

Regular Meeting

Wednesday, June 17, 2015 7:00 PM

Town Hall, Council Chambers Please click the link below to join the webinar:
<https://us02web.zoom.us/j/85191945173> Or Telephone: +1 646 558 8656 or +1 301
715 8592 Webinar ID: 851 9194 5173 , 275 Broad Street, Windsor, CT 06095

1. **Call to Order, Pledge to the Flag and Moment of Silence**
2. **Recognitions/Acknowledgements**
 - a. Acknowledgement--Donation of \$500 to the "Community-Based Transition Academy" Program from All Crate, Inc.
 - b. Recognition--WHS Juried Art Show, Board of Education Purchase Prize to Xarea Lockhart for "Summer Birds" and Superintendent's Choice Purchase Prize to Simone Martin for "Working Habits"
 - c. Recognition--WHS Boys Indoor Track Class L State Champions
 - d. Recognition--WHS Boys Outdoor Track and Field Class L State Champions (5 years running)
 - e. Recognition--WHS Girls Outdoor Track and Field Class MM State Champions (6 years running)
 - f. Announcement--Windsor Teacher of the Year 2015-2016--Michelle Carras
 - g. Announcement--CAS High School Exemplary Educator Award 2015-2016--Sara Anderson-Potts
3. **Audience to Visitors**
4. **Board of Education**
 - a. President's Report
 - b. School Liaison Reports
 1. Windsor High School
 2. Sage Park Middle School
 3. Clover Street School
 4. John F. Kennedy School
 5. Oliver Ellsworth School
 6. Poquonock School
5. **Superintendent's Report**
 - a. Curriculum Development, 1st Reading
 1. Music Fundamentals
 2. Economics
 3. Grade 7 Health
 4. Grade 8 Health
 5. The S.T.E.A.M. Guitar Project: A Sampling of Technology and the Arts
 6. Jewelry I
 7. Sculpture
 8. Psychology
 9. Grade 7 Social Studies
 10. Multivariable Calculus
 - b. Textbook Adoption--Grade 7 Social Studies
 - c. Curriculum Development, 2nd Reading
 1. Early Childhood Education--Grades 10-12
 2. Introduction to Health Care Services--Grades 9-12
 3. Fashion Clothing III--Grades 10-12
 - d. Early Childhood Education, Roger Wolcott Building and Smart Start Grant Update (Possible Action)
 - e. Kelly Services Update
 - f. Residency Report

6. **Committee Reports**

- a. Long Range Planning Committee
- b. Technology Committee

7. **Consent Agenda**

- a. Financial Report
- b. Budget Transfers
- c. Enrollment Report
- d. Food Service Report
- e. Human Resources Report
- f. Town of Windsor Pension Plan Amendment

8. **Approval of Minutes**

- a. May 19, 2015 Special Meeting
- b. May 19, 2015 Regular Meeting
- c. May 28, 2015 Curriculum Committee
- d. June 1, 2015 Executive Committee
- e. June 2, 2015 Long Range Planning Committee
- f. June 6, 2015 Special Meeting

9. **Other Matters/Announcements/Regular BOE Meetings**

- a. BOE Special Meeting, Tuesday, June 23, 2015, 6:30 PM, L.P. Wilson
Community Center, Room 17
- b. BOE Special Meeting, Wednesday, June 24, 2015, 6:00 PM, L.P. Wilson
Community Center, Board Room
- c. Next BOE Regular Meeting is Tuesday, September 15, 2015, 7:00 PM, Town
Hall, Council Chambers

10. **Audience to Visitors**

11. **Adjournment**



Craig A. Cooke, Ph.D.
Superintendent of Schools

601 Matianuck Avenue • Windsor, CT 06095

EMAIL | ccooke@windsorct.org TEL | 860-687-2000 EXT 236 FAX | 860-687-2009 WWW.WINDSORCT.ORG

May 19, 2015

Joseph A. Novak, Sr.
All Crate, Inc.
200 Lamberton Road
Windsor, CT 06095

Dear Mr. Novak:

Thank you once again for another generous donation in the amount of \$500 that you sent for the Community Based Transition Academy in appreciation of the students cleaning up the All Crate property. I'm pleased that you make use of their services and that you are happy with the work the students provided. By utilizing the Community Based Transition Academy students, you are offering a valuable learning experience for them.

I also appreciate you for recommending the Community Based Transition Academy program to other community organizations as well as your friends and business associates. Promoting the hard work of these students in this program, is by far the best endorsement. I will share your letter with Tia Alves so that she is able to share your kind thoughts with the academy students and staff.

Again, thank you for providing the Community Based Transition Academy students which such an important life-skills, educational experience.

Sincerely,

A handwritten signature in black ink, appearing to read 'Craig A. Cooke', is written over the typed name.

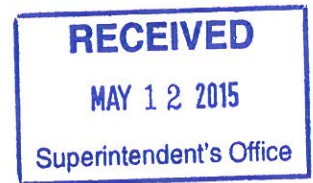
Craig A. Cooke, Ph.D.
Superintendent

CAC/sb

Cc: Tia Alves
Steven Carvalho, Director of Pupil and Special Education Services



Serving Our Customers Since 1992



May 7, 2015

Dr. Craig Cooke
Superintendent of Schools
601 Matianuck Avenue
Windsor, CT 06095

RE: The Community based Transition Academy

Dr. Cooke,

I would like to commend the Community based Transition Academy headed by Tia Alves. This week Tia and her group of staff and students came to our building and cleaned our lawn area, parking lot, and driveway on 200 Lamberton Road. The group raked and bagged over 20 bags of leaves. The kids were wonderful and did a great job. The staff also led by example. The group consisted of more than 5 students and 5 staff members.

We like to donate this check in our appreciation.

My son and I continue to recommend to our friends, community organizations, and business associates to use this group and will continue to do so.

Please call me at 860-683-2134, if there are any questions.

Sincerely,

Joseph A. Novak, Sr.

**WINDSOR BOARD OF EDUCATION
AGENDA ITEM**

For Consideration by the Board of Education at the Meeting of: June 17, 2015

Prepared By: Craig A. Cooke

Presented By: Cristina Santos, Craig A. Cooke

Attachments: 2015 Senior Exhibit Award Winners

Subject: WHS Juried Art Show Awards

Background:

On Wednesday, May 27, the Windsor High School held their annual juried art show. The board president and superintendent viewed the students' art work that afternoon and selected the BOE Purchase Prize "Summer Birds" by Xarea Lockhart and the Superintendent's Choice Purchase Prize "Working Habits" by Simone Martin. The students will receive \$150.00 for their pieces.

Xarea Lockhart's art teachers have watched her grow and develop as a skilled artist who has fluently applied her design skills in a range of courses that include Fashion, Jewelry Design, Watercolors, 2D Design, Ceramics, Pre-AP Art and finally AP Art. She is a dedicated community member who has helped forward the Art Club mission of providing art opportunities beyond classroom as she has volunteered at the Lion's Club Craft Fair to raise money for the Art Department Scholarship Fund, Face Painted for children at the Shad Derby and rose up as a true senior leader in setting up and helping to produce this year's WHS Art Show, where she was recognized with one of the 2015 Art Service Awards. Xarea's art skills, courage and leadership are sure to take the fashion world by storm. Xarea has been accepted to Pratt Institute of Art in New York for the fall term.

Simone Martin's art teachers know her as an enthusiastic artist who has taken courses that have included Drawing 1, Drawing 2, 3D Design, Pre-AP Art, Photography and AP Art. Simone has been an active member of Art Club since her freshman year and has helped with both department fundraising and community arts initiatives. In addition to being selected for the Superintendent's Choice Purchase Prize at this year's WHS Art Show, she was selected by Central Connecticut State University Art Department Faculty to receive the 2015 WHS Design Award for her piece titled "Church". Simone has been accepted to Merrimack College and plans to pursue Architecture.

Recommendation:

Recognize Xarea Lockhart and Simone Martin and their selected art pieces.

Reviewed by: _____

Recommended by the Superintendent: _____

Agenda Item # _____

Craig Cooke
26.

Windsor High School
Art Department
50 Sage Park Road, Windsor, CT 06095
2015 Senior Exhibit Award Winners

Purchase Prizes

BOE Purchase Prize, selected by WPS BOE President Christina Santos:

"Summer Birds" (pen and ink) by Xarea Lockhart

Superintendent's Choice Purchase Prize, selected by WPS Superintendent Dr. Craig Cooke:

"Working Habits" (watercolors) by Simone Martin

Windsor High School Purchase Prize, selected by WHS Principal Russell Sills:

"Overwhelmingly Tired" (Sculpture) by Deirdre Volk and "Leaf" (Graphite Drawing) by Sarah Laiuppa

2-Dimensional Artwork Discipline Awards

Selected by Cassandra Broadus-Garcia, Associate Professor of Art, Central CT State University

Photography Award: *"Emptiness" by Deirdre Volk*

Drawing Award: *"Still Life" by Jodie Allen*

Design Award: *"Church" by Simone Martin*

Painting: *"Stag" by Abbie Parker*

3-Dimensional Artwork Discipline Awards

Selected by Vincente Garcia, Professor of Art, Central CT State University

Sculpture Award: *"Boxes" by Kennedy Hanks*

Ceramics Award: *"Orb" by Allie Garon*

Jewelry Award: *"Leaflet Earrings" by Erica Dean*

Outstanding Overall Artist Scholarship Awards

Selected by Helen Davenport & Janet Miller of the Windsor Palette & Brush Club

Windsor Palette and Brush Scholarship Award: *Erica Dean*

Max Coyer Memorial Scholarship Award: *Deirdre Volk*

Diane Pagano Memorial Scholarship Award: *Abbie Parker*

WHS Department Awards

Selected by WHS Faculty

Art Department Community Service Awards: *Dan Walsh, Briana Gutierrez, Allie Garon & Xarea Lockhart*

Art Department Recognition Awards: *Ellie Moore (for 2D work) & Shamarie Weston (for 3D work)*

2015 WHS Boys' Indoor Track
Class L State Champions

Kyshawn Bonner
Kevin Boudreau
Shy Brooks
Gabriel Elliott
Tristen Enkler
Timothy Epps
Eric Foster
Amiri Gerald
Rajay Hinds
Isaiah Huff
Chris Mack
Benjamin Morneault
Raylon Perry
Courtney Rush
Nathaniel Williams
Juwan Wood

Coach: Kelvan Kearse

2015 WHS Boys Outdoor Track and Field
Class L State Champions

Aaron Bell
Dandre Binns
Kyshawn Bonner
Kevin Boudreau
Yishay Brooks
Tyler Coyle
Gabriel Elliott
Timothy Epps
Eric Foster
Bennie Fulse
Timothy Gardner Russaw
Amiri Gerald
Ryan Harrington
Rajay Hinds
Kirk Lawrence
Mike Mahon
Connor Miele
Raylon Perry
Jason Pinnock
Courtney Rush
Raymond Sanderson
Jakwan Simmons
Malik Simmons
Nathaniel Williams
Juwon Wood

Coaches: Kelvan Kearse and Ken Smith

2015 WHS Girls Outdoor Track and Field
Class MM State Champions

Iris Afantchao
Madison Alexis
Jiana Baker
Cecelia Blamahsah
Kadra Blanchard
Brittney Brown
Tia Brown
Brianna Dooley
Torrie Epps
Erika Hightower
Sashana Hinds
Candice Johnson
Destiny Johnson
Annicka McDonald
Camille McHenry
Rebecca Samuel
Kenya Warner

Coaches: Ron Wilson and Nekisha Franklin

2015-2016 Windsor Teacher of the Year



Michelle Carras is the Windsor Public Schools Teacher of the Year for 2015-2016. A committee of her peers selected her from 41 nominated teachers. She has been a teacher in Windsor Public Schools since 2013 and is currently a Special Education teacher at Windsor High School. She previously taught at the CREC Hartford Juvenile Detention Center and in schools both in and around Albany, NY.

Michelle is a graduate of Marist College where she received her Bachelor of Arts Degree in Special Education/Psychology and a Masters Degree in Educational Psychology. Michelle lives with her family in East Hartford.

The Windsor Public Schools' Teacher of the Year Program recognizes and honors teacher excellence. It does not attempt to select the "best" teacher; rather, to identify, from among Windsor's many outstanding teachers, one teacher to serve as a visible and vocal representative of what is best in the profession. The program celebrates excellence in teaching by recognizing teachers who have inspired a love for learning in their students and who have distinguished themselves in the profession.

Windsor's Teacher of the Year selection process begins in March when teachers are asked to submit written nominations of colleagues. Nominations were received. Those teachers who were nominated then decided whether or not to continue in the process and be interviewed by a panel of colleagues. Following the interview process, a classroom visit takes place on the finalist. Michelle is now working on her State of Connecticut Teacher of the Year application packet.

The Windsor Board of Education announces the teacher of the year at its June meeting. The teacher of the year is invited to the September Board meeting and is formally recognized.

Teacher of the Year Selection Committee, 2015

Elaine Chartier – Grade 5 teacher, Clover

Kathleen Furie – Grade 1 teacher, Oliver Ellsworth, 2014-2015 Windsor Teacher of the Year

Vanessa Golec – Grade 6 teacher, Sage Park

Mike Greenwood - Co-Facilitator & District TEAM Facilitator, teacher

Gregg Hannan - Physical Education teacher, WHS

Terrell Hill - ex-officio, Assistant Superintendent for Human Resources

Meghan O'Brien – Head Teacher, Clover

Mallory Thompson – Special Education teacher, WHS

Lenny Vann, Social Worker, WHS; WEA Representative

Katrina P. Wicks - Co-Facilitator & former Windsor Teacher of the Year, teacher



Sara Anderson-Potts Named CAS High School
Exemplary Educator for 2015-2016

The Connecticut Association of Schools has announced that Windsor High School teacher, Sara Anderson-Potts, has been selected as the CAS High School Exemplary Educator of the Year for 2015-2016.

Sara will be formally recognized at a Board of Education meeting in the fall and also at a CAS celebration in November.

The letter announcing the award is attached.

WINDSOR BOARD OF EDUCATION AGENDA ITEM

For Consideration by the Board of Education at the Meeting of: June 17, 2015

Prepared By: Mary Anne Butler

Presented By: Mary Anne Butler

Attachments:

Subject: Music Fundamentals, Economics, Grade 7 Health, Grade 8 Health, The S.T.E.A.M. Guitar Project: A Sampling of Technology and the Arts, Jewelry Design 1, Sculpture, Psychology, Grade 7 Social Studies, Multivariable Calculus

Background:

Music Fundamentals is a survey-style music course that provides students with an introduction to various elements of music. Topics covered include music history, music theory, and hands on performance using drums, piano, and guitar.

Economics is a semester long elective course that examines scarcity, supply and demand, money, credit, and banking, which prepares students to be financially literate after graduation from high school.

Grade 7 Health involves students in a myriad of hands-on activities and covers topics including drugs, alcohol, tobacco and HIV/AIDS.

Grade 8 Health presents a variety of topics to allow students to extend their knowledge of important concepts, specifically those related to drugs, alcohol, tobacco, nicotine, and HIV/AIDS.

The STEAM Guitar Project culminates in a custom-made electric guitar the students build by linking the concepts in STEAM (Science, Technology, Engineering, Art, Math) with manufacturing principles.

Jewelry Design 1 is an introductory design and fabrication course in the functional art/craft of jewelry making using metals as the primary media.

Sculpture is an elective course that permits students to examine their own relationship to three-dimensional space and how we identify with materials. This course applies basic understanding of 3D Design and applies it to a more conceptual level to convey messages and stories in student's work.

Psychology is an introductory course where students study individual behavior and cognition while examining various psychological theories and perspectives. Selected topics of investigation include the principles of learning, personality development and psychological research.

Grade 7 Social Studies World History focuses on the many aspects of the ancient world and its influence on modern time using a variety of inquiry methods.

Multivariable Calculus is an extension of Calculus topics that involve more than one variable. The course includes a study of Green's Theorem, Stokes' Theorem and Gauss' Divergence Theorem.

Status:

Music Fundamentals, Economics and Grade 7 Health curricula were presented to the BOE Curriculum Committee on May 28, 2015.

Grade 8 Health, The S.T.E.A.M. Guitar Project: A Sampling of Technology and the Arts, Jewelry Design 1, Sculpture, Psychology, Grade 7 Social Studies, Multivariable Calculus Curricula were presented to the BOE Curriculum Committee on June 11, 2015.

Recommendation:

The Board approves Music Fundamentals, Economics, Grade 7 Health Grade 8 Health, The S.T.E.A.M. Guitar Project: A Sampling of Technology and the Arts, Jewelry Design 1, Sculpture, Psychology, Grade 7 Social Studies, and Multivariable Calculus curricula as a 1st reading and waives 2nd reading as presented.

Reviewed by: MB

Recommended by the Superintendent: 

Agenda Item # 5a.

**WINDSOR BOARD OF EDUCATION
AGENDA ITEM**

For Consideration by the Board of Education at the Meeting of: June 17, 2015

Prepared By: Mary Anne Butler

Presented By: Mary Anne Butler

Attachments:

Subject: Textbook Adoption for Grade 7 Social Studies: (A) “World History: Ancient Civilizations Through the Renaissance”

Background:

The book selected represents the topics and units of study in the same sequencing as the curriculum outline. It contains Common Core aligned lesson ideas, provides real world examples, modern day connections, focused writing activities, reading supports and offer adaptability and other options through use of the digital access. Each text costs \$69.95 and 350 texts will be required plus \$1,468.95 for shipping. Total cost is \$25,951.45.

Status:

The textbook was presented to the BOE Curriculum Committee on June 11, 2015.

Recommendation:

The Board approves the text, “World History: Ancient Civilizations Through the Renaissance”, as presented suggesting the 2nd reading is waived.

Reviewed by: _____

Recommended by the Superintendent: _____

Agenda Item # _____

**WINDSOR BOARD OF EDUCATION
AGENDA ITEM**

For Consideration by the Board of Education at the Meeting of: June 17, 2015

Prepared By: Mary Anne Butler

Presented By: Mary Anne Butler

Attachments:

Subject: 10-12 Early Childhood Education, 9-12 Introduction to Health Care Services, 10-12 Fashion & Clothing III

Background:

10-12 Early Childhood Education curriculum provides an introduction to all levels of early childhood education services and specialties in the workplace. Topics include theory, evaluation of early childhood programs and curriculum planning and assessment.

9-12 Introduction to Health Careers is a year-long course which introduces students to all levels of health care services and specialties.

10-12 Fashion & Clothing III provides students with an extensive understanding of designing and creating apparel by incorporating elements and principles of design.

Status:

10-12 Early Childhood Education, 9-12 Introduction to Health Careers, and 10-12 Fashion & Clothing III curricula were approved by the Board as a 1st reading on May 19, 2015.

Recommendation:

The Board approves 10-12 Early Childhood Education and 9-12 Introduction to Health Care Services, and 10-12 Fashion & Clothing III curricula as a 2nd reading as presented.

Reviewed by: MD

Recommended by the Superintendent: [Signature]

Agenda Item # 50

WINDSOR BOARD OF EDUCATION

AGENDA ITEM

For Consideration by the Board of Education at the Meeting of: June 17, 2015

PREPARED BY: Craig A. Cooke

PRESENTED BY: Craig A. Cooke

ATTACHMENTS:

SUBJECT: Early Childhood Education, Roger Wolcott Building and Smart Start Grant Update
(Possible Action)

BACKGROUND:

Superintendent has recommended that the Board no longer pursue the Roger Wolcott opening for September due to the lack of time administration has to complete the necessary construction, purchasing, and hiring of staff to begin the preschool program.

The SmartStart grant remains approved for four (4) classrooms of preschool (\$300,000) and capital improvement work (\$300,000).

The State of Connecticut has confirmed that Windsor is eligible to file a grant modification and open up two (2) preschool classrooms for the 2015/16 school year. This would reduce the grant allocation to \$150,000. Remaining funds required for preschool operation (paraprofessionals) would be available through the Alliance grant. This would allow the district to service up to 30 additional students in preschool for 2015/16. It is anticipated that one (1) SmartStart classroom would be placed at Oliver Ellsworth and (1) SmartStart classroom would be placed at Poquonock. One (1) half day preschool classroom would be moved from Oliver Ellsworth to Poquonock. As stated previously there are two (2) available classrooms at Poquonock that would now be occupied.


This proposal requires no additional Board of Education general funds.

RECOMMENDATION:

Move the Board of Education rescind their request to have the Town of Windsor make the Roger Wolcott building available for educational purposes for July 1, 2015, that the town provide ECS funds related to the increased preschool enrollment and the \$75,000 for payment of utilities in relation to the operation of Roger Wolcott.

Move the Board of Education to approve the proposal for two (2) additional preschool classroom in the district for the 2015/16 school year to be funded through the SmartStart grant and the Alliance grant.

Move the Board of Education file a grant modification with the State of Connecticut on the SmartStart grant indicating the opening of two (2) preschool classrooms instead of the four (4) applied for and indicating it will not be accessing the capital improvement funds.

Recommended by the Superintendent: 

Agenda Item # 5d.

**WINDSOR BOARD OF EDUCATION
AGENDA ITEM**

For Consideration by the Board of Education at the Meeting of: June 17, 2015

Prepared By: Terrell Hill
Assistant Superintendent for Human Resources

Presented By: Terrell Hill, Danielle Batchelder

Attachments:

Subject: Kelly Services Report (substitute system)

Background:

Windsor Public Schools contracted with Kelly Services in 2014 to provide the coordination of its substitute management system for staff. Prior to the 2014 the substitute management was handled by one of the HR department staff members. The contracting of Kelly Services has allowed the HR and Business departments to realign staff, and redistribute various tasks.


Status:

N/A

Recommendation:

For informational purposes only.

Reviewed by: _____

Recommended by the Superintendent 

Agenda Item # 5e

**WINDSOR BOARD OF EDUCATION
AGENDA ITEM**

For Consideration by the Board of Education at the Meeting of: June 17, 2015

Prepared By: Craig Cooke

Presented By: Craig Cooke

Attachments: Dr. Cooke's Memorandum, Updated Investigation Report,
Residency Report

Subject: Residency Report

BACKGROUND:

The Board requested additional information on the district's residency efforts. At the last Board meeting an updated investigation report was provided along with a memorandum from Dr. Cooke.

Additional information provided for this Board meeting includes requested information on race, sex, geographic location, grade, and school attended. The information requested on age, family status and income is not provided as it is either not collected or not readily available. Also as requested, information on student race district-wide is provided.

STATUS:

N/A

RECOMMENDATION:

For informational purposes only.

Recommended by the Superintendent: 

Agenda Item # 5f.

Memo

To: Board of Education Members
From: Craig A. Cooke, Ph.D.
Date: 5/18/2015
Re: Residency Report

This memorandum addresses school residency investigations in Windsor and is in response to a series of questions from the April 28, 2015 Board of Education meeting. Residency investigations involve numerous school district employees and are overseen by the School Residency Officer. The Residency Officer is part of the registration department which is overseen by the district's Director of Business Services.

Important requirements related to residency:

- Burden of proof falls on a family to prove residency, however the school district must be able to point to another district in which the student should be attending school.
- The law favors a student attending school while a determination is made.
- The person with whom the student resides with is not required to obtain legal custody of the student.
- Students may live with other family members or friends as long as the residency is:
 - Permanent (as defined by State of CT);
 - Provided without pay, and
 - Not for the sole purpose of obtaining school accommodations.

It is important to note that the term "investigation" is used broadly in the count detailed in the attached document. An investigation may range from a review of paper records or a discussion with a family in the registration department to surveillance on multiple occasions and discussions with family and others. Time involved could be from 15 minutes to days of work over the course of a year. Each investigation is counted the same in the attached document.

How does the district receive referrals?

Residency referrals become known to the district in a variety of ways such as completion of a district form (attached), anonymous information, employee notification, citizen notification, crossing guards, school security personnel, bus driver, or student/family notification.

What is the process for referrals?

Referrals received are initially reviewed by the school principal. The referrals are then forwarded to the Residency Officer. The following steps are taken by the Residency Officer:

- Review student database information (PowerSchool)
- Review registration information
- Discussion with person initiating referral, if applicable
- Review housing information on file, if applicable

What information is reviewed that may lead to the district initiating an investigation:

In addition to reports questioning residency, the district may initiate an investigation when:

- Mail is returned to the school
- House sale indicates a family is moving
- Phone numbers are not working (not solely the basis for an investigation)

Does the district automatically investigate student attendance based on a Certificate of Residency (C.O.R.)?

No, we do not automatically investigate. C.O.R.'s must be renewed annually and are legal documents. Information provided may lead to an investigation but it is not an automatic investigation.

Consideration for 2015/16 school year

The district currently has \$30,000 allotted for residency investigations. Following finalization of the 2015/16 budget, I would like to recommend the creation of a position titled School Security and Residency Officer which would be modeled after a similar position in Wethersfield Public Schools. This position could bring more consistency to the district's safety efforts by training and supervising the School Safety Monitors and conducting residency investigations. This person could conduct on-going safety audits throughout the school year. The position's work year and daily hours would need to be flexible to fit within the current budget allotment or other funds would need to be identified.

Attachments

Windsor Public Schools
Residency Investigation Report
Fiscal Year 2014/2015

Date Year to Date	Student Cases Referred	Student Cases Closed**		Cases Open	BOE Hearings	STATE Appeals
		Withdrawal	Residency Confirmed			
07/01/14-04/30/2015	390	100	237	53	0	0
Prior year to date						
07/01/13-06/30/2014	510	126	362	22	1	0

**Residency investigations are "closed" for the following: voluntary withdrawal, formal disenrollment & confirmation of residency.

Note: Student cases referred includes open cases from previous year.

Windsor Public Schools
Residency Investigation Report
 Breakdown by school
 July 1, 2014 - April 30, 2015

School	Student Cases Referred	-----Student Cases Closed-----		Student Cases Open
		Withdrawal	Residency Confirmed	
WHS	149	37	85	27
SPMS	81	21	48	12
Total Secondary	230	58	133	39
CLO	30	7	20	3
POQ	40	8	27	5
JFK	42	14	23	5
OE	48	13	34	1
Total Elementary	160	42	104	14
Total District	390	100	237	53

**STUDENT RESIDENCY INVESTIGATION
REFERRAL FORM**

School _____ Student ID #: _____

Name of Student: _____ Grade: _____

School Registered Address: _____

Reason for Referral:

Referred by: _____

Approved by School Administrator: _____

Date: _____

Please attach copies of any documents to support referral; i.e., returned mail.

Residency Report 2012-2013

School/Ethnicity							
Sum of Count of Students	Column						
Row Labels	Clover	JFK	Ellsworth	Poquonock	Sage	WHS	Grand Total
Asian		3	4		3	2	12
Black	32	38	37	32	89	154	382
Hispanic	4	9	9	16	20	42	100
Multi-ethnic						1	1
White	16	4	10	6	9	21	66
Grand Total	52	54	60	54	121	220	561

School/Gender							
Sum of Count of Students	Column						
Row Label	Clover	JFK	Ellsworth	Poquonock	Sage	WHS	Grand Total
F	21	22	31	27	56	90	247
M	31	32	29	27	65	130	314
Grand Total	52	54	60	54	121	220	561

School/Grade							
Count of Count of Students	Column Labels						
Row Labels	Clover	JFK	Ellsworth	Poquonock	Sage	WHS	Grand Total
-1			8				8
0			12	16			28
1			24	21			45
2			16	17			33
3	18	20					38
4	17	16					33
5	17	18					35
6					39		39
7					42		42
8					40		40
9						66	66
10						41	41
11						55	55
12						58	58
Grand Total	52	54	60	54	121	220	561

Residency Report 2013-2014

School/Ethnicity							
Count of Student Number	Column						
Row Labels	Clover	JFK	Ellsworth	Poquonock	Sage	WHS	Grand Total
American Indian				1		1	2
Asian		1	3		3	3	10
Black	32	32	35	22	74	140	335
Hispanic	10	4	11	6	23	24	78
Multi-ethnic						4	4
White	8	14	12	11	15	22	82
Grand Total	50	51	61	40	115	194	511

School/Gender							
Count of Student Number	Column						
Row Labels	Clover	JFK	Ellsworth	Poquonock	Sage	WHS	Grand Total
Female	18	23	26	22	48	93	230
Male	32	28	35	18	67	97	277
Grand Total	50	51	61	40	115	194	511

School/Grade							
Count of Student Number	Column						
Row Labels	Clover	JFK	Ellsworth	Poquonock	Sage	WHS	Grand Total
-1			2				2
0			12	6			18
1			24	15			39
2			23	19			42
3	11	13					24
4	23	19					42
5	16	19					35
6					25		25
7					30		30
8					60		60
9						43	43
10						45	45
11						51	51
12						55	55
Grand Total	50	51	61	40	115	194	511

Residency Report 2014-2015

School/Ethnicity							
Sum of Student Count	Column						
Row Labels	Clover	JFK	Ellsworth	Poquonock	Sage	WHS	Grand Total
American Indian						1	1
Asian	1	4	5	1	5	3	19
Black	18	26	29	28	55	111	267
Hispanic	9	5	10	5	13	24	66
Multi-ethnic		1	1	2	2		6
White	2	5	3	4	7	9	30
Grand Total	30	41	48	40	82	148	389

School/Gender							
Sum of Student Count	Column						
Row Labels	Clover	JFK	Ellsworth	Poquonock	Sage	WHS	Grand Total
F	14	16	19	16	40	76	181
M	16	25	29	24	42	72	208
Grand Total	30	41	48	40	82	148	389

School/Grade							
Sum of Student Count	Column						
Row Labels	Clover	JFK	Ellsworth	Poquonock	Sage	WHS	Grand Total
-1			5	1			6
0			6	10			16
1			20	13			33
2			16	15			31
3	11	13	1				25
4	10	12					22
5	9	16					25
6				1	27		28
7					25		25
8					30		30
9						49	49
10						32	32
11						37	37
12						30	30
Grand Total	30	41	48	40	82	148	389

School/Lunch Status							
Sum of Student Count	Column						
Row Labels	Clover	JFK	Ellsworth	Poquonock	Sage	WHS	Grand Total
Free	17	20	24	24	41	59	185
Full Pay	11	18	20	12	34	80	175
Reduced	2	3	4	4	7	9	29
Grand Total	30	41	48	40	82	148	389

Windsor Public Schools as of June 11, 2015
District-wide Enrollment by Ethnicity

Total Enrollment	American Indian/Alaskan Native	Asian	Black or African American	White	Hispanic or Latino	Multi-ethnic
100.0%	0.2%	5.0%	48.1%	29.1%	15.2%	2.3%

Residency Report 2014-2015

School/Ethnicity							
Sum of Student Count	Column						
Row Labels	Clover	JFK	Ellsworth	Poquonock	Sage	WHS	Grand Total
American Indian						1	1
Asian	1	4	5	1	5	3	19
Black	18	26	29	28	55	111	267
Hispanic	9	5	10	5	13	24	66
Multi-ethnic		1	1	2	2		6
White	2	5	3	4	7	9	30
Grand Total	30	41	48	40	82	148	389

School/Gender							
Sum of Student Count	Column						
Row Labels	Clover	JFK	Ellsworth	Poquonock	Sage	WHS	Grand Total
F	14	16	19	16	40	76	181
M	16	25	29	24	42	72	208
Grand Total	30	41	48	40	82	148	389

School/Grade							
Sum of Student Count	Column						
Row Labels	Clover	JFK	Ellsworth	Poquonock	Sage	WHS	Grand Total
-1			5	1			6
0			6	10			16
1			20	13			33
2			16	15			31
3	11	13	1				25
4	10	12					22
5	9	16					25
6				1	27		28
7					25		25
8					30		30
9						49	49
10						32	32
11						37	37
12						30	30
Grand Total	30	41	48	40	82	148	389

School/Lunch Status							
Sum of Student Count	Column						
Row Labels	Clover	JFK	Ellsworth	Poquonock	Sage	WHS	Grand Total
Free	17	20	24	24	41	59	185
Full Pay	11	18	20	12	34	80	175
Reduced	2	3	4	4	7	9	29
Grand Total	30	41	48	40	82	148	389

Residency Report 2014-2015

Geographic Location by Street Names

High Path Rd	7	1.80%
Misc	6	1.54%
Broadleaf Cir	6	1.54%
Indian Hill Rd; Stonehenge; Lancaster Dr	11	2.83%
Last Leaf Cir; Lochview Dr	7	1.80%
Derek; Taverner; Peddler; Eastview	23	5.91%
Victoria; Conestoga St	14	3.60%
Glenwood Dr; Winthrop Rd	4	1.03%
Clubhouse Rd; Eno St; Pleasant St	10	2.57%
Stratford Court	5	1.29%
Heritage Dr; Loomis Av; Broad St; Prospect	39	10.03%
Brewster; Dudley; Hatchet Rd	7	1.80%
Matianuck Ave	10	2.57%
Windsor Ave	25	6.43%
Matthew Lane; Pepperbush Way	11	2.83%
Park Ave; Robin Rd; Sunnyside; Harvey Rd	22	5.66%
Windbrook Dr; Willowcrest Dr	12	3.08%
Deerfield Rd; Woodland Park; Midian Av	43	11.05%
Green Manor; Arrowbrook Rd; Pine Lane	34	8.74%
Allen; Barber; Irving St	55	14.14%
Gloria St; Clover; Giddings Av	11	2.83%
Rood Ave; Tamarack Dr; Abbey Lane	21	5.40%
West Wolcott Ave	6	1.54%
	389	100%

Residency Report 2013-2014

School/Ethnicity							
Count of Student Number	Column						
Row Labels	Clover	JFK	Ellsworth	Poquonock	Sage	WHS	Grand Total
American Indian				1		1	2
Asian		1	3		3	3	10
Black	32	32	35	22	74	140	335
Hispanic	10	4	11	6	23	24	78
Multi-ethnic						4	4
White	8	14	12	11	15	22	82
Grand Total	50	51	61	40	115	194	511

School/Gender							
Count of Student Number	Column						
Row Labels	Clover	JFK	Ellsworth	Poquonock	Sage	WHS	Grand Total
Female	18	23	26	22	48	93	230
Male	32	28	35	18	67	97	277
Grand Total	50	51	61	40	115	194	511

School/Grade							
Count of Student Number	Column						
Row Labels	Clover	JFK	Ellsworth	Poquonock	Sage	WHS	Grand Total
-1			2				2
0			12	6			18
1			24	15			39
2			23	19			42
3	11	13					24
4	23	19					42
5	16	19					35
6					25		25
7					30		30
8					60		60
9						43	43
10						45	45
11						51	51
12						55	55
Grand Total	50	51	61	40	115	194	511

Residency Report 2013-2014

Geographic Location by Street Names

High Path Rd	8	1.57%
Misc	13	2.54%
Stone Rd; Hayden Station; Palisado Av	22	4.31%
River St; Niles Rd; Tunxis	12	2.35%
Lincoln Way	5	0.98%
Capen St; Sage Park Rd	8	1.57%
Attawanot St; Bina Ave; Garden St	5	0.98%
White Rock Dr	4	0.78%
Broadleaf Cir; Bent Rd Fieldstone	9	1.76%
Indian Hill Rd; Center St; Chelsea Lane	5	0.98%
Last Leaf Cir; Lochview Dr	7	1.37%
Taverner; Peddler; Eastview; Foxglove	5	0.98%
Victoria; Conestoga St	9	1.76%
Glenwood Dr; Winthrop Rd; Pilgrim Dr	9	1.76%
Clubhouse Rd; Eno St; Pleasant St	22	4.31%
Stratford Court; Mt Rd; Whitward Pl	9	1.76%
Heritage Dr; Loomis Av; Broad St; Prospect	29	5.68%
Dudley; Hatchet Rd; Longhill Rd	8	1.57%
Matianuck Ave; Hale Dr	22	4.31%
Windsor Ave	33	6.46%
Rainbow Creek; Kearney; Lighthouse; Strawberr	10	1.96%
Park Ave; Robin Rd; Sunnyside; Harvey Rd	31	6.07%
Windbrook Dr; Willowcrest Dr	9	1.76%
Deerfield Rd; Woodland Park; Midian Av	67	13.11%
Green Manor; Arrowbrook Rd; Pine Lane	43	8.41%
Allen; Barber; Irving St	48	9.59%
Gloria St; Clover; Giddings Av	18	3.52%
Rood Ave; Tamarack Dr; Abbey Lane	34	6.65%
West Wolcott Ave	7	1.37%
	511	100%

Residency Report 2012-2013

School/Ethnicity							
Sum of Count of Students	Column						
Row Labels	Clover	JFK	Ellsworth	Poquonock	Sage	WHS	Grand Total
Asian		3	4		3	2	12
Black	32	38	37	32	89	154	382
Hispanic	4	9	9	16	20	42	100
Multi-ethnic						1	1
White	16	4	10	6	9	21	66
Grand Total	52	54	60	54	121	220	561

School/Gender							
Sum of Count of Students	Column						
Row Label	Clover	JFK	Ellsworth	Poquonock	Sage	WHS	Grand Total
F	21	22	31	27	56	90	247
M	31	32	29	27	65	130	314
Grand Total	52	54	60	54	121	220	561

School/Grade							
Count of Count of Students	Column Labels						
Row Labels	Clover	JFK	Ellsworth	Poquonock	Sage	WHS	Grand Total
-1			8				8
0			12	16			28
1			24	21			45
2			16	17			33
3	18	20					38
4	17	16					33
5	17	18					35
6					39		39
7					42		42
8					40		40
9						66	66
10						41	41
11						55	55
12						58	58
Grand Total	52	54	60	54	121	220	561

Residency Report 2012-2013

Geographic Location by Street Names

High Path Rd	8	1.43%
Misc	13	2.32%
Stone Rd; Hayden Station; Palisado Av	22	3.92%
River St; Niles Rd; Tunxis	12	2.14%
Lincoln Way	5	0.89%
Capen St; Sage Park Rd	8	1.43%
Attawanot St; Bina Ave; Garden St	5	0.89%
White Rock Dr	4	0.71%
Broadleaf Cir; Bent Rd Fieldstone	9	1.60%
Indian Hill Rd; Center St; Chelsea Lane	5	0.89%
Last Leaf Cir; Lochview Dr	10	1.78%
Taverner; Peddler; Eastview; Foxglove	5	0.89%
Victoria; Conestoga St	9	1.60%
Glenwood Dr; Winthrop Rd; Pilgrim Dr	9	1.60%
Clubhouse Rd; Eno St; Pleasant St	22	3.92%
Stratford Court; Mt Rd; Whitward Pl	9	1.60%
Heritage Dr; Loomis Av; Broad St; Prospect	35	6.24%
Dudley; Hatchet Rd; Longhill Rd	10	1.78%
Matianuck Ave; Hale Dr	22	3.92%
Windsor Ave	31	5.53%
Rainbow Creek; Kearney; Lighthouse; Strawb	13	2.32%
Park Ave; Robin Rd; Sunnyside; Harvey Rd	36	6.42%
Windbrook Dr; Willowcrest Dr	11	1.96%
Deerfield Rd; Woodland Park; Midian Av	73	13.01%
Green Manor; Arrowbrook Rd; Pine Lane	46	8.20%
Allen; Barber; Irving St	53	9.45%
Gloria St; Clover; Giddings Av	25	4.46%
Rood Ave; Tamarack Dr; Abbey Lane	39	6.95%
West Wolcott Ave	12	2.14%
	561	100%

2014-2015 Financial Report
Budget Projected through June 30, 2015

	2014/2015 Budget	Expenditures YTD 5/31/15	Projected Expense through 6/30/15	Projected Balance 6/30/15	% Balance
<u>Instructional Services</u>					
Clover Street School	60,960	39,698	3,218	18,044	30%
John F. Kennedy School	91,215	46,894	2,066	42,255	46%
Oliver Ellsworth School	93,356	78,889	867	13,600	15%
Poquonock School	53,111	39,585	1,770	11,756	22%
Sage Park Middle School	224,644	207,560	9,973	7,111	3%
Windsor High School	469,512	350,314	70,400	48,798	10%
Windsor High School Interscholastic Sport	158,425	129,043	24,540	4,842	3%
Athletic Coaches	266,731	148,836	67,273	50,622	19%
WHS Career & Technical Education	123,607	108,252	3,866	11,489	9%
Continuing Education	63,550	29,750	1,804	31,996	50%
Instructional Services Management	143,405	65,556	7,956	69,893	49%
Curriculum Management & Development	69,640	35,808	48,035	(14,203)	-20%
Curriculum Mgt. & Dev. -Magnet School	1,450,600	1,549,005	0	(98,405)	-7%
Textbook Adoption	87,500	31,228	18,897	37,375	43%
Technology	254,569	233,325	18,752	2,492	1%
Technology - New Equipment	241,886	277,901	675	(36,690)	-15%
Total Instructional Services	3,852,711	3,371,644	280,092	200,975	5%
<u>Education Support Services</u>					
Pupil Personnel Services	242,064	231,133	27,065	(16,134)	-7%
Special Education	94,100	42,888	8,250	42,962	46%
Special Education Tuition	4,430,373	2,918,743	1,719,630	(208,000)	-5%
Policy & Planning	147,350	118,970	5,123	23,257	16%
Employee Personnel Services	99,100	59,863	5,013	34,224	35%
Financial Management	161,200	170,211	3,818	(12,829)	-8%
Financial Services	37,000	52,781	9,304	(25,085)	-68%
Pupil Transportation & Safety	3,999,900	3,312,399	1,045,586	(358,085)	-9%
Physical Plant Services	2,162,601	1,594,140	256,640	311,821	14%
Major Maintenance	286,000	290,948	20,601	(25,549)	-9%
L.P. Wilson Center	254,800	94,352	78,562	81,886	32%
Benefits	11,099,700	8,225,435	2,461,143	413,122	4%
Certified Salaries	29,861,189	27,779,175	1,875,506	206,508	1%
Non-Certified Salaries	7,368,376	6,706,736	535,394	126,246	2%
Regular Ed Tutor Salaries	430,699	372,518	36,506	21,675	5%
Special Ed Tutor Salaries	195,600	352,531	52,492	(209,423)	-107%
Substitute Salaries	497,910	874,617	227,625	(604,332)	-121%
Total Education Support Services	61,367,962	53,197,440	8,368,258	(197,736)	
Total All Sites	65,220,673	56,569,084	8,648,350	3,239	0%

**WINDSOR BOARD OF EDUCATION
AGENDA ITEM**

For Consideration by the Board of Education at the Meeting of: June 17, 2015

Prepared By: Danielle Batchelder

Presented By: Danielle Batchelder

Attachments: May 31, 2015 Financial Report

Subject: Financial Report

Background:

A report of operating expenditures is prepared monthly for the Board of Education. The report details monthly and year-to-date expenditures for each site within Windsor Public Schools.

Status:

The attached report, which includes encumbrances, is for the month of May 2015.

There were no inter-site transfers during the month.

Recommendation:

No action is necessary. The report is for information only.

The Secretary of the Board of Education should include the following in the minutes of this Board of Education meeting:

Expenditures for May 2015	\$ 5,066,413
Expenditures through May 31, 2015	\$56,569,084

Reviewed by: NOB

Recommended by the Superintendent: [Signature]

Agenda Item # 7a.

**Windsor Public Schools
Financial Report May 2015**

	2014/2015 Budget	Expenditures YTD 5/31/15	Encumbrance Projected Expense	5/31/15 Projected Balance	% Balance
Instructional Services					
Clover Street School	60,960	39,698	1,413	19,849	33%
John F. Kennedy School	91,215	46,894	3,109	41,212	45%
Oliver Ellsworth School	93,356	78,889	6,465	8,002	9%
Poquonock School	53,111	39,585	806	12,720	24%
Sage Park Middle School	224,644	207,560	8,140	8,944	4%
Windsor High School	469,512	350,314	22,951	96,247	20%
Windsor High School Interscholastic Sport	158,425	129,043	21,998	7,384	5%
Athletic Coaches	266,731	148,836	80,780	37,115	14%*
WHS Career & Technical Education	123,607	108,252	12,417	2,938	2%*
Continuing Education	63,550	29,750	33,800	0	0%*
Instructional Services Management	143,405	65,556	2,056	75,793	53%
Curriculum Management & Development	69,640	35,808	2,893	30,939	44%
Curriculum Mgt. & Dev. -Magnet School	1,450,600	1,549,005	0	(98,405)	-7%*
Textbook Adoption	87,500	31,228	3,508	52,764	60%*
Technology	254,569	233,325	18,752	2,492	1%
Technology - New Equipment	241,886	277,901	675	(36,690)	-15%*
Total Instructional Services	3,852,711	3,371,644	219,763	261,304	7%
Education Support Services					
Pupil Personnel Services	242,064	231,133	17,551	(6,620)	-3%
Special Education	94,100	42,888	1,391	49,821	53%
Special Education Tuition	4,430,373	2,918,743	688,543	823,087	19%
Policy & Planning	147,350	118,970	3,123	25,257	17%
Employee Personnel Services	99,100	59,863	1,212	38,025	38%
Financial Management	161,200	170,211	3,092	(12,103)	-8%
Financial Services	37,000	52,781	7,012	(22,793)	-62%
Pupil Transportation & Safety	3,999,900	3,312,399	391,286	296,215	7%
Physical Plant Services	2,162,601	1,594,140	201,080	367,381	17%
Major Maintenance	286,000	290,948	18,228	(23,176)	-8%
L.P. Wilson Center	254,800	94,352	29,941	130,507	51%
Benefits	11,099,700	8,225,435	50,192	2,824,073	25%
Certified Salaries	29,861,189	27,779,175	0	2,082,014	7%
Non-Certified Salaries	7,368,376	6,706,736	0	661,640	9%
Regular Ed Tutor Salaries	430,699	372,518	53,069	5,112	1%*
Special Ed Tutor Salaries	195,600	352,531	59,943	(216,874)	-111%*
Substitute Salaries	497,910	874,617	202,658	(579,365)	-116%*
Total Education Support Services	61,367,962	53,197,440	1,728,321	6,442,201	
Total All Sites	65,220,673	56,569,084	1,948,084	6,703,505	10%

* = The above highlighted areas project the expense as of 6/30/15

The 'Total All Sites' line is NOT the projected balance as of 6/30/15. The 'Total All Sites' line is the year to date expense (May 31, 2015) along with the highlighted lines that are projected through June 30, 2015

Windsor Public Schools
Financial Report
April 30, 2015

	2014/2015	Expenditures	Encumbrance	Balance	%
	Budget	YTD 4/30/15	Projected Expense	4/30/15 Projected Balance 6/30/15	Balance
<u>Instructional Services</u>					
Clover Street School	60,960	35,665	4,056	21,239	35%
John F. Kennedy School	91,215	43,785	3,145	44,285	49%
Oliver Ellsworth School	93,356	72,424	6,424	14,508	16%
Poquonock School	53,111	38,780	1,313	13,018	25%
Sage Park Middle School	224,644	192,492	16,658	15,494	7%
Windsor High School	468,512	335,438	29,933	103,141	22%
Windsor High School Interscholastic Sports	158,425	88,965	52,656	16,804	11%
Athletic Coaches	266,731	148,836	117,895	0	0%
WHS Career & Technical Education	123,607	107,617	2,831	13,159	11%
Continuing Education	63,550	29,117	625	33,808	53%
Instructional Services Management	143,405	63,501	6,926	72,978	51%
Curriculum Management & Development	69,640	35,516	462	33,662	48%
Curriculum Mgt. & Dev. -Magnet School Tuition	1,450,600	1,544,105	4,950	(98,455)	-7%
Textbook Adoption	87,500	31,228	3,508	52,764	60%
Technology	254,569	233,325	18,752	2,492	1%
Technology - New Equipment	241,886	277,901	675	(36,690)	-15%
Total Instructional Services	3,851,711	3,278,695	270,809	302,207	8%
<u>Education Support Services</u>					
Pupil Personnel Services	242,064	187,094	57,292	(2,322)	-1%
Special Education	94,100	38,710	3,379	52,011	55%
Special Education Tuition	4,430,373	2,392,109		2,038,264	46%
Policy & Planning	147,350	115,847	2,309	29,194	20%
Employee Personnel Services	99,100	58,584	1,280	39,236	40%
Financial Management	161,200	170,211	3,720	(12,731)	-8%
Financial Services	37,000	51,863	7,226	(22,089)	-60%
Pupil Transportation & Safety	3,999,900	2,696,143	1,005,892	297,865	7%
Physical Plant Services	2,162,601	1,455,879	325,011	381,711	18%
Major Maintenance	286,000	275,474	15,474	(4,948)	-2%
L.P. Wilson Center	254,800	29,941	74,352	150,507	59%
Benefits	11,099,700	7,250,139	70,989	3,778,572	34%
Certified Salaries	29,858,198	25,814,865	0	4,043,333	14%
Non-Certified Salaries	7,343,922	6,229,979	0	1,113,943	15%
Regular Ed Tutor Salaries	430,699	332,570	64,774	33,355	8%
Special Ed Tutor Salaries	195,600	315,096	97,378	(216,874)	-111%
Substitute Salaries	497,910	809,472	243,788	(555,350)	-112%
Total Education Support Services	61,340,517	48,223,976	1,972,864	11,143,677	
Total All Sites	65,192,228	51,502,671	2,243,673	11,445,884	18%

Windsor Public Schools
Financial Report
March 2015

	2014/2015	Expenditures	Encumbrance	Balance	%
	Budget	YTD 3/31/15	Projected Expense	3/31/15 Projected Balance 6/30/15	Balance
<u>Instructional Services</u>					
Clover Street School	60,960	34,709	1,325	24,926	41%
John F. Kennedy School	93,356	40,844	2,739	49,773	53%
Oliver Ellsworth School	93,356	72,012	2,565	18,779	20%
Poquonock School	53,111	37,242	1,899	13,970	26%
Sage Park Middle School	224,644	180,769	15,028	28,847	13%
Windsor High School	468,512	312,432	26,528	129,552	28%
Windsor High School Interscholastic Sports	158,425	84,698	73,727	0	0%
Athletic Coaches	266,731	95,248	171,483	0	0%
WHS Career & Technical Education	123,607	104,255	4,816	14,536	12%
Continuing Education	63,550	29,017	100	34,433	54%
Instructional Services Management	143,405	52,291	15,437	75,677	53%
Curriculum Management & Development	69,640	35,299	170	34,171	49%
Curriculum Mgt. & Dev. -Magnet School Tuition	1,450,600	1,544,105	0	(93,505)	-6%
Textbook Adoption	87,500	27,629	7,107	52,764	60%
Technology	254,569	233,325	18,752	2,492	1%
Technology - New Equipment	241,886	277,901	675	(36,690)	-15%
Total Instructional Services	3,853,852	3,161,776	342,351	349,725	9%
<u>Education Support Services</u>					
Pupil Personnel Services	242,064	160,607	45,104	36,353	15%
Special Education	92,850	37,237	2,278	53,335	57%
Special Education Tuition	4,430,373	2,190,155	199,128	2,041,090	46%
Policy & Planning	147,350	110,911	2,969	33,470	23%
Employee Personnel Services	99,100	52,680	4,348	42,072	42%
Financial Management	161,200	148,683	4,242	8,275	5%
Financial Services	37,000	49,662	7,437	(20,099)	-54%
Pupil Transportation & Safety	3,999,900	2,483,863	563,820	952,217	24%
Physical Plant Services	2,162,601	1,316,660	443,682	402,259	19%
Major Maintenance	286,000	274,145	3,962	7,893	3%
L.P. Wilson Center	254,800	29,941	74,352	150,507	59%
Benefits	11,099,700	7,857,352	101,365	3,140,983	28%
Certified Salaries	29,861,298	21,888,439	0	7,972,859	27%
Non-Certified Salaries	7,368,376	5,306,681	0	2,061,695	28%
Regular Ed Tutor Salaries	430,699	266,286	96,267	68,146	16%
Special Ed Tutor Salaries	195,600	246,508	96,434	(147,342)	-75%
Substitute Salaries	497,910	633,238	356,555	(491,883)	-99%
Total Education Support Services	61,366,821	43,053,048	2,001,943	16,311,830	
Total All Sites	65,220,673	46,214,824	2,344,294	16,661,555	26%

Windsor Public Schools
Financial Report
February 2015

	2014/2015	Expenditures	Encumbrance	Balance	%
	Budget	YTD 2/28/15	Projected Expense	2/28/15 Projected Balance 6/30/15	Balance
Instructional Services					
Clover Street School	60,960	31,929	2,292	26,739	44%
John F. Kennedy School	93,356	36,516	4,584	52,256	56%
Oliver Ellsworth School	93,356	69,643	3,877	19,836	21%
Poquonock School	53,111	35,378	2,886	14,847	28%
Sage Park Middle School	224,644	173,354	10,506	40,784	18%
Windsor High School	468,512	297,437	36,309	134,766	29%
Windsor High School Interscholastic Sports	158,425	78,350	80,075	0	0%
Athletic Coaches	266,731	86,845	179,886	0	0%
WHS Career & Technical Education	123,607	95,778	5,518	22,311	18%
Continuing Education	63,550	28,391	104	35,055	55%
Instructional Services Management	143,405	48,360	8,285	86,760	60%
Curriculum Management & Development	69,640	34,211	1,909	33,520	48%
Curriculum Mgt. & Dev. -Magnet School Tuition	1,450,600	1,515,150	24,750	(89,300)	-6%
Textbook Adoption	87,500	12,345	18,791	56,364	64%
Technology	254,569	224,382	10,967	19,220	8%
Technology - New Equipment	241,886	277,901	675	(36,690)	-15%
Total Instructional Services	3,853,852	3,045,970	391,414	416,468	11%
Education Support Services					
Pupil Personnel Services	242,064	133,700	63,472	44,892	19%
Special Education	92,850	35,440	2,549	54,861	59%
Special Education Tuition	4,430,373	1,742,510	229,646	2,458,217	55%
Policy & Planning	147,350	105,459	4,314	37,577	26%
Employee Personnel Services	99,100	52,013	450	46,637	47%
Financial Management	161,200	144,018	5,110	12,072	7%
Financial Services	37,000	48,838	6,309	(18,147)	-49%
Pupil Transportation & Safety	3,999,900	2,145,782	2,350,773	(496,655)	-12%
Physical Plant Services	2,162,601	1,134,229	569,053	459,319	21%
Major Maintenance	286,000	240,692	21,936	23,372	8%
L.P. Wilson Center	254,800	18,315	87,790	148,695	58%
Benefits	11,099,700	5,558,511	154,916	5,386,273	49%
Certified Salaries	29,893,331	19,263,812	0	10,629,519	36%
Non-Certified Salaries	7,335,343	4,677,214	0	2,658,129	36%
Regular Ed Tutor Salaries	430,699	234,197	148,662	47,840	11%
Special Ed Tutor Salaries	195,600	214,363	180,726	(199,489)	-102%
Substitute Salaries	497,910	514,386	342,341	(358,817)	-72%
Total Education Support Services	61,365,821	36,263,479	4,168,047	20,934,295	
Total All Sites	65,219,673	39,309,449	4,559,461	21,350,763	33%

Windsor Public Schools
Financial Report
January 31, 2015

	2014/2015	Expenditures	Encumbrance	Balance	%
	Budget	YTD 1/31/15	Projected Expense	1/31/15 Projected Balance 6/30/15	Balance
<u>Instructional Services</u>					
Clover Street School	60,960	28,299	4,200	28,461	47%
John F. Kennedy School	93,356	31,390	7,922	54,044	58%
Oliver Ellsworth School	93,356	67,169	1,219	24,968	27%
Poquonock School	53,111	30,208	6,959	15,944	30%
Sage Park Middle School	224,644	149,170	24,826	50,648	23%
Windsor High School	468,512	254,057	73,672	140,783	30%
Windsor High School Interscholastic Sports	158,425	67,458	90,967	0	0%
Athletic Coaches	266,731	86,845	179,886	0	0%
WHS Career & Technical Education	124,607	88,999	11,640	23,968	19%
Continuing Education	63,550	28,391	40	35,119	55%
Instructional Services Management	143,405	39,397	11,995	92,013	64%
Curriculum Management & Development	69,640	67,232	1,038	1,370	2%
Curriculum Mgt. & Dev. -Magnet School Tuition	1,450,600	1,480,220	75,000	(104,620)	-7%
Textbook Adoption	87,500	11,195	19,848	56,457	65%
Technology	254,569	209,489	25,267	19,813	8%
Technology - New Equipment	241,886	277,901	0	(36,015)	-15%
Total Instructional Services	3,854,852	2,917,420	534,479	402,953	10%
<u>Education Support Services</u>					
Pupil Personnel Services	242,064	111,675	67,250	63,139	26%
Special Education	92,850	29,527	6,999	56,324	61%
Special Education Tuition	4,430,373	1,612,058	2,718,356	99,959	2%
Policy & Planning	147,350	95,836	7,113	44,401	30%
Employee Personnel Services	99,100	47,662	1,859	49,579	50%
Financial Management	161,200	122,550	26,578	12,072	7%
Financial Services	37,000	41,359	13,771	(18,130)	-49%
Pupil Transportation & Safety	3,999,900	1,984,290	452,435	1,563,175	39%
Physical Plant Services	2,162,601	941,966	696,656	523,979	24%
Major Maintenance	286,000	231,068	6,209	48,723	17%
L.P. Wilson Center	254,800	102,452	105,766	46,582	18%
Benefits	11,099,700	5,482,183	166,452	5,451,065	49%
Certified Salaries	29,893,331	16,684,985	0	13,208,346	44%
Non-Certified Salaries	7,335,343	4,059,660	0	3,275,683	45%
Regular Ed Tutor Salaries	430,699	200,340	170,000	60,359	14%
Special Ed Tutor Salaries	195,600	176,537	132,266	(113,203)	-58%
Substitute Salaries	497,910	442,734	498,802	(443,626)	-89%
Total Education Support Services	61,365,821	32,366,882	5,070,512	23,928,427	
Total All Sites	65,220,673	35,284,302	5,604,991	24,331,380	37%

Windsor Public Schools
Financial Report
December 2014

	2014/2015	Expenditures	Encumbrance	Balance	%
	Budget	YTD 12/31/14	Projected Expense	12/31/14 Projected Balance 6/30/15	Balance
<u>Instructional Services</u>					
Clover Street School	60,960	26,133	2,983	31,844	52%
John F. Kennedy School	93,356	59,072	7,079	27,205	29%
Oliver Ellsworth School	93,356	51,657	14,125	27,574	30%
Poquonock School	53,111	23,138	9,418	20,555	39%
Sage Park Middle School	224,644	131,258	18,918	74,468	33%
Windsor High School	468,512	216,405	61,444	190,663	41%
Windsor High School Interscholastic Sports	158,425	49,171	109,254	0	0%
Athletic Coaches	266,731	86,845	179,886	0	0%
WHS Career & Technical Education	124,607	84,229	8,201	32,177	26%
Continuing Education	63,550	21,158	1,253	41,139	65%
Instructional Services Management	143,405	32,975	7,753	102,677	72%
Curriculum Management & Development	69,640	30,422	2,402	36,816	53%
Curriculum Mgt. & Dev. -Magnet School Tuition	1,450,600	1,343,285	217,315	(110,000)	-8%
Textbook Adoption	87,500	5,878	8,910	72,712	83%
Technology	254,569	175,895	35,725	42,949	17%
Technology - New Equipment	241,886	268,743	10,189	(37,046)	-15%
Total Instructional Services	3,854,852	2,606,264	694,855	553,733	14%
<u>Education Support Services</u>					
Pupil Personnel Services	242,064	90,412	61,120	90,532	37%
Special Education	92,850	25,792	4,628	62,430	67%
Special Education Tuition	4,430,373	869,942	3,660,993	(100,562)	-2%
Policy & Planning	147,350	83,601	5,049	58,700	40%
Employee Personnel Services	99,100	37,827	3,970	57,303	58%
Financial Management	161,200	109,758	18,347	33,095	21%
Financial Services	37,000	39,769	6,624	(9,393)	-25%
Pupil Transportation & Safety	3,999,900	706,757	526,350	2,766,793	69%
Physical Plant Services	2,162,601	764,896	808,144	589,561	27%
Major Maintenance	286,000	223,047	6,401	56,552	20%
L.P. Wilson Center	254,800	79,859	116,961	57,980	23%
Benefits	11,099,700	4,593,817	185,901	6,319,982	57%
Certified Salaries	29,893,331	14,014,113	0	15,879,218	53%
Non-Certified Salaries	7,335,343	3,473,921	0	3,861,422	53%
Regular Ed Tutor Salaries	430,699	173,030	307,669	(50,000)	-12%
Special Ed Tutor Salaries	195,600	150,271	200,000	(154,671)	-79%
Substitute Salaries	497,910	341,938	449,366	(293,394)	-59%
Total Education Support Services	61,365,821	25,778,750	6,361,523	29,225,548	
Total All Sites	65,220,673	28,385,014	7,056,378	29,779,281	46%

Windsor Public Schools
Financial Report
November 2014

	2014/2015 Budget	Expenditures YTD 11/30/14	Encumbrance Projected Expense	Balance 11/30/14 Projected Balance 6/30/15	% Balance
<u>Instructional Services</u>					
Clover Street School	60,960	22,362	5,907	32,691	54%
John F. Kennedy School	91,215	22,666	8,123	60,426	66%
Oliver Ellsworth School	93,356	51,657	14,125	27,574	30%
Poquonock School	53,111	21,532	5,410	26,169	49%
Sage Park Middle School	224,644	111,099	27,986	85,559	38%
Windsor High School	468,512	191,079	65,291	212,142	45%
Windsor High School Interscholastic Sports	158,425	43,829	4,407	110,189	70%
Athletic Coaches	266,731	86,845	179,886	0	0%
WHS Career & Technical Education	124,607	82,467	13,703	28,437	23%
Continuing Education	63,550	10,490	11,299	41,761	66%
Instructional Services Management	143,405	30,225	7,741	105,439	74%
Curriculum Management & Development	69,640	29,339	2,045	38,256	55%
Curriculum Mgt. & Dev. -Magnet School Tuition	1,450,600	0	1,645,352	(194,752)	-13%
Textbook Adoption	87,500	5,878	1,485	80,137	92%
Technology	254,569	164,295	34,502	55,772	22%
Technology - New Equipment	241,886	268,744	3,227	(30,085)	-12%
Total Instructional Services	3,852,711	1,142,507	2,030,489	679,715	18%
<u>Education Support Services</u>					
Pupil Personnel Services	242,064	64,156	68,231	109,677	45%
Special Education	92,850	19,952	6,923	65,975	71%
Special Education Tuition	4,430,373	705,075	59,098	3,666,200	83%
Policy & Planning	147,350	71,591	5,201	70,558	48%
Employee Personnel Services	99,100	32,472	1,735	64,893	65%
Financial Management	161,200	107,636	20,387	33,177	21%
Financial Services	37,000	35,349	10,161	(8,510)	-23%
Pupil Transportation & Safety	3,999,900	489,310	610,290	2,900,300	73%
Physical Plant Services	2,141,634	625,411	912,829	603,394	28%
Major Maintenance	286,000	219,710	259	66,031	23%
L.P. Wilson Center	254,800	58,980	137,239	58,581	23%
Benefits	11,099,700	2,945,991	215,697	7,938,012	72%
Certified Salaries	29,876,996	11,362,992	0	18,514,004	62%
Non-Certified Salaries	7,384,786	2,876,445	0	4,508,341	61%
Tutor Salaries	616,299	248,393	417,906	(50,000)	-8%
Substitute Salaries	497,910	230,553	637,000	(369,643)	-74%
Total Education Support Services	61,367,962	20,094,016	3,102,956	38,170,990	
Total All Sites	65,220,673	21,236,523	5,133,445	38,850,705	60%

Windsor Public Schools
Financial Report
October 2014

	2014/2015 Budget	Expenditures YTD 10/31/14	Encumbrance Projected Expense	Balance 10/31/14 Projected Balance 6/30/15	% Balance
<u>Instructional Services</u>					
Clover Street School	60,960	15,958	8,409	36,593	60%
John F. Kennedy School	91,215	18,899	10,046	62,270	68%
Oliver Ellsworth School	91,806	45,154	6,989	39,663	43%
Poquonock School	53,111	15,302	10,073	27,736	52%
Sage Park Middle School	224,644	75,435	45,970	103,239	46%
Windsor High School	468,512	167,432	67,203	233,877	50%
Windsor High School Interscholastic Sports	158,425	37,502	6,326	114,597	72%
Athletic Coaches	266,731	35,801	230,930	0	0%
WHS Career & Technical Education	124,607	77,118	13,194	34,295	28%
Continuing Education	63,550	9,565	2,940	51,045	80%
Instructional Services Management	143,405	17,843	13,886	111,676	78%
Curriculum Management & Development	69,640	9,311	2,681	57,648	83%
Curriculum Mgt. & Dev. -Magnet School Tuition	1,450,600	0	1,645,352	(194,752)	-13%
Textbook Adoption	87,500	1,823	4,289	81,388	93%
Technology	254,569	102,048	82,452	70,069	28%
Technology - New Equipment	241,886	159,431	112,475	(30,020)	-12%
Total Instructional Services	3,851,161	788,622	2,263,215	799,324	21%
<u>Education Support Services</u>					
Pupil Personnel Services	242,064	52,349	31,668	158,047	65%
Special Education	92,850	16,682	5,947	70,221	76%
Special Education Tuition	4,430,373	385,003	247,238	3,798,132	86%
Policy & Planning	147,350	62,817	3,919	80,614	55%
Employee Personnel Services	99,100	28,483	3,715	66,902	68%
Financial Management	161,200	99,346	16,723	45,131	28%
Financial Services	37,000	30,982	13,672	(7,654)	-21%
Pupil Transportation & Safety	3,999,900	324,450	718,666	2,956,784	74%
Physical Plant Services	2,141,634	478,988	1,017,828	644,818	30%
Major Maintenance	286,000	206,544	10,666	68,790	24%
L.P. Wilson Center	254,800	42,935	151,144	60,721	24%
Benefits	11,099,700	2,787,785	244,060	8,067,855	73%
Certified Salaries	30,017,297	8,770,377	0	21,246,920	71%
Non-Certified Salaries	7,378,034	2,164,311	0	5,213,723	71%
Tutor Salaries	484,300	158,188	526,112	(200,000)	-41%
Substitute Salaries	497,910	140,448	652,193	(294,731)	-59%
Total Education Support Services	61,369,512	15,749,688	3,643,551	41,976,273	
Total All Sites	65,220,673	16,538,310	5,906,766	42,775,597	66%

**Windsor Public Schools
Financial Report
September 30, 2014**

	2014/2015 Budget	Expenditures YTD 09/30/14	Encumbrance Projected Expense	Balance 9/30/14 Projected Balance 6/30/15	% Balance
Instructional Services					
Clover Street School	60,960	13,348	5,485	42,127	69%
John F. Kennedy School	91,215	15,802	5,838	69,575	76%
Oliver Ellsworth School	91,806	34,232	14,091	43,483	47%
Poquonock School	53,111	12,912	10,652	29,547	56%
Sage Park Middle School	224,644	67,623	36,413	120,608	54%
Windsor High School	468,512	134,690	90,900	242,921	52%
Windsor High School Interscholastic Sports	158,425	31,206	5,762	121,457	77%
Athletic Coaches	266,731	0	266,731	0	0%
WHS Career & Technical Education	124,607	75,210	14,940	34,457	28%
Continuing Education	63,550	9,565	1,748	52,237	82%
Instructional Services Management	143,405	16,586	7,482	119,337	83%
Curriculum Management & Development	69,640	7,135	3,130	59,375	85%
Curriculum Mgt. & Dev. -Magnet School Tuition	1,450,600	0	1,645,352	(194,752)	-13%
Textbook Adoption	87,500	0	6,113	81,387	93%
Technology	254,569	94,647	66,460	93,462	37%
Technology - New Equipment	241,886	159,064	349,845	(267,023)	-110%
Total Instructional Services	3,851,161	672,019	2,530,943	648,199	17%
Education Support Services					
Pupil Personnel Services	242,064	46,097	29,980	165,988	69%
Special Education	92,850	12,357	7,648	72,846	78%
Special Education Tuition	4,430,373	327,602	58,787	4,043,985	91%
Policy & Planning	147,350	62,358	1,802	83,190	56%
Employee Personnel Services	99,100	27,134	2,289	69,676	70%
Financial Management	161,200	72,183	43,559	45,458	28%
Financial Services	37,000	27,482	13,823	(4,305)	-12%
Pupil Transportation & Safety	3,999,900	152,527	752,143	3,095,230	77%
Physical Plant Services	2,141,634	442,250	1,051,458	647,927	30%
Major Maintenance	286,000	205,707	5,648	74,645	26%
L.P. Wilson Center	254,800	42,935	151,144	60,721	24%
Benefits	11,099,700	2,709,212	253,411	8,137,077	73%
Certified Salaries	29,841,942	6,023,741	0	23,818,201	80%
Non-Certified Salaries	7,573,389	1,618,872	0	5,954,517	79%
Tutor Salaries	484,300	73,353	410,947	(0)	0%
Substitute Salaries	477,910	26,697	700,000	(248,787)	-52%
Total Education Support Services	61,369,512	11,870,506	3,482,639	46,016,367	
Total All Sites	65,220,673	12,542,526	6,013,581	46,664,566	72%

**WINDSOR BOARD OF EDUCATION
AGENDA ITEM**

For Consideration by the Board of Education at the Meeting of: June 17, 2015

Prepared By: Danielle Batchelder

Presented By: Danielle Batchelder

Attachments: None

Subject: Budget Transfers

Background:

Board Policy 3160 requires budget transfers to be approved by the Board of Education. Financial reports are provided monthly to the BOE. As we move to close out FY 2015 there is a need for budget transfers. While the June 30th final report of school expenditures will not be submitted until the September Board meeting (Policy 3150), the key area of budget transfers for this fiscal year are indicated below.

Status:

The projections of expenditures for the close of Fiscal Year 2015 indicate that budget transfers are necessary; the largest amounts are for Special Education Out-of-District Tuition, Magnet School Tuition, Pupil Transportation, Substitutes and Tutor Salaries. Other budget transfers will be needed to cover supplies and purchased services.


The line items that will cover the above needs are Benefits, fuel and miscellaneous supply and material accounts from all department budgets.

It should be noted that these transfers are **within** the total approved appropriation from the Town of Windsor for the Fiscal Year. Total expenditures for the fiscal year will **not** exceed the budget appropriation of \$65,220,673.

Recommendation:

The BOE approve the projected line item transfers. In accordance with BOE Policy 3150, a final financial report including line item transfers will be presented at the regular Board of Education meeting in September 2015.

Reviewed by: _____



Recommended by the Superintendent: _____



Agenda Item # _____

7b.

**WINDSOR BOARD OF EDUCATION
AGENDA ITEM**

For Consideration by the Board of Education at the Meeting of: June 17, 2015

Prepared By: Jeanne Woodstock

Presented By: Danielle Batchelder

Attachments: Student Enrollment Summary Reports

Subject: Student Enrollment as of June 1, 2015

Background:

Attached are the official enrollment figures as of June 1, 2015. Mrs. Batchelder will answer any questions.

Status:

Recommendation:

Informational

Reviewed by:

NEWB

Recommended by the Superintendent:

[Signature]

Agenda Item #

7c.

**Windsor Public Schools
 Student Enrollment Report Recap
 June 1, 2015**

<u>Enrollment in Windsor Public Schools</u>	
Grades PreK-5	1,371
Grades 6-8	687
Grades 9-12	1,134
Total District Enrollment	3,192

<u>Windsor Students not in district schools</u>	
Outside Placement/Private Placement(SPED)	55
Montessori Hartford CREC	15
Metropolitan Learning Center CREC	155
CREC Misc MAGNET SCHOOLS	210
Hartford Host Magnets	198
Misc Magnet Schools	23
Prince Tech	12
Cheney Tech	17
	685
Total Windsor	3,877

**Windsor Public Schools
Student Enrollment Report
June 1, 2015**

Grade	Poquonock	Clover St	O Ellsworth	JF Kennedy	Totals
Pre K			70		70
K	85		118		203
1	75		131		206
2	92		134		226
3		84		130	214
4		86		138	224
5		80		148	228
Subtotal K-5					1301
Total	0	250	453	416	1,371

Grade	Sage Park MS
6	212
7	241
8	234
Total	687

Grade	Windsor High
9	302
10	267
11	268
12	297
Total	1,134

Total District Enrollment 3,192

WINDSOR HIGH SCHOOL
 Enrollment for
 School Year 2014-2015

	Projected	5-Sep	1-Oct	1-Nov	1-Dec	5-Jan	1-Feb	1-Mar	1-Apr	1-May	1-Jun
Grade 9	277	313	309	311	311	312	316	303	302	303	302
Grade 10	267	258	260	258	256	256	257	263	266	265	267
Grade 11	251	267	265	265	266	265	268	271	271	271	268
Grade 12	289	288	287	290	287	287	290	295	294	294	297
Windsor High Total	1084	1126	1121	1124	1120	1120	1131	1132	1133	1133	1134

SAGE PARK MIDDLE SCHOOL

ENROLLMENT REPORT
SCHOOL YEAR 2014-15

	Projected	5-Sep	1-Oct	1-Nov	1-Dec	5-Jan	1-Feb	1-Mar	1-Apr	1-May	1-Jun	# of Teachers	Average C. Size
Grade 6													
Team 1		69	72	72	72	72	72	72	73	73	73	5	14.6
Team 2		70	68	68	68	68	69	69	70	70	70	5	14
Team 3		64	62	64	65	66	64	66	67	68	68	4	17
Total	201	203	202	204	205	206	205	207	210	211	211		
Grade 7													
Team 4		77	77	77	77	77	77	77	77	78	77	5	15.4
Team 5		79	78	80	79	79	79	79	80	80	80	4	20
Team 6		79	80	80	80	81	81	80	79	79	80	5	16
Total	237	235	235	237	236	237	237	236	236	237	237		
Grade 8													
Team 7		75	76	76	75	75	77	75	75	77	76	4	19
Team 8		74	75	75	75	75	76	80	81	81	81	5	16.2
Team 9		77	74	75	76	77	76	76	76	76	77	5	15.4
Total	241	226	225	226	226	227	229	231	232	234	234		
SPARK		9	9	9	9	9	9	5	7	6	5		
Sage Park	679	673	671	676	676	679	680	679	685	688	687		

POQUONOCK SCHOOL

ENROLLMENT REPORT
2014-2015

Room #	Teacher	Grade	Projected	5-Sep	1-Oct	1-Nov	1-Dec	5-Jan	1-Feb	1-Mar	1-Apr	1-May	1-Jun
		Kindergarten											
1	C McCann			17	17	17	18	18	18	18	18	17	17
2	W Dever			17	17	17	16	15	15	15	16	16	16
3	M Scott			17	17	17	18	18	17	16	16	18	18
22	L Roche			17	17	16	16	15	15	15	16	15	15
24	L Corrao			19	19	19	19	19	19	19	19	19	19
		Total	69	87	87	86	87	85	84	83	85	85	85
		Grade 1											
15	E Velez			18	18	18	19	19	19	19	19	19	19
16	L Bishop			19	19	19	20	19	19	19	19	19	19
17	K Stoll			18	18	18	18	19	19	19	18	19	19
18	M Macaluso			17	18	18	19	18	18	18	18	18	18
		Total	79	72	73	73	76	75	75	75	74	75	75
		Grade 2											
8	R Brown			18	18	18	18	18	18	18	18	18	18
9	S Trummel			19	19	19	20	20	20	20	20	20	20
11	J Delsky			18	18	18	18	18	18	18	18	18	18
12	K Richards			19	18	18	18	18	18	18	18	18	18
13	L Huntington			18	18	18	18	17	17	17	18	18	18
		Total	94	92	91	91	92	91	91	91	92	92	92
		Poquonock Totals	242	251	251	250	255	251	250	249	251	252	252

CLOVER STREET SCHOOL
ENROLLMENT REPORT
2014-2015

Room#	Teacher	Projected	5-Sep	1-Oct	1-Nov	1-Dec	5-Jan	1-Feb	1-Mar	1-Apr	1-May	1-Jun
	Grade 3											
8	A Sanchez		17	15	15	15	15	15	16	16	16	17
9	S Michalic		18	18	18	18	18	18	18	18	18	18
11	J Darrell		16	18	17	17	17	17	17	17	17	17
12	J Murray		15	15	15	15	15	16	16	16	16	16
14	S Podgurski		17	16	16	16	16	16	17	17	17	16
	Total	88	83	82	81	81	81	82	83	84	84	84
	Grade 4											
13	L Arseneault		16	17	18	17	17	17	17	17	17	17
15	K Sutton		18	18	17	18	18	17	17	18	18	18
16	L Schoenwolff		18	18	17	17	17	18	18	18	18	18
17	C Nowusch		17	18	17	17	17	17	17	17	17	17
18	D Williams		16	17	17	17	17	17	17	16	16	16
	Total	78	85	88	86	86	86	86	86	86	86	86
	Grade 5											
20	P Reale		16	16	15	15	15	15	15	15	15	14
22	K LePage		17	16	16	17	17	17	17	17	17	17
24	S Lewis		14	17	16	16	16	16	15	15	15	15
26	C Lindsley		16	16	16	16	16	16	16	16	16	16
27	E Chartier		17	17	18	18	18	18	18	18	18	18
	Total	80	80	82	81	82	82	82	81	81	81	80
	Clover	246	248	252	248	249	249	250	250	251	251	250

OLIVER ELLSWORTH SCHOOL

ENROLLMENT REPORT
2014-2015

Room#	Teacher	Grade	Projected	5-Sep	1-Oct	1-Nov	1-Dec	5-Jan	1-Feb	1-Mar	1-Apr	1-May	1-Jun
19	G Drake	Kindergarten		16	16	17	17	17	17	17	16	16	16
20	L Butterick			18	17	17	17	17	17	17	17	17	17
21	J Addie			16	16	16	17	17	17	17	16	15	15
22	A Zawistowski			16	16	16	17	17	17	17	18	18	17
24	A Bartholomew			19	19	19	19	19	19	18	18	18	18
25	J Poole			17	16	16	17	17	17	17	17	17	17
26	S Marcello			17	16	16	16	17	17	17	18	18	18
		Total	128	119	116	117	120	121	121	120	120	119	118
11	S Rucker	Grade 1		19	18	18	17	16	16	16	17	16	16
12	K Freeman			20	19	19	19	19	19	20	20	20	20
13	B Mayo			19	19	19	19	19	19	20	20	20	20
14	K Furie			19	18	17	17	17	18	18	17	19	19
15	T Strickland			21	19	17	17	17	17	18	18	19	17
16	L Rumrill			20	21	20	20	20	20	20	20	20	19
17	K Strepmpfer			19	19	19	19	19	19	19	20	20	20
		Total	143	137	133	129	128	127	128	131	132	134	131
		Grade 2											
1	J Olander			20	19	19	19	19	19	20	20	20	20
2	J Goicochea			19	19	19	19	19	19	19	19	19	19
3	K Sandsmark			19	19	21	20	20	20	20	20	20	20
5	L Volz			20	20	20	20	20	20	20	18	18	18
6	S Martinson			18	19	19	19	19	19	20	20	20	20
7	L Neil			19	19	19	20	20	19	19	20	20	20
8	D Jaworski			20	19	18	18	18	18	18	18	18	17
		Total	145	135	134	135	135	135	134	136	135	135	134
5 & 10	Pre K Sped												
	& Peer			45	49	53	55	55	58	59	62	69	70
		Total	46	45	49	53	55	55	58	59	62	69	70
		Total	462	436	432	434	438	438	441	446	449	457	453

JF KENNEDY SCHOOL

ENROLLMENT REPORT
SCHOOL YEAR 2014-15

Room#	Teacher	Grade	Projected	5-Sep	1-Oct	1-Nov	1-Dec	5-Jan	1-Feb	1-Mar	1-Apr	1-May	1-Jun
		Grade 3											
1	K Mazur			18	18	18	18	18	18	18	18	18	18
2	J Herner			18	17	17	17	17	18	18	18	18	18
3	A Moyal			17	19	20	20	20	20	20	18	19	18
4	D Ghanesh-May			19	19	19	19	20	20	20	20	20	20
5	L Macaluso			19	19	19	19	18	18	18	18	18	19
6	M Johnston			19	19	19	19	19	19	19	19	19	19
8	V Vaicunas			20	19	19	19	18	18	18	18	18	18
		Total	139	130	130	131	131	130	131	131	129	130	130
		Grade 4											
7	S Silliman			19	19	19	20	20	20	20	20	20	20
9	R Tomkowitz			21	21	20	17	18	19	19	19	19	19
10	S Smith			19	20	21	20	20	20	20	20	20	20
12	B Emerson			18	18	19	19	19	19	20	20	20	21
14	S Brown			20	20	20	21	21	20	20	20	19	19
15	N Donzella			21	20	19	20	20	20	20	20	20	19
18	A Caselli			20	20	20	20	20	20	19	20	20	20
		Total	135	138	138	138	137	138	138	138	139	138	138
		Grade 5											
19	S Fye			22	22	22	22	22	22	21	22	22	22
20	S Paley			21	22	21	22	23	22	22	22	22	22
24	J Nolte			21	21	21	21	21	21	20	20	20	20
25	D Mosher			20	20	21	21	20	20	19	19	19	19
26	K Bowman			23	22	22	22	22	22	23	23	23	23
27	R Grimes			22	22	22	22	21	21	22	22	22	22
28	O Walker			21	21	22	22	22	21	20	20	20	20
		Total	149	150	151	151	152	151	149	147	148	148	148
	Kennedy	Total	423	418	418	420	420	419	418	416	416	416	416

**WINDSOR BOARD OF EDUCATION
AGENDA ITEM**

For Consideration by the Board of Education at the Meeting of: June 17, 2015

Prepared By: Dana Plant

Presented By: Danielle Batchelder

Attachments: Food Service Financial Report

Subject: Cafeteria Operations - May 2015

Background: The Windsor School Food Service participates in the National School Lunch Program at each of our school facilities and at St. Gabriel's, CREC's Metropolitan Learning Center and Museum Academy. We also participate in the National School Breakfast Program at our four elementary schools, Sage Park Middle School, Windsor High School and the two CREC schools. We operate the After School Snack Program for our Treehouse Program in Windsor as well as Museum Academy after care program. We operated our third year of the Summer feeding program serving breakfast to our summer school students at John F. Kennedy School and CREC Metropolitan Learning Center serving breakfast and snack. We operated a Summer Food Service Program of lunch and snack at Deerfield Apartment Complex and Goslee Pool during summer break. We are complying with the Healthy Food Certification again this year to send a consistent message to our students in keeping with our wellness policies.


Our annual goal is to operate with a small reserve account to offset unanticipated needs and to increase participation from students and staff in all our programs.

A monthly financial report is presented to the Board of Education. This report includes sales and financial information for the current period.

Status: Financial Report for May 2015

Recommendation: Informational only.

Reviewed by: _____



Recommended by the Superintendent: _____



Agenda Item # _____

7d.

Windsor School Food Service
Financial Statement
May 2015

REVENUE	May 2014	7/1/13 - YTD	May 2015	7/1/14-YTD
SALES	\$119,190.39	\$1,045,558.89	\$107,280.06	\$990,727.29
REIMBURSEMENTS - STATE	14,688.00	95,223.00		81,872.00
ACCOUNTS RECEIVABLE	105,852.22	829,052.76	106,724.44	897,762.59
CLOC	8,426.00	120,375.00		139,494.00
INTEREST/Ret Check Fees	25.00	432.23		193.90
MISC. (Rebates)	157.50	4,546.02		6,767.15
6 Cents Certification	3,267.54	26,395.92	2,959.92	25,242.66
REVENUE TOTALS	\$251,606.65	\$2,121,583.82	\$216,964.42	\$2,142,059.59
EXPENSES				
	<small>3 paydates in May 2014</small>		<small>3 paydates in May 2015</small>	
WAGES	\$107,888.80	\$730,512.61	\$100,821.45	\$719,944.40
PAYROLL TAXES	7,959.59	53,845.83	7,396.52	53,020.56
BENEFITS	6,387.01	80,903.09	6,621.30	75,980.62
FOOD/MILK	135,908.58	1,223,396.70	124,640.78	1,136,659.64
PAPER	5,013.26	47,014.97	4,163.67	47,225.02
TRUCK	973.68	10,612.05	926.15	12,407.07
SUPPLIES		3,739.29		1,777.02
EQUIPMENT		14,367.26	13,031.58	32,914.20
SERVICES	312.65	5,455.53	162.02	3,863.54
EXPENSE TOTALS	\$264,443.57	\$2,169,847.33	\$257,763.47	\$2,083,792.07
NET INCOME	(\$12,836.92)	(\$48,263.51)	(\$40,799.05)	\$58,267.52
INVENTORY		\$25,000.00		\$20,000.00
OPENING BALANCE 7/1		\$12,742.89		\$12,730.37
COMPUTED OPERATING POSITION		(\$10,520.62)		\$90,997.89

**Windsor School Food Service
Program Participation May 2015**

WHS	May 2014	May 2015
DAYS	21	20
SALES	\$29,702.55	\$29,018.76
AVERAGE	\$1,414.41	\$1,450.94

Reimbursable Meals	Average LUNCH per day	20 Days
ELEMENTARY	1002	884
MLC	445	425
MPTP 2013//Museum Academy 201.	180	245
SPMS	461	395
WHS	526	538

Reimbursable Meals	Average BREAKFAST per day	20 Days
ELEMENTARY	379	381
MLC	151	166
MPTP 2013/Museum Academy 2014	80	155
SPMS	84	76
WHS	162	136

Reimbursable Meals	Average SNACK per day
Treehouse Program	80
Museum Academy	61

**WINDSOR BOARD OF EDUCATION
AGENDA ITEM**

For Consideration by the Board of Education at the Meeting of: June 17, 2015

Prepared By: Danielle Batchelder

Presented By: Danielle Batchelder

Attachments: Town of Windsor Town Council Agenda Item Summary,
Exhibit 1 – Seventh Amendment to the Town of Windsor, Connecticut Retirement Plan

Subject: Town of Windsor Retirement Plan

Background:

The Town of Windsor Retirement Plan covers town Employees and BOE employees who are not eligible for membership in the State Teachers' Retirement Board (TRB) plan.

As defined in the pension plan, the Employer means the Town of Windsor and the Board of Education. Amendments to the Town of Windsor, Connecticut Retirement Plan require approval of the Town Council and the Board of Education. The Attached agenda item summary includes the proposed amendments to the pension plan.

Status:

The Town Council will meet on June 15, 2015 to review and approve these amendments.

Recommendation: That the Board of Education approves the following motions:

“Resolved, that effective as of and retroactive to January 1, 2015, the required payroll deduction for eligible Public Safety Dispatchers Bargaining Unit employees shall increase from 4.0% to 4.25%.”


“Resolved that effective as of July 1, 2015, the required payroll deduction for eligible Public Safety Dispatchers Bargaining Unit Employees shall increase from 4.25% to 4.50%.”

“Resolved that effective July 1, 2015, the required payroll deduction for eligible unaffiliated Town of Windsor Employees shall increase from 4.25% to 4.50%.”

And

“RESOLVED, that Exhibit 1, entitled Seventh Amendment to the Town of Windsor, Connecticut Retirement Plan, is hereby adopted and approved and BE IT FURTHER RESOLVED that the Superintendent of Schools and President of the Windsor Board of Education are hereby authorized and directed to take any actions, and to execute such documents and instruments, as may be necessary or appropriate to carry out the intent of the foregoing resolutions.”

Reviewed by: NOB

Recommended by the Superintendent 

Agenda Item # 7f. J

Agenda Item Summary

Date: June 15, 2015

To: Honorable Mayor and Members of the Town Council

Prepared By: Jim Bourke, Assistant Finance Director

Reviewed By: Peter Souza, Town Manager

Subject: Amendment to the Town of Windsor Retirement Plan

Background

Efforts continue to be taken to mitigate costs associated with the town's defined benefit pension plan. Over the last several years, general government and Board of Education bargaining unit employee groups as well as unaffiliated employee groups have increased their contributions to the defined benefit plan. Additionally, all new eligible hires of both the Town and the Board of Education are participating in defined contribution plans. The defined benefit pension plan is closed to new hires of both the Town (except police) and the Board of Education.

Discussion/Analysis

Effective January 1, 2015, the Public Safety Dispatchers bargaining unit members increased their defined benefit contribution from 4.0% to 4.25% per the approved collective bargaining unit agreement. Effective July 1, 2015, the members of this bargaining unit as well as unaffiliated General Government employees will increase their defined benefit contribution from 4.25% to 4.5%. The Town Council and Board of Education are requested to adopt a resolution to amend the defined benefit pension plan as both bodies are defined as the "Employer" in the plan document.

Financial Impact

It is estimated that the increases as described above will result in approximately \$16,000 of savings to the town. These savings have been incorporated into the proposed FY 2016 operating budget.

Other Board Action

As stated in the pension plan legal document, the "Employer" is defined as the Town of Windsor and the Board of Education. Therefore, both the Town Council and the Board of Education need to adopt the appropriate resolution to implement the plan amendment. The Board of Education will consider the resolution at their meeting on June 17, 2015.

Recommendations

If the Town Council is in agreement, the following motion is recommended for approval:

"RESOLVED that Exhibit I, entitled, 'Seventh Amendment to the Town of Windsor, Connecticut Retirement Plan', is hereby adopted and approved and BE IT FURTHER RESOLVED that the Mayor and Town Manager are hereby authorized and directed to take any actions, and to execute such documents and instruments, as may be necessary or appropriate to carry out the intent of the foregoing resolution."

Attachments

Exhibit I, Amendment to Retirement Plan

EXHIBIT I
SEVENTH AMENDMENT TO THE
TOWN OF WINDSOR, CONNECTICUT
RETIREMENT PLAN

Effective June 15, 2015, Article III of the Town of Windsor, Connecticut Retirement Plan (the “Plan”) is hereby amended as follows:

“Effective as of and retroactive to January 1, 2015, the required payroll deduction for eligible Public Safety Dispatchers Bargaining Unit Employees shall increase from 4.0% to 4.25%”

“Effective as of July 1, 2015, the required payroll deduction for eligible Public Safety Dispatchers Bargaining Unit Employees shall increase from 4.25% to 4.50%”

“Effective July 1, 2015 the required payroll deduction for eligible unaffiliated Town of Windsor Employees shall increase from 4.25% to 4.50%”

Executed by the Town of Windsor, Connecticut, this 15th day of June, 2015, at Windsor, Connecticut.

TOWN OF WINDSOR, CONNECTICUT

By: _____
Town Manager

By: _____
Mayor

Executed by the Board of Education of the Town of Windsor, Connecticut, this _____ day of _____, 2015, at Windsor, Connecticut.

BOARD OF EDUCATION OF THE TOWN
OF WINDSOR, CONNECTICUT

By: _____
Superintendent of Schools

By: _____
President, Board of Education

Windsor Board of Education
Special Meeting
Unapproved Minutes
Tuesday, May 19, 2015 5:00 PM
Town Hall, Ludlow Room

The following are the unapproved minutes of the May 19, 2015 Special Meeting. Any additions or corrections will be made at a future meeting.

Attendance Taken at 5:03 PM:

Present Board Members:

Mr. Ronald Eleveld
Ms. Michaela Fissel
Ms. Darleen Klase
Mr. Leonard Lockhart
Mr. Richard O'Reilly
Mr. Paul Panos
Ms. Melissa Rizzo Holmes
Ms. Cristina Santos
Mr. Kenneth Williams

1. Call to Order, Pledge to the Flag and Moment of Silence

Discussion:

The meeting was called to order by Ms. Santos at 5:03 p.m. Also in attendance: Superintendent of Schools Craig Cooke and Attorney Thomas B. Mooney.

2. Audience to Visitors

Discussion:

Michaela Fissel, 25 Phelps Street, stated she was speaking as a community member and addressed the subject social media posting.

Rosi Miskavitch, 23 Coach Circle, addressed the subject of the social media posting and encouraged the Board to end it.

Leonard Lockhart, 57 Columbia Road, addressed the subject of the social media posting.

3. Discussion of privileged attorney/client communication (possible Executive Session)

Motion Passed: Motion to waive attorney-client privilege passed with a motion by Mr. Leonard Lockhart and a second by Mr. Paul Panos.

Mr. Ronald Eleveld Yes
Ms. Michaela Fissel Yes
Ms. Darleen Klase Yes
Mr. Leonard Lockhart Yes
Mr. Richard O'Reilly Yes
Mr. Paul Panos Yes
Ms. Melissa Rizzo Holmes Yes
Ms. Cristina Santos Yes
Mr. Kenneth Williams Yes

Discussion:

Attorney Mooney reviewed his written legal opinion requested by Mr. Lockhart, Ms. Klase and Ms. Santos, responding to a number of questions. Questions from Board Members and discussion ensued. Board members posted questions to Attorney Mooney regarding a Board member requesting information from a district employee rather than through the Superintendent; discussion ensued. Ms. Klase recommended the Board include "civility" as part of their upcoming self-evaluation.

4. Announcements

Discussion:

None.

5. Adjournment

Motion Passed: The meeting adjourned at 6:34 p.m. passed with a motion by Mr. Leonard Lockhart and a second by Mr. Kenneth Williams.

Mr. Ronald Eleveld	Yes
Ms. Michaela Fissel	Yes
Ms. Darleen Klase	Yes
Mr. Leonard Lockhart	Yes
Mr. Richard O'Reilly	Yes
Mr. Paul Panos	Yes
Ms. Melissa Rizzo Holmes	Yes
Ms. Cristina Santos	Yes
Mr. Kenneth Williams	Yes

Melissa Rizzo Holmes, Secretary
Windsor Board of Education

Windsor Board of Education
Regular Meeting
Unapproved Minutes
Tuesday, May 19, 2015 7:00 PM
Town Hall, Council Chambers

The following are the unapproved minutes of the May 19, 2015 Regular Meeting. Any additions or corrections will be made at a future meeting.

Attendance Taken at 7:00 PM:

Present Board Members:

Mr. Ronald Eleveld
Ms. Michaela Fissel
Ms. Darleen Klase
Mr. Leonard Lockhart
Mr. Richard O'Reilly
Mr. Paul Panos
Ms. Melissa Rizzo Holmes
Ms. Cristina Santos
Mr. Kenneth Williams

1. Call to Order, Pledge to the Flag and Moment of Silence

Discussion:

The meeting was called to order by Ms. Santos at 7:00 p.m. with the Pledge of Allegiance and a Moment of Silence.

Also in attendance: Superintendent of Schools Dr. Craig A. Cooke, Director of Pupil & Special Education Services Steven Carvalho, Assistant Superintendent for Human Resources Terrell Hill, Director of Business Services Danielle Batchelder and Student Representative Victoria Huertas.

2. Recognitions/Acknowledgements

2.a. CAFE Student Leadership Awards: WHS--Victoria Huertas, Brandon Monroe; SPMS--Gwyneth Bartolome, Jose Nieves

Discussion:

The Board recognized the CAFE Student Leadership Award recipients from Windsor High School and Sage Park Middle School. Windsor High School Principal Russell Sills introduced Brandon Monroe and Victoria Huertas, and Sage Park Middle School Principal Paul Cavaliere introduced Gwyneth Bartolome and Jose Nieves.

2.b. Victoria Huertas, BOE Student Representative

Discussion:

The Board recognized Victoria Huertas for her service as Windsor High School Student Representative to the Board of Education for the spring semester.

3. Audience to Visitors

Discussion:

Bradshaw Smith, 23 Ludlow Street, stated that once comments are open to the floor they are restrained only by the U.S. Constitution.

Leonard Vann, Co-President of the WEA stated the teachers are upset a Board member using social media to attack a member of the community and slam teachers; the WEA requested a public apology by the Board member to the staff at Windsor High School and address possible consequences.

Rosi Miskavitch, 20 Coach Circle, stated people make mistakes, err in judgment, and encouraged the Board to accept that a mistake was made and the person learned from it.

4. Student Representative Report

Discussion:

Victoria Huertas reported on activities at Windsor High School including Broken Promises, the recreation of a fatal accident staged on May 14 for 11th and 12th grade students, the 50th Shad Derby, the spring sports season. She also reported on upcoming events on Wednesday, May 27th: The Fashion Show presented by the Fashion & Clothing students at 6:15 followed by the Student Art Show at 7:00 p.m. Ms. Huertas thanked Mr. Sills for giving her the opportunity to serve on the Board and thanked the Board members for the honor and opportunity.

5. Board of Education

5.a. Discussion of the legal opinion provided to the BOE by counsel (possible Executive Session)

Discussion:

A motion by Mr. Panos to discuss the legal opinion provided to the BOE by counsel was not seconded.

Motion Passed: Motion that the Members of the Windsor BOE agree that free speech is a right of all individuals. As such, members of the BOE also have the right to request civility amongst members and for the Windsor Community. We do not condone singling out Windsor community members and specifically using BOE member's children to make a point. We also do not accept implications that WHS and its teachers do not teach respect for others passed with a motion by Ms. Darleen Klase and a second by Mr. Kenneth Williams.

Mr. Ronald Eleveld	Abstain
Ms. Michaela Fissel	Yes
Ms. Darleen Klase	Yes
Mr. Leonard Lockhart	Abstain
Mr. Richard O'Reilly	Yes
Mr. Paul Panos	Yes
Ms. Melissa Rizzo Holmes	Yes
Ms. Cristina Santos	Yes
Mr. Kenneth Williams	Yes

5.b. Discussion of the actions of a BOE member and requests to and treatment of district staff (possible Executive Session)

Discussion:

Ms. Fissel made a statement for the record that as the Board of Education member who made the Facebook post she takes full responsibility for the statements that she makes, and apologized to any staff member who took her Facebook post as a negative reflection on teachers and apologized for the statements she made. She feels strongly that teachers are limited in their ability to maybe teach to the whole child and develop the whole person and hopes that the statements she made in that Facebook post do not cause disruption to the teaching that takes place in Windsor High School and it's her sincerest apology.

It was clarified that this statement refers to Agenda Item 5.a.

Motion Passed: Motion that the Board instruct the Superintendent to pursue a remedy to the situation and to report back to the BOE passed with a motion by Ms. Darleen Klase and a second by Mr. Leonard Lockhart.

Mr. Ronald Eleveld	Abstain
Ms. Michaela Fissel	Yes
Ms. Darleen Klase	Yes
Mr. Leonard Lockhart	Yes
Mr. Richard O'Reilly	Yes
Mr. Paul Panos	Yes

Ms. Melissa Rizzo Holmes Yes
Ms. Cristina Santos Yes
Mr. Kenneth Williams Yes

Mr. Williams requested that in pursuit of resolution that the Superintendent also present a finding of fact with respect to what allegedly occurred.

5.c. President's Report

Discussion:

Ms. Santos offered congratulations to the entire Windsor community on a wonderful Shad Derby event, and extended thanks to the many civic organizations, schools and businesses that support and participated in the event.

5.d. School Liaison Reports

5.d.1. Windsor High School

Discussion:

Mr. O'Reilly reported on the activities of the School Governance Council, and that they are seeking potential facilitators for Study Circles to be trained.

Ms. Klase added that Study Circles is being funded out of the Alliance Grant and it's a good example of collaboration between the district, the community and the students.

5.d.2. Sage Park Middle School

Discussion:

Mr. Williams reported he attended the Teacher Appreciation Breakfast at Sage Park Middle School. He extended thanks to the teachers for their dedication to their jobs of producing the best students they can at the middle school level, and thanked the students for being wonderful.

Ms. Rizzo Holmes reported that she had the opportunity to attend the Shad Derby Ball and it was a true testament to the caliber of our students and was a great experience.

5.d.3. Clover Street School

Discussion:

Mr. Lockhart reported he was unable to attend the last School Governance Council meeting, but he did deliver on his promise and brought Rescue 2 down for the students.

5.d.4. John F. Kennedy School

Discussion:

Ms. Fissel reported on activities at JFK including the recent announcement that one of the students at JFK won the essay contest to rename the new canine at the Windsor Police Department, the Volunteer Breakfast on May 22, an upcoming speaker from the Christopher Reeves Foundation on May 27, and the two field days on May 29 and June 5. The next PTO meeting is June 8, and moving forward there will be collaboration between OE and JFK to align calendars to make it easier for parents to volunteer.

5.d.5. Oliver Ellsworth School

Discussion:

Mr. Eleveld reported that students attended an assembly for the Green Echo Warriors about energy, and one sponsored by the PTO where the author of The Black Lagoon series spoke about storytelling. He also reported that the staff appreciated the Teacher Appreciation Breakfast, that students, staff and families marched in the Shad Derby Parade, and parking patterns are improved thanks to George Greco, Danielle Batchelder and Bob Jarvis.

5.d.6. Poquonock School

Discussion:

Mr. Panos reported that last Wednesday they had craft and story time for March and April Superstars; on Wednesday and Thursday they have incoming Kindergarten screenings from 4-7 p.m. Parents should call 860-687-2080 to schedule a time. On May 15 they had visiting author Mike Taylor, a well-known storyteller and author of The Teacher

From The Black Lagoon. June 4 is the first annual choral concert for 1st and 2nd grade students; June 10 the Hartford Symphony ensemble is performing at the school, and June 16 is their field day.

6. Superintendent's Report

Discussion:

Dr. Cooke commented on a variety of activities in the District including Broken Promises and the student poetry contest at Clover. He reported that the Town Council reduced the BOE budget by \$650,000 and he will be making recommendations to the Board. He reminded the Board and public that they had already reduced \$635,000 from the original request through cost savings and that this reduction will hit programs; they have also reduced \$400,000 in retirement savings.

Motion Passed: Motion by Ms. Klase that item 6.b. be moved before 6.a. on the BOE agenda passed with a motion by Ms. Darleen Klase and a second by Mr. Leonard Lockhart.

Mr. Ronald Eleveld Yes
Ms. Michaela Fissel Yes
Ms. Darleen Klase Yes
Mr. Leonard Lockhart Yes
Mr. Richard O'Reilly Yes
Mr. Paul Panos Yes
Ms. Melissa Rizzo Holmes Yes
Ms. Cristina Santos Yes
Mr. Kenneth Williams Yes

6.b. Elementary Departmentalization

Discussion:

Michelle Jones and Mary Kay Ravenola, along with a team of teachers, presented a report on Departmentalizing in Grades 3-5 for 2015-2016. Questions and discussion ensued.

6.a. Teachers of Color Recruitment

Discussion:

Dr. Cooke reported he wanted to give the Board an update on recruitment and retention of teachers of color, and introduced Assistant Superintendent of Human Resources Terrell Hill. Mr. Hill reported on his recruiting trip to traditionally black colleges and universities, and reported on future efforts to bring Windsor graduates back as teachers in the community. Questions and discussion ensued.

6.c. Policy Adoptions, 2nd Reading

6.c.1. Revised P 5131.911 Bullying Prevention and Intervention Policy

Motion Passed: Motion to accept policy 5131.911 Bullying Prevention and Intervention Policy for a 2nd reading passed with a motion by Mr. Paul Panos and a second by Mr. Leonard Lockhart.

Mr. Ronald Eleveld Yes
Ms. Michaela Fissel Yes
Ms. Darleen Klase Yes
Mr. Leonard Lockhart Yes
Mr. Richard O'Reilly Yes
Mr. Paul Panos Yes
Ms. Melissa Rizzo Holmes Yes
Ms. Cristina Santos Yes
Mr. Kenneth Williams Yes

6.d. Curriculum Development, 1st Reading

6.d.1. Early Childhood Education--Grades 10-12

6.d.2. Introduction to Health Care Services--Grades 9-12

6.d.3. Fashion Clothing III--Grades 10-12

Motion Passed: Motion that the Board of Education accept the curriculum for Early Childhood Education for Grades 10-12, Introduction to Health Care Services for Grades 9-12 and Fashion Clothing III for Grades 10-12 as presented passed with a motion by Ms. Darleen Klase and a second by Ms. Melissa Rizzo Holmes.

Mr. Ronald Eleveld Yes
Ms. Michaela Fissel Yes
Ms. Darleen Klase Yes
Mr. Leonard Lockhart Yes
Mr. Richard O'Reilly Yes
Mr. Paul Panos Yes
Ms. Melissa Rizzo Holmes Yes
Ms. Cristina Santos Yes
Mr. Kenneth Williams Yes

6.e. Residency Report

Discussion:

Mr. Williams had requested information on the demographics of the families subject to investigations. Ms. Klase stated she would like to table the discussion to have a full report as the information is germane to the discussion.

Motion Passed: Motion to table this report until all information requested by Mr. Williams is supplied passed with a motion by Mr. Kenneth Williams and a second by Mr. Leonard Lockhart.

Mr. Ronald Eleveld Absent
Ms. Michaela Fissel Yes
Ms. Darleen Klase Yes
Mr. Leonard Lockhart Yes
Mr. Richard O'Reilly Yes
Mr. Paul Panos No
Ms. Melissa Rizzo Holmes Yes
Ms. Cristina Santos Yes
Mr. Kenneth Williams Yes

6.f. Textbook Adoption--French I "Bien Dit"

Motion Passed: Motion that the Board of Education approve the text "Bien Dit" as presented, waiving the 2nd reading passed with a motion by Ms. Darleen Klase and a second by Ms. Melissa Rizzo Holmes.

Mr. Ronald Eleveld Yes
Ms. Michaela Fissel Yes
Ms. Darleen Klase Yes
Mr. Leonard Lockhart Yes
Mr. Richard O'Reilly Yes
Mr. Paul Panos Yes
Ms. Melissa Rizzo Holmes Yes
Ms. Cristina Santos Yes
Mr. Kenneth Williams Yes

7. Committee Reports

7.a. Technology Committee

Discussion:

Mr. O'Reilly reported on the technology grant and that all applicants need to resubmit their applications, Chromebooks and Samsung devices, digital citizenry within the Windsor Public Schools. He reported that Google has replaced 1100 of the white Chromebooks. He also reported that the district received an educational technology grant for \$78,000 that is targeted to hardware and software to allow live webcasting, and that the website will be updated.

Mr. Eleveld asked whether the budget reduction recommendations would be brought to the Finance Committee or the whole Board at a future date; Dr. Cooke stated it will go to the full Board.

8. Consent Agenda

8.a. Financial Report

8.b. Enrollment Report

8.c. Food Service Report

8.d. Human Resources Report

8.e. Approval of Healthy Food Certification Program

Motion Passed: Motion to accept items 8.a and 8.e passed with a motion by Mr. Paul Panos and a second by Mr. Kenneth Williams.

Mr. Ronald Eleveld	Yes
Ms. Michaela Fissel	Yes
Ms. Darleen Klase	Yes
Mr. Leonard Lockhart	Yes
Mr. Richard O'Reilly	Yes
Mr. Paul Panos	Yes
Ms. Melissa Rizzo Holmes	Yes
Ms. Cristina Santos	Yes
Mr. Kenneth Williams	Yes

Motion Passed: Motion to accept items 8.b, 8.c and 8.d passed with a motion by Mr. Paul Panos and a second by Mr. Leonard Lockhart.

Mr. Ronald Eleveld	Yes
Ms. Michaela Fissel	Yes
Ms. Darleen Klase	Absent
Mr. Leonard Lockhart	Yes
Mr. Richard O'Reilly	Yes
Mr. Paul Panos	Yes
Ms. Melissa Rizzo Holmes	Yes
Ms. Cristina Santos	Yes
Mr. Kenneth Williams	Yes

9. Approval of Minutes

9.a. April 28, 2015 Regular Meeting

9.b. April 30, 2015 Curriculum Committee

9.c. April 30, 2015 Technology Committee

9.d. May 4, 2015 Executive Committee

9.e. May 5, 2015 Special Meeting

Motion Passed: Motion that the Board approves items 9.a. April 28, 2015 Regular Meeting, 9.b. April 30, 2015 Curriculum Committee meeting, 9.c. April 30 Technology Committee Meeting and 9.e. May 5, 2015 Special Meeting passed with a motion by Ms. Melissa Rizzo Holmes and a second by Mr. Leonard Lockhart.

Mr. Ronald Eleveld	Yes
Ms. Michaela Fissel	Yes
Ms. Darleen Klase	Yes
Mr. Leonard Lockhart	Yes
Mr. Richard O'Reilly	Yes
Mr. Paul Panos	Yes
Ms. Melissa Rizzo Holmes	Yes
Ms. Cristina Santos	Yes
Mr. Kenneth Williams	Yes

Motion to Amend Passed: To amend the motion from: "Motion to accept item 9.d May 4, 2015 Executive Committee minutes as presented" to: "Motion to accept item 9.d May 4, 2015 Executive Committee minutes as amended to add

"Discussion around Board members request for legal counsel" passed with a motion by Ms. Melissa Rizzo Holmes and a second by Mr. Leonard Lockhart.

Mr. Ronald Eleveld Yes
Ms. Michaela Fissel Yes
Ms. Darleen Klase Yes
Mr. Leonard Lockhart Yes
Mr. Richard O'Reilly Abstain
Mr. Paul Panos Yes
Ms. Melissa Rizzo Holmes Yes
Ms. Cristina Santos Yes
Mr. Kenneth Williams Yes

Motion Passed: Motion to accept item 9.d May 4, 2015 Executive Committee minutes as amended to add "Discussion around Board members request for legal counsel" passed with a motion by Ms. Melissa Rizzo Holmes and a second by Mr. Leonard Lockhart.

Mr. Ronald Eleveld Yes
Ms. Michaela Fissel Yes
Ms. Darleen Klase Yes
Mr. Leonard Lockhart Yes
Mr. Richard O'Reilly Yes
Mr. Paul Panos Yes
Ms. Melissa Rizzo Holmes Yes
Ms. Cristina Santos Yes
Mr. Kenneth Williams Yes

10. Other Matters/Announcements/Regular BOE Meetings

10.a. BOE Policy Committee, Tuesday, May 26, 2015 at 6:00 PM, L.P. Wilson Community Center, Room 17

10.b. BOE Curriculum Committee, Thursday, May 28, 2015 at 4:30 PM, L.P. Wilson Community Center, Room 17

10.c. BOE Long Range Planning Committee, Tuesday, June 2, 2015 at 5:00 PM, L.P. Wilson Community Center, Room 17

10.d. Next BOE Regular Meeting is Wednesday, June 17, 2015, 7:00 PM, Town Hall, Council Chambers

11. Audience to Visitors

12. Adjournment

Motion Passed: The meeting adjourned at 10:26 p.m. passed with a motion by Mr. Leonard Lockhart and a second by Mr. Paul Panos.

Mr. Ronald Eleveld Yes
Ms. Michaela Fissel Yes
Ms. Darleen Klase Yes
Mr. Leonard Lockhart Yes
Mr. Richard O'Reilly Yes
Mr. Paul Panos Yes
Ms. Melissa Rizzo Holmes Yes
Ms. Cristina Santos Yes
Mr. Kenneth Williams Yes

Melissa Rizzo Holmes, Secretary
Windsor Board of Education

Windsor Board of Education
Curriculum Committee
Unapproved Minutes
Thursday, May 28, 2015 4:30 PM
L.P. Wilson Community Center, Room 17

The following are the unapproved minutes of the May 28, 2015 Curriculum Committee. Any additions or corrections will be made at a future meeting.

Attendance Taken at 4:30 PM:

Present Board Members:

Ms. Darleen Klase
Ms. Melissa Rizzo Holmes
Ms. Cristina Santos

Absent Board Members:

Ms. Michaela Fissel

Updated Attendance:

Ms. Melissa Rizzo Holmes was updated to present at: 4:34 PM

1. Call to Order, Pledge to the Flag and Moment of Silence

Discussion:

The meeting was called to order at 4:30 PM by Darleen Klase with the Pledge to the Flag and Moment of Silence. Also in attendance was Assistant Superintendent for Instructional Services Mary Anne Butler, Curriculum Supervisors Christine Tedisky and Tom Baird and teachers, Steve Ortiz, Nancy Crilly-Kirk and Joseph Bienasz.

2. Audience to Visitors

Discussion:

None

3. Music Fundamentals

Discussion:

The Music Fundamentals curriculum was presented by Steve Ortiz. This basic course fulfills the graduation requirement in music but also serves as a springboard for further study in music. Three major curriculum themes are included in the content of the course: music history, music theory and foundational instrumental using drums, guitar, and piano.

This item will be brought to the full Board of Education and will propose waiving second reading and adopt as a first reading.

4. Economics

Discussion:

Joseph Bienasz and Nancy Crilly Kirk presented the Economics curriculum. The semester long elective course prepares students to be financially literate after graduation from high school. The curriculum is aligned with standards from the Center for Economic Education, Connecticut Social Studies Frameworks, and CCSS ELA standards.

This item will be brought to the full Board of Education and will propose waiving second reading and adopt as a first reading.

5. Grade 7 Health

Discussion:

Christine Tedisky presented the Grade 7 Health curriculum. The themes and format of the curriculum is consistent with other middle school health curricula and includes instruction on drugs, alcohol, HIV/ Aids and tobacco/nicotine per Connecticut law.

This item will be brought to the full Board of Education and will propose waiving second reading and adopt as a first reading.

6. NGSS Update and Survey

Discussion:

Christine Tedisky presented the CSDE's Next Generation of Science Standards overview and slideshow. BOE committee members completed the survey at the end of the presentation.

7. Adjournment

Motion Passed: Move to adjourn the meeting at 6:06 PM passed with a motion by Ms. Melissa Rizzo Holmes and a second by Ms. Cristina Santos.

Ms. Michaela Fissel Absent

Ms. Darleen Klase Yes

Ms. Melissa Rizzo Holmes Yes

Ms. Cristina Santos Yes

Melissa Rizzo Holmes, Secretary
Windsor Board of Education

Windsor Board of Education
Executive Committee
Unapproved Minutes
Monday, June 1, 2015 4:30 PM
L.P. Wilson Community Center, Supt. Conference Room

The following are the unapproved minutes of the June 1, 2015 Executive Committee. Any additions or corrections will be made at a future meeting.

Attendance Taken at 4:30 PM:

Present Board Members:

Ms. Darleen Klase
Mr. Paul Panos
Ms. Cristina Santos

Updated Attendance:

Mr. Paul Panos was updated to present at: 4:35 PM

1. Call to Order

Discussion:

The meeting was called to order by President Santos at 4:30 PM. Superintendent Dr. Craig Cooke was also in attendance.

2. Set the agenda for the Regular Board Meeting on Wednesday, June 17, 2015

Discussion:

The committee set the agenda for the June 17, 2015 meeting.

3. Executive Committee Member Comments

Discussion:

None

4. Adjournment

Melissa Rizzo Holmes, Secretary
Windsor Board of Education

**Windsor Board of Education
Long Range Planning Committee
Unapproved Minutes**

June 2, 2015 5:00 PM
L.P. Wilson Community Center, Room 17

The following are the unapproved minutes of the June 2, 2015 Long Range Planning Committee. Any additions or corrections will be made at a future meeting.

Attendance Taken at 5:00 PM:

Present Board Members:

Mr. Leonard Lockhart
Ms. Melissa Rizzo Holmes
Ms. Cristina Santos

Absent Board Members:

Ms. Darleen Klase

1. Call to Order, Pledge to the Flag and Moment of Silence

Discussion:

The meeting was called to order at 5:00 PM by Leonard Lockhart with the Pledge to the Flag and Moment of Silence. Superintendent Craig Cooke was also in attendance.

2. Audience to Visitors

Discussion:

None

3. Bullying Policy

Discussion:

Dr. Cooke reviewed the revisions made to the bullying policy and the procedures have been reviewed with administrators.

4. School Security

Discussion:

Dr. Cooke reported the following installations are being completed to assist with additional security measures at the schools: enhanced camera system, anti-shatter film on the front entrances, window glazing on the lower levels of buildings, and the RAPTOR Visitor Management System.

5. Marketing/Communications

Discussion:

Dr. Cooke reported on the use of technology via Twitter, the Windsor Journal, school newsletters and email blasts. These methods have increased communications with existing and incoming families and town businesses.

6. Adjournment

Motion Passed: Move to adjourn the meeting at 6:00 PM passed with a motion by Ms. Melissa Rizzo Holmes and a second by Ms. Cristina Santos.

Ms. Darleen Klase Absent

Mr. Leonard Lockhart Yes

Ms. Melissa Rizzo Holmes Yes

Ms. Cristina Santos Yes

Melissa Rizzo Holmes, Secretary
Windsor Board of Education

Windsor Board of Education
Special Meeting
Unapproved Minutes
Saturday, June 6, 2015 8:30 AM
L.P. Wilson Community Center, Room 17

The following are the unapproved minutes of the June 6, 2015 Special Meeting. Any additions or corrections will be made at a future meeting.

Attendance Taken at 8:31 AM:

Present Board Members:

Ms. Michaela Fissel
Ms. Darleen Klase
Mr. Richard O'Reilly
Mr. Paul Panos
Ms. Melissa Rizzo Holmes
Ms. Cristina Santos
Mr. Kenneth Williams

Absent Board Members:

Mr. Ronald Eleveld
Mr. Leonard Lockhart

1. Call to Order, Pledge to the Flag, Moment of Silence

Discussion:

The meeting was called to order at 8:31 AM by President Santos. Also in attendance was Superintendent Craig A. Cooke and Nick Caruso from CABE.

2. Audience to Visitors

Discussion:

None

3. Board of Education will engage in self-evaluation (Executive Session and Possible Action Anticipated)

Discussion:

The Board members engaged in discussion of its self-evaluation. Consensus by BOE members present was to cancel part 2 of self-evaluation meeting on Tuesday, June 9.

4. Announcements

Discussion:

None.

5. Adjournment

Motion Passed: Move to adjourn the meeting at 12:16 PM passed with a motion by Ms. Melissa Rizzo Holmes and a second by Mr. Kenneth Williams.

Mr. Ronald Eleveld	Absent
Ms. Michaela Fissel	Yes
Ms. Darleen Klase	Yes
Mr. Leonard Lockhart	Absent
Mr. Richard O'Reilly	Yes
Mr. Paul Panos	Yes
Ms. Melissa Rizzo Holmes	Yes
Ms. Cristina Santos	Yes
Mr. Kenneth Williams	Yes

Melissa Rizzo Holmes, Secretary
Windsor Board of Education