

**Medina Valley ISD Board of Trustees
Regular Meeting**

{{Date }} at 6:30 PM

Medina Valley ISD Central Office Board Room, 8449 FM 471 S, Castroville, TX 78009

Notice is hereby given that on **January 19, 2021** the **Board of Trustees of the Medina Valley Independent School District** will hold a **Regular Board Meeting at 6:30 PM at {{Location: Meeting Location.}}** The subjects to be discussed are listed on the agenda which is attached to and made part of this notice.

Members of the public who desire to address the Board during Public Comments will need to sign up to speak prior to the start of the meeting by providing their name, and the topic they wish to address to the Board on the sign in sheet provided. At Regular Board Meetings the Board of Trustees shall permit public comment on any topic. At all other Board Meetings public comments will be limited to items on the agenda posted with the notice of the meeting. All public comments are limited to 5 minutes.

If it is determined that during the meeting an item on the agenda that can be legally discussed in closed session be removed from the open session and discussed in closed session, the board may elect to discuss such agenda item in closed session in accordance with the Texas Open Meetings Act, Government Code, Chapter 551, Subchapters D and E. Before convening into Closed Meeting the Presiding Officer will announce the time and identify the section or sections of this chapter under which the closed meeting is held. All final votes, actions, or decisions shall be taken in open meeting. The Presiding Officer will announce the date and time for the end of the Closed Meeting before resuming the Open Meeting.

If you have a disability, please advise the school district about special arrangements that may allow you to fully participate in this meeting by calling Medina Valley ISD at 830-931-2243.

For Medina Valley ISD Board of Trustees:

Scott Caloss ED.D., Superintendent of Schools

Medina Valley ISD
Regular Meeting
January 19, 2021

I.	First Order of Business	
	A Establish a Quorum	
	B Pledge of Allegiance to the Flag followed by a moment of silence	
II.	Public Hearing on Texas Academic Performance Report (TAPR)	4
III.	Announcements/Communications/Presentations	
	A School Board Recognition Presentations for School Board Appreciation Month	
	B Construction Update	84
	C Financial Briefing	117
	D Superintendent Briefing	140
	E 2020 State of the District Report	146
IV.	Public Comment	
	<i>At Regular Board Meetings the Board shall permit public comment on any topic. At all other Board Meetings public comments will be limited to items on the agenda posted with the notice of the meeting. All Public Comments are limited to 5 minutes.</i>	
V.	Discussion and Possible Action Items	
	A Consent Agenda Items	
	1 Minutes of Regular Board Meeting on December 17, 2020, and Board Workshop on January 11, 2021	181
	2 Donations	
	a Blackbaud Giving Fund Donation- HS Athletics	187
	3 Superintendent's Report on Budgeted Purchases of Goods/Services in Excess of \$50,000	

a	3Sixty Integrated	188
B	Consider Adjustments to the 2020-2021 District Instructional Calendar and Flex Calendar	199
C	Election Order for May 1, 2021 (SMD #1 and SMD #2)	202
D	Joint Election Agreement with the City of Castroville	205
VI.	Closed Session	
A	Deliberation regarding Security Devices or Security Audits (TX Govt. Code Section 551.076 and 551.089)	
1	Review of 2020 District Safety & Security Audit Summary	
B	Deliberation Regarding Real Property (TX Govt. Code Section 551.072)	
C	Personnel Matters (TX Govt. Code Section 551.074)	
1	Appointment, Employment, Evaluation, Reassignment, Duties, Discipline, and Dismissal of a Public Officer or Employee.	
2	Discussion Regarding Potential Additional Employee Stipends	
3	Annual Evaluation of the Superintendent	
VII.	Continued Discussion and Possible Action Items	
A	Consider Professional Contract Recommendations	
B	Consider and Take Possible Action on Additional Employee Stipends	
C	Consideration of future meeting dates	
VIII.	Adjournment	

Texas Academic Performance Report (TAPR)

2019-2020

Medina Valley ISD



TAPR Overview

- The Texas Academic Performance Reports (TAPR) pull together a wide range of information on the performance of students in each school and district in Texas every year. Performance is shown disaggregated by student groups, including ethnicity and socioeconomic status. The reports also provide extensive information on school and district staff, programs, and student demographics.
- The Texas Academic Performance Report (TAPR) is available in two forms:
 - An online TAPR system that is more comprehensive and dynamic than in previous years. The online TAPR system is updated with district and campus academic performance, financial reports, and staff, program, and student demographic data as soon as it is becomes available.
 - A shortened PDF version which includes major data points that allow districts to fulfill their public notification requirements.

Updates for 2019 – 2020

2019-2020 DIRECTIONS: DUE TO COVID-19 AND THE STATE RATING OF 'NOT RATED: DECLARED STATE OF DISASTER' FOR ALL CAMPUSES AND DISTRICTS, SCHOOL BOARDS AND SUPERINTENDENTS MAY WISH TO REFERENCE THE PREVIOUS YEARS' ACCOUNTABILITY REPORTS.

Data on slides #14 - #52 should reflect data from 2018-2019 TAPR reports.

Data on slides #53 - #76 should reflect CURRENT data for the 2019 – 2020 TAPR reports

GRADUATION AND DROPOUT RATES WILL BE CURRENT.

Updates for 2018 – 2019

Updates

- Two new sections are available on the [Texas Academic Performance Report \(TAPR\) System website](#) under the Performance tab:
 - The first, STAAR Performance–Additional Student Groups displays STAAR results by student groups that were not previously reported for performance, such as at-risk, migrant, and male and female.
 - The second, STAAR Performance–All Students–Additional Student Groups displays STAAR results for all tested students, regardless of whether they were in the accountability subset, and disaggregates results by student groups that were not previously reported for performance.

Updates for 2018 – 2019

Updates

- SAT/ACT aligned with TSI criteria for reporting
 - 1150 SAT changed to 1010 for reading and math combined
 - 24 ACT composite changed to 23
 - Label updated
 - “Completion of Either Nine or More Hours of Postsecondary Credit in Any Subject or Three or More Hours of ELA or Math (Annual Graduates)” now “Dual Course Credits (Annual Graduates)”

New for 2018 – 2019

New

- Newly included will be OnRamps Course Credits, Graduates under an Advanced Degree Plan identified as a Current Special Education Student, and Graduates with a Level I or II Certificate
- The Profile Section will include counts of 504 students as well as counts of students with dyslexia
- There will be an Accountability Data tab addition with Distinction Designation reports

Accessing the TAPR Report

TEA Website A-Z Index Contact TEA Sign Up For Updates

TEA
Texas Education Agency

Home > Performance Reporting Division > Texas Academic Performance Reports > 2019–20 Texas Academic Performance Report

2019–20 Texas Academic Performance Reports

[Performance Reporting](#)

[Campus Report](#)
[District Report](#)
[Region Report](#)
[State Report](#)
[Glossary](#)
[Data Download](#)

The 2019–20 Texas Academic Performance Report (TAPR) data are now available. The comprehensive TAPR system provides details of district and campus academic performance with financial reports and information about staff, programs, and demographics. Updates to the online TAPR system are listed in the [TAPR System Release Notes](#).

A comprehensive listing of items within the TAPR System (HTML) and on the PDF TAPR is available at the following [link](#).

Search by individual [campus](#) or [district](#).

TAPR data are also available by [ESC region](#) and for the entire [state](#).

[TAPR Glossary](#), provides definitions, describes methodologies, and lists sources for each tab in the TAPR system.

TAPR Glosario, which provides the Spanish translation of the glossary, will be released in late winter.

[TAPR Guidelines](#), which help districts fulfill their legal responsibilities regarding the annual report of their educational performance and the TAPR are now available.

[TAPR Data Download](#) (numerators, denominators, and rates) in Excel, comma-delimited format, or tab-delimited format is now available.

1 <https://rptsvr1.tea.texas.gov/perfreport/tapr/2020/index.html>

2 www.mvisd.com

3 Campus Libraries or Offices

2018 – 2019 TAPR Content District/Campus Performance

- The performance section of the TAPR shows STAAR performance in the following ways:
 - *By grade level, subject, and student group*
 - *By Performance Level Designation (PLD)*
 - *By End-of-Course (EOC) subject*
 - *All grades*
 - *School Progress Domain: Academic Growth by Grade and Subject*
 - *Progress of Prior-Year Non-Proficient Students*
 - *Student Success Initiative*

2018 – 2019 TAPR Content District/Campus Performance (continued)

- Participation Rate
- Attendance Rate
- Annual Dropout Rates
- Graduation Rates
 - *4-year longitudinal*
 - *5-year extended longitudinal*
 - *6-year extended longitudinal*
 - *4-year Federal*

2018 – 2019 TAPR Content District/Campus Performance (continued)

- CCMR Related Indicators
 - *RHSP, DAP, FHSP Graduates*
 - *College-Ready Graduates*
 - *TSI Criteria Graduates*
 - *Dual Credit - Completion of either nine or more hours of postsecondary credit in any subject or three or more hours of ELA or Math*
 - *AP/IB Met Criteria in any subject*
 - *Associate's Degree*
 - *Career/Military Ready Graduates*
 - *Approved Industry-Based Certification*
 - *Graduate with completed IEP and Workforce Readiness*
 - *CTE Coherent Sequence Coursework aligned with Industry-Based Certification*
 - *U.S. Armed Forces Enlistment*
 - *TSIA Results*

2018 – 2019 TAPR Content District/Campus Performance (continued)

- CCMR Readiness Indicators

- *TSIA Results*
- *CTE Coherent Sequence*
- *Completed and Received Credit for College Prep Courses*
- *AP/IB Results*
- *SAT/ACT Results*
- *Average SAT Score*
- *Average ACT Score*
- *Advance Dual-Credit Course Completion*
- *Graduates enrolled in Texas Institution of Higher Education*
- *Graduates in TX-IHE Completing One Year Without Enrollment in a Developmental Education Course*

2018 – 2019 TAPR Report Overview

District/Campus Profile

- Student Information
 - *Enrollment*
 - *Ethnic distribution*
 - *Economically Disadvantaged*
 - *English Learners*
 - *Students with Disciplinary Placements (2017-2018)*
 - *At-Risk*
 - *Students with Disabilities by Type of Primary Disability*
 - *504 Students*
 - *Students with Dyslexia*
 - *Retention Rates*
 - *Class Size Information*

2018 – 2019 TAPR Report Overview

District/Campus Profile

- Staff Information
 - *Total Staff*
 - *Professional Staff*
 - *Educational Aides*
 - *Auxiliary Staff*
 - *Teachers by Ethnicity and Sex*
 - *Teachers by Highest Degree Held*
 - *Teachers by Years of Experience*
 - *Number of Students per Teacher*
 - *Experience of Campus Leadership*
 - *Average Years Experience of Teachers*
 - *Average Teacher Salary*
 - *Turnover Rate for Teachers*
 - *Shared Service Arrangement Staff*
 - *Contracted Instructional Staff*

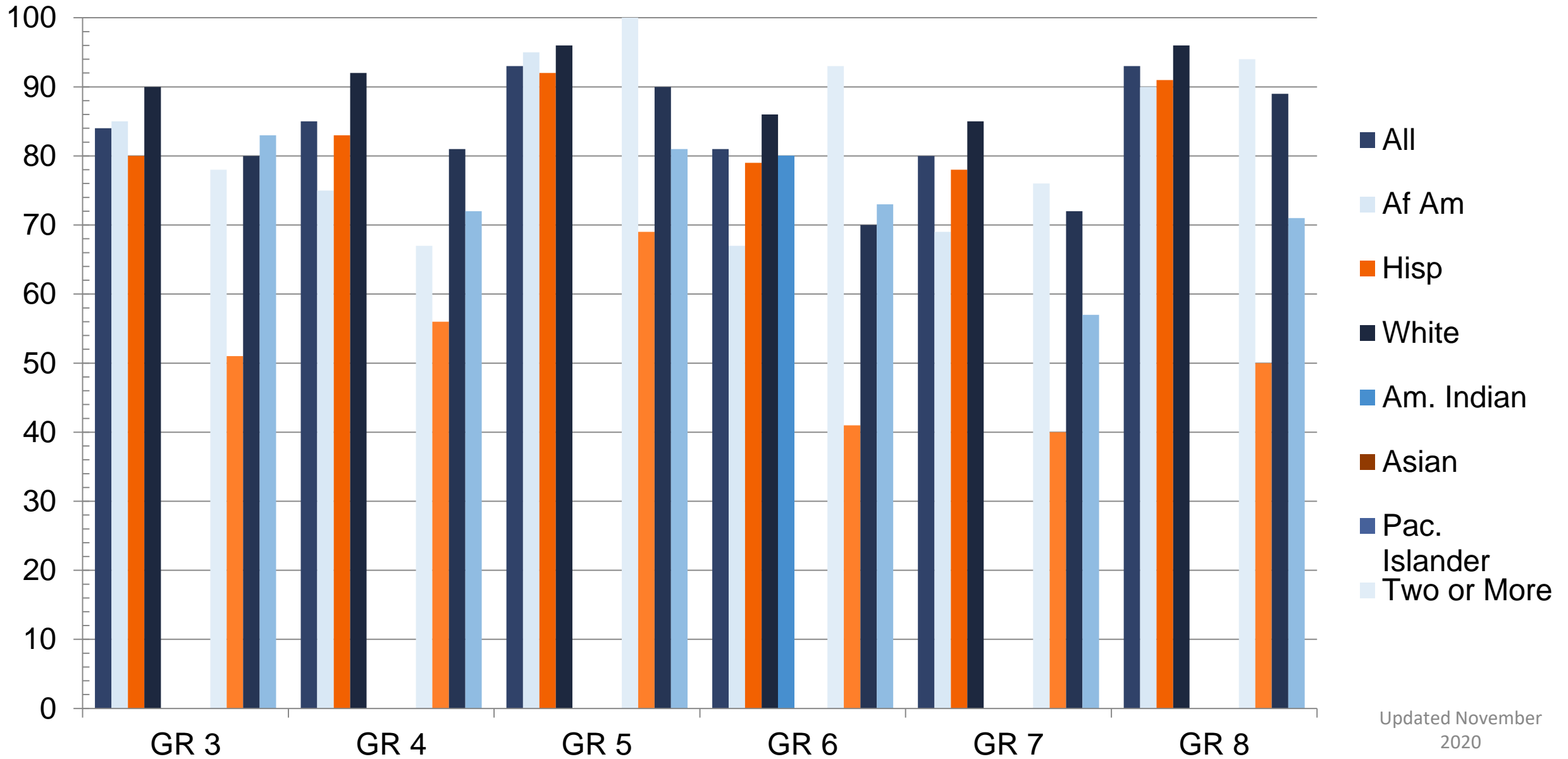
2018 - 2019 TAPR Report Overview

District/Campus Profile

- Programs
 - *Student Enrollment by Program*
 - *Bilingual/ESL*
 - *Career & Technical*
 - *Gifted and Talented*
 - *Special Education*
 - *Teachers by Program*
 - *Bilingual/ESL*
 - *Career & Technical*
 - *Compensatory*
 - *Gifted and Talented*
 - *Regular Education*
 - *Special Education*
- Budget
 - *Link to PEIMS Financial Standard Reports*

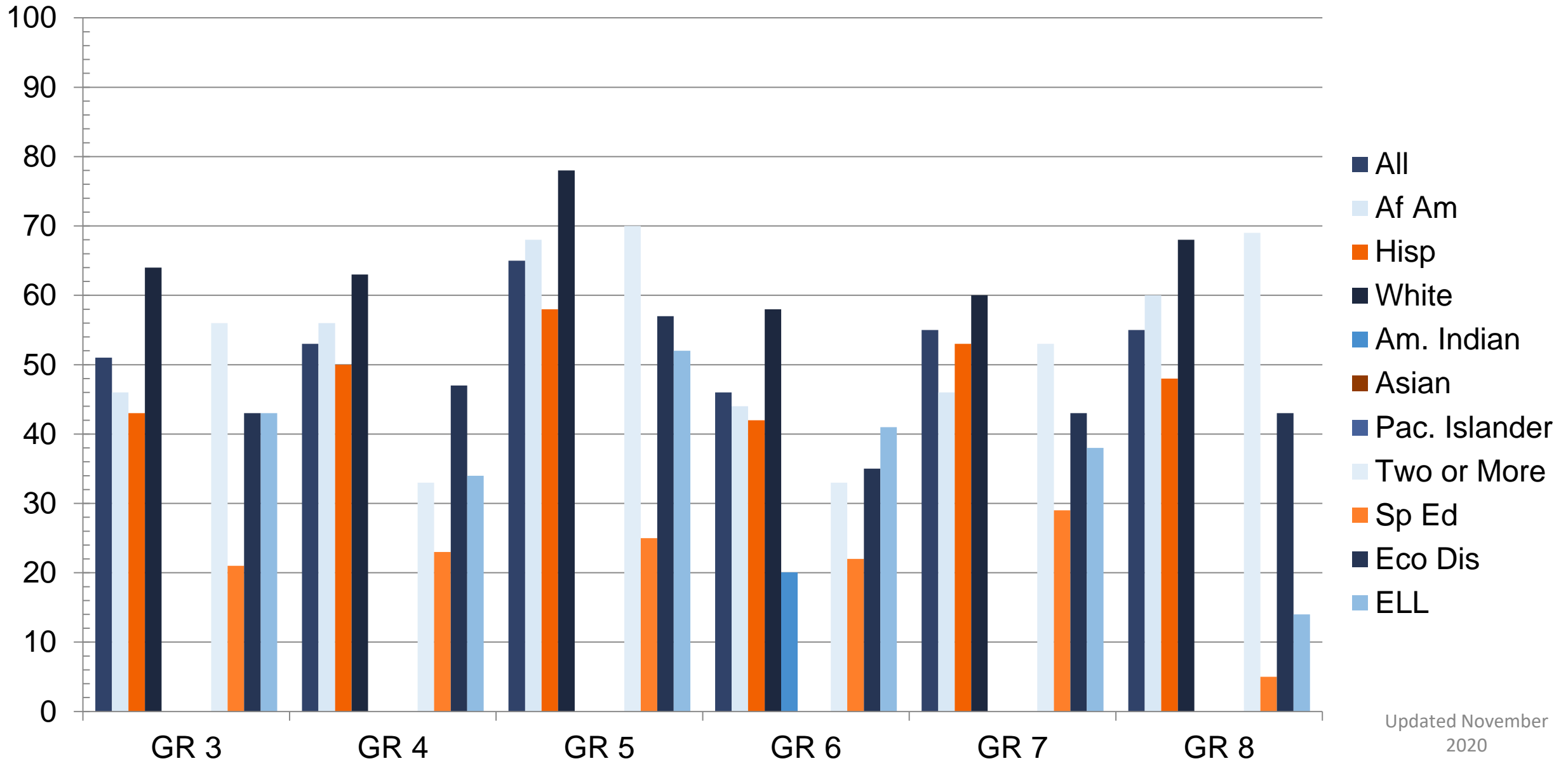
2019 STAAR 3-8 Reading Performance

Percent at Approaches Grade Level or Above



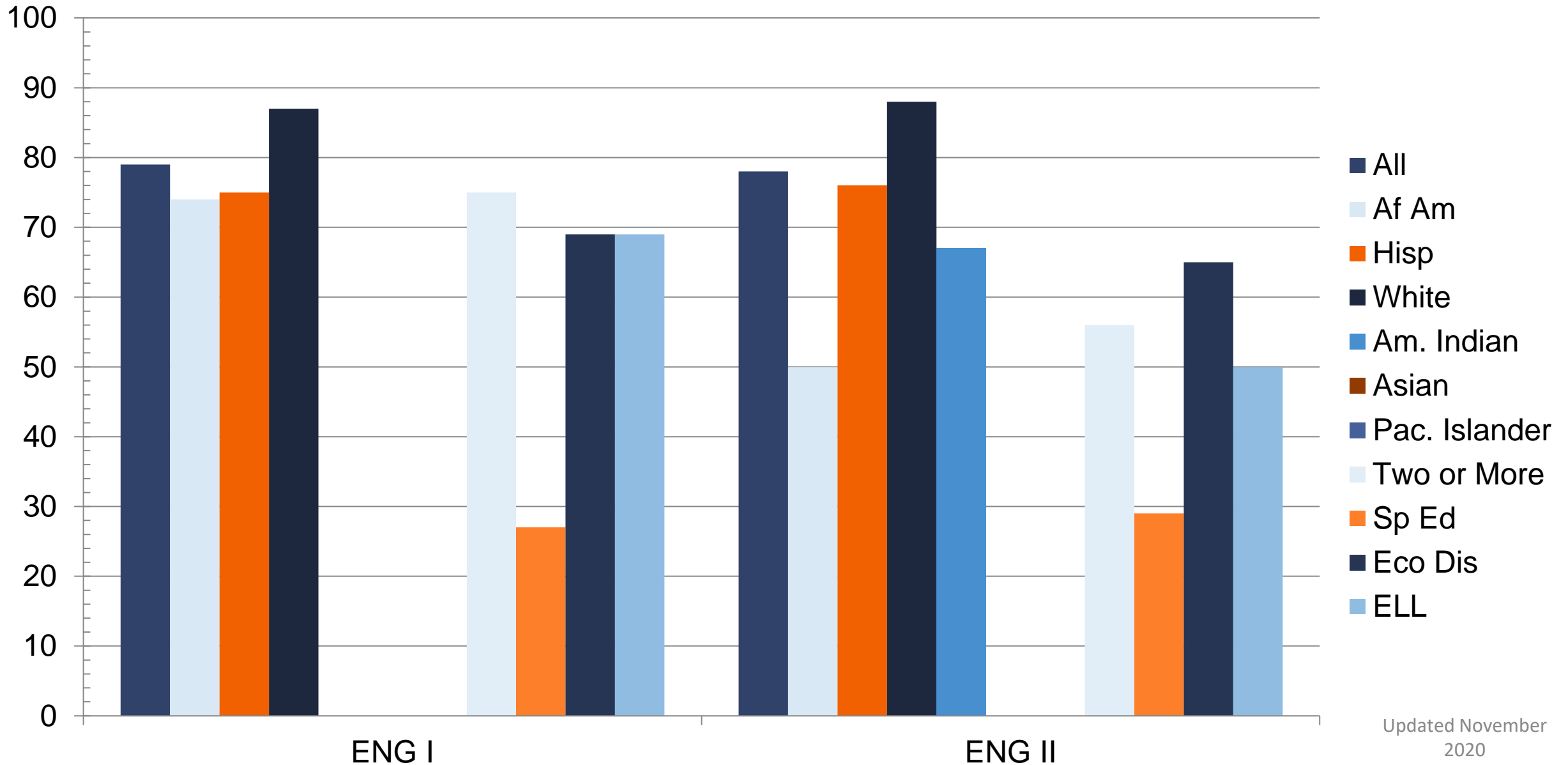
2019 STAAR 3-8 Reading Performance

Percent at Meets Grade Level or Above



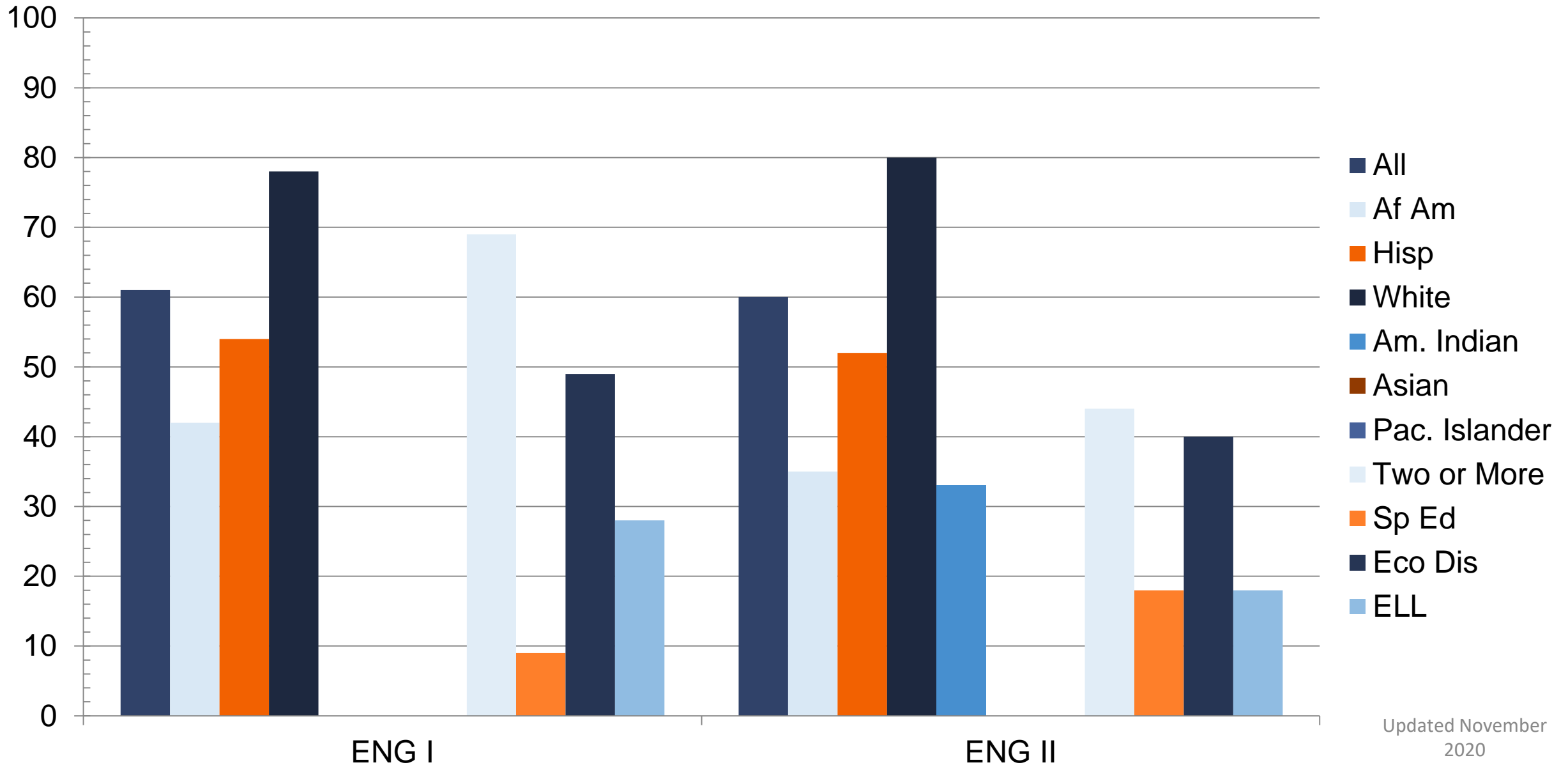
2019 STAAR End-of-Course: English Language Arts

Percent at Approaches Grade Level or Above



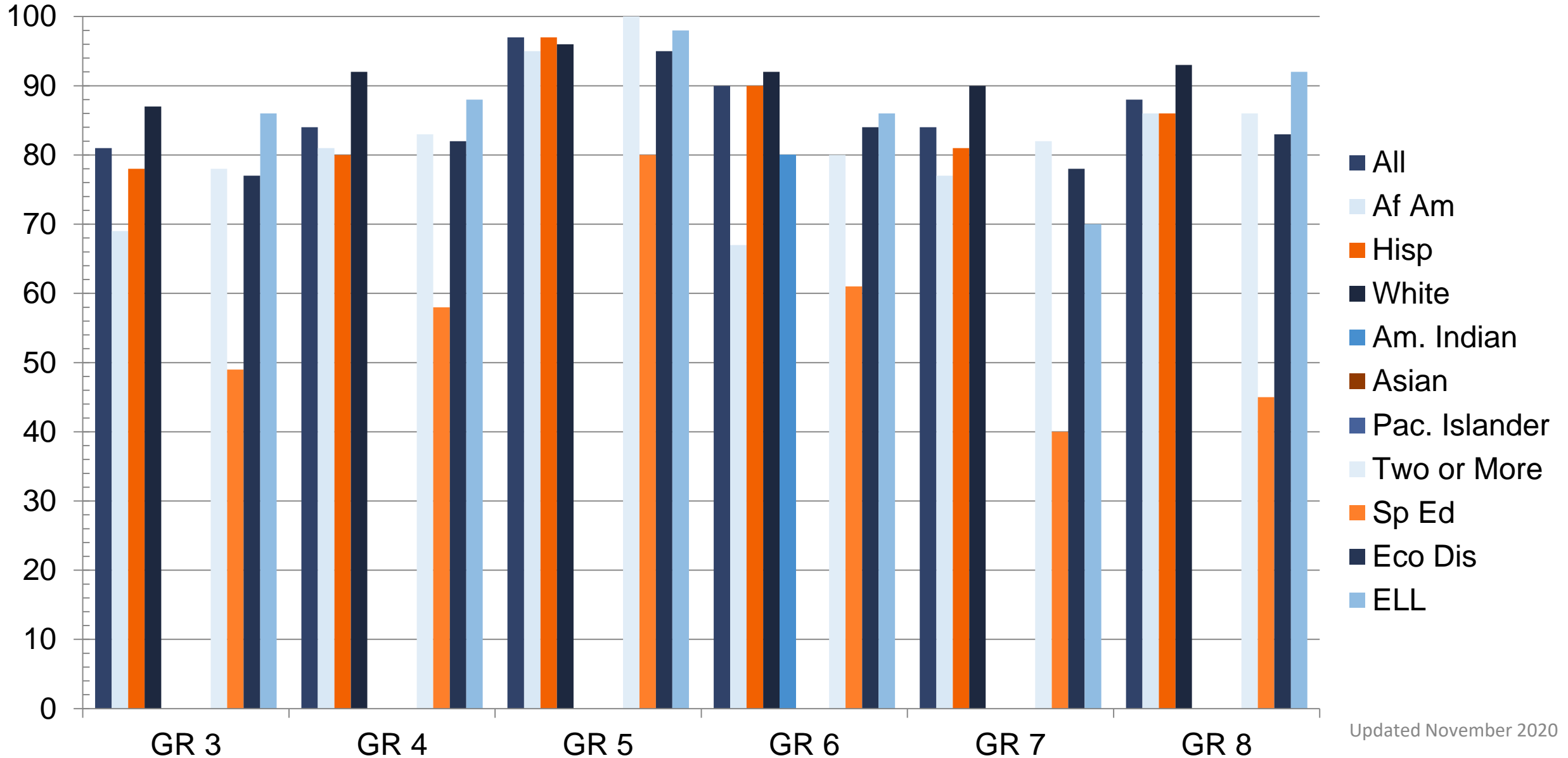
2019 STAAR End-of-Course: English Language Arts

Percent at Meets Grade Level or Above



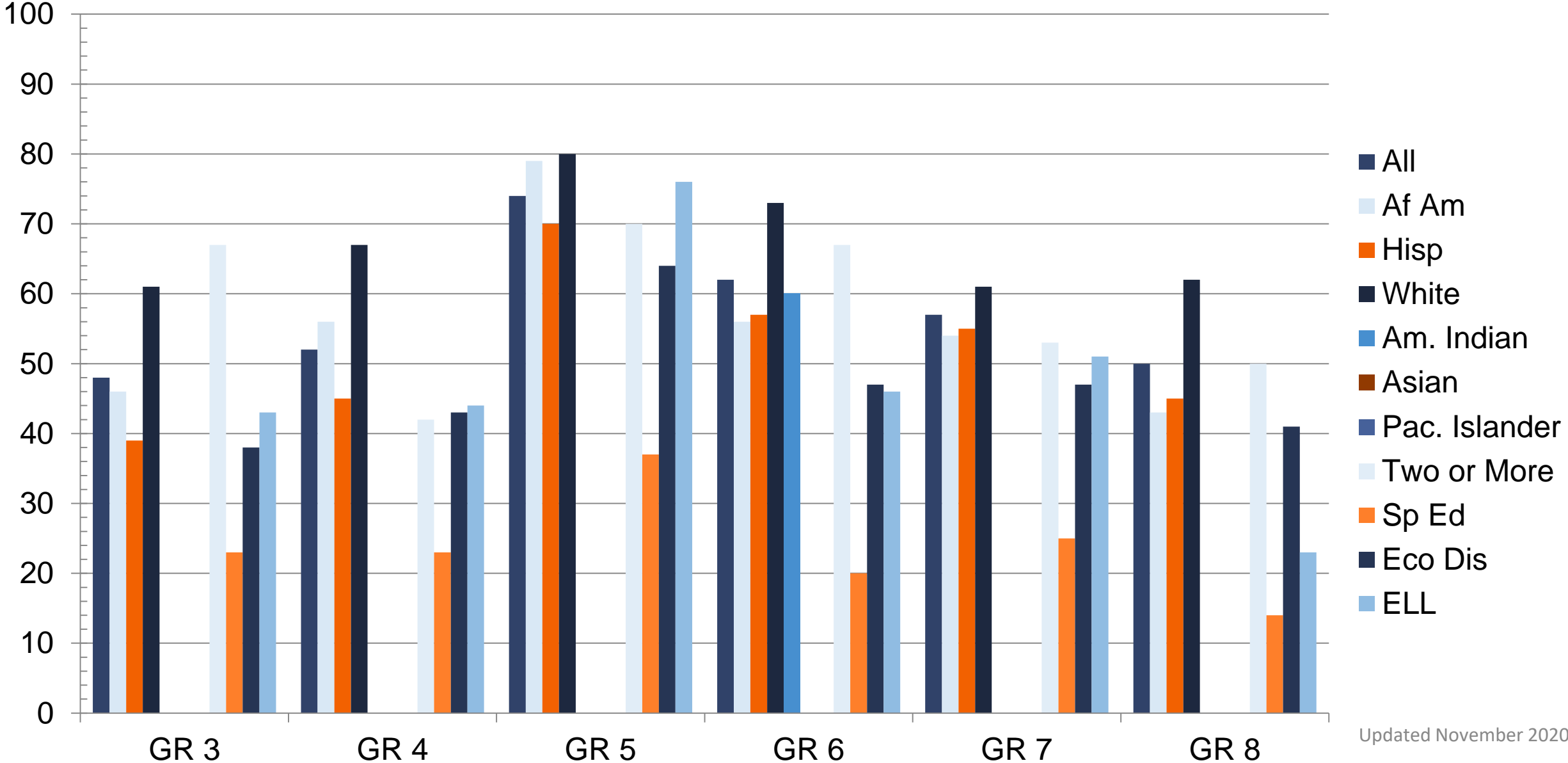
2019 STAAR 3-8 Mathematics Performance

Percent at Approaches Grade Level or Above



2019 STAAR 3-8 Mathematics Performance

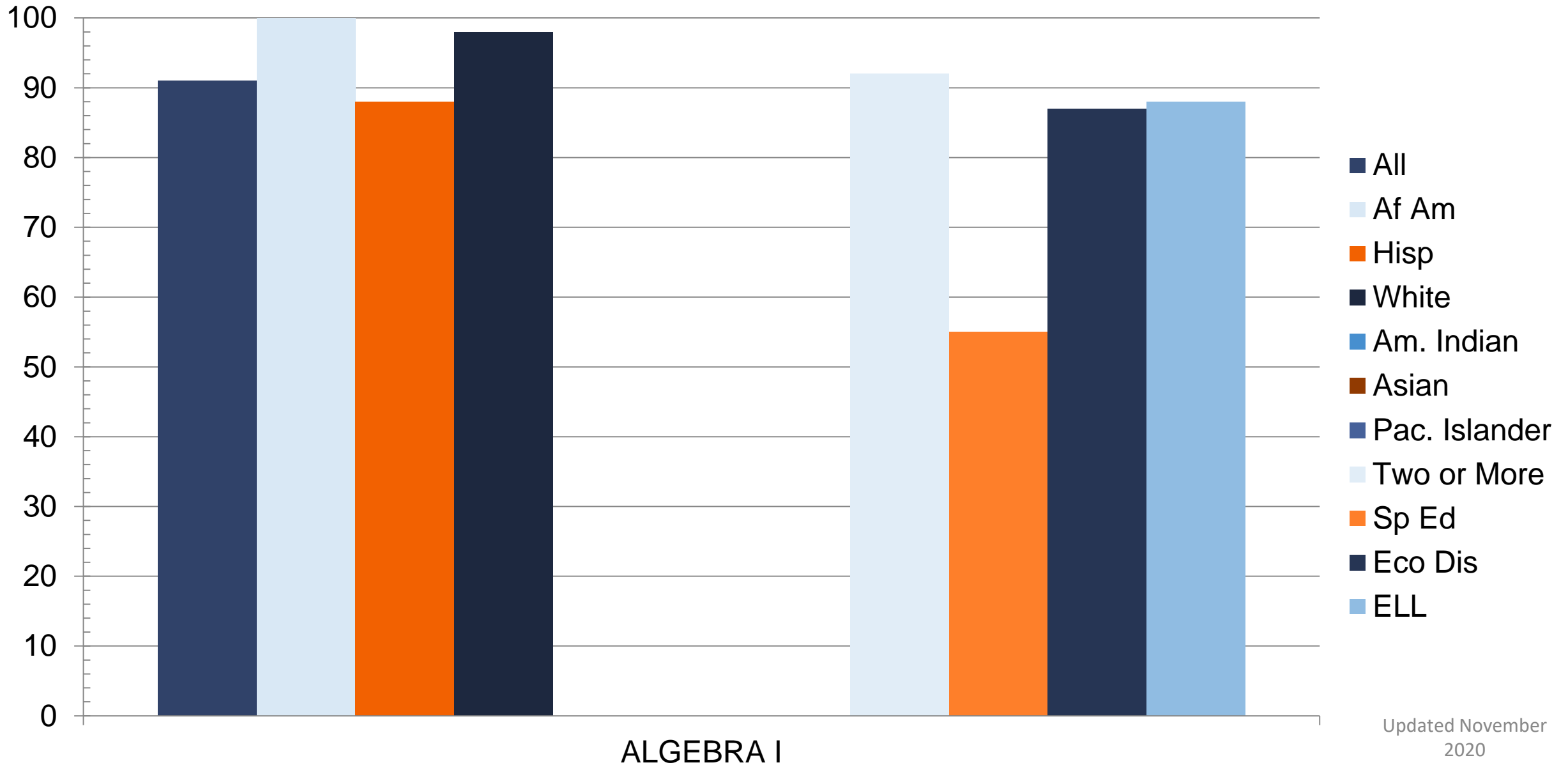
Percent at Meets Grade Level or Above



Updated November 2020

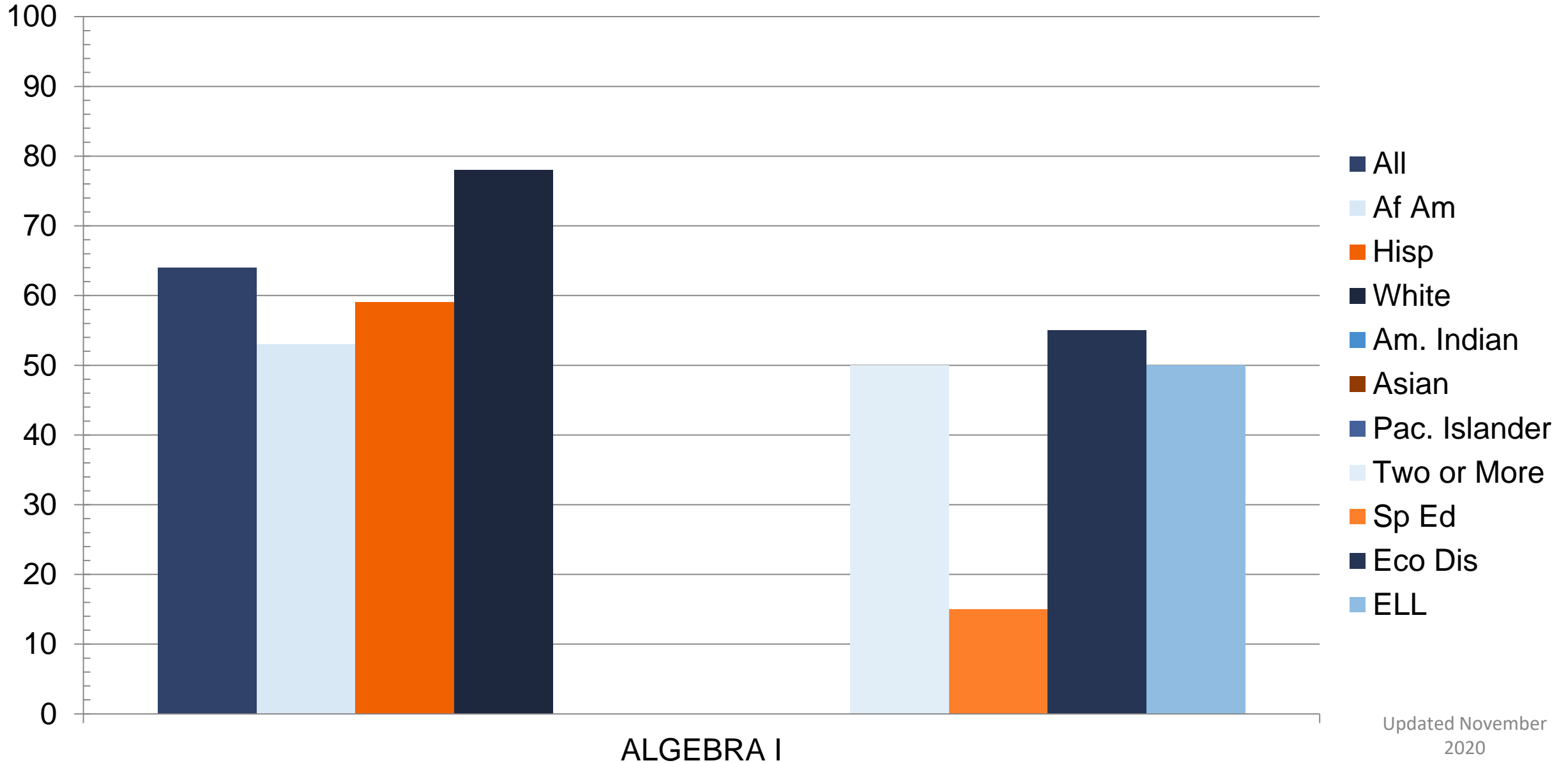
2019 STAAR End-of-Course: Mathematics

Percent at Approaches Grade Level or Above



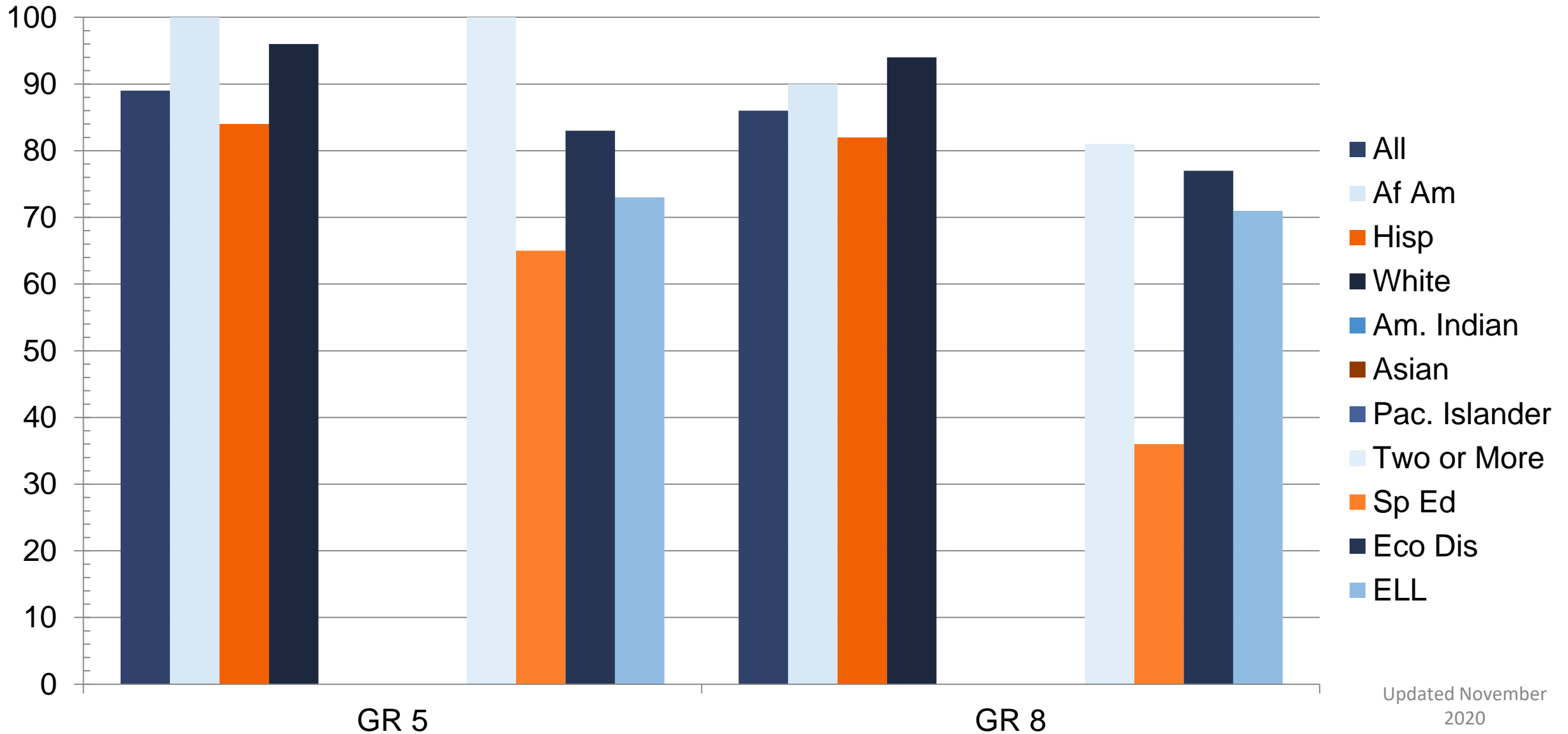
2019 STAAR End-of-Course: Mathematics

Percent at Meets Grade Level or Above



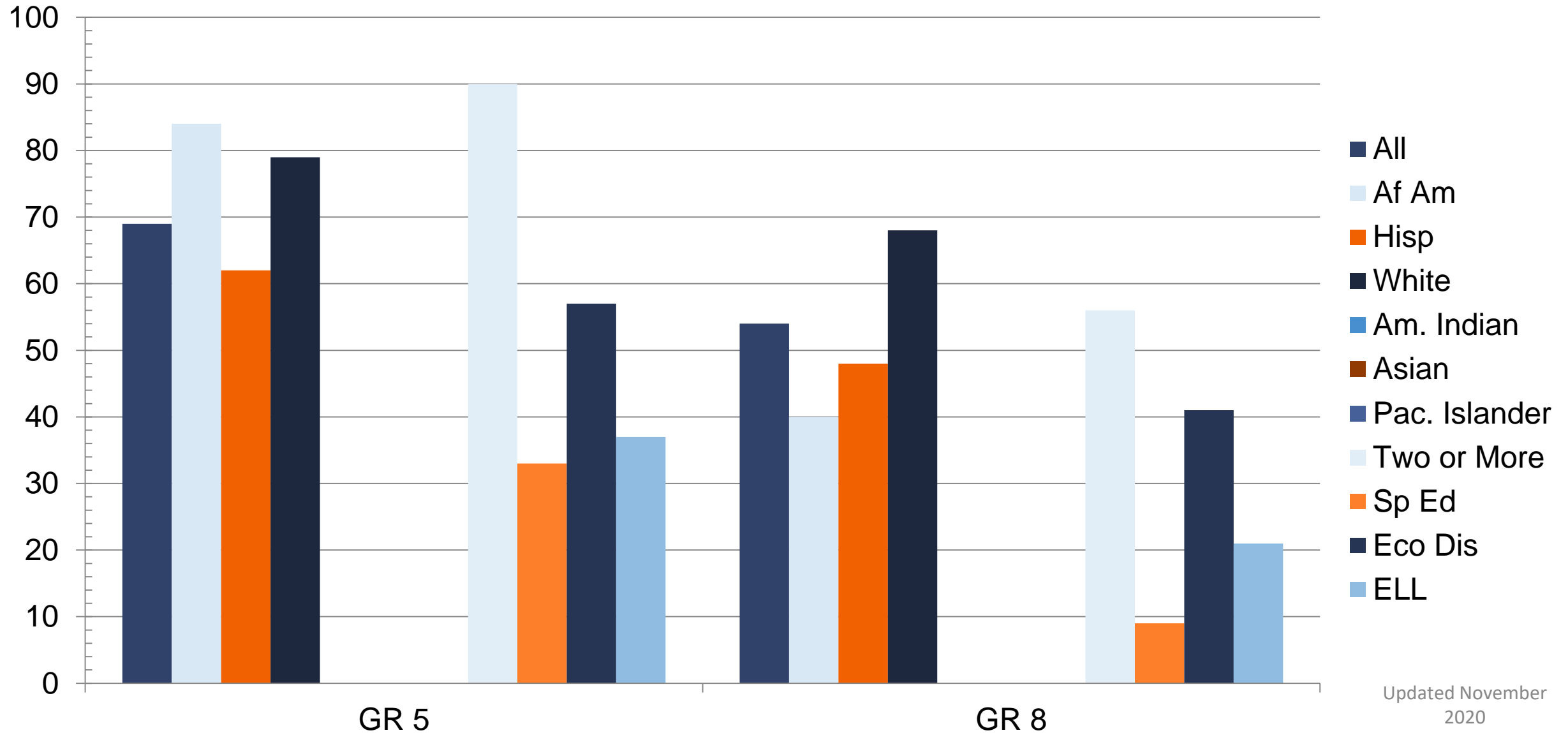
2019 STAAR 3-8 Science Performance

Percent at Approaches Grade Level or Above



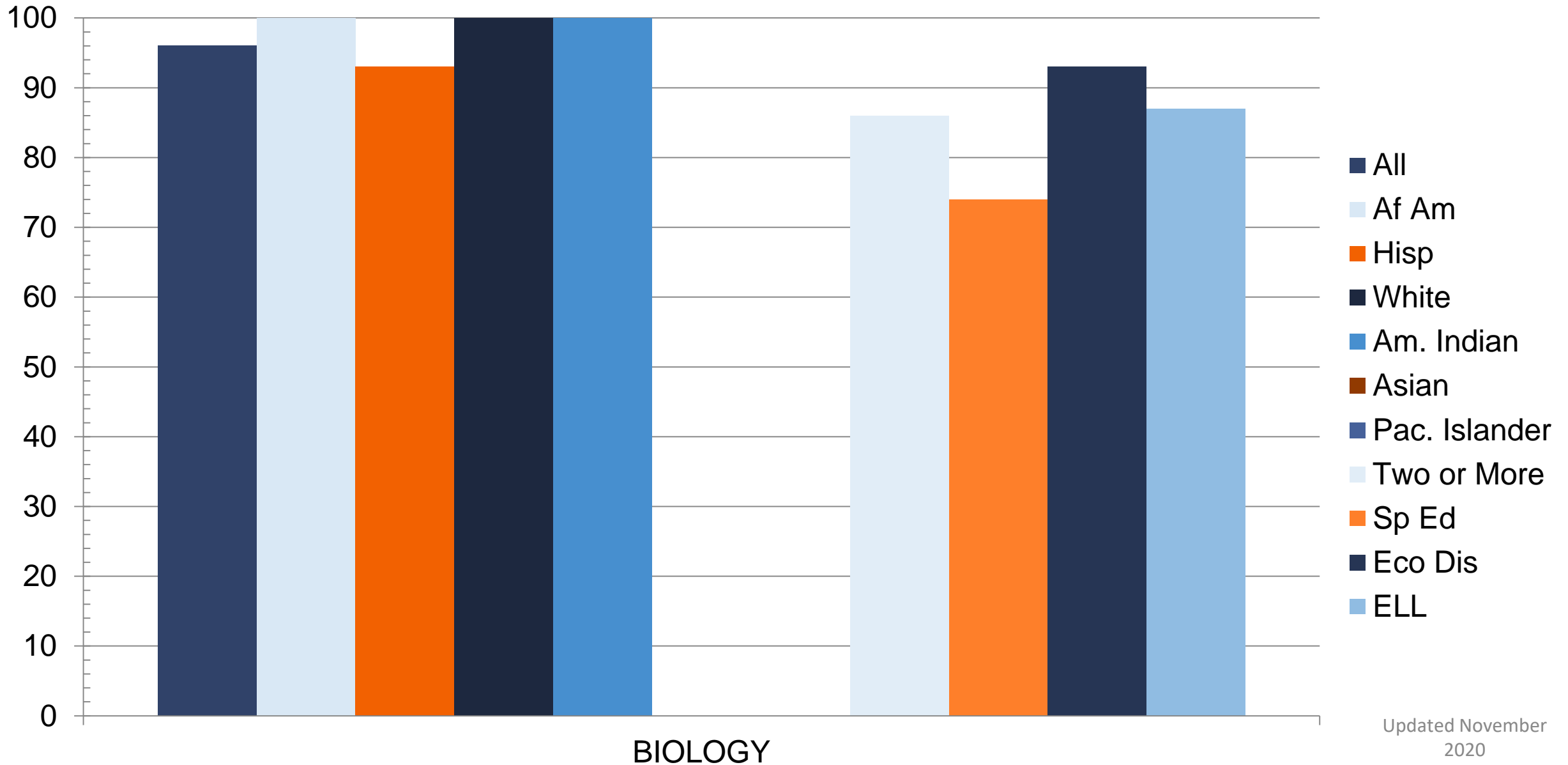
2019 STAAR 3-8 Science Performance

Percent at Meets Grade Level or Above



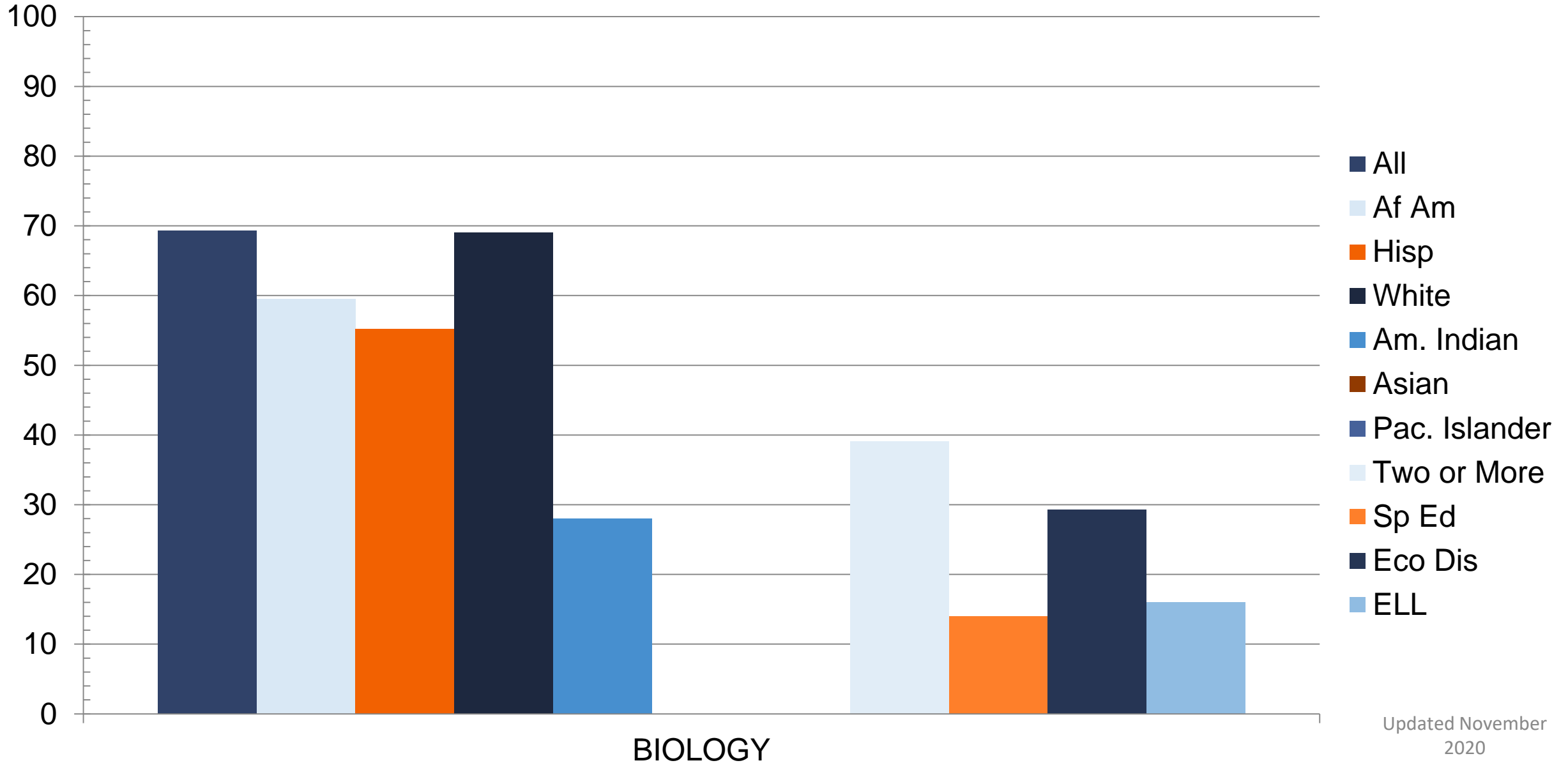
2019 STAAR End-of-Course: Biology

Percent at Approaches Grade Level or Above



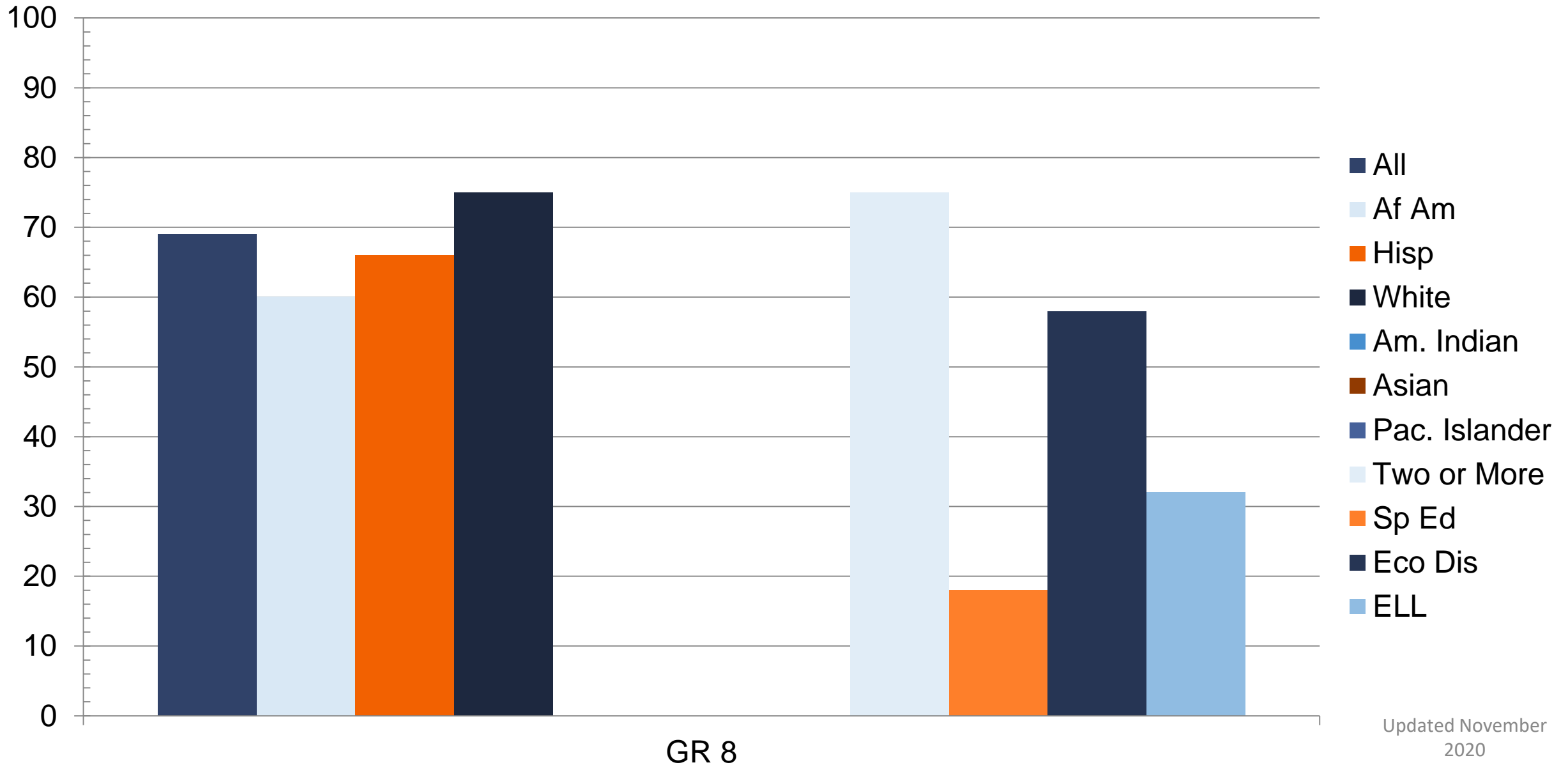
2019 STAAR End-of-Course: Biology

Percent at Meets Grade Level or Above



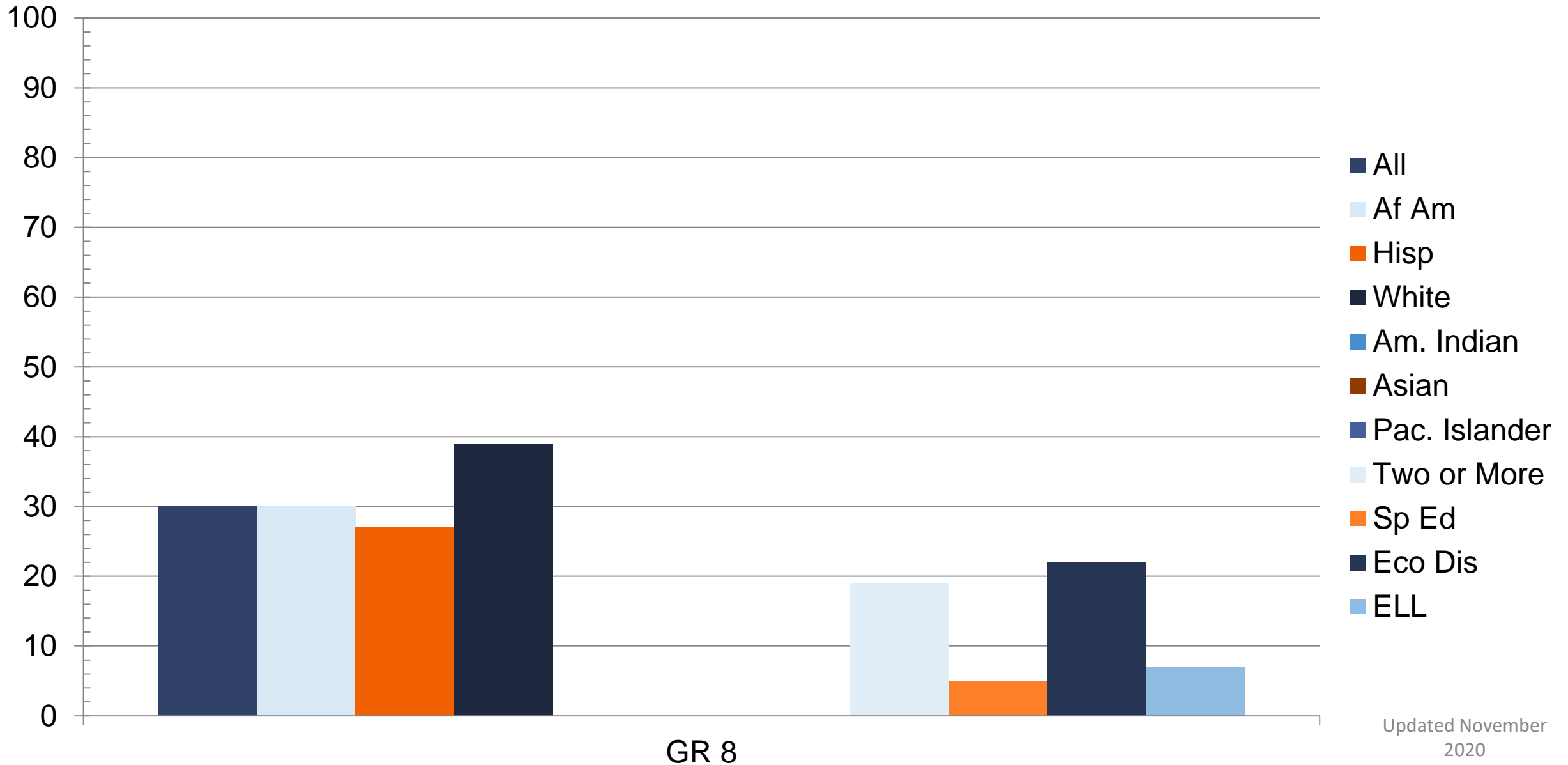
2019 STAAR 3-8 Social Studies Performance

Percent at Approaches Grade Level or Above



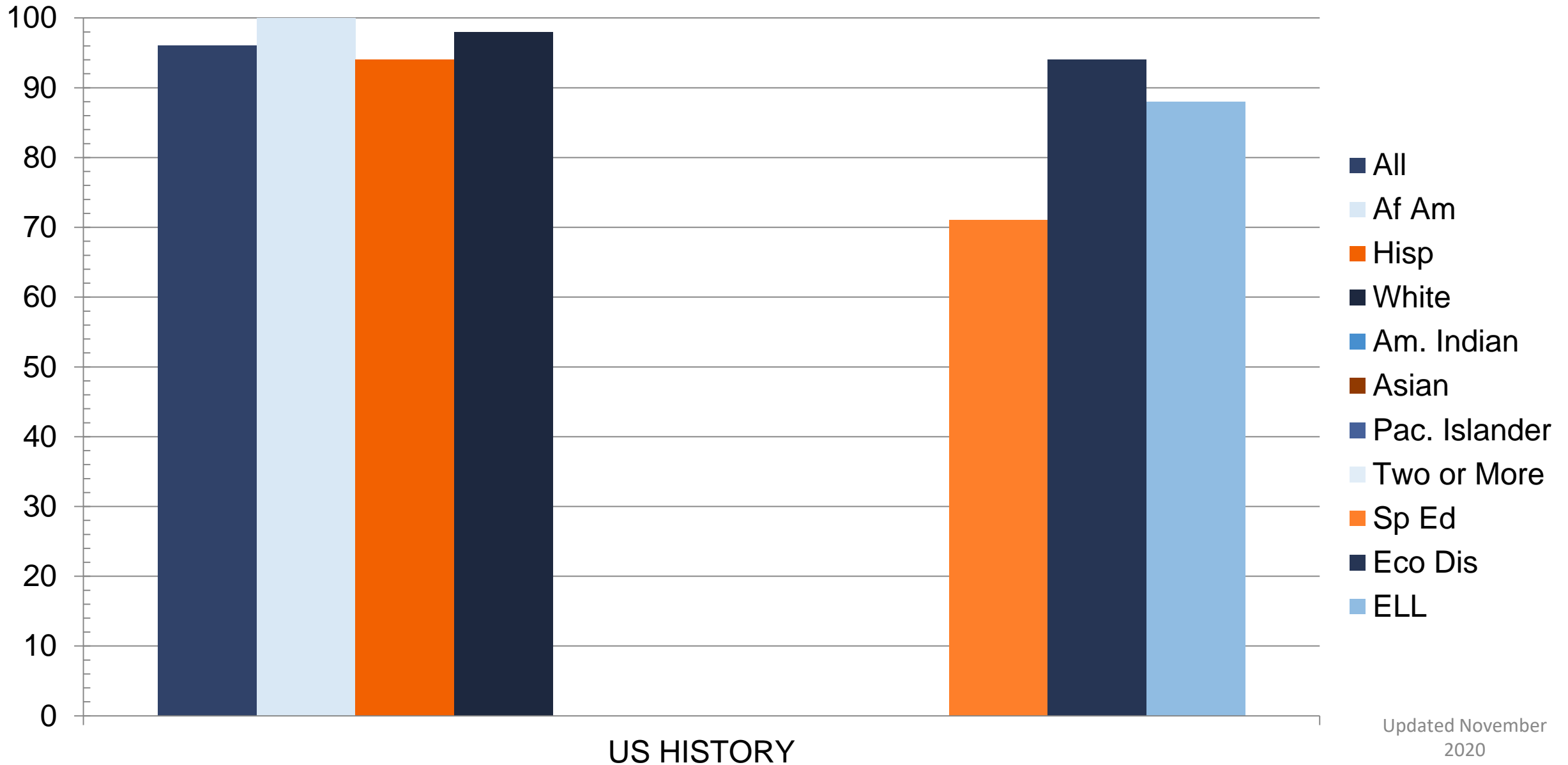
2019 STAAR 3-8 Social Studies Performance

Percent at Meets Grade Level or Above



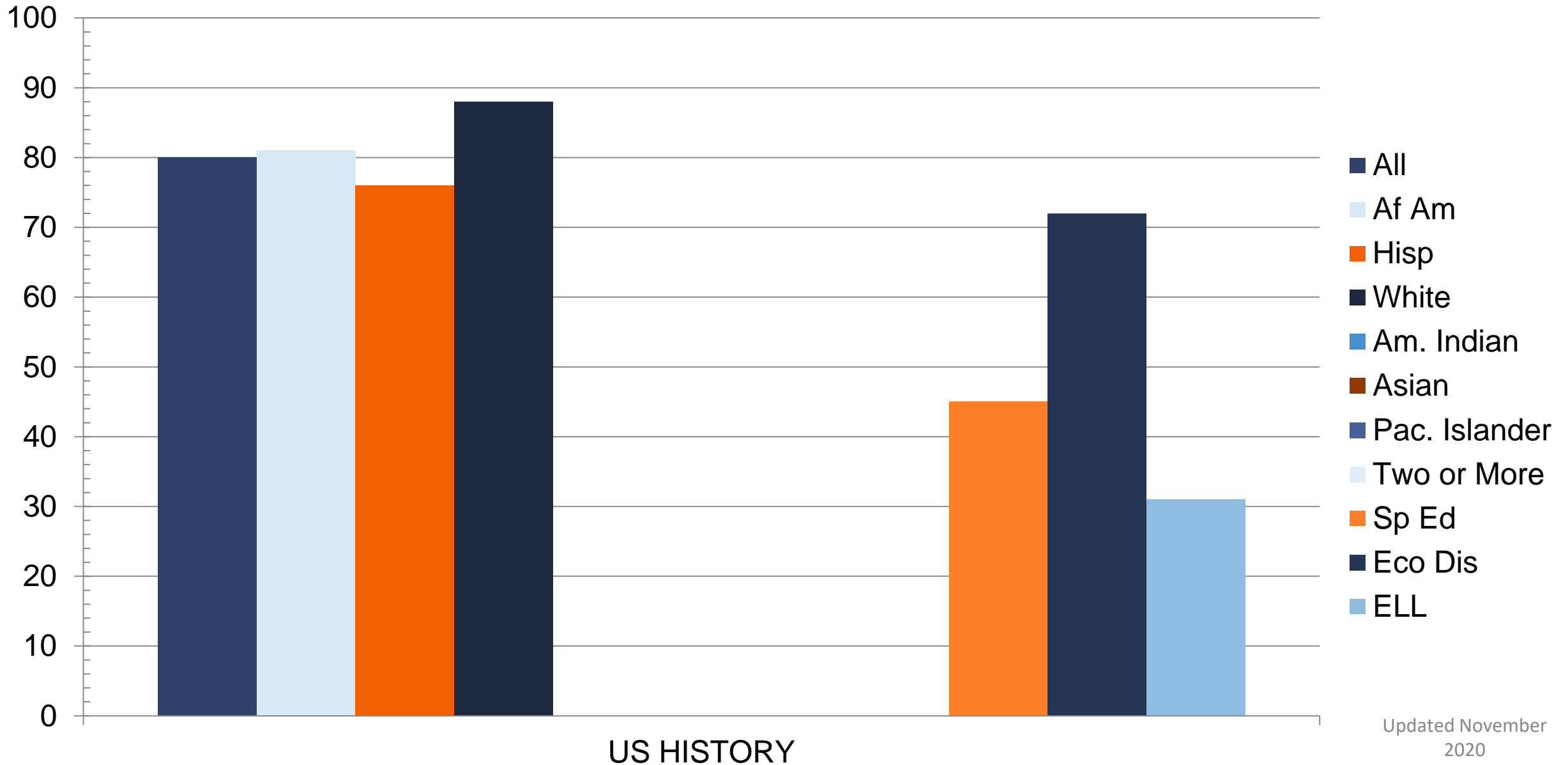
2019 STAAR End-of-Course: U.S. History

Percent at Approaches Grade Level or Above



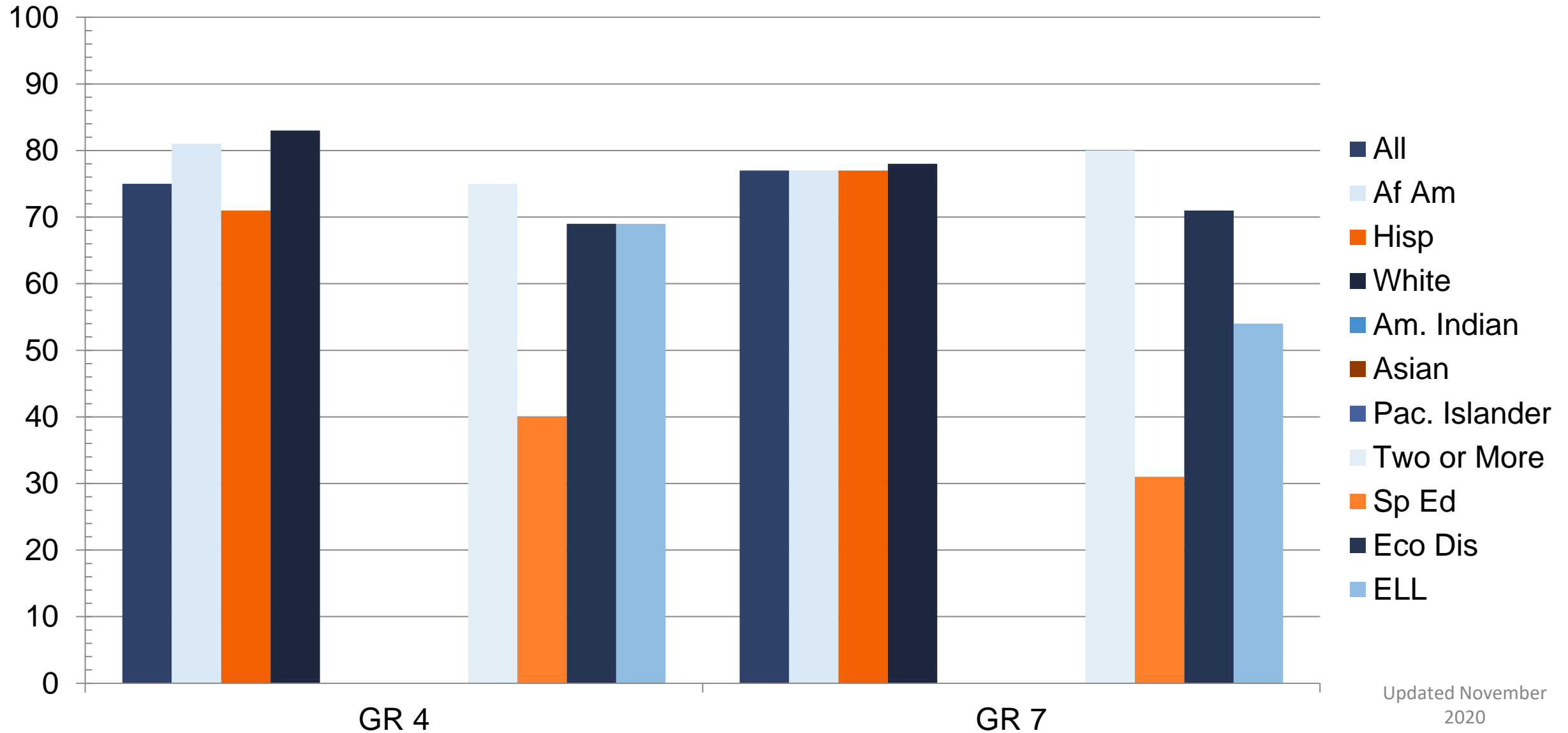
2019 STAAR End-of-Course: U.S. History

Percent at Meets Grade Level or Above



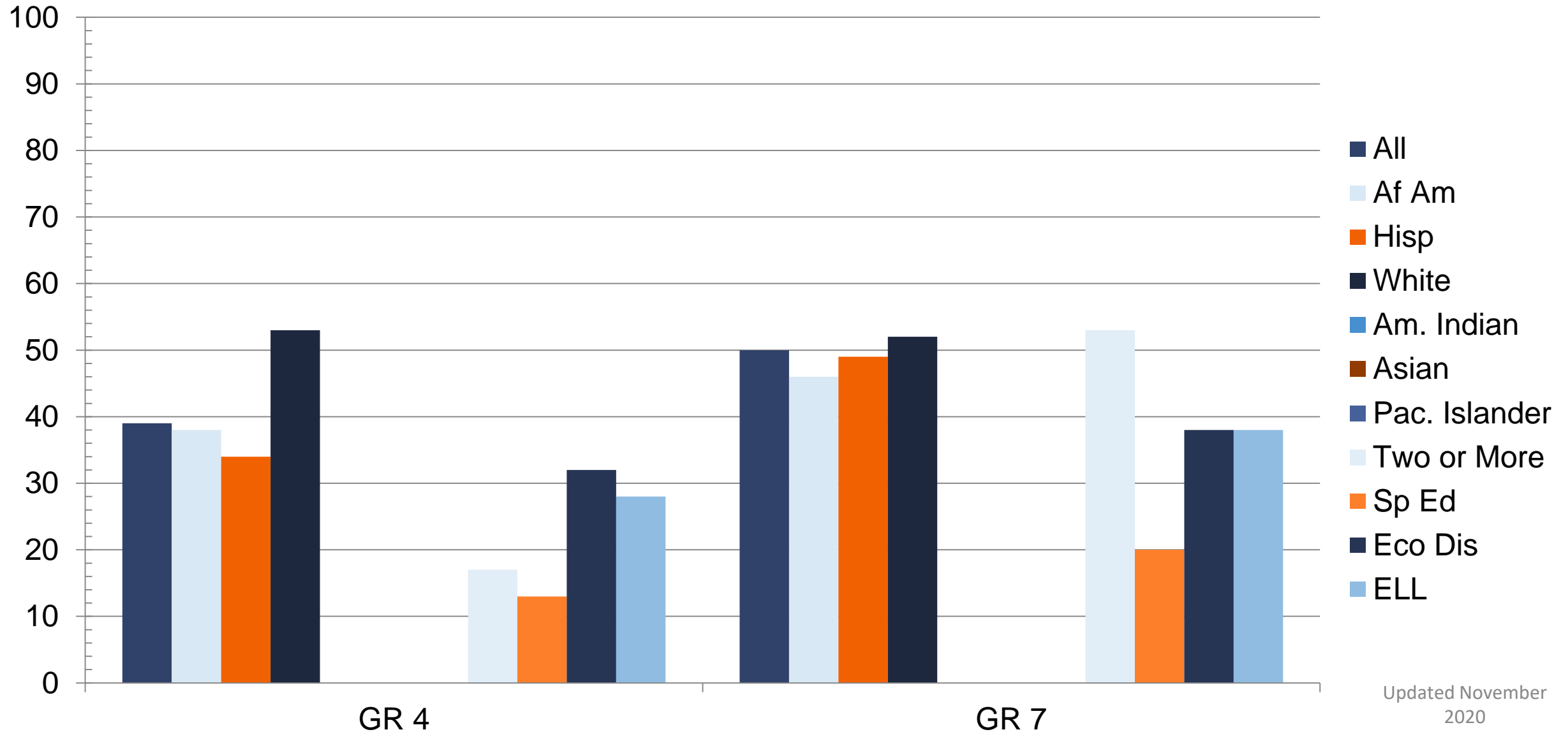
2019 STAAR 3-8 Writing Performance

Percent at Approaches Grade Level or Above



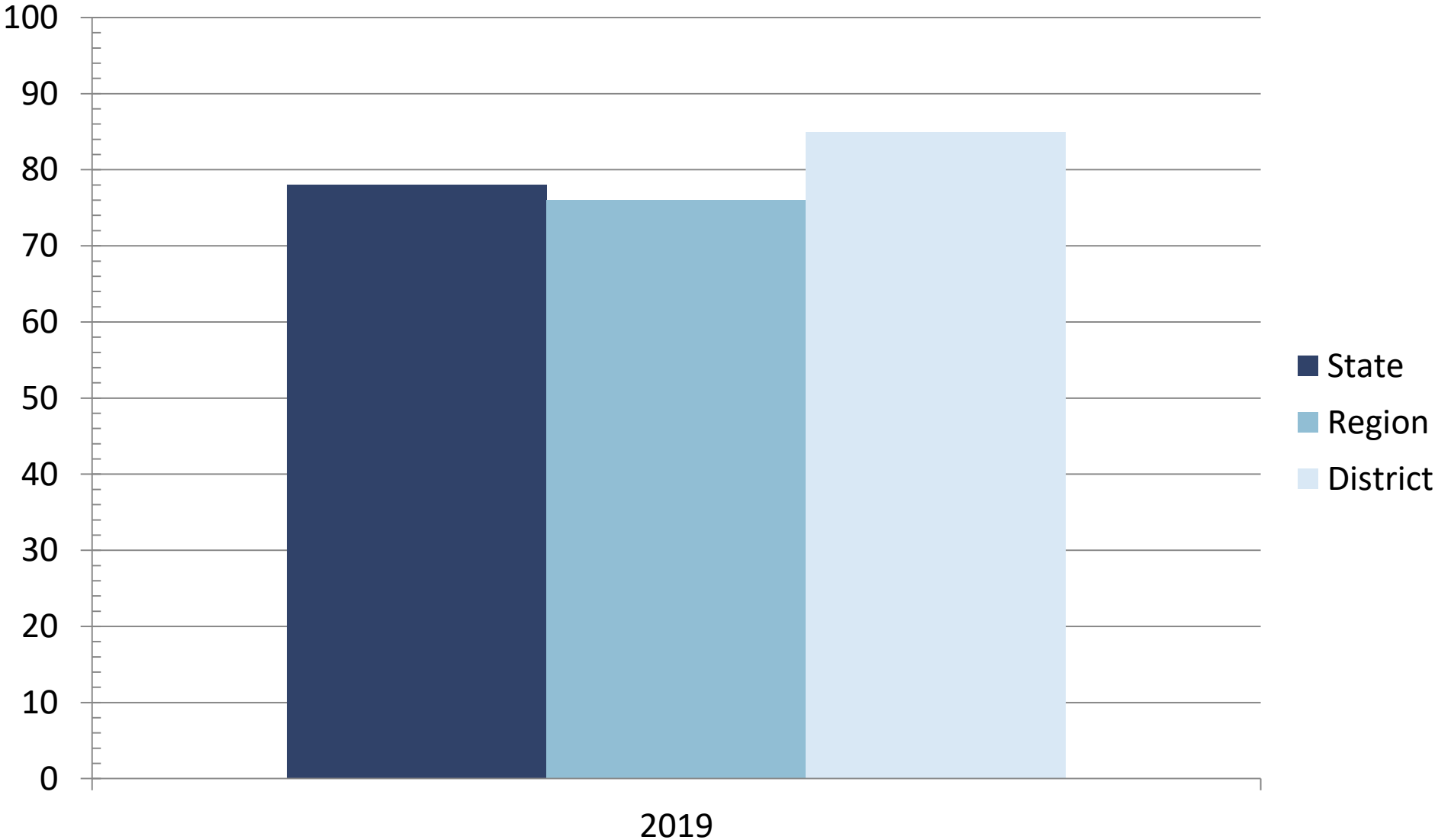
2019 STAAR 3-8 Writing Performance

Percent at Meets Grade Level or Above



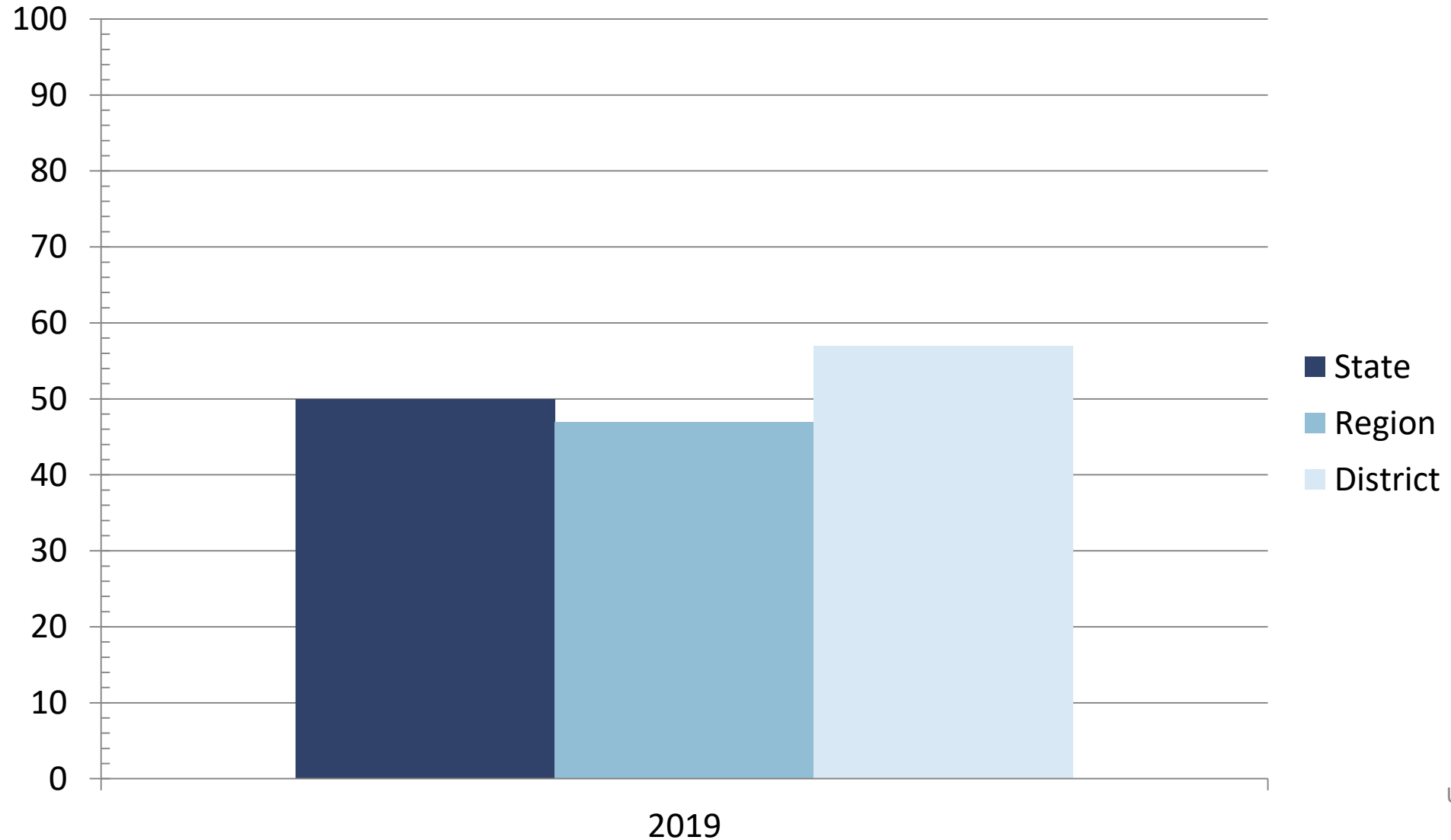
STAAR Percent at Approaches Grade Level or Above

All Grades, All Subjects



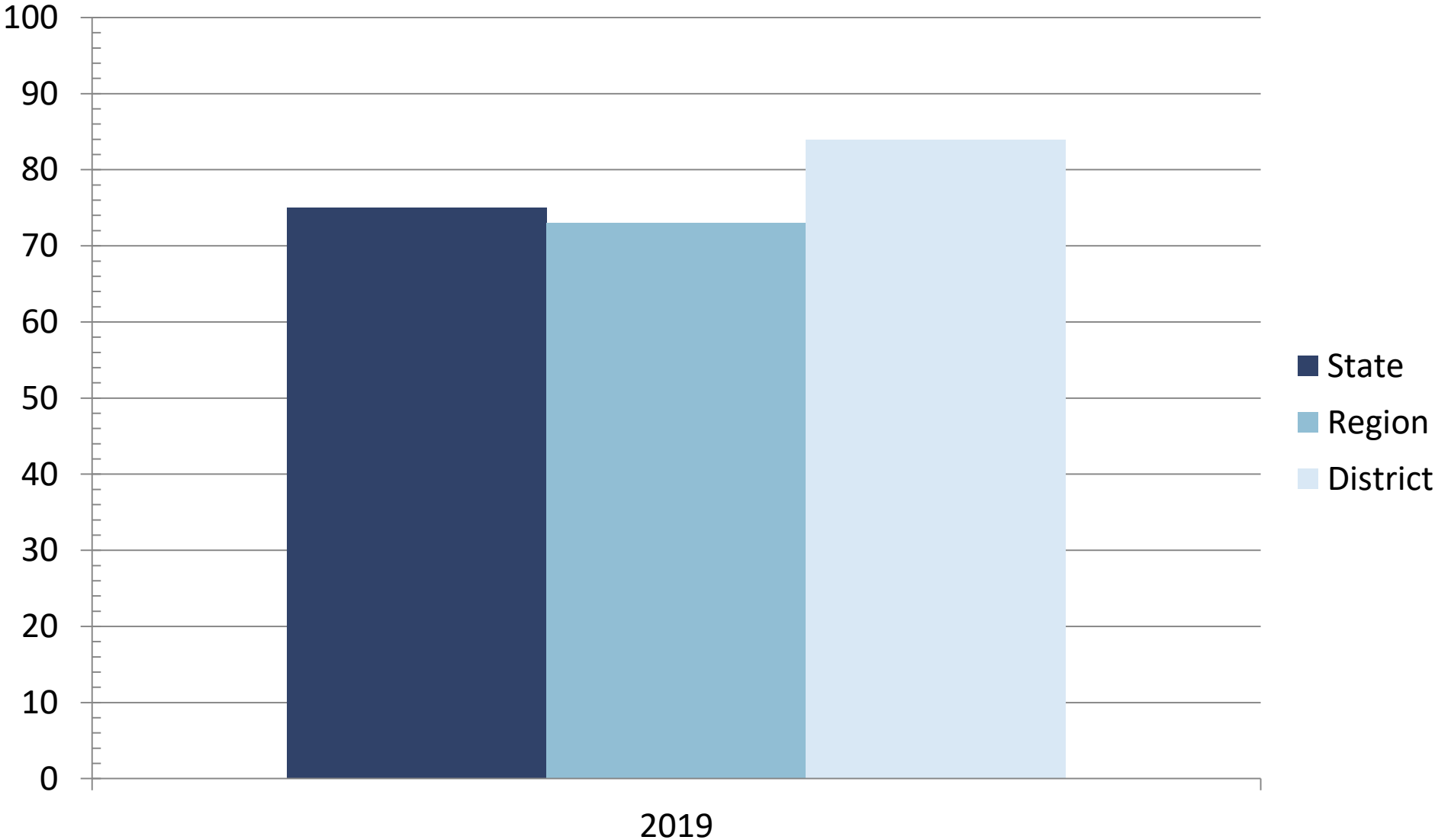
STAAR Percent at Meets Grade Level or Above

All Grades, All Subjects



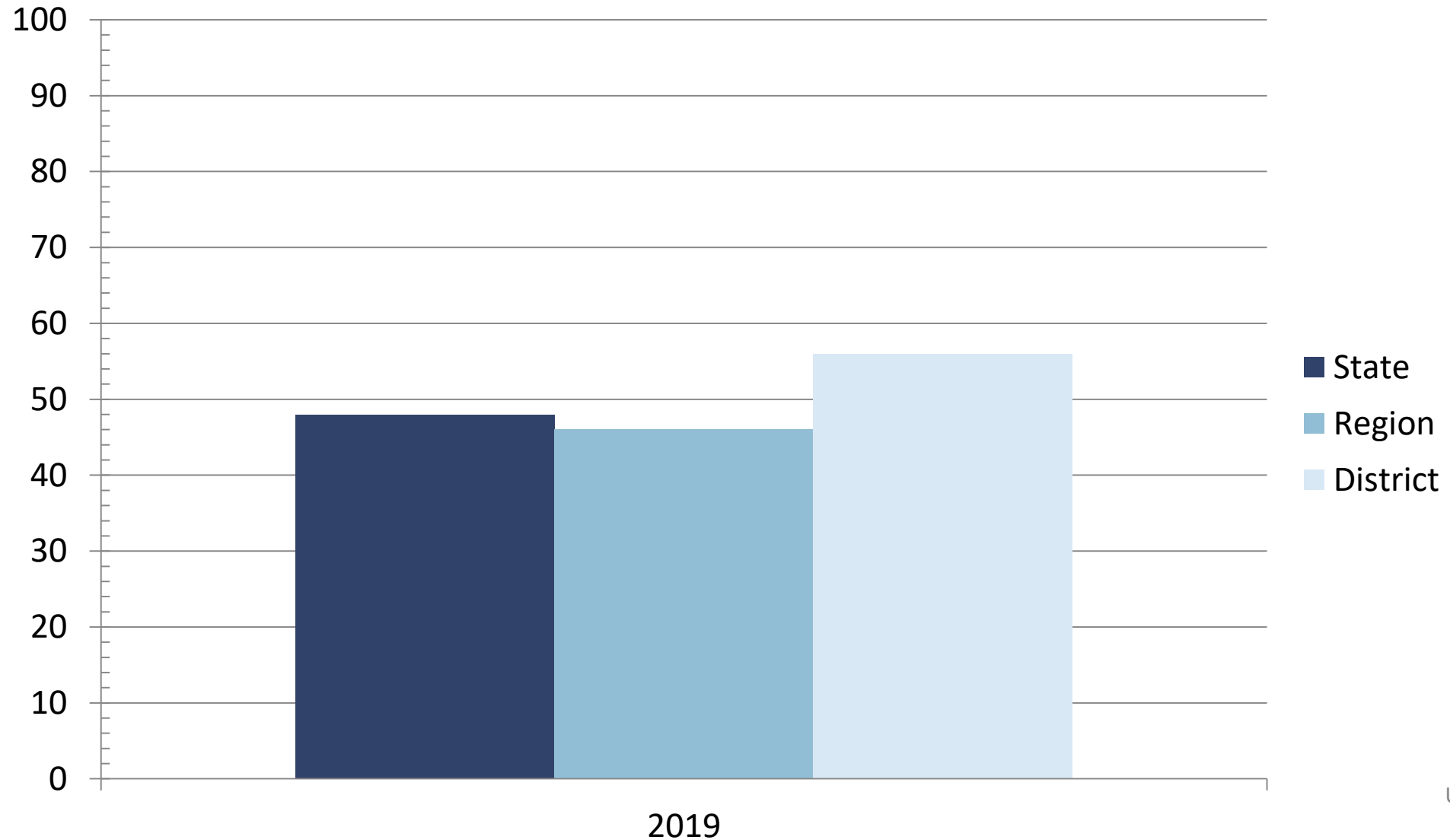
STAAR Percent at Approaches Grade Level or Above

All Grades, ELA/Reading



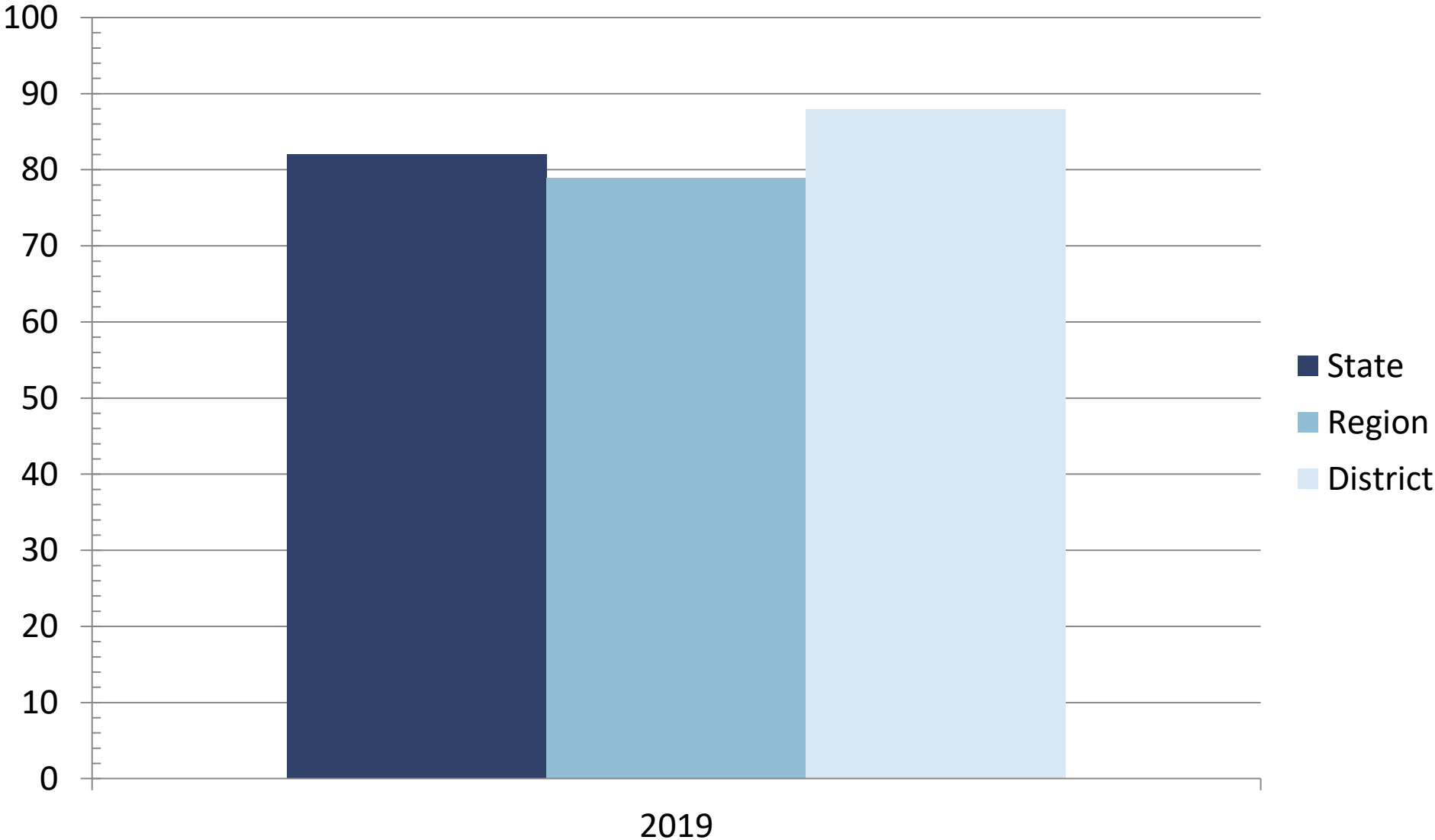
STAAR Percent at Meets Grade Level or Above

All Grades, ELA/Reading



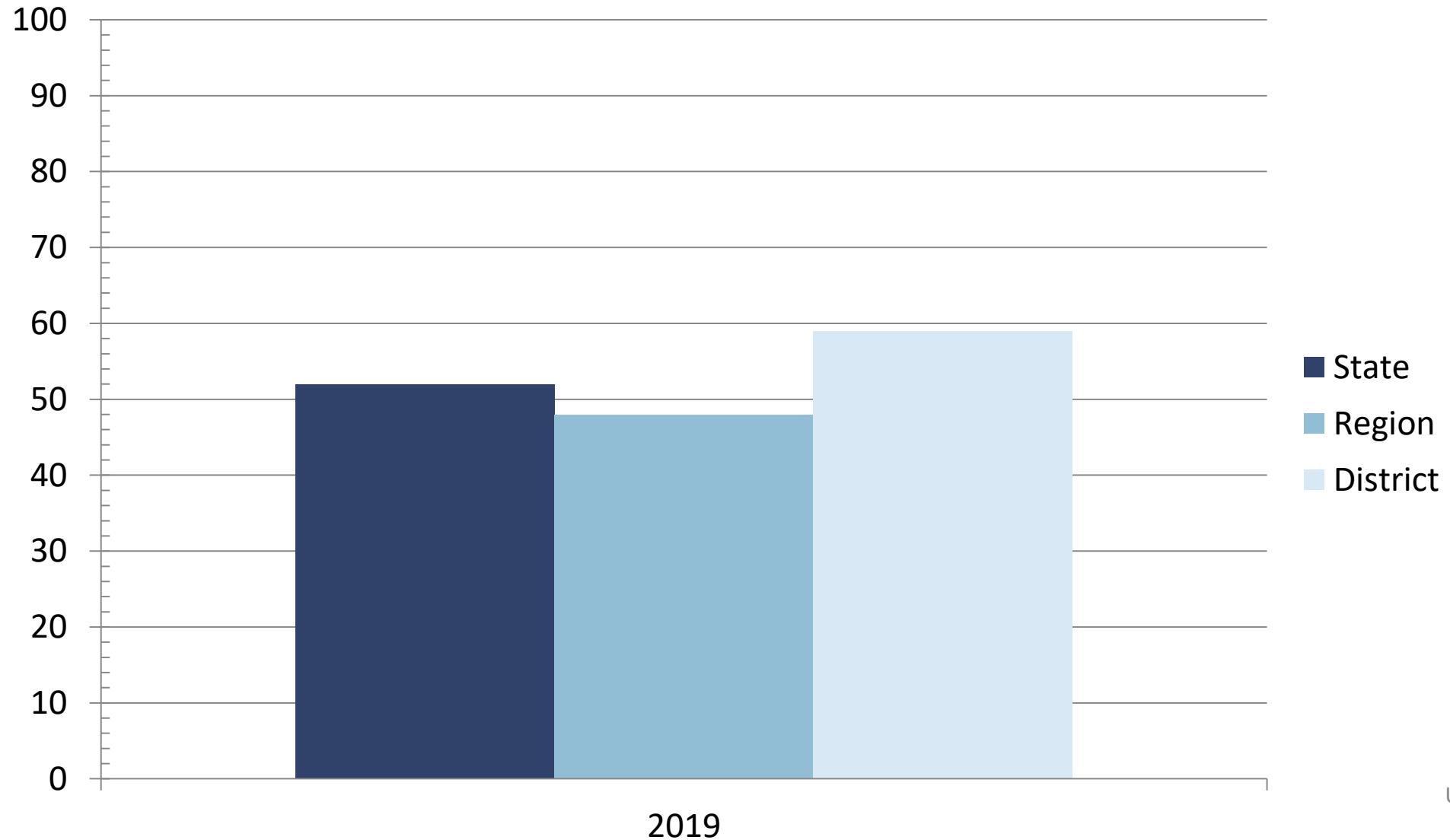
STAAR Percent at Approaches Grade Level or Above

All Grades, Mathematics



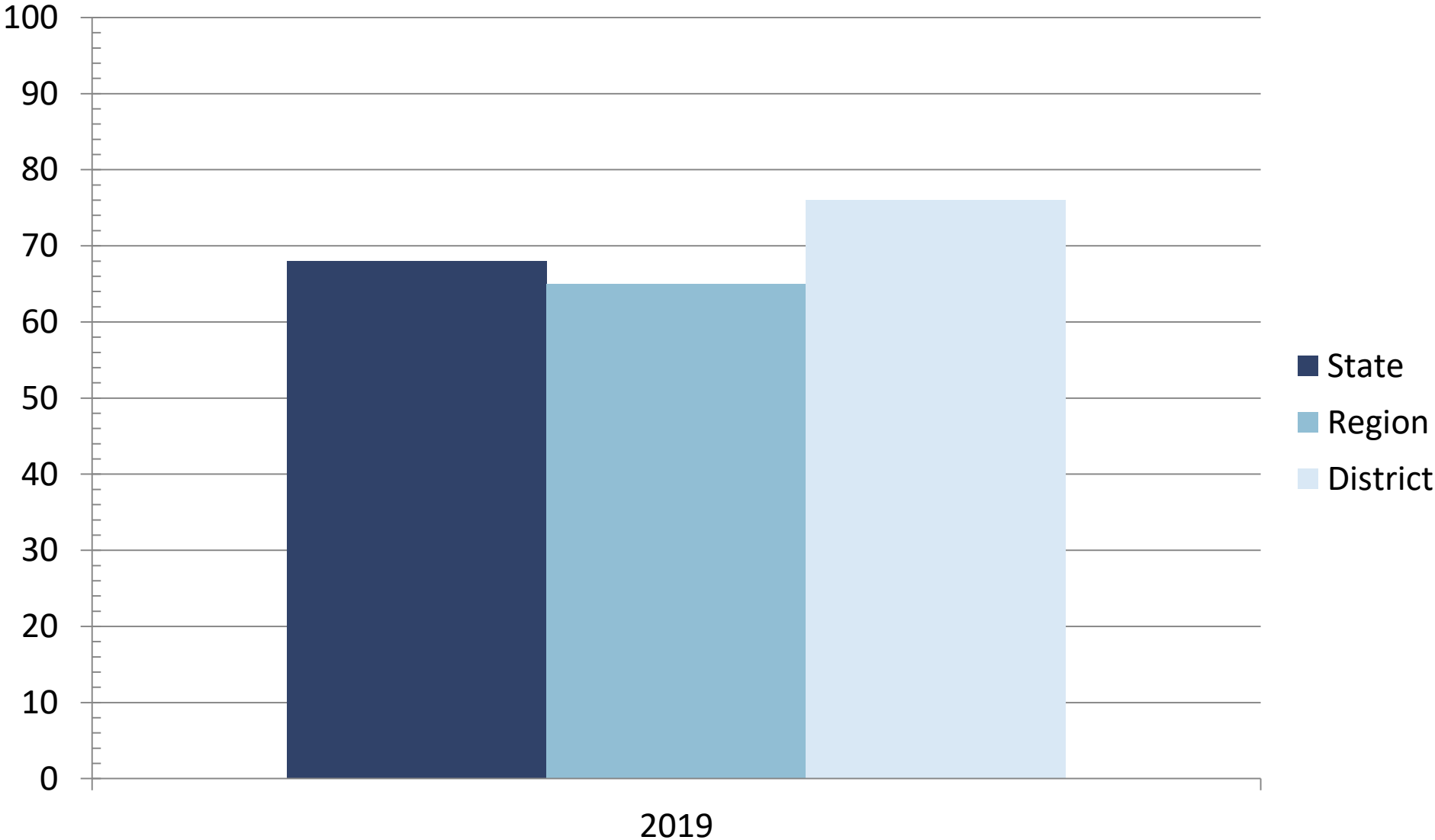
STAAR Percent at Meets Grade Level or Above

All Grades, Mathematics



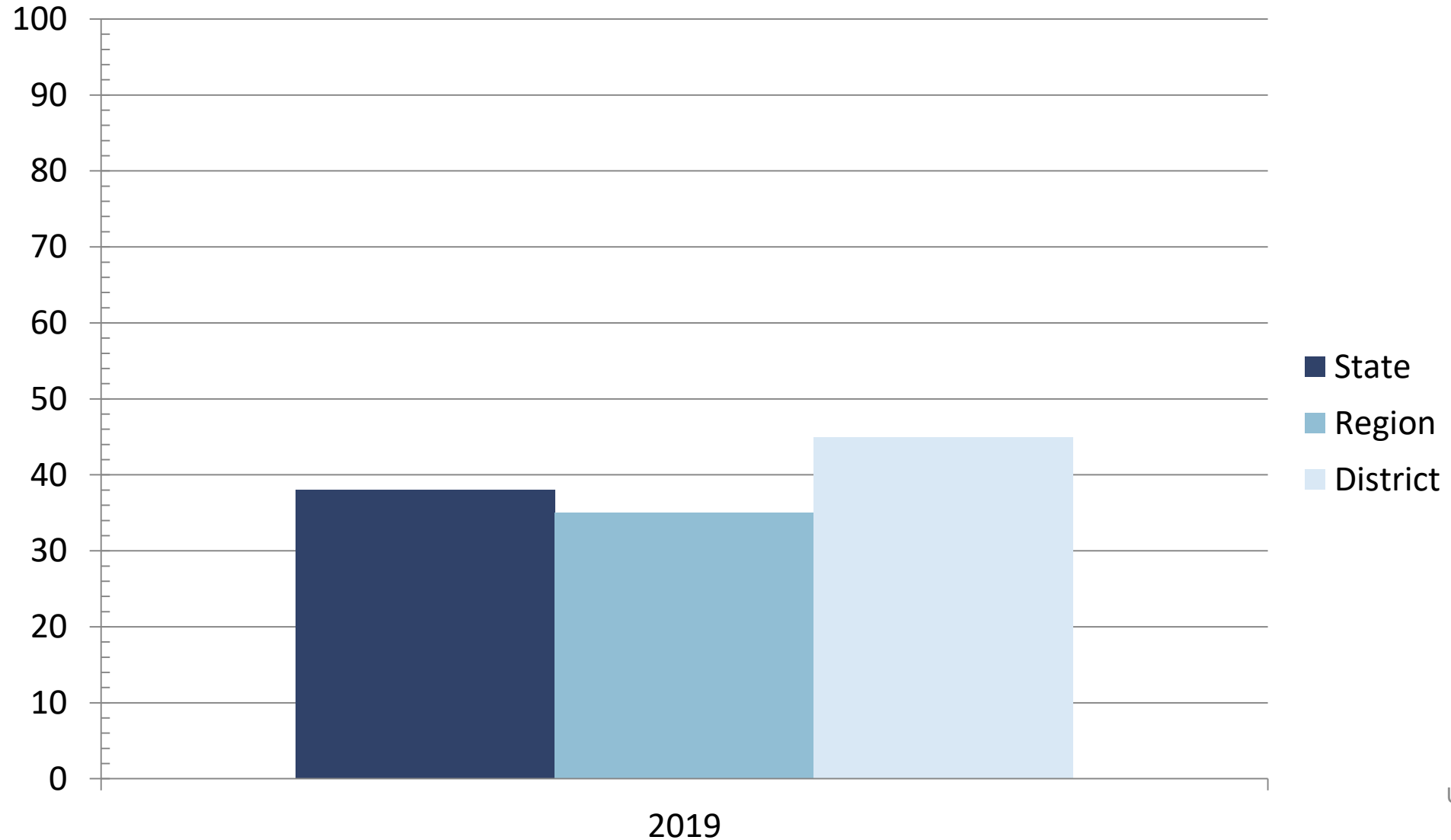
STAAR Percent at Approaches Grade Level or Above

All Grades, Writing



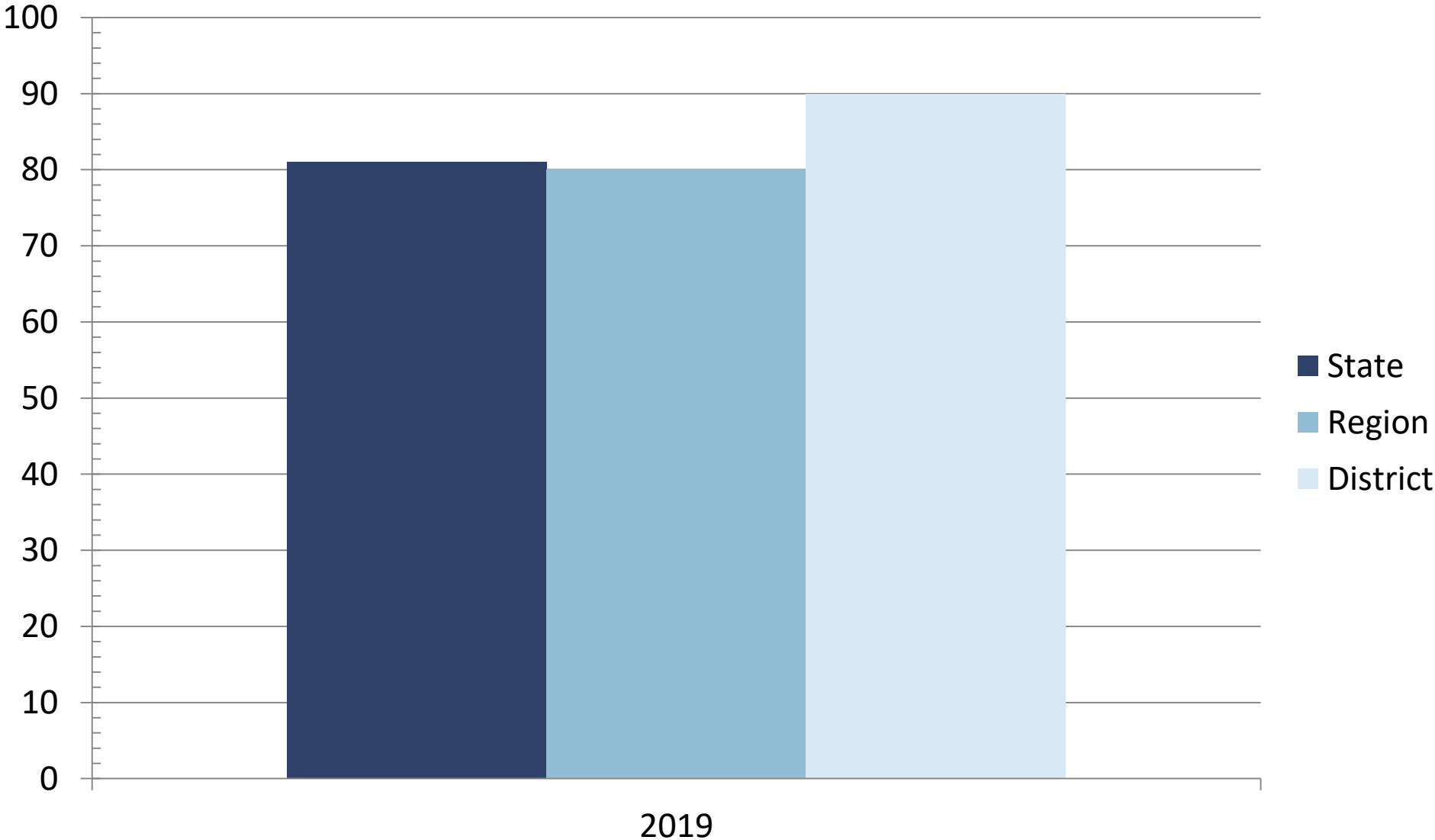
STAAR Percent at Meets Grade Level or Above

All Grades, Writing



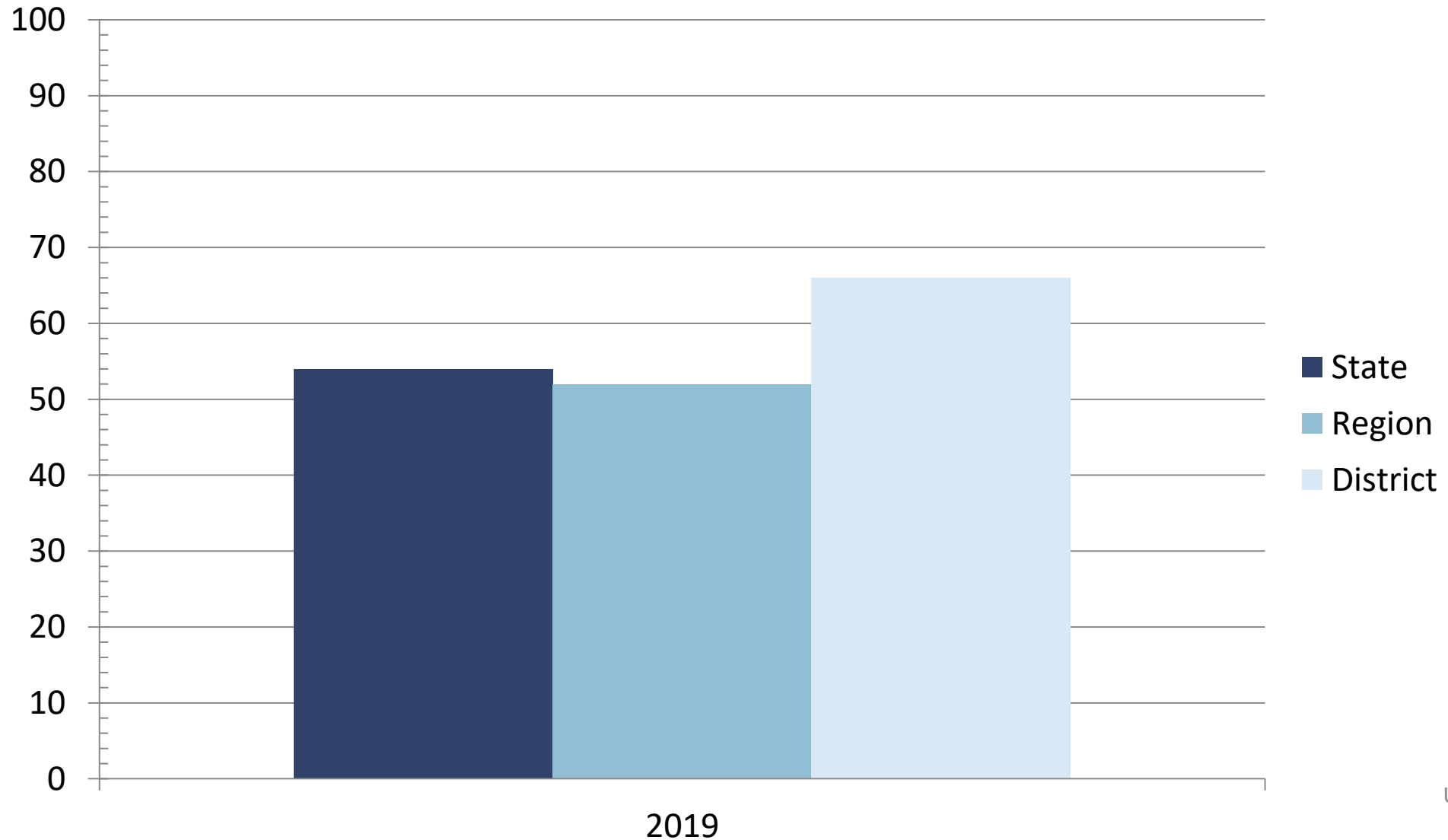
STAAR Percent at Approaches Grade Level or Above

All Grades, Science



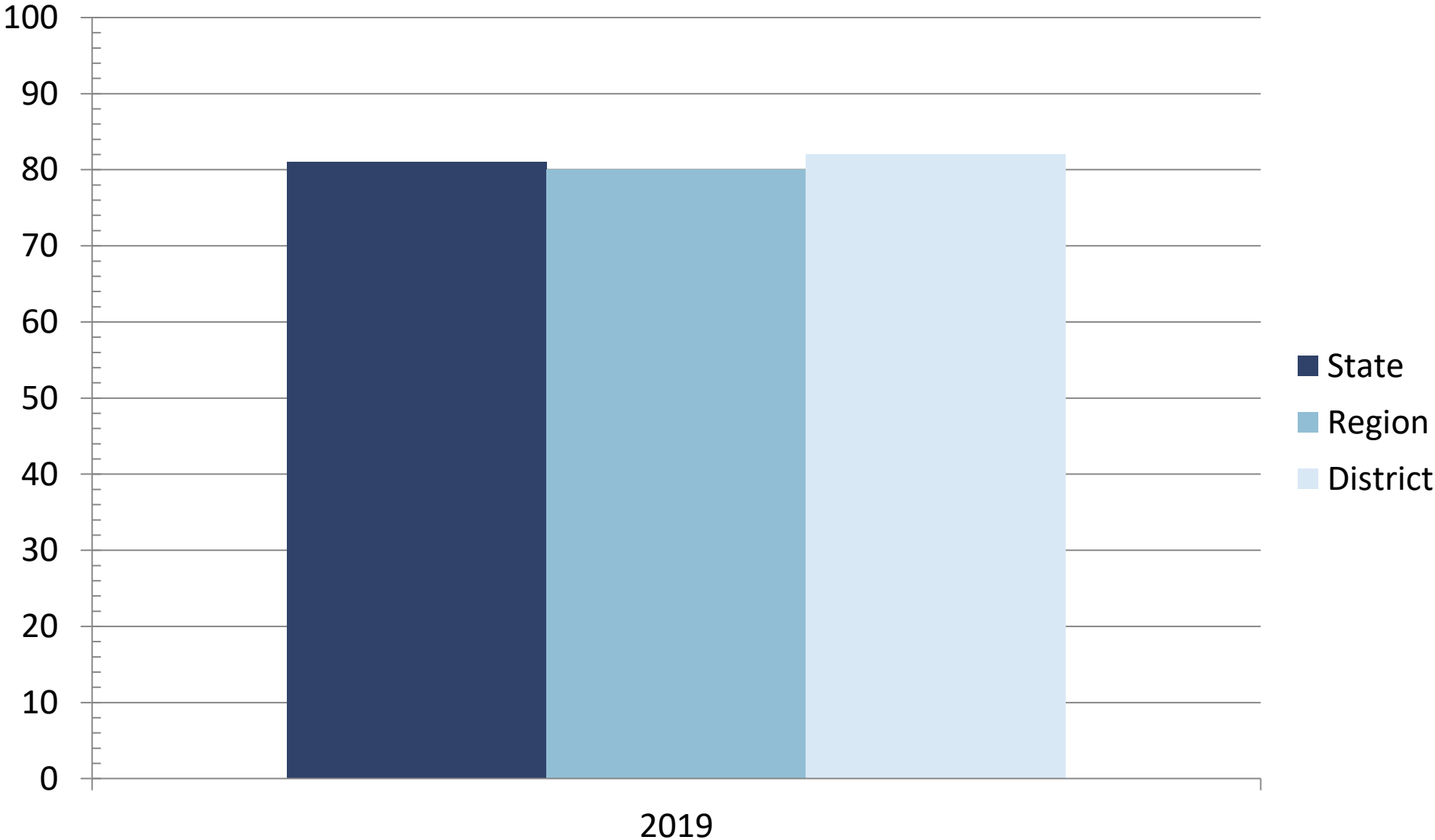
STAAR Percent at Meets Grade Level or Above

All Grades, Science



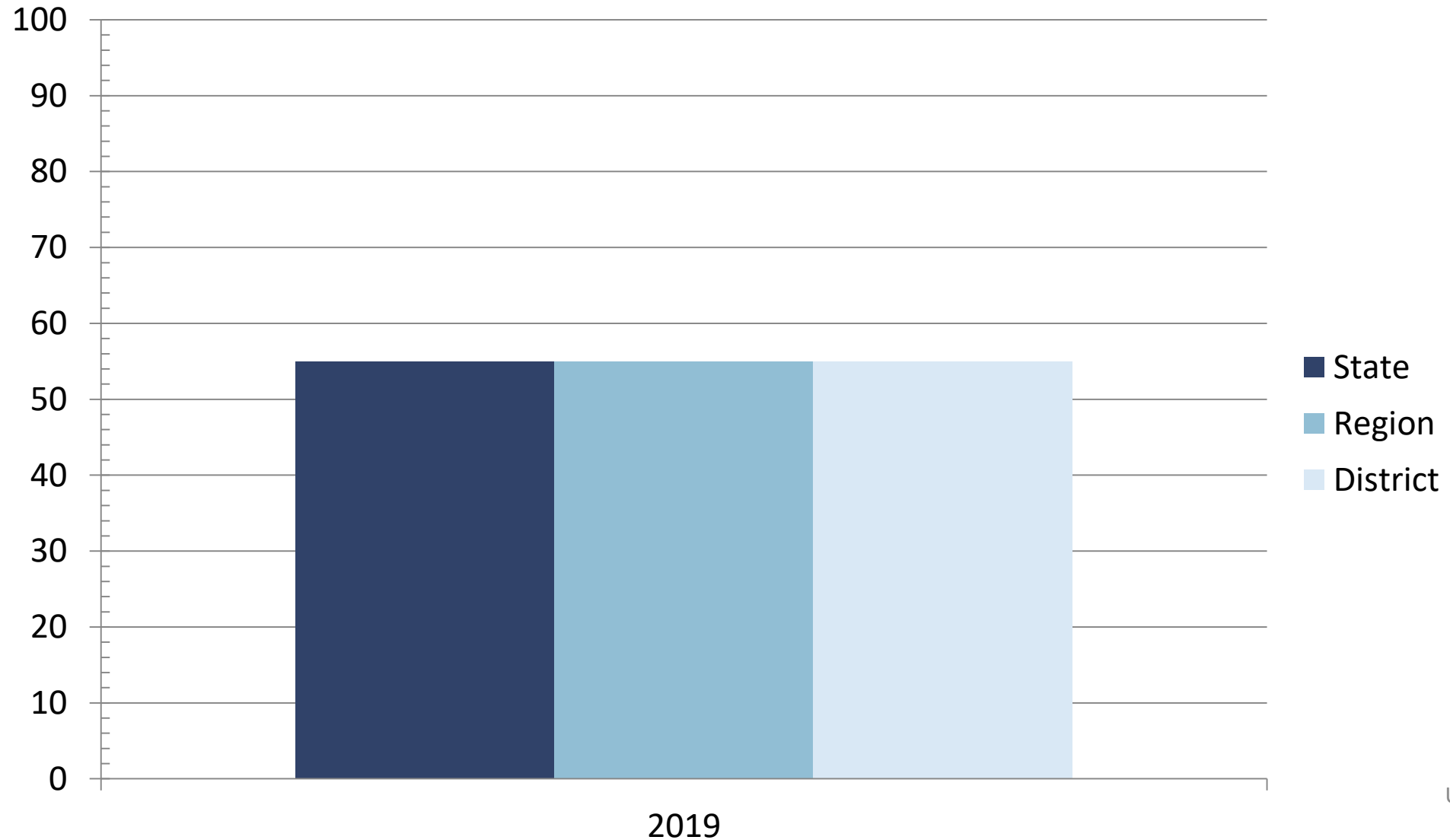
STAAR Percent at Approaches Grade Level or Above

All Grades, Social Studies



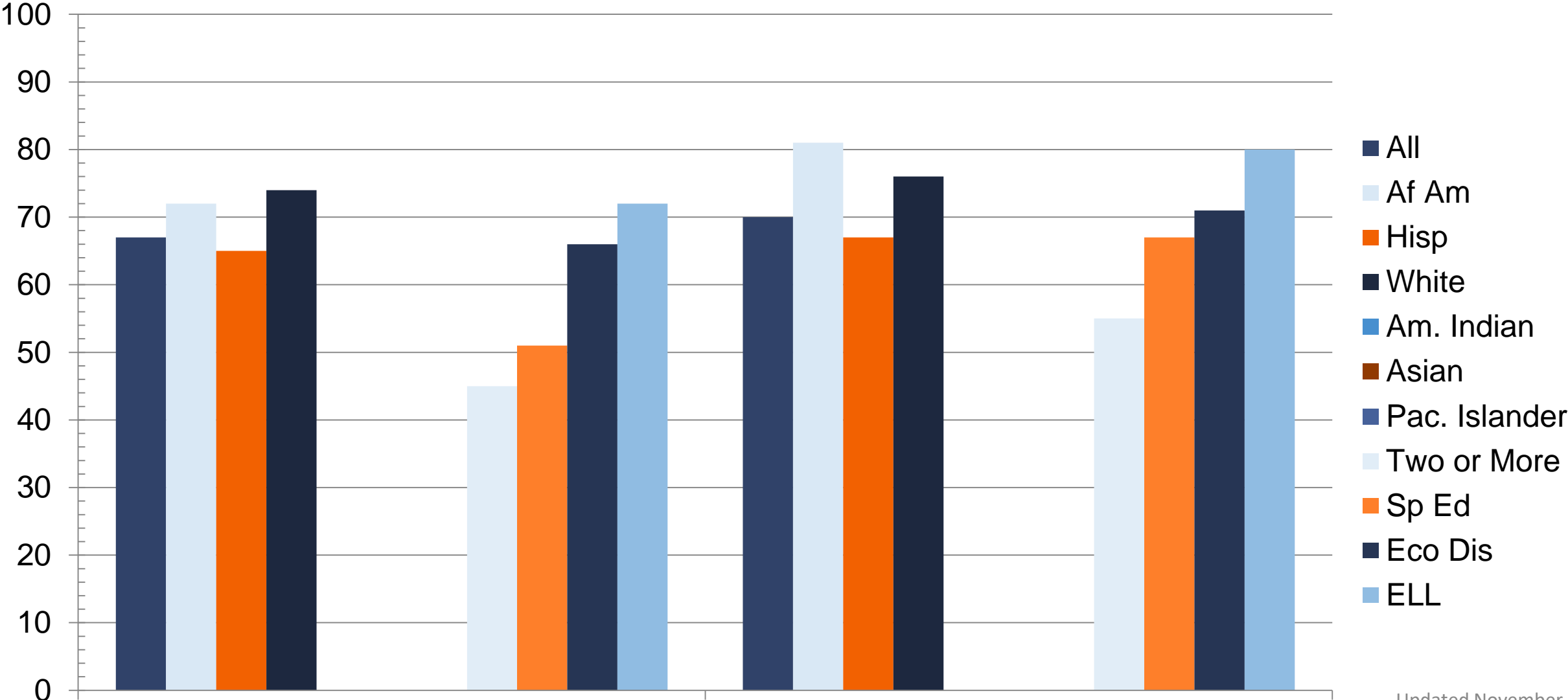
STAAR Percent at Meets Grade Level or Above

All Grades, Social Studies



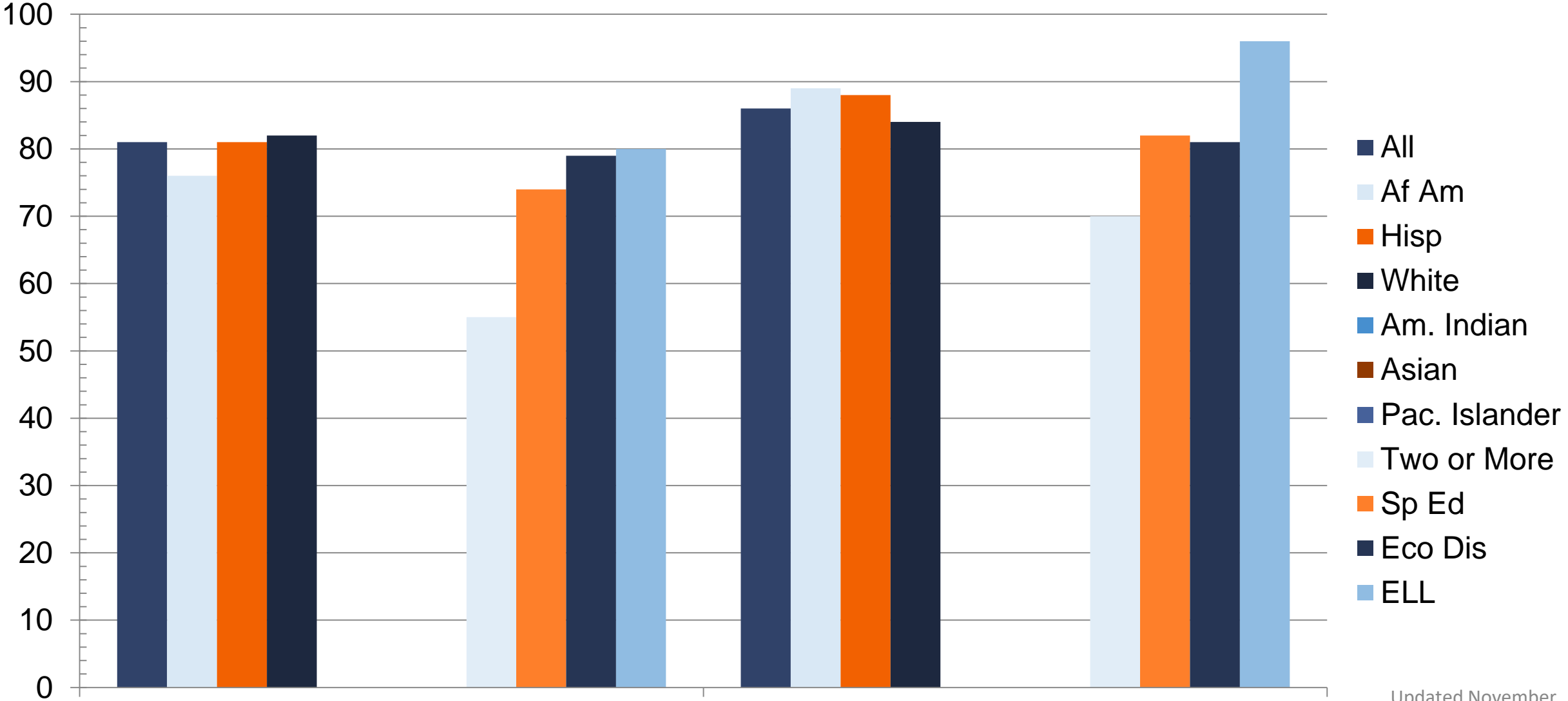
2019 Academic Growth Score

4th Grade Reading and Math



2019 Academic Growth Score

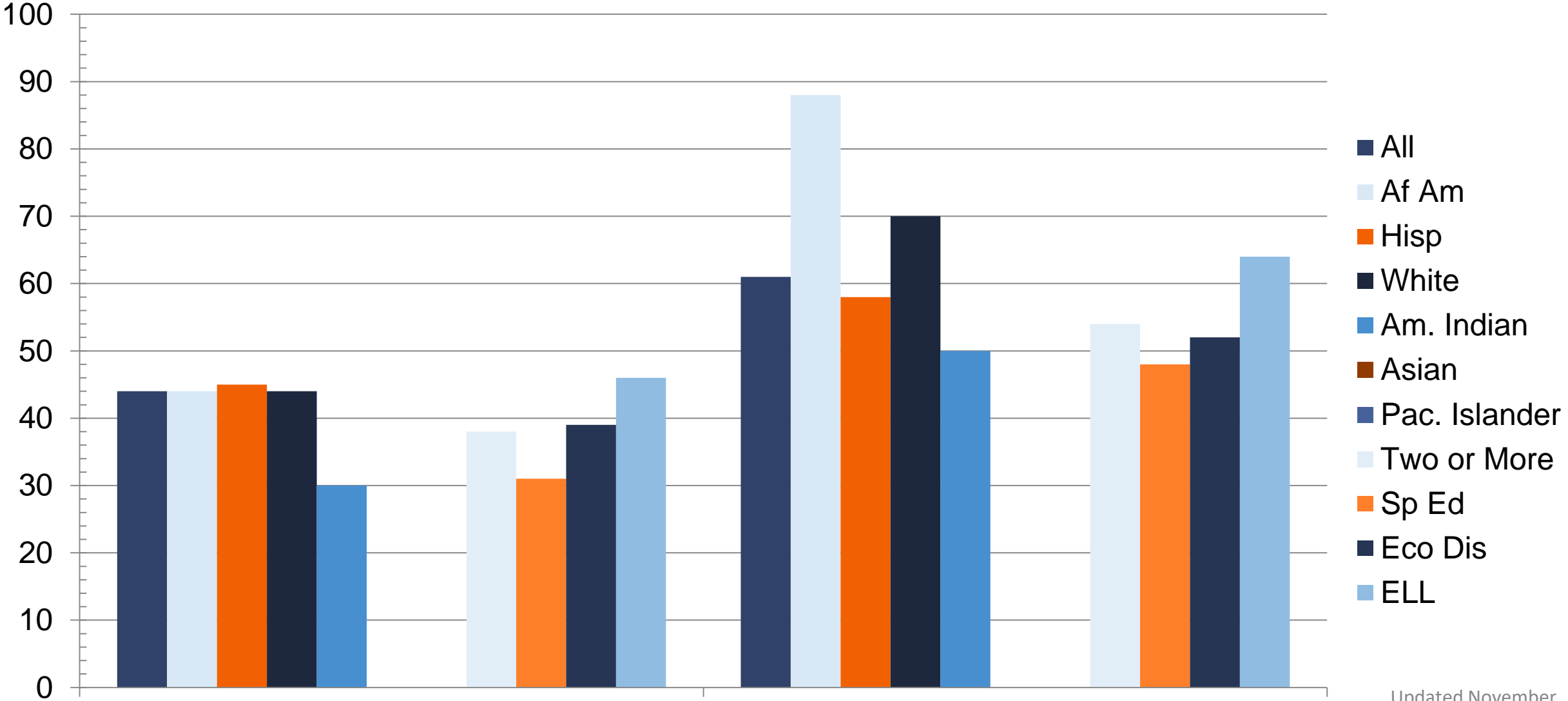
5th Grade Reading and Math



- All
- Af Am
- Hisp
- White
- Am. Indian
- Asian
- Pac. Islander
- Two or More
- Sp Ed
- Eco Dis
- ELL

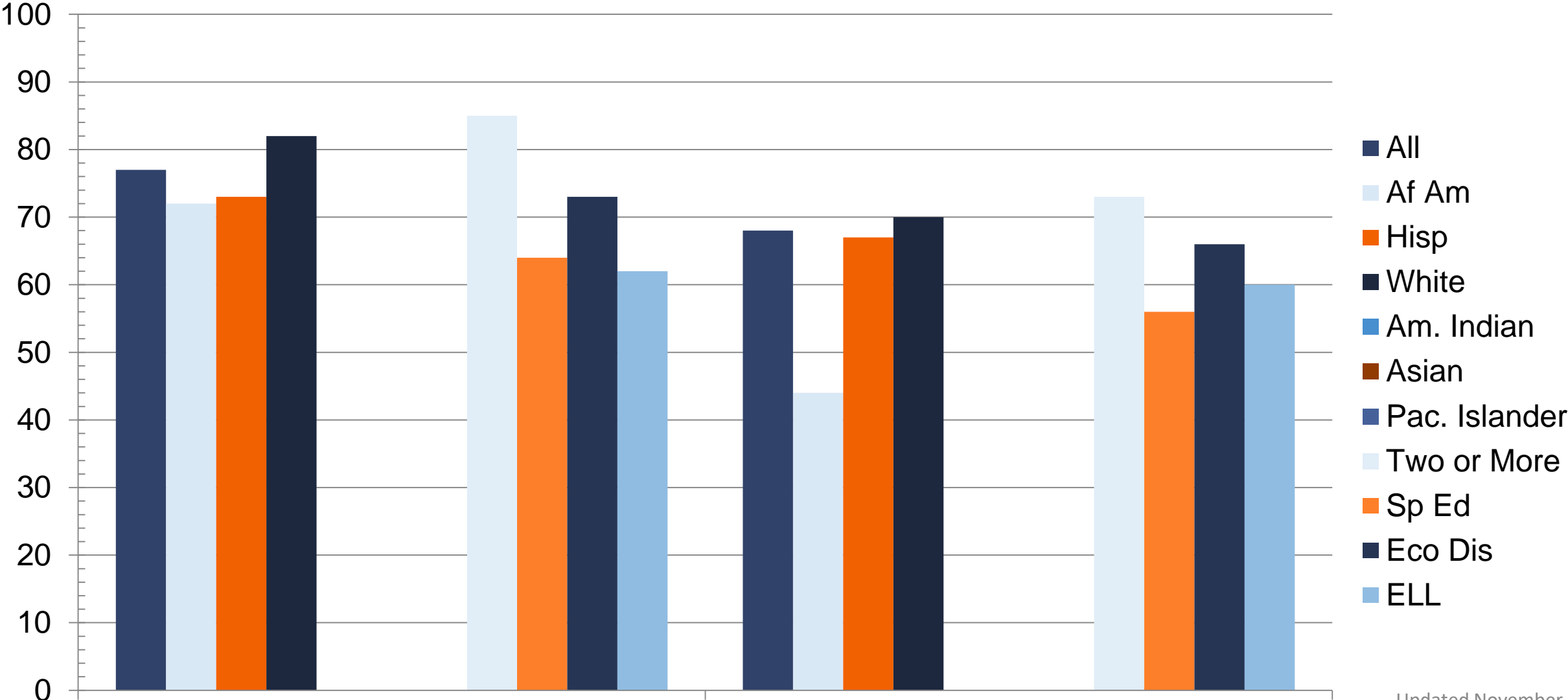
2019 Academic Growth Score

6th Grade Reading and Math



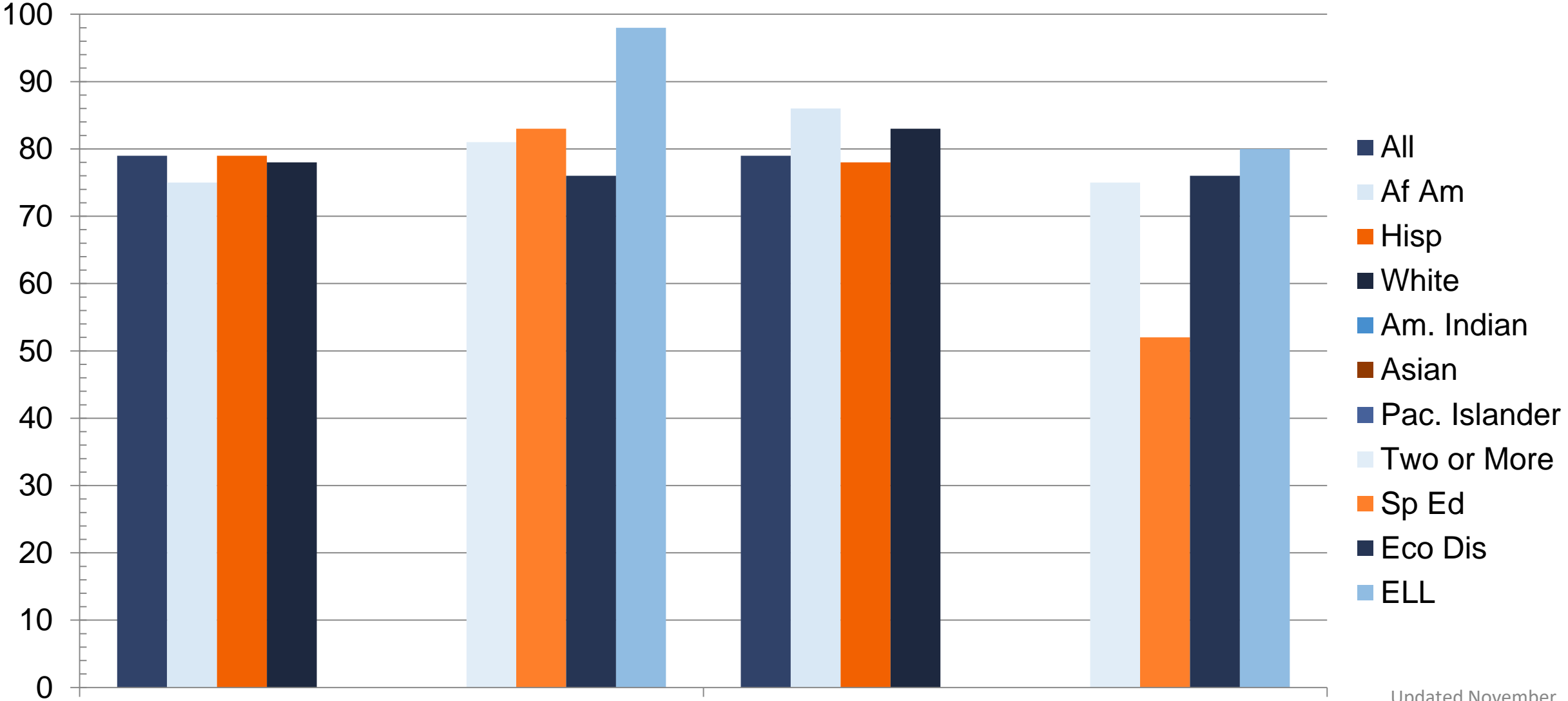
2019 Academic Growth Score

7th Grade Reading and Math



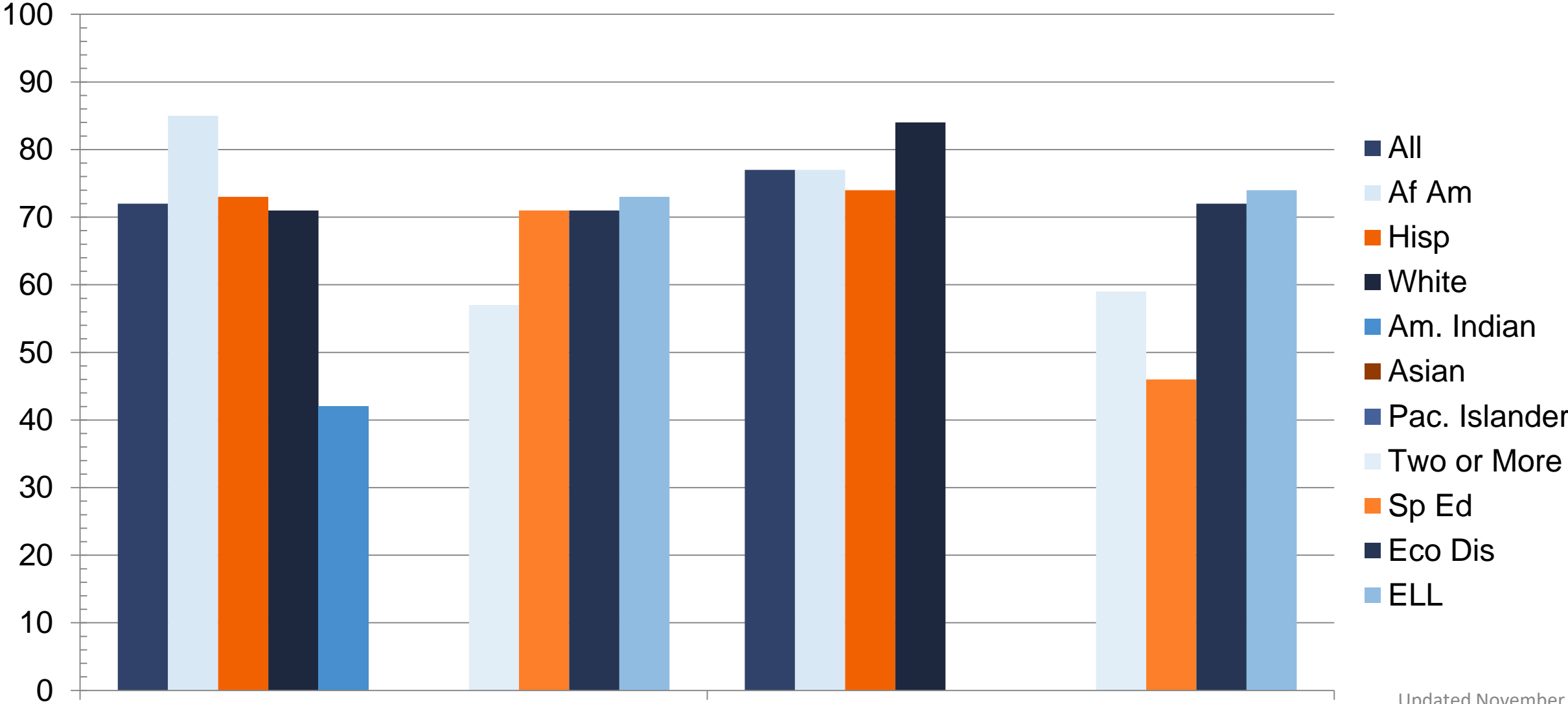
2019 Academic Growth Score

8th Grade Reading and Math



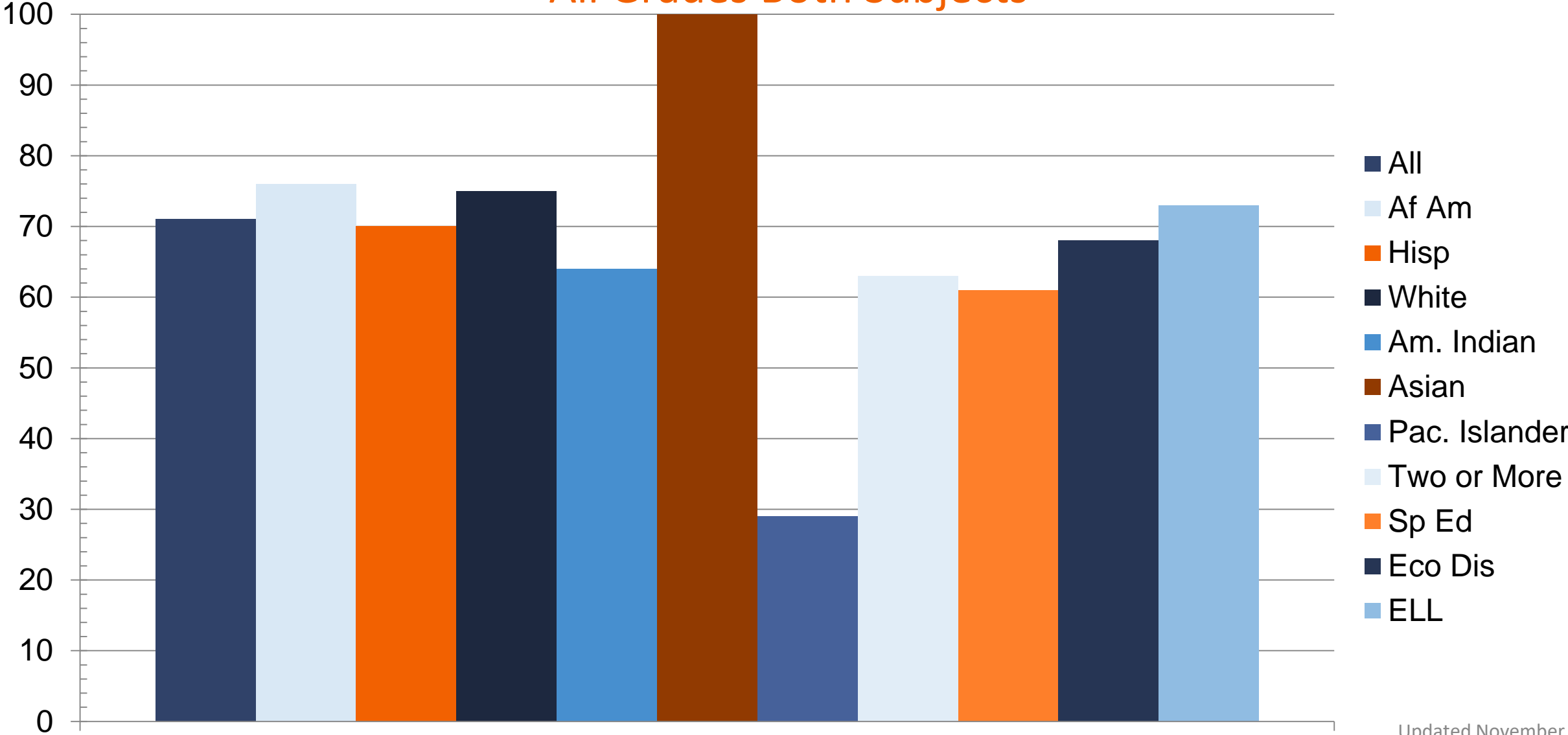
2019 Academic Growth Score

EOC English II and Algebra I



2019 Academic Growth Score

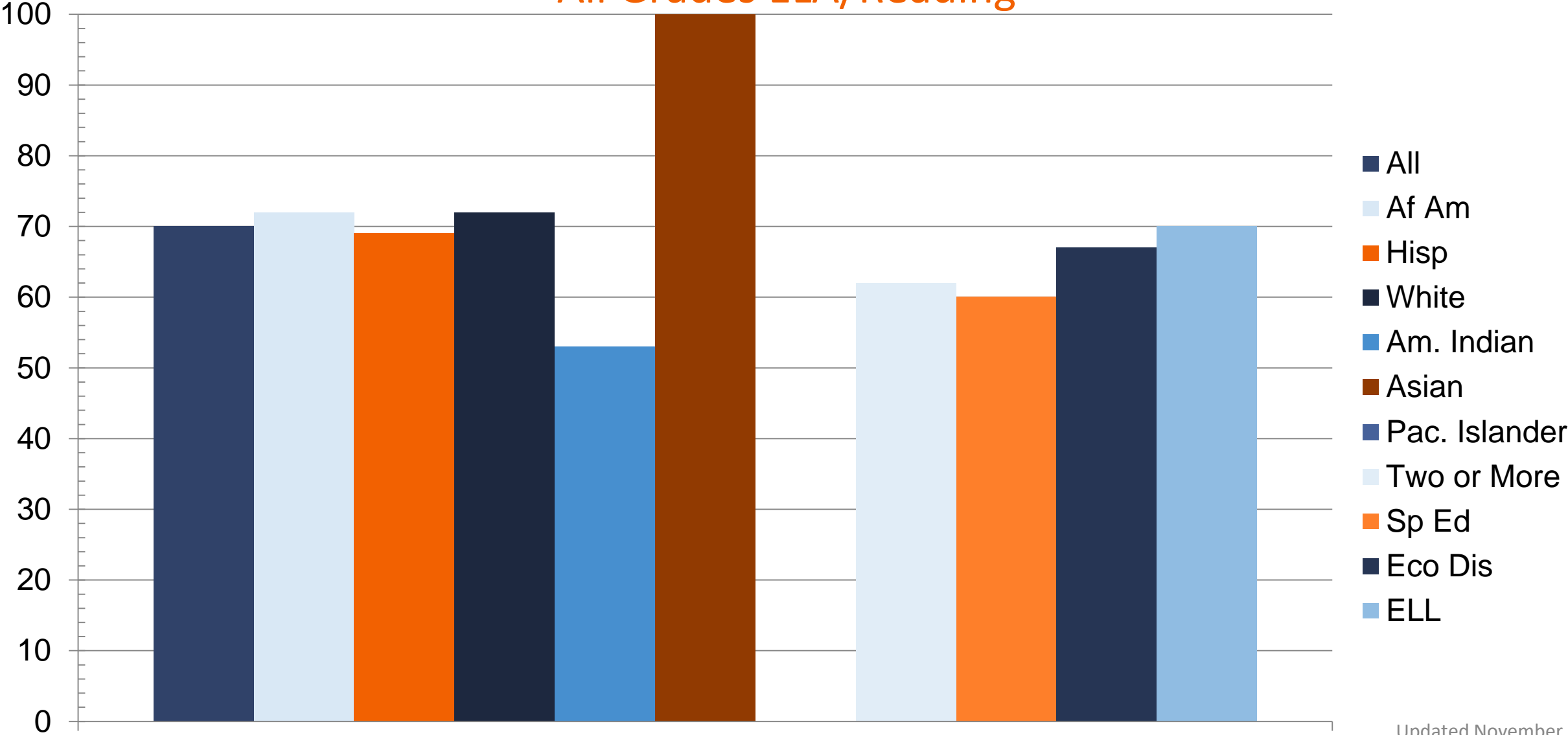
All Grades Both Subjects



All Grades/Both Subjects

2019 Academic Growth Score

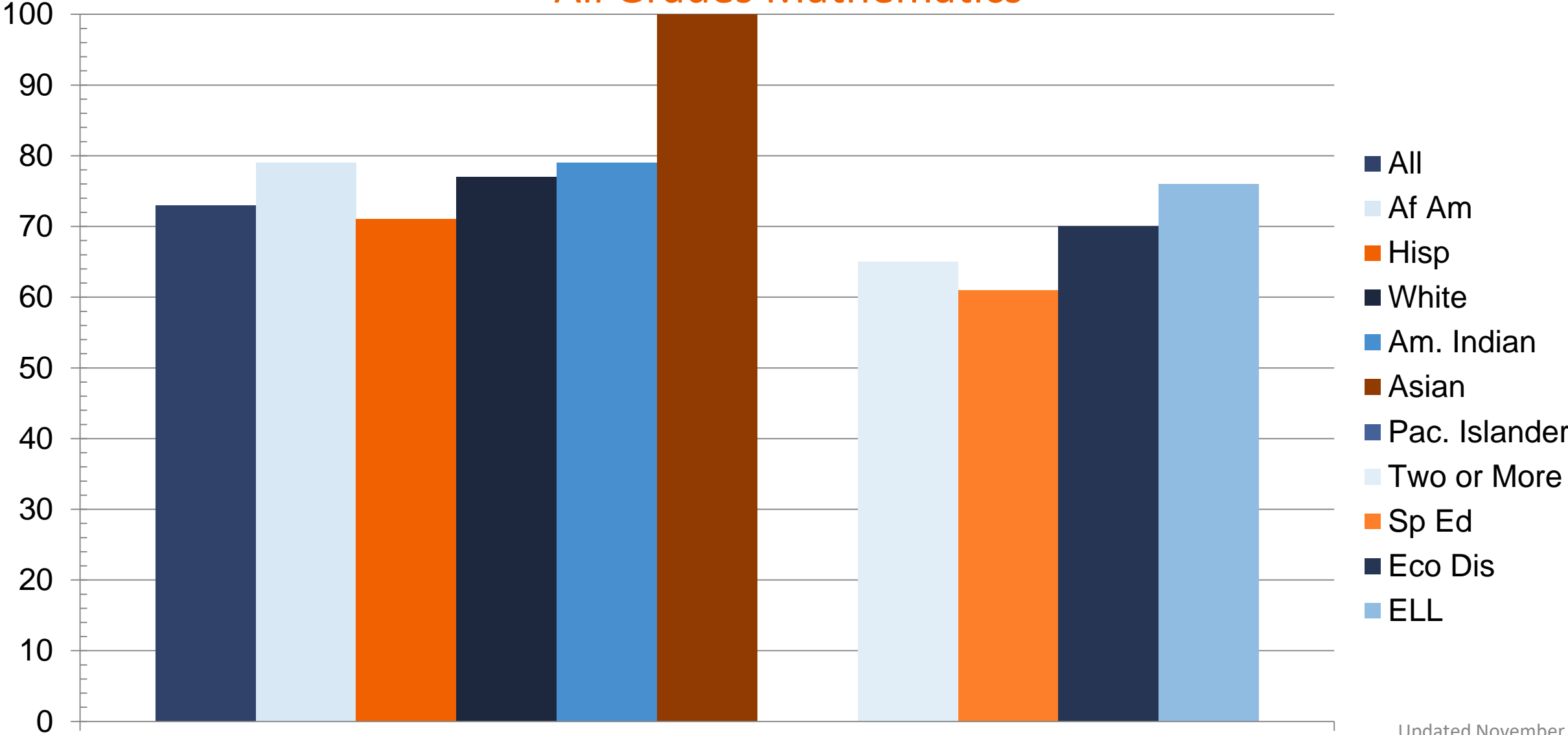
All Grades ELA/Reading



All Grades/ELA/Reading

2019 Academic Growth Score

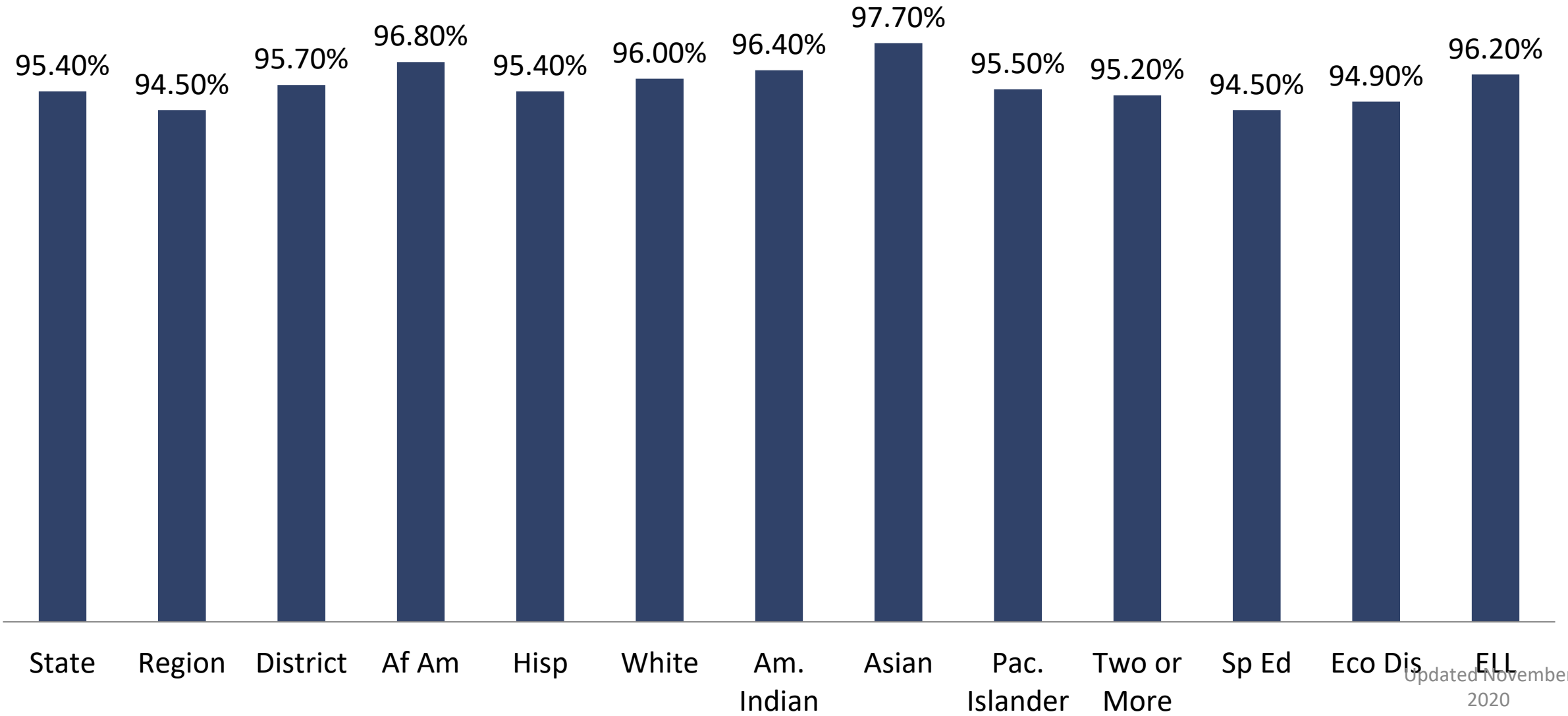
All Grades Mathematics



All Grades Math

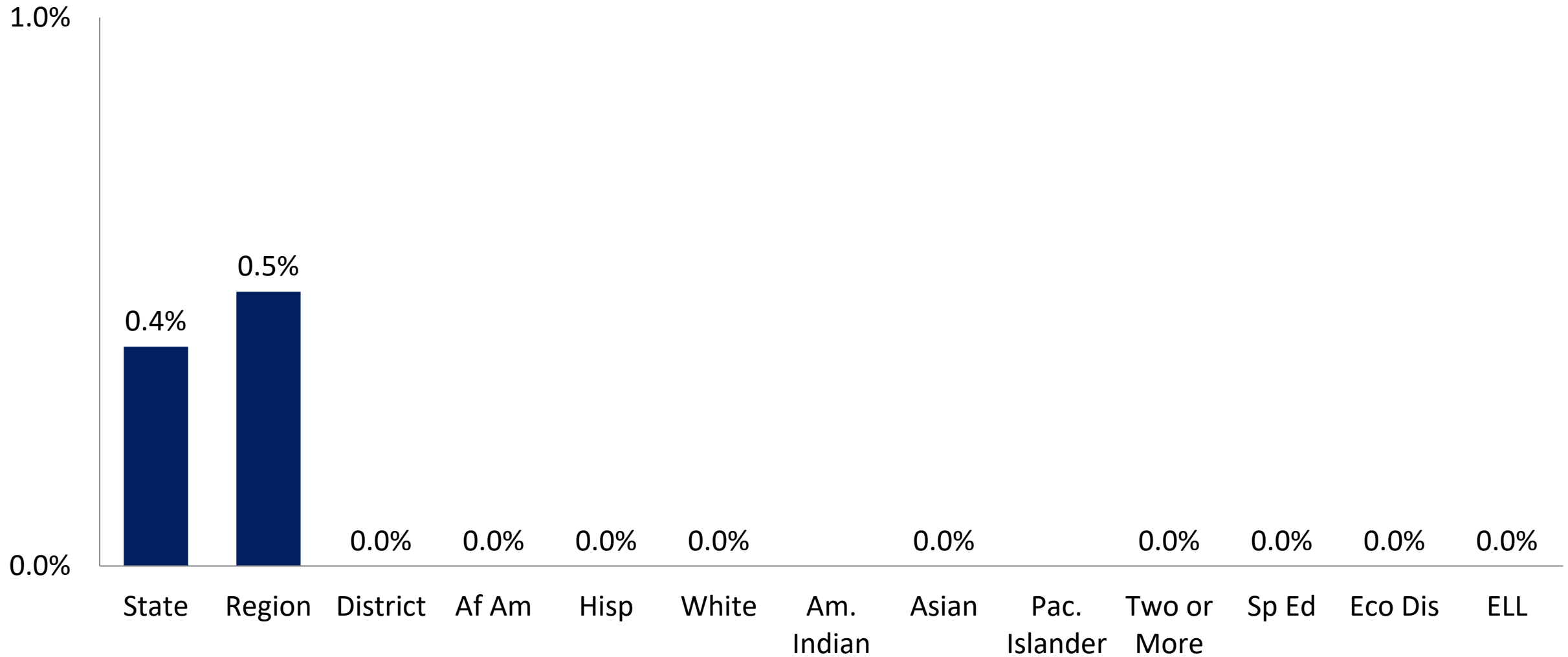
2020 Attendance

2018-2019 School Year



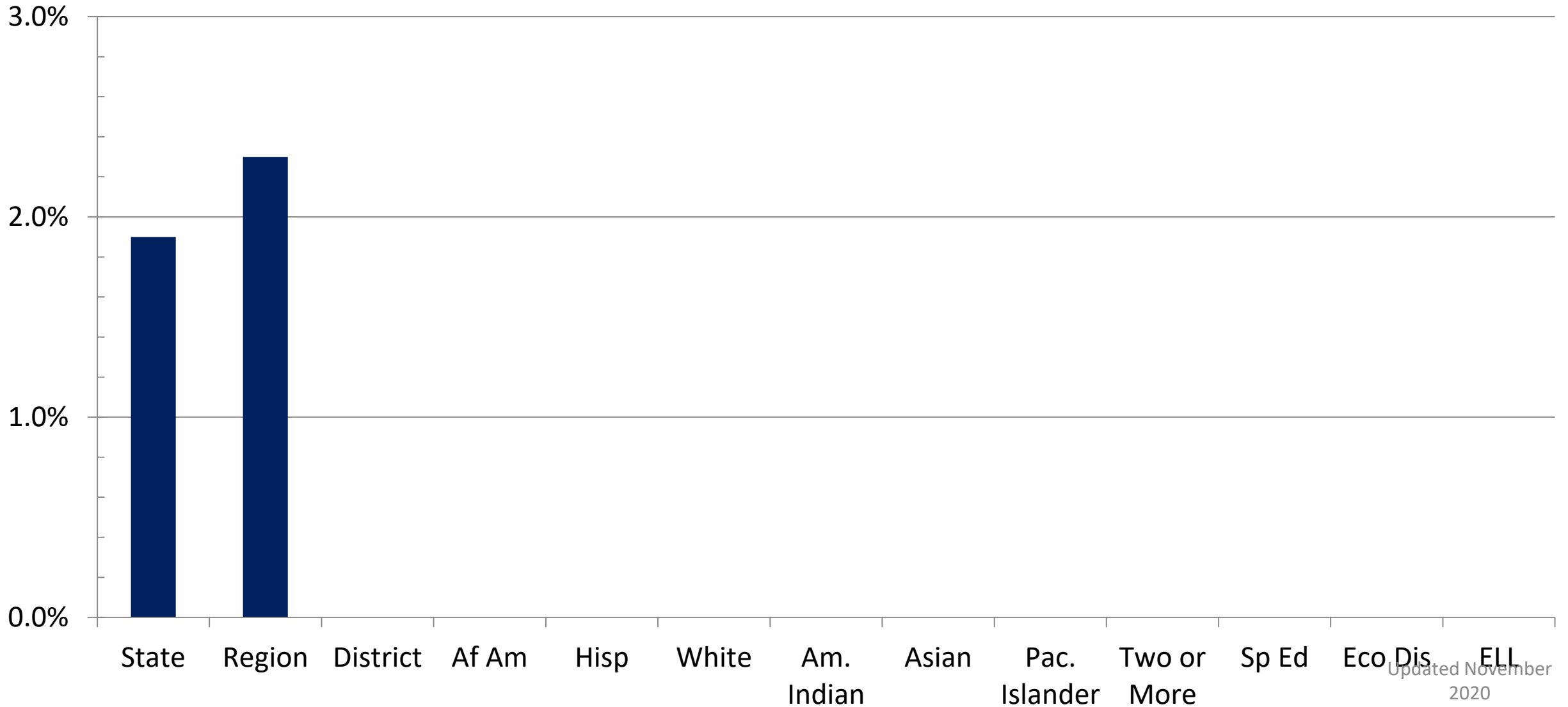
2020 Annual Dropout Rate (Grades 7-8)

2018-2019 School Year



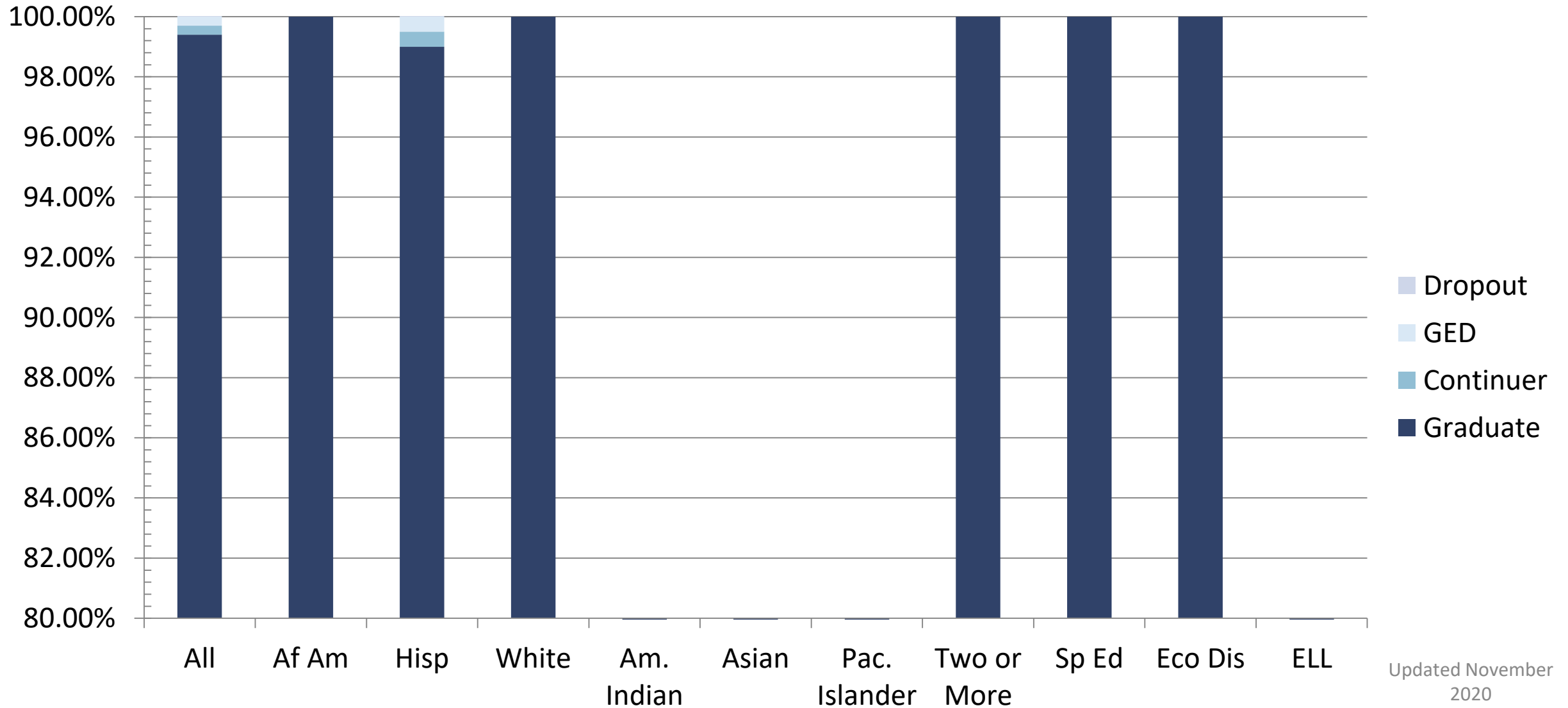
2020 Annual Dropout Rate (Grades 9-12)

2018-2019 School Year



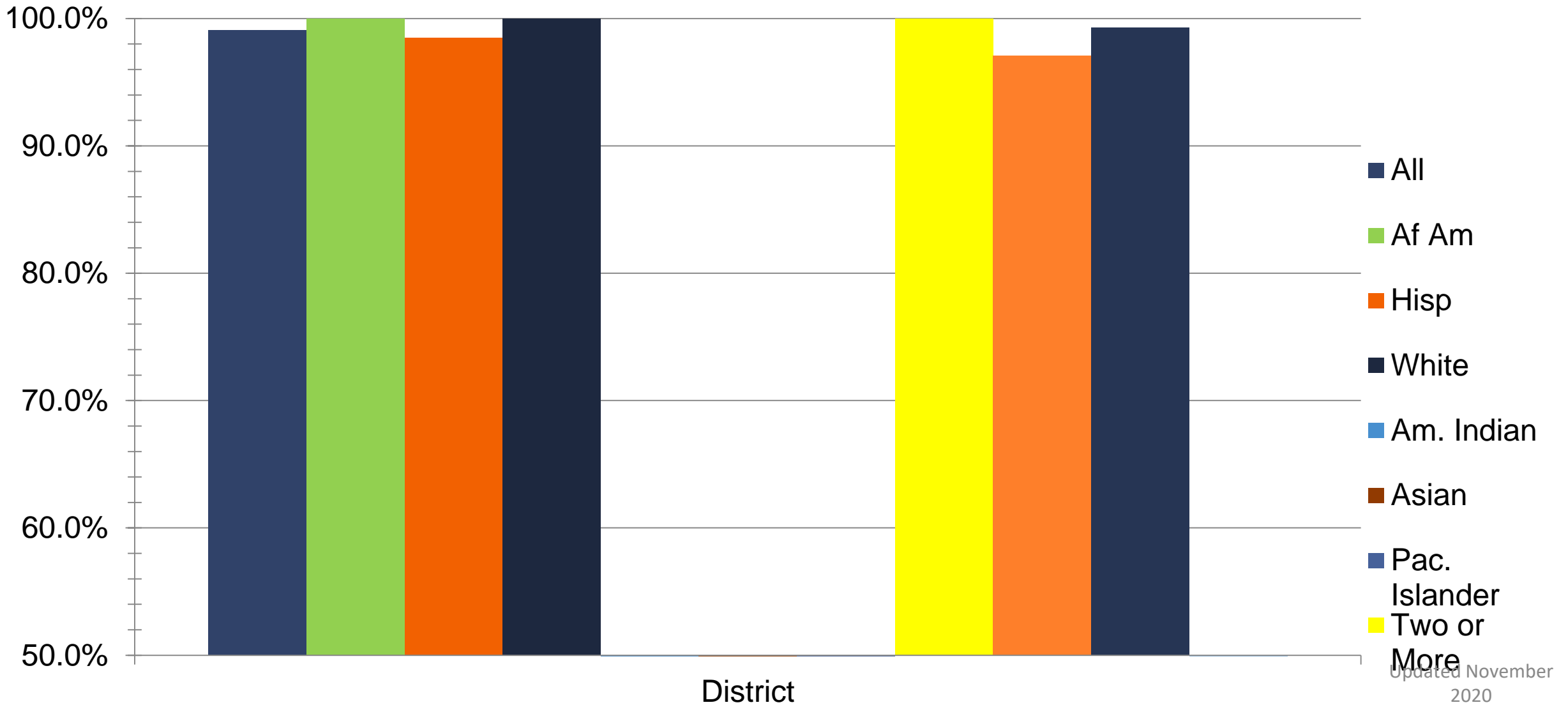
4-Year Longitudinal Graduation Rate (Grades 9-12)

Class of 2019 Cohort



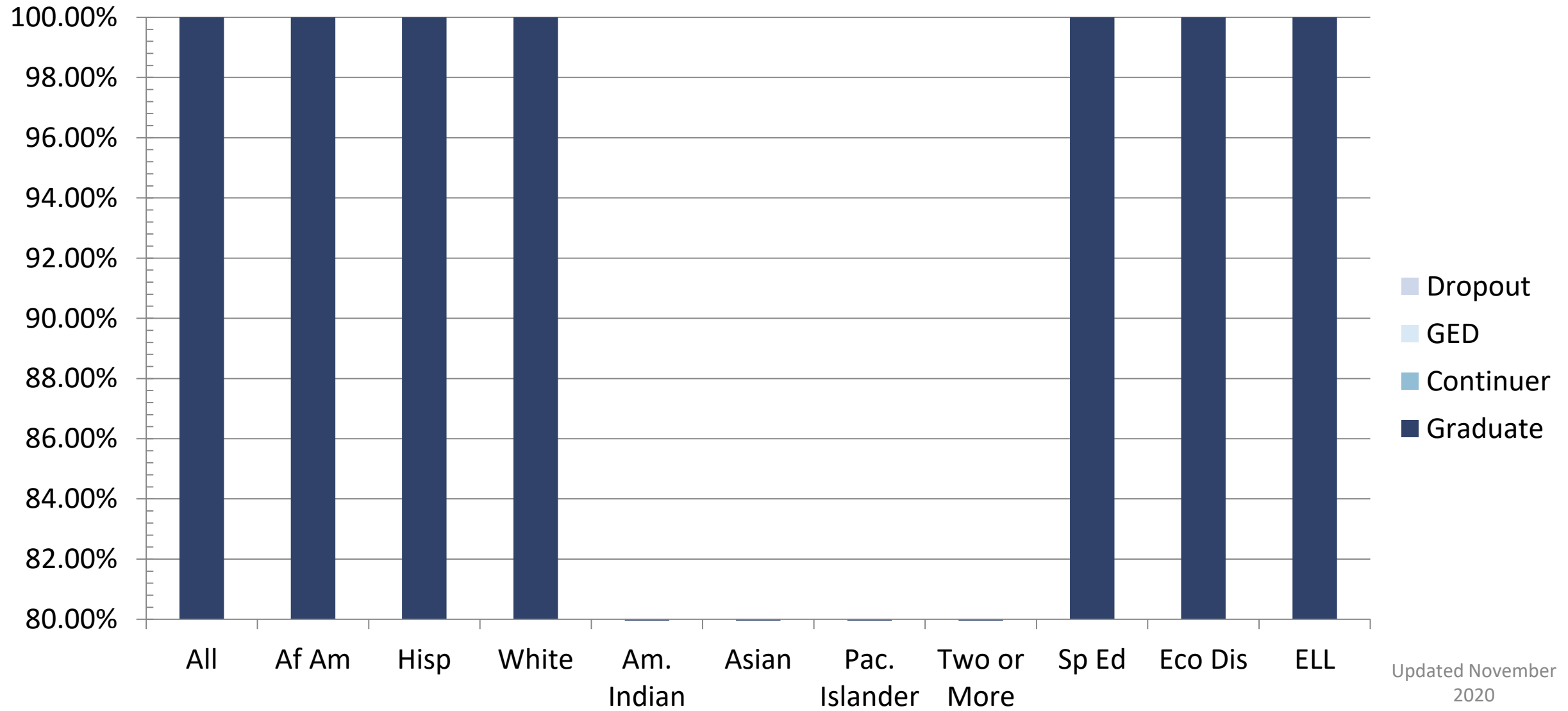
4-Year Federal Graduation Rate Without Exclusions (9-12)

Class of 2019 Cohort



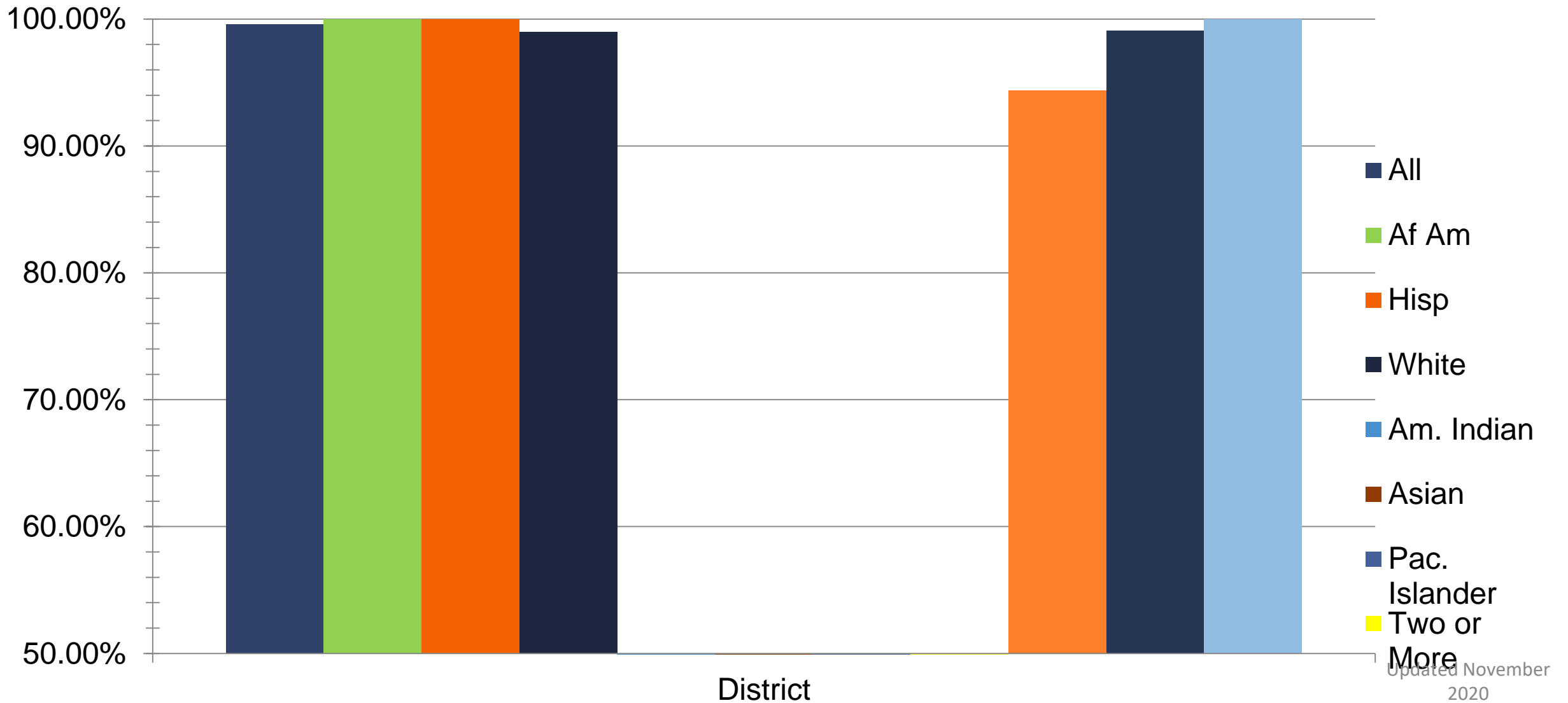
5-Year Extended Longitudinal Graduation Rate (Grades 9-12)

Class of 2018 Cohort



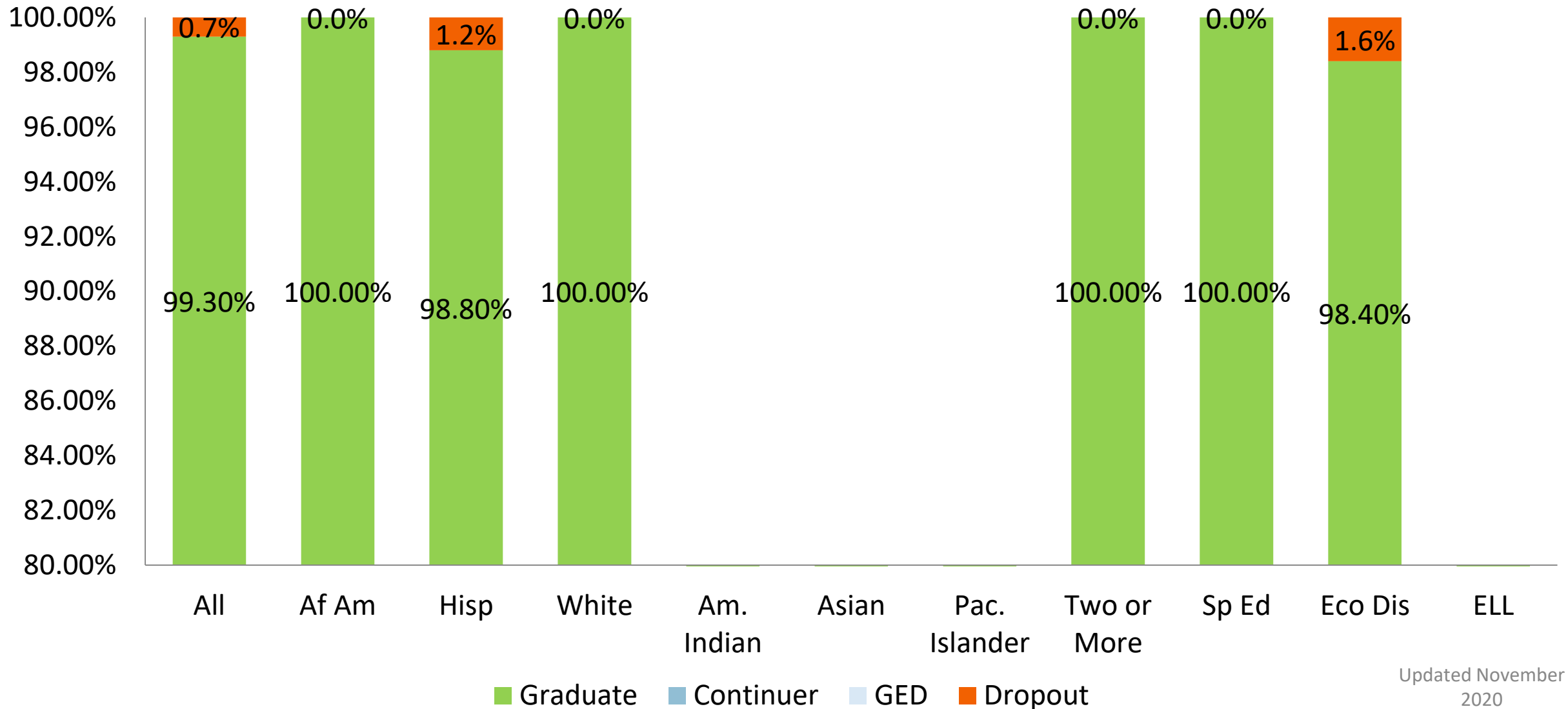
5-Year Extended Federal Graduation Rate Without Exclusions (9-12)

Class of 2018 Cohort



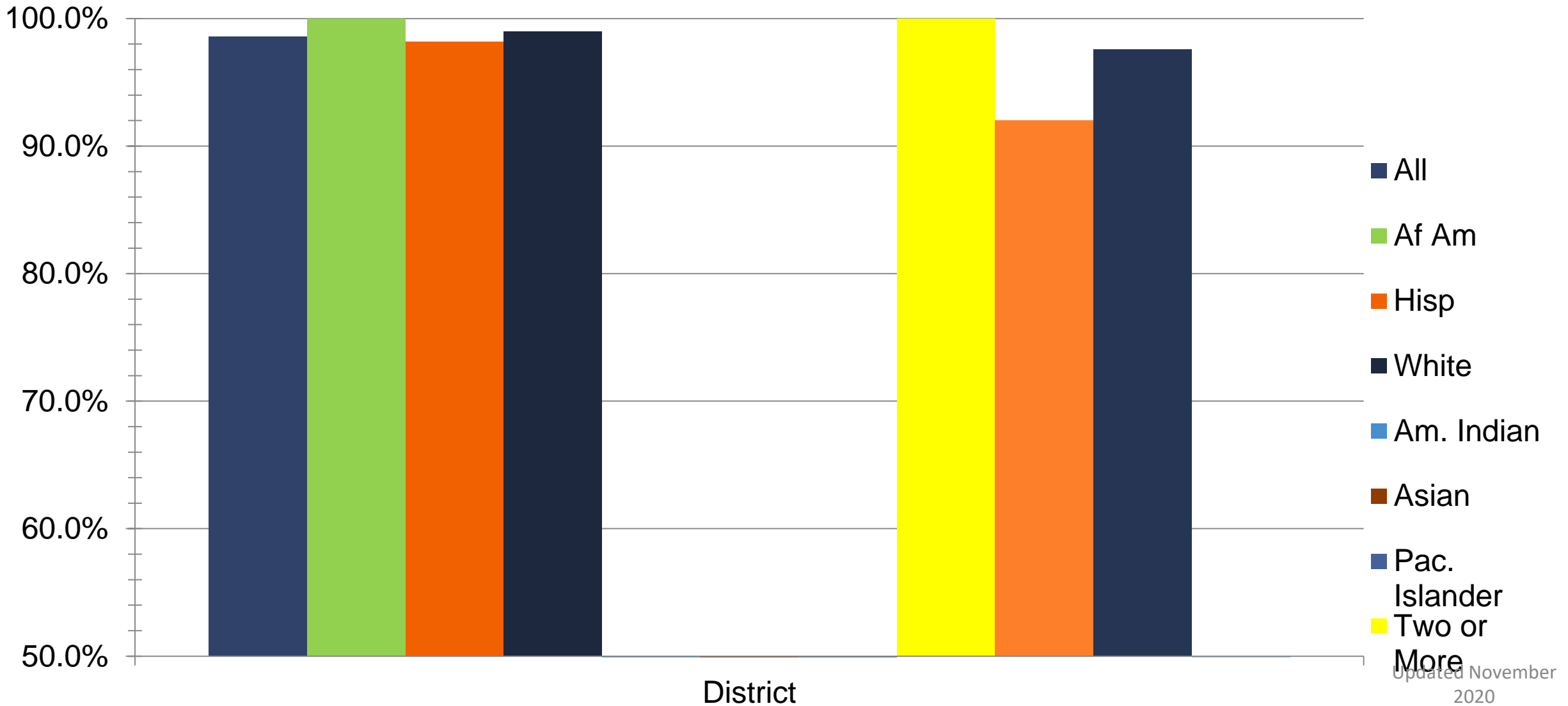
6-Year Extended Longitudinal Graduation Rate (Grades 9-12)

Class of 2017 Cohort

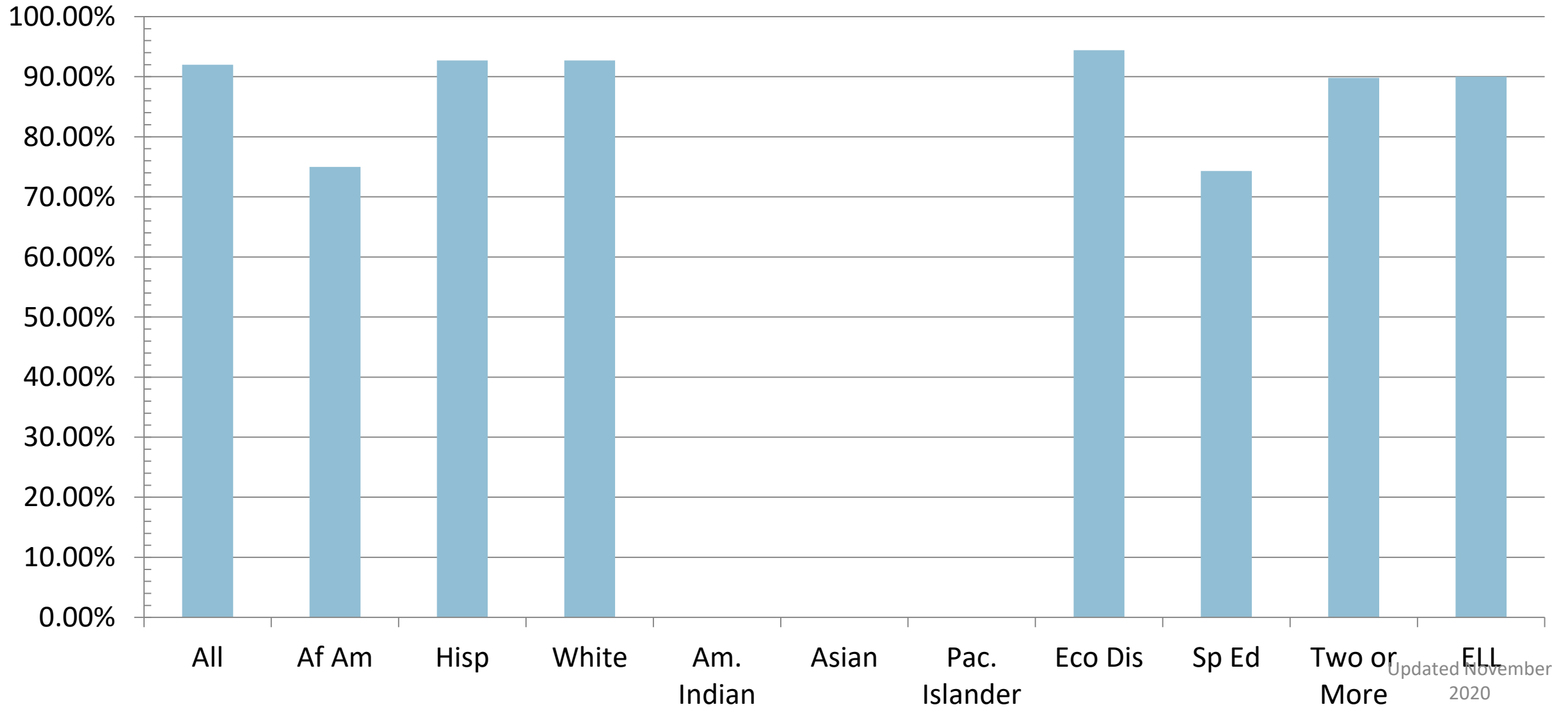


6-Year Extended Federal Graduation Rate Without Exclusions (9-12)

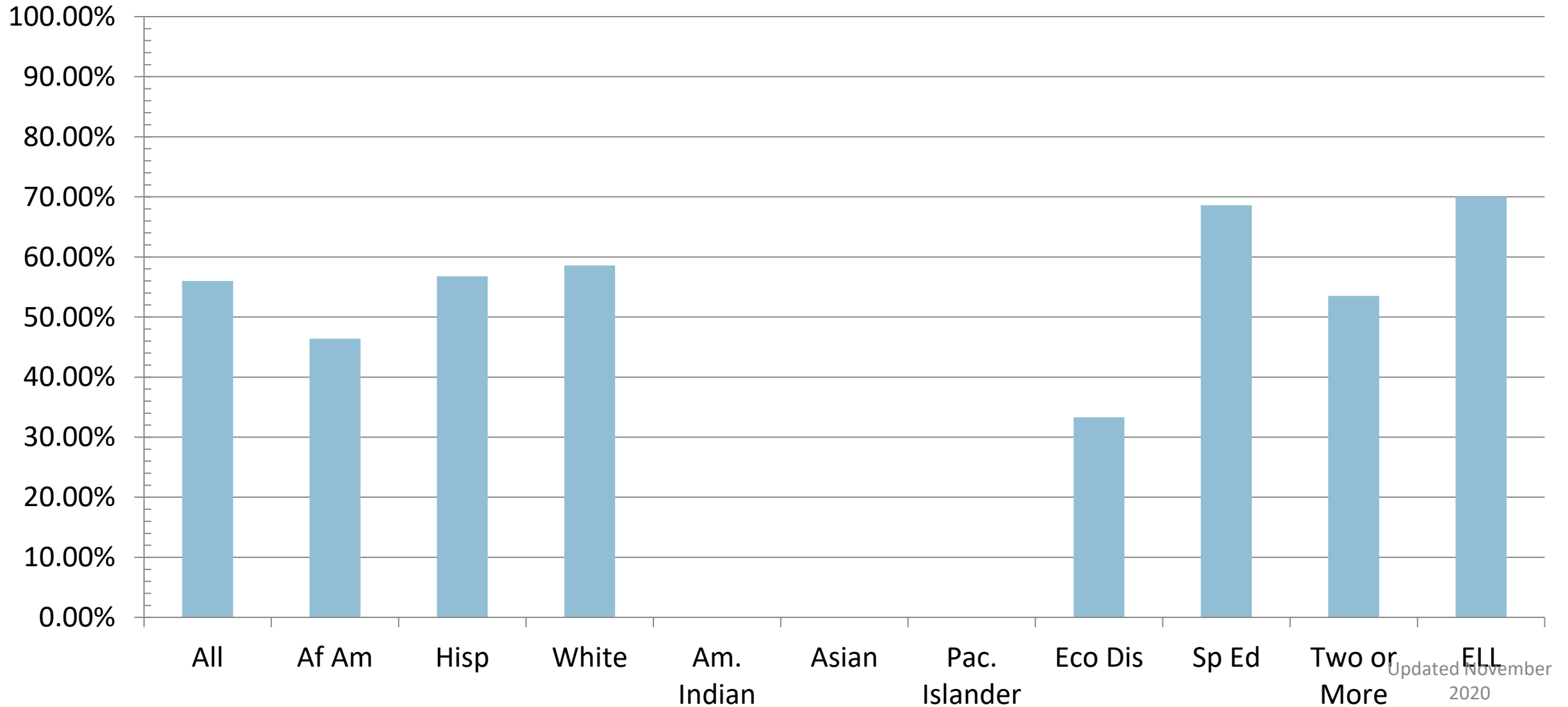
Class of 2017 Cohort



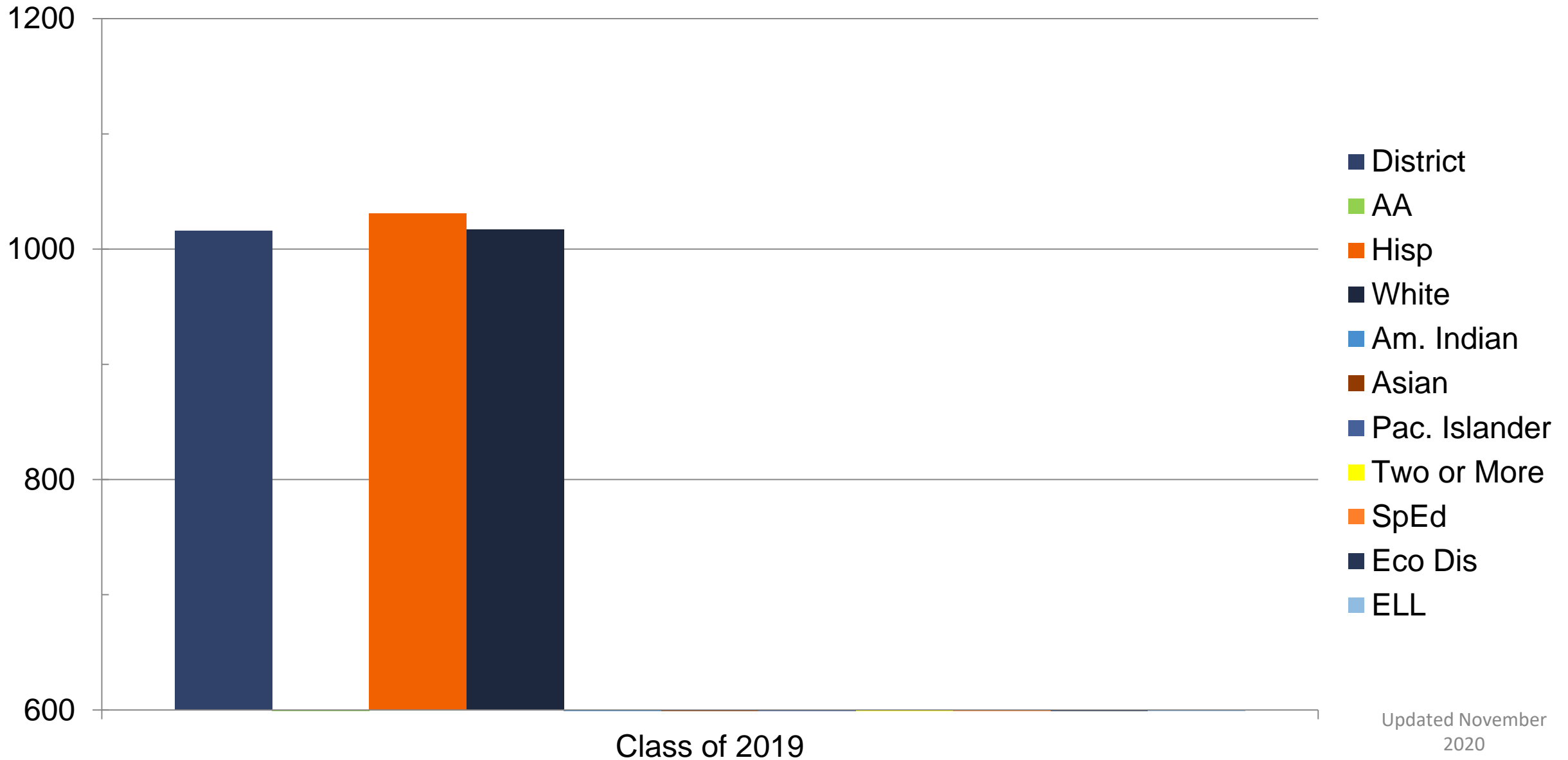
Class of 2019 College Ready Graduates



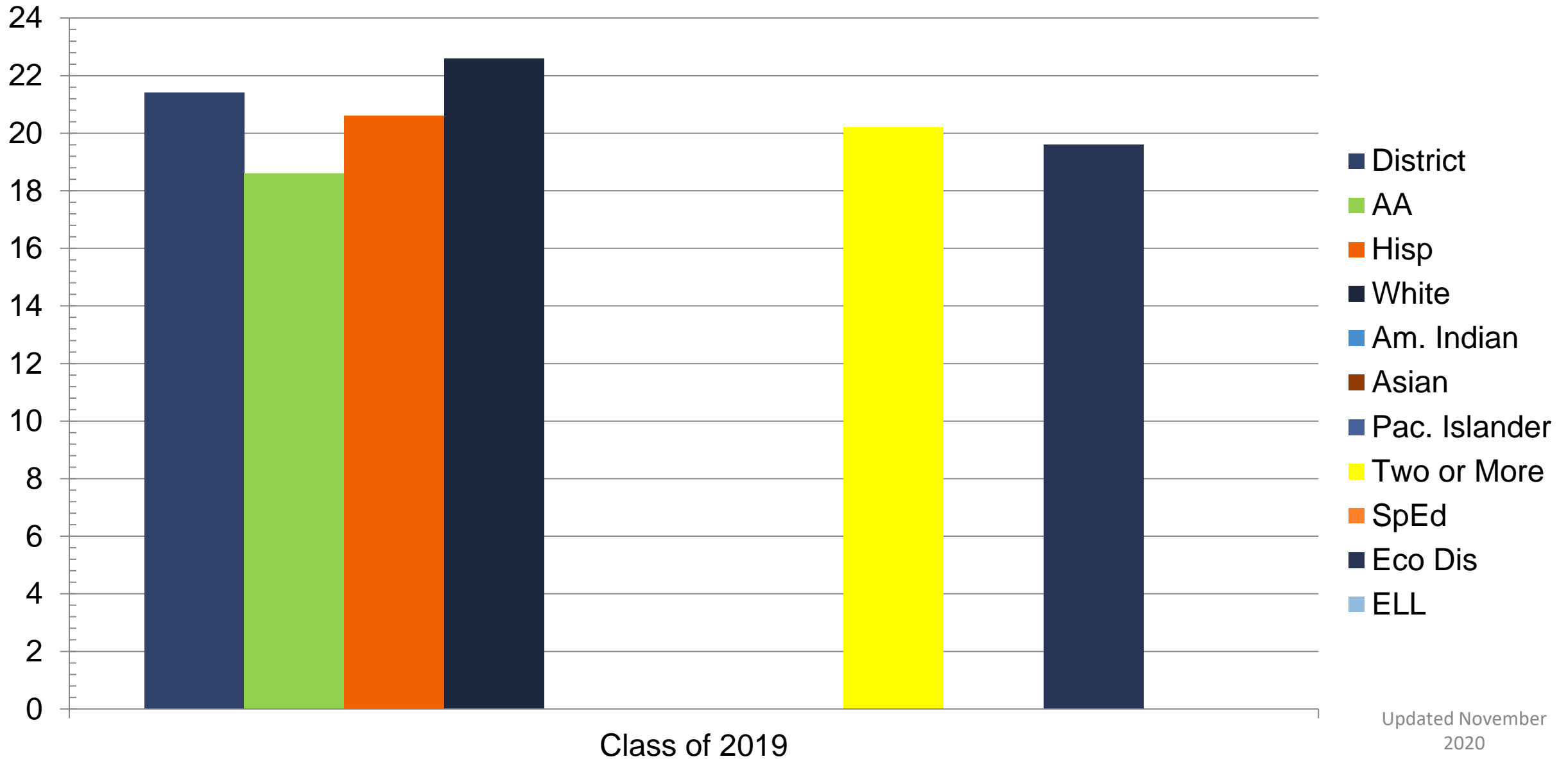
Class of 2019 Career or Military Ready Graduates



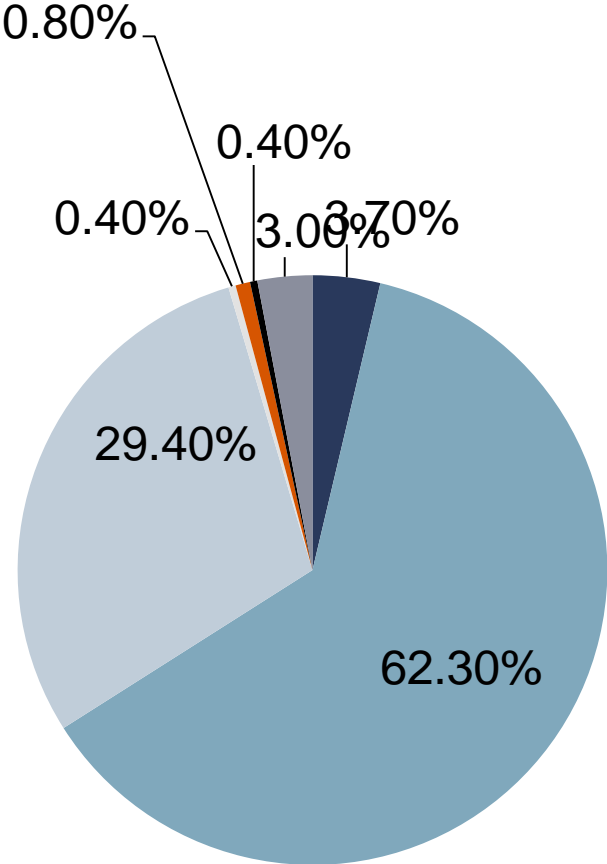
Average SAT Score, All Subjects



Average ACT Score, All Subjects

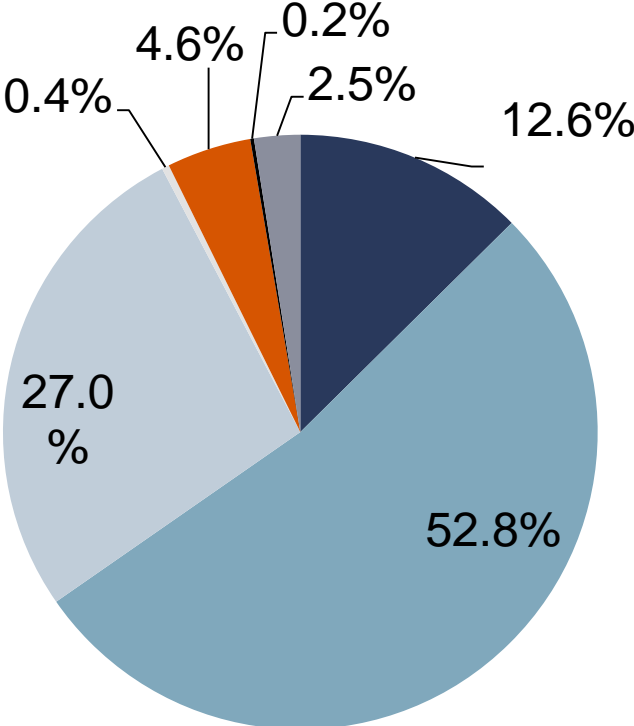


2019 – 2020 Student Ethnic Distribution



District

- African American
- Hispanic
- White
- American Indian
- Asian
- Pacific Islander
- Two or More Races

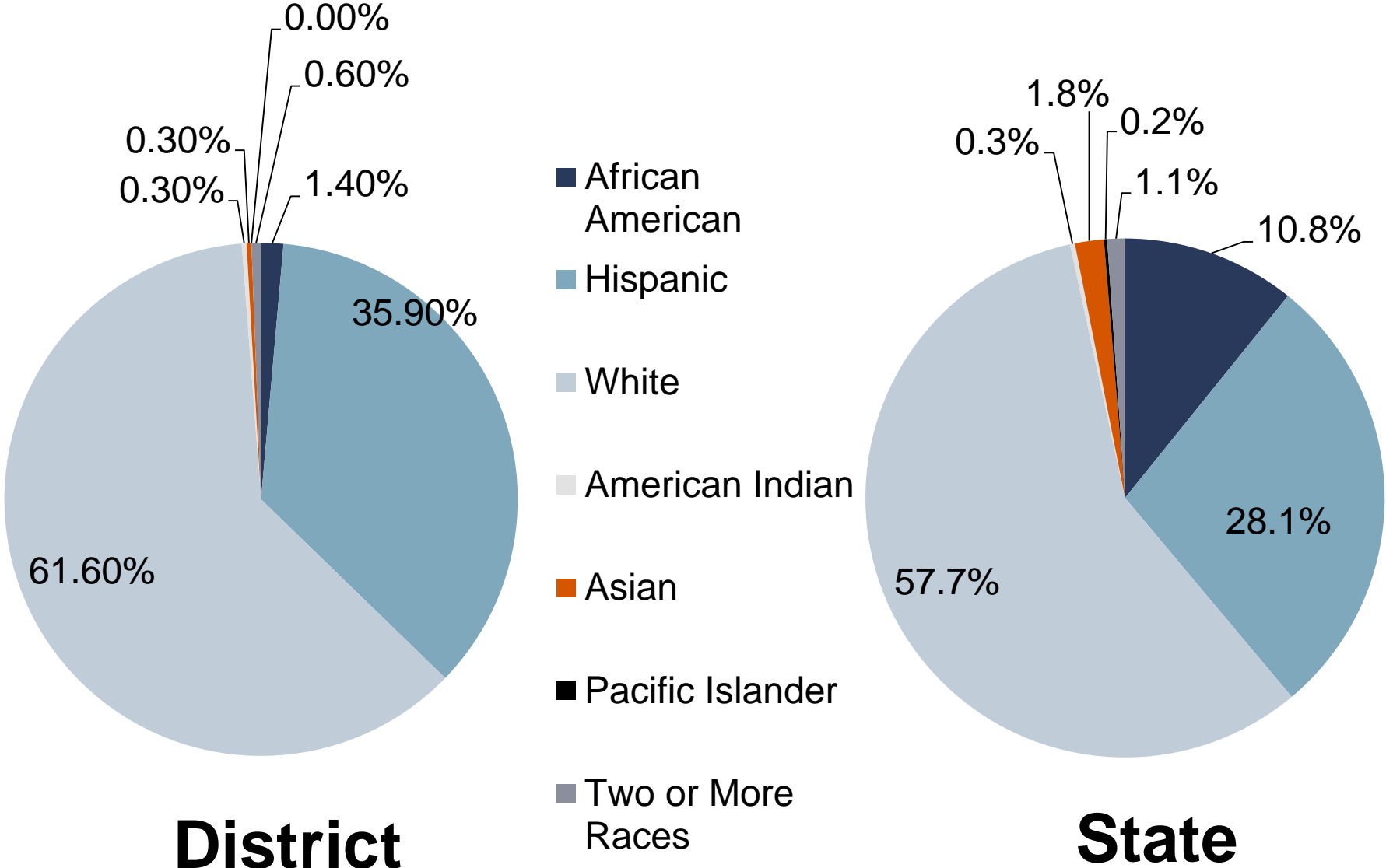


State

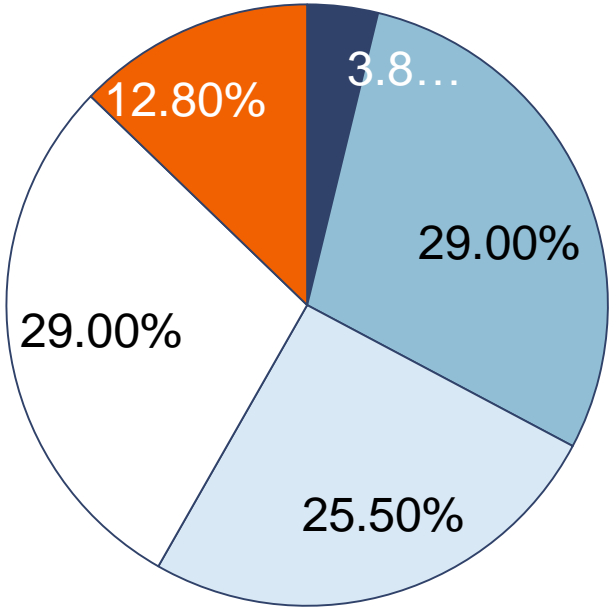
2019 – 2020 Student Demographics

	District	State
Economically Disadvantaged	49.3%	60.3%
English Language Learners	6.0%	20.3%
Students w/Disciplinary Placements (2017-2018)	1.6%	1.5%
At-Risk	35.8%	50.6%

2019 – 2020 Teacher Ethnic Distribution

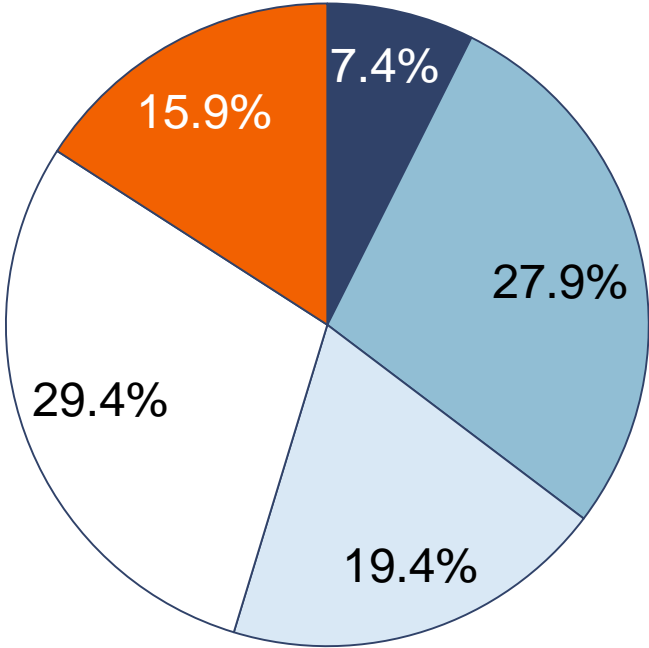


2019 – 2020 Teachers Years of Experience



District

- Beginning
- 1-5 Years
- 6-10 Years
- 11-20 Years
- Over 20 years



State

2019 – 2020 Enrollment by Program

	District	State
Bilingual/ESL	5.6%	20.6%
Career & Technical Education	30.8%	27.6%
Gifted & Talented Education	5.8%	8.1%
Special Education	12.3	10.5%

Violent and Criminal Incidents

- Texas statute (TEC 39.053) requires every district to publish an annual report on violent and criminal incidents at campuses in the district.
- The report must include:
 - *Number, rate and type of incidents*
 - *Information concerning school violence prevention and intervention policies and procedures used by the district*
 - *Findings that result from Safe and Drug-Free Schools and Communities Act*

Violent and Criminal Incidents

School Year	Discipline Code																			
	11	12	13	14	16	17	18	19	29	30	31	32	36	37	46	47	48	49	57	
2019-2020	0	0	0	0	0	0	0	0	0	0	0	0	0	0	0	0	0	0	0	
2018-2019	1	0	0	0	0	0	0	0	0	0	0	0	0	0	0	0	0	0	0	

Discipline Codes:

- 11 - Used, exhibited, or possessed a firearm
- 12 - Used, exhibited, or possessed an illegal knife
- 13 - Used, exhibited, or possessed a club
- 14 - Used, exhibited, or possessed a prohibited weapon
- 16 - Arson
- 17 - Murder, attempted murder
- 18 - Indecency with a child
- 19 - Aggravated kidnapping
- 29 - Aggravated assault on school employee
- 30 - Aggravated assault on student
- 31 - Sexual assault or aggravated sexual assault on school employee
- 32 - Sexual assault or aggravated sexual assault on student
- 36 - Felony controlled substance violation
- 37 - Felony alcohol violation
- 46 - Aggravated robbery
- 47 - Manslaughter
- 48 - Criminally negligent homicide

Texas Higher Education Coordinating Board

- Texas statute (TEC 51.403e) requires every district to include with its TAPR a report on student performance in postsecondary institutions during the first year enrolled after graduation from high school. The report includes:
 - *Number of Total Graduates, disaggregated by attendance in Institutes of Higher Education*
 - *Number of Students within each GPA reporting band*

High School Graduates from FY2018 Enrolled in Texas Public or Independent Higher Education in FY 2019

[Insert High School Name]	Total Graduates	GPA for 1 st Year in Public Higher Education in Texas					
		< 2.0	2.0 – 2.49	2.5 – 2.99	3.0 – 3.49	> 3.5	Unknown
Four-Year Public University	78	12	6	14	17	28	1
Two-Year Public Colleges	54	7	8	12	9	13	5
Independent Colleges & Universities	9						
Not Trackable	6						
Not Found	133						
Total High School Graduates	280						

PEIMS Financial Standard Reports/2018-2019

Financial Actual Report

2018 - 2019 Actual Financial Data
Totals for MEDINA VALLEY ISD (163908)
Total Enrolled Membership: 5,424

	District						State		
	General Fund	%	Per Student	All Funds	%	Per Student	All Funds	%	Per Student
Revenues									
Operating Revenue									
Local Property Tax from M&O (excluding recapture)	\$20,664,843	45.99%	\$3,810	\$20,664,843	40.28%	\$3,810	\$24,943,497,732	43.99%	\$4,605
State Operating Funds	\$23,170,331	51.57%	\$4,272	\$24,108,602	47.00%	\$4,445	\$21,921,438,167	38.66%	\$4,047
Federal Funds	\$326,830	0.73%	\$60	\$4,555,000	8.88%	\$840	\$6,959,931,329	12.27%	\$1,285
Other Local	\$769,652	1.71%	\$142	\$1,968,528	3.84%	\$363	\$2,882,959,027	5.08%	\$532
Total Operating Revenue	\$44,931,656	100.00%	\$8,284	\$51,296,973	100.00%	\$9,457	\$56,707,826,255	100.00%	\$10,470
Other Revenue									
Local Property Tax from I&S	\$0	0.00%	\$0	\$8,033,605	91.13%	\$1,481	\$7,114,967,591	84.62%	\$1,314
State Assistance for Debt Service	\$0	0.00%	\$0	\$631,763	7.17%	\$116	\$498,243,085	5.93%	\$92
Other Receipts (excluding debt service financing)	\$150,000	100.00%	\$28	\$150,000	1.70%	\$28	\$794,651,977	9.45%	\$147
Total Other Revenue	\$150,000	100.00%	\$28	\$8,815,368	100.00%	\$1,625	\$8,407,862,653	100.00%	\$1,552
Subtotal: Operating and Other Revenue	\$45,081,656	100.00%	\$8,312	\$60,112,341	100.00%	\$11,083	\$65,115,688,908	100.00%	\$12,022
Recapture Revenue									
Local Property Tax Recaptured	\$0	0.00%	\$0	\$0	0.00%	\$0	\$2,768,462,682	100.00%	\$511
Total Recaptured Revenue	\$0	0.00%	\$0	\$0	0.00%	\$0	\$2,768,462,682	100.00%	\$511
Subtotal: Operating, Other and Recaptured Revenue	\$45,081,656	100.00%	\$8,312	\$60,112,341	100.00%	\$11,083	\$67,884,151,590	100.00%	\$12,534
Debt Service Financing and TRS Estimate Revenue									
Debt Service Financing Related Revenue	\$0	0.00%	\$0	\$0	0.00%	\$0	\$3,691,153,910	63.99%	\$682
Estimated State TRS Contributions	\$1,566,242	100.00%	\$289	\$1,566,242	100.00%	\$289	\$2,077,222,453	36.01%	\$384
Subtotal: Debt Service Financing and TRS Estimate Revenue	\$1,566,242	100.00%	\$289	\$1,566,242	100.00%	\$289	\$5,768,376,363	100.00%	\$1,065
Grand Total: Operating, Other, Debt Service Financing, and TRS Estimate Revenue excluding recapture	\$46,647,898	100.00%	\$8,600	\$61,678,583	100.00%	\$11,371	\$70,884,065,271	100.00%	\$13,088
Expenditures									
Operating Expenditures by Object (61xx-64xx only)									
Payroll Expenditures (Object 61xx)	\$36,333,486	83.39%	\$6,699	\$39,271,268	78.58%	\$7,240	\$42,536,152,378	79.22%	\$7,854
Professional & Contracted Services (Object 62xx)	\$3,286,274	7.54%	\$606	\$3,945,454	7.89%	\$727	\$5,053,894,853	9.41%	\$933

PEIMS Financial Standard Reports/2018-2019

Financial Actual Report

2018 - 2019 Actual Financial Data
 Totals for MEDINA VALLEY ISD (163908)
 Total Enrolled Membership: 5,424

	District						State		
	General Fund	%	Per Student	All Funds	%	Per Student	All Funds	%	Per Student
Supplies & Materials (Object 63xx)	\$3,022,713	6.94%	\$557	\$5,775,236	11.56%	\$1,065	\$4,665,604,291	8.69%	\$861
Other Operating Expenditures (Object 64xx)	\$926,389	2.13%	\$171	\$984,206	1.97%	\$181	\$1,436,788,644	2.68%	\$265
Total Operating Expenditures by Object	\$43,568,862	100.00%	\$8,033	\$49,976,164	100.00%	\$9,214	\$53,692,440,166	100.00%	\$9,913
Non-Operating Expenditures by Object									
Debt Services(Object 65xx)	\$0	0.00%	\$0	\$7,214,082	32.11%	\$1,330	\$8,439,295,633	48.78%	\$1,558
Capital Outlay(Object 66xx)	\$971,345	100.00%	\$179	\$15,253,937	67.89%	\$2,812	\$8,861,633,785	51.22%	\$1,636
Total Non-Operating Expenditures by Object	\$971,345	100.00%	\$179	\$22,468,019	100.00%	\$4,142	\$17,300,929,418	100.00%	\$3,194
Grand Total: Operating and Non-Operating Expenditures by Object	\$44,540,207	100.00%	\$8,212	\$72,444,183	100.00%	\$13,356	\$70,993,369,584	100.00%	\$13,108
Operating Expenditures by Function (61xx-64xx only)									
Instruction(Function 11,95)	\$25,859,788	59.35%	\$4,768	\$27,987,943	56.00%	\$5,160	\$30,104,392,112	56.07%	\$5,558
Instructional Resources & Media Services (Function 12)	\$419,911	0.96%	\$77	\$419,911	0.84%	\$77	\$605,276,429	1.13%	\$112
Curriculum & Staff Development (Function 13)	\$370,540	0.85%	\$68	\$634,293	1.27%	\$117	\$1,226,192,940	2.28%	\$226
Instructional Leadership (Function 21)	\$786,609	1.81%	\$145	\$860,179	1.72%	\$159	\$878,926,312	1.64%	\$162
School Leadership (Function 23)	\$2,154,480	4.94%	\$397	\$2,154,480	4.31%	\$397	\$3,188,405,674	5.94%	\$589
Guidance Counseling Services (Function 31)	\$1,091,297	2.50%	\$201	\$1,435,221	2.87%	\$265	\$2,024,672,783	3.77%	\$374
Social Work Services (Function 32)	\$276,058	0.63%	\$51	\$276,058	0.55%	\$51	\$152,988,674	0.28%	\$28
Health Services (Function 33)	\$586,937	1.35%	\$108	\$586,937	1.17%	\$108	\$556,828,343	1.04%	\$103
Transportation (Function 34)	\$2,172,963	4.99%	\$401	\$2,172,963	4.35%	\$401	\$1,636,095,662	3.05%	\$302
Food Services (Function 35)	\$26,241	0.06%	\$5	\$3,359,317	6.72%	\$619	\$2,916,390,356	5.43%	\$538
Extracurricular (Function 36)	\$1,473,194	3.38%	\$272	\$1,522,112	3.05%	\$281	\$1,647,983,294	3.07%	\$304
General Administration (Function 41,92)	\$1,253,292	2.88%	\$231	\$1,253,292	2.51%	\$231	\$1,746,395,855	3.25%	\$322
Facilities Maintenance & Operations (Function 51)	\$5,243,503	12.03%	\$967	\$5,243,503	10.49%	\$967	\$5,226,340,714	9.73%	\$965
Security & Monitoring Services (Function 52)	\$682,605	1.57%	\$126	\$682,605	1.37%	\$126	\$558,885,118	1.04%	\$103
Data Processing Services (Function 53)	\$1,138,960	2.61%	\$210	\$1,138,960	2.28%	\$210	\$956,567,070	1.78%	\$177
Community Services (Function 61)	\$32,484	0.07%	\$6	\$248,390	0.50%	\$46	\$266,098,830	0.50%	\$49
Total Operating Expenditures by Function	\$43,568,862	100.00%	\$8,033	\$49,976,164	100.00%	\$9,214	\$53,692,440,166	100.00%	\$9,913
Non-Operating Expenditures by Function									
Non-Operating Expenditures by Function (1x-9x) (65xx)	\$0	0.00%	\$0	\$7,214,082	32.11%	\$1,330	\$8,439,295,633	48.78%	\$1,558

PEIMS Financial Standard Reports/2018-2019

Financial Actual Report

2018 - 2019 Actual Financial Data
Totals for MEDINA VALLEY ISD (163908)
Total Enrolled Membership: 5,424

	District						State		
	General Fund	%	Per Student	All Funds	%	Per Student	All Funds	%	Per Student
Non-Operating Expenditures by Function (1x-9x) (66xx)	\$971,345	100.00%	\$179	\$15,253,937	67.89%	\$2,812	\$8,861,633,785	51.22%	\$1,636
Total Non-Operating Expenditures by Function	\$971,345	100.00%	\$179	\$22,468,019	100.00%	\$4,142	\$17,300,929,418	100.00%	\$3,194
Grand Total: Operating and Non-Operating Expenditures by Function	\$44,540,207	100.00%	\$8,212	\$72,444,183	100.00%	\$13,356	\$70,993,369,584	100.00%	\$13,108
Operating Expenditures by Program Intent Code (PIC) (61xx-64xx only)									
Basic Educational Services (PIC 11)	\$21,401,733	49.12%	\$3,946	\$22,093,892	44.21%	\$4,073	\$23,769,020,825	44.27%	\$4,389
Gifted and Talented (PIC 21)	\$603,799	1.39%	\$111	\$603,799	1.21%	\$111	\$416,549,053	0.78%	\$77
Career and Technical (PIC 22)	\$2,375,757	5.45%	\$438	\$2,416,872	4.84%	\$446	\$1,673,614,337	3.12%	\$309
Students with Disabilities (PICs 23,33)	\$4,535,807	10.41%	\$836	\$5,736,950	11.48%	\$1,058	\$6,603,694,277	12.30%	\$1,219
State Compensatory Education (PICs 24,26,28,29,30,34)	\$2,536,613	5.82%	\$468	\$3,415,684	6.83%	\$630	\$4,676,522,504	8.71%	\$863
Bilingual (PICs 25,35)	\$134,994	0.31%	\$25	\$192,426	0.39%	\$35	\$690,802,576	1.29%	\$128
High School Allotment (PIC 31)	\$420,572	0.97%	\$78	\$420,572	0.84%	\$78	\$576,205,810	1.07%	\$106
PreKindergarten (PIC 32)	\$0	0.00%	\$0	\$0	0.00%	\$0	\$576,398,990	1.07%	\$106
Athletics/Related Activities (PIC 91)	\$1,036,525	2.38%	\$191	\$1,036,525	2.07%	\$191	\$1,093,452,352	2.04%	\$202
Un-Allocated (PIC 99)	\$10,523,062	24.15%	\$1,940	\$14,059,444	28.13%	\$2,592	\$13,616,179,442	25.36%	\$2,514
Total Operating Expenditures by Program Intent Code (PIC)	\$43,568,862	100.00%	\$8,033	\$49,976,164	100.00%	\$9,214	\$53,692,440,166	100.00%	\$9,913
Non-Operating Expenditures by PIC									
Non-Operating Expenditures by PIC (1x-9x) (65xx)	\$0	0.00%	\$0	\$7,214,082	32.11%	\$1,330	\$8,439,295,633	48.78%	\$1,558
Non-Operating Expenditures by PIC (1x-9x) (66xx)	\$971,345	100.00%	\$179	\$15,253,937	67.89%	\$2,812	\$8,861,633,785	51.22%	\$1,636
Total Non-Operating Expenditures by Program Intent Code (PIC)	\$971,345	100.00%	\$179	\$22,468,019	100.00%	\$4,142	\$17,300,929,418	100.00%	\$3,194
Grand Total: Operating and Non-Operating Expenditures by Program Intent Code (PIC)	\$44,540,207	100.00%	\$8,212	\$72,444,183	100.00%	\$13,356	\$70,993,369,584	100.00%	\$13,108
Disbursements									
Total Disbursements									
Operating Expenditures	\$43,568,862	96.99%	\$8,033	\$49,976,164	68.58%	\$9,214	\$53,692,440,166	71.10%	\$9,913
Recapture	\$0	0.00%	\$0	\$0	0.00%	\$0	\$2,768,462,682	3.67%	\$511
Total Other Uses	\$0	0.00%	\$0	\$0	0.00%	\$0	\$1,068,121,149	1.41%	\$197

PEIMS Financial Standard Reports/2018-2019

Financial Actual Report

2018 - 2019 Actual Financial Data
 Totals for MEDINA VALLEY ISD (163908)
 Total Enrolled Membership: 5,424

	District						State		
	General Fund	%	Per Student	All Funds	%	Per Student	All Funds	%	Per Student
Intergovernmental Charge	\$378,998	0.84%	\$70	\$423,998	0.58%	\$78	\$681,757,275	0.90%	\$126
Debt Service (Object 6500)	\$0	0.00%	\$0	\$7,214,082	9.90%	\$1,330	\$8,439,295,633	11.18%	\$1,558
Capital Projects (Object 6600)	\$971,345	2.16%	\$179	\$15,253,937	20.93%	\$2,812	\$8,861,633,785	11.74%	\$1,636
Total Disbursements	\$44,919,205	100.00%	\$8,282	\$72,868,181	100.00%	\$13,434	\$75,511,710,690	100.00%	\$13,942
Tax Rates									
2018 - 2019 (current tax year) Tax Rates									
Maintenance & Operations				1.0400			1.1003		
Interest & Sinking				0.3992			0.2097		
Total Tax Rate				1.4392			1.3101		
Fund Balance**									
Fund Balance									
Nonspendable Fund Balance	\$23,050		\$4	\$23,050		\$4	\$255,555,898		\$50
Restricted Fund Balance	\$0		\$0	\$53,464,396		\$9,857	\$17,956,324,818		\$3,521
Committed Fund Balance	\$4,000,000		\$737	\$4,035,053		\$744	\$3,206,045,411		\$629
Assigned Fund Balance	\$0		\$0	\$0		\$0	\$2,969,613,173		\$582
Unassigned Fund Balance	\$15,615,056		\$2,879	\$15,615,056		\$2,879	\$14,724,633,560		\$2,887
Total Fund Balance**	\$19,638,106		\$3,621	\$73,137,555		\$13,484	\$39,112,172,860		\$7,670
Fund Balance Reconciliation									
2017-2018 Total Fund Balance (Previous Year)	\$17,909,376		\$3,539	\$34,729,081		\$6,863	\$35,850,846,786		\$7,045
2018-2019 Excess (Deficiency) Operating Expenditures	\$1,578,730		\$291	\$-11,950,249		\$-2,203	\$-5,923,414,430		\$-1,162
2018-2019 Excess (Deficiency) Non-Operating Expenditures	\$150,000		\$28	\$50,358,723		\$9,284	\$8,992,605,090		\$1,763
2018-2019 Uncommon Items	\$0		\$0	\$0		\$0	\$192,135,414		\$38
2018-2019 Total Fund Balance	\$19,638,106		\$3,621	\$73,137,555		\$13,484	\$39,112,172,860		\$7,670

For more information, please contact:

Dr. Dwight McHazlett
Assistant Superintendent
dwight.mchazlett@mvisd.org
830-931-2243 ext 1101

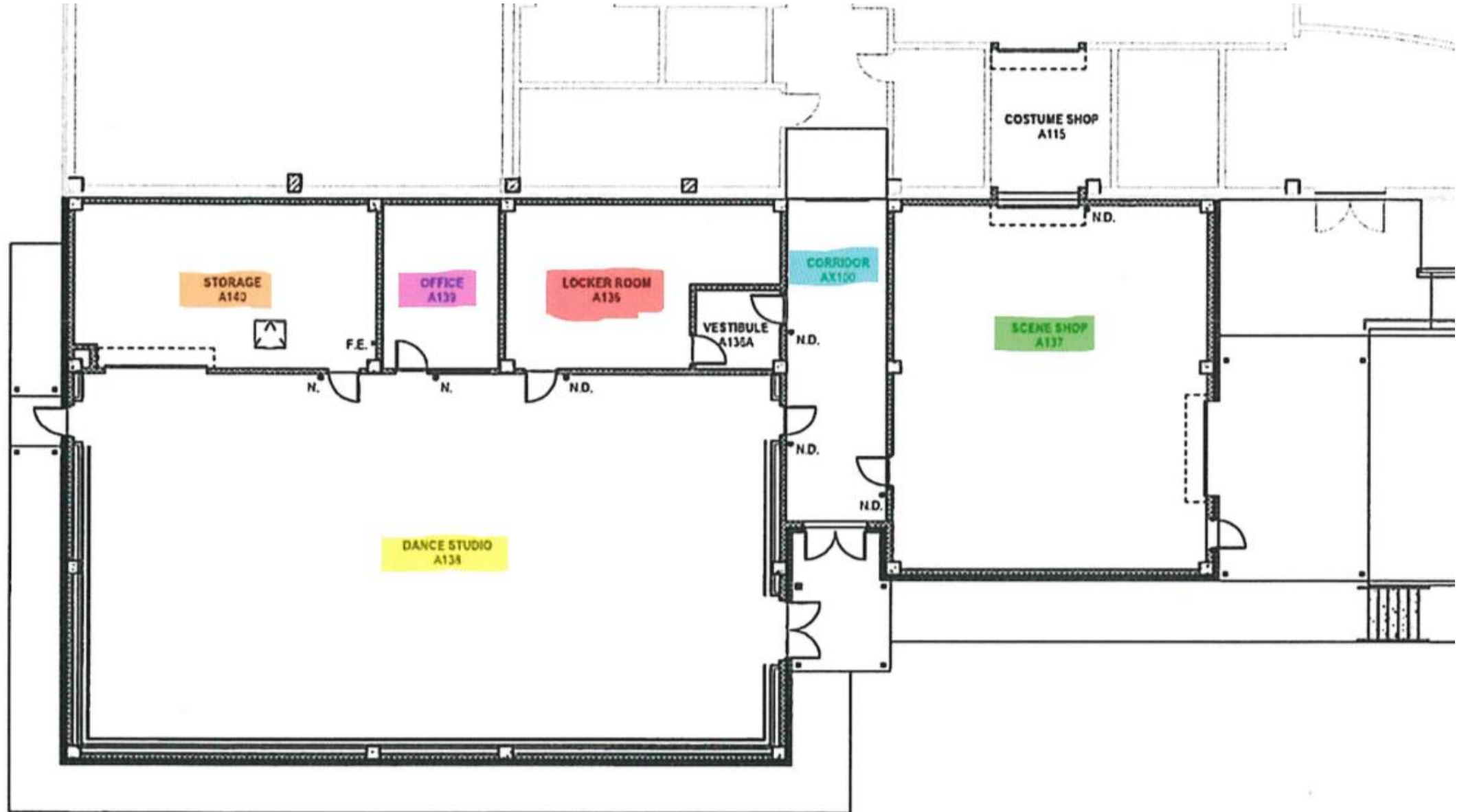


"Every Child Deserves a Champion"

Construction Update

January 19, 2021

Fine Arts Addition (Schematic Layout)



Fine Arts Addition

(\$2.04 MM)

- Canopy Installation Complete
- Flooring Installation in Progress
- Pouring Site Concrete/Ramp
- Trim Work
- Lockers & Mirrors End of the Month

Fine Arts Addition (Loading Dock)



Fine Arts Addition (Loading Dock)



Fine Arts Addition (South Exit)



Fine Arts Addition (Scene Shop → Costume Storage)



Fine Arts Addition (Scene Shop → Costume Storage)



Fine Arts Addition (Dance Studio & Corridor)



Fine Arts Addition (Dance Studio & Corridor)



Ladera Elementary

(27.8 MM)

- Main Corridor Plaster Installation
- Restroom Tile
- Gymnasium Ductwork
- Starting Science Casework
- West side R-O-W approach Poured
- Begin Irrigation Installation

Ladera Elementary (Front Entrance)



Ladera Elementary

(Bus Loop/Fire Lane)



Ladera Elementary

(Mechanical Room)



Ladera Elementary

(Chiller/Main Electrical Panels)



Ladera Elementary (Main Entry Interior Lobby Stone)



Ladera Elementary

(Main Entry Interior Lobby Plaster)



Ladera Elementary

(Pre-K, Kinder & 1st Grade Classroom)



Ladera Elementary

(Typical 2nd – 5th Grade Classroom)



Ladera Elementary (Drinking Fountains)



Ladera Elementary

(Student Restroom Plumbing Fixtures)



Ladera Elementary

(Staff Restroom Plumbing & Tile)



Ladera Elementary

(Gymnasium – MEP)



Ladera Elementary

(Cafeteria Storefront – North Entrance)



Ladera Elementary

(Cafeteria Storefront – North Entrance)



Ladera Elementary

(Underfloor - Main Building)



Ladera Elementary (Ladera Hills)



Ladera Elementary

(Entrance from Ladera Hills)



Ladera Elementary

(Elementary #5)



Target Completion Date → April 30, 2021

Land Purchased for Future Elementary (Silos Subdivision)



Land Purchased for Future Elementary (Silos Subdivision)

- Sewer Infrastructure Complete
- Roadwork In Progress East & South of the Property
- Water, Stormwater, Electric/Gas/Fiber Infrastructure Ongoing

Land Purchased for Future Elementary (Silos View Street Cut)



Land Purchased for Future Elementary (Silos View Street Cut)



DECEMBER 2020
MEDINA VALLEY INDEPENDENT SCHOOL DISTRICT
GENERAL FUND FINANCIAL STATEMENT
(Realized Expenses Only)

<u>Estimated Revenues</u>	<u>Original Budget</u>	<u>Current Budget</u>	<u>Current Period Actual</u>	<u>YTD Actual</u>	<u>Estimated Revenue/Encumbrance</u>	<u>Total Estimated Revenue/Expense</u>	<u>Balance</u>	<u>Current Year Percent Recognized</u>	<u>Prior Year Percent Recognized</u>
5700 Local and Intermediate Revenues	\$ 21,186,077	\$ 20,950,077	\$ 10,854,872	\$ 11,731,965	\$ 9,218,112	\$ 20,950,077	\$ -	56.00%	56.78%
5800 State Program Revenues	\$ 31,983,066	\$ 31,508,066	\$ 306,142	\$ 12,711,248	\$ 18,796,818	\$ 31,508,066	\$ -	40.34%	41.72%
5900 Federal Revenues	\$ 475,000	\$ 475,000	\$ 17,601	\$ 90,733	\$ 384,267	\$ 475,000	\$ -	19.10%	38.36%
Total Revenues	\$ 53,644,143	\$ 52,933,143	\$ 11,178,615	\$ 24,533,946	\$ 28,399,197	\$ 52,933,143	\$ -	46.35%	48.16%
Proposed Appropriations									
11 Instruction	\$ 31,087,462	\$ 31,087,462	\$ 2,444,257	\$ 9,640,290	\$ 20,226,424	\$ 29,866,715	\$ 1,220,747	31.01%	32.69%
12 Instructional Resources and Media Services	\$ 521,698	\$ 521,698	\$ 36,342	\$ 178,079	\$ 300,987	\$ 479,066	\$ 42,632	34.13%	37.77%
13 Curriculum and Instructional Staff Development	\$ 666,022	\$ 666,022	\$ 69,968	\$ 200,113	\$ 261,322	\$ 461,435	\$ 204,587	30.05%	40.53%
21 Instructional Leadership	\$ 1,220,908	\$ 1,220,908	\$ 80,134	\$ 319,038	\$ 713,442	\$ 1,032,480	\$ 188,428	26.13%	31.51%
23 School Leadership	\$ 2,774,561	\$ 2,774,561	\$ 223,603	\$ 887,168	\$ 1,855,306	\$ 2,742,474	\$ 32,087	31.98%	33.91%
31 Guidance, Counseling and Evaluation Services	\$ 1,765,040	\$ 1,765,040	\$ 135,217	\$ 546,769	\$ 1,139,317	\$ 1,686,085	\$ 78,955	30.98%	40.03%
32 Social Work Services	\$ 451,229	\$ 451,229	\$ 34,569	\$ 138,361	\$ 297,846	\$ 436,207	\$ 15,022	30.66%	27.79%
33 Health Services	\$ 581,614	\$ 581,614	\$ 51,027	\$ 209,271	\$ 401,819	\$ 611,090	\$ (29,476)	35.98%	28.85%
34 Student Transportation	\$ 3,586,985	\$ 3,586,985	\$ 219,841	\$ 987,055	\$ 1,647,946	\$ 2,635,001	\$ 951,985	27.52%	26.15%
35 Food Service	\$ 44,247	\$ 44,247	\$ -	\$ -	\$ 44,247	\$ 44,247	\$ -	0.00%	0.00%
36 Extracurricular Activities	\$ 1,686,975	\$ 1,686,975	\$ 125,871	\$ 452,394	\$ 834,856	\$ 1,287,250	\$ 399,725	26.82%	27.77%
41 General Administration	\$ 1,582,333	\$ 1,582,333	\$ 124,033	\$ 511,402	\$ 790,520	\$ 1,301,922	\$ 280,411	32.32%	33.26%
51 Facilities Maintenance and Operations	\$ 6,700,000	\$ 6,700,000	\$ 435,865	\$ 1,977,724	\$ 2,742,327	\$ 4,720,051	\$ 1,979,949	29.52%	31.93%
52 Security and Monitoring Services	\$ 345,297	\$ 345,297	\$ 61,493	\$ 112,259	\$ 223,645	\$ 335,904	\$ 9,393	32.51%	18.45%
53 Data Processing Services	\$ 1,590,567	\$ 1,590,567	\$ 109,652	\$ 654,970	\$ 843,535	\$ 1,498,505	\$ 92,061	41.18%	52.67%
61 Community Services	\$ 25,483	\$ 25,483	\$ 1,567	\$ 6,867	\$ 14,447	\$ 21,314	\$ 4,169	26.95%	18.04%
81 Facilities Acquisition and Construction	\$ 75,000	\$ 75,000	\$ -	\$ -	\$ -	\$ -	\$ 75,000	0.00%	0.00%
95 Payments to JJAEP	\$ 5,000	\$ 5,000	\$ -	\$ -	\$ -	\$ -	\$ 5,000	0.00%	0.00%
99 Other Intergovernmental	\$ 400,000	\$ 400,000	\$ 99,722	\$ 195,777	\$ 200,864	\$ 396,642	\$ 3,358	48.94%	85.38%
Totals	\$ 55,110,422	\$ 55,110,422	\$ 4,253,163	\$ 17,017,537	\$ 32,538,851	\$ 49,556,387	\$ 5,554,035	30.88%	33.14%
Current Year Estimated Surplus/Deficit	\$ (1,466,279)	\$ (2,177,279)							
Beginning Year Fund Balance	\$ 21,458,050	\$ 21,458,051							
Est. End of Year Fund Balance	\$ 19,991,771	\$ 19,280,772							

DECEMBER 2020
MEDINA VALLEY INDEPENDENT SCHOOL DISTRICT
GENERAL FUND FINANCIAL STATEMENT
(Realized Expenses Only)

<u>Estimated Revenues</u>	<u>Original Budget</u>	<u>Current Budget</u>	<u>September</u>	<u>October</u>	<u>November</u>	<u>December</u>	<u>YTD Actual</u>	<u>Balance</u>
5700 Local Revenues	\$ 21,186,077	\$ 21,186,077	\$ 100,841	\$ 66,447	\$ 709,804	\$10,854,872	\$ 11,731,965	\$ 9,454,112
5800 State Program Revenues	\$ 31,983,066	\$ 31,983,066	\$ 4,259,528	\$5,208,784	\$2,936,794	\$ 306,142	\$ 12,711,248	\$ 19,271,818
5900 Federal Revenues	\$ 475,000	\$ 475,000	\$ 13,185	\$ 23,429	\$ 36,517	\$ 17,601	\$ 90,733	\$ 384,267
Total Revenues	\$ 53,644,143	\$ 53,644,143	\$ 4,373,554	\$5,298,661	\$3,683,116	\$11,178,615	\$ 24,533,946	\$ 29,110,197
Proposed Appropriations								
11 Instruction	\$ 31,087,462	\$ 31,087,462	\$ 2,371,544	\$ 2,353,820	\$ 2,470,669	\$ 2,444,257	\$ 9,640,290	\$ 21,447,171
12 Instructional Resources and Media Services	\$ 521,698	\$ 521,698	\$ 36,693	\$ 58,390	\$ 46,653	\$ 36,342	\$ 178,079	\$ 343,619
13 Curriculum and Instructional Staff Development	\$ 666,022	\$ 666,022	\$ 36,871	\$ 47,809	\$ 45,464	\$ 69,968	\$ 200,113	\$ 465,909
21 Instructional Leadership	\$ 1,220,908	\$ 1,220,908	\$ 77,554	\$ 77,442	\$ 83,909	\$ 80,134	\$ 319,038	\$ 901,870
23 School Leadership	\$ 2,774,561	\$ 2,774,561	\$ 221,614	\$ 228,039	\$ 213,911	\$ 223,603	\$ 887,168	\$ 1,887,393
31 Guidance, Counseling and Evaluation Services	\$ 1,765,040	\$ 1,765,040	\$ 143,383	\$ 127,745	\$ 140,424	\$ 135,217	\$ 546,769	\$ 1,218,272
32 Social Work Services	\$ 451,229	\$ 451,229	\$ 34,655	\$ 34,569	\$ 34,568	\$ 34,569	\$ 138,361	\$ 312,868
33 Health Services	\$ 581,614	\$ 581,614	\$ 50,789	\$ 53,432	\$ 54,023	\$ 51,027	\$ 209,271	\$ 372,343
34 Student Transportation	\$ 3,586,985	\$ 3,586,985	\$ 219,658	\$ 323,133	\$ 224,423	\$ 219,841	\$ 987,055	\$ 2,599,931
35 Food Service	\$ 44,247	\$ 44,247	\$ -	\$ -	\$ -	\$ -	\$ -	\$ 44,247
36 Extracurricular Activities	\$ 1,686,975	\$ 1,686,975	\$ 101,971	\$ 102,189	\$ 122,363	\$ 125,871	\$ 452,394	\$ 1,234,581
41 General Administration	\$ 1,582,333	\$ 1,582,333	\$ 103,045	\$ 173,394	\$ 110,930	\$ 124,033	\$ 511,402	\$ 1,070,931
51 Facilities Maintenance and Operations	\$ 6,700,000	\$ 6,700,000	\$ 367,382	\$ 792,038	\$ 382,440	\$ 435,865	\$ 1,977,724	\$ 4,722,276
52 Security and Monitoring Services	\$ 345,297	\$ 345,297	\$ 15,200	\$ 24,092	\$ 11,473	\$ 61,493	\$ 112,259	\$ 233,039
53 Data Processing Services	\$ 1,590,567	\$ 1,590,567	\$ 200,462	\$ 192,493	\$ 152,363	\$ 109,652	\$ 654,970	\$ 935,596
61 Community Services	\$ 25,483	\$ 25,483	\$ 1,590	\$ 2,117	\$ 1,593	\$ 1,567	\$ 6,867	\$ 18,616
81 Facilities Acquisition and Construction	\$ 75,000	\$ 75,000	\$ -	\$ -	\$ -	\$ -	\$ -	\$ 75,000
95 Payments to JJAEP	\$ 5,000	\$ 5,000	\$ -	\$ -	\$ -	\$ -	\$ -	\$ 5,000
99 Other Intergovernmental	\$ 400,000	\$ 400,000	\$ 96,055	\$ -	\$ -	\$ 99,722	\$ 195,777	\$ 204,223
Totals	\$ 55,110,422	\$ 55,110,422	\$ 4,078,467	\$4,590,700	\$4,095,206	\$ 4,253,163	\$ 17,017,537	\$ 38,092,885

DECEMBER 2020
MEDINA VALLEY INDEPENDENT SCHOOL DISTRICT
GENERAL FUND FINANCIAL STATEMENT
(Realized Expenses Only)

DECEMBER TAX COLLECTIONS

	Tax Levy/			Current				Uncollected	Current Year	Prior Year
	Beginning	Cumulative	Adjusted Levy	Month	YTD	YTD	YTD Other			
<u>M&O Taxes</u>	Balance	Adjustment	Adjusted Levy	Collections	Collections	Discount	Adjustment	Balance	Collections	Collections
2020 Tax Levy	\$ 21,908,956	\$ 37,014	\$ 21,945,970	\$ 10,709,894	\$ 11,396,575	\$ -	\$ (0)	\$ 10,549,395	51.93%	\$ -
Delinquent Tax Years	\$ 1,154,402	\$ (10,158)	\$ 1,144,244	\$ 72,566	\$ 158,591	\$ -	\$ 2	\$ 985,655	13.86%	\$ -
	\$ 23,063,358	\$ 26,856	\$ 23,090,215	\$ 10,782,460	\$ 11,555,165	\$ -	\$ 2	\$ 11,535,051	50.04%	\$ -

	Beginning			Month				Uncollected	Current Year	Prior Year
	Balance	Adjustment	Adjusted Levy	Collections	Collections	Discount	Adjustment			
<u>I&S Taxes</u>										
2020 Tax Levy	\$ 11,887,935	\$ 20,089	\$ 11,908,024	\$ 5,812,654	\$ 6,185,311	\$ -	\$ (0)	\$ 5,722,713	51.94%	\$ -
Delinquent Tax Years	\$ 420,363	\$ (5,174)	\$ 415,190	\$ 30,266	\$ 66,111	\$ -	\$ (0)	\$ 349,078	15.92%	\$ -
	\$ 12,308,299	\$ 14,916	\$ 12,323,214	\$ 5,842,920	\$ 6,251,423	\$ -	\$ (0)	\$ 6,071,792	50.73%	\$ -

	Beginning			Month				Uncollected	Current Year	Prior Year
	Balance	Adjustment	Adjusted Levy	Collections	Collections	Discount	Adjustment			
<u>Total Tax Collections</u>										
2020 Tax Levy	\$ 33,796,891	\$ 57,103	\$ 33,853,994	\$ 16,522,548	\$ 17,581,886	\$ -	\$ (1)	\$ 16,272,108	51.93%	\$ -
Delinquent Tax Years	\$ 1,574,765	\$ (15,331)	\$ 1,559,434	\$ 102,832	\$ 224,702	\$ -	\$ 2	\$ 1,334,734	14.41%	\$ -
	\$ 35,371,657	\$ 41,772	\$ 35,413,429	\$ 16,625,380	\$ 17,806,588	\$ -	\$ 1	\$ 17,606,842	50.28%	\$ -

TAX COLLECTIONS SUMMARY

	Current Year				Prior Year			
	Current				Current			
	Budget	Month	YTD	% Collected	Budget	Month	YTD	% Collected
<u>M&O Collections</u>								
Current Year Tax	\$ 20,631,077	\$ 10,709,894	\$ 11,396,575	55.24%	\$ 21,131,000	\$ 10,692,166	\$ 12,316,368	58.29%
Delinquent Tax Years	\$ 200,000	\$ 72,566	\$ 158,591	79.30%	\$ 217,000	\$ 47,331	\$ (69,547)	-32.05%
Interest	\$ 200,000	\$ 14,666	\$ 45,378	22.69%	\$ 217,000	\$ 26,786	\$ 54,917	25.31%
	\$ 21,031,077	\$ 10,797,126	\$ 11,600,543	55.16%	\$ 21,565,000	\$ 10,766,283	\$ 12,301,738	57.04%

	Current Year				Prior Year			
	Current				Current			
	Budget	Month	YTD	% Collected	Budget	Month	YTD	% Collected
<u>I&S Collections</u>								
Current Year Tax	\$ 12,100,706	\$ 5,812,654	\$ 6,185,311	51.12%	\$ 9,568,098	\$ 5,012,954	\$ 5,773,951	60.35%
Delinquent Tax Years	\$ 90,000	\$ 30,266	\$ 66,111	73.46%	\$ 90,000	\$ 17,193	\$ (28,508)	-31.68%
Interest	\$ 100,000	\$ 5,849	\$ 17,959	17.96%	\$ 80,000	\$ 9,688	\$ 19,796	24.75%
	\$ 12,290,706	\$ 5,848,769	\$ 6,269,382	51.01%	\$ 9,738,098	\$ 5,039,835	\$ 5,765,239	59.20%

	Current Year				Prior Year			
	Current				Current			
	Budget	Month	YTD	% Collected	Budget	Month	YTD	% Collected
<u>Total Tax Collections</u>								
Current Year Tax	\$ 32,714,783	\$ 16,522,548	\$ 17,581,886	53.74%	\$ 30,699,098	\$ 15,705,120	\$ 18,090,319	58.93%
Delinquent Tax Years	\$ 300,000	\$ 102,832	\$ 224,702	74.90%	\$ 307,000	\$ 64,524	\$ (98,055)	-31.94%
Interest	\$ 300,000	\$ 20,515	\$ 63,336	21.11%	\$ 297,000	\$ 36,474	\$ 74,713	25.16%
	\$ 33,314,783	\$ 16,645,895	\$ 17,869,925	53.64%	\$ 31,303,098	\$ 15,806,118	\$ 18,066,977	57.72%

DECEMBER 2020
MEDINA VALLEY INDEPENDENT SCHOOL DISTRICT
GENERAL FUND FINANCIAL STATEMENT
(Realized Expenses Only)

<u>M&O Collections</u>	Adjusted	September	October	November	December	YTD Actual	Percent
	Levy						Collected
2020 Tax Levy	\$ 21,945,970	\$ -	\$ -	\$ 686,681	\$10,709,894	\$ 11,396,575	51.93%
Delinquent Tax Years	\$ 1,144,244	\$ 64,906	\$ 24,172	\$ (3,053)	\$ 72,566	\$ 158,591	13.86%
	\$ 23,090,215	\$ 64,906	\$ 24,172	\$ 683,627	\$10,782,460	\$ 11,555,165	50.04%

<u>I&S Collections</u>	Adjusted	September	October	November	December	YTD Actual	Percent
	Levy						Collected
2020 Tax Levy	\$ 11,908,024	\$ -	\$ -	\$ 372,657	\$ 5,812,654	\$ 6,185,311	51.94%
Delinquent Tax Years	\$ 415,190	\$ 26,715	\$ 10,182	\$ (1,052)	\$ 30,266	\$ 66,112	15.92%
	\$ 12,323,214	\$ 26,715	\$ 10,182	\$ 371,605	\$ 5,842,920	\$ 6,251,423	50.73%

<u>Total Tax Collections</u>	Adjusted	September	October	November	December	YTD Actual	Percent
	Levy						Collected
2020 Tax Levy	\$ 33,853,994	\$ -	\$ -	\$ 1,059,338	\$16,522,548	\$ 17,581,886	51.93%
Delinquent Tax Years	\$ 1,559,434	\$ 91,621	\$ 34,354	\$ (4,105)	\$ 102,832	\$ 224,703	14.41%
	\$ 35,413,429	\$ 91,621	\$ 34,354	\$ 1,055,233	\$16,625,380	\$ 17,806,588	50.28%

DECEMBER 2020
MEDINA VALLEY INDEPENDENT SCHOOL DISTRICT
GENERAL FUND FINANCIAL STATEMENT
(Realized Expenses Only)

<u>Object</u>	<u>Budget</u>	<u>Current Period</u>		<u>Estimated</u>	<u>Total Estimated</u>	<u>Balance</u>	<u>Current YTD</u>	<u>Prior YTD</u>
		<u>Actuals</u>	<u>YTD Actuals</u>	<u>Encumbrance</u>	<u>Revenue/Expense</u>		<u>% Recongized</u>	<u>% Recongized</u>
6100 - Wages and Benefits	\$ 45,150,104	\$ 3,523,027	\$ 14,132,693	\$ 30,175,537	\$ 44,308,231	\$ 841,874	31.30%	32.63%
6200 - Contracted Services	\$ 4,390,330	\$ 480,401	\$ 1,125,415	\$ 1,378,924	\$ 2,504,339	\$ 1,885,991	25.63%	33.45%
6300 - Supplies and Materials	\$ 3,324,903	\$ 193,625	\$ 1,057,231	\$ 748,861	\$ 1,806,092	\$ 1,518,811	31.80%	37.08%
6400 - Travel and Miscellaneous	\$ 1,301,538	\$ 56,111	\$ 651,380	\$ 133,807	\$ 785,187	\$ 516,352	50.05%	49.08%
6600 - Capital Outlay	\$ 943,547	\$ -	\$ 50,818	\$ 101,721	\$ 152,539	\$ 791,008	5.39%	24.15%
TOTAL	\$ 55,110,422	\$ 4,253,163	\$ 17,017,536	\$ 32,538,851	\$ 49,556,387	\$ 5,554,035	30.88%	33.14%

DECEMBER 2020
MEDINA VALLEY INDEPENDENT SCHOOL DISTRICT
GENERAL FUND FINANCIAL STATEMENT
(Realized Expenses Only)

<u>Proposed Appropriations</u>	<u>Original Budget</u>	<u>Current Budget</u>	<u>Wages/ Benefits (6100)</u>	<u>Contracted Services (6200)</u>	<u>Supplies/ Materials (6300)</u>	<u>Travel/ Misc (6400)</u>	<u>Capital Outlay (6600)</u>	<u>YTD Actual</u>	<u>Balance</u>
11 Instruction	\$ 31,087,462	\$ 31,087,462	\$ 9,056,781	\$ 243,113	\$ 299,646	\$ 8,496	\$ 32,255	\$ 9,640,290	\$ 21,447,171
12 Instructional Resources and Media Services	\$ 521,698	\$ 521,698	\$ 137,221	\$ -	\$ 40,579	\$ 279	\$ -	\$ 178,079	\$ 343,619
13 Curriculum and Instructional Staff Development	\$ 666,022	\$ 666,022	\$ 120,748	\$ 57,859	\$ 3,156	\$ 18,349	\$ -	\$ 200,113	\$ 465,909
21 Instructional Leadership	\$ 1,220,908	\$ 1,220,908	\$ 294,539	\$ 7,752	\$ 10,831	\$ 5,915	\$ -	\$ 319,038	\$ 901,870
23 School Leadership	\$ 2,774,561	\$ 2,774,561	\$ 854,343	\$ 9,563	\$ 14,778	\$ 8,484	\$ -	\$ 887,168	\$ 1,887,393
31 Guidance, Counseling and Evaluation Services	\$ 1,765,040	\$ 1,765,040	\$ 507,086	\$ 9,880	\$ 24,608	\$ 5,195	\$ -	\$ 546,769	\$ 1,218,272
32 Social Work Services	\$ 451,229	\$ 451,229	\$ 138,361	\$ -	\$ -	\$ -	\$ -	\$ 138,361	\$ 312,868
33 Health Services	\$ 581,614	\$ 581,614	\$ 199,724	\$ 3,025	\$ 5,877	\$ 645	\$ -	\$ 209,271	\$ 372,343
34 Student Transportation	\$ 3,586,985	\$ 3,586,985	\$ 739,159	\$ 18,373	\$ 156,354	\$ 73,170	\$ -	\$ 987,055	\$ 2,599,930
35 Food Service	\$ 44,247	\$ 44,247	\$ -	\$ -	\$ -	\$ -	\$ -	\$ -	\$ 44,247
36 Extracurricular Activities	\$ 1,686,975	\$ 1,686,975	\$ 265,349	\$ 55,102	\$ 54,558	\$ 77,384	\$ -	\$ 452,394	\$ 1,234,581
41 General Administration	\$ 1,582,333	\$ 1,582,333	\$ 337,836	\$ 46,111	\$ 50,438	\$ 77,017	\$ -	\$ 511,402	\$ 1,070,931
51 Facilities Maintenance and Operations	\$ 6,700,000	\$ 6,700,000	\$ 1,082,998	\$ 373,914	\$ 151,051	\$ 369,761	\$ -	\$ 1,977,724	\$ 4,722,276
52 Security and Monitoring Services	\$ 345,297	\$ 345,297	\$ 13,237	\$ 85,037	\$ 7,985	\$ 6,000	\$ -	\$ 112,259	\$ 233,038
53 Data Processing Services	\$ 1,590,567	\$ 1,590,567	\$ 378,928	\$ 19,582	\$ 237,228	\$ 669	\$ 18,563	\$ 654,970	\$ 935,597
61 Community Services	\$ 25,483	\$ 25,483	\$ 6,381	\$ 327	\$ 142	\$ 17	\$ -	\$ 6,867	\$ 18,616
81 Facilities Acquisition and Construction	\$ 75,000	\$ 75,000	\$ -	\$ -	\$ -	\$ -	\$ -	\$ -	\$ 75,000
95 Payments to JJAEP	\$ 5,000	\$ 5,000	\$ -	\$ -	\$ -	\$ -	\$ -	\$ -	\$ 5,000
99 Other Intergovernmental	\$ 400,000	\$ 400,000	\$ -	\$ 195,777	\$ -	\$ -	\$ -	\$ 195,777	\$ 204,223
Totals	\$55,110,422	\$55,110,422	\$14,132,693	\$1,125,415	\$1,057,231	\$651,380	\$50,818	\$17,017,536	\$38,092,885

DECEMBER 2020
MEDINA VALLEY INDEPENDENT SCHOOL DISTRICT
GENERAL FUND FINANCIAL STATEMENT
(Wages and Benefits Realized Expenses Only)

<u>Appropriations</u>	<u>Original Budget</u>	<u>Current Budget</u>	<u>September</u>	<u>October</u>	<u>November</u>	<u>December</u>	<u>YTD Actual</u>	<u>Balance</u>
11 Instruction	\$ 28,856,970	\$ 28,850,920	\$ 2,263,522	\$ 2,258,544	\$ 2,270,570	\$ 2,264,146	\$ 9,056,782	\$ 19,794,138
12 Instructional Resources and Media Services	\$ 422,971	\$ 422,971	\$ 34,449	\$ 34,295	\$ 34,319	\$ 34,157	\$ 137,221	\$ 285,750
13 Curriculum and Instructional Staff Development	\$ 372,225	\$ 372,225	\$ 31,316	\$ 29,811	\$ 29,811	\$ 29,811	\$ 120,748	\$ 251,477
21 Instructional Leadership	\$ 1,044,376	\$ 1,044,376	\$ 72,018	\$ 73,377	\$ 74,777	\$ 74,368	\$ 294,540	\$ 749,836
23 School Leadership	\$ 2,635,039	\$ 2,635,039	\$ 216,099	\$ 214,243	\$ 208,975	\$ 215,026	\$ 854,343	\$ 1,780,696
31 Guidance, Counseling and Evaluation Services	\$ 1,586,724	\$ 1,589,324	\$ 126,850	\$ 126,795	\$ 126,501	\$ 126,940	\$ 507,086	\$ 1,082,238
32 Social Work Services	\$ 447,634	\$ 447,634	\$ 34,655	\$ 34,569	\$ 34,569	\$ 34,569	\$ 138,361	\$ 309,273
33 Health Services	\$ 557,414	\$ 557,414	\$ 48,635	\$ 51,121	\$ 49,743	\$ 50,226	\$ 199,725	\$ 357,689
34 Student Transportation	\$ 2,417,257	\$ 2,417,257	\$ 182,851	\$ 187,637	\$ 184,855	\$ 183,816	\$ 739,159	\$ 1,678,098
35 Food Service	\$ 44,247	\$ 44,247	\$ -	\$ -	\$ -	\$ -	\$ -	\$ 44,247
36 Extracurricular Activities	\$ 764,601	\$ 770,601	\$ 63,946	\$ 66,949	\$ 63,826	\$ 70,629	\$ 265,350	\$ 505,251
41 General Administration	\$ 1,074,183	\$ 1,074,183	\$ 77,534	\$ 106,309	\$ 77,587	\$ 76,406	\$ 337,836	\$ 736,347
51 Facilities Maintenance and Operations	\$ 3,844,830	\$ 3,778,680	\$ 296,029	\$ 265,097	\$ 261,736	\$ 260,136	\$ 1,082,997	\$ 2,695,683
52 Security and Monitoring Services	\$ 58,147	\$ 52,147	\$ 3,366	\$ 3,239	\$ 3,130	\$ 3,503	\$ 13,237	\$ 38,910
53 Data Processing Services	\$ 1,072,703	\$ 1,072,703	\$ 92,016	\$ 91,505	\$ 97,680	\$ 97,727	\$ 378,928	\$ 693,775
61 Community Services	\$ 20,383	\$ 20,383	\$ 1,590	\$ 1,632	\$ 1,592	\$ 1,567	\$ 6,381	\$ 14,002
81 Facilities Acquisition and Construction	\$ -	\$ -	\$ -	\$ -	\$ -	\$ -	\$ -	\$ -
95 Payments to JJAEP	\$ -	\$ -	\$ -	\$ -	\$ -	\$ -	\$ -	\$ -
99 Other Intergovernmental	\$ -	\$ -	\$ -	\$ -	\$ -	\$ -	\$ -	\$ -
Totals	\$ 45,219,704	\$ 45,150,104	\$ 3,544,876	\$ 3,545,121	\$ 3,519,669	\$ 3,523,027	\$ 14,132,693	\$ 31,017,412

DECEMBER 2020
MEDINA VALLEY INDEPENDENT SCHOOL DISTRICT
GENERAL FUND FINANCIAL STATEMENT
(Contracted Services Realized Expenses Only)

<u>Appropriations</u>	<u>Original Budget</u>	<u>Current Budget</u>	<u>September</u>	<u>October</u>	<u>November</u>	<u>December</u>	<u>YTD Actual</u>	<u>Balance</u>
11 Instruction	\$ 941,104	\$ 963,829	\$ 5,628	\$ 21,115	\$ 93,156	\$ 123,214	\$ 243,113	\$ 720,716
Instructional								
12 Resources and Media Services	\$ 1,572	\$ 1,572	\$ -	\$ -	\$ -	\$ -	\$ -	\$ 1,572
13 Curriculum and Instructional Staff Development	\$ 112,761	\$ 112,811	\$ -	\$ 9,685	\$ 9,480	\$ 38,694	\$ 57,859	\$ 54,952
21 Instructional Leadership	\$ 82,031	\$ 82,031	\$ 1,141	\$ 1,587	\$ 2,287	\$ 2,738	\$ 7,752	\$ 74,279
23 School Leadership	\$ 33,085	\$ 34,949	\$ 2,302	\$ 3,845	\$ 621	\$ 2,795	\$ 9,563	\$ 25,386
31 Guidance, Counseling and Evaluation Services	\$ 71,041	\$ 68,441	\$ 534	\$ (1,888)	\$ 7,515	\$ 3,720	\$ 9,880	\$ 58,561
32 Social Work Services							\$ -	\$ -
33 Health Services	\$ 5,500	\$ 5,500	\$ 225	\$ -	\$ 2,800	\$ -	\$ 3,025	\$ 2,475
34 Student Transportation	\$ 86,000	\$ 86,000	\$ 723	\$ 1,699	\$ 12,934	\$ 3,017	\$ 18,373	\$ 67,627
35 Food Service							\$ -	\$ -
36 Extracurricular Activities	\$ 236,870	\$ 242,761	\$ 2,818	\$ 5,918	\$ 25,848	\$ 20,518	\$ 55,102	\$ 187,659
41 General Administration	\$ 222,750	\$ 224,026	\$ 4,994	\$ 9,686	\$ 19,010	\$ 12,421	\$ 46,111	\$ 177,915
51 Facilities Maintenance and Operations	\$ 1,849,766	\$ 1,789,196	\$ 41,883	\$ 128,043	\$ 95,657	\$ 108,331	\$ 373,914	\$ 1,415,282
52 Security and Monitoring Services	\$ 263,000	\$ 269,005	\$ 5,835	\$ 20,853	\$ 1,543	\$ 56,806	\$ 85,037	\$ 183,968
53 Data Processing Services	\$ 25,883	\$ 29,883	\$ 76	\$ 63	\$ 11,017	\$ 8,426	\$ 19,582	\$ 10,301
61 Community Services	\$ 327	\$ 327	\$ -	\$ 327	\$ -	\$ -	\$ 327	\$ -
81 Facilities Acquisition and Construction	\$ 75,000	\$ 75,000	\$ -	\$ -	\$ -	\$ -	\$ -	\$ 75,000
95 Payments to JJAEP	\$ 5,000	\$ 5,000	\$ -	\$ -	\$ -	\$ -	\$ -	\$ 5,000
99 Other Intergovernmental	\$ 400,000	\$ 400,000	\$ 96,055	\$ -	\$ -	\$ 99,722	\$ 195,777	\$ 204,223
Totals	\$ 4,411,690	\$ 4,390,330	\$ 162,214	\$ 200,933	\$ 281,867	\$ 480,401	\$ 1,125,415	\$ 3,264,914

DECEMBER 2020
MEDINA VALLEY INDEPENDENT SCHOOL DISTRICT
GENERAL FUND FINANCIAL STATEMENT
(Supplies and Materials Realized Expenses Only)

<u>Appropriations</u>	<u>Original Budget</u>	<u>Current Budget</u>	<u>September</u>	<u>October</u>	<u>November</u>	<u>December</u>	<u>YTD Actual</u>	<u>Balance</u>
11 Instruction	\$ 1,153,746	\$ 1,136,236	\$ 102,372	\$ 41,749	\$ 105,775	\$ 49,750	\$ 299,646	\$ 836,589
12 Instructional Resources/ Media Services	\$ 92,719	\$ 93,147	\$ 2,244	\$ 24,095	\$ 12,334	\$ 1,906	\$ 40,579	\$ 52,568
13 Curriculum and Instructional Staff Development	\$ 83,008	\$ 78,298	\$ 190	\$ 129	\$ 2,830	\$ 7	\$ 3,156	\$ 75,142
21 Instructional Leadership	\$ 64,230	\$ 64,330	\$ 1,232	\$ 1,848	\$ 6,109	\$ 1,641	\$ 10,831	\$ 53,499
23 School Leadership	\$ 51,538	\$ 51,123	\$ 2,679	\$ 7,443	\$ 3,627	\$ 1,030	\$ 14,779	\$ 36,345
31 Guidance, Counseling and Evaluation Services	\$ 82,260	\$ 82,735	\$ 15,660	\$ 2,839	\$ 5,074	\$ 1,035	\$ 24,607	\$ 58,128
32 Social Work Services	\$ 2,233	\$ 2,233	\$ -	\$ -	\$ -	\$ -	\$ -	\$ 2,233
33 Health Services	\$ 16,895	\$ 16,895	\$ 1,324	\$ 2,271	\$ 1,480	\$ 802	\$ 5,877	\$ 11,018
34 Student Transportation	\$ 578,800	\$ 578,800	\$ 35,310	\$ 44,490	\$ 37,121	\$ 39,433	\$ 156,354	\$ 422,446
35 Food Service							\$ -	\$ -
36 Extracurricular Activities	\$ 188,318	\$ 186,324	\$ 9,668	\$ 15,702	\$ 19,215	\$ 9,973	\$ 54,558	\$ 131,766
41 General Administration	\$ 124,200	\$ 126,000	\$ 7,712	\$ 10,737	\$ 13,215	\$ 18,773	\$ 50,438	\$ 75,562
51 Facilities Maintenance and Operations	\$ 463,500	\$ 478,099	\$ 28,686	\$ 32,806	\$ 24,970	\$ 64,590	\$ 151,052	\$ 327,047
52 Security and Monitoring Services	\$ 14,950	\$ 14,950	\$ -	\$ -	\$ 6,800	\$ 1,185	\$ 7,985	\$ 6,965
53 Data Processing Services	\$ 418,632	\$ 414,732	\$ 107,724	\$ 82,338	\$ 43,666	\$ 3,500	\$ 237,228	\$ 177,504
61 Community Services	\$ 1,000	\$ 1,000	\$ -	\$ 141	\$ 2		\$ 142	\$ 858
81 Facilities Acquisition and Construction	\$ -	\$ -	\$ -	\$ -	\$ -	\$ -	\$ -	\$ -
95 Payments to JJAEP	\$ -	\$ -	\$ -	\$ -	\$ -	\$ -	\$ -	\$ -
99 Other Intergovernmental	\$ -	\$ -	\$ -	\$ -	\$ -	\$ -	\$ -	\$ -
Totals	\$ 3,336,030	\$ 3,324,903	\$ 314,801	\$ 266,589	\$ 282,216	\$ 193,625	\$ 1,057,230	\$ 2,267,672

DECEMBER 2020
MEDINA VALLEY INDEPENDENT SCHOOL DISTRICT
GENERAL FUND FINANCIAL STATEMENT
(Travel and Misc. Realized Expenses Only)

<u>Appropriations</u>	<u>Original Budget</u>	<u>Current Budget</u>	<u>September</u>	<u>October</u>	<u>November</u>	<u>December</u>	<u>YTD Actual</u>	<u>Balance</u>
11 Instruction	\$ 50,642	\$ 59,602	\$ 23	\$ 157	\$ 1,169	\$ 7,147	\$ 8,496	\$ 51,106
12 Instructional Resources and Media Services	\$ 4,437	\$ 4,009	\$ -	\$ -	\$ -	\$ 279	\$ 279	\$ 3,730
13 Curriculum and Instructional Staff Development	\$ 98,028	\$ 102,688	\$ 5,365	\$ 8,184	\$ 3,343	\$ 1,457	\$ 18,349	\$ 84,339
21 Instructional Leadership	\$ 30,271	\$ 30,171	\$ 3,162	\$ 630	\$ 736	\$ 1,386	\$ 5,915	\$ 24,256
23 School Leadership	\$ 54,899	\$ 53,450	\$ 534	\$ 2,507	\$ 689	\$ 4,753	\$ 8,484	\$ 44,966
31 Guidance, Counseling and Evaluation Services	\$ 25,015	\$ 24,540	\$ 338	\$ -	\$ 1,334	\$ 3,522	\$ 5,195	\$ 19,345
32 Social Work Services	\$ 1,362	\$ 1,362	\$ -	\$ -	\$ -	\$ -	\$ -	\$ 1,362
33 Health Services	\$ 1,805	\$ 1,805	\$ 605	\$ 40	\$ -	\$ -	\$ 645	\$ 1,160
34 Student Transportation	\$ (15,072)	\$ (15,072)	\$ 774	\$ 89,307	\$ (10,487)	\$ (6,424)	\$ 73,170	\$ (88,242)
35 Food Service							\$ -	\$ -
36 Extracurricular Activities	\$ 450,011	\$ 440,114	\$ 25,540	\$ 13,621	\$ 13,474	\$ 24,750	\$ 77,384	\$ 362,730
41 General Administration	\$ 161,200	\$ 158,124	\$ 12,805	\$ 46,662	\$ 1,118	\$ 16,432	\$ 77,017	\$ 81,107
51 Facilities Maintenance and Operations	\$ 411,904	\$ 416,304	\$ 785	\$ 366,091	\$ 76	\$ 2,809	\$ 369,761	\$ 46,543
52 Security and Monitoring Services	\$ 9,200	\$ 9,195	\$ 6,000	\$ -	\$ -	\$ -	\$ 6,000	\$ 3,195
53 Data Processing Services	\$ 11,474	\$ 11,474	\$ 645	\$ 24	\$ -	\$ -	\$ 669	\$ 10,805
61 Community Services	\$ 3,773	\$ 3,773	\$ -	\$ 17	\$ -	\$ -	\$ 17	\$ 3,756
81 Facilities Acquisition and Construction	\$ -	\$ -	\$ -	\$ -	\$ -	\$ -	\$ -	\$ -
95 Payments to JJAEP	\$ -	\$ -	\$ -	\$ -	\$ -	\$ -	\$ -	\$ -
99 Other Intergovernmental	\$ -	\$ -	\$ -	\$ -	\$ -	\$ -	\$ -	\$ -
Totals	\$ 1,298,948	\$ 1,301,538	\$ 56,576	\$ 527,240	\$ 11,453	\$ 56,111	\$ 651,380	\$ 650,159

DECEMBER 2020
MEDINA VALLEY INDEPENDENT SCHOOL DISTRICT
GENERAL FUND FINANCIAL STATEMENT
(Capital Outlay Realized Expenses Only)

<u>Appropriations</u>	<u>Original Budget</u>	<u>Current Budget</u>	<u>September</u>	<u>October</u>	<u>November</u>	<u>December</u>	<u>YTD Actual</u>	<u>Balance</u>
11 Instruction	\$ 85,000	\$ 76,876	\$ -	\$ 32,255	\$ -	\$ -	\$ 32,255	\$ 44,621
12 Instructional Resources and Media Services	\$ -		\$ -		\$ -	\$ -	\$ -	\$ -
13 Curriculum and Instructional Staff Development	\$ -		\$ -		\$ -	\$ -	\$ -	\$ -
21 Instructional Leadership	\$ -		\$ -		\$ -	\$ -	\$ -	\$ -
23 School Leadership	\$ -		\$ -		\$ -	\$ -	\$ -	\$ -
31 Guidance, Counseling and Evaluation Services	\$ -		\$ -		\$ -	\$ -	\$ -	\$ -
32 Social Work Services	\$ -		\$ -		\$ -	\$ -	\$ -	\$ -
33 Health Services	\$ -		\$ -		\$ -	\$ -	\$ -	\$ -
34 Student Transportation	\$ 520,000	\$ 520,000	\$ -	\$ -	\$ -	\$ -	\$ -	\$ 520,000
35 Food Service	\$ -		\$ -		\$ -	\$ -	\$ -	\$ -
36 Extracurricular Activities	\$ 47,175	\$ 47,175	\$ -	\$ -	\$ -	\$ -	\$ -	\$ 47,175
41 General Administration			\$ -		\$ -	\$ -	\$ -	\$ -
51 Facilities Maintenance and Operations	\$ 130,000	\$ 237,721	\$ -	\$ -	\$ -	\$ -	\$ -	\$ 237,721
52 Security and Monitoring Services			\$ -		\$ -	\$ -	\$ -	\$ -
53 Data Processing Services	\$ 61,875	\$ 61,775	\$ -	\$ 18,563	\$ -	\$ -	\$ 18,563	\$ 43,213
61 Community Services	\$ -		\$ -		\$ -	\$ -	\$ -	\$ -
81 Facilities Acquisition and Construction	\$ -	\$ -	\$ -	\$ -	\$ -	\$ -	\$ -	\$ -
95 Payments to JJAEP	\$ -	\$ -	\$ -	\$ -	\$ -	\$ -	\$ -	\$ -
99 Other Intergovernmental	\$ -	\$ -	\$ -	\$ -	\$ -	\$ -	\$ -	\$ -
Totals	\$ 844,050	\$ 943,547	\$ -	\$ 50,818	\$ -	\$ -	\$ 50,818	\$ 892,729

**DECEMBER 2020
MEDINA VALLEY INDEPENDENT SCHOOL DISTRICT
FOOD SERVICE FUND FINANCIAL STATEMENT**

<u>Estimated Revenues</u>	<u>Original Budget</u>	<u>Current Budget</u>	<u>Current Period Actual</u>	<u>YTD Actual</u>	<u>Estimated Revenue/ Encumbrance</u>	<u>Balance</u>	<u>Current Year Percent Recognized</u>	<u>Prior Year Percent Recognized</u>
5700 Local and Intermediate Revenues	\$ 777,629	\$ 237,319	\$ 18,138	\$ 105,456	\$ 131,863	\$ -	44.44%	43.85%
5800 State Program Revenues	\$ -	\$ -	\$ -	\$ -	\$ -	\$ -	0.00%	0.00%
5900 Federal Revenues	\$ 1,795,926	\$ 2,584,619	\$ 243,732	\$ 1,328,351	\$ 1,250,000	\$ 6,268	51.39%	29.16%
Total Revenues	\$ 2,573,555	\$ 2,821,938	\$ 261,870	\$ 1,433,807	\$ 1,381,863	\$ 6,268	50.81%	34.10%
Proposed Appropriations								
11 Instruction								
12 Instructional Resources and Media Services								
13 Curriculum and Instructional Staff Development								
21 Instructional Leadership								
23 School Leadership								
31 Guidance, Counseling and Evaluation Services								
32 Social Work Services								
33 Health Services								
34 Student Transportation								
35 Food Service	\$ 2,573,555	\$ 2,821,938	\$ 270,882	\$ 1,269,563	\$ 1,230,001	\$ 322,374	44.99%	41.31%
36 Extracurricular Activities								
41 General Administration								
51 Facilities Maintenance and Operations								
52 Security and Monitoring Services								
53 Data Processing Services								
61 Community Services								
81 Facilities Acquisition and Construction								
95 Payments to JJAEP								
99 Other Intergovernmental								
Totals	\$ 2,573,555	\$ 2,821,938	\$ 270,882	\$ 1,269,563	\$ 1,230,001	\$ 322,374	44.99%	41.31%
Current Year Estimated Surplus/Deficit	\$ -	\$ -						
Beginning Year Fund Balance	\$ -	\$ -						
Projected End of Year Fund Balance	\$ -	\$ -						

**DECEMBER 2020
MEDINA VALLEY INDEPENDENT SCHOOL DISTRICT
DEBT SERVICE FUND FINANCIAL STATEMENT**

<u>Estimated Revenues</u>	<u>Original Budget</u>	<u>Current Budget</u>	<u>Current Period Actual</u>	<u>YTD Actual</u>	<u>Estimated Revenue/ Encumbrance</u>	<u>Balance</u>	<u>Current Year Percent Recognized</u>	<u>Prior Year Percent Recognized</u>
5700 Local and Intermediate Revenues	\$12,290,706	\$ 12,290,706	\$5,848,768	\$ 6,270,497	\$ -	\$ 6,020,209	51.02%	58.81%
5800 State Program Revenues	\$ 119,594	\$ 119,594	\$ 112,263	\$ 112,263	\$ -	\$ 7,331	93.87%	100.00%
5900 Federal Revenues	\$ -	\$ -	\$ -	\$ -	\$ -	\$ -	0.00%	0.00%
Total Revenues	\$12,410,300	\$ 12,410,300	\$5,961,031	\$ 6,382,760	\$ -	\$ 6,027,540	51.43%	0.07%
<u>Proposed Appropriations</u>								
11 Instruction								
12 Instructional Resources and Media Services								
13 Curriculum and Instructional Staff Development								
21 Instructional Leadership								
23 School Leadership								
31 Guidance, Counseling and Evaluation Services								
32 Social Work Services								
33 Health Services								
34 Student Transportation								
35 Food Service								
36 Extracurricular Activities								
41 General Administration								
51 Facilities Maintenance and Operations								
52 Security and Monitoring Services								
53 Data Processing Services								
61 Community Services								
71 Debt Service	\$12,410,300	\$ 12,410,300	\$ -	\$ -	\$ -	\$ 12,410,300	0.00%	0.02%
81 Facilities Acquisition and Construction								
95 Payments to JJAEP								
99 Other Intergovernmental								
Totals	\$12,410,300	\$ 12,410,300	\$ -	\$ -	\$ -	\$ 12,410,300	0.00%	0.02%
Current Year Estimated Surplus/Deficit	\$ -	\$ -						
Beginning Year Fund Balance	\$ 2,228,080	\$ 2,228,080						
Projected End of Year Fund Balance	\$ 2,228,080	\$ 2,228,080						

Check Register for December 2020

Distribution Fund	Check Date	Vendor Name	Transaction Amount
7711	12/01/2020	MISC	\$0.00
7711	12/02/2020	MISC	\$854.53
1991	12/03/2020	CISCO SYSTEMS, INC	\$212.00
1991	12/03/2020	CONCOURSE TEAM EXPRESS LLC	\$475.00
1991	12/03/2020	GREAT SOUTH TEXAS CORP.	\$1,520.00
1991	12/03/2020	HABY'S ALSATIAN BAKERY	\$298.73
1991	12/03/2020	MELINDA STEADMAN	\$85.00
1991	12/03/2020	NORTH PARK CASTROVILLE MOTORS, INC.	\$1,327.73
1991	12/03/2020	REGAL PLASTIC SUPPLY CO., INC.	\$5,695.00
1991	12/03/2020	TEXAS ASSOC SCH BUS OFFICIALS	\$915.00
1991	12/03/2020	CERTIPORT, INC	\$1,800.00
1991	12/03/2020	DRAMATISTS PLAY SERVICE, INC	\$365.00
1991	12/03/2020	EDUCATION SERVICE CENTER REGION 12	\$8,350.00
1991	12/03/2020	EDUCATION SERVICE CENTER REGION XX	\$325.00
1991	12/03/2020	HOBBY LOBBY STORES, INC	\$301.24
1991	12/03/2020	HONDO ANVIL HERALD	\$192.00
1991	12/03/2020	INTECH SOUTHWEST SERVICES, LLC	\$1,650.00
1991	12/03/2020	MEDINA COUNTY TREASURER	\$26,209.58
1991	12/03/2020	NATIONAL ATHLETIC TRAINERS ASSOC.	\$519.00
1991	12/03/2020	QUILL CORPORATION	\$380.24
1991	12/03/2020	TITAN SCHOOL SOLUTIONS, INC	\$488.00
1991	12/03/2020	WALMART	\$574.43
1991	12/03/2020	WALSH GALLEGOS TREVINO RUSSO & KYLE	\$4,338.90
1991	12/03/2020	WASTE MANAGEMENT OF TEXAS, INC	\$8,909.81
1991	12/03/2020	B & H FOTO & ELECTRONICS CORP.	\$3,854.98
1991	12/03/2020	DHH SPECIALIST MARTHA LEAVITT	\$780.00
1991	12/03/2020	HAYDAY, INC/CTWP	\$14,867.82
1991	12/03/2020	HIGH SCHOOL MUSIC SERVICE INC	\$224.00
1991	12/03/2020	ISC ACQUISITION CORP.	\$57.86
1991	12/03/2020	J TAYLOR EDUCATION, INC	\$12,048.00
1991	12/03/2020	OMNI HOTELS & RESORTS	\$3,230.77
1991	12/03/2020	O'REILLY AUTO PARTS	\$145.34
1991	12/03/2020	QBS, INC.	\$2,575.00
1991	12/03/2020	SWANK MOVIE LICENSING USA	\$1,242.00
1991	12/03/2020	TEXAS DEPARTMENT OF AGRICULTURE	\$500.00
1991	12/03/2020	TRACEY SUZANNE PARKER	\$85.00
1991	12/03/2020	TX DEPT OF LICENSING & REGULATION	\$350.00
1991	12/03/2020	APPLE INC.	\$178.00
1991	12/03/2020	BANNERS PLUS	\$12.50
1991	12/03/2020	BILL MILLERS BAR-B-Q	\$1,180.79
1991	12/03/2020	DAVID VASQUEZ	\$105.00

Check Register for December 2020

Distribution Fund	Check Date	Vendor Name	Transaction Amount
1991	12/03/2020	DEAN'S CUSTOM UPHOLSTERY	\$675.00
1991	12/03/2020	H.E.B. GROCERY COMPANY	\$811.26
1991	12/03/2020	HOME DEPOT CREDIT SERVICES	\$474.07
1991	12/03/2020	JT ADVERTISING & GRAPHICS	\$190.00
1991	12/03/2020	MATERA PAPER COMPANY, INC	\$20,995.12
1991	12/03/2020	MCGEE COMPANY	\$110.23
1991	12/03/2020	MEDINA ELECTRIC COOPERATIVE, INC.	\$559.37
1991	12/03/2020	NORTHSIDE I.S.D. - ATHLETIC DEPT.	\$50.00
1991	12/03/2020	ROYCE GROFF OIL CO INC	\$11,827.08
1991	12/03/2020	SAI INTERPRETING & TRANSLATION	\$210.00
1991	12/03/2020	SCARBOROUGH SPECIALTIES, INC.	\$996.30
1991	12/03/2020	SHARON GRIMES	\$105.00
1991	12/03/2020	STAPLES CONTRACT & COMM, LLC	\$490.21
1991	12/03/2020	TX TAG	\$7.55
1991	12/03/2020	WHATABURGER	\$133.02
1991	12/03/2020	AT&T	\$1,618.88
1991	12/03/2020	BUSH'S CHICKEN	\$192.96
1991	12/03/2020	CASTROVILLE TRUE VALUE	\$156.40
1991	12/03/2020	DON JOHNSTON, INC	\$648.00
1991	12/03/2020	DUMAS HARDWARE COMPANY	\$341.00
1991	12/03/2020	MSB CONSULTING GROUP, LLC.	\$702.49
1991	12/03/2020	NATIONAL CHEERLEADERS ASSOCIATION	\$575.00
1991	12/03/2020	SA THERAPY IN MOTION INC	\$31,031.00
1991	12/03/2020	SERVICE INDUSTRIAL, INC.	\$261.22
1991	12/03/2020	TEACHER SYNERGY, LLC	\$115.45
1991	12/03/2020	TRACTOR SUPPLY CO	\$91.93
1991	12/03/2020	TTL, INC	\$1,950.00
1991	12/03/2020	UIL AREA H - MC	\$450.00
1991	12/03/2020	WEST MUSIC COMPANY	\$709.00
1991	12/03/2020	ALL PURPOSE GLASS	\$1,780.00
1991	12/03/2020	AMAZON CAPITAL SERVICES, INC	\$5,859.20
1991	12/03/2020	BORDEN DAIRY	\$4,936.54
1991	12/03/2020	EWING IRRIGATION PRODUCTS, INC	\$3,307.72
1991	12/03/2020	FAMILY PARTS COMPANY INC	\$297.68
1991	12/03/2020	FERGUSON ENTERPRISES	\$1,030.79
1991	12/03/2020	HARDIE'S FRESH FOODS	\$378.91
1991	12/03/2020	INSCO DISTRIBUTING INC	\$690.81
1991	12/03/2020	J.W. PEPPER AND SON, INC.	\$70.00
1991	12/03/2020	MELBA ALEJOS	\$1,500.00
1991	12/03/2020	MORALES FAMILY, LLC	\$42.00
1991	12/03/2020	OTC BRANDS, INC	\$430.21

Check Register for December 2020

Distribution Fund	Check Date	Vendor Name	Transaction Amount
1991	12/03/2020	SANDRA DAY O'CONNOR HIGH SCHOOL	\$175.00
1991	12/03/2020	YANCEY WATER SUPPLY CORP	\$2,733.94
1991	12/03/2020	BSN SPORTS, LLC	\$1,458.72
1991	12/03/2020	BULL'S EYE BRANDS INC.	\$3,027.32
1991	12/03/2020	COMMERCIAL KITCHEN REPAIR INC	\$228.01
1991	12/03/2020	DEA SPECIALTIES CO., INC	\$5,680.00
1991	12/03/2020	FASST SPORTS	\$1,650.00
1991	12/03/2020	GATEWAY PRINTING & OFFICE SUPPLY	\$400.03
1991	12/03/2020	HEAVY DUTY BUS PARTS, INC.	\$1,218.31
1991	12/03/2020	LABATT INSTITUTIONAL SUPPLY CO	\$22,603.25
1991	12/03/2020	MOY TARIN RAMIREZ ENGINEERS, LLC	\$3,750.00
1991	12/03/2020	SYSCO USA I, INC./SYSCO CENTRAL TX	\$182.22
1991	12/03/2020	ALICIA M CASTILLO	\$216.00
1991	12/03/2020	BOBBI MOUTON	\$75.55
1991	12/03/2020	CENTERPOINT ENERGY	\$774.80
1991	12/03/2020	COFIROUTE CORPORATION	\$5.90
1991	12/03/2020	CSTS, LLC	\$1,152.60
1991	12/03/2020	FRANKLIN COVEY ORGANIZATIONAL PROD	\$10,340.36
1991	12/03/2020	GULF COAST PAPER CO INC	\$2,909.85
1991	12/03/2020	KURZ & CO.	\$1,473.76
1991	12/03/2020	KYRISH TRUCK CENTERS OF SA LLC	\$3,880.99
1991	12/03/2020	MVISD-TRANSPORTATION DEPT	\$432.98
1991	12/03/2020	TEXAS A&M ENGINEERING EXTENSION SVC	\$880.00
1991	12/03/2020	THE SHERWIN-WILLIAMS CO	\$153.54
1991	12/03/2020	W W GRAINGER INC	\$95.94
8631	12/04/2020	MEDINA VALLEY I.S.D.	\$232,994.00
8631	12/04/2020	TEACHER RETIREMENT SYSTEM	\$0.00
1991	12/04/2020	YOUCANBOOKME LTD.	\$218.16
7711	12/04/2020	MISC	\$4,678.58
1991	12/10/2020	BUSH'S CHICKEN	\$192.49
1991	12/10/2020	EDUCATION SERVICE CENTER REGION XX	\$1,398.00
1991	12/10/2020	FRANKLIN COVEY ORGANIZATIONAL PROD	\$27,778.13
1991	12/10/2020	GIFTS 'N STUFF	\$1,670.00
1991	12/10/2020	GLOBAL TRNG ACADEMY INC	\$900.00
1991	12/10/2020	KYLE MARX	\$3,000.00
1991	12/10/2020	LAKESHORE LEARNING MATERIALS	\$742.99
1991	12/10/2020	MANUEL ACEVEDO	\$75.00
1991	12/10/2020	MISSION RESTAURANT SUPPLY CO.	\$365.00
1991	12/10/2020	MOY TARIN RAMIREZ ENGINEERS, LLC	\$22,758.75
1991	12/10/2020	MSB CONSULTING GROUP, LLC.	\$706.16
1991	12/10/2020	MVISD-FOOD SERVICE DEPT	\$237.05

Check Register for December 2020

Distribution Fund	Check Date	Vendor Name	Transaction Amount
1991	12/10/2020	SYSCO USA I, INC./SYSCO CENTRAL TX	\$380.94
1991	12/10/2020	TEXAS ASSOC SCH BUS OFFICIALS	\$135.00
1991	12/10/2020	TRACTOR SUPPLY CO	\$74.89
1991	12/10/2020	TYLER TECHNOLOGIES, INC	\$700.00
1991	12/10/2020	WILL GREGORY	\$75.00
1991	12/10/2020	CHALLENGE COINS PLUS	\$895.00
1991	12/10/2020	HARDIE'S FRESH FOODS	\$593.32
1991	12/10/2020	INTECH SOUTHWEST SERVICES, LLC	\$1,730.00
1991	12/10/2020	KURT LANGE	\$45.00
1991	12/10/2020	KURZ & CO.	\$1,359.86
1991	12/10/2020	LONGHORN BUS SALES, LLC	\$495.33
1991	12/10/2020	MVISD-TRANSPORTATION DEPT	\$6,709.40
1991	12/10/2020	PAULA ELIZABETH HARTSOUGH	\$800.00
1991	12/10/2020	SAN ANTONIO TESTING LABORATORY, INC	\$75.00
1991	12/10/2020	SEVERIN INTERMEDIATE HOLDINGS, LLC.	\$363.00
1991	12/10/2020	TEXAS EDUCATIONAL PAPERBACKS	\$348.19
1991	12/10/2020	THE SHERWIN-WILLIAMS CO	\$419.87
1991	12/10/2020	WALMART	\$994.12
1991	12/10/2020	WASTE MANAGEMENT OF TEXAS, INC	\$461.51
1991	12/10/2020	ALEJANDRO ONOFRE LOPEZ	\$1,500.00
1991	12/10/2020	ANDREW VEGA	\$750.00
1991	12/10/2020	FAMILY PARTS COMPANY INC	\$87.87
1991	12/10/2020	GULF COAST PAPER CO INC	\$2,649.98
1991	12/10/2020	HENRY FERGUSON-AVERY	\$320.00
1991	12/10/2020	O'REILLY AUTO PARTS	\$5,668.60
1991	12/10/2020	ROSALINDA E DE LEON	\$63.14
1991	12/10/2020	SERVICE INDUSTRIAL, INC.	\$267.35
1991	12/10/2020	STARFALL EDUCATION	\$270.00
1991	12/10/2020	TOUCHMATH	\$129.00
1991	12/10/2020	W W GRAINGER INC	\$804.14
1991	12/10/2020	ALLSTREAM BUSINESS US, LLC	\$923.74
1991	12/10/2020	BULL'S EYE BRANDS INC.	\$10,190.54
1991	12/10/2020	CASTROVILLE TRUE VALUE	\$570.01
1991	12/10/2020	CETC, LLC	\$294.00
1991	12/10/2020	COASTAL DELI, INC	\$195.72
1991	12/10/2020	DOMINO'S PIZZA #8029	\$118.00
1991	12/10/2020	JANAL WHOLESALE CO.	\$187.00
1991	12/10/2020	JT ADVERTISING & GRAPHICS	\$405.00
1991	12/10/2020	LUIS GOMEZ	\$600.00
1991	12/10/2020	MATERA PAPER COMPANY, INC	\$18,734.24
1991	12/10/2020	NICKOLAS ANGEL RIVAS	\$1,000.00

Check Register for December 2020

Distribution Fund	Check Date	Vendor Name	Transaction Amount
1991	12/10/2020	ROSLYN P. HOUGHTON	\$75.00
1991	12/10/2020	SCHOOL SPECIALTY, INC	\$569.36
1991	12/10/2020	STAPLES CONTRACT & COMM, LLC	\$847.88
1991	12/10/2020	TEX ASSN OF SCHOOL BOARDS-TASB, INC	\$13,020.23
1991	12/10/2020	WELDERS SUPPLY CO	\$13.00
1991	12/10/2020	WHATABURGER	\$507.53
1991	12/10/2020	ZINSMEYER A/C & HEATING LLC	\$2,259.00
1991	12/10/2020	BSN SPORTS, LLC	\$972.00
1991	12/10/2020	DANIELLE C MALDONADO	\$75.00
1991	12/10/2020	FOLLETT SCHOOL SOLUTIONS, INC	\$1,011.24
1991	12/10/2020	HABY'S ALSATIAN BAKERY	\$210.65
1991	12/10/2020	HIGH SCHOOL MUSIC SERVICE INC	\$203.59
1991	12/10/2020	J&R WINDOW FASHIONS	\$506.80
1991	12/10/2020	LABATT INSTITUTIONAL SUPPLY CO	\$23,255.62
1991	12/10/2020	QBS, INC.	\$983.00
1991	12/10/2020	ROADRUNNER CHARTERS, INC.	\$550.00
1991	12/10/2020	TESSA ROSE GREGORY	\$196.87
1991	12/10/2020	TEXAS LOCK & DOOR CLOSER, INC.	\$13,110.20
1991	12/10/2020	ANARELY MANDUJANO	\$45.00
1991	12/10/2020	APPLE INC.	\$2,763.94
1991	12/10/2020	BANNERS PLUS	\$1,033.75
1991	12/10/2020	BILL MILLERS BAR-B-Q	\$287.80
1991	12/10/2020	CITY OF LACOSTE WATER DEPT	\$1,860.94
1991	12/10/2020	DELICIOUS TAMALES	\$100.50
1991	12/10/2020	HAYLEE DOBBS	\$45.00
1991	12/10/2020	HOME DEPOT CREDIT SERVICES	\$39.54
1991	12/10/2020	INDUSTRIAL COMMUNICATIONS	\$263.00
1991	12/10/2020	RECORDS CONSULTANTS, INC	\$6,968.00
1991	12/10/2020	SAM'S CLUB DIRECT	\$453.10
1991	12/10/2020	THE UNIVERSITY OF TEXAS AT AUSTIN	\$714.40
1991	12/10/2020	TX COMMISSION ON ENVIRONMENTAL QUAL	\$612.75
1991	12/10/2020	U-HAUL CORPORATE SALES	\$140.05
1991	12/10/2020	ALAMO WELDING & BOILER WORKS, INC	\$130.00
1991	12/10/2020	BACKBLAZE, INC.	\$191.88
1991	12/10/2020	BARNES & NOBLE BOOKSELLERS	\$656.30
1991	12/10/2020	FRONTLINE TECHNOLOGIES GROUP LLC	\$13,728.60
1991	12/10/2020	H.E.B. GROCERY COMPANY	\$101.81
1991	12/10/2020	RICHESON MANAGEMENT CORP	\$480.00
1991	12/10/2020	TCEA ANNUAL CONFERENCE	\$179.00
1991	12/10/2020	TEACHER SYNERGY, LLC	\$3,235.85
1991	12/10/2020	TMEA/TEXAS MUSIC EDUCATORS ASSN	\$310.00

Check Register for December 2020

Distribution Fund	Check Date	Vendor Name	Transaction Amount
1991	12/10/2020	W.R. GRIGGS CONSTRUCTION, INC	\$699,437.98
1991	12/10/2020	AMAZON CAPITAL SERVICES, INC	\$796.02
1991	12/10/2020	CONNIE MECHLER	\$1,600.00
1991	12/10/2020	DEMCO INC.	\$212.03
1991	12/10/2020	EASTBAY INC.	\$752.15
1991	12/10/2020	GMRI, INC	\$969.71
1991	12/10/2020	KAILYN MARTINEZ	\$45.00
1991	12/10/2020	LEARNING A-Z, LLC	\$89.95
1991	12/10/2020	QUILL CORPORATION	\$2,180.83
1991	12/10/2020	SCHOLASTIC BOOK FAIRS-10 (BUYBOARD)	\$6,664.69
1991	12/10/2020	SUSAN CHRISTINE ARDILA	\$3,000.00
1991	12/10/2020	TAQUERIA SAN JUAN #2	\$29.88
1991	12/10/2020	WALSH GALLEGOS TREVINO RUSSO & KYLE	\$1,964.50
7711	12/11/2020	MISC	\$844.74
1991	12/14/2020	KENNETH MICHAEL ROHRBACH	\$57.96
1991	12/14/2020	BRENT DILLARD	\$120.00
1991	12/14/2020	RAYMOND SIFUENTES	\$480.00
1991	12/14/2020	SAMUEL CASEY SELLERS	\$135.00
1991	12/14/2020	ZENDESK, INC	\$4,656.00
1991	12/14/2020	TED SOLIS, JR.	\$135.00
8631	12/15/2020	TEACHER RETIREMENT SYSTEM	\$34,075.00
8631	12/15/2020	EXPERT PAY	\$2,251.50
8631	12/15/2020	BROADWAY NATIONAL BANK	\$180,394.09
7711	12/15/2020	MISC	\$1,203.00
1991	12/16/2020	WALMART	\$66.87
1991	12/17/2020	BEXAR COUNTY APPRAISAL DISTRICT	\$14,580.00
1991	12/17/2020	BILL MILLERS BAR-B-Q	\$503.20
1991	12/17/2020	BORDEN DAIRY	\$14,997.08
1991	12/17/2020	CULLIGAN WATER CONDITIONING INC	\$165.00
1991	12/17/2020	DD OFFICE PRODUCT/LIBERTY PAPER	\$20,328.00
1991	12/17/2020	GLORIA-ANDREA ALCALA	\$80.00
1991	12/17/2020	LOWE'S HOME IMPROVEMENT	\$4,536.97
1991	12/17/2020	MAURY STEIN	\$75.00
1991	12/17/2020	RANDILYN SAENZ	\$60.00
1991	12/17/2020	ROYCE GROFF OIL CO INC	\$17,732.00
1991	12/17/2020	SAM'S CLUB DIRECT	\$1,550.31
2110	12/17/2020	SAM'S CLUB DIRECT	\$83.24
1991	12/17/2020	SUGAR MAMA'S TASTY TREATS	\$309.00
1991	12/17/2020	TRIPLE-S STEEL SUPPLY INC.	\$537.25
1991	12/17/2020	ALEXIS MADISON RANGEL	\$60.00
1991	12/17/2020	ANDREW R ZIMMEL	\$60.00

Check Register for December 2020

Distribution Fund	Check Date	Vendor Name	Transaction Amount
1991	12/17/2020	BRANDON NIDAY	\$90.00
1991	12/17/2020	BUSH'S CHICKEN	\$208.00
1991	12/17/2020	CDW GOVERNMENT, INC.	\$1,110.76
1991	12/17/2020	CHICK-FIL-A, POTRANCO RD	\$262.50
1991	12/17/2020	DAKOTA PREMIUM HARDWOOD	\$149.64
1991	12/17/2020	DISHA GANJEGUNTE GIRISHA	\$45.00
1991	12/17/2020	FERGUSON ENTERPRISES	\$883.27
1991	12/17/2020	FOLLETT SCHOOL SOLUTIONS, INC	\$149.95
1991	12/17/2020	H.E.B. GROCERY COMPANY	\$276.22
1991	12/17/2020	HUY BUI	\$75.00
1991	12/17/2020	JALEN HELMS	\$140.00
1991	12/17/2020	KYRISH TRUCK CENTERS OF SA LLC	\$450.00
1991	12/17/2020	LOWMAN CONSULTING LLC	\$500.00
1991	12/17/2020	REED STEVENS	\$60.00
1991	12/17/2020	REMA BHAT	\$60.00
1991	12/17/2020	TEXAS HIGH SCHOOL POWERLIFTING ASSN	\$75.00
1991	12/17/2020	UNIFIRST HOLDINGS, INC.	\$41.50
1991	12/17/2020	A-1 FIRE & SAFETY	\$88.10
1991	12/17/2020	ALAMO AREA AMBULANCE	\$175.00
1991	12/17/2020	AT&T	\$45,532.84
1991	12/17/2020	AUTISTIC TREATMENT CENTER, INC	\$6,844.41
1991	12/17/2020	BULL'S EYE BRANDS INC.	\$3,709.12
1991	12/17/2020	CHARLES JASON BIPPERT	\$75.00
1991	12/17/2020	DANIELA JUAREZ	\$60.00
1991	12/17/2020	GULF COAST PAPER CO INC	\$3,071.58
1991	12/17/2020	HEXCO INC.	\$138.00
1991	12/17/2020	JACKSON SHORT	\$90.00
1991	12/17/2020	JAY JACKSON	\$105.00
1991	12/17/2020	KYSHAIRA MARTIN	\$45.00
1991	12/17/2020	NOTHING BUNDT CAKE, LLC	\$99.00
1991	12/17/2020	RODEL ARIEL RODEA	\$60.00
1991	12/17/2020	SA THERAPY IN MOTION INC	\$28,912.50
1991	12/17/2020	SCOTT STEIN	\$100.00
2110	12/17/2020	WALMART	\$213.48
1991	12/17/2020	AMAZON CAPITAL SERVICES, INC	\$3,920.24
1991	12/17/2020	AMIRA VAN LEEUWEN	\$75.00
1991	12/17/2020	BRENT DILLARD	\$165.00
1991	12/17/2020	BSN SPORTS, LLC	\$687.84
1991	12/17/2020	CARLOS PONCE	\$530.00
1991	12/17/2020	CASTROVILLE UTILITY SYSTEM	\$10,767.26
1991	12/17/2020	COMMERCIAL KITCHEN REPAIR INC	\$860.78

Check Register for December 2020

Distribution Fund	Check Date	Vendor Name	Transaction Amount
1991	12/17/2020	DAGOBERTO LOPEZ	\$45.00
1991	12/17/2020	DELGAR FOODS, LLC	\$449.50
1991	12/17/2020	EASTBAY INC.	\$6,056.50
1991	12/17/2020	ERICK E VENZOR	\$25.00
1991	12/17/2020	FAMILY PARTS COMPANY INC	\$785.58
1991	12/17/2020	FASST SPORTS	\$450.00
1991	12/17/2020	GATEWAY PRINTING & OFFICE SUPPLY	\$1,602.32
1991	12/17/2020	HABY'S ALSATIAN BAKERY	\$174.98
1991	12/17/2020	INSCO DISTRIBUTING INC	\$60.30
1991	12/17/2020	INTRADATA, INC	\$700.00
1991	12/17/2020	JORDAN CLEMENTS	\$30.00
1991	12/17/2020	JOSEPH WOFFORD	\$80.00
1991	12/17/2020	KARTER MORRIS	\$140.00
1991	12/17/2020	KENDALL GABRIELLE RAYMOND	\$60.00
1991	12/17/2020	LABATT INSTITUTIONAL SUPPLY CO	\$23,979.78
1991	12/17/2020	MU ALPHA THETA	\$200.00
1991	12/17/2020	OTC BRANDS, INC	\$356.59
1991	12/17/2020	RAMSEY SOLUTIONS	\$4,291.67
1991	12/17/2020	REBECCA TAYLOR	\$75.00
1991	12/17/2020	SAMUEL CASEY SELLERS	\$315.00
1991	12/17/2020	TMEA/TEXAS MUSIC EDUCATORS ASSN	\$110.00
1991	12/17/2020	WASHING EQUIPMENT OF TEXAS	\$1,188.41
1991	12/17/2020	ZANE ALEXANDER EVANS	\$120.00
1991	12/17/2020	ALLSTREAM BUSINESS US, LLC	\$906.77
1991	12/17/2020	BANDERA ISD	\$795.00
1991	12/17/2020	BUSINESS PROFESSIONALS OF AMERICA	\$462.00
1991	12/17/2020	CASTROVILLE TRUE VALUE	\$180.24
1991	12/17/2020	CED INC/COLUMBIA ELECTRIC SUPPLY	\$457.98
1991	12/17/2020	CESD	\$380.00
1991	12/17/2020	DEBBY HAREN	\$45.00
1991	12/17/2020	EDUCATION SERVICE CENTER REGION XX	\$6,010.50
1991	12/17/2020	ERIC ARMIN INC	\$889.19
1991	12/17/2020	GAVIN NATHANIEL LOTT	\$80.00
1991	12/17/2020	HERFF JONES INC	\$6,832.63
1991	12/17/2020	HIGH SCHOOL MUSIC SERVICE INC	\$350.37
1991	12/17/2020	JOSEPH CORTEZ	\$75.00
1991	12/17/2020	JUDE MCCLAREN	\$60.00
1991	12/17/2020	KYLEE HALL	\$65.00
1991	12/17/2020	MATERA PAPER COMPANY, INC	\$70.08
1991	12/17/2020	MEDINA COUNTY TAX OFFICE	\$75.00
1991	12/17/2020	MELISSA BOLEY	\$75.00

Check Register for December 2020

Distribution Fund	Check Date	Vendor Name	Transaction Amount
1991	12/17/2020	RACHEL TOBES	\$80.00
1991	12/17/2020	REID JACKSON	\$381.45
1991	12/17/2020	RESPECTED, LLC	\$3,550.00
1991	12/17/2020	ROADRUNNER CHARTERS, INC.	\$4,990.00
1991	12/17/2020	TEXAS DEPT OF PUBLIC SAFETY	\$7.00
1991	12/17/2020	TRANSFINDER INC	\$1,400.00
1991	12/17/2020	WRIGHT EXPRESS FSC	\$120.78
1991	12/17/2020	ALICIA MARIE HINOJOSA	\$80.00
1991	12/17/2020	BECKWITH ELECTRONIC ENGINEERING CO	\$543.30
1991	12/17/2020	CHRISTIAN GAGE BRANDT	\$75.00
1991	12/17/2020	COMPASS GROUP USA, INC.	\$216.63
1991	12/17/2020	ELIZABETH GILMORE	\$60.00
1991	12/17/2020	HARDIE'S FRESH FOODS	\$176.17
1991	12/17/2020	HOME DEPOT CREDIT SERVICES	\$847.76
1991	12/17/2020	INDUSTRIAL COMMUNICATIONS	\$1,052.00
1991	12/17/2020	J.W. PEPPER AND SON, INC.	\$169.00
1991	12/17/2020	JAYME MOWERY	\$75.00
1991	12/17/2020	JOSE ALONSO RODRIGUEZ	\$30.00
1991	12/17/2020	JULIA BOWEN	\$30.00
1991	12/17/2020	LOGAN SBABO	\$45.00
1991	12/17/2020	MCGEE COMPANY	\$388.69
1991	12/17/2020	PLAYSCRIPTS, INC	\$179.58
1991	12/17/2020	SERINA GARCIA	\$60.00
1991	12/17/2020	SERVICE INDUSTRIAL, INC.	\$354.38
1991	12/17/2020	TEPSA	\$1,317.00
1991	12/17/2020	TEXAS ASSN OF SOCCER COACHES/TASCO	\$110.00
1991	12/17/2020	TEXTBOOK WAREHOUSE, LLC	\$381.60
1991	12/17/2020	3-D LANDSCAPING, LLC	\$200.00
1991	12/17/2020	BRIANNA BARCLAY	\$75.00
1991	12/17/2020	BUREAU OF EDUCATION & RESEARCH, INC	\$279.00
1991	12/17/2020	CHARLES TAPIA	\$140.00
1991	12/17/2020	CORY WALKER	\$140.00
1991	12/17/2020	DIRECTV	\$75.83
1991	12/17/2020	EMMA MORGAN	\$45.00
1991	12/17/2020	GEOFFREY OKOLO	\$80.00
1991	12/17/2020	KURITA AMERICA INC	\$501.52
1991	12/17/2020	OLIVIA ARROYOS/CLARITAS CLOSET	\$558.00
1991	12/17/2020	QUILL CORPORATION	\$1,506.03
1991	12/17/2020	REGION IV EDUCATION SERVICE CENTER	\$250.00
1991	12/17/2020	SAI INTERPRETING & TRANSLATION	\$455.00
1991	12/17/2020	SCOTT BRADFORD	\$382.60

Check Register for December 2020

Distribution Fund	Check Date	Vendor Name	Transaction Amount
1991	12/17/2020	SYSCO USA I, INC./SYSCO CENTRAL TX	\$549.89
1991	12/17/2020	TED SOLIS, JR.	\$90.00
1991	12/17/2020	TEXAS HS WOMEN'S POWERLIFTING ASSN	\$75.00
1991	12/17/2020	ALEXAVIER HUGGINS	\$140.00
1991	12/17/2020	B & H FOTO & ELECTRONICS CORP.	\$400.68
1991	12/17/2020	CAMERON CONDREAY	\$45.00
1991	12/17/2020	CHICK-FIL-A	\$142.39
1991	12/17/2020	CPS ENERGY	\$55,619.67
1991	12/17/2020	DPC INDUSTRIES, INC.	\$20.00
1991	12/17/2020	HOBBY LOBBY STORES, INC	\$75.52
1991	12/17/2020	INTECH SOUTHWEST SERVICES, LLC	\$1,669.50
1991	12/17/2020	KURZ & CO.	\$1,626.27
1991	12/17/2020	MEDINA COUNTY APPRAISAL DIST	\$85,142.19
1991	12/17/2020	MEDINA COUNTY TREASURER	\$28,162.85
1991	12/17/2020	MVISD-TRANSPORTATION DEPT	\$3,380.68
1991	12/17/2020	O'REILLY AUTO PARTS	\$55.22
1991	12/17/2020	RYAN ALEXANDER STEPHENS	\$60.00
1991	12/17/2020	SAN ANTONIO WATER SYSTEM	\$2,083.91
1991	12/17/2020	SEVERIN INTERMEDIATE HOLDINGS, LLC.	\$194.60
1991	12/17/2020	SOUTHWASTE DISPOSAL LLC	\$5,486.18
1991	12/17/2020	SUSAN JAIME COFFEE DEV CONSULTANT	\$348.00
1991	12/17/2020	THE SHERWIN-WILLIAMS CO	\$89.48
1991	12/17/2020	WALMART	\$4,871.83
1991	12/17/2020	YESENIA ROBLES	\$90.00
1991	12/18/2020	WALMART	\$139.01
7711	12/18/2020	MISC	\$3,908.19
1991	12/21/2020	CITY OF SAN ANTONIO	\$2,659.30
1991	12/23/2020	BARTLETT COCKE GENERAL CONTRACTORS	\$1,479,859.65
8631	12/30/2020	TEXAS AFT/PEG	\$35.00
8631	12/30/2020	TEXAS CLASSROOM TEACHERS ASSC.	\$131.44
8631	12/30/2020	ATPE	\$5,459.60
8631	12/30/2020	NAT'L PLAN ADMN DEPEND CARE	\$839.34
8631	12/30/2020	NATIONAL PLAN ADMINISTRATORS	\$10,277.94
8631	12/30/2020	NATIONAL PLAN ADMN ANNUITIES	\$28,676.76
8631	12/30/2020	NATIONAL PLAN -HSA	\$5,398.70
8631	12/30/2020	MARY K VIEGELAHN,CHAPTER 13 TRUSTEE	\$1,207.00
8631	12/30/2020	BAY BRIDGE ADMIN.LLC	\$66,468.74
8631	12/30/2020	TEXAS TEACHERS-A.C.P.	\$1,245.00
1991	12/31/2020	MORPHO TRUST USA, INC.	\$344.75
7711	12/31/2020	MISC	\$334.95




Superintendent Briefing

January 19, 2021

MVHS Cheerleaders - State Champs - Fight Song

Congratulations to the MVHS cheerleaders for bringing home the 2021 UIL STATE TITLE for the Fight Song division. They had the highest score in the Fight Song division out of the 45 teams in the competition.



Method of Instruction

1st 6wks			
Entity	Counts	%	
MVISD Total Registered (2019-20 pop = 5908)	5499		% Enrolled of total population
MVISD In-Person	2372	43%	% selecting In-person Learning (of those enrolled)
MVISD Remote Learners	3127	57%	% selecting Remote Learning (of those enrolled)
3rd 6wks			
Entity	Counts	%	
MVISD Total Registered	6125		
MVISD In-Person	4171	68%	% selecting In-person Learning (of those enrolled)
MVISD Remote Learners	1954	32%	% selecting Remote Learning (of those enrolled)
4th 6wks			
Entity	Counts 12/15/20	%	
MVISD Total Registered	6182		
MVISD In-Person	4272	69%	% selecting In-person Learning (of those enrolled)
MVISD Remote Learners	1910	31%	% selecting Remote Learning (of those enrolled)
4th 6wks (Bring back Secondary Failures)			
Entity	Counts 12/15/20	%	
MVISD Total Registered	6182		
MVISD In-Person	4620	75%	% selecting In-person Learning (of those enrolled)
MVISD Remote Learners	1562	25%	% selecting Remote Learning (of those enrolled)

3rd Six Weeks Student Data

Academic Performance

Level	Total Classes	Total Failed Classes	% Failed Classes	Average Core grade for all classes
Elementary Remote (minus K,PK,EE)	2697	347	13%	85
Elementary In-Person (minus K,PK,EE)	8269	444	5%	86
Middle School Remote	1985	479	24%	75
Middle School In-person	3871	113	3%	86
High School Remote	3088	550	18%	80
High School In-Person	3954	396	10%	84

Attendance Rates

Entity	Attendance Rate 1st 6wks	Attendance Rate 2nd 6wks	Attendance Rate 3rd 6wks
MVHS	93.8	90.7	91.8
MVMS	92.4	93.1	93.68
LAMS	94.7	95	94.45
CE	94.2	94.8	95.55
LCE	96.5	96.9	96.89
PE	95.5	96.6	96.44
LRE	94.4	96	96.29
Dist	94.3	94	94.26

District Enrollment

	<u>6/4/20</u>	<u>1/15/21</u>	<u>Growth</u>
Castroville Elementary	638	599	- 39
LaCoste Elementary	557	567	+ 10
Potranco Elementary	811	885	+ 74
Luckey Ranch Elementary	850	872	+ 22
Loma Alta Middle School	793	859	+ 66
Medina Valley Middle School	634	627	- 7
Medina Valley High School	1625	1758	+ 133
Totals	5908	6167	+ 259

End of 19-20 Enrollment: 5,908

Growth over end of 19-20: + 259

4.38% increase over end of 19-20

District COVID Case Count

As of Friday, January 15 (Since first day of school):

Active Cases	49
Recovered	129

<u>Total Cases</u>	<u>Student</u>	<u>Staff</u>
Medina Valley High School	45	11
Medina Valley Middle School	13	10
Loma Alta Middle School	11	5
Castroville Elementary	6	8
LaCoste Elementary	10	1
Potranco Elementary	10	6
Luckey Ranch Elementary	18	9
Non-Campus Staff & Floaters	-	15



Medina Valley ISD

2020 STATE-OF-THE-DISTRICT REPORT

Presented at the January 19, 2021 School Board Meeting

Return-to-School Task Force

Alexandria Anguiano – LRE
Alexandra Magill – MVHS
Amanda Vaughn – LES
Amy Millis – CO
Brandon Haby – Facilities
Bridget Ayala – CO
Caitlin Schmidt – MVHS
Cassidy Blackwell – PES
Christopher Prater – Facilities
Cynthia Hook – PES
Debra Keller – CO
Dr. Dwight McHazlett – Asst. Supt.
Elizabeth Vera – LES
Eric Davis - MVHS
Gabrielle Haby – CO
Georgia Neuman – LRE
Jason Migura – CO

Jennifer Maldonado – MVMS
Jennilea Campbell – School Board
JoAnne Parra – CO
John Reynolds – CO
Juan Zamora – Asst. Supt.
Julie Center – LAMS
Julie Myers – MVMS
Kelly Hightower-Brown – LES
Kendall Center – CES
Kenneth Englehart – CO
Dr. Kenneth Rohrbach – Supt.
Kristan Groff – LES
Kristen Scheetz – MVMS
Laura Kohlleppel – MVHS
Lesli Solis – MVMS
Lindsay Hartnett – CO
Lori Reeve - CO

Mario De Leon – School Board
Natalie Benke – CO
Olga Perez – CO
Raymond Crisp – Ath. Dir.
Samuel Alaniz – CO
Sandy Bermea – PES
Sonia Chapa – LAMS
Stefanie Keller-Perkins – CO
Tanner Lange – MVHS
Tanya Stivors – CO
Tina Schmelzer – CO
Tobie Kennedy – Transportation
Thomas Ellison – Facilities
Tonie Hutzler – CO
Tricia Hurtado – MVMS
Veronica Herrera – MVMS
Victoria Vielma – CES

Strong Start

As a result of the COVID pandemic, instruction was completely remote following spring break for the rest of the 2019-2020 school year. To begin the 2020-2021 school year, the board made the difficult decision to open for both in-person and remote instruction. A task force was appointed to develop plans for returning to school. All plans developed by the task force were uploaded to the “Strong Start” page on the district website. Videos were produced to help parents and students understand how student transportation and food service would work under COVID protocols. The MVISD facilities department also produced a video detailing how facilities would be sanitized.



Sabia usted que casi toda información por medio de la web de MVISD se puede traducir a diferentes idiomas? Solo necesita que hacer clic en la palabra "Translate" de la página web de MVISD y escoja Espanol.

MVISD COVID-19 Case Management

Active
35

Recovered
113

These numbers reflect COVID-19 cases within MVISD since the start of school on August 25, 2020. (staff and students)

Updated 01/08/2021

Guidance



Remote Learning Attendance for Google Classroom



Remote Learning Attendance for Seesaw



Resources



Health and Safety Info

MVISD has developed a comprehensive COVID Response Protocol. View the document here.

Updated 12/07/20



Frequently Asked Questions

We have compiled the most asked questions in one location!

Updated 08/26/20



Offsite Learning Resources

This online content has been prepared by Curriculum, Instruction & Assessment Department. These materials are intended to provide students access to high-quality learning materials.



Registration Information

All new and returning students must register prior to the start of the 2020-2021 school year. Please click here for more information.



Special Education & 504

MVISD has an obligation to avoid discrimination on the basis of disability under Title II and Section 504...

Updated 08/04/20



District Updates

Check back often for important updates from MVISD on the 2020-2021 school year.

Updated 08/05/20





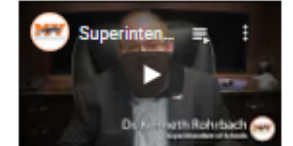
Student Meals

Medina Valley ISD will start processing school meal applications Monday, July 27, 2020.

Communication

Not receiving emails or other notifications from MVISD? Email us at news@mvisd.org for assistance!

Videos



Plans & Policies

[COVID Response Protocol \(Updated 12/07/20\)](#)

[Student COVID Process Map \(Updated 12/7/20\)](#)

[Staff/Workplace COVID Process Map \(Updated 12/7/2020\)](#)

[Student Code of Conduct](#)

[Código de Conducta Estudiantil](#)

[MVISD Asynchronous Learning Plan \(Added 8/20/20\)](#)

[TEA Asynchronous Learning Plan](#)

Remote and In-Person Student Counts

Since the beginning of the 20-21 school year, parents have been able to choose whether their child(ren) would participate remotely or in-person. These counts reflect the numbers in each at the beginning of each six weeks. The numbers choosing in-person learning increased in both the 2nd and 3rd six weeks.

	1 st Six Weeks	2 nd Six Weeks	3 rd Six Weeks
Remote Count	3,182	2,556	2,021
Remote Percentage	56%	42%	33%
In-Person Count	2,451	3,564	4,096
In Person Percentage	44%	58%	67%

Spring and Summer Food Service

In spite of MVISD closing to in-person learning following spring break, the food service department still provided nutritious meals to our students. Additionally, the summer feeding program, which is normally limited to a set number of weeks, provided meals all summer to students who wanted to participate.



State Accountability

Due to the COVID pandemic, classes did not resume in-person following spring break. Therefore, STAAR tests were not administered. As a result, the state decided that there would not be any state accountability ratings for the 2019-2020 school year, suspending the A-F accountability system.

All districts and campuses received a rating of:

Not Rated: Declared State of Disaster.

Texas Education Agency 2020 Accountability Ratings Overall Summary MEDINA VALLEY ISD (163908)

Accountability Rating Summary

All Districts and Schools Were Not Rated in 2020 Due to COVID-19

Given the impact of COVID-19, all districts and schools received a label of Not Rated: Declared State of Disaster for their 2020 accountability ratings.
[Click here to read the official announcement.](#)

Distinction Designations

Distinction designations were not awarded in 2020.

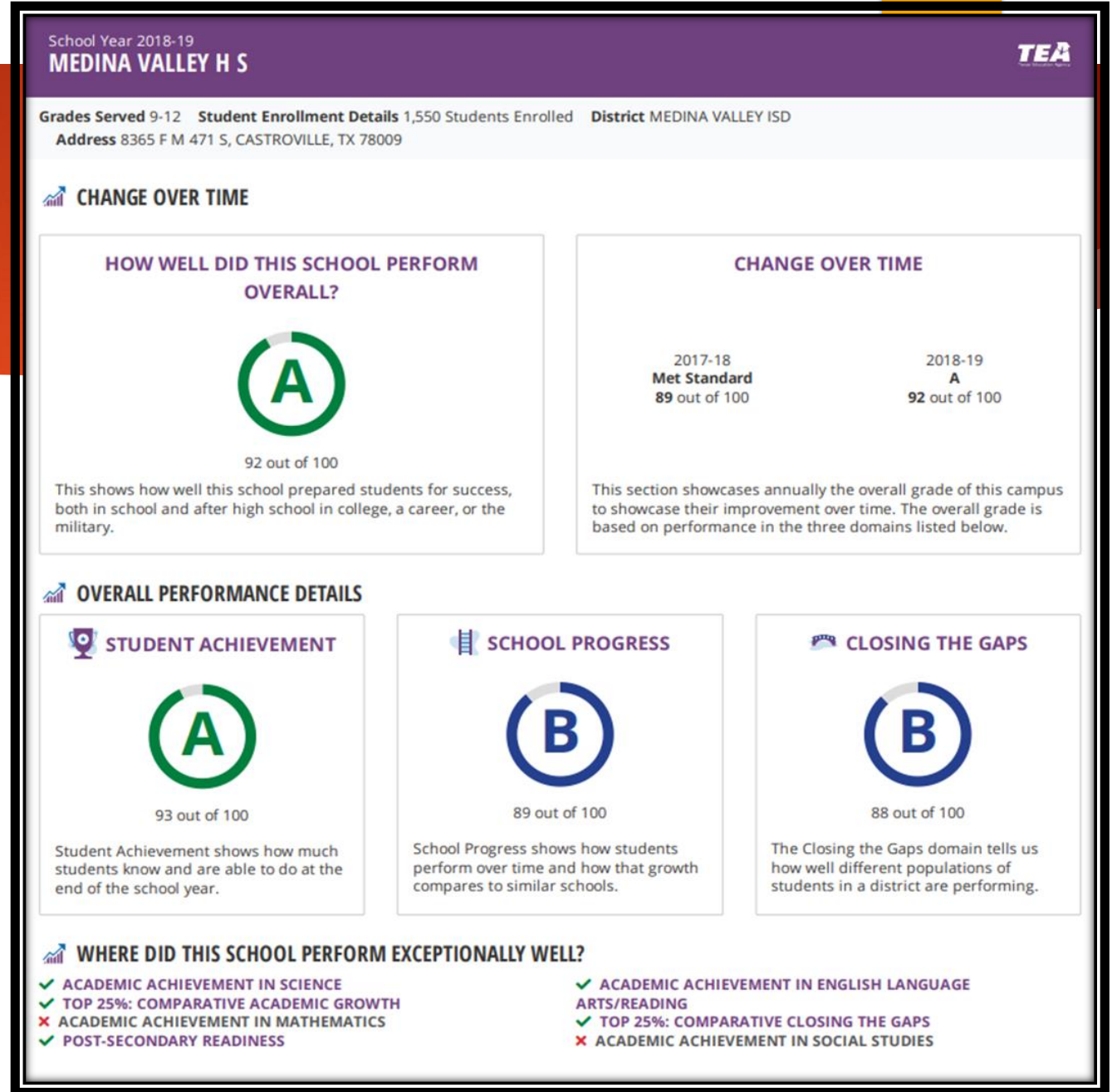
Medina Valley High School



Enrollment 1,753 students (as of 12/18/20)



Mr. Tanner Lange
Principal



2018-2019 Accountability Rating

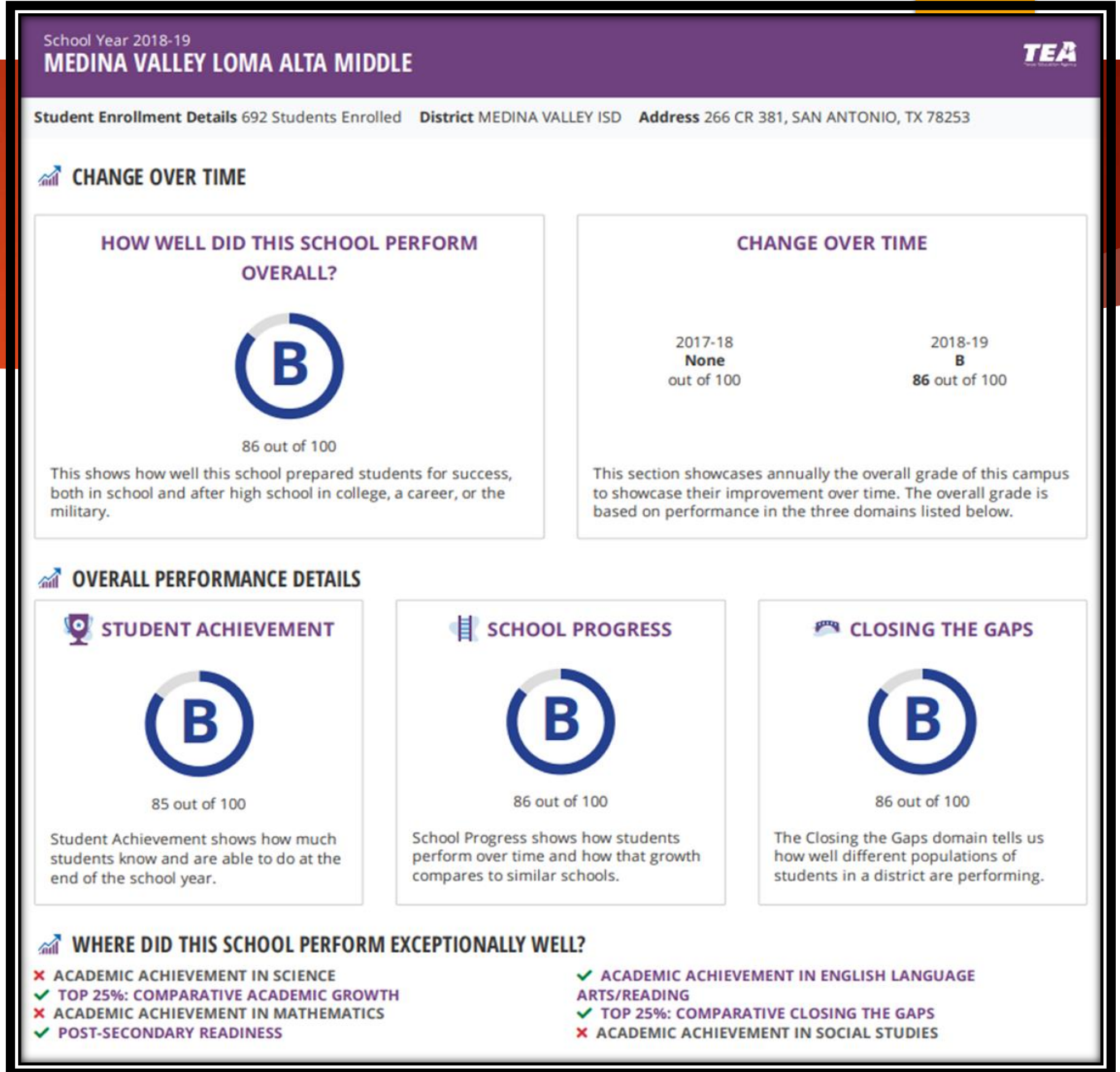
Loma Alta Middle School



Enrollment 860 students (as of 12/18/20)



Mrs. Julie Center
Principal



2018-2019 Accountability Rating

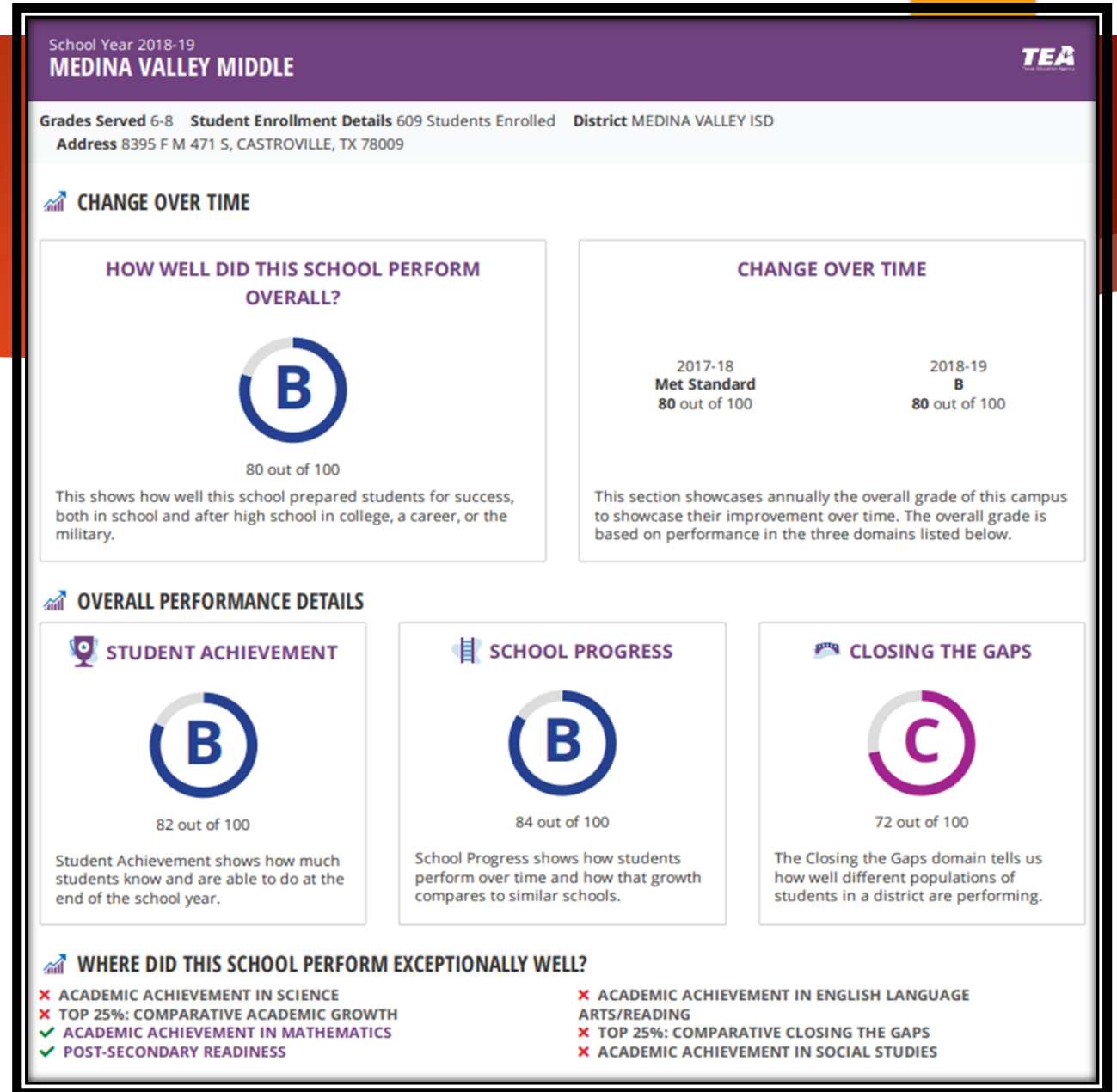
Medina Valley Middle School



Enrollment 628 students (as of 12/18/20)



Mrs. Lesli Solis
Principal



2018-2019 Accountability Rating

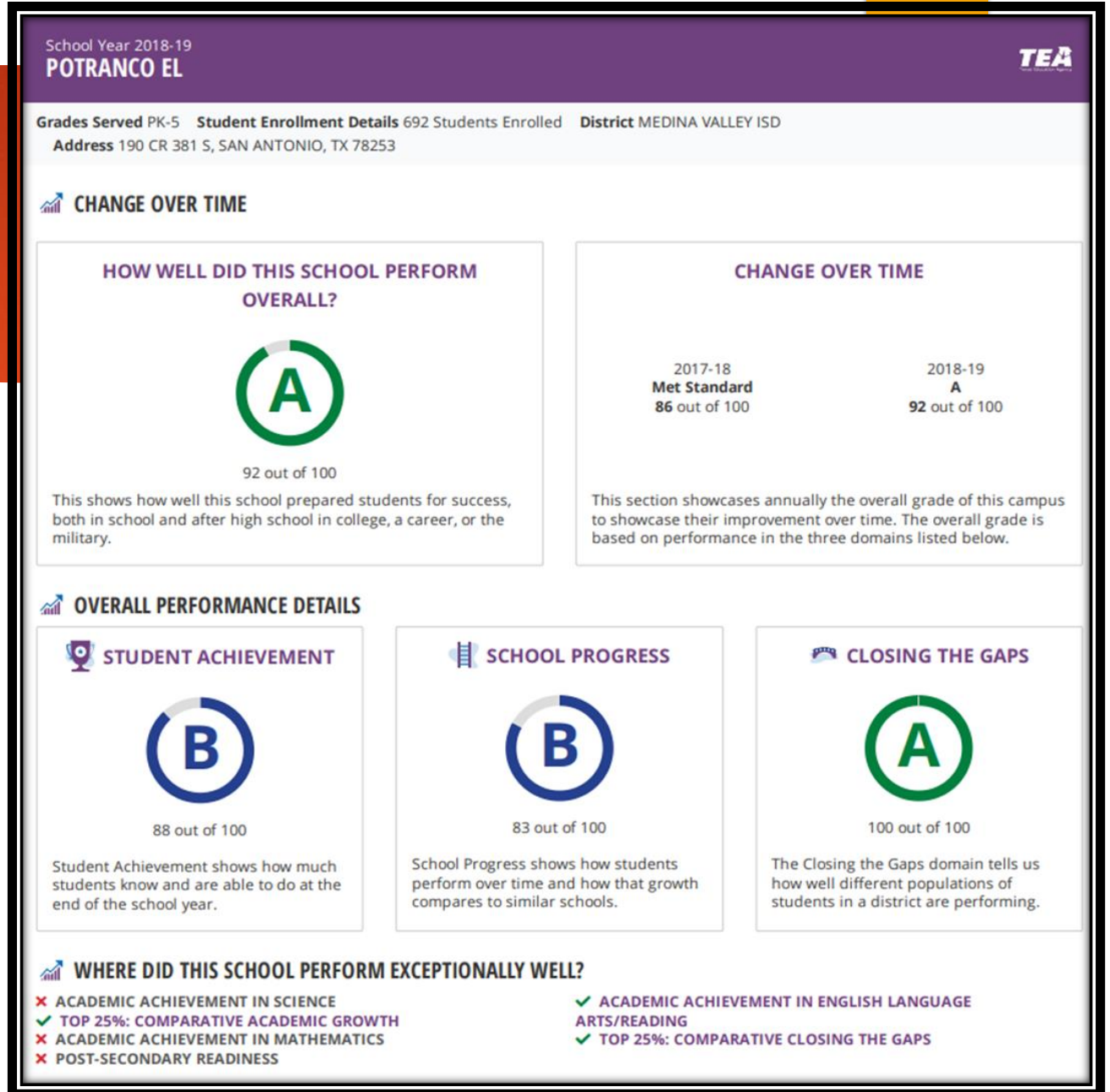
Potranco Elementary School



Enrollment 871 students (as of 12/18/20)



Mrs. Sandy Bermea
Principal



2018-2019 Accountability Rating

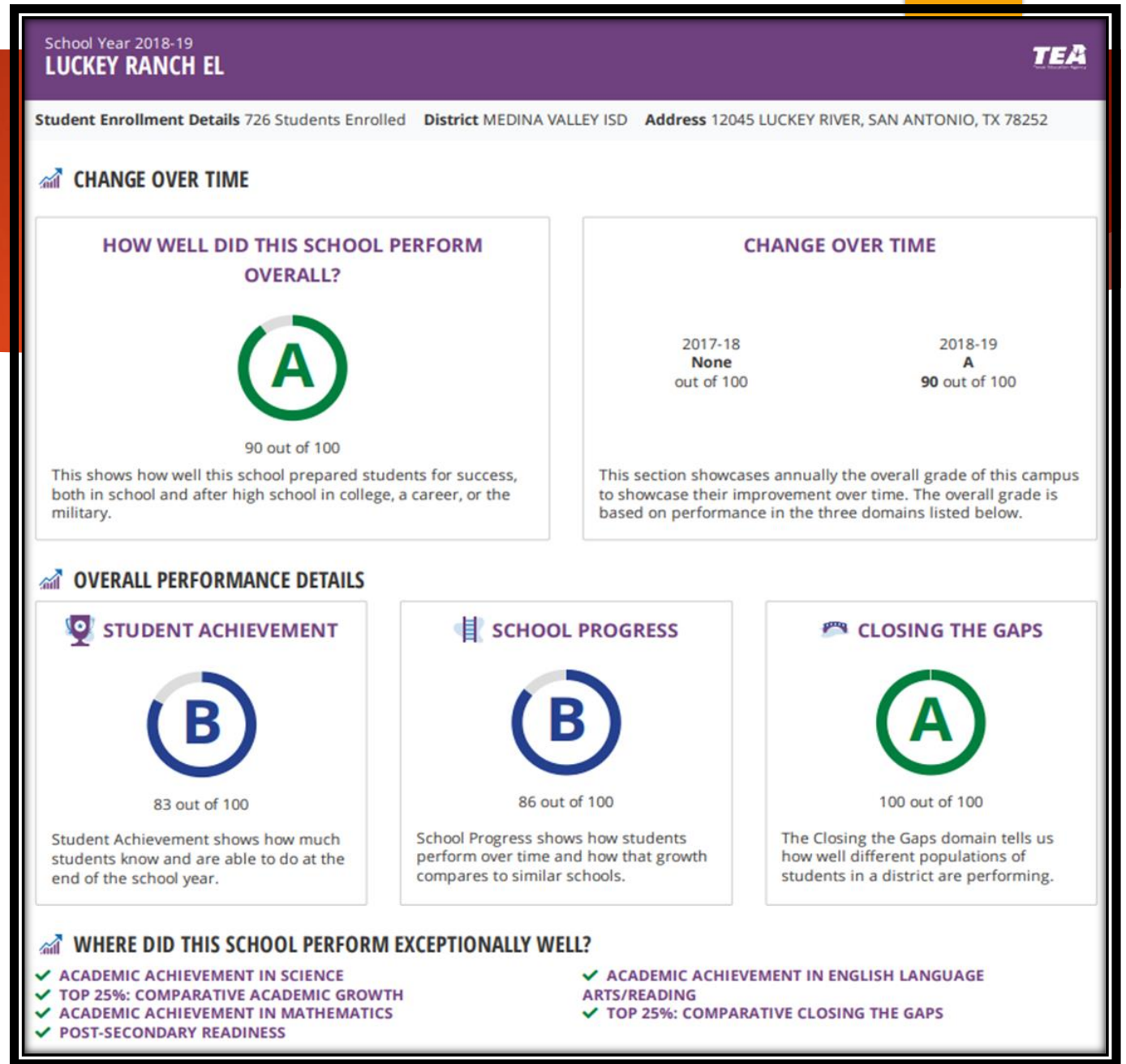
Lucky Ranch Elementary School



Enrollment 872 students (as of 12/18/20)



Mrs. Georgia Neuman
Principal



2018-2019 Accountability Rating

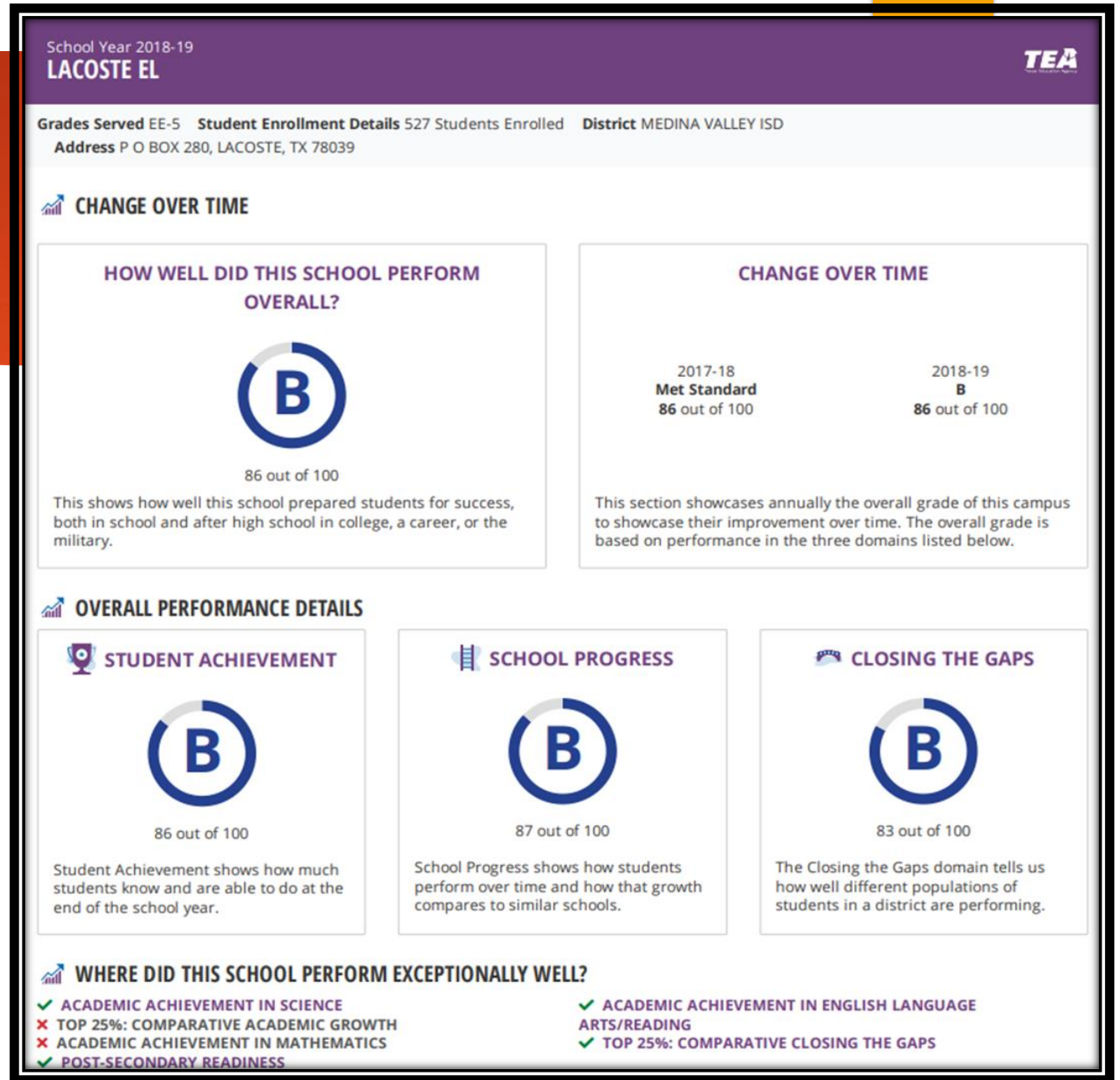
LaCoste Elementary School



Enrollment 564 students (as of 12/18/20)



Mrs. Elizabeth Vera
Principal



2018-2019 Accountability Rating

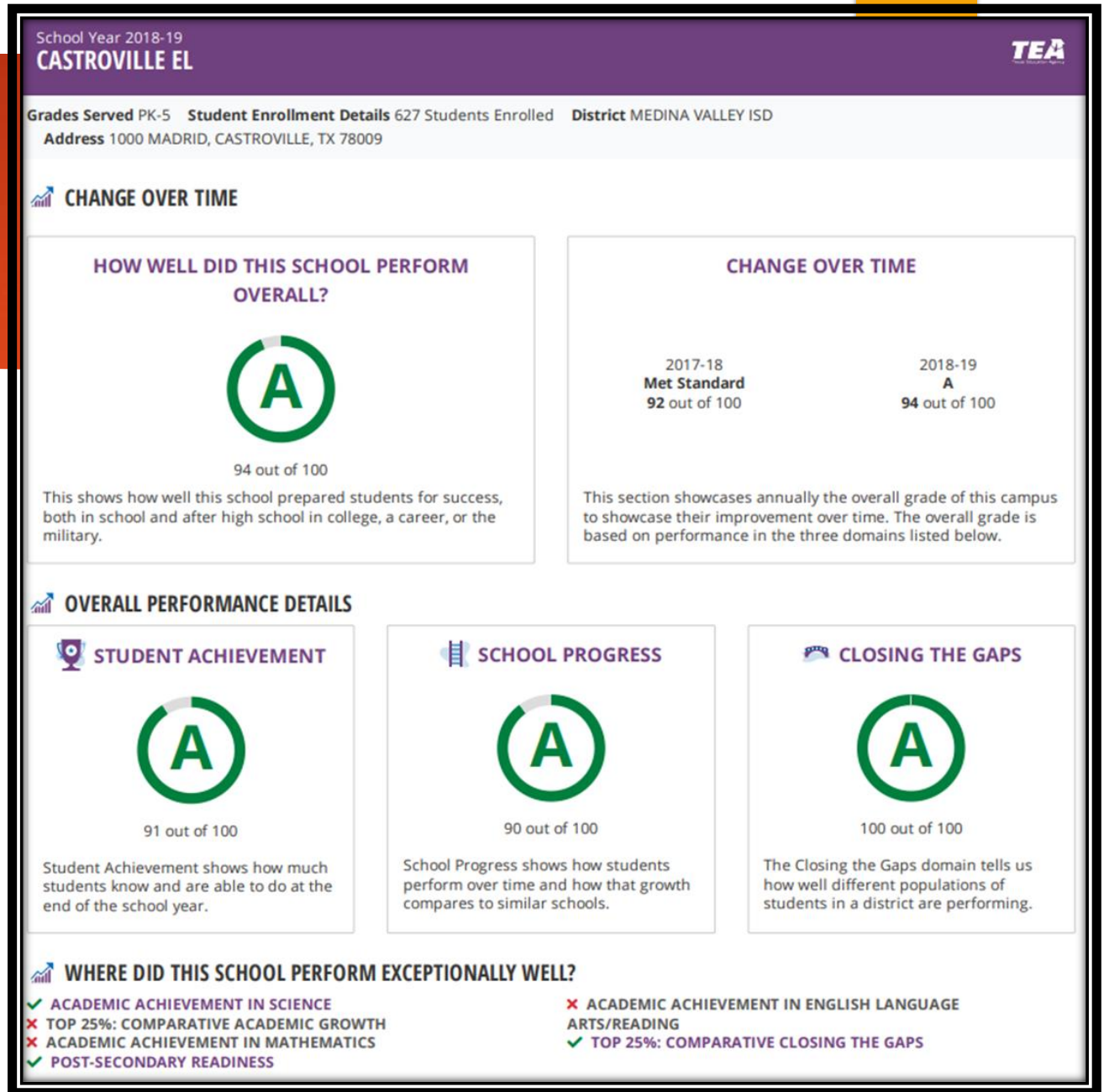
Castroville Elementary School



Enrollment 600 students (as of 12/18/20)



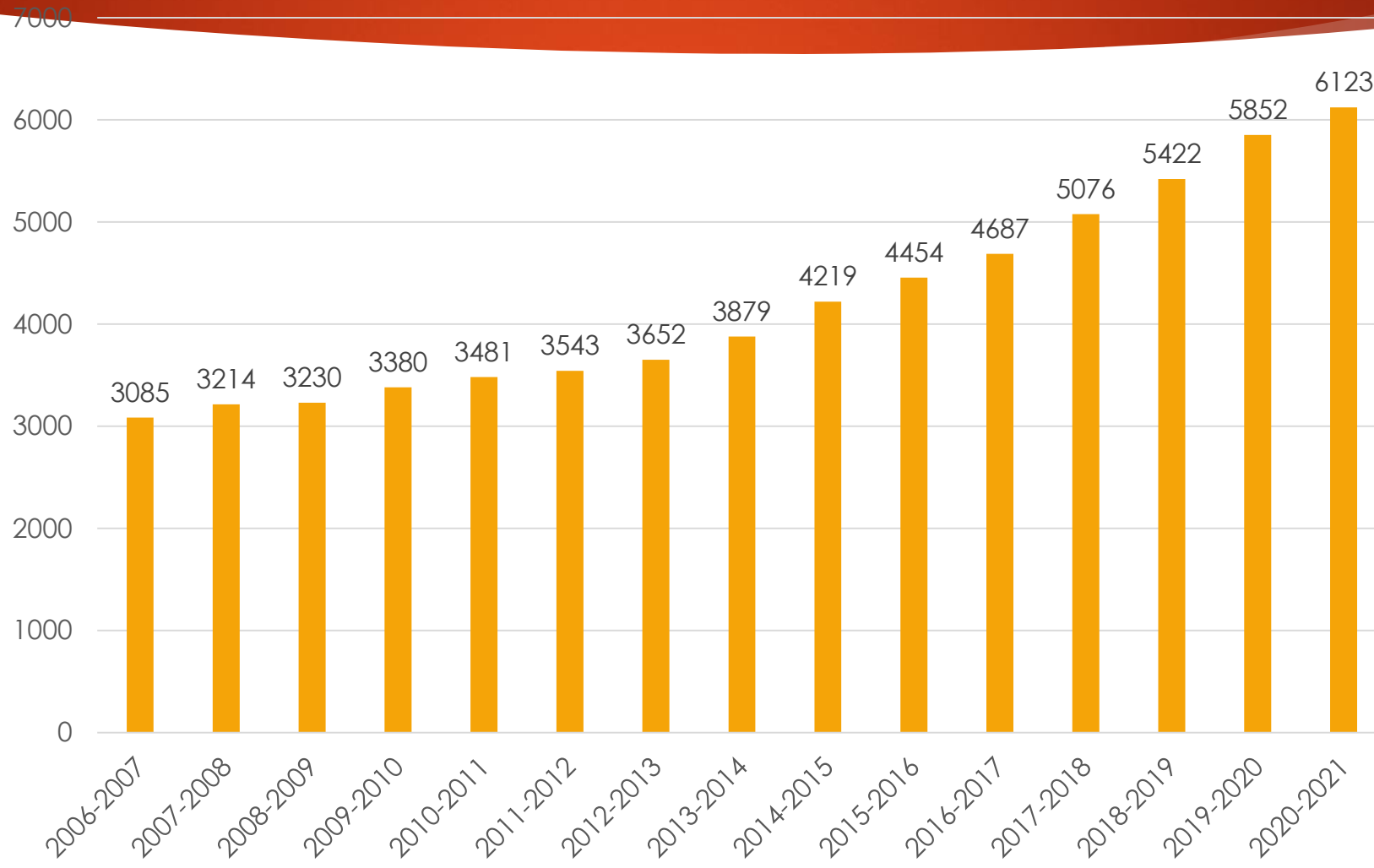
Mr. Ken Center
Principal



2018-2019 Accountability Rating

MVISD 15 Year Comparison of Enrollment

Data from PEIMS Snapshot Date (Last Friday in October)



Ended 19-20
with **5,908**
students.

On 12/18/20
had **6,148**
students.



Enrollment Growth

- ▶ 2016-2017 Last Day of School Enrollment: 4,732 students
- ▶ 2017-2018 Last Day of School Enrollment: 5,057 students
 - ▶ Increase of 360 students or 7.6% over end of previous year.
- ▶ 2018-2019 Last Day of School Enrollment: 5,475 students
 - ▶ Increase of 418 students or 8.27% over end of previous year.
- ▶ 2019-2020 Last Day of School Enrollment: 5,908 students
 - ▶ Increase of 433 students or 7.91% over end of previous year.
- ▶ Enrollment as of December 18, 2020: 6,148 students
 - ▶ Increase of 240 students or 4.06% over end of previous year.
 - ▶ Increase of 1,416 students or 29.9% over end of 16-17 school year (3 ½ years!!!)

District of Innovation

- ▶ Dec. 16, 2019 – Board appointed a DOI committee
- ▶ Mar. 30, 2020 – Draft DOI plan posted to district website
- ▶ May 19, 2020 – Public Meeting on DOI Plan
- ▶ May 28, 2020 – Board Approval of DOI Plan

Medina Valley Independent School District

District of Innovation Plan



Approved by Board May 28, 2020

District of Innovation

The approved District of Innovation Plan claims exemptions in the following areas:

- ▶ School Start Date
 - ▶ State law requires that school start no earlier than the fourth Monday in August. Through DOI, MVISD may start no earlier than the third Monday in August.
- ▶ Class Size Ratio
 - ▶ Allows MVISD to exceed state mandated class size ratios temporarily due to rapid student population growth without filing a waiver with TEA.
- ▶ Teacher Certification
 - ▶ Within parameters listed in the DOI plan, MVISD may hire noncertified personnel in hard to fill teaching positions (e.g. some CTE classes, some foreign language classes)
- ▶ Transfer Students
 - ▶ Allows the district to revoke the transfer of an out-of-district transfer at any time, rather than only at the end of the year.
- ▶ Group Health Insurance Coverage
 - ▶ Under state law, MVISD must offer to its employees health insurance through TRS-Active Care. We are not allowed to opt out of this. However, by becoming DOI, we claim an exception to this, allowing us to offer an alternative health care plan to TRS-Active Care, which we have done for the 20-21 school year.

Campus/District Level Safety Training

Active Shooter: What You Can Do

- ▶ Districtwide Training
- ▶ Training provided through FEMA's Emergency Management Institute
- ▶ 60 minute online training with end of course certification exam

CPR Certifications

- ▶ Required for all Nurses, Transportation Staff, Coaches, Special Education Teachers & Support Staff
- ▶ Recertification is required every two years
- ▶ 168 staff members participated
- ▶ Training provided by MVISD Certified CPR Instructors

I Love You Guys Foundation

- ▶ Standard Response Protocols (Required School Drills – new platform with Raptor)
- ▶ Currently in Place
- ▶ Standard Reunification Method (Off-Site Evacuation/Reunification Plan)
- ▶ Spring Implementation

Stop-the-Bleed

- ▶ Required yearly staff training will take place later this school year

District Safety and Security



Bollards were installed at the main entrance to the high school and a security vestibule was added.

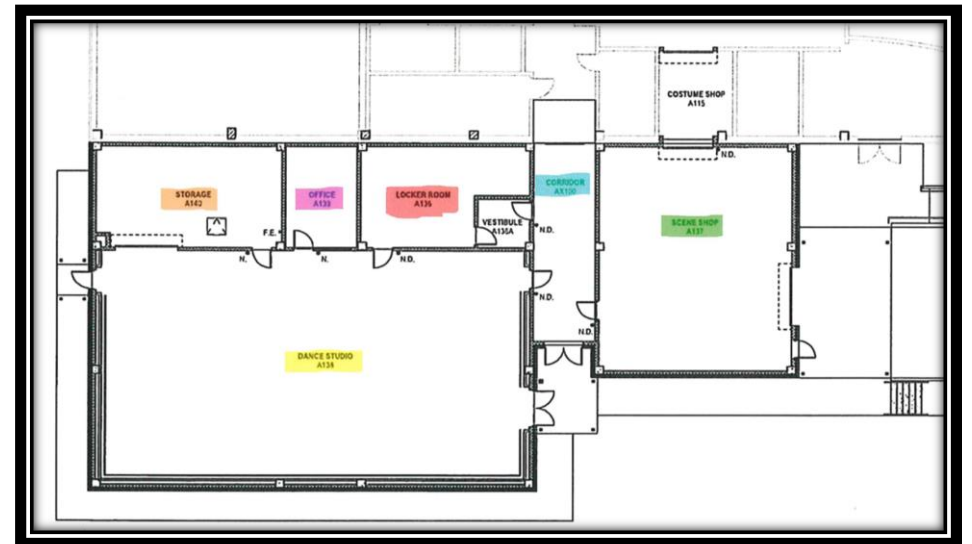


HB 496 requires that school districts place bleeding control kits on campuses and other district facilities. All staff must be trained on bleeding control. MVISD conducted training in January.

2019 Bond Program Projects High School Addition



2019 Bond Program Projects Fine Arts Expansion



2019 Bond Program Projects

Ladera Elementary



Medina Valley HS Recognition



Medina Valley High School has been recognized as a “2020 Best High School” by US News & World Report, ranking Medina Valley High School in the top 40% of high schools across the nation.

New CTE Class – Patient Care Technician





Remote Learning in Medina Valley ISD

A LOOK BACK AT THE FIRST 18 WEEKS OF SCHOOL

Panther Launches

- ▶ ClassLink = 702,200 launches ~ 62%
- ▶ Google Classroom = 559,100 launches ~ 3,966%
 - ▶ 3rd – 12th grade Learning Management System
- ▶ Seesaw = 96,206 launches ~ 1,515%
 - ▶ PreK-2nd grade Learning Management System
- ▶ McGraw Hill ~ 22,076%
- ▶ Studies Weekly ~ 920%
- ▶ SAVVAS ~ 839%
- ▶ ThinkCentral ~ 986%

Panther Launches

<p>ClassLink 702,200+ launches <i>Digital resource manager; stores login credentials</i></p>	<p>Google Classroom 559,100+ launches <i>3rd – 12th grade Learning Management System</i></p>	<p>Seesaw 96,200+ launches <i>PreK-2nd grade Learning Management System</i></p>	<p>McGraw Hill <i>K-8 Reading, 5 - 8 Social Studies, Accounting, IPC</i></p> <p>↗ 22,076%</p>
	<p>Studies Weekly <i>K-4 Social Studies</i></p> <p>↗ 920%</p>	<p>SAVVAS <i>K-5 Math, MS Science, MS ELA, HS Biology, HS ELA, AP Geo, AP Spanish, BIM</i></p> <p>↗ 839%</p>	<p>HMH <i>K-5 Science, 6-8 Math, 6-8 ELA, Spanish, Health, Algebra 1 & 2, Geometry, Biology, Chemistry, US History</i></p> <p>↗ 986%</p>

Quality Instruction

- ▶ Differentiated instruction, tutoring and office hours via Google Meet
- ▶ Students demonstrate mastery of learning via multiple methods: Flipgrid videos, Google Slides presentations, Google Docs reflections, Google Form quizzes
- ▶ Students engage in lessons that encourage creativity, collaboration, critical thinking, communication & citizenship.

Medina Valley ISD Technology Award






School Board/District Memberships



**GO
PUBLIC**



FASTGROWTH
SCHOOL COALITION




Go Medina County
A Great Place For Your Business
And Family To Grow



Finance

MVISD, for the 18th consecutive year, earned the highest score possible on the Financial Integrity Rating System of Texas, or FIRST.





Finance

Net Taxable Values (before freeze)

	<u>2018-19</u>	<u>2019-20</u>	<u>2020-2021</u>
Medina County:	\$1,239,596,215	1,329,786,624 (+ 7.3%)	1,477,120,418 (+11.1%)
Bexar County:	<u>\$ 747,873,694</u>	<u>940,747,002</u> (+25.8%)	<u>1,134,703,164</u> (+20.6%)
Total Net Taxable:	\$1,987,469,909	2,270,533,626 (+14.2%)	2,611,823,582 (+15.03%)



Finance

Tax Rate Distribution

<u>2015/16</u>	<u>2016/17</u>	<u>2017/18</u>	<u>2018/19</u>	<u>2019/20</u>	<u>2020/21</u>
1.0400	1.0400	1.0400	1.0400	0.9700	0.87130
<u>0.3482</u>	<u>0.3992</u>	<u>0.3992</u>	<u>0.3992</u>	<u>0.4550</u>	<u>0.47289</u>
<u><u>1.3882</u></u>	<u><u>1.4392</u></u>	<u><u>1.4392</u></u>	<u><u>1.4392</u></u>	<u><u>1.4250</u></u>	<u><u>1.34419</u></u>



Finance

2019-2020 Audited Operating Fund Expenditures: 51,631,820

Total Audited General Fund Balance (as of 8/31/20)

21,457,962

Reserved (Inventory): (17,172)

Designated (Construction): (4,000,000)

Unassigned Fund Balance: **17,440,790**

	<u>Actual</u>	<u>Target Min</u>
Total fund balance as a % of Operating:	42%	≥ 25%
Unassigned fund balance as a % of Operating:	34%	≥ 20%



Questions?

Medina Valley Independent School District Board Workshop

Board Minutes

Monday, January 11, 2021 6:00 PM

Medina Valley ISD Video/Teleconference System

A **Board Workshop** of the Board of Trustees was held Monday, January 11, 2021, beginning at 6:00 PM on the MVISD Video/Teleconference System.

I. **First Order of Business**

A Establish a Quorum

Mario De Leon, Board President, called the Medina Valley ISD Board Workshop to order at 6:32 pm. A quorum of the Board Members were present on the Video/Teleconference, Beth Zinsmeyer, Jennilea Campbell, Shannon Beasley, Paula Davidson, Terry Groff, Bruce Haby and Mario De Leon.

II. **Public Comment - none**

(At Called Board Meetings or Workshops the Board of Trustees shall only permit public comment on items listed on the current meeting's agenda. All public comments are limited to 5 minutes. Reference: MVISD Board Policy BED(LOCAL) and Texas Government Code 551.042.)

III. **Workshop Items**

A Review and Discuss Five Year Revenue and Expenditure Projections

B Review and Discuss Draft Long-Range Facilities Plan

C Discuss Board and Superintendent Goals for 2021

IV. **Adjournment**

Jennilea Campbell made a Motion, seconded by Shannon Beasley, to adjourn the Regular Board Meeting on January 11, 2021 at 7:49 pm. Beth Zinsmeyer, Jennilea Campbell, Shannon Beasley, Paula Davidson, Terry Groff, Bruce Haby and Mario De Leon all voted for the Motion. The motion passed.

Mario De Leon, Board President

Jennilea Campbell, Board Secretary

Board Approved _____

Medina Valley Independent School District Regular School Board Meeting

Board Minutes

December 17, 2020, 6:30 PM
MVISD Video/Teleconference System

A **Regular Meeting** of the Board of Trustees was held Thursday, December 17, 2020, beginning at 6:30 PM on the MVISD Video/Teleconference System.

I. First Order of Business

A Establish a Quorum

Mario De Leon, Board President, called the Medina Valley ISD Regular Board Meeting to order at 6:31 pm. A quorum of the Board Members were present on the Video/Teleconference, Beth Zinsmeyer, Jennilea Campbell, Shannon Beasley, Paula Davidson, Terry Groff, Bruce Haby and Mario De Leon.

B Pledge of Allegiance to the Flag followed by a moment of silence

Everyone recited the Pledge of Allegiance to the Flag followed by a moment of silence.

II. Public Hearing Concerning the Financial Integrity Rating System of Texas (FIRST)

Mr. Zamora opened the Public Hearing concerning the Financial Integrity Rating System of Texas with a presentation for the Board and the public.

A Discussion Concerning the Financial Integrity Rating System of Texas (FIRST)

B Public Comments Regarding FIRST Report

There were no Public Comments regarding the FIRST Report.

III. Discussion and Possible Action Items

A Independent Audit Report for 2019-2020

Trevor Myres with Coleman, Horton & Company CPAs presented the Independent Audit Report for 2019-2020.

Jennilea Campbell made a Motion, seconded by Shannon Beasley, to accept the Independent Audit Report for the 2019-2020 fiscal year as presented. Beth Zinsmeyer, Jennilea Campbell, Shannon Beasley, Paula Davidson, Terry Groff, Bruce Haby and Mario De Leon all voted for the Motion. The motion passed.

Medina Valley Independent School District Regular School Board Meeting

Board Minutes

December 17, 2020, 6:30 PM
MVISD Video/Teleconference System

B Consider Audit Contract for 2020-2021

Dr. Rohrbach presented the Audit Contract with Coleman, Horton & Company CPAs for the 2020-2021 fiscal year for the Board to consider.

Beth Zinsmeyer made a Motion, seconded by Jennilea Campbell, to approve the Audit contract for the 2020-2021 fiscal year as presented. Beth Zinsmeyer, Jennilea Campbell, Shannon Beasley, Paula Davidson, Terry Groff, Bruce Haby and Mario De Leon all voted for the Motion. The motion passed.

IV. **Announcements/Communications/Presentations**

A 3rd Quarter 2020 Demographic Study Report

Bob Templeton with Templeton Demographics presented the 3rd Quarter 2020 Demographic Study Report.

B Construction Presentation for MVISD Elementary #6

Lucia Prada and Roy Lewis with Garza/Bomberger & Associates presented a construction plan for MVISD Elementary #6.

C Construction Update

Paul Holzhaus presented the monthly Construction Update.

D Financial Briefing

Mr. Zamora presented the monthly Financial Briefing.

E Superintendent Briefing

Dr. Rohrbach presented his monthly Superintendent Briefing.

V. **Public Comment** - none

VI. **Continued Discussion and Possible Action Items**

A Consent Agenda Items

Dr. Rohrbach presented the Consent Agenda Items for the Board to consider.

Medina Valley Independent School District Regular School Board Meeting

Board Minutes

December 17, 2020, 6:30 PM
MVISD Video/Teleconference System

- 2 Donations
 - a Blackbaud Giving Donation \$1118.00
- 3 Superintendent's Report on Budgeted Purchases of Goods/Services in Excess of \$50,000
 - a AT&T

Jennilea Campbell made a Motion, seconded by Terry Groff, to approve the consent agenda items as presented. Beth Zinsmeyer, Jennilea Campbell, Shannon Beasley, Paula Davidson, Terry Groff, Bruce Haby and Mario De Leon all voted for the Motion. The motion passed.

B Consider Resolution for Medina County Appraisal District

Dr. Rohrbach presented a Resolution from the Medina County Appraisal District for the Board to consider.

Shannon Beasley made a Motion, seconded by Terry Groff, to adopt the Resolution from the Medina County Appraisal District as presented. Beth Zinsmeyer, Jennilea Campbell, Shannon Beasley, Paula Davidson, Terry Groff, Bruce Haby and Mario De Leon all voted for the Motion. The motion passed.

C Appointment of Board Committees

Dr. Rohrbach discussed the need for Board Committees in the areas of Finance & Operations, Facilities/Construction, and Curriculum & Instruction.

After discussion and a request for volunteers, Mario De Leon, Board President appointed the following Board Members to the following committees.

- 1 Finance & Operations Committee: Shannon Beasley, Beth Zinsmeyer & Terry Groff.
- 2 Facilities/Construction Committee: Mario De Leon and Paula Davidson.
- 3 Curriculum & Instruction Committee: Jennilea Campbell and Paula Davidson.

D Budget Amendment

Mr. Zamora presented a Budget Amendment for the Board to consider.

Shannon Beasley made a Motion, seconded by Beth Zinsmeyer, to approve the Budget Amendment as presented. Beth Zinsmeyer, Jennilea Campbell, Shannon Beasley, Paula Davidson, Terry Groff, Bruce Haby and Mario De Leon all voted for the Motion. The motion passed.

Medina Valley Independent School District Regular School Board Meeting

Board Minutes

December 17, 2020, 6:30 PM
MVISD Video/Teleconference System

Board President Mario De Leon announced that in accordance with the Texas Open Meetings Act, under the exceptions noted in TX Govt. Code Section 551.074 Personnel Matters and TX Govt. Code 551.072 Deliberation Regarding Real Property. The Board of Trustees convened into Closed Session at 9:01 pm.

VII. Closed Session

- A Personnel Matters (TX Govt. Code Section 551.074)
- B Deliberation Regarding Real Property (TX Govt. Code Section 551.072)

Board President Mario De Leon announced that the Board would reconvene into Open Session at 11:00 pm.

VIII. Continued Discussion and Possible Action Items

- A Consider professional contract recommendations

Terry Groff made a Motion, seconded by Jennilea Campbell, to approve the contract recommendations by the Superintendent for professional educators as presented. Beth Zinsmeyer, Jennilea Campbell, Shannon Beasley, Paula Davidson, Terry Groff, Bruce Haby and Mario De Leon all voted for the Motion. The motion passed.

Congratulations to the following Medina Valley ISD new hires:

- Lee Conrad, Medina Valley High School JROTC Teacher
- Ana Sandoval, Special Programs Facilitator

- B Consider Changes to Manual Trades Job Classifications and Pay Rates for Additional Duties

Dr. Rohrbach presented changes to the Manual Trades Job Classifications and Pay Rates for Additional Duties for the Board to consider.

Shannon Beasley made a Motion, seconded by Beth Zinsmeyer, to approve the changes to the Manual Trades Job Classifications and Pay Rates for additional duties as amended. Beth Zinsmeyer, Jennilea Campbell, Shannon Beasley, Paula Davidson, Terry Groff, Bruce Haby and Mario De Leon all voted for the Motion. The motion passed.

- C Consideration of future meeting dates

Dr. Rohrbach discussed the need for a Board Workshop on January 11, 2021 at 6:00 pm. The next Regular Board Meeting is scheduled for Tuesday, January 19th at 6:30 pm.

Medina Valley Independent School District Regular School Board Meeting

Board Minutes

December 17, 2020, 6:30 PM

MVISD Video/Teleconference System

IX. Adjournment

Shannon Beasley made a Motion, seconded by Terry Groff, to adjourn the Regular Board Meeting at 11:03 pm on December 17, 2020. Beth Zinsmeyer, Jennilea Campbell, Shannon Beasley, Paula Davidson, Terry Groff, Bruce Haby and Mario De Leon all voted for the Motion. The motion passed.

Mario De Leon, Board President

Jennilea Campbell, Board Secretary

Board Approved _____

MEDINA VALLEY INDEPENDENT SCHOOL DISTRICT

"Proud of our past, dedicated to the present, committed to the Future"



Request for Board Acceptance of Donations over \$500

School/Department Receiving Donation: MVHS / Athletics

Donor: The Blackbaud Giving Fund

Address: 2000 Daniel Island Dr. Contact Name: Justin Garst

Charleston, SC 29492 Contact email: justingarst@wellsfargo.com

Donation Description: Baseball Program (\$ 776.00)

FOR SECURITY PURPOSES, THE BACK OF THIS DOCUMENT CONTAINS AN ARTIFICIAL WATERMARK

THE BLACKBAUD
GIVING FUND

The Blackbaud Giving Fund
by its agent, YourCause
2000 Daniel Island Drive, Suite 100
Charleston, SC 29492

BBVA Compass
88-1054/1130

Check NO. 1000399202

DATE	AMOUNT
12/22/2020	\$*****776.00

VOID AFTER 120 DAYS

Grant terms found here: nonprofit.yourcause.com/grantterms

PAY EXACTLY Seven Hundred Seventy Six And 0/100 Dollars

PAY
TO THE
ORDER
OF

MEDINA VALLEY H S
8365 F M 471 S
CASTROVILLE, TX 78009

58

Matthew J. Nook

AUTHORIZED SIGNATURE

⑈ 1000399202⑈ ⑆ 113010547⑆ 6750047880⑈

Approved or Disapproved Date: _____

3Sixty Integrated

1218 Arion Parkway
Suite 120
San Antonio, Texas 78216

(210) 545-1770
www.3sixtyintegrated.com

Submitted by:

Brian Cox
Account Executive
bcoc@3sixtyintegrated.com

work: (210) 545-1770 ext. 115
cell: (210) 865-6010



PROPOSAL

MEDINA VALLEY HIGH SCHOOL - ACCESS CONTROL INSTALLATION

Sunday, July 12, 2020

Medina Valley Independent School District
8449 FM 471 South
Castroville, Texas 78009

Prepared for:

Kenneth Englehart
Director of Technology



TECHNICAL APPROACH

MEDINA VALLEY HIGH SCHOOL ACCESS CONTROL



1.0 INTRODUCTION

3Sixty Integrated is pleased to offer our solution for the planning, procurement, deployment and support of the Medina Valley ISD Access Control requirement. We are uniquely positioned to be the highest value partner for Medina Valley ISD not only by our professional expertise and capabilities, but by our project deployment methodology, post-project support and our management approach. This Technical Approach will provide a tactical guide into our interpretation of the scope of work at hand, plan of action for the timely deployment, measurements for quality control and post project support.

When our customers make an informed and prudent decision considering cost and risk, they look at issues, such as leadership in the industry, commitment to quality, responsiveness, technical focus as well as training, experience, stability and retention of technical staff. 3Sixty Integrated offers the expertise of our people, experience and industry leading technology to get the job done right.

Our “measure twice, cut once” approach to precision workmanship and high quality, and our use of integrated teams, rather than collections of subcontracted technicians working independently, all result in cost savings through economies of scale and the elimination of “redoing” a job.

On behalf of our 3Sixty Integrated family, thank you in advance for your time and consideration.

2.0 SCOPE OF WORK

2.1 Overview

The requirements from Medina Valley ISD call for the installation of a new access control system to be installed at the Medina Valley High School campus location. The new system shall control entry into the facility through the use of access card credentials, and will have the capability to monitor the open or closed status of defined doors. 3Sixty Integrated has chosen Open Options access control software for this installation.

2.2 Technical Solution

2.2.1 Design Strategy

We recognize the impact a robust design philosophy has on the success of projects of any magnitude, and the importance of Total Cost of Ownership for our clients. For the design of this project, we will adhere to access control best practices that take into consideration both cost and aesthetics. Our team will utilize the existing door hardware when possible to decrease the cost of the installation. All access control panels shall be direct connected to the campuses controller board and then inter-connected through the District's network to allow for a centralized management of the system. The access control system will be connected to the Medina Valley ISD Active Directory database to allow for simplified management of the system.

2.2.2 Installation of Access Control Panels

3Sixty will coordinate with the assigned District POC for the specific IDF/MDF locations where the access control panels shall be installed for each campus. We will install Life Safety Power enclosures and power supplies in the approved space provided. Due to our design philosophy, we will install the access control panels within the campus in closet locations that are within certain proximity to the door locations. This will allow us to centralize the equipment and ensure adherence to the manufacturer's recommended cabling distances for the end point devices. Each controller panel shall be connected to the existing District network, and all sub-controller panels shall be connected via RS-485 cabling to ensure the most reliable communication between panels across the system.

2.2.3 Cabling Infrastructure

3Sixty will install new access control cabling from the communication closet to each doorway being controlled. The cabling used will be a composite cable to allow for a single cable run to control all end devices associated with each doorway. For all doors that are to be monitored only, we will install correct cabling for the operation of the door position sensor. All new cabling shall be installed per the manufacturer's specifications and supported with the appropriate J-Hooks per industry standard.

2.2.4 Door Hardware Installation

3Sixty will install the specified electronic door hardware for each access-controlled doorway. As a best practice for overall cost savings, the electronic door hardware will be installed on the right-hand leaf of all double doors. This will allow for entry into the building via card credential, while still allowing free egress from the non-electrified doorway. To maintain the aesthetics of the doorway, we will install manufacturer approved electrification kits in the door hardware crash bars where applicable. For all doorways that have been designed to be monitored only, we will install a door position sensor to notify the system of the open or closed status of the door.

Access Control installation will be accomplished in the following phases:

- Phase 1:

- Install and set-up Open Options access control server
- Access control cabling at the campus
- Installation of access control panels in designated closet locations

- Phase 2:

- Installation of door hardware
- Programming of access control software

- Phase 3:

- Contractor Field Testing
- Performance Verification Testing
- User Training
- Project Closeout

2.2.5 Deliverables Breakdown

Please see the deliverables breakdown below.

Provided by 3Sixty Integrated:

- Access control panels and required power supplies
- Electronic door hardware as specified, *see design drawing details.*
- Access control and data cabling as required
- Open Options software
- System programming and user training

Provided by Medina Valley ISD:

- Network switch ports as required for all Mercury hardware.
- Programming of Network switch configurations.
- 120V electrical power for access control panels

2.3 Testing and Sign Off

2.3.1 CFT - Contractor Field Test

3Sixty Integrated will perform a complete internal test of the system to proactively identify and correct any possible issues prior to the Performance Verification Test (PVT) with Medina Valley ISD. This test will include complete 100% commissioning of the system and will be performed by the assigned 3Sixty Integrated Site Superintendent along with the 3Sixty Project Manager. All issues will be corrected during this testing process to promote a successful PVT.

2.3.2 PVT - Performance Verification Test (3Sixty Integrated & Medina Valley ISD)

The PVT is a test that is performed by the 3Sixty Integrated Project Manager and the appropriate Medina Valley ISD personnel to verify the system installed met previously agreed-to specifications and plans. In addition, any modifications or adjustments to device functionality such as final camera adjustments are finalized.

2.4 Change Management

Any changes to the scope of work, due to modifications and/or changes requested by Medina Valley ISD, such as unforeseen field conditions, deletions and/or additions, delays or other changes outside the scope of work, will invoke our Change Management Process.

Our process is detailed below.

1. 3Sixty Project Manager will communicate the required change(s) to project stakeholders.
2. 3Sixty Project Manager will evaluate the impact of the requested changes or delays.
3. 3Sixty Project Manager will then present the cost impact to Medina Valley ISD.
4. The changes will only be scheduled and completed after a Project Change Request (PCR) has been approved in writing by Medina Valley ISD.

2.5 Deliverables and Responsibilities

2.5.1 Responsibility Matrix

Please see below for responsibilities specified per party.

Visual 1: Responsibility Matrix

RESPONSIBILITY MATRIX	
RESPONSIBILITY: 3SIXTY INTEGRATED	RESPONSIBILITY: MEDINA VALLEY ISD
Procurement of Mercury control panels and power supplies	120v Electrical Power
Procurement of electrified door hardware and required power supplies	Closet space for mounting of access control panels
Access control cabling	Network rack for mounting of access control server
Installation of access control panels in designated IDF/MDF areas	Network switch ports for connection of access control panels and server
Installation of access control server	Configuration of network switch ports
Installation of electronic door hardware for new access-controlled doorways	IP addresses as required
Installation of network monitored Life Safety Power modules.	Cardholder database
Installation of Open Options access control software	
Programming and configuration of devices in software	
Testing of all security devices for proper operation.	
Training of local POC on operation of system(s).	

2.5.2 Assumptions and Clarifications

- Working hours will be confirmed at the Project Kick-Off meeting.
- 3Sixty Integrated's production team will begin set up 30 minutes prior to productive work time.
- Medina Valley ISD will provide a calendar with installation blackout or freeze dates, if any.
- Medina Valley ISD will provide 3Sixty Integrated a location of where to store equipment onsite.

- Any equipment damaged by vandalism or Acts of God are not covered under the standard manufacturer's warranty for all hardware installed by 3Sixty Integrated.

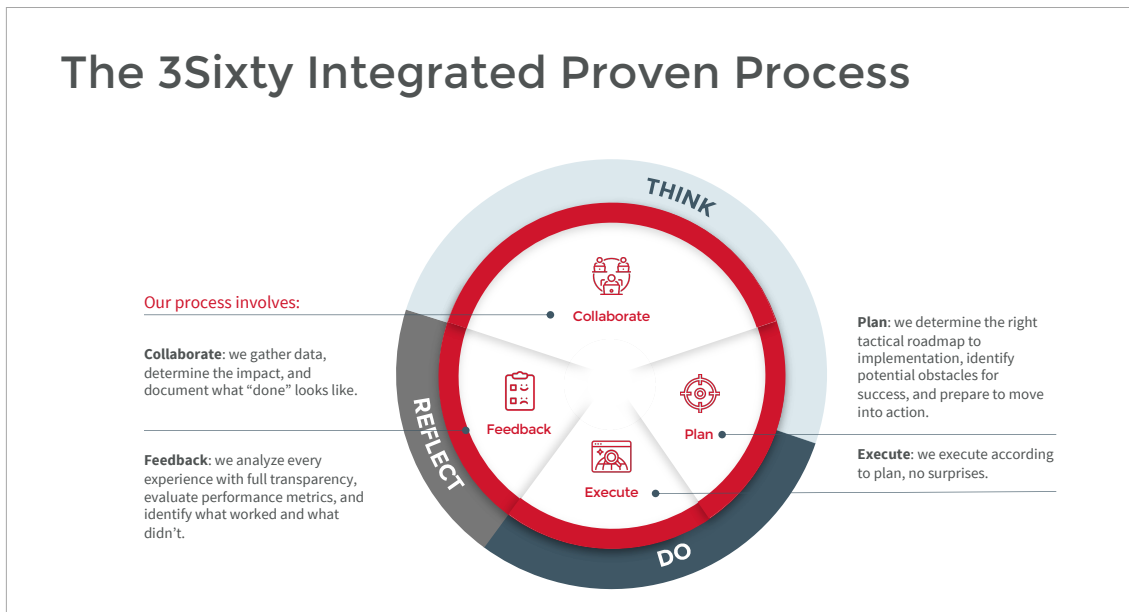
3.0 MANAGEMENT APPROACH

New installation projects require a committed approach between the client and the installation contractor. After more than 15 years in the industry, we have developed a process that focuses on efficiency, and we have accumulated the experience to mitigate many of the unforeseen obstacles others wouldn't.

3.1 Proven Process

Our approach is driven by our Proven Process. Focused on three main areas, 1) Think, 2) Do and 3) Reflect, all of our decisions go through a simple process that's repeatable and easy to follow by everyone. This is especially applicable to our management approach.

Visual 2: Proven Process



3.2 Think (First Phase of Proven Process)

The first part of our Proven Process is our Think stage. In this part of our process, we gather data and determine the right tactical roadmap for implementation, identify potential obstacles for success, identify what done looks like, and prepare to move into action.

3.2.1 SiteOwl

We first created SiteOwl, our security system management cloud software, to use internally with our own customers. We needed a system that offered full control over the design, project management and installation processes of a project while providing elevated service benefits.

We wanted to offer things like organized floor plans, the ability to seamlessly manage and share designs, easy collaboration tools, project completion status, built in quality control, and real-time installation tracking and reporting. After three years of rigorous effort, we saw how easy it became to stay connected, informed and in control with SiteOwl.

SiteOwl will be our single point of truth for reporting and visibility during all phases of this project. Information regarding project completion progress, specific devices installed, electronic floor plans and updated designs will all be available on this platform for clients to instantly access anytime they need.

The remainder of this document will outline the specific ways SiteOwl will simplify the management of this project.

3.2.2 Project Management

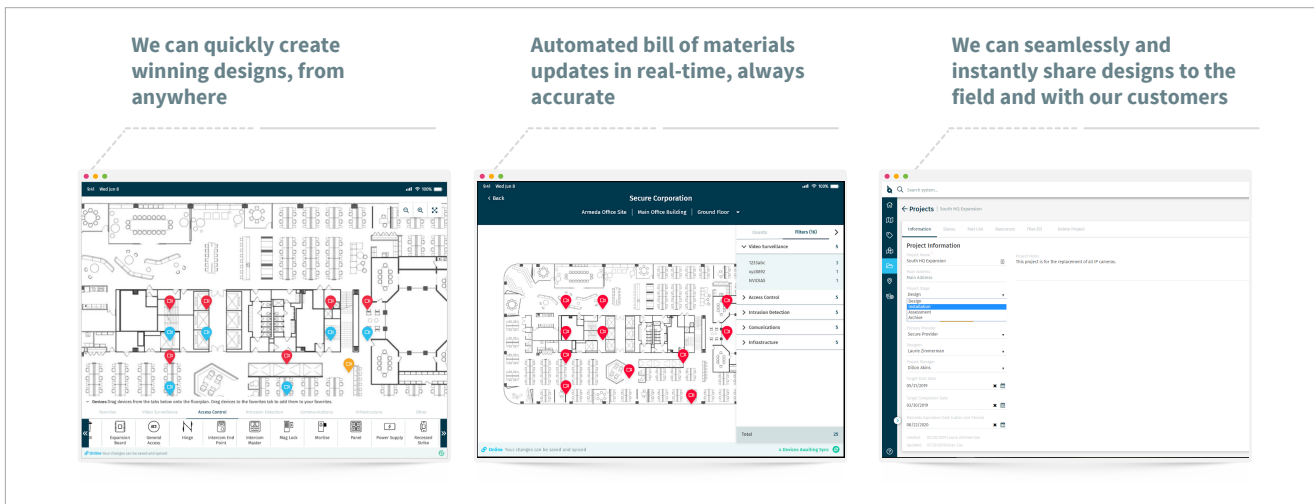
3Sixty Integrated’s Project Manager will serve as the primary point of contact regarding all aspects of this project. This person will be responsible for coordinating the Kick-off Meeting, SiteOwl access and training, status meeting and reporting. This person will also define and schedule appropriate resources, and provide project status and other communication and be responsible for scope management, including responding to requests for change in scope.

3.2.3 Project Award

Prior to the submission of this Technical Approach, a site survey was completed at the High School, and this was done using our SiteOwl software.

Our 3Sixty Engineering team walked the site to assess device locations and environmental factors that could impact the designs. As they walked each site, they were able to enter notes and take photos in SiteOwl. This information was instantly available for our engineers to review and finalize the designs for each location.

Visual 3: How We Design Better in SiteOwl



3.2.4 Project Plan

3Sixty Integrated will hold an internal project start meeting to transfer key knowledge from the sales and design teams to the project installation team. The transfer of information will serve as the springboard for the project team to begin engagement with the customer and schedule a project kick-off meeting.

3.2.5 Project Kick-Off Meeting

The project kick-off meeting will mark the beginning of the planning stage and will also ensure all parties are in complete understanding of expectations.

Other Outputs:

- Project Plan Development
- Identification of Potential Roadblocks and Resolution Process
- SOW Validation
- Agreement on Final Project Design in SiteOwl
- Review and Approval of Implementation Schedule
- Review and Approval of Equipment Procurement Timelines
- SiteOwl Reporting Requirements
- Additional Questions

3.3 Do (Second Phase of Proven Process)

In this section of our process, we will focus our efforts on executing according to plan, with no surprises. Please see below for more information.

3.3.1 Implementation

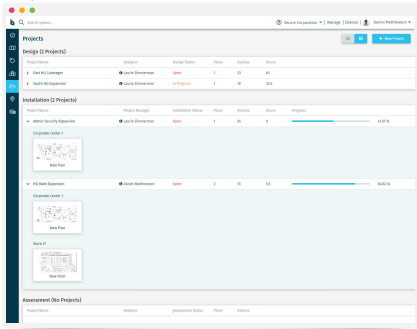
The project implementation phase revolves around all deliverables and tasks for effective and timely on-site project executions. During this phase, our team will closely follow the project implementation plan to ensure all agreed-to deliverables in the SOW are met.

Some of the tools and techniques our 3Sixty PM and his/her team will use during this phase are:

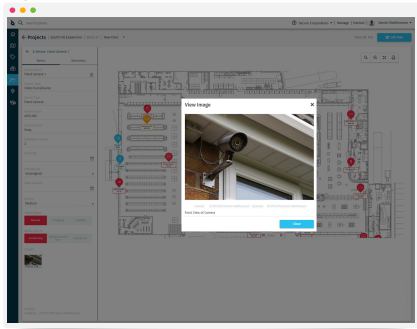
- SiteOwl
 - Realtime Installation Tracking: Enables ability to monitor progress as it happens, real-time. Daily job reports will be eliminated as installation technicians will use the SiteOwl app on their mobile device to log each device installation, as it happens.
 - Quality Control: Ability to see technician notes, pictures and signoffs to ensure our work is auditable and that the installation quality aligns with expectations.
 - Visibility: Reports and metrics to update on project status, team efficiency and installation accuracy.
- Automated Weekly Status
 - Reports to highlight last known activities, successes and/or blockages tracked by the 3Sixty PM. This report can be customized per customer and/or project needs.
- Weekly or Bi-Weekly Conference Calls
 - Check-ins with customer counterparts to review progress, issues, action items and key findings.
- Quality Assurance
 - 3Sixty Integrated PM will work with the 3Sixty Integrated Site Superintendents and the appropriate customer contacts to agree on a set of installation standards to be carried for the remainder of the project.
- Quality Control
 - During project implementation, the project installation team will use the Quality Assurance Standards developed to create reports and conduct inspections against any items that do not meet the agreed-to requirements.

Visual 4: How We Install Better in SiteOwl

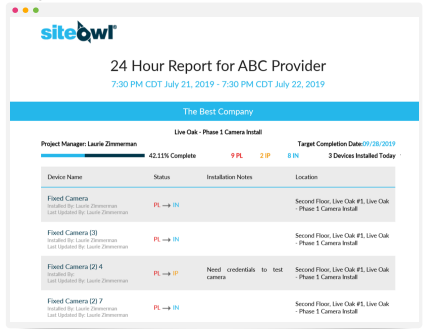
Real-Time Installation™ tracking will help eliminate daily job reports



Built-in quality control with technician notes, pictures, approvals, and more



Enhanced project visibility with a comprehensive, metrics-based reporting suite



Device Name	Status	Installation Notes	Location
Fixed Camera [1]	PL → IN		Second Floor, Live Oak #1, Live Oak - Phase 1 Camera Install
Fixed Camera [2]	PL → IN		Second Floor, Live Oak #1, Live Oak - Phase 1 Camera Install
Fixed Camera [2]-4	PL → IP	Need credentials to install camera	Second Floor, Live Oak #1, Live Oak - Phase 1 Camera Install
Fixed Camera [2]-7	PL → IN		Second Floor, Live Oak #1, Live Oak - Phase 1 Camera Install

3.4.1 Lessons Learned

We will perform a lessons learned meeting with Medina Valley ISD personnel to analyze the experience with complete transparency. We will review all aspects of the installation to include:

- Communication - Was communication timely and effective for all parties. Does anyone else need to be included in project communications?
- Installation - Were there any roadblocks to the installation? What did we learn that will benefit future installations?
- Programming and Commissioning - Roadblocks, future efficiencies?

3.5 Service and Warranty Handoff

3Sixty Integrated deploys a best-in-class support team designed to provide Medina Valley ISD with end-to-end support. Our service delivery model centralizes and standardizes processes to enable our team to more effectively support MVISD's service needs. Our technical team is available 24/7 to assist with any questions or emergencies that could arise, ensuring minimal down time.

Our industry expertise is both deep and broad, and our customer centric metrics such as 24-Hour Response Time and First Call Resolution give our customers total transparency as to how we are performing and drives higher customer expectancy and satisfaction.

3.5.1 Service Call Management

After project closeout package is submitted and signed off by the Medina Valley ISD PM, the 3Sixty service team will be available to respond to service needs. Service requests can be emailed to support@3sixtyintegrated.com, or entered into SiteOwl for response.

3.5.2 SiteOwl

Because we manage our projects in SiteOwl, we accumulate key information useful during the service and warranty periods of our project. This equips our service team with essential information to facilitate and expedite service and warranty work.

The following information is captured per device:

- Device Type
- Serial Number
- Model Number
- Date of Installation and/or Replacement and/or Repairs
- Warranty Dates
- History of Repairs
- Photo(s) of Installation
- Name of Technician(s) who Installed and/or Service Device

4.0 COMMUNICATION AND COLLABORATION

The key to the successful execution also relies on consistent communication. As integrators, we know the pain and negative results that miscommunication or lack of communication, can have on a project. Please see our communication matrix below. It incorporates the various methods of communication along with frequency, owner, audience, etc.

TECHNICAL APPROACH

MEDINA VALLEY HIGH SCHOOL ACCESS CONTROL



Visual 7: Project Communication Matrix

Type	Objective	Medium	Frequency	Audience	Owner	Deliverable
Project Kickoff Meetings	Review project objectives, management approach and key team players.	Face-to-Face	Once	MVISD 3Sixty	3Sixty Project Manager	Agenda, Mtg Minutes
Project Daily Reports	Daily project information & status updates.	SiteOwl	Daily	MVISD 3Sixty	3Sixty Project Manager 3Sixty Site Supt.	Daily Report
Updated Project Schedule	Schedule of work to be performed.	Email	Weekly	MVISD 3Sixty	3Sixty Project Manager	Schedule
Project Update Status	Report on the status of project & issues.	Email, Face-to-Face	Weekly	MVISD 3Sixty	3Sixty Project Manager	Agenda, Mtg Minutes
Issue Log	Tracking of all issues and resolutions.	Email	As required	MVISD 3Sixty	3Sixty Project Manager	Log Report
Project Team Meetings	Review project status with the team.	Video Conference Call	Bi-Weekly	MVISD 3Sixty	3Sixty Project Manager	Agenda, Mtg Minutes, Updated Schedule

INVESTMENT BREAKOUT



CLIENT
 Medina Valley ISD
 Kenneth Englehart

QUOTE DETAILS
Date: 7/2/20
Quote: 6014
Expiration: 9/30/20
BuyBoard # 574-18


INVESTMENT BREAKOUT
 Medina Valley High School
 Access Control
 (39) Reader Doors
 (20) Monitor Only Doors
 (5) Electrified Door Sets
 (2) Access Control Gates

DESCRIPTION	MFG	QTY	UNIT PRICE	PRICE EXTENDED
Open Options Software	Open Options	1	\$ 309.33	\$ 309.33
Access Control License	Open Options	1	\$ 1,018.53	\$ 1,018.53
Open Options Client Software (Additional 2)	Open Options	1	\$ 246.67	\$ 246.67
Access Control Door Controller	Open Options	9	\$ 1,280.00	\$ 11,520.00
Access Control Sub Controller	Open Options	15	\$ 580.00	\$ 8,700.00
Access Control Input Board	Open Options	4	\$ 736.00	\$ 2,944.00
4 Door Enclosure	Life Safety Power	8	\$ 646.67	\$ 5,173.36
8 Door Enclosure	Life Safety Power	4	\$ 866.67	\$ 3,466.68
Battery	Yussa	24	\$ 21.33	\$ 511.92
Card Reader	HID	39	\$ 216.00	\$ 8,424.00
Door Contact		108	\$ 12.00	\$ 1,296.00
Request-To-Exit Device (Motion)	Bosch	59	\$ 66.60	\$ 3,929.40
Access Control Credentials	HID	250	\$ 7.53	\$ 1,882.50
Composite Cable	Essex	6	\$ 665.33	\$ 3,991.98
4 Conductor Cable	Belden	3	\$ 234.67	\$ 704.01
Surface Strike	HES	5	\$ 280.00	\$ 1,400.00
QEL Kits	Von Duprin	26	\$ 449.84	\$ 11,695.84
Armored Door Loop	SDC	34	\$ 33.33	\$ 1,133.22
Corbin Russwin Retro Kit	Corbin Russwin	8	\$ 568.00	\$ 4,544.00
Power Transfer Hinge	McKinney	1	\$ 99.15	\$ 99.15
Gate Lock	SDC	2	\$ 669.33	\$ 1,338.66
Badge Printer	Fargo	1	\$ 2,892.00	\$ 2,892.00
Additional Ink Cartridge		1	\$ 158.67	\$ 158.67
Clean Kit		1	\$ 48.33	\$ 48.33
Credential Camera		1	\$ 140.00	\$ 140.00
Transfer Film		1	\$ 111.33	\$ 111.33

MATERIALS TOTAL	\$ 77,679.58
PARTNER TOTAL	\$ 22,941.18
LABOR TOTAL	\$ 59,166.24
TOTAL	\$ 159,787.00

GENERAL TERMS
 Equipment and labor are invoiced as delivered.
 Payment terms are NET 30.
 Pricing Excludes Sales Tax, if applicable.

MEDINA VALLEY INDEPENDENT SCHOOL DISTRICT



"Proud of our past, dedicated to the present, committed to the Future"

MEMORANDUM

To: MVISD Board of Trustees
From: Dr. Kenneth Rohrbach, Superintendent
Re: Consider Adjustments to the 2020-2021 District Instructional Calendar and Flex Calendar
Date: January 11, 2021

At the November board meeting, you voted to add two staff workdays/student holidays to the Fall instructional calendar. Those days were added on the Monday following Thanksgiving break and the Friday prior to Christmas break. You asked me to poll staff about possible additional workdays in the Spring, as to whether they would prefer full-day or half-day workdays if more were added. The results of that survey showed that 76% of those responding preferred full day workdays if additional workdays are added. Based on the results of that survey, I am recommending that two additional staff workdays be added to the Spring calendar, which would then become student holiday. We have sufficient extra minutes built into our calendars to accommodate this. The two additional workdays I am recommending are:

Friday, February 19 (Last day of 4th six weeks)

Friday, April 16 (Last day of 5th six weeks)

Recommendation: Approve the adjustments to the 2020-2021 district instructional calendar and flex calendar.

Draft: 2020 - 2021 MVISD Academic Calendar

JULY 2020						
S	M	T	W	T	F	S
			1	2	3	4
5	6	7	8	9	10	11
12	13	14	15	16	17	18
19	20	21	22	23	24	25
26	27	28	29	30	31	

AUGUST 2020						
S	M	T	W	T	F	S
						1
2	3	4	5	6	7	8
9	10	11	12	13	14	15
16	17	18	19	20	21	22
23	24	(25	26	27	28	29
30	31					

SEPTEMBER 2020						
S	M	T	W	T	F	S
		1	2	3	4	5
6	7	8	9	10	11	12
13	14	15	16	17	18	19
20	21	22	23	24	25	26
27	28	29	30			

OCTOBER 2020						
S	M	T	W	T	F	S
				1	2	3
4	(5	6	7	8	9	10
11	12	13	14	15	16	17
18	19	20	21	22	23	24
25	26	27	28	29	30	31

NOVEMBER 2020						
S	M	T	W	T	F	S
1	2	3	4	5	6	7
8	(9	10	11	12	13	14
15	16	17	18	19	20	21
22	23	24	25	26	27	28
29	30					

DECEMBER 2020						
S	M	T	W	T	F	S
		1	2	3	4	5
6	7	8	9	10	11	12
13	14	15	16	17	18	19
20	21	22	23	24	25	26
27	28	29	30	31		

JANUARY 2021						
S	M	T	W	T	F	S
					1	2
3	4	5	(6	7	8	9
10	11	12	13	14	15	16
17	18	19	20	21	22	23
24	25	26	27	28	29	30
31						

FEBRUARY 2021						
S	M	T	W	T	F	S
	1	2	3	4	5	6
7	8	9	10	11	12	13
14	15	16	17	18	19	20
21	(22	23	24	25	26	27
28						

MARCH 2021						
S	M	T	W	T	F	S
	1	2	3	4	5	6
7	8	9	10	11	12	13
14	15	16	17	18	19	20
21	22	23	24	25	26	27
28	29	30	31			

APRIL 2021						
S	M	T	W	T	F	S
				1	2	3
4	5	6	7	8	9	10
11	12	13	14	15	16	17
18	(19	20	21	22	23*	24
25	26	27	28	29	30	

MAY 2021						
S	M	T	W	T	F	S
						1
2	3	4	5	6	7	8
9	10	11	12	13	14	15
16	17	18	19	20	21	22
23	24	25	26	27	28	29
30	31					

JUNE 2021						
S	M	T	W	T	F	S
		1	2	3	4*	5
6	7	8	9	10	11	12
13	14	15	16	17	18	19
20	21	22	23	24	25	26
27	28	29	30			

Holidays	Academic Hours	Calendar Key
September 7 Labor Day	1st 6wks = 28 Days	State Assessment
November 23 - 27 Thanksgiving	2nd 6wks = 24 Days	Holiday (* Denotes bad weather day)
Dec. 21 - Jan. 1 Winter Holiday	3rd 6wks = 24 Days (-2)	Staff Development / Student Holiday
January 18 MLK Day	4th 6wks = 29 Days (-1)	Work Days
March 8 - 12 Spring Break	5th 6wks = 33 Days (-1)	Proposed Workdays
May 31 Memorial Day	6th 6wks = 32 Days	(= Start 6wks
June 4 Graduation Day	Total = 170 Days or 76,500 min) = End 6wks
	Required = 75,600 min	

Draft: 2020-21 MVISD MVHS Flex-Calendar

JULY 2020						
S	M	T	W	T	F	S
			1	2	3	4
5	6	7	8	9	10	11
12	13	14	15	16	17	18
19	20	21	22	23	24	25
26	27	28	29	30	31	

AUGUST 2020						
S	M	T	W	T	F	S
						1
2	3	4	5	6	7	8
9	10	11	12	13	14	15
16	17	18	19	20	21	22
23	24	(25	26	27	28	29
30	31					

SEPTEMBER 2020						
S	M	T	W	T	F	S
		1	2	3	4	5
6	7	8	9	10	11	12
13	14	15	16	17	18	19
20	21	22	23	24	25	26
27	28	29	30			

OCTOBER 2020						
S	M	T	W	T	F	S
				1	2)	3
4	(5	6	7	8	9	10
11	12	13	14	15	16	17
18	19	20	21	22	23	24
25	26	27	28	29	30	31

NOVEMBER 2020						
S	M	T	W	T	F	S
1	2	3	4	5	6)	7
8	(9	10	11	12	13	14
15	16	17	18	19	20	21
22	23	24	25	26	27	28
29	30					

DECEMBER 2020						
S	M	T	W	T	F	S
		1	2	3	4	5
6	7	8	9	10	11	12
13	14	15	16	17	18	19
20	21	22	23	24	25	26
27	28	29	30	31		

JANUARY 2021						
S	M	T	W	T	F	S
					1	2
3	4	5)	(6	7	8	9
10	11	12	13	14	15	16
17	18	19	20	21	22	23
24	25	26	27	28	29	30
31						

FEBRUARY 2021						
S	M	T	W	T	F	S
	1	2	3	4	5	6
7	8	9	10	11	12	13
14	15	16	17	18	19)	20
21	(22	23	24	25	26	27
28						

MARCH 2021						
S	M	T	W	T	F	S
	1	2	3	4	5	6
7	8	9	10	11	12	13
14	15	16	17	18	19	20
21	22	23	24	25	26	27
28	29	30	31			

APRIL 2021						
S	M	T	W	T	F	S
				1	2	3
4	5	6	7	8	9	10
11	12	13	14	15	16)	17
18	(19	20	21	22	23*	24
25	26	27	28	29	30	

MAY 2021						
S	M	T	W	T	F	S
						1
2	3	4	5	6	7	8
9	10	11	12	13	14	15
16	17	18	19	20	21	22
23	24	25	26	27	28	29
30	31					

JUNE 2021						
S	M	T	W	T	F	S
		1	2	3)	4*	5
6	7	8	9	10	11	12
13	14	15	16	17	18	19
20	21	22	23	24	25	26
27	28	29	30			

Holidays	Academic Hours	Calendar Key
September 7 Labor Day	1st 6wks = 28 Days	State Assessment
November 23 - 27 Thanksgiving	2nd 6wks = 24 Days	Holiday (* Denotes bad weather day)
Dec. 21 - Jan. 1 Winter Holiday	3rd 6wks = 24 Days (-2)	Staff Development / Student Holiday
January 18 MLK Day	4th 6wks = 29 Days (-1)	Flex Days
March 8 - 12 Spring Break	5th 6wks = 33 Days (-1)	Workday
May 31 Memorial Day	6th 6wks = 32 Days	Proposed Workday
June 4 Graduation Day	Total = 163 Days or 77,425 min	(= Start 6wks
	Required = 75,600 min) = End 6wks

MEDINA VALLEY INDEPENDENT SCHOOL DISTRICT



"Proud of our past, dedicated to the present, committed to the Future"

MEMORANDUM

To: MVISD Board of Trustees
From: Dr. Kenneth Rohrbach, Superintendent
Re: Election Order for May 1, 2021 (SMD #1 and SMD #2)
Date: January 12, 2021

The May general election date this year is May 1, 2021. SMD #1 (currently held by Bruce Haby) and SMD #2 (currently held by Beth Zinsmeyer) are up for election.

Superintendent's Recommendation: Approve the election order for May 1, 2021 for single member district #1 and single member district #2.

Order of Election
Medina Valley Independent School District
May 1, 2021

BE IT ORDERED by the Board of Trustees for Medina Valley Independent School District of Bexar County, Texas and Medina County, Texas:

1. That a General Election be held in said School District on May 1, 2021 for the purpose of electing one Single Member District #1 Trustee and one Single Member District #2 Trustee to the Medina Valley Independent School District Board of Trustees. The term of office for such trustees shall be a term of three years.
2. That the manner of holding said election shall be governed by the applicable sections of the Texas Election Code and the Texas Education Code. All necessary ballots and other election supplies for said election will be furnished in both English and Spanish.
3. That the election shall be held jointly with Bexar County and Medina County and other political subdivisions as required under Texas Education Code Section 11.0581. The Bexar County Election Administrator will determine the Bexar County early voting and election day polling locations for the Bexar County residents of said election. The Medina County Election Administrator will determine the Medina County early voting and election day polling locations for the Medina County residents of said election. The Board hereby appoints election officers, consisting of a Presiding Judge and Alternate Presiding Judge, to be those election officers selected by the Bexar County Election Administrator for the proper conduct of the election for the Bexar County Residents. The Board hereby appoints election officers, consisting of a Presiding Judge and Alternate Presiding Judge, to be those election officers selected by the Medina County Election Administrator for the proper conduct of the election for the Medina County Residents.
4. That the office of the Bexar County Election Administrator, Jacquelyn Callanen, at 1103 S. Frio, San Antonio, Texas, 78207, is the early voting clerk's mailing address to which Bexar County ballot applications and ballots by mail shall be sent. The last day for the early voting clerk to receive applications for a ballot to be voted by mail is Monday, April 19, 2021.
5. That the office of Medina County Election Administrator, Lupe Torres, at 1202 14th St., Hondo, TX 78861, is the early voting clerk's mailing address to which Medina County ballot applications and ballots by mail shall be sent. The last day for the early voting clerk to receive applications for a ballot to be voted by mail is Monday, April 19, 2021.
6. That early voting by personal appearance for Bexar County Residents shall be conducted at the Bexar County Elections Department, 1103 S. Frio, San Antonio, Texas, 78207 (main early voting location) and at early voting locations established for the purpose of early voting by personal appearance. All Bexar County locations and hours for early voting are listed will be posted on the Bexar County Election Department website, <https://www.bexar.org/1568/Elections-Department>. Changes to the early voting locations may occur as determined by the Bexar County Election Administrator, and if so, this Order shall be amended. Early voting locations shall remain open for at least eight (8) hours on each day for early voting that is not a Saturday, Sunday, or an official holiday. Early voting by personal appearance will begin on Monday, April 19, 2021, and continue through April 27, 2021. Jacquelyn Callanen, Bexar County Election Administrator, is named the Bexar County Early Voting Clerk and authorized and charged to perform the functions provided by law in the casting of early voting ballots. The Early Voting Clerk is hereby authorized to designate, at a later date, Deputy Early Voting Clerks as may be required to conduct early voting for the election.

Order of Election
Medina Valley Independent School District
May 1, 2021

7. That early voting by personal appearance for Medina County Residents shall be conducted at the Medina County Pct. 2 Annex Bldg., 8366 FM 471 South, Castroville, TX 78009; Changes to the early voting locations may occur as determined by the Medina County Election Administrator, and if so, this Order shall be amended to reflect the changes. Early voting locations shall remain open for at least eight (8) hours on each day for early voting that is not a Saturday, Sunday, or an official holiday. Early voting by personal appearance will begin on Monday, April 19, 2021, and continue through April 27, 2021. Monday, April 19, Tuesday, April 20, Thursday, April 22, Friday, April 23, 2021, and Monday April 26, 2021 early voting will be from 8:00 am - 5:00 pm. Wednesday, April 21 and Tuesday, April 27, 2021, early voting will be from 7:00 am - 7:00 pm. Saturday, April 24, 2020, early voting from 9:00 am – 2:00 pm. Lupe Torres, Medina County Election Administrator, is named the Medina County Early Voting Clerk and authorized and charged to perform the functions provided by law in the casting of early voting ballots. The Early Voting Clerk is hereby authorized to designate, at a later date, Deputy Early Voting Clerks as may be required to conduct early voting for the election.
8. That voting on Election Day, Saturday, May 1, 2021 for Medina Valley ISD's Bexar County residents will be conducted from 7 a.m. to 7 p.m. at the polling places determined by the Bexar County Elections Administrator and posted on the Bexar County Elections website <https://www.bexar.org/2177/Voting-in-Bexar-County>, when available the locations in Bexar County will be attached to this notice as exhibit B. Changes to the election day voting locations may occur as determined by the Bexar County Election Administrator, and if so, this Order shall be amended.
9. That voting on Election Day, Saturday, May 1, 2021 for Medina Valley ISD's Medina County residents will be conducted from 7 a.m. to 7 p.m. at Medina County Pct. 2 Annex Bldg., 8366 FM 471 S., Castroville, TX 78009. Changes to the election day voting location may occur as determined by the Medina County Election Administrator, and if so, this Order shall be amended.

Medina Valley Independent School District ELECTION ORDER APPROVED this January 19, 2021.

Mario De Leon, MVISD Board President

MEDINA VALLEY INDEPENDENT SCHOOL DISTRICT



“Proud of our past, dedicated to the present, committed to the Future”

MEMORANDUM

To: MVISD Board of Trustees
From: Dr. Kenneth Rohrbach, Superintendent
Re: 2021 Joint Election Agreement with the City of Castroville
Date: January 12, 2021

School districts are required by law to hold joint elections with municipalities if the municipality is holding an election at the same time as the school district. The City of Castroville plans to hold an election on May 1 in order to elect a mayor and/or district council persons.

Superintendent’s Recommendation: Approve the joint election agreement with the City of Castroville.

Joint Election Agreement between the Medina Valley Independent School District and the City of Castroville

This joint election agreement is made this 19th day of January 2021 by and between the Medina Valley Independent School District (“MVISD”) and the City of Castroville (“the City”).

WHEREAS, MVISD plans to hold a Board of Trustees Election on the 2021 May Uniform Election date for the purpose of electing School Board Members;

WHEREAS, the City plans to hold a City Election on the 2021 May Uniform Election date for the purpose of electing a Mayor and/or District Council persons;

WHEREAS, Texas Election Code section 271.002 authorizes the governing bodies of political subdivisions to enter into an agreement to hold joint elections in election precincts that can be served by common polling places;

WHEREAS MVISD and the City will hold elections on the same day; and

WHEREAS, the parties to this agreement serve voters within the same boundaries, and it would be to the benefit of the City, MVISD, and the citizens and voters thereof to hold the elections jointly.

NOW, THEREFORE, IT IS AGREED that a joint election will be held by MVISD and the City under the following terms and conditions:

- MVISD and the City will both contract with Medina County Elections for services.
- Location of the MVISD Board of Trustees and the City at Castroville will be at the Medina County Pct. 2 Annex Bldg, 8366 FM 471 South, Castroville, TX 78009.
- Each Party shall bear it’s own election costs.

The undersigned are the duly authorized representatives of the parties’ governing bodies, and their signatures represent adoption and acceptance of the terms and conditions of this agreement.

APPROVED, this 19th day of January, 2021 by the Medina Valley Independent School District Board of Trustees.

MVISD Board President

MVISD Board Secretary

APPROVED, this ___ day, of _____, 2021, by the City Council of the City of Castroville.

For the City of Castroville