

## Regular Board of Education Meeting

Thursday, February 26, 2026 6:00 PM

Board Meeting Room, Educational Support Center, 1205 Fleming Street, Garden City, KS 67846

A. **PLEDGE**

B. **SILENT REFLECTION**

C. **APPROVAL OF AGENDA with the following amendments:**

1. Additional certified personnel actions for consideration, Item D.3.

D. **CONSENT AGENDA**

1. Minutes

a. Minutes of the February 9, 2026, Regular Board of Education Meeting

2. Accounts Payable totaling \$8,446,680.08, noting that all major accounts contain adequate balances to meet current obligations.

3. Personnel

a. Certified

b. Classified

4. Other

a. The Board of Education is asked to consider and approve the following curriculum counsel items:

i. **GCHS Course Name Changes (not-related to CTE):**

- Music Courses - Name Changes

- Semester 1 Symphonic Band to Marching Band

- Semester 2 Buffalo Band to Wind Ensemble

- Modern Show Choir to Vocal Jazz

- A Cappella to Chorale

- Tenor/Bass Choir to Buffalo Men

ii. **Middle Schools - Course Name Changes to Align to CTE Pathways:**

- Family & Consumer Science to Introduction to Family & Consumer Sciences

iii. **New Middle School Course Offerings (Introductory Level CTE Courses):**

- Agriculture Explorations 1

- Business Essentials

- Career & Life Planning

- Intro to Health Care

- Intro to Skilled Trades

- Intro to Education

b. The Board of Education is asked to consider and approve the purchase of a bell and intercom system at Horace Good Middle School – INA Alert – in the amount of \$238,434.16.

E. **NEXT BOARD MEETING**

F. **ADJOURNMENT**

**\*DRAFT\* MINUTES \*DRAFT\***

**Regular Board of Education Meeting Monday, February 9, 2026 - 6:00 PM**

Board Meeting Room, Educational Support Center, 1205 Fleming Street,  
Garden City, KS 67846

---

The Board of Education of Garden City USD 457 met for a Regular meeting on Monday, February 9, 2026, at 6:00 PM in the Board Meeting Room, Educational Support Center, 1205 Fleming Street, Garden City, KS 67846.

Board members present were Jacob Jenkins; Katherine Cole, arriving at 7:18 PM; Mark Hinde; Nathan Haeck; Randy Ralston; Rebecca Swender; Robin Bergkamp. Joining board members at the conference table was Superintendent, Josh Guymon. Also in attendance were Drew Thon, Deputy Superintendent; Steve Nordby, Assistant Superintendent; and Jessica Nothern, Chief Financial Officer.

President Randy Ralston called the meeting to order at 6:00 PM.

A. **PLEDGE** — Students from Buffalo Jones Elementary School led the Pledge of Allegiance.

B. **SILENT REFLECTION** – Thirty seconds of silent reflection was observed.

C. **MEETINGS OF NOTE**

- Board member tour of Transportation, February 17, 2026, at 1:00 PM. Four or more board members may be in attendance.
- Board member tour of Plant Facilities Service Center, February 25, 2026, at 1:00 PM. Four or more board members may be in attendance.

D. **APPROVAL OF AGENDA** with the following amendments:

**Action(s):**

Mr. President, I move to approve the meeting agenda as amended. This motion, made by Mark Hinde and seconded by Robin Bergkamp, Carried.

Bergkamp: Yea  
Cole: Absent  
Haeck: Yea  
Hinde: Yea  
Jenkins: Yea  
Ralston: Yea  
Swender: Yea

**Voting Summary:** Yea: 6, Nay: 0, Absent: 1

D.1. Additional classified personnel actions, Item F.3.

## E. DELEGATIONS, Q & A, PUBLIC COMMENTS, RECOGNITIONS, COMMITTEE REPORTS

Public Comment was made by Levi Burnfin regarding welcoming the new board members and introducing himself as president of GCEA. He was given five minutes to present his information.

E.1. **Building Presentation — Buffalo Jones Elementary School** Ben Luna, Principal, and members of the student leadership team presented the following.

- Wildly Important Goals
- Introductions
- Mission/Vision/Motto
- Student Council
- Staff Leadership
- Inside the Classroom
- What's Happening at BJES
- Bringing Our Community Together

Board members questions were answered.

E.2. **Receive District Audit Report** Lisa Axman and Katie Wagner, Lewis, Hooper and Dick, LLC, presented the following.

- Comparison of FTE, BPP and Mill Levy
- Expenditures — All Funds by Type
- 2025 Receipts — All Funds
- Comparison of Receipts — All Funds
- Unencumbered Cash — Statement 1
- Debt Outstanding 6/30/25
- Comparison to Other Districts (FY25)
- Taxes Paid on \$100,000 Home
- USD 457 Changes in Mill Levy
- Audit Reports
- Management Letter
- Letter to the Governing Body
- 2025 Expenditures - General Fund

Board members' questions were answered. The following action was taken.

### **Action(s):**

Mr. President, I move to approve the District Audit Report as presented. This motion, made by Mark Hinde and seconded by Rebecca Swender, Carried.

Bergkamp: Yea  
Cole: Absent  
Haeck: Yea  
Hinde: Yea  
Jenkins: Yea  
Ralston: Yea

Swender: Yea

**Voting Summary:** Yea: 6, Nay: 0, Absent: 1

F. **CONSENT AGENDA** – All consent agenda items were approved as amended.

**Action(s):**

Mr. President, I move to approve all consent agenda items as amended. This motion, made by Mark Hinde and seconded by Nathan Haeck, Carried.

Bergkamp: Yea

Cole: Absent

Haeck: Yea

Hinde: Yea

Jenkins: Yea

Ralston: Yea

Swender: Yea

**Voting Summary:** Yea: 6, Nay: 0, Absent: 1

F.1. **Minutes**

F.1.a. Minutes of the January 29, 2026, Regular Board of Education Meeting – approved as presented.

F.2. **Accounts Payable** totaling \$372,784.59, noting that all major accounts contain adequate balances to meet current obligations – approved as presented.

F.3. **Personnel** – all certified and classified actions were approved as presented.

F.3.a. **Certified**

**Retirement:** Marsha Dixon, Glenda Gibson, Rhonda Soto

**Appointments:** Ashlie Hauschild

**Tuition Reimbursement Agreement:** Beau Guadian

F.3.b. **Classified**

**Terminations:** Sala Ayala

**Resignations:** Maria Farcia-Sanchez, Jose Munzo

**Assignments:** Jessica Bass, Ava Galvan, Monique Gallegos, Kathleen Krannawitter, Irene Marquez, Emmy Nieman, Tiara Orona, Angelica Ortiz, Melany Rico, Nayla Salinas, Tyler Thon

**Transfers:**

- Jesse Garcia from Bus Driver at Transportation to Mechanic at Transportation
- Isabelle Mata from Paraprofessional I at Georgia Matthews Elementary School to Paraprofessional II Georgia Matthews Elementary School
- Victoria Urteaga from Paraprofessional II at Kenneth Henderson Middle School to Paraprofessional II at Garfield Early Childhood Center

**Other:** Moved a Paraprofessional III 1:1 position from Abe Hubert Elementary School to Garden City Achieve.

F.4. **Other**

F.4.a. Approved the 2025-26 Professional Development Council Handbook.

G. **BOARD REPORTS**

G.1. **Winter Data Report** Michelle Baier, Curriculum and Assessment Coordinator, presented the following.

- Early Reading English Composite by Grade

- Fast aReading By Grade
- Early Literacy WIG
- Kindergarten Winter Data
- 1st Grade Winter Data
- Kindergarten last year to 1st grade this year — Phonemic Awareness
- Kindergarten last year to 1st grade this year — Phonics
- 2nd Grade Winter Data
- 1st grade last year to 2nd grade this year
- 3rd grade Winter Data
- 2nd grade last year to 3rd grade this year
- 4th Grade Winter Data
- 3rd grade last year to 4th grade this year
- 5th Grade Winter Data
- 4th grade last year to 5th grade this year
- 6th Grade Winter Data
- 5th grade last year to 6th grade this year
- 7th Grade Winter Data
- 6th grade last year to 7th grade this year
- 8th Grade Winter Data
- 7th grade last year to 8th grade this year
- Glows and Grows

Board members' questions were answered.

## H. NEW BUSINESS

H.1. **The Board of Education is asked to consider and approve the following curriculum counsel items (First Read)** Dr. Virginia Duncan, Director of Secondary Curriculum and Instruction, presented information the following.

### H.1.a. **GCHS Course Name Changes (not related to CTE):**

- Music Courses - Name Changes
  - Semester 1 Symphonic Band to Marching Band
  - Semester 2 Buffalo Band to Wind Ensemble
  - Modern Show Choir to Vocal Jazz
  - A Cappella to Chorale
  - Tenor/Bass Choir to Buffalo Men

### H.1.b. **Middle Schools – Course Name Changes to Align to CTE Pathways:**

- Family & Consumer Science to Introduction to Family & Consumer Sciences

### H.1.c. **New Middle School Course Offerings (Introductory Level CTE Courses):**

- Agriculture Explorations 1
- Business Essentials
- Career & Life Planning
- Intro to Health Care
- Intro to Skilled Trades
- Intro to Education

Board members' questions were answered. The item will be on the consent agenda at the next regular meeting.

**H.2. The Board of Education is asked to consider and approve the purchase of a bell and intercom system at Horace Good Middle School — INA Alert — in the amount of \$238,434.16. (First Read)** Casey Wise, Director of Technology, presented the bid packet information. Staff recommendation is to approve the bid of INA Alert in the amount of \$238,434.16.

Board members' questions were answered. The item will be on the consent agenda at the next regular meeting.

## **I. BOARD OPEN DISCUSSION**

- **Robin Bergkamp** stated that she enjoyed the presentation from the Buffalo Jones Elementary School students. She also stated that she appreciated the Winter Data presentation.
- **Mark Hinde** stated that he enjoyed the presentation from the Buffalo Jones Elementary School students. He also thanked district staff for their presentations.
- **Nathan Haeck** stated that he agreed with previous comments. He thanked the instruction department staff for their hard work, including teachers and support staff. He stated that it's exciting to see spring coming, the winter sports winding down and the spring sports starting. He also stated that it's exciting to see coaches and athletes involved in different areas of the community.
- **Jacob Jenkins** stated that he agreed with previous comments. He thanked Jessica Nothern for doing a great job on the budget. He also stated that he has been enjoying the new board member tours around the district.
- **Rebecca Swender** stated that she appreciated the Winter Data presentation. She thanked Jessica Nothern for her work with the budget. She also thanked Mr. Guymon for the school tours and for getting the new board members integrated.
- **Randy Ralston** stated that he enjoyed the presentation from the Buffalo Jones Elementary School students. He also stated that he thinks the district is in a good place with the budget, though there may be some challenges ahead in the future.
- **Josh Guymon** stated that the FastBridge Data is not where they want it, but it is improving and that the district is making good progress. He stated that himself and other staff members along with Mr. Hinde will be visiting the Phillips Fundamental Learning Center in Wichita. He stated that he is excited about where the district is going with literacy. He also stated that Jessica Nothern and her staff are doing a great job with the budget and that there were no material weaknesses identified in the audit for the first time in five years.

**J. NEXT BOARD MEETING** - The next regular meeting of the Board of Education will take place on Thursday, February 26, 2026, at 6:00 p.m., in the Board Meeting Room at the Educational Support Center, 1205 Fleming St., Garden City, Kansas.

**K. EXECUTIVE SESSION** - After the completion of all other business, the Board of Education will adjourn to executive session for the following reason:

President Randy Ralston called for an amendment to be made to the agenda due to the attorney not being able to be present for the executive session.

### **Action(s):**

Mr. President, I move to remove item K2., Consultation with an attorney for the body or agency which would be deemed privileged in an attorney-client relationship from the agenda. This motion, made by Mark Hinde and seconded by Nathan Haeck, Carried.

Bergkamp: Yea  
Cole: Absent  
Haeck: Yea  
Hinde: Yea  
Jenkins: Yea  
Ralston: Yea  
Swender: Yea

**Voting Summary:** Yea: 6, Nay: 0, Absent: 1

**K.1. Matters relating to employer-employee negotiations, whether or not in consultation with the representative or representatives of the body or agency.**

**Action(s):**

Mr. President, I move we go into executive session for 30 minutes, to discuss negotiations for the 2026-27 school year pursuant to the exception for employer-employee negotiations under KOMA, beginning at 7:20 PM. and the open meeting will resume in the Board Meeting Room at 7:50 PM. I would like to invite Josh Guymon, Drew Thon, Steve Nordby and Jessica Nothern to join us in executive session. This motion, made by Mark Hinde and seconded by Robin Bergkamp, Carried.

Bergkamp: Yea  
Cole: Absent  
Haeck: Yea  
Hinde: Yea  
Jenkins: Yea  
Ralston: Yea  
Swender: Yea

**Voting Summary:** Yea: 6, Nay: 0, Absent: 1

Katie Cole arrived to the meeting at 7:18 PM.

The open meeting resumed in the board meeting room at 7:50 PM. The following action was taken.

That the Board of Education extend the executive session for 10 minutes beginning at 7:50 PM and the open meeting will resume at 8:00 PM. This motion, made by Mark Hinde and seconded by Nathan Haeck, Carried.

Haeck: Yea  
Hinde: Yea  
Ralston: Yea  
Swender: Yea

**Voting Summary:** Yea: 4, Nay: 0, Absent: 3

The open meeting resumed in the board meeting room at 8:00 PM. No action was taken.

L. **ADJOURNMENT** - There being no further business to come before the board, the following action was taken.

**Action(s):**

That the Board of Education meeting be adjourned at 8:03 PM. This motion, made by Mark Hinde and seconded by Nathan Haeck, Carried.

Bergkamp: Yea

Cole: Yea

Haeck: Yea

Hinde: Yea

Jenkins: Yea

Ralston: Yea

Swender: Yea

**Voting Summary:** Yea: 7, Nay: 0

Respectfully submitted,

Approved:

---

Jennifer Ramos, Clerk

---

Randy Ralston, President

BOARD OF EDUCATION

**Certified Personnel Actions**

February 26, 2026

**RETIREMENT:**

Pula Baker, teacher at Horace Good Middle School, is submitting her letter of intent to retire through KPERS effective May 22, 2026.

**RESIGNATION:**

Suzanne Gum, teacher at Garden City High School, is submitting her letter of resignation effective May 22, 2026.

**SUPPLEMENTAL RESIGNATION:**

Anthony Ortiz is resigning as head coach for boys' baseball at Garden City High School effective February 4, 2026.

**EDUCATION ATTAINMENT:**

The following staff attained categorical advancement as of February 2, 2026:

Biernacki Janae	MS+15 to MS+30	Marquez Cara	BS to BS+15
Cadiong Love Herma	MS+15 to MS+45	Martinez-Rojo Crystal	BS+45 to MS
Cruz Mark Shera	MS to Ms+15	Meinert Aleecya	BS+30 to BS+45
Dela Cruz Dolores	BS+30 to BS+45	Mikkelson Kathy	MS+15 to MS+30
Detera Joan	BS to BS+45	Munoz Juliana	BS to BS+15
Diaz Rosa	BS to BS+15	Newsome Michelle	BSN to BS+15
Dvorak Dale	BS+30 to BS+45	Oller Stacy	BS+15 to BS+30
Flores Marte Estefany	BS to BS+30	Ramirez Alicia	BS+15 to BS+30
Gallera JC Jun	MS+45 to EDD	Rassette Pearl	BS+15 to BS+30
Gates Tyler	MS+15 to MS+30	Reich Paige	BS to BS+15
Guadian Beau	BS to BS+15	Requilme Nicah	BS+30 to MS
Heavner John	MS to MS+15	Reyes Veronica	MS to MS+15
Hipp Kylee	BS+15 to MS	Rico Arely	BS to BS+15
Hoff Ericka	MS+30 to MS+45	Rundell Celeste	MS+30 to MS+45
Hopkins Dustin	MS to MS+15	Timtiman Maricel	MS+15 to MS+30
Janas Maricela	BS to BS+15	Wadel Tessa	BS+15 to BS+30
Keiss Tyler	BS+30 to MS	Windle Alyssa	BS to BS+15
Lynch Steven	BS to BS+30	Woods Theresia	MS to MS+15

BOARD OF EDUCATION

**Addendum to Certified Personnel Actions**

February 26, 2026

**RESIGNATION:**

Shelby Ketterling, teacher at Garden City Achieve, is submitting her letter of resignation effective May 22, 2026.

**CONTRACT RECOMMENDATION:**

It is recommended to change the 260-day contract for Michelle Shull, coordinator health service at the Educational Support Center, to a 220-day contract effective for the 2026-2027 school year.

BOARD OF EDUCATION  
**Classified Personnel Actions**

February 26, 2026

<b>RETIREMENTS</b>	<b>POSITION</b>	<b>BUILDING</b>	<b>DATE</b>
Maria Marquez	Nutrition Assistant I	Victor Ornelas Elementary School	5/21/2026
Dee Ann Holmes	Nutrition Assistant I	Charles O. Stones Intermediate School	5/21/2026
Penelope Medina	Nutrition III	Edith Scheuerman Elementary School	5/21/2026
Julie Morris	Office Assistant I	Charles O. Stones Intermediate School and Bernadine Sitts Intermediate School	5/29/2026
Norma Ayala	Custodian II	Garden City Achieve	5/29/2026
<b>TERMINATIONS</b>	<b>POSITION</b>	<b>BUILDING</b>	<b>DATE</b>
Kaitlyn Bailes	Paraprofessional III	Edith Scheuerman Elementary School	2/4/2026
<b>RESIGNATIONS</b>	<b>POSITION</b>	<b>BUILDING</b>	<b>DATE</b>
Jasmine Madera	Paraprofessional I	Buffalo Jones Elementary School	2/25/2026
<b>ASSIGNMENTS</b>	<b>POSITION</b>	<b>BUILDING</b>	<b>DATE</b>
Kristal Martinez	Administrative Specialist I	Educational Support Center	2/9/2026
Donna Meinert	Office Assistant I	Educational Support Center	2/16/2026
Jeffery Huber	Bus Driver	Transportation	2/16/2026
Maria Huerta-Reyes	Custodian I	Plant Facilities	2/16/2026
Liliana Godinez Leens	Paraprofessional I	Garfield Early Childhood Center	2/16/2026
Yvonne Sanchez	Paraprofessional II 1:1; 0.5	Garfield Early Childhood Center	2/17/2026
Daniel Herrada	Custodian I	Garden City High School	2/23/2026
Carmelina Resendiz De Chavez	Custodian I/Floater	Plant Facilities	2/24/2026
Janneth Contreras	Paraprofessional III	Victor Ornelas Elementary School	3/2/2026

<b>TRANSFERS</b>	<b>FROM</b>	<b>TO</b>	<b>DATE</b>
Neesa Cruz	Substitute Custodian Plant Facilities	Custodian I/Floater Plant Facilities	2/1/2026
Elizabeth Hamilton	Substitute Custodian Plant Facilities	Custodian I/Floater Plant Facilities	2/1/2026

**NOTES:**

Brandon Anderson, Director of Plant Facilities, Request the following:  
Close Seven (7) Substitute Custodian Positions  
Open Seven (7) Custodian I Positions

## Memorandum

---

**to:** The USD457 Board of Education

**thru:** Josh Guymon, Superintendent

**from:** Dr. Virginia Duncan, Director of Secondary Curriculum & Instruction

**subject:** New Courses from Curriculum Council

**date:** 1-23-26

---

### **ISSUE:**

USD457 and Garden City High School continue to examine courses that are offered by the college to ensure we are aligned with course names and offerings for dual credit, as well as continue to align our CTE classes to the State level changes in CTE pathway course names and offerings. Based on state recommendations, USD457 is also working to expand introductory CTE courses and opportunities into Middle Schools.

The Board of Education is asked to consider and approve the addition of the following new courses:

### **GCHS Course Name Changes (not-related to CTE):**

- Music Courses - Name Changes
  - Semester 1 Symphonic Band to Marching Band
  - Semester 2 Buffalo Band to Wind Ensemble
  - Modern Show Choir to Vocal Jazz
  - A Cappella to Chorale
  - Tenor/Bass Choir to Buffalo Men

### **Middle Schools - Course Name Changes to Align to CTE Pathways:**

- Family & Consumer Science to Introduction to Family & Consumer Sciences

### **New Middle School Course Offerings (Introductory Level CTE Courses):**

- Agriculture Explorations 1
- Business Essentials
- Career & Life Planning
- Intro to Health Care
- Intro to Skilled Trades
- Intro to Education

### **ALTERNATIVES:**

1. Approve the courses as presented
-

2. Do not approve the courses

**RECOMMENDATION:**

It is recommended that the Board of Education approve the courses as presented.

**FISCAL NOTE:**

No additional funding is needed to fund these courses

**ATTACHMENTS:**

Applications to Curriculum Council for approval

**MEMORANDUM**

**TO:** Board of Education  
**THRU:** Mr. Josh Guymon, Superintendent  
**FROM:** Casey Wise | Director of Technology  
**DATE:** January 30, 2026  
**RE:** Approve Bid for New Bell/Intercom System at HGMS

---

**ISSUE:**

The current bell and intercom system at Horace Good Middle School is consistently malfunctioning and is in need of replacement.

**BACKGROUND:**

In fall 2025, the district decided to replace Horace Good Middle School’s outdated bell and intercom system with a new IP-based model. Facility plans were updated, and an RFP was issued in December. After a mandatory walkthrough on January 5, 2026, bids were received by January 14. District staff met with one vendor for a system overview on January 22, while they were already familiar with the other vendors’ proposals.

**ALTERNATIVES:**

No other alternatives applicable.

**RECOMMENDATION:**

Accept the proposed bid from INA Alert outlined below:

Item	Price
IP Intercom System Upgrade	\$216,957.85
Existing Equipment Removal - option	\$21,476.31
Total	\$238,434.16

**FISCAL NOTE:**

Existing budgeted finances for Safety & Security will be used for this expense.

**ATTACHMENTS:**

Reference board materials for the bid packet information.

**Bidders List**  
**Bells & Intercom System: Horace Good**

Centegix  
2120 Powers Ferry Rd.  
Atlanta, GA 30303  
800-950-9202  
Matthew Young

ECC  
6020 Parretta Dr.  
Kansas City, MO 64120  
816-448-2616  
Sean Burns

Geo-Comm  
1100 W. Saint Germain St.  
St. Cloud, MN 56301-3403  
888-436-2666  
Matthew Werner

INA Alert  
112 N. Main  
Ellinwood. KS  
620-564-3766  
Jake Strecker

KCAV  
7535 Troost Ave.  
Kansas City, MO 64131  
800-798-5228  
Jon-Paul Lorentz

Singlewire  
1002 Deming Way  
Madison, WI 53717  
608-661-1140  
Eric Shaw

SWC

**Bid Tabulations**  
**Bells & Intercom System: Horace Good**

Bid Opening: January 14th, 2026

Bid 2026-06

<b>Vendor</b>	<b>Bid</b>
Centegix	<b>No Bid</b>
ECC	<b>No Bid</b>
Geo-Comm	<b>No Bid</b>
INA Alert	<b>\$238,434.16</b>
KCAV	<b>No Bid</b>
Singlewire	<b>No Bid</b>
SWC	<b>\$294,666.51</b>

**RECOMMENDATION:** To accept the bid of INA Alert in the amount of \$238,434.16  
Payment to be made from budgeted funds in account:  
008 E 2840 17 1000 017 11 736: Safety & Security



**INA**

*Software & Camera Solutions*



**INA Alert Inc Proposal**

**For**

**USD 457**

**Horace Good Middle School**

**Bells & Intercoms System**



*Software & Camera Solutions*

## Table of Contents

Transmittal Letter .....	3
Signed Bid Documents .....	4
Company Information .....	6
Company History.....	6
Project Design and Technical Approach .....	7
Project Management, Installation, and Training.....	8
Project Pricing .....	9
Project Equipment .....	10
References.....	12
Bid Bond.....	13
Letter of Good Standing .....	15
Product Datasheets.....	16



## Transmittal Letter

Dear Mr. Wise,

On behalf of INA Alert, Inc., we are pleased to submit our proposal in response to the Request for Proposals for the Bells and Intercom System at Horace Good Middle School. This proposal is submitted in accordance with the requirements, specifications, and conditions outlined in the bid documents provided by Unified School District No. 457.

INA Alert has reviewed the bid summary, technical specifications, drawings, and standard terms and conditions and confirms that our proposed solution meets or exceeds the performance, functional, and warranty requirements defined in the RFP. Our submission includes all required documentation, acknowledgements, and supporting materials necessary for full evaluation by the District.

We appreciate the opportunity to participate in this competitive procurement process and value the District's emphasis on system reliability, safety, and long-term operational sustainability. INA Alert is committed to delivering a solution that aligns with USD 457's technical standards, installation timeline, and ongoing support expectations.

Should you require clarification, additional documentation, or supplemental information during the evaluation process, please do not hesitate to contact me. We look forward to the opportunity to further discuss our proposal and to participate in the next steps of the selection process.

Respectfully submitted,

Jordon Smith  
Executive VP  
INA Alert, Inc.

**BID FORM**

By signing this bid form, the vendor certifies the pricing being offered meets or exceeds all requirements and conditions of the bid, special provisions and specifications. In compliance with the above and subject to all the conditions hereof, the undersigned offers and agrees to furnish all items upon which prices are quoted, at the price set opposite each item.

The undersigned certifies that no Federal, State, County or Municipal tax is included in the quoted prices and that none will be added. Public schools are EXEMPT. Exemption certificates will be provided upon request.

**Vendor Name:** INA Alert Inc.

WE HEARBY AGREE TO FURNISH THE ITEMS ON WHICH PRICES ARE QUOTED ABOVE IN ACCORDANCE WITH ALL TERMS AND CONDITIONS PREVIOUSLY LISTED AND ANY ATTACHED SPECIFICATIONS.

Signature: *Jordon Smith*  
Date: 1/13/26  
Printed Name: Jordon Smith  
Title: VP Sales Engineering, Co-Owner  
Email: Jordon@inaalert.com

Addenda to Bid (Y/N) Y

The undersigned bidder does, by their signature below, agree that they received the addenda; that they understand the content of the addenda and shall comply with all of the conditions of the addenda specified.

**BID FORM**

BIDDER IS AN INDIVIDUAL-

Name of Individual: \_\_\_\_\_  
Name of Business: \_\_\_\_\_  
Mailing Address: \_\_\_\_\_  
Business Phone No.: \_\_\_\_\_  
Business Fax No.: \_\_\_\_\_

**BIDDER IS A PARTNERSHIP-**

Name of Partnership: \_\_\_\_\_  
Names of Principal Partners: \_\_\_\_\_  
Mailing Address: \_\_\_\_\_  
Business Phone No.: \_\_\_\_\_  
Business Fax No.: \_\_\_\_\_  
The full names of all partners: \_\_\_\_\_

**BIDDER IS A CORPORATION-**

Full Corporation Name: INA Alert, Inc.  
State of Incorporation: Kansas  
Mailing Address: PO Box 96 Ellinwood, KS 67526  
Business Phone No.: 620-564-3766  
Business Fax No.: 620-564-2017  
Name & Address of Resident Agent: \_\_\_\_\_  
\_\_\_\_\_

**ATTACHMENT A - USD 457 STANDARD TERMS AND CONDITIONS**

1. **SCOPE:** The following terms and conditions shall prevail unless otherwise modified by the District within this bid document. The District reserves the right to reject any bid which takes exception to these terms and conditions.
2. **DEFINITIONS AS USED HEREIN:**
  - a. The term “bid request” means a solicitation of a formal sealed bid.
  - b. The term “bid” means the price offered by the bidder.
  - c. The term “bidder” means the offeror or vendor.
  - d. The term “District” means Unified School District No. 457.
  - e. The term “Board of Education” or “BOE” means the governing body of Unified School District No. 457.
3. **COMPLETING BID:** Bids must be submitted ONLY on the form provided in this bid document. All information must be legible. Any and all corrections and /or erasures must be initialed. Each bid sheet must be signed by the authorized bidder and required information must be provided.
4. **CONFIDENTIALITY OF BID INFORMATION:** Each bid must be sealed and submitted in or under cover of the enclosed envelope to provide confidentiality of the bid information prior to the bid opening. Supporting documents and/or descriptive literature may be submitted with the bid or in a separate envelope marked “Literature for Bid (Number).” Do NOT indicate bid prices on literature. All bids and supporting



*Software & Camera Solutions*

## Company Information

**Name:** INA Alert Inc.

**Address:** 112 N Main St  
Ellinwood, KS 67526

**Business:** Woman-Owned S-Corporation

**Contact:** Jordon Smith, VP of Sales Engineering  
112 N Main St Ellinwood, KS 67526  
P: 620-564-3766  
C: 254-315-7377  
[Jordon@inaalert.com](mailto:Jordon@inaalert.com)

## Company History

INA Alert Inc. is a Woman-Owned Business founded in April 2011 and headquartered in Ellinwood, Kansas. INA Alert began as a technology-focused company serving regulated and mission-critical industries, with early roots in healthcare staffing communications and scheduling systems. Through this work, the company developed a strong foundation in reliable, time-sensitive communications—experience that naturally translated into education and public-sector space.

As INA Alert expanded into K-12 environments, the company evolved into a full-service systems integrator, focused on designing, integrating, and supporting unified communication, life-safety, video surveillance, and access control platforms. With more than a decade of experience supporting educational institutions, INA Alert understands the importance of interoperability, survivability, and long-term serviceability when integrating these systems.

To support these objectives, INA Alert maintains strategic technology partnerships, including being a trusted integration partner for security and access control solutions and an established partner of Bogen Communications for paging, intercom, and mass notification systems. These partnerships enable the delivery of fully integrated, enterprise-grade solutions aligned with K-12 operational and safety requirements.

Today, INA Alert employs 56 full-time professionals and supports more than 118 Kansas school districts, including districts served through its role as a Greenbush contract partner. The company provides statewide coverage with continued expansion into surrounding Midwest states and offers 24/7 technical support to ensure mission-critical systems remain operational throughout their lifecycle.



*Software & Camera Solutions*

## Project Design and Technical Approach

INA Alert will utilize the Bogen Communications E7000 Series as the basis of design for the bells, intercom, and internal communication system at USD 457 Horace Good Middle School. The Bogen E7000 platform is an enterprise-grade, IP-based solution designed to unify paging, intercom, bells, emergency notification, and visual alerting into a single, centrally managed system.

The proposed design leverages existing infrastructure where appropriate while introducing modern IP endpoints and control to improve functionality, reliability, and long-term serviceability. Existing speaker lines serving hallways and auxiliary areas will be reused and integrated into the new system through IP-enabled gateways and controllers, minimizing disruption while extending the useful life of current wiring. Existing clocks will be replaced with new network-synchronized clocks, and clock/speaker combination devices with integrated LED flashers will be installed in designated areas to support both audible and visual notifications. **As part of installation, INA Alert will evaluate existing equipment; any devices verified to be functional and approved by the District for reuse or removal from scope will be eligible for a corresponding rebate or credit, applied as a deductive change or final invoice adjustment.**

Classrooms requiring two-way communication will be equipped with IP-based smart call buttons and talkback-capable devices. These devices support multiple programmable functions, allowing staff to initiate normal calls, emergency calls, and other workflow or status requests as defined by the District. All classroom and common-area devices are centrally configured through the Bogen E7000 platform, ensuring consistent behavior, priority handling, and emergency override functionality across the campus.

The system will be designed as a fully IP-managed solution, allowing centralized configuration, monitoring, and future scalability. Device zoning, bell schedules, paging priorities, emergency messaging, and visual alert behavior will be programmed to align with district operational standards and life-safety requirements. The design prioritizes interoperability with existing systems, survivability during network interruptions, and ease of use for daily operations.

### Add Alternative Bid – Existing Equipment Removal

An add alternate for this bid includes the labor required to disconnect and remove existing bells, intercom equipment, clocks, speakers, cabling, and associated hardware as identified by the District. All removed equipment will be consolidated and turned over to the district for disposal. Areas affected by equipment removal will be left in a safe and clean condition.



*Software & Camera Solutions*

## **Project Management, Installation, and Training**

Upon acceptance of this proposal, INA Alert will assign a dedicated Project Manager to the project. The Project Manager will initiate communication with the District's designated point of contact (POC) to confirm stakeholders and establish clear lines of communication. Once stakeholders are confirmed, INA Alert's Ordering Department will be engaged to process equipment orders and coordinate delivery timelines.

The Ordering Department will communicate anticipated delivery schedules to project stakeholders. Following confirmation of equipment delivery, the Project Manager will work with District representatives to establish an installation schedule. INA Alert will coordinate closely with onsite staff to ensure a smooth transition from any existing systems and to address any site-specific considerations or configuration requirements.

Prior to installation, INA Alert's Installation Department will pre-configure system hardware to reduce onsite deployment time and ensure consistency with the approved design. During installation, the Project Manager and Lead Technicians will coordinate final device locations and configurations with District stakeholders to ensure proper coverage, functionality, and usability.

Upon completion of installation, INA Alert will provide comprehensive training for designated administrators, faculty, and staff. Training will cover daily operation, emergency functions, and system management. Following training, any necessary adjustments to system configuration will be completed. A complimentary 90-day Managed Service Agreement (MSA) will begin at the conclusion of training, after which the system will be transitioned to INA Alert's Support Department, which provides ongoing assistance and 24/7 technical support.

INA Alert will provide a comprehensive warranty and support program in accordance with the USD 457 bid requirements. All system equipment shall be covered by a minimum five (5) year manufacturer's warranty against defects in materials and workmanship. In addition, INA Alert provides a one (1) year workmanship (labor) warranty on all installation, configuration, and commissioning services, extending beyond substantial completion.

INA Alert will respond to warranty service requests within 24 hours, excluding weekends and holidays. If covered equipment cannot be repaired within 24 hours of a service visit, temporary replacement equipment will be provided at no additional cost, as applicable. Upon expiration of the warranty period, INA Alert offers optional service and maintenance agreements to provide continued factory-authorized support.



Software & Camera Solutions

### Project Pricing

Pricing for the proposed Bells and Intercom System at Horace Good Middle School is based on INA Alert's awarded contract pricing through Greenbush Contract 22.8 ESC-SAFESECURE2022.

Security Upgrade Overview			
Quote #	Building	Project	Total
013-26	Horace Good Middle School	IP Intercom System Upgrade	\$ 216,957.85

To accept this quotation, sign here and return:

Approved By: \_\_\_\_\_ Approval Date: \_\_\_\_\_

INA Alert, Inc. Representative: \_\_\_\_\_ Approval Date: \_\_\_\_\_

Security Upgrade Overview			
Quote #	Building	Project	Total
014-26	Horace Good Middle School	Existing Equipment Removal - Add-alt. Please Indicate: Accept: <input type="checkbox"/> Decline: <input type="checkbox"/>	\$ 21,476.31

To accept this quotation, sign here and return:

Approved By: \_\_\_\_\_ Approval Date: \_\_\_\_\_

INA Alert, Inc. Representative: \_\_\_\_\_ Approval Date: \_\_\_\_\_



Software & Camera Solutions

### Project Equipment

Intercom Hardware & Accessories		
QTY	MODEL NAME	DESCRIPTION
2	NQ-ZPMS	NYQUIST IP PAGING SYSTEM - ZONE PAGING MICROPHONE STATION
1	NQ-E7010	NYQUIST IP PAGING SYSTEM - I/O CONTROLLER, 8 DRY CONTACT CLOSURE INPUTS, 8 OC RELAY DRIVER OUTPUTS
1	NQ-P0100	NYQUIST IP PAGING SYSTEM - 4-CH MATRIX MIXER PRE-AMPLIFIER
1	NQ-RMK01	NYQUIST APPLIANCE 1U RACK MOUNT KIT, TYPE-1
1	NQ-RMK03	NYQUIST APPLIANCE 1U-2U RACK MOUNT KIT, TYPE-3PACKAGED 2 PER BOX
3	NQ-A4120-G2	NYQUIST IP PAGING SYSTEM AMPLIFIER, 70V (2Ch x 240W) / 25V (4Ch x 120W) 2RU IP Power Amp Gen2
4	A8TBLK	SPEAKER, ALL-WEATHER, MODEL A8 W/TRANSFORMER BLACK
18	SPT15A	SPEAKER, PAGING HORN w/ TRANSFORMER, 15 WATT
6	OPS1W	SPEAKER, ORBIT PENDANT SPEAKER SERIES, WHITE
6	MB8TSQ	SPEAKER, SQUARE METAL BOX ENCLOSURE, 8" 4W TRANSFORMER
151	S86T725PG8WVR	CEILING SPEAKER, 8 INCH w/ TRANSFORMER, WHITE GRILLE, RECESSED VOLUME CONTROL
120	RE84	ROUND RECESSED STEEL 8" SPEAKER ENCLOSURE
120	TB8	TILE BRIDGE FOR CELING SUPPORT SPEAKER MOUNT (S86, S810, CS1EZ, ASWG1/DK)
81	NQ-S1810WBC	NYQUIST IP PAGING SYSTEM - VOIP WALL BAFFLE COMBO SPEAKER WITH LED DISPLAY
66	NQ-E7020-G2	NYQUIST IP PAGING SYSTEM - DIGITAL CALL SWITCH GEN2
9	BCBP-31S-404-OR	Bogen Digital, IP, 3100 Model, 4.0 in., 4 Digits, PoE, Red Display, Surface Wall Mount



Software & Camera Solutions

Storage & Software		
QTY	MODEL NAME	DESCRIPTION
		NYQUIST IP PAGING SYSTEM - SYSTEM CONTROLLER (H/W ONLY)
1	NQ-SYSCTRL	
		NYQUIST E7000 EDUCATIONAL SYSTEM SOFTWARE - SYSTEM LICENSES/W UPDATES)
1	NQ-E7000SWL	
		NYQUIST E7000 EDUCATIONAL SYSTEM SOFTWARE-STATION LICENSE PACK(25)
8	NQ-E7000SSL	
		NYQUIST E7000 EDUCATIONAL SYSTEM SOFTWARE-CONCURRENT CALL LICENSE PACK(10)
1	NQ-E7000CCL	
		NYQUIST E7000 EDUCATIONAL SYSTEM - PBX INTEGRATION SERVICES
1	NQ-E7000PBXI	
		NYQUIST E7000 TEXT-TO-SPEECH SOFTWARE LICENSE
1	NQ-E7000TTS	
		NYQUIST 15-YEAR EXTENDED S/W UPDATE SUBSCRIPTION - SYSTEM LICENSE
1	NQ-E7SWLMMAINT15X	
		NYQUIST 15-YEAR EXTENDED S/W UPDATE SUBSCRIPTION - STATION LICENSES
8	NQ-E7SSLMAINT15X	
1	NQ-E7CCLMAINT15X	NYQUIST 15-YEAR EXTENDED S/W UPDATE SUBSCRIPTION - CONCURRENT CALL LICENSES

Custom Line Items		
QTY	MODEL NAME	DESCRIPTION
5	452	1P 22G STRD SHLD PVC JKT (1000ft)
18	Indoor Cable	Cat6 Indoor Cable #77-240-2A - 23-4P UTP-CMR SOL BC CAT6 THERMOPLASTIC/FRPVC SERIES 77 POP BOX (1000ft)
5	Lift	Interior Lift (Rented Per Day)
1	Installation	Hardware Installation & Software Configuration
1	Miscellaneous	Misc: Connectors, Mounting Brackets, Clips, Etc

# INA

*Software & Camera Solutions*

## References

### USD 250 - Pittsburg

Contact: Sara Wilcox – Director of Technology

Email: [Swilcox@usd250.org](mailto:Swilcox@usd250.org)

Phone: 620-235-3246



### USD 473 – Chapman

Kevin Suther – District Superintendent

Email: [Ksuther@usd473.net](mailto:Ksuther@usd473.net)

Phone: 785-922-6521



**USD 473**  
Chapman Public Schools

### USD 402 - Augusta

Contact: Neal Ostrander - Director of Technology

Email: [nostrander@usd402.com](mailto:nostrander@usd402.com)

Phone: 316-775-5484 ext.1013



THE AMERICAN INSTITUTE OF ARCHITECTS

AIA Document A310

Bid Bond

KNOW ALL MEN BY THESE PRESENTS, that we INA Alert, Inc.

PO Box 96, Ellinwood, KS 67526

as Principal, hereinafter called the Principal, and Merchants National Bonding, Inc.

P.O. Box 14498, Des Moines, IA 50306-3498

a corporation duly organized under the laws of the State of IA

as Surety, hereinafter called the Surety, are held and firmly bound unto USD 457 Board of Education 1205 Fleming St, Garden City, KS 67846

as Obligee, hereinafter called the Obligee, in the sum of Five Percent of Amount Bid

Dollars (\$ 5% ),

for the payment of which sum well and truly to be made, the said Principal and the said Surety, bind ourselves, our heirs, executors, administrators, successors and assigns, jointly and severally, firmly by these presents.

WHEREAS, the Principal has submitted a bid for

USD 457 Bells/Intercoms Systems: Internal Communication, Notification and Classroom Workflow Enhancement System

NOW, THEREFORE, if the Obligee shall accept the bid of the Principal and the Principal shall enter into a Contract with the Obligee in accordance with the terms of such bid, and give such bond or bonds as may be specified in the bidding or Contract Documents with good and sufficient surety for the faithful performance of such Contract and for the prompt payment of labor and material furnished in the prosecution thereof, or in the event of the failure of the Principal to enter such Contract and give such bond or bonds, if the Principal shall pay to the Obligee the difference not to exceed the penalty hereof between the amount specified in said bid and such larger amount for which the Obligee may in good faith contract with another party to perform the Work covered by said bid, then this obligation shall be null and void, otherwise to remain in full force and effect.

Signed and sealed this 14th day of January, 2026

Jordan Smith (Witness)

INA Alert, Inc. (Principal) (Seal)

By: Jordan Smith - Co-Owner (Title)


Samantha Cuda (Witness)



Merchants National Bonding, Inc. (Surety) (Seal)

By: Clara R Navarro Abela (Title)

Clara R Navarro Abela, Attorney-in-fact



# MERCHANTS BONDING COMPANY™

## POWER OF ATTORNEY

Know All Persons By These Presents, that MERCHANTS BONDING COMPANY (MUTUAL) and MERCHANTS NATIONAL BONDING, INC., both being corporations of the State of Iowa, and MERCHANTS NATIONAL INDEMNITY COMPANY, an assumed name of Merchants National Bonding, Inc., (herein collectively called the "Companies") do hereby make, constitute and appoint, individually, **Clara R Navarro Abela**

**Surety Bond #: Bid Bond**  
**Principal: INA Alert, Inc.**  
**Obligee: USD 457 Board of Education**

their true and lawful Attorney(s)-in-Fact, to sign its name as surety(ies) and to execute, seal and acknowledge any and all bonds, undertakings, contracts and other written instruments in the nature thereof, on behalf of the Companies in their business of guaranteeing the fidelity of persons, guaranteeing the performance of contracts and executing or guaranteeing bonds and undertakings required or permitted in any actions or proceedings allowed by law.

This Power-of-Attorney is granted and is signed and sealed by facsimile under and by authority of the By-Laws adopted by the Board of Directors of the Companies.

"The President, Secretary, Treasurer, or any Assistant Treasurer or any Assistant Secretary or any Vice President shall have power and authority to appoint Attorneys-in-Fact, and to authorize them to execute on behalf of the Company, and attach the seal of the Company thereto, bonds and undertakings, recognizances, contracts of indemnity and other writings obligatory in the nature thereof."

"The signature of any authorized officer and the seal of the Company may be affixed by facsimile or electronic transmission to any Power of Attorney or Certification thereof authorizing the execution and delivery of any bond, undertaking, recognizance, or other suretyship obligations of the Company, and such signature and seal when so used shall have the same force and effect as though manually fixed."

In connection with obligations in favor of the Florida Department of Transportation only, it is agreed that the power and authority hereby given to the Attorney-in-Fact includes any and all consents for the release of retained percentages and/or final estimates on engineering and construction contracts required by the State of Florida Department of Transportation. It is fully understood that consenting to the State of Florida Department of Transportation making payment of the final estimate to the Contractor and/or its assignee, shall not relieve this surety company of any of its obligations under its bond.

In connection with obligations in favor of the Kentucky Department of Highways only, it is agreed that the power and authority hereby given to the Attorney-in-Fact cannot be modified or revoked unless prior written personal notice of such intent has been given to the Commissioner - Department of Highways of the Commonwealth of Kentucky at least thirty (30) days prior to the modification or revocation.

In Witness Whereof, the Companies have caused this instrument to be signed and sealed this 14th day of January, 2026.

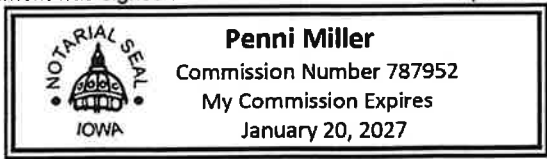



**MERCHANTS BONDING COMPANY (MUTUAL)**  
**MERCHANTS NATIONAL BONDING, INC.**  
**MERCHANTS NATIONAL INDEMNITY COMPANY**

By   
*Larry Taylor*  
 President

STATE OF IOWA  
 COUNTY OF DALLAS ss.

On this 14th day of January, 2026, before me appeared Larry Taylor, to me personally known, who being by me duly sworn did say that he is President of MERCHANTS BONDING COMPANY (MUTUAL), MERCHANTS NATIONAL BONDING, INC., and MERCHANTS NATIONAL INDEMNITY COMPANY; and that the seals affixed to the foregoing instrument are the Corporate Seals of the Companies; and that the said instrument was signed and sealed in behalf of the Companies by authority of their respective Boards of Directors.



  
 Notary Public

(Expiration of notary's commission does not invalidate this instrument)

I, Elisabeth Sandersfeld, Secretary of MERCHANTS BONDING COMPANY (MUTUAL), MERCHANTS NATIONAL BONDING, INC., and MERCHANTS NATIONAL INDEMNITY COMPANY do hereby certify that the above and foregoing is a true and correct copy of the POWER-OF-ATTORNEY executed by said Companies, which is still in full force and effect and has not been amended or revoked.

In Witness Whereof, I have hereunto set my hand and affixed the seal of the Companies on this 14th day of January, 2026.



  
 Secretary



From the desk of:  
John S. Greff  
Heartland Regional Sales Manager  
Bogen Communications LLC

August 12, 2025

To whom it may concern:

Please accept this letter as assurance and confirmation that INA Alert is fully authorized by Bogen Communications, LLC. to sell, install, and service all Bogen products, and has been an authorized dealer in good standing since 2021. This authorization includes Bogen's exclusive Engineered Systems product line for the state of Kansas.

As an authorized Engineered Systems Dealer, INA Alert, and its' staff have been factory trained and certified on all Bogen Engineered Systems products, applications, installation, programming, operation, and servicing. Please note that this authorization and certification includes Bogen's Nyquist C4000 and E7000 Series communications systems.

If you have any further concerns regarding this, or any issue, please feel free to contact me directly.

Best Regards,

A handwritten signature in black ink that reads "John S. Greff". The signature is written in a cursive style with a large, stylized initial 'J'.

John S. Greff  
Heartland Regional Sales Manager  
Bogen Communications LLC

**BOGEN®**

## **E7000** SERIES

### **The Modern Educator's Digital Communication Solution for safer, better managed schools**

Nyquist E7000 is a software-based state-of-the-art IP paging and intercom solution that leverages the latest digital, mobile, and software technologies to address today's educational environments, security challenges, and mobile lifestyles. But to call it a paging and intercom system is to understate its capabilities. The E7000 Series is a suite of powerful, yet easy-to-use tools that allows educators to quickly and effectively manage campus and district-wide communications.

E7000 is built upon Bogen's award-winning Nyquist IP-based communications platform that features a rich software suite with an intuitive web-based graphical user interface (GUI). The GUI offers map-based paging and intercom management with hierarchical drill-down views, station supervision with email alerts, and text-to-speech functionality for scripted announcements. E7000 also provides analog telephone support via third-party 24-port VoIP gateways.

E7000 software resides on a network server, which can be a Nyquist System Controller (NQ-SYSCTRL) or a user-provided server, and utilizes existing LAN/WAN and/or legacy "home-run" cable infrastructure for two-way data and communication flow. IP phones and purpose-built appliances provide convenient communication control and interoperability with third-party devices.

## E7000 HIGHLIGHTS

- Easy to install, expand, and use
- Accessible – administrators, technicians, and other key users can access the system on web-enabled devices – desktop or mobile\*
- Flexible – easily add features, stations, and facilities with virtually unlimited scalability\*
- Compatible with legacy intercom infrastructure, including re-use of existing analog speakers, call switches, and cabling (with use of the NQ-E7030 Analog Station Bridge appliance)
- Allows any standard 8-ohm speaker to be transformed into a VoIP intercom speaker (with the use of NQ-GA10P or NQ-GA10PV appliance)
- SIP device and trunk support (IP-PBX, VoIP phones, and VoIP speakers)
- Feature rich audio
  - Embedded music streaming services
  - Multiple networked audio distributions
  - Imported Songs/Playlists
  - Embedded pro-audio DSP controls in all networked amplifiers
- Combination clock/messaging HDMI display modules use text and graphic images to deliver critical visual messaging on any size HDMI capable monitor
- Wall Baffle Combo Clock / Speaker / Message Display with LED Flasher facilitates user-programmable messages for standard or emergency announcements, along with two-way intercom communications
- 3rd-party system integrations with PBXs, security/alarm, fire, access control, and other enterprise systems

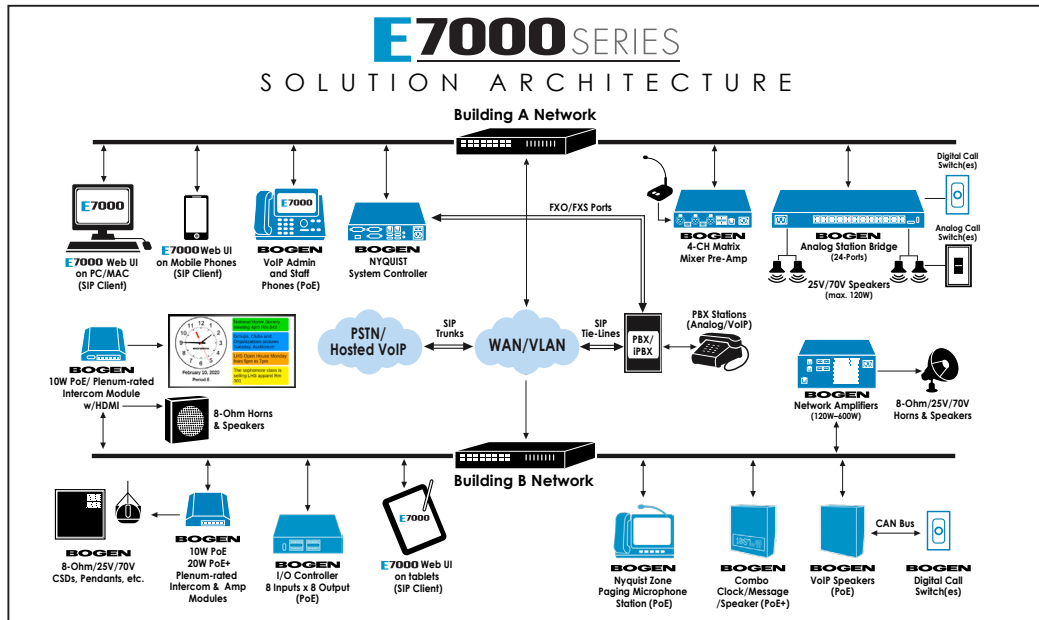
\* When supported by the facility's infrastructure.

### Virtually Unlimited Scalability

Without the limitations of purely hardware-based systems, E7000 can expand as the user's needs expand. The system can accommodate a virtually unlimited number of stations, facilities, zones, and bell schedules.

### Easy and Economical to Install

E7000 easily integrates with the existing facility's cabling and infrastructure. Many of the Bogen E7000 appliances are PoE devices. With E7000 there are no bulky equipment racks to build; simply configure the E7000's System Controller via its intuitive setup wizards, then plug in the endpoint devices and appliances. Appliances are auto-discovered by the server to facilitate fast and easy system set up.



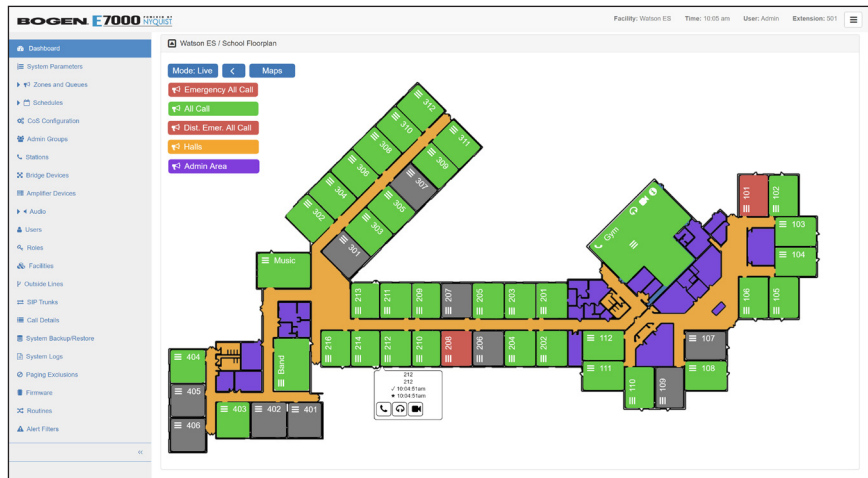
E7000 can be integrated with existing analog cabling as well as IP-only networks

**Easy Graphical User Interface (GUI)**

Administrators, educators, and support staff are going to love E7000! Users interface with the system either through a feature-rich touch display VoIP Admin Phone or via a browser-based GUI (see Fig. 1) on desktop and laptop computers, smart phones, and tablets, allowing users to access the system no matter where they are in the connected world.

The core principle of the E7000 user interface is simplicity. Form follows function, resulting in an interface that is functional, intuitive, and aesthetically pleasing.

**Figure 1 - Main Dashboard of the E7000 Graphical User Interface**



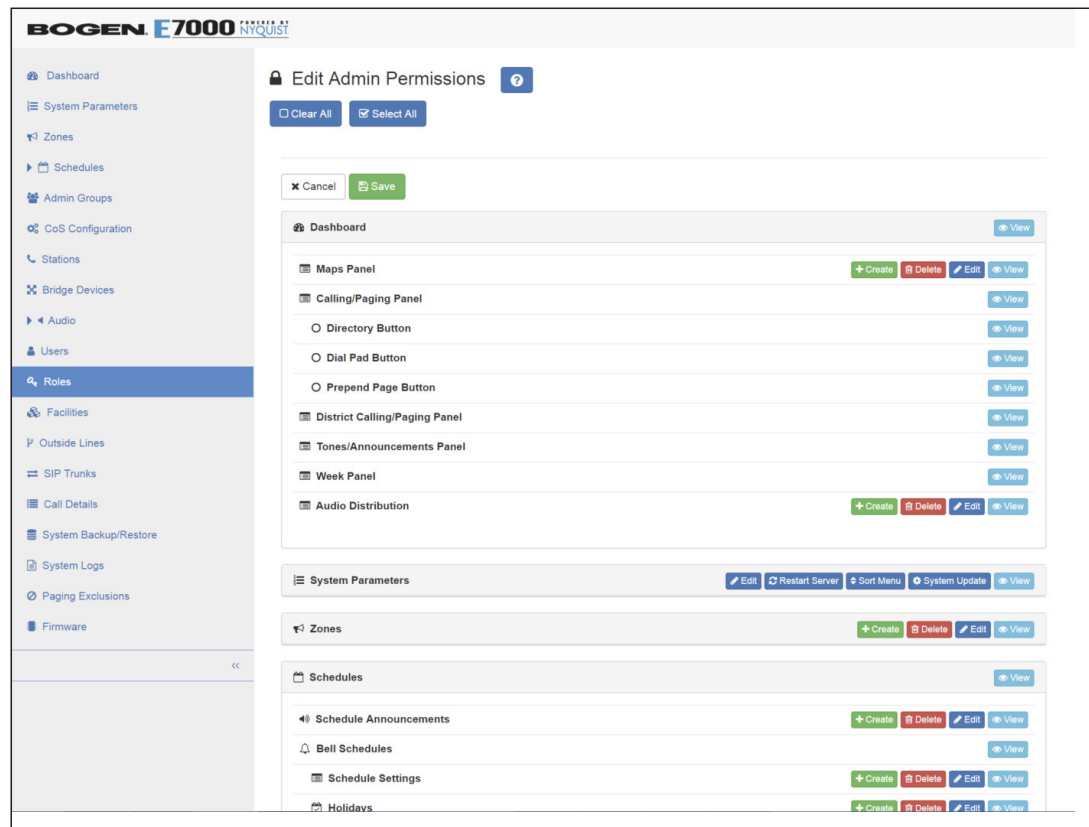
The map-based paging and intercom feature makes launching pages and announcements even more intuitive.

The optional text-to-speech feature eliminates the need to audibly record scripted announcements.

The E7000 GUI allows people with a broad spectrum of technical proficiencies to use the system. Buttons are large and clear, text is simple and legible. Embedded tooltips and guides aid in user self-sufficiency. Technical administrators can assign individual users permissions appropriate for their role and proficiency (see Fig.2).

**Figure 2 - E7000 makes it easy to define roles and permissions**

“Nyquist users’ login credentials can be centrally managed by IT – just like they do for all their other enterprise applications”



## E7000 CAPABILITIES

- **Enhanced Safety and Security** - Instantaneous accessibility to campus and district-wide communications vital for the safety and security of students and staff. E7000 can help with features such as district-wide paging/announcements, call monitoring, call recording and playback, emergency paging with prerecorded or Text-to-Speech announcements, emergency lockdowns, and much more.
- **3rd-Party Integrations** - E7000 can interface with a variety of 3rd-party systems such as access control, fire, security/alarm, and even hardware sensors via the programmable I/O Controller appliance.
- **Unlimited Scheduling** - Administrators can easily configure and control all bell/event scheduling functions via E7000's powerful web-based user interface. Bell schedules can be controlled across the entire district from a single user interface.
- **Unmatched Audio Capability** - Bogen's 90-plus year history of audio excellence is evident in the range and quality of appliances and features, including embedded music streaming services and pro-audio DSP controls.
- **Powerful Routines/Routines API** - Routines and Routines API facilitate automated sequences of events via multiple trigger types and connections to third party applications for crisis planning and situational awareness.
- **Convenient and Powerful Configuration and Maintenance** - IT and Facilities technicians can remotely access the system's web interface to configure, troubleshoot, and control the system from wherever, anytime.
- **Telephony – Integrated and Elevated** - E7000 easily integrates with virtually any VoIP service provider, IP-PBX, or analog phone system to create a seamless communications platform.

## NYQUIST SYSTEM CONTROLLER

Bogen's Nyquist System Controller offers a cost-effective means to deploy E7000 using a purpose-built processing platform pre-installed with the E7000 application server software. Alternatively, a dealer or school-furnished custom-built server can be used. When required, the System Controller can be configured for Automatic Failover to a secondary System Controller for enhanced system robustness.

## E7000 SYSTEM SERVER REQUIREMENTS

Instead of using the Nyquist System Controller, you can select to install the Nyquist E7000 application on a server provided by the school system's IT department or the installing Bogen dealer. Ideally, there would be one server in each facility, although multi-school campuses can use a single centrally-located server. Minimum server requirements are as follows:

- OS– Debian Linux OS (AMD 64-bit version) release 11.9 or later
- CPU– Quad-core Intel-based processor running at 3.0 GHz or higher
- Memory– 8 GB RAM
- Disk Storage– One 250 GB disk drive (A RAID configuration is recommended for redundancy and high availability)
- NIC– Dual 10/100/1000 MB Ethernet ports
- PCI Expansion Slots– One or more PCI/PCIe slots if direct FXO telephony network connectivity other than, or in addition to SIP trunking is needed

**NYQUIST**

The E7000 Series is built upon Bogen's award-winning Nyquist software-based IP communications platform, which provides users with unparalleled flexibility and scalability, whatever their application.



## NYQUIST SYSTEM CONTROLLER

### Model NQ-SYSCTRL



#### DESCRIPTION

Bogen's Nyquist System Controller offers contractors a cost-effective means to deploy Nyquist based solutions using a state-of-the-art processing platform preinstalled with the Nyquist application server software. The Nyquist System Controller facilitates quick installs and offers high-performance operation for even the largest Nyquist system configurations. Developed with commercial sound in mind, the Nyquist System Controller can simultaneously distribute a virtually unlimited number of audio streams anywhere across the network, making it perfect for background music applications.

The Nyquist System Controller can manage applications that require nearly any mix of multi-zone paging, intercom calling, or background music distribution at businesses, restaurants, retail stores, industrial facilities, and many other venues.

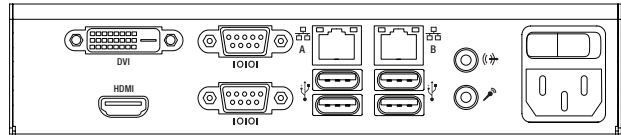
Nyquist systems also support a licensable option for using a secondary System Controller to provide Automatic Failover capability in cases where the primary System Controller fails or goes offline for whatever reason. When this occurs, the secondary System Controller automatically takes over and returns the system to normal service.

#### FEATURES

- Configuration and management via a web-based graphical user interface (GUI)
- Remote access from almost any PC/MAC, tablet, or mobile device
- Continuous monitoring of stations and appliances to ensure system operation
- Front panel power LED
- SIP tie-line and trunking support for connection to external phone systems or VoIP service providers
- Station and zone capacity for any Nyquist application (determined by system license)
- Talkback capability in any zone
- Multicast support for all zone paging and audio distribution
- Paging and announcement support across multiple facilities
- Pre-recorded and (optional) text-to-speech announcements
- Built-in streaming Internet radio and access to subscription-based music services
- Automatic Failover option available (requires a second System Controller and software license)
- Simultaneously distribute a virtually unlimited number of audio streams
- Music automatically added to music library from USB port
- Network-based audio that can be sourced (input) from any number of Nyquist appliances (NQ-P0100, NQ-GA20P2, etc.)
- Ample storage for music files, recorded announcements, and call recordings
- G722 and OPUS audio codec support to deliver superior HD audio quality
- Event scheduling of tones and audio distribution to all or select paging zones
- Emergency notifications that have higher priority over normal audio events
- Convection air-cooled; fanless design for quiet, maintenance free operation
- Wall-, Rack-, or Shelf-mountable – 1 RU package
- 19" Rack Mount Kit (NQ-RMK03; sold separately)

#### A & E SPECIFICATIONS

The Bogen System Controller shall be the Nyquist NQ-SYSCTRL for commercial paging needs. It is designed specifically for the high degree of scalability and flexibility required in commercial paging and audio distribution applications. The System Controller interfaces with the customer's data network to leverage the ultimate level of scalability for single or multiple locations and system sizes ranging from two to tens of thousands of stations. The System Controller shall be capable of being configured via the web-based GUI from virtually any PC/MAC, tablet, or mobile device. The System Controller shall continually monitor the Nyquist devices connected to the system and shall report via email when a device stops functioning correctly. The System Controller must support SIP tie-line and trunking support for connection to external phone systems. The System Controller shall use G722 and OPUS audio codec support to deliver superior HD audio quality. The NQ-SYSCTRL shall be capable of providing pre-recorded and (optional) text-to-speech announcements. The System Controller shall be capable of simultaneously distributing a virtually unlimited number of audio streams anywhere across the data network. The NQ-SYSCTRL shall be capable of being paired with a secondary NQ-SYSCTRL to provide Automatic Failover capability when licensed appropriately. The System Controller is convection air-cooled, fanless design for quiet, maintenance-free operation. System Controllers that don't provide the these features shall not be considered equivalent.



## TECHNICAL SPECIFICATIONS

		<b>NQ-SYSCTRL</b>
<b>Video Display</b>		HDMI, DVI-D
<b>Network Support</b>		Dual 10/100/1000 Mbps NICs (reserved for future use)
<b>Protocol Support</b>		HTTP, HTTPS, UDP, RTP, FTP, TFTP, SSH, SIP2, Unicast, Multicast
<b>Codec Support</b>		G711, G719, G722, G723, G726, G729, OPUS, Speex, a-law, $\mu$ -law, SIREN7, SIREN14, ADPCM
<b>Connectors:</b>	<b>Power</b>	10A Line Cord C14 IEC Inlet
	<b>Line/MIC Input</b>	3.5mm Line Out / 3.5mm Mic In (RESERVED FOR FUTURE USE)
	<b>Network</b>	2 x RJ45
	<b>Misc. Outputs</b>	4 x USB 3.0 ports, 2 x Serial ports (1 x RS232, 1 x RS232/422/485)
<b>AC Input Voltage Range</b>		100 VAC to 240 VAC 50/60 Hz
<b>Maximum AC Current</b>		1.5A
<b>Indicators</b>		Power LED (front) / Network LEDs (rear)
<b>Operating Temperature Range</b>		0° C to +60° C
<b>Certifications</b>		Safety: CAN/CSA C22.2 No. 62368-1:2014; UL62368-1:2014; EN 62368-1:2014 EMC: FCC Part 15b Class A; ICES-003, Issue 6: 2016; EN 55032:2012; EN 55035:2017
<b>Physical Dimensions:</b>		1/2 Rack Width x 1RU
<b>Single Rack Space (1RU)</b>		8.0" W x 1.70" H x 10.25" D (Depth includes Phoenix connectors: width is without rack mount brackets attached; height excludes rubber mounting feet)

### Limited Warranty, Exclusion of Certain Damages

The NQ-SYSCTRL is warranted to be free from defects in materials and workmanship for five (5) years from the date of sale to the original purchaser. Any part of the product covered by this warranty that, with normal installation and use, becomes defective (as confirmed by Bogen upon inspection) during the warranty period will be repaired or replaced by Bogen, at Bogen's option, with new or refurbished product, provided the product is shipped insured and prepaid to: Bogen Factory Service Department: 4570 Shelby Air Drive, Suite 11, Memphis, TN 38118, USA. Repaired or replacement product(s) will be returned to you freight prepaid. This warranty does not extend to any of our products that have been subjected to abuse, misuse, improper storage, neglect, accident, improper installation or have been modified or repaired or altered in any manner whatsoever, or where the serial number or date code has been removed or defaced.

THE FOREGOING LIMITED WARRANTY IS BOGEN'S SOLE AND EXCLUSIVE WARRANTY AND THE PURCHASER'S SOLE AND EXCLUSIVE REMEDY. BOGEN MAKES NO OTHER WARRANTIES OF ANY KIND, EITHER EXPRESS OR IMPLIED, AND ALL IMPLIED WARRANTIES OF MERCHANTABILITY OR FITNESS FOR A PARTICULAR PURPOSE ARE HEREBY DISCLAIMED AND EXCLUDED TO THE MAXIMUM EXTENT ALLOWABLE BY LAW. Bogen's liability arising out of the manufacture, sale or supplying of products or their use or disposition, whether based upon warranty, contract, tort or otherwise, shall be limited to the price of the product. IN NO EVENT SHALL BOGEN BE LIABLE FOR SPECIAL, INCIDENTAL OR CONSEQUENTIAL DAMAGES (INCLUDING, BUT NOT LIMITED TO, LOSS OF PROFITS, LOSS OF DATA OR LOSS OF USE DAMAGES) ARISING OUT OF THE MANUFACTURE, SALE OR SUPPLYING OF PRODUCTS, EVEN IF BOGEN HAS BEEN ADVISED OF THE POSSIBILITY OF SUCH DAMAGES OR LOSSES. Some States do not allow the exclusion or limitation of incidental or consequential damages, so the above limitation or exclusion may not apply to you. This warranty gives you specific legal rights, and you may also have other rights which vary from State to State.

Products that are out of warranty will also be repaired by Bogen Factory Service Department -- same address as above or call 201-934-8500, at owner's expense. Returned products which do not qualify for warranty service, may be repaired or replaced at Bogen's option with a previously repaired or refurbished items. The parts and labor involved in these repairs are warranted for 90 days when repaired by the Bogen Factory Service Department. All parts and labor charges as well as shipping charges will be at the owner's expense.

All returns require a Return Authorization number. For most efficient warranty or repair service, please include a description of the failure.

02/2021



The E7000 Series is built upon Bogen's award-winning Nyquist software-based IP communications platform, which provides users with unparalleled flexibility and scalability, whatever their application.



Tel.: 1-800-999-2809 • [www.bogen.com](http://www.bogen.com)

© 2021 Bogen Communications, Inc. 750-00023B 2102



## INPUT/OUTPUT CONTROLLER

# Model NQ-E7010

### DESCRIPTION

The NQ-E7010 Input/Output Controller appliance provides eight dry contact closure inputs to monitor events/triggers from third-party systems/devices such as Fire Alarms, Lockdown buttons, and sensors. It provides eight open-collector type relay driver outputs to initiate actions such as clock correction (e.g., generating sync pulses) on third-party systems and devices. The outputs can also be configured via the E7000 system software to respond to contact closure inputs from the same I/O Controller or others associated with the E7000 system.

### FEATURES

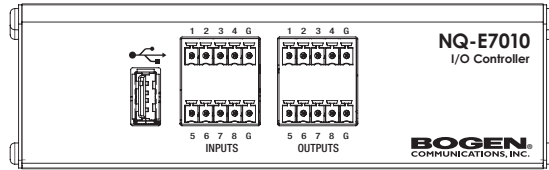
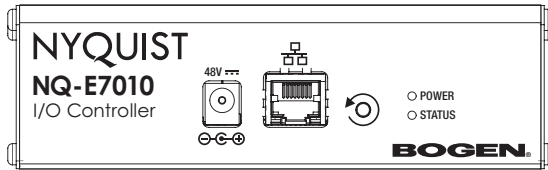
- 10/100 Ethernet
- PoE Class-3 (IEEE 802.3af compliant)  
- Optional 48 VDC 15W power supply
- 8 x dry contact closure inputs (with 1 ground per 4 inputs)
- 8 x relay driver outputs (500mA max per ground sink)
- USB 2.0 host port, Type A connector (future use)
- May be wall or shelf mounted: 5.6" W x 5.4" D x 1.7" H  
(2" H with rubber feet installed)
- Weight 1.95 lb. / 0.885kg

### A & E SPECIFICATIONS

The Nyquist I/O Controller (NQ-E7010) accepts eight dry contact closure inputs and provide eight open-collector outputs to drive relays. It is a PoE Class-4, IEEE 802.3af compliant device with optional 48VDC 15W power supply if no PoE port is available. The eight dry contact closure inputs can be used with fire alarm override relays and other types of external event triggers (e.g., Lockdown Buttons, etc.). The eight open-collector relay driver outputs are for use in applications such as clock correction (sync pulse), response to contact closure inputs, etc. The NQ-E7010 is equipped with two RGB full spectrum LED power and status indicators to convey the various states of the device (e.g., powered-on, registered, updating, etc.). The Nyquist NQ-E7010 I/O Controller shall be equipped with a USB 2.0 host port, Type-A connector for future feature capabilities. The Nyquist NQ-E7010 I/O Controller shall include support for wall- or shelf-mounting. An optional rack-mounting bracket is also available. Systems that don't provide these features are not considered equal.



The **E7000 Series** is built upon Bogen's award-winning Nyquist software-based IP communications platform, which provides users with unparalleled flexibility and scalability, whatever their application.



## TECHNICAL SPECIFICATIONS

	<b>NQ-E7010</b>
<b>External DC Power</b>	48 - 56VDC .3A (5.5mm x 2.1mm Barrel Jack)
<b>DC Input Range</b>	15-Watt 48V to 56V
<b>PoE (Power over Ethernet)</b>	IEEE 802.3af standard, Class 4 device (RJ45)
<b>Input Connectors</b>	Two 5-pin 3.5mm Phoenix Plugs/Headers; Eight (8) dry contact closure inputs with one (1) ground per every 4 inputs; Each input is a ground activated signal (i.e., short the ground and input pin to activate; do not apply voltage)  *Use 2-conductor unshielded cable of the appropriate gauge wire. Tie Ground leads together for each 5-pin input header used.
<b>Output Connectors</b>	Two 5-pin 3.5mm Phoenix Plugs/Headers; Eight (8) open-collector relay driver outputs with one (1) ground per every 4 outputs; Each driver is 'Normally Open' and can only sink current (i.e., it provides no voltage); Each relay driver output is rated at 50 VDC / 0.5 Amps  *Use 2-conductor unshielded cable of the appropriate gauge wire. Tie Ground leads together for each 5-pin input header used. Connect ground to relay power supply ground.
<b>USB Connector</b>	USB 2.0 Type A 500mA  *Use USB 2.0 cable
<b>Indicators</b>	Power & Status LEDs (front) / Network LEDs (front)
<b>Operating Temperature Range</b>	-15 C to +40 C
<b>Protection</b>	ESD, RF, DC, Thermal, Short Circuit)
<b>Networking</b>	Cat5 or better 10/100 network connectivity to Bogen's Nyquist network  *Use Cat5 or better
<b>Certifications</b>	CE and FCC Part 15b Class A; ICES-003, Issue 6: 2016; EN 55032:2012; EN 55035:2017
<b>Product Weight</b>	1.95 lb. / 0.885 kg
<b>Physical Dimensions</b>	5.6" W x 1.7" H x 5.4" D  (Depth includes Phoenix connectors; width is without rack mount brackets attached; height excludes rubber mounting feet)

\* Cabling Recommendation(s)

### Limited Warranty, Exclusion of Certain Damages

The **NQ-E7010** is warranted to be free from defects in materials and workmanship for five (5) years from the date of sale to the original purchaser. Any part of the product covered by this warranty that, with normal installation and use, becomes defective (as confirmed by Bogen upon inspection) during the warranty period will be repaired or replaced by Bogen, at Bogen's option, with new or refurbished product, provided the product is shipped insured and prepaid to: Bogen Factory Service Department: 4570 Shelby Air Drive, Suite 11, Memphis, TN 38118, USA. Repaired or replacement product(s) will be returned to you freight prepaid. This warranty does not extend to any of our products that have been subjected to abuse, misuse, improper storage, neglect, accident, improper installation or have been modified or repaired or altered in any manner whatsoever, or where the serial number or date code has been removed or defaced.

THE FOREGOING LIMITED WARRANTY IS BOGEN'S SOLE AND EXCLUSIVE WARRANTY AND THE PURCHASER'S SOLE AND EXCLUSIVE REMEDY. BOGEN MAKES NO OTHER WARRANTIES OF ANY KIND, EITHER EXPRESS OR IMPLIED, AND ALL IMPLIED WARRANTIES OF MERCHANTABILITY OR FITNESS FOR A PARTICULAR PURPOSE ARE HEREBY DISCLAIMED AND EXCLUDED TO THE MAXIMUM EXTENT ALLOWABLE BY LAW. Bogen's liability arising out of the manufacture, sale or supplying of products or their use or disposition, whether based upon warranty, contract, tort or otherwise, shall be limited to the price of the product. IN NO EVENT SHALL BOGEN BE LIABLE FOR SPECIAL, INCIDENTAL OR CONSEQUENTIAL DAMAGES (INCLUDING, BUT NOT LIMITED TO, LOSS OF PROFITS, LOSS OF DATA OR LOSS OF USE DAMAGES) ARISING OUT OF THE MANUFACTURE, SALE OR SUPPLYING OF PRODUCTS, EVEN IF BOGEN HAS BEEN ADVISED OF THE POSSIBILITY OF SUCH DAMAGES OR LOSSES. Some States do not allow the exclusion or limitation of incidental or consequential damages, so the above limitation or exclusion may not apply to you. This warranty gives you specific legal rights, and you may also have other rights which vary from State to State.

Products that are out of warranty will also be repaired by Bogen Factory Service Department -- same address as above or call 201-934-8500, at owner's expense. Returned products which do not qualify for warranty service, may be repaired or replaced at Bogen's option with a previously repaired or refurbished items. The parts and labor involved in these repairs are warranted for 90 days when repaired by the Bogen Factory Service Department. All parts and labor charges as well as shipping charges will be at the owner's expense.

All returns require a Return Authorization number. For most efficient warranty or repair service, please include a description of the failure.

09/2017



## 4-CHANNEL MATRIX MIXER PRE-AMP

### Model NQ-P0100



#### DESCRIPTION

Bogen's Nyquist networked 4-Channel Matrix Mixer Pre-Amp (MMPA) offers cost-effective performance for permanent installations and commercial sound and is designed to meet the rigorous requirements of today's sophisticated sound systems. Developed with the sound contractor in mind, the MMPA provides unparalleled flexibility and versatility without the need for add-on modules. It includes state-of-the-art, built-in DSP for extensive and comprehensive signal processing – allowing users to skillfully manage and mix multiple audio input channels. The resulting audio signal mix can be directed to the MMPA's line out, or streamed over the Nyquist network where it can be used for audio distribution to one or more zones.

The Nyquist MMPA is now capable of Standalone Operation for use in audio applications where a networked mixer/pre-amp is desired for remote mixing and DSP control from a web browser-enabled device.

#### FEATURES

- **4- MIC/Line Inputs**
  - CH1-CH4 configurable balanced/unbalanced inputs via 3 XLR and 4 screw-terminal connections
  - Any single channel can be configured to support Push-to-Talk Mic applications
  - Mic inputs can be configured to supply Phantom Power when needed
  - CH1 can alternately be configured as an AES3 digital input
- **Web based DSP control**
  - 16-band Graphic Equalizer
  - Signal Present and Clip Monitor
  - Adjustable High Pass, Low Pass, and Bandpass Filters
  - Noise Gate
  - Compressor/Limiter
  - 7-band Parametric Equalizer
- **Standalone Operation**
- **Mixed signal can be routed to Line Out or over the Nyquist network**
- **Nyquist network-based audio input (paging, audio distribution)**
- **Line-Level Monitor Output to drive input to "legacy" (i.e., non-Nyquist) amplifiers**
- **Safety: CAN/CSA C22.2 No. 62368-1:2014; UL62368-1:2014; EN 62368-1:2014**
- **EMC: FCC Part 15b Class A; ICES-003, Issue 6: 2016; EN 55032:2012; EN 55035:2017**
- **Wall-, Rack-, or Shelf-mountable: 8.0" W x 1.70" H x 8.6" D (2" H with rubber feet installed)**
- **19" Rack Mount Kit (NQ-RMK03; sold separately)**

#### A & E SPECIFICATIONS

The Nyquist NQ-P0100 Matrix Mixer Pre Amp (MMPA) is designed to bring external audio into the Nyquist system. The MMPA interfaces with a local sound system by accepting one or more analog audio sources, mixing them, and outputting them to either, a) the network for Audio Distribution, or b) the MMPA's line level output that can then be inserted into an external amplifier to drive local sound system in gyms, cafeterias, auditoriums, etc. The MMPA supports the following: four (4) software selectable Mic or Line Input channels via three (3) XLR connectors and four (4) sets of screw-terminals; any single input channel shall be capable of being configured to support a Push-to-Talk microphone (e.g., Bogen DDU-250); one input shall be alternately configurable as an AES3 digital input.

The MMPA shall support the following features: line-level output to drive input on a local amplifier; one (1) USB 2.0 host port (Type-A connector) for future use; two (2) x RGB "full spectrum" LED status indicators.

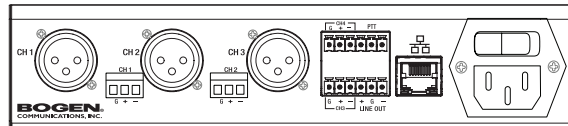

The MMPA shall include GUI based DSP controls; 16-band Graphic Equalizer; Signal Present and Clip Monitor; Adjustable High Pass, Low Pass, and Bandpass Filters; Noise Gate; Compressor/Limiter; and 7-band Parametric Equalizer.

The MMPA shall be powered by Universal mains supply (100VAC – 240VAC) and shall be wall- or shelf-mountable and include the required mounting bracket hardware.

The Nyquist MMPA shall be capable of Standalone Operation for use in audio applications where a networked mixer/pre-amp is desired for remote mixing and DSP control from a web browser enabled device.



The **C4000 Series** is built upon Bogen's award-winning Nyquist software-based IP communications platform, which provides users with unparalleled flexibility and scalability, whatever their application.



## TECHNICAL SPECIFICATIONS

		<b>NQ-P0100</b>
<b>MIC Input Sensitivity (Gain min./max.)</b>		Continuously variable from 0.1V to 0.006V RMS
<b>MIC Phantom Power</b>		+15 VDC
<b>MIC Equivalent Input Noise (EIN)</b>		100 dB
<b>S/N Ratio (20 kHz BW)</b>		97 dB
<b>Line Input Sensitivity (Gain min./max.)</b>		Continuously variable from 2V to 0.1V RMS
<b>Line Out Bandwidth</b>		20 Hz - 20 kHz <0.03% THD+N
<b>Line Out Level</b>		3 V (+10 dB)
<b>Line Output</b>		600-ohm electronically balanced, via 3-pin Phoenix on 6-pin Phoenix Plug/Header
<b>THD+N @ 1 kHz</b>		<0.03%
<b>Connectors:</b>	<b>Power</b>	10A Line Cord C14 IEC Inlet
	<b>Line/MIC Input</b>	Channels 1, 2 Balanced 3-pin Phoenix Plugs/Headers and Balanced 3-pin Neutrik XLRs; Channel 3 Balanced 3-pin Phoenix on 6-pin Phoenix Plug/Header and Balanced 3-pin Neutrik XLR; Channel 4 Balanced 3-pin Phoenix only via 6-pin Phoenix Plug/Header; RJ45: USB 2.0 Type A
	<b>(PTT) Push-to-Talk Mic Connection</b>	DDU250 or equivalent: 500-ohm impedance with a 4-conductor cable (2 shielded); PTT dry contact switch input on pin-5 of 6-pin Phoenix Plug/Header
	<b>Outputs</b>	Line Out balanced via 3-pin Phoenix on 6-pin Phoenix Plug/Header; Streaming out via Nyquist network
<b>AES3 (IEC-60958 Type-I) Digital Input</b>		Channel 1 alternately functions as an AES Digital Input (110-ohm Input Impedance)
<b>AC Input Voltage Range</b>		85 VAC to 265 VAC 50/60 Hz
<b>Maximum AC Current</b>		0.6A
<b>Indicators</b>		Status & Power LEDs (front) / Network LEDs (rear)
<b>Operating Temperature Range</b>		-15 C to +40
<b>DSP Based Audio Features</b>		16-band Graphic Equalizer; Signal Present and Clip Monitor; Adjustable High Pass, Low Pass and Bandpass Filters; Noise Gate; Compressor/Limiter; 7-band Parametric Equalizer
<b>Networking</b>		Cat5 or better 10/100 network connectivity to Bogen's Nyquist network
<b>Product Weight</b>		2.6 lbs.
<b>Physical Dimensions:</b>		1/2 Rack Width x 1RU
	<b>Single Rack Space (1RU)</b>	8.0" W x 1.70" H x 8.6" D (Depth includes Phoenix connectors: width is without rack mount brackets attached: height excludes rubber mounting feet)

### Limited Warranty, Exclusion of Certain Damages

The **NQ-P0100** is warranted to be free from defects in materials and workmanship for five (5) years from the date of sale to the original purchaser. Any part of the product covered by this warranty that, with normal installation and use, becomes defective (as confirmed by Bogen upon inspection) during the warranty period will be repaired or replaced by Bogen, at Bogen's option, with new or refurbished product, provided the product is shipped insured and prepaid to: Bogen Factory Service Department: 4570 Shelby Air Drive, Suite 11, Memphis, TN 38118, USA. Repaired or replacement product(s) will be returned to you freight prepaid. This warranty does not extend to any of our products that have been subjected to abuse, misuse, improper storage, neglect, accident, improper installation or have been modified or repaired or altered in any manner whatsoever, or where the serial number or date code has been removed or defaced.

THE FOREGOING LIMITED WARRANTY IS BOGEN'S SOLE AND EXCLUSIVE WARRANTY AND THE PURCHASER'S SOLE AND EXCLUSIVE REMEDY. BOGEN MAKES NO OTHER WARRANTIES OF ANY KIND, EITHER EXPRESS OR IMPLIED, AND ALL IMPLIED WARRANTIES OF MERCHANTABILITY OR FITNESS FOR A PARTICULAR PURPOSE ARE HEREBY DISCLAIMED AND EXCLUDED TO THE MAXIMUM EXTENT ALLOWABLE BY LAW. Bogen's liability arising out of the manufacture, sale or supplying of products or their use or disposition, whether based upon warranty, contract, tort or otherwise, shall be limited to the price of the product. IN NO EVENT SHALL BOGEN BE LIABLE FOR SPECIAL, INCIDENTAL OR CONSEQUENTIAL DAMAGES (INCLUDING, BUT NOT LIMITED TO, LOSS OF PROFITS, LOSS OF DATA OR LOSS OF USE DAMAGES) ARISING OUT OF THE MANUFACTURE, SALE OR SUPPLYING OF PRODUCTS, EVEN IF BOGEN HAS BEEN ADVISED OF THE POSSIBILITY OF SUCH DAMAGES OR LOSSES. Some States do not allow the exclusion or limitation of incidental or consequential damages, so the above limitation or exclusion may not apply to you. This warranty gives you specific legal rights, and you may also have other rights which vary from State to State.

Products that are out of warranty will also be repaired by Bogen Factory Service Department -- same address as above or call 201-934-8500, at owner's expense. Returned products which do not qualify for warranty service, may be repaired or replaced at Bogen's option with a previously repaired or refurbished items. The parts and labor involved in these repairs are warranted for 90 days when repaired by the Bogen Factory Service Department. All parts and labor charges as well as shipping charges will be at the owner's expense.

All returns require a Return Authorization number. For most efficient warranty or repair service, please include a description of the failure.

09/2017



## NETWORKED 4-CHANNEL AUDIO POWER GEN 2 AMPLIFIERS

### Models NQ-A4060-G2, NQ-A4120-G2, NQ-A4300-G2



Model NQ-A4300 shown

#### DESCRIPTION

Bogen's Nyquist based networked audio power amplifiers offer cost-effective performance for permanent installations and commercial sound, and are designed to meet the rigorous requirements of today's sophisticated sound systems. Designed with the commercial sound contractor in mind, they provide unparalleled flexibility and versatility without the need for add-on modules. They offer state-of-the-art, built-in DSP software for extensive and comprehensive signal processing, including factory loudspeaker presets, which turns the amplifier into a complete audio solution.

These 4-channel amplifiers are available in 240, 480, and 1200-watt models, each with the same features to provide power and performance, no matter how large or small the application.

In addition to their extensive flexibility, the Nyquist based networked audio power amplifiers use the latest in Class D amplifier technology and provide unparalleled sonic quality, exceptional reliability, and reduced heat output for increased operating efficiency.

#### FEATURES

- 2 dedicated Balanced Line Inputs (both Phoenix plug & XLR)
- Line Input that can be routed-out over the Nyquist network
- Network-based audio input (paging, audio distribution)
- 4 ohm, 8 ohm, 25V, and 70V outputs
- GUI based DSP control
  - 16-band Graphic Equalizer
  - Signal Present and Clip Monitor
  - Adjustable High Pass, Low Pass, and Bandpass Filters
  - Noise Gate
  - Compressor/Limiter
  - 7-band Parametric Equalizer
- Switch selectable 4-channel, 30channel, or 2-channel bridged operation
- Safety: CAN/CSA C22.2 No. 62368-1:2014; UL62368-1:2014; EN 62368-1:2014
- EMC: FCC Part 15b Class A; ICES-003, Issue 6: 2016; EN 55032:2012; EN 55035:2017
- 1/2 Rack Width – Wall, Rack, or Shelf mountable – 2RU packages
- 19" Rack Mount Kit (NQ-RMK03; sold separately)

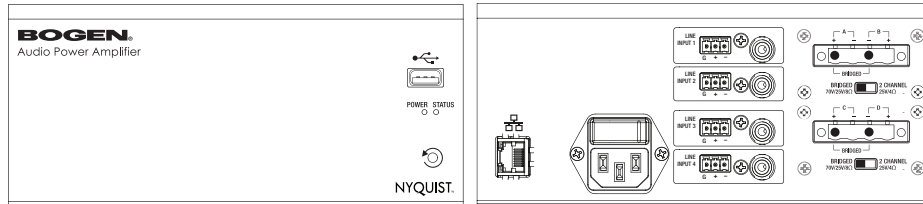
#### A & E SPECIFICATIONS

The Nyquist based four channel amplifier shall be a model \_\_\_\_\_, rated at \_\_\_\_\_ watts RMS per channel (NQ-A4060-G2/4x60 watts, NQ-A4120-G2/4x120 watts, and NQ-A4300-G2/4x300 watts) with switch selectable 4-channel, 3-channel, or 2-channel bridged operation. The amplifier shall have two dedicated Balanced Line Inputs with both Phoenix plug and XLR connections for each input. The amplifier shall provide a frequency response from 20-20 kHz +/- 0.25 dB at rated power. Distortion shall be less than 0.03%. The amplifier shall include GUI based DSP controls; 16-band Graphic Equalizer; Signal Present and Clip Monitor; Adjustable High Pass, Low Pass, and Bandpass Filters; Noise Gate; Compressor/Limiter; and 7-band Parametric Equalizer. Outputs shall be provided for 4-ohm, 8-ohm, 25V, and 70V distributed systems. The amplifier shall be rack mountable 1/2 Rack Width – Wall, Rack, or Shelf mountable 1RU and 2RU packages or by using a 19" Rack Mount Kit (NQ-RMK03; sold separately). It shall carry the necessary safety agency listings for both the United States and Canada. The amplifier shall employ convection air cooling. Amplifiers that require fans for cooling shall not be considered equal.



The E7000 Series is built upon Bogen's award winning Nyquist software-based IP communications platform, which provides users with unparalleled flexibility and scalability in whatever their application.

Models NQ-A4060-G2,  
NQ-A4120-G2, & NQ-A4300-G2  
Front/Rear Panels



## TECHNICAL SPECIFICATIONS

	<b>NQ-A4060-G2</b>	<b>NQ-A4120-G2</b>	<b>NQ-A4300-G2</b>	
<b>Power Output 4-Ch. Mode (per Ch.)</b>	60W @ 25V/4 ohms	120W @ 25V/4 ohms	300W @ 25V/4 ohms	
<b>Power Output 2-Ch. Bridged Mode (per Ch.)</b>	120W @ 70V/25V/8 ohms	240W @ 70V/25V/8 ohms	600W @ 70V/25V/8 ohms	
<b>Line-In Sensitivity (Gain min./max.)</b>	Continuously variable from 2V to 0.1V RMS			
<b>S/N Ratio (20k BW)</b>	97 dB			
<b>Power Output Bandwidth</b>	20 Hz-20 kHz < .03% THD+N			
<b>THD+N @ 1 kHz rated power</b>	< .03%			
<b>Rated Load Impedance (min. per Ch.)</b>	8 ohms Bridged / 4 ohms Non-Bridged			
<b>Frequency Response @ 1 Watt</b>	20 Hz-20 kHz +/- 0.25 dB			
<b>Class of Operation</b>	Class D			
<b>Connectors</b>	<b>Power</b>	10A Line Cord C14 IEC Inlet	10A Line Cord C14 IEC Inlet	12A Line Cord C14 IEC Inlet
	<b>Input</b>	Balanced 3-pin Phoenix Plug/Header, Balanced 3-pin Neutrik XLR, RJ45, USB 2.0 Type A		
	<b>Output</b>	4-pin "touch proof" Phoenix Plug/Header		
<b>Line Inputs</b>	Two (2) 10k ohm electronically balanced, 3-pin Phoenix and 3-pin Neutrik XLR			
<b>AC Input Voltage Range</b>	85 VAC to 265 VAC 50/60 Hz			
<b>Maximum AC Current</b>	4A	6A	12A	
<b>Indicators</b>	Status & Power LEDs (front) / Network LEDs (rear)			
<b>Operating Temperature Range</b>	-15 C to +40 C			
<b>Thermal Emissions (Full Power)</b>	180 BTU/hr.	270 BTU/hr.	450 BTU/hr.	
<b>Cooling</b>	Convection			
<b>Protection</b>	RF, DC, Low Frequency, Thermal, Low Impedance, Short Circuit, Clip Limiting			
<b>DSP Based Audio Features</b>	16-band Graphic Equalizer; Signal Present and Clip Monitor; Adjustable High Pass, Low Pass, and Bandpass Filters; Noise Gate; Compressor/Limiter; 7-band Parametric Equalizer			
<b>Special Features</b>	Sleep Mode (defeatable), Power Factor Correction (PFC), 89% Amplifier Efficiency, On/Off Muting, Bridge Mode Switch			
<b>Networking</b>	Cat5 or better 10/100 network connectivity to Bogen's Nyquist network			
<b>Product Weight</b>	6.3 lbs.	6.3 lbs.	8.6 lbs.	
<b>Physical Dimensions:</b>	1/2 Rack Width x 2RU*			
<b>*Double Rack Space (2RU)</b>	8.00" W x 3.43" H x 13.48" D (Depth includes Phoenix connectors: width is without rack mount brackets attached: height excludes rubber mounting feet)			

### Limited Warranty, Exclusion of Certain Damages

The NQ-A4060-G2, NQ-A4120-G2, NQ-A4300-G2 are warranted to be free from defects in materials and workmanship for five (5) years from the date of sale to the original purchaser. Any part of the product covered by this warranty that, with normal installation and use, becomes defective (as confirmed by Bogen upon inspection) during the warranty period will be repaired or replaced by Bogen, at Bogen's option, with new or refurbished product, provided the product is shipped insured and prepaid to: Bogen Factory Service Department: 4570 Shelby Air Drive, Suite 11, Memphis, TN 38118, USA. Repaired or replacement product(s) will be returned to you freight prepaid. This warranty does not extend to any of our products that have been subjected to abuse, misuse, improper storage, neglect, accident, improper installation or have been modified or repaired or altered in any manner whatsoever, or where the serial number or date code has been removed or defaced.

THE FOREGOING LIMITED WARRANTY IS BOGEN'S SOLE AND EXCLUSIVE WARRANTY AND THE PURCHASER'S SOLE AND EXCLUSIVE REMEDY. BOGEN MAKES NO OTHER WARRANTIES OF ANY KIND, EITHER EXPRESS OR IMPLIED, AND ALL IMPLIED WARRANTIES OF MERCHANTABILITY OR FITNESS FOR A PARTICULAR PURPOSE ARE HEREBY DISCLAIMED AND EXCLUDED TO THE MAXIMUM EXTENT ALLOWABLE BY LAW. Bogen's liability arising out of the manufacture, sale or supplying of products or their use or disposition, whether based upon warranty, contract, tort or otherwise, shall be limited to the price of the product. IN NO EVENT SHALL BOGEN BE LIABLE FOR SPECIAL, INCIDENTAL OR CONSEQUENTIAL DAMAGES (INCLUDING, BUT NOT LIMITED TO, LOSS OF PROFITS, LOSS OF DATA OR LOSS OF USE DAMAGES) ARISING OUT OF THE MANUFACTURE, SALE OR SUPPLYING OF PRODUCTS, EVEN IF BOGEN HAS BEEN ADVISED OF THE POSSIBILITY OF SUCH DAMAGES OR LOSSES. Some States do not allow the exclusion or limitation of incidental or consequential damages, so the above limitation or exclusion may not apply to you. This warranty gives you specific legal rights, and you may also have other rights which vary from State to State.

Products that are out of warranty will also be repaired by Bogen Factory Service Department -- same address as above or call 201-934-8500, at owner's expense. Returned products which do not qualify for warranty service, may be repaired or replaced at Bogen's option with a previously repaired or refurbished item. The parts and labor involved in these repairs are warranted for 90 days when repaired by the Bogen Factory Service Department. All parts and labor charges as well as shipping charges will be at the owner's expense.

All returns require a Return Authorization number. For most efficient warranty or repair service, please include a description of the failure.

09/2017

## Bogen Nyquist VoIP Wall Baffle Combo Speaker with Integrated LED Text Display and LED Flasher (Model NQ-S1810WBC)



### Description

The Bogen Nyquist NQ-S1810WBC VoIP wall baffle combo speaker unit provides the same superior features as the NQ-S1810WT-G3 with the addition of a red LED messaging display and programmable flasher. There is no need for external amplifiers, traditional intercom wiring, or transformer taps to manually set or adjust. Connect the speakers via Cat5 to a PoE capable network switch (or add a PoE Injector for a non-PoE switch), add the station into the system and it is ready to operate. The message display can show a clock with date and time (seconds are optional), or user-programmable messaging for standard or emergency announcements. The flasher is completely programmable for color, duty cycle, and duration to differentiate alert types, and can be triggered independent of the message display.

As one would expect from Bogen, the HD audio quality is superb, with excellent incoming and outgoing intelligibility. Many two-way speakers use the speaker itself as the microphone, resulting in poor talkback audio quality. The Nyquist Series VoIP Wall Baffle speakers use a separate high-performance MEMS microphone to achieve superior talkback audio.

### Key Benefits

- ✓ **LED Message Display** to visually inform students and personnel of the date and time, or scroll emergency or standard messages
- ✓ **Programmable messages** for predefined or manually-input messages, with longer ones (up to 63 characters) scrolled across the display for a defined period of time
- ✓ **Programmable flasher** for gaining audience attention; use different colors for different types of alerts (e.g., fire, lockdown, weather, etc.) and system events.
- ✓ **Routines/Routines API functionality** for displaying messages, alerts, and flashes via predefined Routines triggered through system events or API calls

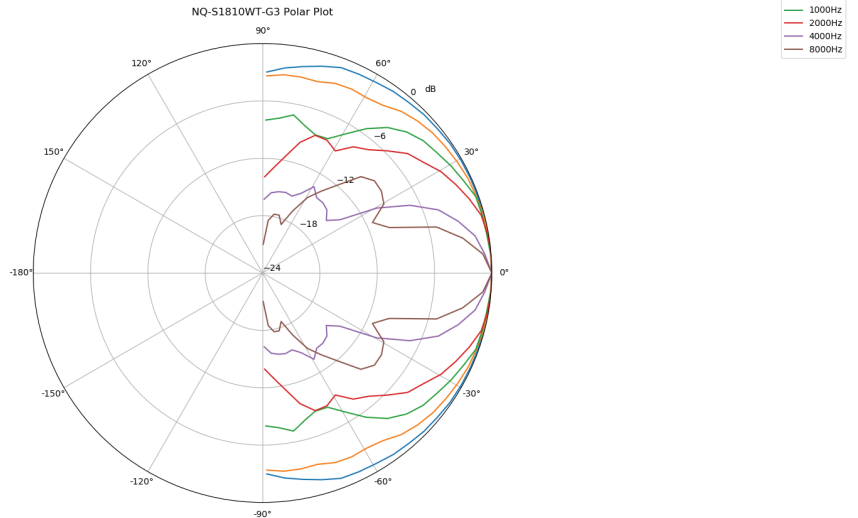
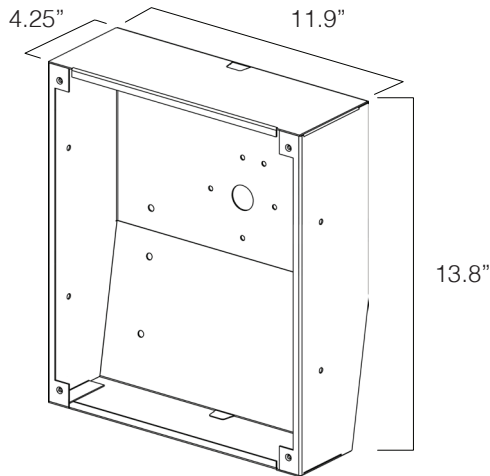
# Features

- 10/100 Ethernet connection
- PoE Class 3 - IEEE 802.3af compliant
- DHCP deployment for easy installation
- Pre-assembled for easy installation
- 10W integrated audio amplifier
- Reset button for restoring factory settings
- Form-C SPDT type 2A @ 30V DC dry contact relay output
- Built-in 72-hour automatic back-up Bell Schedules
- Selectable 12 or 24 hour clock time format
- DSP-based noise rejection and voice bandwidth optimization
- MEMS microphone for superior talkback audio
- CAN Bus 2.0 Interface connects to Nyquist Digital Call Switches (NQ-E7020-G2)
- Anti-reflective lens cover optimizes readability
- High density dot matrix display provides a wide viewing angle
- Extra large messaging characters
- Easy to read large clock display
- Display can be disabled by schedule to conserve power
- Separately adjustable display and flasher brightness levels - Off, Low, Medium, and High

---

# Technical Specifications

<b>Cone Diameter:</b>	8" (paper)
<b>Magnet Weight:</b>	10 oz.
<b>Power Rating (max.):</b>	10 Watts
<b>Frequency Response:</b>	95Hz-20kHz
<b>Sensitivity (min.):</b>	94 dB (1W @ 1m on axis)
<b>THD+N @ 1 kHz rated power:</b>	<1%
<b>Dispersion (min.):</b>	110°
<b>Display Type:</b>	High density dot matrix
<b>Character Heights:</b>	
<i>Message Display:</i>	1-15/16"
<i>Time Display:</i>	HH, MM - 2-1/16"
<i>Date Display:</i>	11/16"
<b>Flasher:</b>	Three high intensity RGB LEDs; Colors are software selectable: Amber, Blue, Green, Orange, Red, Violet, White, and Yellow
<b>Flasher Pattern:</b>	Disabled, Slow, Fast, Double, Triple, and Quad
<b>Software Power Taps:</b>	8, 4, 2, 1, 1/2, 1/4, 1/8 Watts
<b>CAN Bus 2.0 Connector:</b>	CAN Bus is via a Phoenix-style connector
<b>Output Connector:</b>	Relay via a Phoenix-style connector
<b>Operating Temperature:</b>	32°F to 100°F non-condensing
<b>Special Features:</b>	MEMS talkback microphone
<b>Networking:</b>	10/100 Ethernet
<b>Power-over-Ethernet Standard:</b>	Class 3 802.3af compliant
<b>Certifications:</b>	UL62368-1, EN55032, EN55035
<b>Product Weight:</b>	13 Lbs.
<b>Physical Dimensions:</b>	11.9" W x 13.8" H x 4.8" D
<b>Mounting Options:</b>	Flush, Surface Mount (Straight or 10° down angle)
<b>Construction:</b>	Powder coated steel back box and plastic injection molded front bezel with Powder coated metal grille.



## Applications



## A & E Specifications

The Nyquist VoIP Wall Baffle Combo Speaker (or WBC) with Integrated LED Text Display and LED Flasher (NQ-S1810WBC) shall not require traditional intercom wiring or transformer taps to manually set or adjust volume. Connecting one via Cat5 to a PoE Switch or PoE Injector on the Nyquist system's network allows it to be programmed into the intercom system. Volume control of the 10W integrated amplifier shall be managed via the Nyquist Web UI. The WBC's red LED messaging display shall be capable of displaying 12/24-hour time with or without seconds along with day of the week, month, and date. Using Routines, the display brightness can be adjusted to high, medium, low, or off. The WBC displays user-programmable messaging for standard or emergency announcements. Messages can be up to 63 uppercase characters (lowercase characters will display as uppercase) and, if too long to fit on the display, will scroll. If enabled, a clock showing the date, hour, minutes, and seconds will be displayed on the LED panel whenever a message is not being displayed. The independent LED Flasher can be activated by common system features like Emergency All-Calls or zone pages, playing announcements, tones, or enabled via Routines. The flasher color is controlled through the Nyquist Web UI. The WBC contains one SPDT type control relay output rated at 2A @ 30V DC with the following connections: C (Normally Closed); Common; NO (Normally Open); and G (Ground). The WBC uses a wideband Opus codec for audio distribution. Use of the Opus codec, along with G.722, allows the speakers to deliver High-Definition audio. Systems that don't use Opus codecs for audio distribution shall not be considered equal. Nyquist WBC speakers shall be equipped with a MEMS microphone for superior talkback audio when enabled. The WBC speakers shall contain a Reset button for restoring the appliance back to its factory settings.

### LIMITED WARRANTY, EXCLUSION OF CERTAIN DAMAGES

**NQ-S1810WBC** is warranted to be free from defects in materials and workmanship for five (5) years from the date of sale to the original purchaser. Any part of the product covered by this warranty that, with normal installation and use, becomes defective (as confirmed by Bogen upon inspection) during the warranty period will be repaired or replaced by Bogen, at Bogen's option, with new or refurbished product, provided the product is shipped insured and prepaid to: Bogen Factory Service Department: 4570 Shelby Air Drive, Suite 11, Memphis, TN 38118, USA. Repaired or replacement product(s) will be returned to you freight prepaid. This warranty does not extend to any of our products that have been subjected to abuse, misuse, improper storage, neglect, accident, improper installation or have been modified or repaired or altered in any manner whatsoever, or where the serial number or date code has been removed or defaced.

**THE FOREGOING LIMITED WARRANTY IS BOGEN'S SOLE AND EXCLUSIVE WARRANTY AND THE PURCHASER'S SOLE AND EXCLUSIVE REMEDY. BOGEN MAKES NO OTHER WARRANTIES OF ANY KIND, EITHER EXPRESS OR IMPLIED, AND ALL IMPLIED WARRANTIES OF MERCHANTABILITY OR FITNESS FOR A PARTICULAR PURPOSE ARE HEREBY DISCLAIMED AND EXCLUDED TO THE MAXIMUM EXTENT ALLOWABLE BY LAW.** Bogen's liability arising out of the manufacture, sale or supplying of products or their use or disposition, whether based upon warranty, contract, tort or otherwise, shall be limited to the price of the product. **IN NO EVENT SHALL BOGEN BE LIABLE FOR SPECIAL, INCIDENTAL OR CONSEQUENTIAL DAMAGES (INCLUDING, BUT NOT LIMITED TO, LOSS OF PROFITS, LOSS OF DATA OR LOSS OF USE DAMAGES) ARISING OUT OF THE MANUFACTURE, SALE OR SUPPLYING OF PRODUCTS, EVEN IF BOGEN HAS BEEN ADVISED OF THE POSSIBILITY OF SUCH DAMAGES OR LOSSES.** Some States do not allow the exclusion or limitation of incidental or consequential damages, so the above limitation or exclusion may not apply to you. This warranty gives you specific legal rights, and you may also have other rights which vary from State to State.


Products that are out of warranty will also be repaired by Bogen Factory Service Department -- same address as above or call 201-934-8500, at owner's expense. Returned products which do not qualify for warranty service, may be repaired or replaced at Bogen's option with a previously repaired or refurbished item. The parts and labor involved in these repairs are warranted for 90 days when repaired by the Bogen Factory Service Department. All parts and labor charges as well as shipping charges will be at the owner's expense.

All returns require a Return Authorization number. For most efficient warranty or repair service, please include a description of the failure.

03/2024

# Metal Box Speakers

Models **MB8TSQ**, **MB8TSL**, **MB8TSQVR**, and **MB8TSLVR**



recessed volume control, VR models

## Description

Bogen's MB8TSQ and MB8TSL speakers feature an all-steel surface-mounted enclosure with an 8" cone loudspeaker and multi-tap 4-watt 70V/25V transformer. The MB8TSQ speakers are suitable for ceiling or wall mounting. The MB8TSL speakers are designed primarily for wall mounting, with front face angled downward by 12.5 degrees. Models with VR suffix have a recessed volume control at the center of the grille (see inset).

## Features

- Rugged all-steel surface-mounted enclosure
- Full range 8" cone speaker for excellent intelligibility
- Compatible with 25V or 70V amplifier systems
- Multiple taps at 4, 2, 1, 1/2, 1/4, 1/8 watts
- 4-Watt maximum output power
- Mounting hardware included (toggle bolts, wood screws and wire crimps)
- Knockouts for Wiremold®
- VR Models feature recessed volume control at the center of front speaker grille

## Technical Specifications

Cone Diameter:	8" (paper)
Magnet Weight:	6 oz.
Power Rating (max.):	4 Watts
Transformer Power Taps:	4, 2, 1, 1/2, 1/4, 1/8 Watts
Constant Voltage Amp Type:	70V or 25V
Frequency Response:	110 Hz -15 kHz
Sensitivity (min.):	96 dBspl (1W @ 1m on axis)
Dispersion (min.):	100°
Product Weight:	9 lb.
Enclosure Size:	MB8TSQ(VR) - 11-5/8" W X 11-5/8" H X 4-1/4" D; MB8TSL(VR) - Top: 11-5/8" W X 11-5/8" H X 5-3/8"; - Bottom: 11-5/8" W X 11-5/8" H X 3-1/8" D
Construction:	Painted steel enclosure

## Architect & Engineer Specifications

The speaker shall be a Bogen Model \_\_\_\_\_ (specify MB8TSQ, MB8TSQVR, MB8TSL, or MB8TSLVR). The unit shall include an 8" paper cone speaker with 6 oz. magnet. The frequency response shall be 110 Hz to 15 kHz. Dispersion angle shall be no less than 100°. Sensitivity, measured 1 watt @ 1 meter on axis, shall be a minimum of 96 dBspl.

The unit shall incorporate a transformer with tap selection wires corresponding to power settings of 4, 2, 1, 1/2, 1/4, and 1/8 watts for both 70V and 25V constant voltage speaker systems.

Models with VR suffix shall feature a recessed volume control centered in the front speaker grille.

The speaker enclosure shall be full steel construction and allow for surface mounting. The enclosure shall be painted off-white and measure \_\_\_\_ [specify 11-5/8" W X 11-5/8" H X 4-1/4" D for MB8TSQ(VR) or 11-5/8" W X 11-5/8" H X 5-3/8" D (top) and 11-5/8" W X 11-5/8" H X 3-1/8" D (bottom) for MB8TSL(VR)]. The speaker enclosure shall also provide Wiremold® knockouts.

Front face of models MB8TSL(VR) shall be angled by 12.5 degrees downward. Product weight shall be 9 lb.

Specifications subject to change without notice.  
© 2005 Bogen Communications, Inc., Part No. 54-8023-30D 0809

®Wiremold is a registered trademark of Wiremold/Legrand


**BOGEN®**  
**COMMUNICATIONS, INC.**

www.bogen.com

# BOGEN®

## A-Series All-Environment Loudspeakers

### Models A8, A8T



#### Features

- Indoor and outdoor all-weather speaker with fully-sealed cabinet
- Available versions: 8-ohm and 70V
- Available colors: black and white
- Metal-alloy MDT mid/bass speaker cone delivers natural sound with ultra-low distortion
- Extremely stable, long-lasting MDT cone structure
- High efficiency and power handling for optimum performance
- Dual-layer voice coil with separate inner and outer windings for high output with ultra-low distortion
- MLS fluid voice coil suspension replaces distortion-causing mechanical spider
- Compound rubber surrounds resist UV rays and salt spray
- Gold-plated, rust-proof connectors
- High-density, injection-molded cabinet resists chipping and scratching
- Low-resonance cabinet structure
- Easy-to-grasp multi-faceted mounting brackets with 180° swivel
- Easy to grip, oversized mounting knobs
- Brackets mount with knobs attached for easier and safer installation in hard-to-reach locations
- Heavy-gauge stainless steel bracket
- Corrosion-resistant driver frames & mounting hardware
- Attractive styling with “Armadillo” ridges for stiffness
- 2-way speaker system

#### Description

Bogen's A-Series Armadillo® loudspeakers feature unique technologies that improve sound quality and operating reliability. Attractively styled, they are engineered for both indoor and outdoor applications. The A8 models are high-output, 2-way designs for larger spaces such as clubs, auditoriums, and theme parks. Its high audio intelligibility and superb articulation make it ideal for music or paging applications. The A8 models also feature MDT (Metal Diaphragm Technology) and MLS (Magnetic Liquid Suspension).

#### MDT (Metal Diaphragm Technology):

- High rigidity and low mass of metal versus traditional papers and plastics
- Extremely stable cone structure over long periods of time
- Fast transmission of sound through the diaphragm means low energy storage
- Special anodizing process creates a ceramic coating for increased stiffness
- Efficient heat-sinking of voice coils under long-term, high-power situations

#### MLS (Magnetic Liquid Suspension):

- Voice coil is constantly centered for lower distortion
- Voice coil is more efficiently heat-sunked by fluid instead of air
- Greater linearity is accomplished because the mechanical spider is eliminated
- Constant lubrication of the gap prevents oxidation from outdoor use

## Technical Specifications

MODEL NUMBER	A8	A8T
Frequency Response (-10 dB)*	45 Hz to 17 kHz	
LF Driver	8" MDT Metal-Alloy Cone	
HF Driver	1-1/8" Titanium	
Sensitivity (1W/1 m, 8-ohm)	91 dBspl	
Impedance	8-ohm	70V
Power Handling	175W	64W
Additional Taps	-	32W, 16W
Product Weight	18 lb.	20 lb.
Cabinet Material	Mineral-Filled Polypropylene, UV-inhibited	
Speaker Dimensions	17-7/8" W x 10-1/4" H x 10" D (with bracket)	
Terminations	Gold-Plated, Rust-Proof Barrier Strip	
Environmental	Designed to meet or exceed Mil-Std-810E	
Included Accessories	Color-Matched Stainless Steel Mounting Bracket	
Cabinet Color	Black or White	

\* Half-Space Responses

## Architect & Engineer Specifications

The loudspeaker shall be a Bogen Model A8 (8-ohm) or Model A8T (70V) with a power handling capacity of 175W (8-ohm) or 64W (70V), or approved equivalent, consisting of one 8-inch nominal low frequency transducer and one 1-1/8-inch nominal titanium high frequency transducer with a filter network for dividing frequencies between the transducers. A weather-tight enclosure shall house all components. The enclosure shall be constructed from an injection-molded, high density (30% or greater) mineral-filled polypropylene material compounded with UV inhibitors.

Two molded-in colors shall be made available (Black and White). Perforated speaker grilles shall be made from heavy-gauge PVC, color-matched to the enclosure.

The low frequency driver shall utilize a metal-alloy cone with deep-anodized surface treatment for rigidity and corrosion resistance. The cone shall provide a heat transfer element for the voice coil under high-power input. Compounded rubber cone surrounds shall be formulated to withstand all-environment installations, including salt spray, ultraviolet light (UV), heat, cold, and constant humidity. The voice coil will be centered via a high gauss, low viscosity magnetic fluid (ferrofluid), which increases the heat transfer rate from the voice coil under long-term high-power use. The magnetic fluid shall prevent corrosion from occurring in the magnet gap.

The high frequency driver shall utilize an environmentally stable titanium diaphragm. Ferrofluid shall dampen the voice coil and assist in the heat transfer for higher power capability.

Environmental testing shall ensure long-term operation in all weather. Specifications shall meet or exceed Mil-Std-810E Test Methods for Temperature, Humidity, Ultraviolet Light, and Salt Spray.

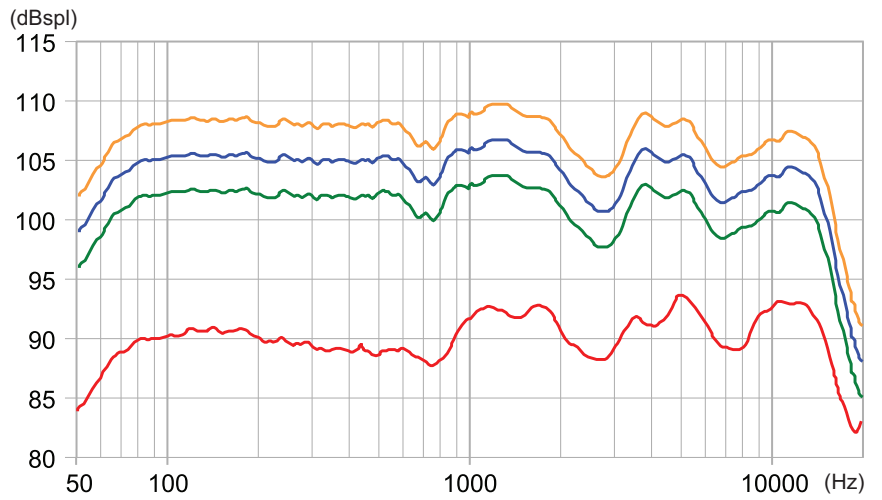
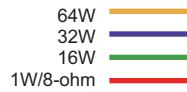
The mounting bracket shall be designed with multiple angles to facilitate installation in corners or when angulation is required. An integral safety strap mounting point shall be included. The loudspeaker shall rotate about its axis a minimum of 180°. The bracket shall be formed from heavy-gauge stainless steel (minimum 3mm thick), and finished with a scratch-resistant paint (color-matched to the enclosure).

The input connectors for 8-ohm and 70-volt systems shall be gold-plated screws with integral clamping washers.

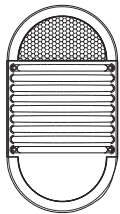
Dimensions of each speaker shall not exceed 17-7/8" W x 10-1/4" H x 10" D (with bracket). Product weight shall not exceed 18 lb. (A8), or 20 lb. (A8T).

## Frequency Response

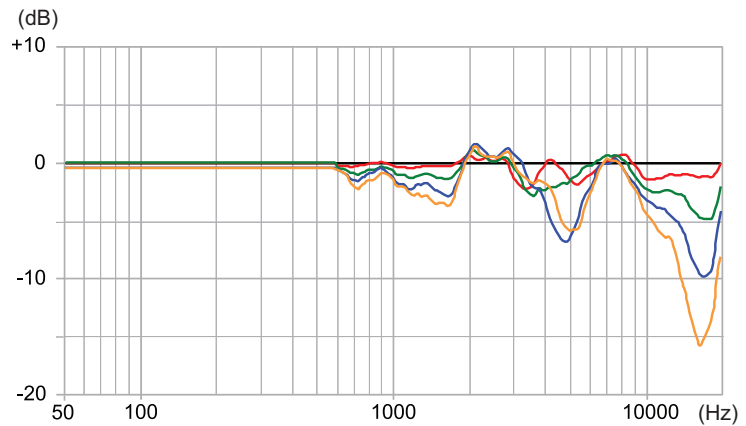
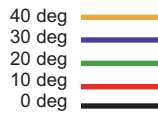
(Half-space @ 1m)



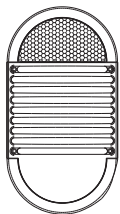
## Horizontal Off-Axis Response



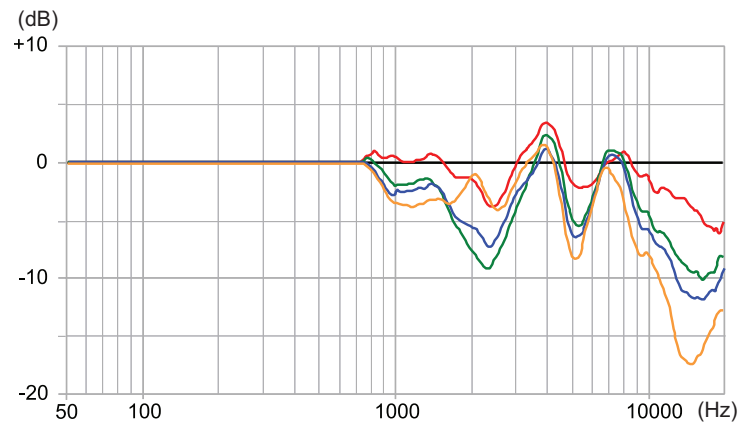
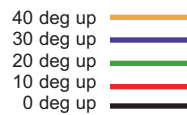
Speaker Orientation



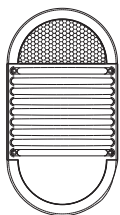
## Vertical Off-Axis Response (Up)



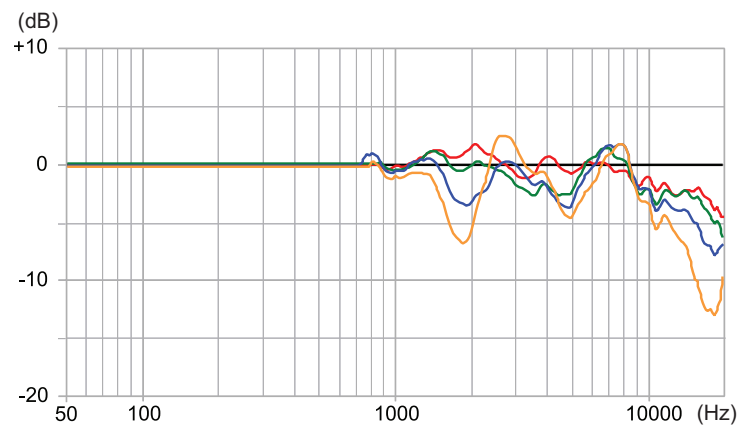

Speaker Orientation



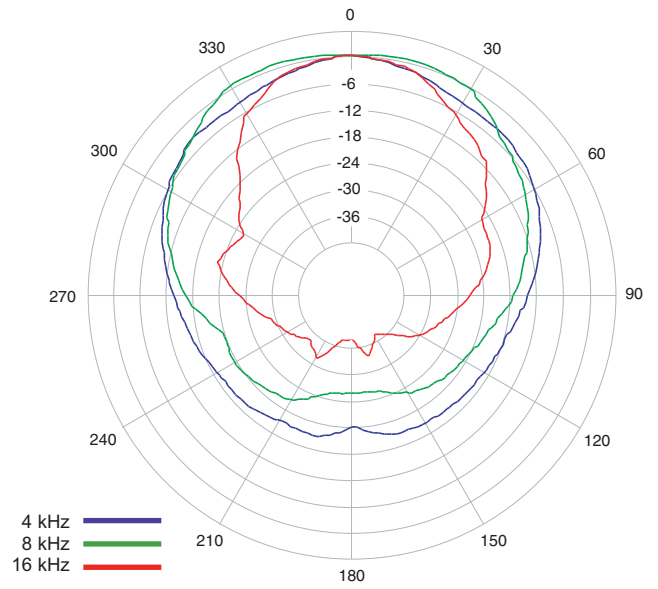
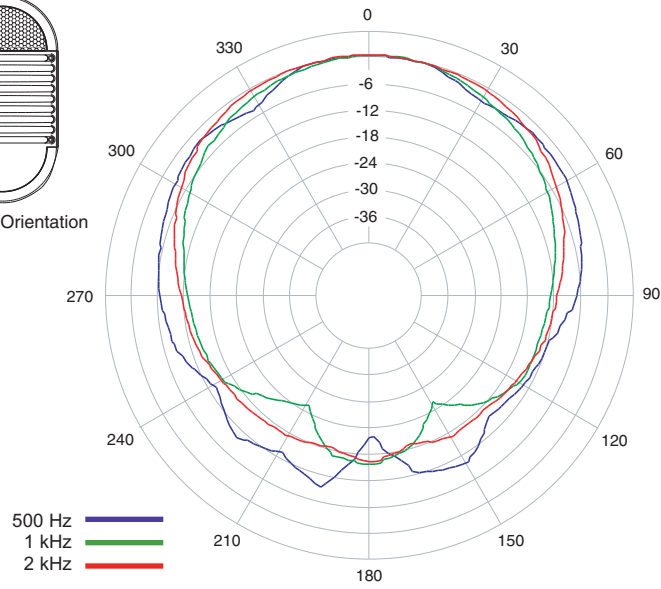
## Vertical Off-Axis Response (Down)



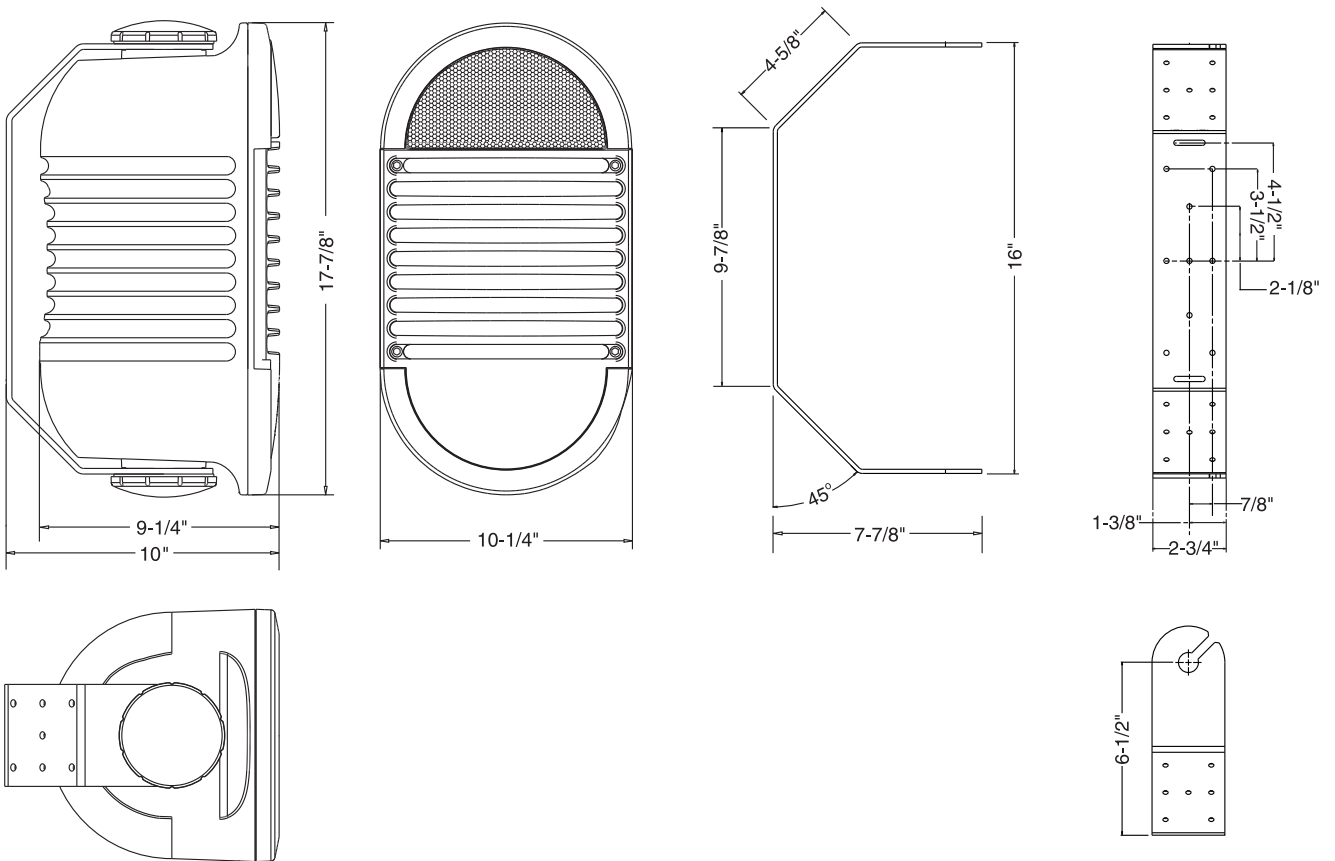
Speaker Orientation



## Horizontal Polar Response



## Mechanical Drawings





## Pendant Speakers

Models:

OPS1W (Off-white)  
& OPS1B (Dark Gray)



**OPS1W**  
(Off-white)



**OPS1B**  
(Dark Gray)

### Description

The Bogen Orbit Pendant Speaker (OPS1) is the ideal choice for high ceiling and open space environments.

The OPS1 features MLS and MDT technologies (see below), which improve sound quality and increase operating reliability.

The low-distortion speaker design, featuring a spiderless driver and one-piece metal-alloy cone structure, delivers superb articulation and the highest intelligibility for both music and speech.

#### MDT (Metal Diaphragm Technology):

- Solid, one-piece cone structure eliminates the traditional dust cap
- Extremely stable cone structure over extended periods
- Fast transmission of sound through the diaphragm means low energy storage
- Special hard anodizing process creates a ceramic surface for increased stiffness
- Super-efficient thermal path for cooling the voice coil (not paper or plastic)
- High rigidity and low mass versus typical paper or plastic cones

#### MLS (Magnetic Liquid Suspension):

- Magnetic liquid (Ferrofluid) injected into magnet gap
- Constant lubrication of the gap prevents oxidation from occurring
- Voice coil is most efficiently cooled by fluid path rather than air
- Lower distortion via stronger centering forces on voice coil
- Increased reliability, particularly in high power daily use systems

### Features

- Wide dispersion coaxial driver for broad, even 140° coverage
- Stable, high definition metal-alloy cone
- MDT cone design delivers detailed sound
- MLS eliminates conventional centering “spider” for more accurate voice coil centering
- High-efficiency drivers deliver superior performance
- Extremely good off-axis response
- Computer-matched venting system for full bass output
- High power handling capability for foreground sound
- Selectable power taps via front-mounted control
- 16-ohm input for non-transformer multi-speaker systems
- Easy wiring with snap-on connector
- Connector provides loop-through to next speaker
- Easy to use cable suspension system that includes three suspension cables with attached forged eyebolts
- Threaded brass insert point for optional safety cable eye bolt
- Low-resonance cabinet structure
- Off-white or dark gray textured finish; easily painted to match theme decors
- Attractive, contemporary, sturdy steel grille assembly with fine perforations
- Listed to UL Standard 60065 for US and Canada
- Accessory 10-foot long cable kit for use as main drop cable or safety cable (Model CK10 sold separately)

## Technical Specifications

SPECIFICATIONS	OPS1
Frequency Response (-10 dB) *	45 Hz to 19 kHz
LF Driver	6-1/2" MDT Metal-Alloy Cone (MLS Voice Coil Centering System)
HF Driver	20mm (3/4") Polycarbonate Dome
Sensitivity (1W/1 m)	89.5 dBspl (Average 100 Hz - 10 kHz)
Dispersion	140 degrees
Impedance Ratings	Low (16 ohms) / High (70V/100V)
Power Input (Max.)	100W @ 16 ohms; 32W @ 70V/100V
Power Settings (in watts)†	70V: 32, 16, 8, 4, 2, 1 100V: 32, 16, 8, 4, 2
Enclosure Material	Fire-rated (94VO) ABS
Grille Material	Powder-Coated Perforated Metal
Terminations	4 Terminal Snap-Lock Input Connector
Product Weight	10 lb.
Speaker Dimensions	15" dia. x 9-1/4" D
Included Accessories	(3) Suspension Cables; (3) Forged Eye Bolts; (3) Nuts; (1) Quick-Snap Clip; (1) Snap-Lock Input Connector
Optional Accessories	Cable Kit (CK10)
Enclosure Finish & Color	Textured Off-white or Dark Gray

\* Free-Space Response, 16-ohm input

† Front panel switch selected (under grille)

## Architect & Engineer Specifications

The loudspeakers shall be ORBIT Model OPS1W (Off-white), and OPS1B (Dark Gray) or approved equivalent, consisting of one 6-1/2" (nominal) low frequency transducer, and one 20mm (3/4") (nominal) high frequency transducer with a filter network for dividing frequencies between the transducers.

An injection-molded, ABS material containing fire inhibitors with a 94VO rating, shall house all components.

The enclosure shall be supplied in either off-white or dark gray in color with a mild texture finish to promote paint adhesion if desired. A perforated speaker grille shall be made from heavy-gauge steel, color-matched to the enclosure.

The low-frequency driver shall utilize a metal-alloy cone with hard-anodized surface treatment for rigidity and corrosion resistance. The cone shall provide a heat transfer element for the voice coil under high-power input. A compounded rubber cone surround shall be formulated to withstand environmental conditions with high or low heat, high or low humidity, and ultra-violet light. The voice coil shall be protected via a high gauss low viscosity magnetic liquid (ferrofluid), to prevent corrosion from occurring in the magnet gap. The fluid will also serve as a thermal path to further reduce heat build-up in the voice coil. The driver will utilize the ferrofluid to provide a centering force for the voice coil in the magnet gap.

The high-frequency driver shall utilize a diaphragm consisting of black polycarbonate. Ferrofluid shall dampen the voice coil and facilitate the transfer of heat from the coil to the magnet structure.

The hanging cables shall be designed with forged eye bolts captured on one end to attach directly to the enclosure. The other end of the cables shall have a secured loop that will attach to a quick connect clip. An integral safety cable attachment point shall be included in the enclosure. An optional 10-foot cable kit (CK10) shall be available to serve as a back-up safety cable or main suspension drop cable. An internal safety strap ensures that the drivers are secured to the upper suspension.

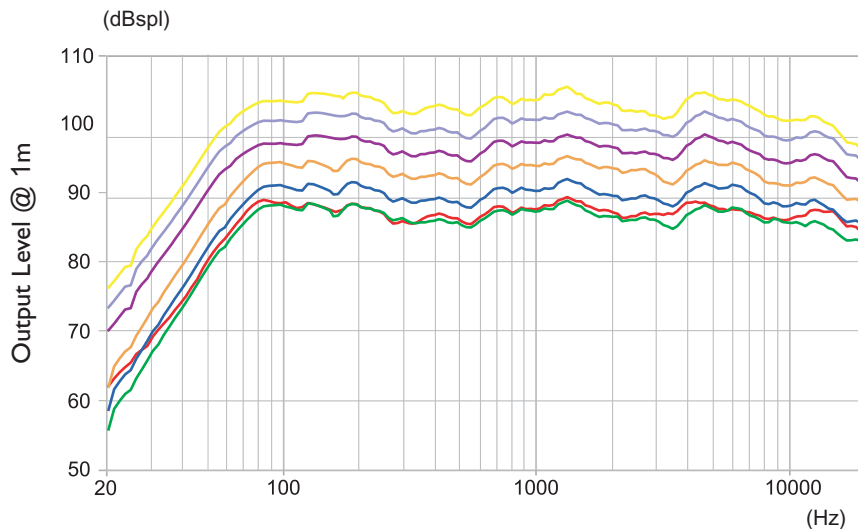
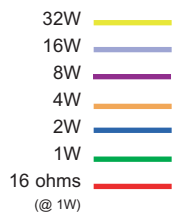
The input connector shall be a 4-screw snap-lock removable connector, providing "loop-through" for additional speakers.

Power input selection shall be via a front-mounted rotary switch, located under the removable grille. 70V (high-impedance) tap selections shall be 1, 2, 4, 8, 16, and 32 watts; 100V (high-impedance) tap selections shall be 2, 4, 8, 16, and 32 watts. A low-impedance 16-ohm selection shall also be provided. Dispersion area shall be 140°.

Dimensions of the speaker shall not exceed 15" diameter x 9-1/4" high. Product weight shall not exceed 10 lb.

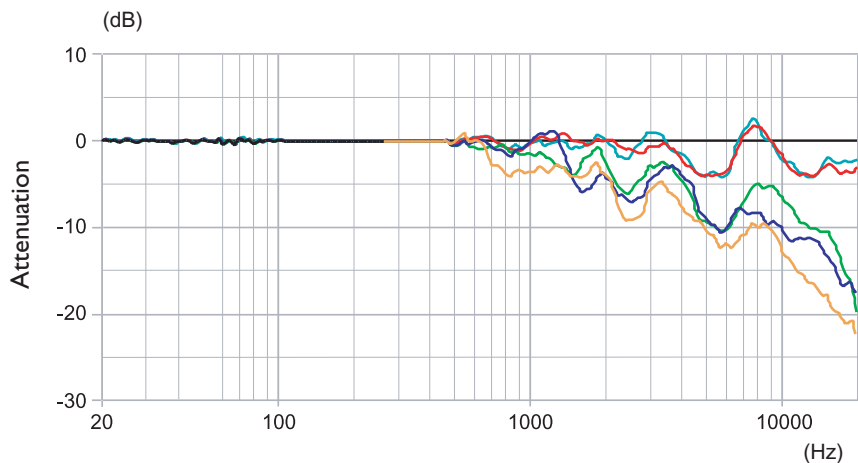

## Frequency Response

Open space @ 1m

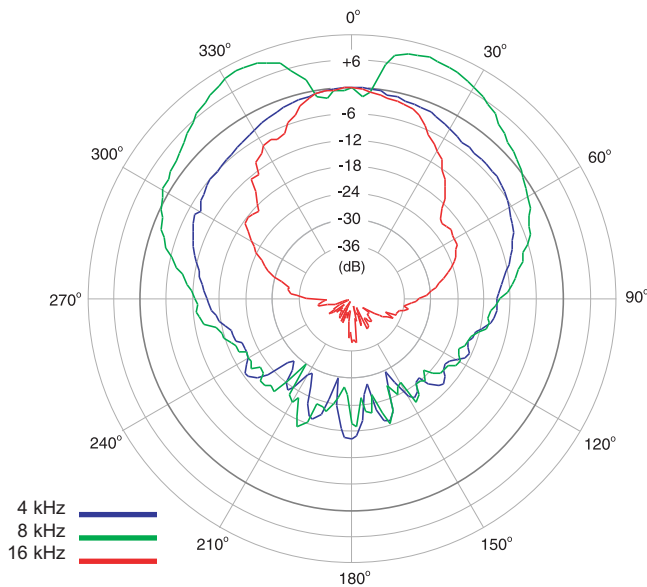
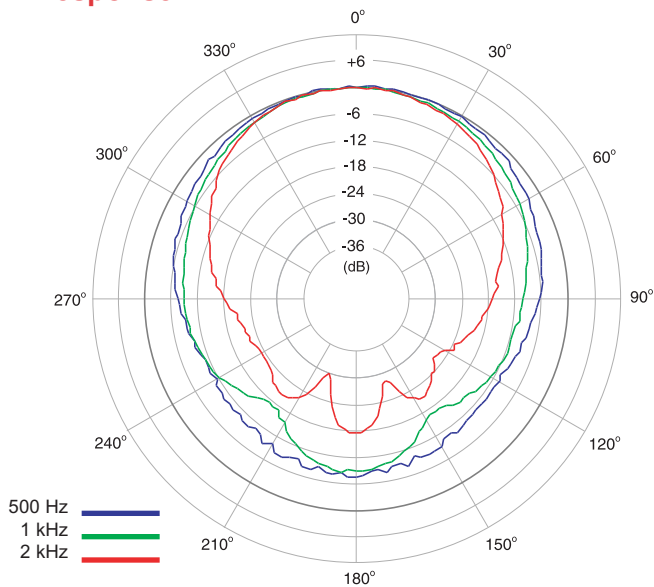


## Off-Axis Response

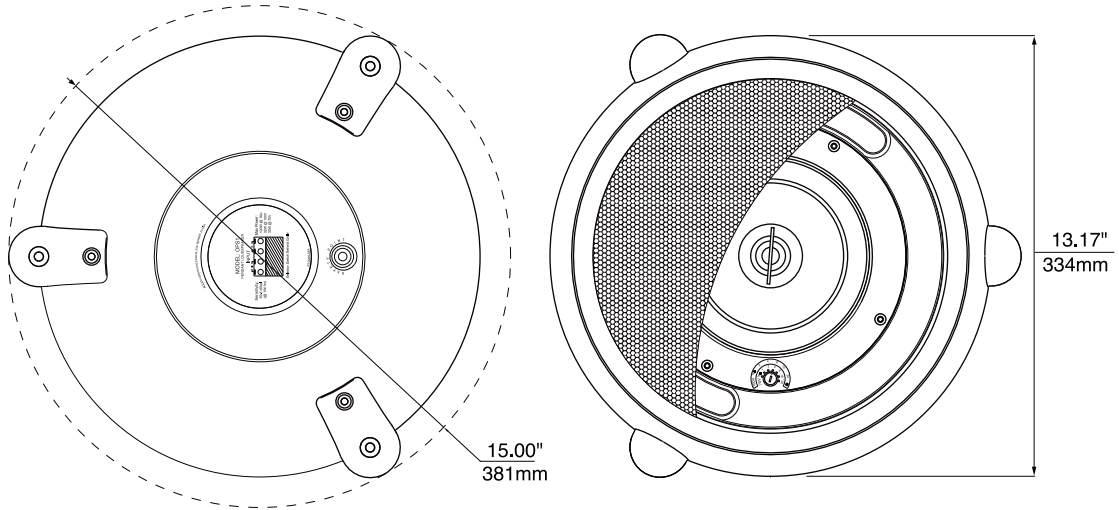
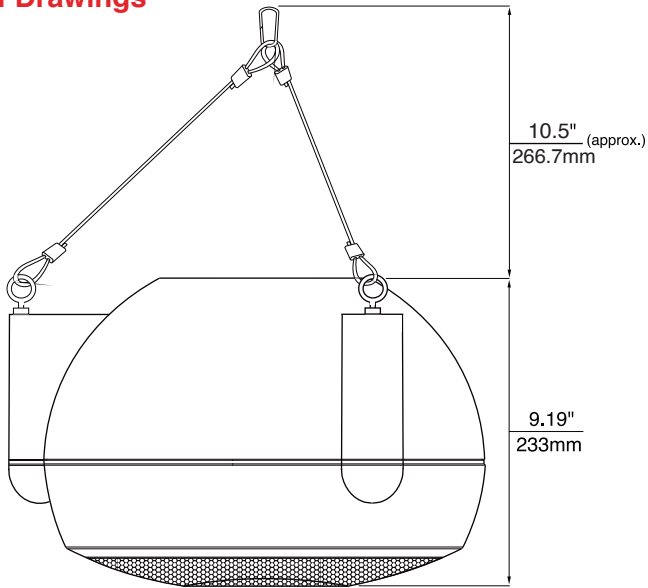
Graph shows modification to an on-axis response.



## Polar Response



**Mechanical Drawings**



(Grille shown partially removed)

# Reentrant Horn Loudspeakers

## Models SPT15A and SP158A



### Description

The Bogen SPT15A and SP158A are compact, high intelligibility, reentrant type loudspeakers, designed for one-way or two-way sound and communication systems. Their sturdy, weatherproof, all-metal construction is ideal for indoor and outdoor use in industrial plants, warehouses, schools, construction sites, transportation terminals, and recreational areas.

The Model SPT15A has a built-in, rotary impedance selector switch for matching the speaker power requirements to a 25V or 70V constant-voltage line. The model SP158A has an 8-ohm impedance only.

### Features

- High intelligibility and efficiency; ideal for both one-way and talk back applications
- Weatherproof, all-metal construction
- 15 watts; 25/70 volt (SPT15A) or 8-ohm (SP158A) operation
- Tap settings for 70V: 15, 7.5, 3.8, 1.8, 0.9 watts; for 25V: 15, 7.5, 1.8, 0.94, 0.46 watts
- Rotary tap impedance selector on SPT15A
- Tilt and swivel base for easy positioning
- Screw terminals make installation fast and easy
- All-purpose mounting bracket
- Self-aligning, field replaceable diaphragm
- Mocha enamel finish
- Limited lifetime warranty
- Mountable to I-beam flange using Bogen's BC1 Beam Clamp (sold separately)
- Mountable to electrical box using Bogen's HSES10 mounting strap (sold separately)
- Terminal Cover (TCSPT1) allows connection of conduit fittings to horn speakers (sold separately)

**BOGEN®**

Specifications subject to change without notice.  
© 1995 Bogen Communications, Inc.  
54-7612-05D 0904

**Technical Specifications**

**Power Rating (RMS):** 15 watts continuous, 20 watts equalized

**Frequency Response:** 275 Hz to 14 kHz

**Impedance:**

*SPT15A* — 25/70 volts

*SP158A* — 8 ohms

**Sound Pressure Level:** 121 dB @ four feet on axis with 15 watt input @ 1000 Hz

**Dispersion:** 110°

**Sensitivity as Microphone:** -22 dBm [Ref: 10 dynes/cm<sup>2</sup>]

**Dimensions:** 9" Diameter x 9-1/4" D

**Product Weight:**

*SPT15A* — 4 lb.

*SP158A* — 3 lb.

**Finish:** Textured mocha enamel

**Impedance Selector Switch Settings (SPT15A only):** 25V @ 15, 7.5, 1.8, 0.94, 0.46 watts  
70V @ 15, 7.5, 3.8, 1.8, 0.9 watts

Sound Pressure Level in dB @ 1000Hz:	Watts	Feet on Axis				
		4	8	16	32	64
<i>15</i>	<i>15</i>	121	115	109	103	97
<i>7.5</i>	<i>7.5</i>	118	112	106	100	94
<i>3.8</i>	<i>3.8</i>	115	109	103	97	91
<i>1.8</i>	<i>1.8</i>	112	106	100	94	88
<i>0.9</i>	<i>0.9</i>	109	103	97	91	85
<i>0.46</i>	<i>0.46</i>	106	100	94	88	82

**Architect and Engineer Specifications**

The loudspeaker shall be a Bogen Model \_\_\_\_ (specify SPT15A or SP158A), or approved equal, reentrant type horn loudspeaker. The frequency response shall be 275 Hz to 14 kHz. Rated power output shall be 15 watts, RMS continuous. Dispersion shall be 110°. Sound pressure level, measured four feet on axis with 15 watt input @ 1000 Hz, shall be at least 121 dB.

**Use for SPT15A.** The unit shall incorporate a seven-position weather-sealed switch, to allow matching the loudspeaker to a 25V or 70V constant-voltage line. Power handling capacity shall be adjustable at 70V to 0.9, 1.8, 3.8, 7.5, or 15 watts, and at 25V to 0.46, 0.94, 1.8, 7.5, or 15 watts.

**Use for SP158A.** The unit shall have an impedance of 8 ohms.

The loudspeaker shall be of weatherproof, all-metal construction, with driver enclosed within a weatherproof housing. The loudspeaker shall include a self-aligning, field-replaceable diaphragm.

Screw terminals shall be provided for connection to the audio line. A plastic cover shall be provided to protect the connectors and impedance selector switch, and provide strain relief for the audio line.

An all-purpose mounting bracket shall provide precise positioning in the vertical and horizontal planes with a single adjustment. The bracket shall include banding slots to permit mounting the loudspeaker on beams or pillars. Bracket and loudspeaker shall be finished in textured mocha enamel. The unit shall measure 9" diameter by 9-1/4" D. Product weight shall be \_\_\_\_\_ (insert 4 lb. for SPT15A, 3 lb. for SP158A).

# Ceiling Speaker Grille Assemblies



S86T725PG8WBR



S86T725PG8WVK

## Description

Bogen's Ceiling Speaker Assemblies consist of an 8" Cone Speaker (S86 or S810) pre-assembled onto a 13" steel ceiling grille painted with off-white (PG8W) or bright white (PG8U) enamel. Options for these assemblies are recessed volume control (VR), volume control with knob (VK), and rear-mounted screw terminal strip for power taps (BR).

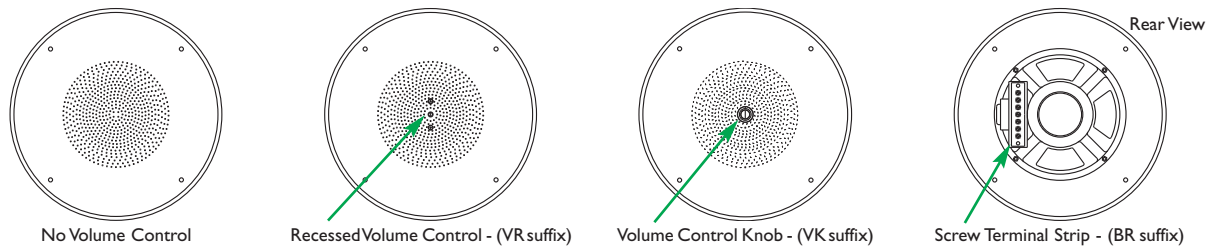
## Features

- 4-watt capacity
- 8" cone speaker for excellent audio quality
- 6 different power taps available (4, 2, 1, 1/2, 1/4, 1/8W)
- T725 4-watt transformer
- Off-white enamel over steel grille ("W" versions)
- Bright white enamel over steel grille ("U" versions)
- Pre-assembled for faster installation
- Works with both 70V and 25V amplifier outputs
- Available with volume control – recessed or with knob (VR and VK models only)
- Screw terminals (BR models only)
- 6 oz. or 10 oz. magnet weights

## Technical Specifications

Model	Power Taps (in Watts)	Frequency Response	Sensitivity (4 ft./1W)	Magnet Weight	No Volume Control	Recessed Volume Control (VR)	Volume Control w/Knob (VK)	Screw Terminals (BR)	Off-White (W)	Bright White (U)	Shipping Weight (6/Carton)	Dimensions				
S86T725PG8W	4, 2, 1, 1/2, 1/4, 1/8 @ 25 & 70V	50 Hz-12 kHz	95 dBspl	6 oz.	●				●		27 lb. / carton	13" Dia x 3-1/4" D				
S86T725PG8WVR						●				●						
S86T725PG8WVK							●			●						
S86T725PG8WBR					●			●	●							
S86T725PG8WBRVR						●		●	●							
S86T725PG8WBRVK							●	●	●							
S86T725PG8U								●			●					
S86T725PG8UVR									●		●					
S86T725PG8UVK										●	●					
S86T725PG8UBR								●			●		●			
S86T725PG8UBRVR									●		●		●			
S86T725PG8UBRVK										●	●		●			
S810T725PG8W						70 Hz-15 kHz	96 dBspl	10 oz.	●					●		30 lb. / carton
S810T725PG8WVR									●					●		
S810T725PG8WVK			●						●							
S810T725PG8U				●						●						
S810T725PG8UVR					●					●						
S810T725PG8UVK									●	●						
S810T725PG8UW					●					●	●					

## Ceiling Speaker Assembly Variations



No Volume Control

Recessed Volume Control - (VR suffix)

Volume Control Knob - (VK suffix)

Screw Terminal Strip - (BR suffix)

## Architect and Engineer Specifications

**S86T725PG8W & Variations** The loudspeaker assembly shall be a Bogen model **S86T725PG8W** (or **S86T725PG8WVR**, **S86T725PG8WVK**, **S86T725PG8WBR**, **S86T725PG8WBRVR**, or **S86T725PG8WBRVK**), or equivalent, 8" cone-type loudspeaker, having a frequency response of at least 50 Hz to 12 kHz. Axial sensitivity shall be 95 dB, measured at 1-watt/4 feet. The loudspeaker shall have a 6 oz. ceramic magnet and a 3/4" voice coil. A transformer, capable of matching an 8-ohm loudspeaker to a 25-volt or 70-volt line, and providing power taps of 4, 2, 1, 1/2, 1/4, and 1/8 watts shall be included. The loudspeaker shall be assembled on a 13" steel ceiling grille, finished in off-white semi-gloss enamel. Assembly depth shall be 3-1/4". (For **S86T725PG8WVR** add) A recessed volume control shall be included.

(For **S86T725PG8WVK** add) A volume control knob shall be accessible from the front of the grille.

(For **S86T725PG8WBR** add) A terminal strip shall be included for connection of the audio line.

(For **S86T725PG8WBRVR** add) A terminal strip shall be included for connection of the audio line. A recessed volume control shall be included.

(For **S86T725PG8WBRVK** add) A terminal strip shall be included for connection of the audio line. A volume control knob shall be accessible from the front of the grille.

**S86T725PG8U & Variations** The loudspeaker assembly shall be a Bogen model **S86T725PG8U** (or **S86T725PG8UVR**, **S86T725PG8UVK**, **S86T725PG8UBR**, **S86T725PG8UBRVR**, or **S86T725PG8UBRVK**), or equivalent, 8" cone-type loudspeaker, having a frequency response of at least 50 Hz to 12 kHz. Axial sensitivity shall be 95 dB, measured at 1-watt/4 feet. The loudspeaker shall have a 6 oz. ceramic magnet and a 3/4" voice coil. A transformer, capable of matching an 8-ohm loudspeaker to a 25-volt or 70-volt line, and providing power taps of 4, 2, 1, 1/2, 1/4, and 1/8 watts shall be included. The loudspeaker shall be assembled on a 13" steel ceiling grille, finished in bright white semi-gloss enamel. Assembly depth shall be 3-1/4".

(For **S86T725PG8UVR** add) A recessed volume control shall be included.

(For **S86T725PG8UVK** add) A volume control knob shall be accessible from the front of the grille.

(For **S86T725PG8UBR** add) A terminal strip shall be included for connection of the audio line.

(For **S86T725PG8UBRVR** add) A terminal strip shall be included for connection of the audio line. A recessed volume control shall be included.

(For **S86T725PG8UBRVK** add) A terminal strip shall be included for connection of the audio line. A volume control knob shall be accessible from the front of the grille.

**S810T725PG8W & Variations** The loudspeaker shall be a Bogen model **S810T725PG8W** (or **S810T725PG8WVR**, or **S810T725PG8WVK**), or equivalent, 8" cone-type loudspeaker, having a frequency response of at least 70 Hz to 15 kHz. Axial sensitivity shall be 96 dB, measured at 1-watt/4 feet. The loudspeaker shall have a 10 oz. ceramic magnet and a 1" voice coil. A transformer, capable of matching an 8-ohm loudspeaker to a 25-volt or 70-volt line, and providing power taps of 4, 2, 1, 1/2, 1/4, and 1/8 watts shall be included. The loudspeaker shall be assembled on a 13" steel ceiling grille, finished in off-white semi-gloss enamel. Assembly depth shall be 3-1/4".

(For **S810T725PG8WVR** add) A recessed volume control shall be included.

(For **S810T725PG8WVK** add) A volume control knob shall be accessible from the front of the grille.

**S810T725PG8U & Variations** The loudspeaker shall be a Bogen model **S810T725PG8U** (or **S810T725PG8UVR**, or **S810T725PG8UVK**), or equivalent, 8" cone-type loudspeaker, having a frequency response of at least 70 Hz to 15 kHz. Axial sensitivity shall be 96 dB, measured at 1-watt/4 feet. The loudspeaker shall have a 10 oz. ceramic magnet and a 1" voice coil. A transformer, capable of matching an 8-ohm loudspeaker to a 25-volt or 70-volt line, and providing power taps of 4, 2, 1, 1/2, 1/4, and 1/8 watts shall be included. The loudspeaker shall be assembled on a 13" steel ceiling grille, finished in bright white semi-gloss enamel. Assembly depth shall be 3-1/4".


(For **S810T725PG8UVR** add) A recessed volume control shall be included.

(For **S810T725PG8UVK** add) A volume control knob shall be accessible from the front of the grille.

**BOGEN**<sup>®</sup>  
**COMMUNICATIONS, INC.**

www.bogen.com

# Mounting Accessories for Ceiling Speaker Grille Assemblies\*



## Models RE84, MR8, TB8

**Description** The RE84 Ceiling Speaker Enclosure is a protective enclosure for an 8" speaker, designed for recessed installations, and for use with any of the Bogen ceiling grilles. One-piece steel construction includes a mounting ring and a foam insert to reduce metallic resonance. The RE84 is finished in rust-resistant primer and is tapered for easy stacking. UL approved.

The MR8 Mounting Ring is a cold-rolled steel unit which will mount any of the Bogen ceiling grilles, for installations where the RE84 is not used.

The TB8 Tile Bridge is a load-bearing T-bar support designed to sustain the weight of an 8" speaker, grille and protective enclosure in suspended ceiling construction. Use of the TB8 improves environmental safety and eliminates unsightly sag in 2'-by-2' and 2'-by-4' acoustic ceiling tiles.

- Features**
- RE84 - Ceiling Speaker Enclosure**
- Protective enclosure for 8" speaker in recessed installations
  - One-piece steel construction includes mounting ring and foam insert to reduce metallic resonance
  - Finished in rust-resistant primer
  - For use with any Bogen ceiling grille or assembly
  - UL approved

- MR8 - Mounting Ring**
- Constructed of cold-rolled steel
  - Finished in rust-resistant primer
  - For use with any Bogen ceiling grille or assembly

- TB8 - Tile Bridge**
- Load-bearing T-support
  - Capable of sustaining weight of any Bogen 8" ceiling speaker, grille, and enclosure in suspended ceiling installations
  - Steel construction
  - Finished in rust-resistant coating

## Architect and Engineer Specifications

**RE84 - Ceiling Speaker Enclosure** The protective enclosure for the 8" cone-type loudspeakers shall be a Bogen model RE84, or equivalent, designed for recessed installations. It shall be constructed of one-piece heavy-gauge steel, and shall include a speaker mounting ring. A foam insert shall be permanently attached to the inner surface, to prevent metallic resonance. Four combination 1/2" – 3/4" conduit knockouts shall be provided at 90 degree intervals, and the unit shall be finished in a rust-resistant primer coating. The dimensions shall be: 12-1/4" dia. x 4-1/2" D.

**MR8 - Mounting Ring** The plaster ring shall be a Bogen model MR8, or equivalent, circular cold-rolled steel unit that will mount any Bogen ceiling grille. It shall be finished in a rust-resistant primer coating, and the dimensions shall be: 12" dia. x 3/4" D.

**TB8 - Tile Bridge** The load-bearing T-bar support shall be a Bogen model TB8, or equivalent, capable of sustaining the weight of an 8" speaker, grille and protective enclosure in suspended ceiling construction. It shall be manufactured of steel and shall be finished with a rust-resistant galvanized coating. The unit shall measure: 23-3/4" W x 3/4" H x 14-1/2" D.

\* For speakers mounted to CG8AW, PG8A, PG8U, PG8W, and SG8W




# BOGEN®

## NYQUIST™

### Appliance Accessories

## Description


The following purpose-built Nyquist appliance accessories are available to help simplify system installations. Please note that all Nyquist appliances ship with mounting ears that can be used in wall-mount and rubber feet for shelf-mount applications. These mounting ears are also used in conjunction with some of the rack-mount kit accessories, so please be sure not to inadvertently discard them with the appliance packaging materials.



### **NQ-RMK01**

#### **Nyquist 1U Rack Mount Kit, Type 1**

*This bracket works with the following Nyquist appliance combinations:*  
NQ-P0100 MMPA & NQ-E7010 I/O Controller, NQ-SYSCTRL & NQ-E7010 I/O Controller.



### **NQ-RMK03**

#### **Nyquist 1U Rack Mount Kit, Type 3**


*These brackets work with the following Nyquist appliance combinations:*  
Any single NQ-P0100 MMPA, NQ-SYSCTRL, NQ-A2xxx Power Amplifiers, or NQ-A4xxx Power Amplifiers.



### **PS4815W**

#### **48V DC, 15W Wall Plug Power Adapter**

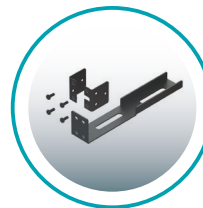
*This optional external power supply works with the following Nyquist appliances:*  
NQ-E7010 I/O Controller, NQ-GA10P/PV Plenum-rated VoIP Intercom Modules  
(This power supply can also be used with any applicable general line Bogen product)



### **NQ-RMK02**

#### **Nyquist 1U Rack Mount Kit, Type 2**

*These brackets work with the following Nyquist appliance:*  
Any single NQ-E7010 I/O Controller.



### **NQ-RMK04**

#### **Nyquist Appliance Joining Bracket**

*This bracket kit works with the following Nyquist appliance combinations:*  
Any paired combination of NQ-P0100 MMPA, NQ-SYSCTRL, NQ-A2xxx Power Amplifiers, or NQ-A4xxx Power Amplifiers.



### **PS4830W**

#### **48V DC, 30W Power adapter**

*This optional external power supply is designed for use with the NQ-GA20P2*



### **PS5660W**

#### **IEEE 802.3bt 56V 60W Power over Ethernet PoE++ Injector**

*This optional power injector can be used with the NQ-GA40P3 when a PoE++ Switched port is not available.*



Garden City USD/Horace Good Middle  
School/Intercom/BID

---

1412 Main Street  
Garden City, KS 67846

# Proposal for

Garden City Public Schools - Horace Good  
Middle School - Garden City Public Schools

SWC of Kansas City  
8033 Flint St.  
Lenexa, KS 66214

[stacy.menhusen@swc.net](mailto:stacy.menhusen@swc.net) | 913.213.6410

January 13, 2026

*Proposal valid for 30 days.*

**TABLE OF CONTENTS**

Content	Page
Company & Team	3
Solutions Overview	5
Scope of Work	20
Cost of Proposal	25
Bill of Materials	26
Terms and Conditions	34

# Company & Team

*Safe, Reliable, Local.*

At SWC our people make the difference. We are admired for our top talent within the industry and take pride in our team making your experience with our services exceptional. The relationship we build with our clients extends beyond the current needs of the project and instead partners with you to meet both current goals and continuously engage for interminable improvement.

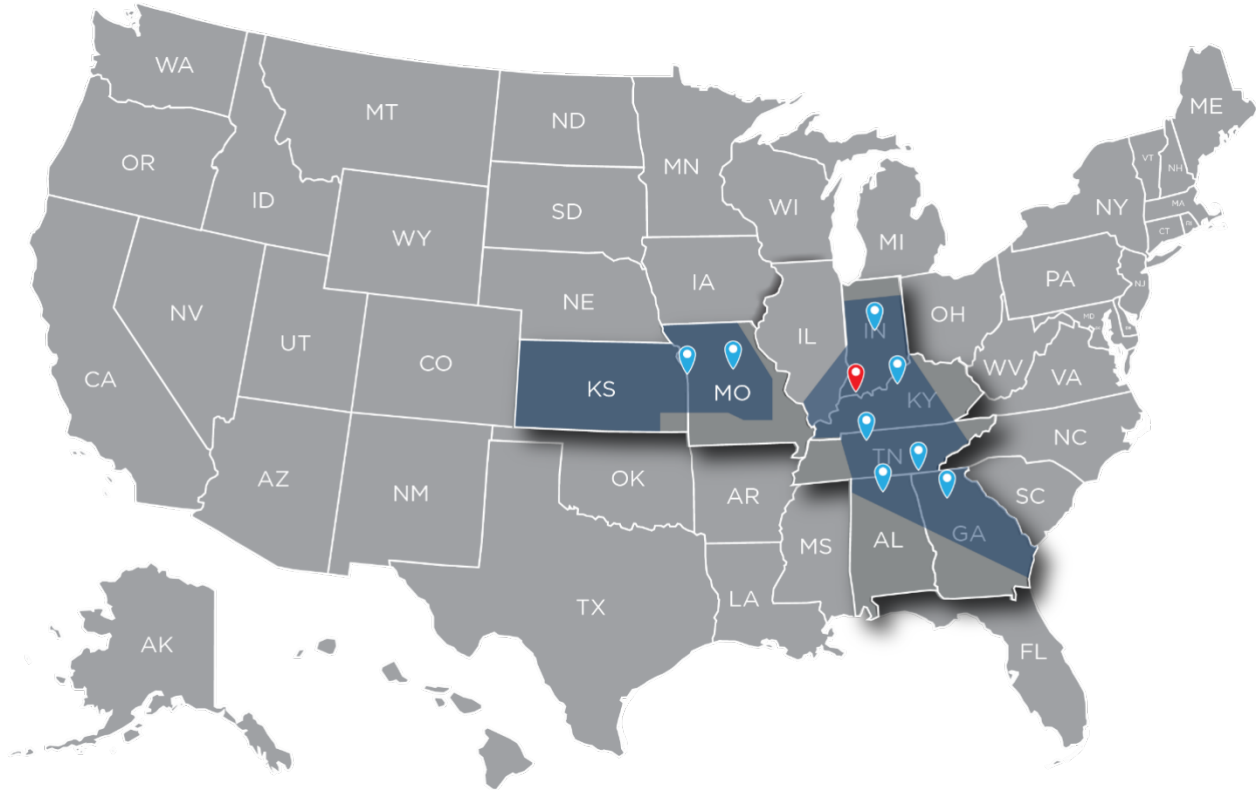
## Kansas City Education



### **Stacy Menhusen - Account Executive**

Stacy has been an account executive in the education market since 2015 at SWC. She is passionate about school safety and has successfully worked with schools across Missouri and Kansas on their emergency plans, access control, and threat management automation systems. Stacy's an active community member who sits on the board of Hillcrest Hope. Stacy plans and leads an annual active intruder response training program, where SWC sponsors seats for school districts' leadership and decision-makers tasked with making our schools safer. SWC offers the following safety solutions: Rauland Telecenter U intercom, information boards, and threat management automation systems; access control; CCTV; fire alarms; and current system repairs, upgrades, and training on system utilization.

# Locations



SWC enriches lives by providing integrated electronic solutions and services with progressive technologies that enable our customers to optimize their mission-critical processes.

## SWC Corporate Headquarters

4871 Rosebud Lane  
Newburgh, IN 47630

### SWC of Atlanta

70 Crestridge Dr., Suite 100  
Suwanee, GA 30024

### SWC of Chattanooga

5959 Shallowford Rd., Suite 505  
Chattanooga, TN 37421

### SWC of Columbia

312 Nebraska Ave., Suite D  
Columbia, MO 65201

### SWC of Decatur

1608 Church St., SE  
Decatur, AL 35601

### SWC of Indianapolis

7768 Zionsville Rd., Suite 150  
Indianapolis, IN 46268

### SWC of Kansas City

8033 Flint St.  
Lenexa, KS 66214

### SWC of Louisville

11001 Bluegrass Parkway, Suite 100  
Louisville, KY 37210

### SWC of Nashville

1713 Lebanon Pike  
Nashville, TN 37210

# Solution Overview

---



3241 North 7th St Trfy  
Kansas City, KS 66115  
(913) 281-5100

BID-HMGS Bells/Intercoms  
Attention:  
Casey Wise, Director of Technology  
[cwise@gckschools.com](mailto:cwise@gckschools.com)

Due: January 14, 2026- 9:00 am

GARDEN CITY PUBLIC SCHOOLS USD 457  
1205 FLEMING  
GARDEN CITY, KS 67846

Garden City USD 457  
BID-HMGS Bells/Intercoms  
January 14, 2026  
9:00 A.M.

[www.swc.net](http://www.swc.net)



**SWC of Kansas City**  
stacy.menhusen@swc.net | 913.213.6410

# Solution Overview (cont)



3241 North 7th St Trfy  
Kansas City, KS 66115  
(913) 281-5100

## Table of Contents

1. Executive Summary
2. Service & Warranty Agreement
3. Introduction to SWC
4. Security Qualifications
5. Solution Development Approach
6. Installation and Setup Services
7. References
8. Proposal and Cost Breakdown

Garden City USD 457  
BID-HMGS Bells/Intercoms  
January 14, 2026  
9:00 A.M.

[www.swc.net](http://www.swc.net)



**SWC of Kansas City**  
stacy.menhusen@swc.net | 913.213.6410

# Solution Overview (cont)



3241 North 7th St Trfy  
Kansas City, KS 66115  
(913) 281-5100

## Executive Summary for Garden City USD 457 BID-HGMS Bells/Intercoms

### Safety, Continuity, and Smart Investment

Garden City USD 457 has already made a thoughtful investment in a district-wide communication and emergency notification platform by deploying Rauland Telecenter U (TCU) at two schools in the past two years. This project at Horace Good Middle School represents an opportunity to continue that investment in a way that protects safety, reduces long-term cost, and minimizes operational risk.

SWC’s proposal delivers a fully compliant solution that aligns with the district’s bid specification while preserving platform consistency across schools. Using the same system already in place ensures:

- Consistent emergency response procedures
- Reduced training time for staff
- Lower long-term maintenance and support costs
- Simplified IT management
- Faster response during critical incidents

This proposal is not simply about installing equipment, it is about protecting the district’s existing investment, maintaining operational consistency, and delivering a safer environment for students and staff.

### Compliance with District Bid Specification

SWC’s proposal fully complies with the requirements outlined in the District’s Internal Communication and Notification System bid specification dated December 17, 2025.

District Requirement	SWC / Rauland TCU Response
Single district-wide platform	Fully compliant
Centralized district server	Supported using district-provided server

Garden City USD 457  
BID-HMGS Bells/Intercoms  
January 14, 2026  
9:00 A.M.



# Solution Overview (cont)



3241 North 7th St Trfy  
Kansas City, KS 66115  
(913) 281-5100

IP-based communication	Included
Hands-free two-way communication	Included
Audio, visual, and text emergency alerts	Included
Visual mapping of alerts	Included
Operate up to 14 days without district network	Supported through local autonomy and UPS
Workflow-based classroom requests	Included
Text-to-speech announcements	Included
Web-based bell scheduling	Included
API integration	Integrated with Genetec
Mobile access	Supported
Hallway message boards	Offered as optional line item
Certified training	Included
5-year manufacturer warranty	Provided
Authorized installer with experience	SWC meets requirement

## Protecting the District's Existing Investment

### District Continuity Advantage

Two schools in Garden City USD 457 already operate on the Rauland TCU platform. Staff, administrators, and IT personnel are familiar with its interface, procedures, and emergency workflows.

Adding Horace Good Middle School to the same platform:

- Preserves training investments already made
- Maintains consistent emergency response procedures

Garden City USD 457  
BID-HMGS Bells/Intercoms  
January 14, 2026  
9:00 A.M.

# Solution Overview (cont)



3241 North 7th St Trfy  
Kansas City, KS 66115  
(913) 281-5100

- Prevents fragmentation of safety systems
- Simplifies support and troubleshooting
- Reduces long-term operational cost

Introducing a different platform for one school would require:

- Separate training programs
- Separate support processes
- Different emergency workflows
- Increased risk of confusion during emergencies

Consistency across safety systems is not a convenience, it is a critical risk-reduction strategy.

## **Total Cost of Ownership**

Beyond the Initial Bid Price

The lowest bid price does not always represent the lowest long-term cost. The most cost-effective solution is the one that integrates seamlessly with systems the district already owns.

Maintaining a single platform across schools provides:

- One training program instead of multiple
- One support structure instead of parallel systems
- One upgrade path for future schools
- One set of emergency procedures district-wide

This approach reduces:

- Training costs

Garden City USD 457  
BID-HMGS Bells/Intercoms  
January 14, 2026  
9:00 A.M.

www.swc.net



**SWC of Kansas City**  
stacy.menhusen@swc.net | 913.213.6410

# Solution Overview (cont)



3241 North 7th St Trfy  
Kansas City, KS 66115  
(913) 281-5100

- Support complexity
- Downtime risk
- Future integration expenses

Choosing a system already deployed in the district protects past investments and avoids creating new long-term costs.

## Consistency Saves Time—and Lives

### Risk Reduction in Emergencies

In emergency situations, staff do not have time to think, they rely on instinct and muscle memory.

Consistency across buildings means:

- Same buttons in every classroom
- Same alerts in every hallway
- Same response steps for every staff member
- Same training across the district

This removes hesitation, confusion, and delays when seconds matter most.

Selecting the same platform already serving the district ensures that emergency response procedures remain uniform, reliable, and immediately recognizable to staff regardless of which building they are in.

## Conclusion

This proposal provides Garden City USD 457 with a solution that:

- Fully complies with the district's bid specification
- Preserves the district's existing investment
- Reduces long-term cost and risk
- Enhances safety through consistency

Garden City USD 457  
BID-HMGS Bells/Intercoms  
January 14, 2026  
9:00 A.M.

# Solution Overview (cont)



3241 North 7th St Trfy  
Kansas City, KS 66115  
(913) 281-5100

SWC is not simply offering an intercom system, we are delivering continuity, safety, and long-term value.

We look forward to continuing our partnership with Garden City USD 457 and helping ensure every school operates on a unified, reliable, and future-ready communication platform.

Respectfully Submitted:  
**Stacy D. Menhusen**  
Education Systems Consultant  
SWC of Kansas City

Garden City USD 457  
BID-HMGS Bells/Intercoms  
January 14, 2026  
9:00 A.M.

[www.swc.net](http://www.swc.net)



**SWC of Kansas City**  
stacy.menhusen@swc.net | 913.213.6410

# Solution Overview (cont)



3241 North 7th St Trfy  
Kansas City, KS 66115  
(913) 281-5100

## Service & Warranty Agreement

**Customer:** Garden City USD 457

**Provider:** South Western Communications (SWC)

**Manufacturer:** Rauland-Borg (Rauland)

**Effective Date:** Upon install completion

**Term:** As detailed in #2 and #3

### 1. Scope

SWC will install and support Rauland Telecenter U (TCU) system for paging, bells, clocks, and emergency notifications.

### 2. Rauland Warranty

- Covers Rauland hardware for **manufacturer's standard term** (5 years).
- Includes repair/replacement for defects in materials and workmanship.
- Excludes misuse, unauthorized changes, or environmental damage.

### 3. SWC Warranty

- Covers SWC-installed equipment and labor for **1 year** from completion.
- SWC will repair or replace defective work during this period.
- Excludes acts of God, third-party devices, and improper conditions.

### 4. Support

- Emergency issues: response within **4 hours**.
- Standard issues: within **1–2 business days**.
- Optional maintenance plans available after warranty.

### 5. Customer Responsibilities

Provide proper power, network access, and safe environment for equipment.

### 6. Acceptance

Customer signs off after testing and training.

Garden City USD 457  
BID-HMGS Bells/Intercoms  
January 14, 2026  
9:00 A.M.

www.swc.net



**SWC of Kansas City**  
stacy.menhusen@swc.net | 913.213.6410

# Solution Overview (cont)



3241 North 7th St Trfy  
Kansas City, KS 66115  
(913) 281-5100

## Introduction to SWC

South Western Communications has been an innovative leader in the electronics and communication technology industry since 1976. SWC offers progressive systems technology by integrating flexible communications solutions for Healthcare, Educational, Commercial/Industrial, and Detention applications. SWC is a leading national integrator providing coverage to 75,000 licensed acute care beds and 180,000 K-12 classrooms.

Acquired in 2006, SWC is proud to be a Koch Enterprises Company. Koch Enterprises, Inc. is a global, diversified, privately owned corporation that has been serving customers for 140 years from its headquarters in Evansville, Indiana. The company is listed in the Indianapolis Business Journal Top 10 Private Companies. Koch Enterprises' companies are leaders in four separate industry sectors. Each company operates autonomously with responsibility for strategy, operations, and profitability.

To remain viable in our industry, SWC meets with and listens to our clients and their current as well as long-term needs. SWC continues to review and test safety and security systems to provide a wide range of solutions to our clients. The most recent development is our new neXus Software Platform that will give our clients the ability to see all of their security systems on a single pane of glass. SWC neXus is the only comprehensive district-wide solution of its kind. neXus facilitates interoperability between technology platforms allowing districts to select best-of-breed technologies. Integrating standalone technologies creates a robust solution and offers centralized management across the district. The neXus platform allows integrations to other safety and security solutions such as vape detection, gunshot detection, intercom systems, visitor management systems, etc

To continue to serve our education partners, SWC provides training and industry news.

Annual Safety & Security Strategic Meetings

Active Shooter/Intruder Trainings

Lunch & Learns

Email Campaigns for industry news & updates

Safety & Security Site Visits

Building continued relationships through conferences and trainings

Personalized district/school safety security designs

Provide a team of experts starting with Education Consultant, Design Team, Project Manager, Technicians, and Account Managers.

SWC annually invests in its team, so it can develop premier designed solutions, created, and serviced by technical professionals certified by the industry's leading manufacturers and associations. SWC provides its clients with dependable designed applications and excellent long-term support from our technical

Garden City USD 457

BID-HMGS Bells/Intercoms

January 14, 2026

9:00 A.M.

www.swc.net



SWC of Kansas City  
stacy.menhusen@swc.net | 913.213.6410

# Solution Overview (cont)



3241 North 7th St Trfy  
Kansas City, KS 66115  
(913) 281-5100

professionals. Our Service team keeps the systems tuned, functioning, and off the boss' list. Our commitment to clients goes above and beyond the competition.

Our Clients include:

- Healthcare
- Education
- Industrial
- Corporate
- Government

Supported by these systems:

- Patient-Care Provider Communications
- Fire & Smoke Detection
- Security
- Intrusion Detection
- Access Control/Door Locking Systems
- IP Video Surveillance
- District-wide Critical Communication Systems

SWC continues to be an uncompromising technical professional in the design, delivery, and long-term support of integrated solutions.

## Security Qualifications

SWC has been providing consultative solutions in security technology design and implementation. As the pioneer in the Midwest for Intercoms, Emergency Management, Access Control, Weapons Detection, Fire Alarm, and IP based Video Management Solutions, SWC has provided consulting for Architects such as Burns and McDonald as well as end users such as Gateway Regional Hospital and Excelsior Springs School District. Over 50 years in the security industry provides SWC with the commitment and wisdom to provide custom solutions to every customer.

Garden City USD 457  
BID-HMGS Bells/Intercoms  
January 14, 2026  
9:00 A.M.

[www.swc.net](http://www.swc.net)



**SWC of Kansas City**  
stacy.menhusen@swc.net | 913.213.6410

# Solution Overview (cont)



3241 North 7th St Trfy  
Kansas City, KS 66115  
(913) 281-5100

## Solution Development Approach

SWC provides a comprehensive site survey for each client system we propose and quote. On each site survey, we review and walk the entire facility with our client. Our team notes power sources, wiring, the material makeup of the walls, floors, and ceiling tiles. Our team measures the facility, takes photographs, and develops an outline for the project. During our site visit, we ask detailed questions encapsulating the scope of work, the time frame to complete the project, the decision-making process, the decision-maker (S), and the funding mechanism for the project. The personnel on the site surveys, including a system designer and a system consultant. The site survey is concluded with a demonstration of the system the client is considering.

Each system is designed individually to meet the specific needs of our client in our design laboratory. We use the results of the site survey to develop a solution that we custom build to the specifications of the scope of work, time frame, and budget outlined by our client. Once the client's system is designed, we provided a detailed proposal summarizing all the information gathered on the site survey and developed in our lab. Our process includes reviews by an estimator, a designer, a system consultant, a system administrator, and the Director of System Consulting. In the client's proposal review meeting, the system consultant reviews each aspect of the project to ensure our understanding and design of the project are in lockstep. Once the client is satisfied, and we have an accurate outline for their project, we request a purchase order or signed authorization to build the systems.

Next, we complete final engineering on the project, provide a CAD drawing, as-built drawing, permits, and any schedule site inspections where needed. Once final engineering is complete, the systems are submitted to our integration team, where we review all the clients' current operations and discuss integrations now and, in the future, using APIs.

Garden City USD 457  
BID-HMGS Bells/Intercoms  
January 14, 2026  
9:00 A.M.

www.swc.net



**SWC of Kansas City**  
stacy.menhusen@swc.net | 913.213.6410

# Solution Overview (cont)



3241 North 7th St Trfy  
Kansas City, KS 66115  
(913) 281-5100

## Installation and Setup Services

SWC employees are a team of professional project managers that specialize in life safety/critical communication system installation and integration.

Our project managers are trained in the nationally recognized PMP methodology of project management.

### Typical project process:

- ❖ Internal project startup
  - Project is processed and set to operations where it is assigned to a project manager
  - Project manager sets up a hand off meeting with sales and engineering team
  - Project manager contacts customer letting them know they will be the project manager on this project
  - Project Manager puts together a project plan with a rough timeline
- ❖ Project Kick off with Customer
  - Review project Scope
  - Review timelines and set milestone dates
  - Review site requirements and check in process
  - Review Schedule of values
  - Gather stake holder information for project plan.
  - Request drawings if needed
  - Setup other meetings to discuss technical needs and or programming information.
- ❖ Engineering phase
  - Create system drawings in CAD
  - Review and finalize parts needed
  - Create submittals sheets
  - Send system drawings and submittals for review to customer
  - Meet with customer IT group to review networking/server needs
  - Once submittals and drawings are approved place parts orders and schedule install group as needed per the agreed upon project timeline
  - Request and setup remote access to system network item.
  - Meeting with customer to discuss and set system workflow for programming sequence of events
- ❖ Installation Phase
  - Install a Cables as soon per approved drawings
  - Install head-end and Network hardware

Garden City USD 457  
BID-HMGS Bells/Intercoms  
January 14, 2026  
9:00 A.M.

# Solution Overview (cont)



3241 North 7th St Trfy  
Kansas City, KS 66115  
(913) 281-5100

- Tie system to customers network and test connectivity
- Download configuration to the system
- Install field devices
  
- ❖ System Commissioning Phase
  - Quality control team does a full test and review of all devices
  - All Testing is documents to include a pass/fail
  - Failed items are corrected
  - Walk through with Customer to review install and system workflow
  
- ❖ End User Training Phase
  - System trainer sets up and preforms and training course for all users
  - We provide all training documentation and quick guides.
  - Engineering team will do technical training for facilities and IT (usually done via web call)
  
- ❖ Close out Phase
  - Final system review with customer
  - Project Manager will send all as built and O&M's
  - Closeout meeting with stakeholder sign off that system is installed and works per agreed upon scope and workflow
  - Final Billing set
  
- ❖ Internal Close out
  - Archive all information on project
  - Closeout meeting with service team for ongoing supports
  - Send out warranty letter
  - Final review and close out with Operations manager

Garden City USD 457  
BID-HMGS Bells/Intercoms  
January 14, 2026  
9:00 A.M.

www.swc.net



**SWC of Kansas City**  
stacy.menhusen@swc.net | 913.213.6410

# Solution Overview (cont)



3241 North 7th St Trfy  
Kansas City, KS 66115  
(913) 281-5100

## **Current Firms/Schools | Project Summaries**

**Hickman Mills School District-** SWC designed and upgraded the district's safety and security with six new systems to be integrated such as Intercom, Access Control, CCTV, Concealed Weapons Detection, IntelliSee AI Software, and SWC neXus software which meets the needs of the district. We are continually designing schools to meet the growing need of the district.

**Holden School District-** SWC designed and upgraded the district's safety and security with six new systems to be integrated such as Intercom, Access Control, CCTV, Intrusion, IntelliSee AI Software, and SWC neXus software which meets the needs of the district. We are continually designing schools to meet the growing need of the district.

**Lafayette School District-** SWC designed and upgraded the district's safety and security with four new systems to be integrated such as Intercom, Access Control, CCTV, and SWC neXus software which meets the needs of the district. We are continually designing schools to meet the growing need of the district.

**Santa Fe School District-** SWC completed a district wide Telecenter U system upgrade consisting of both system replacement, and top-layer integration. We also provided all new IP Video Surveillance and IP Access Control across the district. We continue to expand these systems to meet the growing needs of the district.

**Jefferson City Public Schools-** SWC upgraded the district's existing Access Control system to a new IP system which meets the needs of the district. This project consisted of a mixture of utilizing as much of the existing equipment as possible, and replacement of equipment that could not be re-utilized. We are continually adding doors to their system to meet the growing need of the district.

**Platte County School District-** SWC has completed a Telecenter U system upgrade in multiple buildings in the district. This solution bridged the communication gap from an existing building to a new building on the same campus. We have another all-new Telecenter U installation in progress, with more planned in the future.

**Excelsior Springs School District-** SWC completed a system upgrade of their analog Video Surveillance to an IP Video Surveillance system, and expanded coverage across the entire district, including interior and exterior cameras. We also installed a new Access Control system across the entire district. Over the years, we have continued to expand the surveillance coverage to include areas where video is desired by the district, as well as adding new doors to the Access Control system. We service, repair, and upgrade all the district's Intercom and Fire Alarm systems.

Garden City USD 457  
BID-HMGS Bells/Intercoms  
January 14, 2026  
9:00 A.M.

# Solution Overview (cont)



3241 North 7th St Trfy  
Kansas City, KS 66115  
(913) 281-5100

**USD 500-** SWC upgraded the Fire Alarm systems in multiple buildings across the district. We were able to bring them up to current code compliance, and eliminate the issues caused by systems that had outlived their lifespan.

**North Kansas City Hospital-** SWC provides the Rauland Responder Nurse Call Communications system utilizing the state of the art Rauland Staff Terminal, as well as the Centrak Real Time Locating system with location integration with the Rauland Nurse Call system.

**Truman Medical Center-** SWC provides the Rauland Responder Nurse Call Communications system, as well as the Centrak Real Time Locating system, with integration to the Rauland Nurse Call system. The Centrak system also provides Infant Abduction protection and feeds location information into the Cerner Bed Management system.

**Block and Co.-** SWC completed a building wide Brivo Access Control upgrade consisting of both system replacement, and door hardware on 27 access doors. We also provided all new IP Video Surveillance System (35 cameras) on the interior and exterior of the building. We continue to service these systems to meet the growing needs of the of this company.

Garden City USD 457  
BID-HMGS Bells/Intercoms  
January 14, 2026  
9:00 A.M.

www.swc.net



**SWC of Kansas City**  
stacy.menhusen@swc.net | 913.213.6410

# Scope

## Scope of Work – Horace Good Middle School Intercom Upgrade Project

### Project Overview

Garden City USD 457 seeks a comprehensive intercom system upgrade at Horace Good Middle School to enhance daily communication and emergency response capabilities. This proposal delivers a Rauland Telecenter U (TCU) solution in full alignment with the district's bid specification and consistent with the district's existing TCU deployments.

SWC's proposed solution provides a modern, integrated system designed for reliability, scalability, and future expansion while maintaining district-wide platform consistency.

### General Project Details

1. Bid Type: Formal Bid Project
2. Labor Requirements: This project is not subject to prevailing wage.
3. Warranty: One-year labor warranty beyond substantial completion.
4. System Integration:
  - SIP phone integration included.
5. Rauland TCU integration with the district's existing Genetec Access Control system. The district's access control provider will configure the Genetec side of the integration. SWC will program the Telecenter U system to close contacts during lockdown events.
6. IP Dialer included. Following installation, the district will configure monitoring using its existing monitoring provider. This approach matches the process used in the district's two prior TCU installations. The IP Dialer provides a one-button direct 911 call, activating established safety protocols.
7. Paging Zones: Two zones – Interior and Exterior.
8. District Responsibilities: Battery backups (UPS) provided by district.
9. SWC Responsibilities: Provide lifts as needed for installation.
10. Future-Ready Design:
  - Supports future integration with SWC neXus for intercom, access control, cameras, vaping and weapons detection, fire alarm, HVAC, and additional safety technologies.

### Site Visit Summary

SWC completed the mandatory pre-bid site visit on January 5, 2026.

Following the visit, the district provided updated maps and clarified design requirements. This proposal reflects all updates provided by the district.

### Classrooms

One-for-one replacement of existing devices per district request:

-

# Scope (cont)

- Replace existing classroom speakers with new round speakers where present and serviceable.
  - Replace existing clocks with new small digital clocks (different style than existing).
  - Replace call buttons, reusing existing locations where possible.
  - Call button locations remain as-is to minimize cost and relocation work.
  - Missing call buttons will be installed near classroom doors per district preference.

SWC will retain the existing speaker and clock combination faceplate base. The scope includes replacing the speaker unit and the digital clock mechanism while ensuring compatibility with the existing faceplate structure.

## Gyms, Wrestling Room, Weight Room

- - Install overhead speakers for one-way audio.
  - Provide clock/speaker combo locations for two-way audio where specified.

## Common Areas

- - Bathrooms: One-way speaker in each restroom (locations confirmed on updated map).
  - Stairwells: Speakers installed in each stairwell, located in second-floor ceiling above stairwell.
  - Speaker Style: Square speakers may be replaced with round speakers for consistency; district will address any cosmetic differences if desired.

## Exterior Speakers

- - Exterior speakers included per locations shown on district-approved markup.

## Cabling, Installation, and Materials

- - Cable Color: Purple cable per district standard.
  - Ceiling Responsibility:
  - District will provide ceiling tiles.

# Scope (cont)

---

- SWC will provide T-bar framing for each 2x2 speaker.

## Design Coordination

- 
- District provided updated map sections in a single PDF organized by building area for clarity.

## District-Provided Equipment

The district will provide:

- 
- Server
  - PoE switches
  - Demolition of existing intercom system (option for SWC to perform)
  - UPS battery backup
  - Head-end patch cables and rack space

## SWC-Provided and Installed Equipment

SWC will provide and install:

- 
- 22-04 cable to classrooms
  - 77 classroom speakers
  - 77 classroom call buttons
  - 1 administrative console
  - 1 IP Dialer
  - Cabling for common area and exterior speakers
  - 173 common area speakers
  - 26 exterior horn speakers
  - Raceway and surface-mount as required (six classrooms identified)
  - Lifts as needed

## Protective Cages

-

# Scope (cont)

- Existing protective cages (e.g., over clocks) will be reused where compatible with new digital clocks.

## Options and Alternates

- Demolition: Separate line item for removal of existing system (district may self-perform or select SWC).
  - Additional Speakers: Optional line item for coverage gaps beyond baseline scope (9 total: 5 lay-in, 4 ACC1412 box horns).
  - Message Boards:
    - Cost provided for one small and one large message board.
    - Drop-ship option for district self-installation for cost savings.
    - If SWC installs, labor will be added.
  - Wiremold:
    - Includes SWC providing and installing Wiremold in one classroom.
    - Final cost based on number of rooms selected.

## Change Order Policy

Any modifications, additions, or edits requested after bid award that are not explicitly included in this scope will require a formal Change Order.

This includes but is not limited to:

- Additional devices
  - Integration features
  - Design changes not specified in this document

Change Orders will outline:

- Revised scope
  - Associated cost
  - Schedule impact

All Change Orders require district approval prior to implementation.

Optional items listed in this proposal (message boards, kiosks, additional speakers) may be added

# Scope (cont)

---

later through this Change Order process if the district elects to include them.

# Pricing Summary

**OFFER:** In accordance with the Scope of Work and Terms and Conditions attached hereto, SWC is pleased to offer this pricing, **valid through 2/12/2026**, for the following project:

## Garden City USD/Horace Good Middle

School/Intercom/BID

REF #: 66160\_EST\_2

ESTIMATE GROUP	TOTAL PRICE
Demo Option	\$13,617.32
Option Single Call Button Wire Mold	\$119.15
OPTIONAL ADDITIONAL SPEAKERS	\$4,148.27
Single Large MB	\$2,156.96
Single Small MB	\$974.66
TCU	\$273,650.15

**SUB-TOTAL:** \$294,666.51

**TAX (EXEMPT):** \$0.00

**TOTAL:** \$294,666.51

Per my authority as an executing agent, please accept this as an intent to award and enter into a contractual agreement with SWC.

# Bill of Materials

## EST. GROUP - Demo Option

Mfg	Part Num	Description	Quantity
SWC	Misc-Cable	Misc. Cable, Connectors and Consumables	1.00

### EST. GROUP - Option Single Call Button Wire Mold

Mfg	Part Num	Description	Quantity
Wiremold	V5744S	Wiremold 1 gang deep surface mount box	1.00
Wiremold	V504	STL STRAP 500 IVORY	3.00
Wiremold	V500	WIRE MOLD 10FT	1.00

**EST. GROUP - OPTIONAL ADDITIONAL SPEAKERS**

Mfg	Part Num	Description	Quantity
Rauland	ACC1412	Paging Horn W/baffle,enclosure	4.00
Rauland	BAFKIT2X2LVC	2'x2' 25/70v Ceil Spkr Assy Vc	5.00
Windy City Wire	1802P-PUR	18-02 UNS STR CMP Pur Jkt	1.00
SWC	Misc-Cable	Misc. Cable, Connectors and Consumables	1.00
Wiremold	V5744S	Wiremold 1 gang deep surface mount box	4.00
Wiremold	V504	STL STRAP 500 IVORY	12.00
Wiremold	V500	WIRE MOLD 10FT	4.00
GRAINGER	6YLT2	Ceiling Tile Suspension System, Cross Te	5.00

## EST. GROUP - Single Large MB

Mfg	Part Num	Description	Quantity
Rauland	TCC3012LV2	Tcu Large Message Board V2	1.00

### EST. GROUP - Single Small MB

Mfg	Part Num	Description	Quantity
Rauland	TCC3011SV2	Tcu Small Message Board V2	1.00

**EST. GROUP - TCU**

Mfg	Part Num	Description	Quantity
Rauland	ACCWB5	Mtl Wall Baffle W/us0188 Spkr	11.00
Rauland	US0188	8" Spkr 25/70v Mtap Xfmr 5oz	146.00
Rauland	US0880	8 Ohm,8w, 8", Spkr W/rj45 Jack	2.00
Rauland	TCC2011BV2	Tcu Classroom Speaker Module V2	2.00
Rauland	ACC1003	1-piece Square White Steel Baf	6.00
Rauland	ACC1112	11.5" Sq White Surface Backbox	6.00
Windy City Wire	1802P-PUR	18-02 UNS STR CMP Pur Jkt	20.00
Graybar	J-Hook	J-Hooks & Hardware	1,600.00
Lynn Elec	CAT6PL-07-PU	Patch Cable Cat6 Plenum 7ft Purple	10.00
Panduit	NK2BXWH-A	Panduit Netkey 2 Port Surface Mount Box	3.00
Panduit	NK688MVL	CAT6 KEYSTONE JACK VIOLET	6.00
Panduit	NKBMBL-X	Black Blank Insert - 10 PACK	2.00
Panduit	NKFP24Y	24 port MFP Patch Panel	1.00
Middle Atlantic	PHCM-1-2	PHCM-1-2 HORIZONTAL CABLE MNGMT	1.00
Windy City Wire	CAT6P-PUR	23-4P UNS SOL CMP C6 Pur Jkt	1.00
Allentel	25-3-PP-25-GY	ALLENTEL 25 PAIR TELCO MM 25`	8.00
Siemon	M1-50R	25 Pair S66 Network Interface Device, Fe	8.00
Rauland	TCC2024	Telecenter Campus 24 Port Ip C	4.00
Wiremold	V5744S	Wiremold 1 gang deep surface mount box	6.00
Wiremold	V504	STL STRAP 500 IVORY	18.00
Wiremold	V500	WIRE MOLD 10FT	6.00
Windy City Wire	2204SP-PUR	22-04 OAS STR CMP Purple Jkt	16.00
SWC	Lift rental (week)	Lift Rental Weekly	1.00
GRAINGER	6YLT2	Ceiling Tile Suspension System, Cross Te	84.00
BREKEKE	Brekeke PBX	Brekeke PBX	20.00

**EST. GROUP - TCU**

Mfg	Part Num	Description	Quantity
Lynn Elec	CAT6PL-01-PU	Patch Cable Cat6 Plenum 1ft Purple	39.00
Rauland	603101	Classroom Breakout Mod 10 Pack	1.00
Rauland	ACCWB8RJ	Surf. Mt. Spkr Assy 8 Ohm Rj45	6.00
Rauland	BAFKIT2X2LVC	2'x2' 25/70v Ceil Spkr Assy Vc	84.00
Rauland	A30G	Weather Tight Adptr 30w Horn	26.00
Rauland	3603	Wide-angle Paging Projector	26.00
Rauland	TCC2211PB	Call Switch Rj45 Emer Check-in	77.00
Duracell	SLA12-7F	Battery, 12V 7AH, AGM, .187 Terminal	1.00
Lenel-S2	LNL-CAM1	Lock assembly and keys for LenelS2 stand	1.00
M2M	MQ03-LTE-M-LAN-AV	M2M CELL DIALER AV AT&T AND VERIZON NETW	1.00
Altronix	TP1640	Transformer, Plugin, 16VAC@40VA	1.00
Altronix	SMP3E	6,12,24VDC 2.5 AMP Power Supply, with en	1.00
Napco	SLE-ANTEXT50	SLE EXT. ANTENNA 50FT COAX KIT	1.00
Leviton	LV-430801S1	Leviton 43080-1S1 Stainless-Steel Single	1.00
Rauland	TCC2000V2	Tcu Campus Controller V2	1.00
Phoenix	0801733	DIN RAIL 35MMX7.5MM SLOTTED 2M	3.00
Phoenix	3044076	PHOENIX SINGLE TERMINAL 2.5MM	60.00
Rauland	TCU3400SW	TCU License Bundle - Controller, API, Ma	1.00
JBL	NCSA280Z-U-US	NCSA280Z-U-US 2X80W 70/100V 1RU 1/2RACK	7.00
Proco	TYPE A	Proco TYPE A custom Input Jack Plate	1.00
SWC	Misc-Cable	Misc. Cable, Connectors and Consumables	1.00
Middle Atlantic	PD-915R-PL	PD-915R-PL Rack Mount Outlet Strip	2.00
Rauland	TCC2099	Universal Mounting Kit	6.00
Rauland	TCC2022	Telecenter Campus Zone Module	7.00

**EST. GROUP - TCU**

Mfg	Part Num	Description	Quantity
Rauland	TCC2055	Telecenter Campus Prog Module	1.00
Rauland	TCC2033	Telecenter Campus Auxio Module	2.00
Rauland	TCC2045	Telecenter Campus Ip Console	1.00
THE SAPLING COMPANY INC.	SBL-31S-404-4R	Sapling Digital, Wireless 3100 Model, 4.	90.00
THE SAPLING COMPANY INC.	SMA-3R0-1004-1	SMA 3000 Series Master Clock with 900 MH	1.00
THE SAPLING COMPANY INC.	35-M025	Power Transformer, .50KVA Output Power	6.00
THE SAPLING COMPANY INC.	SAG-1200	Universal Wire Guard	4.00

# Terms & Conditions

## **Article A. Scope Includes:**

Scope includes the following unless specifically modified by the written, project specific scope of work contained in this proposal.

1. Submittals for review and approval, if required.
2. SWC Construction documents from approved Submittals for strict use by others for providing a complete conduit/raceway system and all conjunctive efforts.
3. Furnishing ONLY; special housings and special back boxes for installation by others.
4. Furnishing and installing wire and cable for systems listed.
5. Fire caulking of only those penetrations opened or generated by SWC during the execution of this project using standard putty or caulk. Specialty sleeves not included.
6. Furnishing, installing and termination of field devices.
7. Furnishing, installing and termination of head-end equipment in Equipment Rooms and Control areas.
8. Functional testing of systems per SWC standards. Testing documents available upon request.
9. Operation and maintenance documents in electronic format ONLY, per the standards of SWC.
10. Project Management services in coordination with SWC scope of work.
11. Site Supervision during the installation of SWC scope of work ONLY.
12. As required; site conditions verification for SWC Scope of work ONLY.
13. Consideration of prevailing wage requirements if and as applicable.
14. Removal of only those existing system/devices and cable rendered obsolete by this project.
15. Training and Go-Live support as defined in the bid documents, and will be on consecutive days Mon-Fri 8am-4pm. Customer conducted end-user training must be completed prior to Go-Live

## **Article B. Scope Excludes:**

Scope excludes the following unless specifically modified by the written, project specific scope of work contained in this proposal.

1. Service and circuit power requirements including final connections to any and all of our electronic equipment.
2. A complete and independent conduit/raceway for system per the NEC and installed in the most direct and efficient manner and method including all necessary conduit, back boxes, pull/junction boxes, wire ways, 'J' hooks, racks, pull strings etc. all being properly identified and color coded (unless specifically described in the scope of work).
3. Lead lined or similar back boxes unless specifically noted.
4. Finish Painting (except for those products furnished from the factory by SWC with finish paint).
5. Patching of concrete, tile, drywall or masonry.
6. Core drilling and sleeves including any X-ray services needed.
7. Furnishing and installing hardware for doors.
8. Any and all interfacing to other equipment unless specifically noted. This includes lighting control relays.
9. Server(s) and workstation(s) hardware and Microsoft operating system

## **ARTICLE C. TERMS & CONDITIONS:**

Term and Conditions are as follows unless specifically modified by the written, project specific scope of work contained in this proposal.

1. These Standard Terms and Conditions are a part of the Proposal made by and between SWC and the Customer identified in the Proposal. Upon acceptance of the Proposal by the Customer by signature, the total Proposal contents and any other documents included or referenced in the Proposal create a legal and binding Contract/Subcontract between SWC and the Customer. The Agreement must be executed by the Parties, the Customer and SWC, prior to any action or work being performed by SWC.
2. Customer's Contract and Bond. The Customer shall furnish to SWC a copy of its Contract; values may be removed, along with a copy of the Customer's Performance and Payment Bond.
3. Builders Risk. The Customer shall also secure and furnish to the SWC a copy of the Builders Risk Insurance policy covering the entire project inclusive of the SWC's on-site work and delivered equipment.
4. CAD Files. The Customer will furnish to SWC required and appropriate CAD files immediately after execution of this Agreement. Delays in furnishing CAD files will delay the project. Lack of appropriate CAD files will be cause for a change order at \$250 per sheet.

5. Project Schedule & Site Requirements. The Project Schedule will be a mutually agreed upon document between the Customer and SWC inclusive of the original issue and all revisions. SWC will issue to the Customer its schedule to state and clarify SWC's activities, durations and order of activities. The Customer shall issue any proposed revisions to the Schedule in a timely manner in order that SWC may respond with agreement and or changes.
- Schedule Acceleration by the Customer, for reasons not caused by SWC (i.e. other trades not meeting the schedule, weather, site conditions and other delays), may result in additional manpower or manhours to be required of SWC. These may result in additional compensation and or time extensions to SWC's Work.
  - Work Hours. SWC's Proposal is based on normal work hours Monday through Friday. SWC may request of the Customer to self-schedule at SWC's own expense. Any other requirement by the Customer of SWC will be cause for additional compensation.
  - Schedule items of commencement and performance of possible SWC activities require completion of work by other trades. The possible key activities are as noted following:
    - Wire and cable installation – Completion of conduit and raceway with pull-strings in place, conduit color-coded per SWC system color designations (including conduit terminations and pull boxes) and all conduit and pull boxes being properly labeled.
    - Device installation – Walls and ceilings completed and finish paint applied with all areas dust and moisture free and building (Work area) secured.
    - Headend equipment installation – Equipment Rooms 100% complete, lockable and environmentally controlled.
    - Control equipment installation – Rooms 100% complete, lockable and environmentally controlled.
    - Release of a certain quantity of (minimum of 4) rooms or areas per consecutive day/week; failure to release or delay in release may be cause for additional compensation.
  - Submittals (Shop Drawings). Normal timeframe is 8-12 weeks from receipt of execution by both parties of this proposal. Timeframe is dependent of the Project size, scope and requirements.
  - Within the first 30-40 days of the execution of the Proposal, SWC will require the following, if applicable, in order to make the project a success and in order to proceed with final design, programming, manufacturing and installation: (1) necessary IP addresses and server access, (2) needs assessment session and sign-off and (3) final review and sign-off of project scope, submittals and schedule.
  - Manning the Site (Installation Start). Allow a minimum of 2-8 weeks from receipt of approved Submittals for SWC to commence work on site.
  - SWC Site Supervision and Site Meetings. SWC will assign a designated Project Manager and or Site Superintendent to the Project. SWC shall have on-site supervision only when we have on going site work being performed by the SWC's personnel. SWC shall attend all site meetings when we have on-going work on-site or any meetings requiring our attendance when proper notice has been received from the Customer.
  - Customer/Owner Site Supervision. The Customer will assign a designated Project Manager and or Site Superintendent to the Project as the point of contact. For Health Care projects, the facility will appoint a Clinical Administrator, a Systems Resource Administrator and IT Administrator for coordination and working directly with SWC throughout the project.
  - Protection of Work. SWC takes full responsible for protection of its work as it applies to the normal project conditions, however SWC's responsibility does not cover damage to our equipment and work by other trades whether it by accident, negligence or a deliberate action.
  - Temporary Site Facilities. Unless specifically identified in SWC's scope of work, the Customer shall furnish all proper and sufficient temporary site facilities, including but not limited to site access, lockable storage space, hoisting facilities, guard rails, covers for floor, roof and wall openings, security, parking, toilets, potable water, electrical service, lighting, heat, ventilation, weather protection, fire protection, dewatering (pumping) and trash and recycling services.
  - Safety Barriers and Fines. SWC shall not be liable for erecting or maintaining project safety barriers except those specifically needed for the work of SWC.
  - Safety Policy. Safety First is mandated by SWC and as such all SWC's employees or subcontractors will operate under its written Safety Policy. The Customer may request a copy for its records.
  - Drug Policy. Drug Free is mandated by SWC and as such all SWC's employees or subcontractors will operate under its written Drug Free and Substance Policy. The Customer may request a copy for its records.
6. Payment Terms, Stored Material & Changes to Work.
- Payment Terms. SWC shall issue its Schedule of Values for determining its progress payments, which will include the required downpayment, Engineering, Manufacturing, Project Management, off-site stored materials and any other disciplines of the Work. Progress payment invoices will be issued on the 25th of each month for work performed through that current month's end. Payments are due within thirty (30) days of invoice date. All sums not paid when due shall bear interest at the rate of 1 ½% per month from the due date or the maximum rate permitted by law. Failure to pay any invoice when due shall constitute a breach of contract and will result in work stoppage until payments are brought up to date, remobilization fees shall apply. Additionally if SWC is forced to engage an outside source, legal or otherwise, to collect on any past due amount, then such costs and fees to do so will be born by SWC's Customer.

- SWC's standard payment application and invoice forms will be accepted and used for issuing the monthly request. No other additional documentation or forms will be required for payment. Any request for additional forms or documentation will be upon written request and, if approved by SWC, will be processed at an additional administrative fee to be invoiced separately. Certain requested information, if approved, will be redacted for all confidential information and or pricing.
  - SWC does not accept any contingent payment terms and or clauses of any type. SWC requires prompt payment by our Customer to meet our obligations to our labor and vendors alike and therefore will not accept the risk of our Customer's receipt of payments from their customer or from any source for payment to SWC.
  - Payment for Stored Materials. Payment for materials stored at SWC's facilities will be allowed. Materials and components must be ordered in advance to assure Schedule requirements and along with the sensitivity of the equipment to the conditions of a construction site dictates storage offsite in a controlled environment until the facility is environmentally controlled and secured." SWC's facilities and warehouse are secured and monitored for fire and theft plus being environmentally controlled.
  - Lien Waivers. SWC will only issue and sign final waivers of lien or bond rights that exclude any waiver of lien or bond rights securing payment, unbilled changes, and claims which have been asserted in writing or which have not yet become known to SWC, and any such waivers shall either apply only through the date of work covered by SWC's last payment application that has been paid in full, or shall be conditional upon receipt of funds to SWC's account. Releases of Lien for partial or final payment will be contingent on the receipt of the funds covered by the Release of Lien.
  - Changes and Claims. SWC shall be entitled to equitable adjustments of its schedule and price for delays, acceleration, out-of-sequence work and schedule changes beyond its reasonable control, including but not limited to (a) those cause by labor unrest, fires, acts of nature, wars, or suspensions or delays caused by the Customer or others; (b) extra work it performs in accordance with the proposal; and (c) extra work it performs pursuant to written or verbal instructions of the Customer, provided that SWC gives the Customer notice in writing (except in an emergency threatening bodily injury or loss of property), prior to starting such extra work, identifying the date and source of the instructions considered as requesting extra work. All extra work will only be performed by the SWC only after issuance by the Customer of a signed and executed change order, time & material work order and or other SWC approved directive.
  - Retainage. No retainage will be withheld on labor or materials.
  - Payment Forms. Acceptable payment forms shall be submitted and approved by SWC. Payments forms that will be considered are Customer Company check, bank draft and credit card. Note, for credit card payments, SWC will charge a processing fee current to SWC at the time.
  - Performance and Payment Bond. Proposal pricing does not include the cost of a performance and payment bond. The P&P Bond is available upon written request at a minimum cost of one (1%) percent of the final executed Proposal value. The P&P Bond, if required, will be invoiced separately.
  - Project Startup and Mobilization Fee. A fee in the amount of thirty (30) percent of the final Proposal price will be required to be received by SWC prior to commencement of any work of the executed Proposal.
  - Taxes are not included in the Proposal price unless specially noted.
  - Ownership and Title of Equipment. Title and ownership to any Equipment and Software remains with SWC until receipt of full payment or invoiced portion thereof. Any Equipment or Software used to operate the system(s) is subject to the license or software license granted by the applicable manufacturer or SWC. All designs for the system(s) and software are proprietary to SWC and remain the sole and exclusive property of SWC and or SWC's manufacturer. Such designs may not be modified by the Customer or any third party without prior written authorization.
7. Permits, local license, inspections and all related cost will be furnished and paid by others. SWC is licensed to perform work in the state and has license as such.
  8. In the case of termination for our Customer's or the Owner's convenience, SWC shall be entitled to receive payment for work executed, materials purchased and costs incurred by reason of such termination along with reasonable overhead and profit on the work not executed.
  9. Customer/Owner Insurance. The Customer/Owner shall maintain a Builders Risk and other policies of public liability, property damage, burglary and theft insurance under which SWC and the Customer are named as insured, and under which the insurer agrees to indemnify and hold SWC harmless from and against all costs, expenses, including attorney fees, and liability arising out of or based upon any and all claims, injuries and damages arising under this agreement, including, but not limited to, those claims, injuries or damages contributed to by SWC's negligent performance to any degree or its failure to perform any obligation.
    - The minimum limits of liability of such insurance shall be \$1,000,000.00 for any injury or death and property damage, burglary or theft coverage in an amount necessary to indemnify Customer for property on its premises. SWC shall not be responsible for any portion of any loss or damage which is covered or recoverable by the Customer from insurance covering such loss or damage against which the Customer is indemnified or insured.
    - SWC's Insurance. SWC's insurance will name its Customer only as additional insured. SWC's standard insurance policy and the limits therein, which will meet the minimum requirements, shall be acceptable.

- SWC shall maintain insurance with coverage until the end of the warranty period with the limits only as provided by SWC's existing insurance program as shown by its certificate of insurance issued at the time of Proposal execution. SWC's insurance is not and will not become at any time the primary coverage for the Customer or any other party and does not accept any contribution provisions for the Customer or any other party for any associated defenses or losses. Any "No Subrogation" clauses placed on the SWC are deemed null and void.
  - Wrap-Up Projects (OCIPs and CCIPs). SWC will not participate in a consolidated insurance program ("CIP"). SWC's Insurance Carrier does not allow SWC's participation in any secondary insurance programs provided by the Customer, Owner, Construction Manager and or Contractor (OPIC, CCIC, etc.) due to most programs of such having limited coverage to the site and in coverage amounts.
10. Warranty. SWC's warranty, if applicable, will begin at SWC's substantial completion (phased if applicable) and the issuance of the Certificate of Warranty by the SWC. Warranty will be one (1) year from substantial completion of our scope of work and or beneficial occupancy or use by the Owner and or the Owner's agents / employees and as noted will be as defined by our Certification of Warranty issued at the time of substantial completion of our scope of work and or beneficial occupancy or use by the Owner and or the Owner's agents / employees. Certain hardware may be covered by an additional manufacturer's warranty (shipping/freight, and labor excluded)
    - Additional pricing is specially excluded in the Proposal for extended warranty services. Extended warranty services require a separate executed agreement. If such an agreement is executed and paid at the stated time, it will begin one year from issuance of SWC's Certificate of Warranty. Failure to execute and issue payment will result in loss of service and support under warranty terms and conditions. However, if an extended warranty agreement is not executed then SWC's normal billable service will remain available on a will-call basis.
  11. Force Majeure. SWC shall not be liable or responsible to any party, nor be deemed to have defaulted under or breached this Agreement, for any failure or delay in fulfilling or performing any term of this Agreement when and to the extent, directly or indirectly, such failure or delay is caused by or results from acts beyond SWC's reasonable control, including, without limitation, the following force majeure events (a) acts of God; (b) flood, fire, earthquake or explosion; (c) war, invasion, hostilities (whether war is declared or not), terrorist threats or acts, riot or other civil unrest; (d) government order or law; (e) actions, embargoes or blockades in effect on or after the date of this Agreement; (f) action by any governmental authority; (g) national or regional emergency; (h) strikes, labor stoppages or slowdowns or other industrial disturbances; (i) epidemic, pandemic or similar influenza or bacterial infection (which is defined by the United States Center for Disease Control as virulent human influenza or infection that may cause global outbreak, or pandemic, or serious illness); (j) emergency state; (k) shortage of adequate medical supplies and equipment; (l) shortage of power or transportation facilities; (m) delayed at any time in the commencement or progress of its Work due to a delay in delivery of or unavailability of materials (transportation and or supply chain issues) beyond the control and fault of SWC, (n) unexpected skilled labor shortage, (o) access to the project that prevents performance to the agreed upon schedules and (n) other similar events beyond the reasonable control of SWC. For the avoidance of doubt, Force Majeure shall not include financial distress, the ability to make a profit, to avoid a financial loss or SWC's inability to perform its obligation for reasons other than those stated.
  12. Special Site Conditions. Owner/Contractor will provide a safe, clean work environment free from any infectious and or hazardous conditions.
  13. Anti-bid shopping clause. It is understood and agreed that this Quote is a confidential document between the parties and any use thereof to conduct business with any party other than SWC constitutes a breach of contract. The sharing of commercially sensitive business information with competitors (such as information relating to prices and costs) can amount to illegal conduct and must be avoided.
  14. Hold Harmless and Indemnification Restriction. SWC's indemnification is strictly limited to damages caused by and only caused by SWC's own negligence. Any indemnification or hold harmless obligation of SWC extends only to claims relating to bodily injury, sickness, disease or death and property damage (other than to SWC's work), and then only to that part or proportion of any claim caused by the negligence or intentional act of SWC, its sub-subcontractors and its employees. SWC shall not have a duty to defend any other party.
  15. Lien and Bond Rights Preserved. This is a preliminary information pursuant to applicable State laws and does not constitute a current lien on the said property nor does it reflect adversely on the Customer and if applicable the Owner. It is a notice to protect the rights of SWC and is not a lien, cloud, nor encumbrance to the said property, nor is it a matter of public record. Certain State and local laws require the issuance of this notice as a prerequisite afforded by the lien and or bonding laws in most instances to protect the rights in the future. Accordingly, this provision, notice, is made a part of this agreement as a matter of protection to SWC as a standard practice. Notwithstanding any provision to the contrary, SWC may take all steps reasonably necessary to preserve and enforce its lien and bond rights.
  16. Prevailing and or union wages are not included in our proposal unless specially noted.
  17. Governing Law. This Agreement shall be governed by and construed in accordance with the laws of the State of the location of the facility for which product is installed or services are performed.
  18. Severability. In the event any one or more of the clauses or provisions of this Agreement or any exhibit is held to be invalid or inapplicable to said Agreement or otherwise unenforceable, the enforceability of the remaining clauses and provisions shall remain enforceable.

- 19. Additional Provisions. Contract provisions and clauses not stated that strictly apply to this Agreement but may become applicable or necessary in the course of the Project (i.e., Dispute Remedies, Severability, Termination, Assignments, Conflicts, etc.) shall be in accordance with the standards of the American Subcontractors Association Contract Articles and Clauses.
- 20. Time validity of this Quote is 30 days.

**PROPOSAL ACCEPTANCE**

*By signing this Proposal, the Customer accepts this Proposal, enters into a Subcontract Agreement with SWC in the amount of \$294,666.51 and authorizes SWC (South Western Communications, Inc.) to commence with the noted Work of Proposal 66160\_EST\_2. The authorization is inclusive of approval to commence Equipment procurement, Engineering, Programming, Manufacturing and Installation with applicable progress invoicing of same.*

*Execution of this Agreement by the Parties. SWC reserves the right to delay the commencement of any required activities of this Agreement until which time SWC has received the required Project Start-up and Mobilization fee and other applicable requirements such as Customer Credit/Risk Application, Insurance Certificates (Customer and Builders Risk), Bond (Customer and Owner, CAD Files, etc.,*

Note: This proposal will expire if not accepted within thirty (30) days of the date of the Proposal. SWC reserves the right to modify this Proposal at any time prior to acceptance.

**Proposal Acceptance and Subcontract Execution:**

By:

\_\_\_\_\_  
*Customer Authorized Signature*

\_\_\_\_\_  
*SWC Authorized Signature*

\_\_\_\_\_  
Printed Name

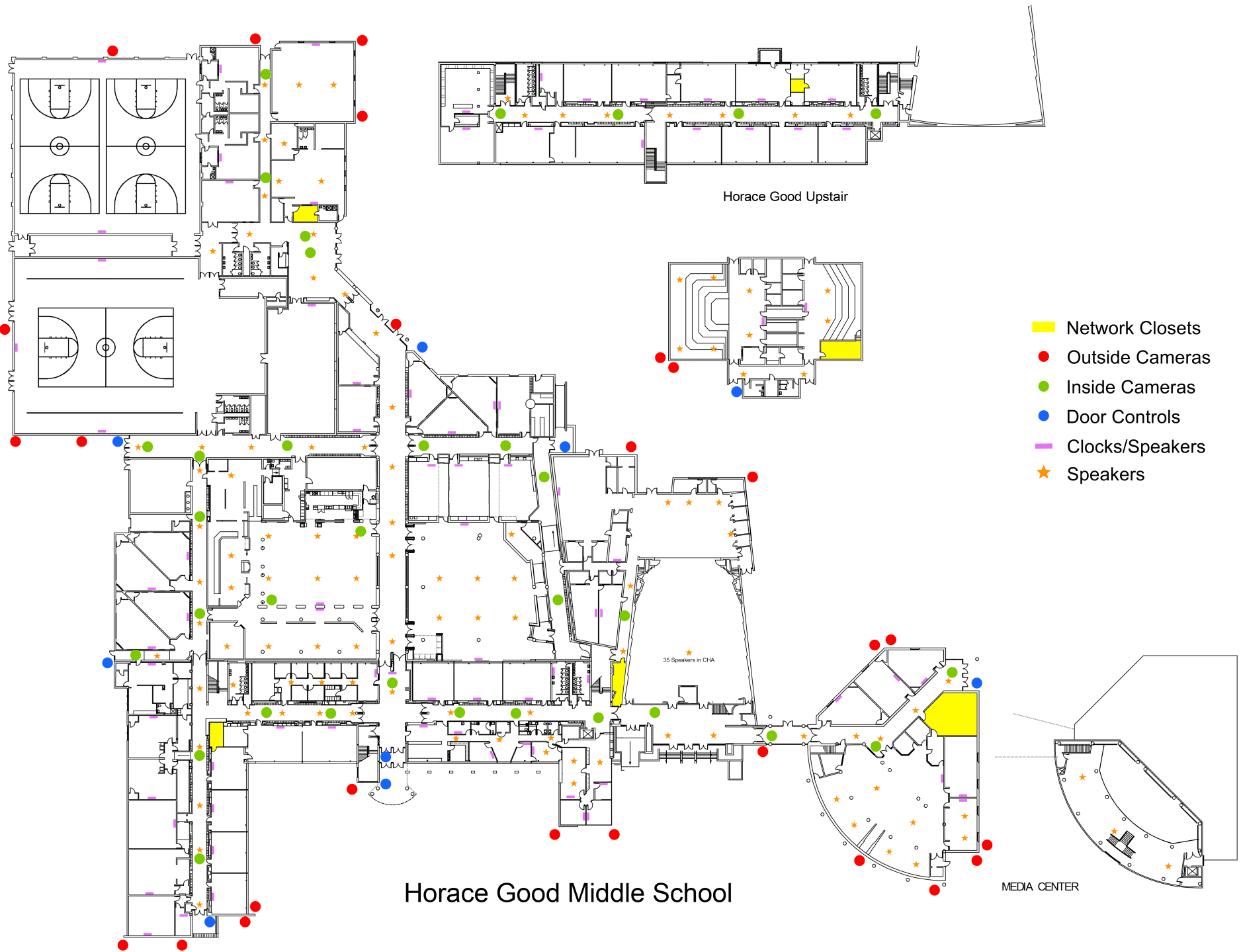
\_\_\_\_\_  
Printed Name

\_\_\_\_\_  
Title

\_\_\_\_\_  
Title

\_\_\_\_\_  
Acceptance Date

\_\_\_\_\_  
Acceptance Date



Horace Good Upstair

Horace Good Middle School

- Network Closets
- Outside Cameras
- Inside Cameras
- Door Controls
- Clocks/Speakers
- ★ Speakers

35 Speakers in CHA

MEDIA CENTER