



# LINCOLN COUNTY SCHOOL DISTRICT

Dr. Majalise Tolan  
Superintendent

District Office | Teaching & Learning Center  
1212 NE Fogarty Street, Newport, OR 97365  
PO Box 1110, Newport, OR 97365  
T 541-265-9211 | F 541-265-3059  
[www.lincoln.k12.or.us](http://www.lincoln.k12.or.us)

## Board of Directors NOTICE OF A BOARD MEETING Lincoln County School District Business Meeting of the Board

**Date** Tuesday, February 11, 2025  
**Time** 6:30 PM  
**Place** Toledo Jr/Sr High, 1800 NE Sturdevant Rd, Toledo, OR 97391

The Lincoln County School District Board of Directors has scheduled a Lincoln County School District Business Meeting of the Board of the Board beginning at 6:30 PM.

Public comment will only be heard if a specific public comment time is designated on the agenda. Not all meetings of the Board have public comment.

If you are a member of the community and wish to speak before the Board, please email the following information to [eddie.symington@lincoln.k12.or.us](mailto:eddie.symington@lincoln.k12.or.us) by **12:00 pm on the business day prior to the meeting: Name, address and phone number (optional), and topic.** Once your request is received, you will be contacted with details regarding making the comment during the meeting. Public comment cards will also be available at the door and must be completed and given to the Board Secretary. All public comment will follow Board Policy BDDH – “Public Comment at Board Meetings.”

**The session will be streamed and can be accessed by visiting our [website](#).**

The agenda is attached.

The meeting location is accessible to persons with disabilities. A request for an interpreter for the hearing impaired or for other accommodations for persons with disabilities should be made at least 48 hours before the meeting.

THIS NOTICE SATISFIES THE REQUIREMENTS OF ORS 192.630, 192.640 AND 332.045.

For further information or to request accommodations, please contact:  
Eddie Symington, Assistant to the Superintendent and School Board  
Lincoln County School District | 1212 NE Fogarty | Newport, OR 97365

**LINCOLN COUNTY SCHOOL DISTRICT**  
**Board of Directors – Lincoln County School District Business Meeting of the**  
**Board**  
**Tuesday, February 11, 2025 - 6:30 PM**  
**Toledo Jr/Sr High, 1800 NE Sturdevant Rd, Toledo, OR 97391**

**Agenda**

1. Call to Order & Reading of Land Acknowledgment
2. Roll Call- Establishment of a quorum
3. Introductions
  - 3.a. LCSD Board Meeting Interpreter - Maggie Acosta
4. Communications
  - 4.a. Written
  - 4.b. From the Audience (This time is reserved for public comment on topics published on the Board's agenda)
  - 4.c. Recognition
    - 4.c.1. East Area Site Council Recognition
    - 4.c.2. Classified Appreciation Proclamation



# LINCOLN COUNTY SCHOOL DISTRICT

Dr. Majalise Tolan  
Superintendent

District Office | Teaching & Learning Center  
1212 NE Fogarty Street, Newport, OR 97365  
PO Box 1110, Newport, OR 97365  
T 541-265-9211 | F 541-265-3059  
www.lincoln.k12.or.us

## Classified Appreciation Week

**WHEREAS**, the education of youth is essential to the future of our community, state, country and world;  
and

**WHEREAS**, classified employees are the backbone of our public education system; and

**WHEREAS**, classified employees work directly with students, educators, parents, volunteers, business partners and community members; and

**WHEREAS**, classified employees support the smooth operation of offices, the safety and maintenance of buildings and property, and the safe transportation, healthy nutrition and direct instruction of students;  
and

**WHEREAS**, our community depends upon and trusts classified employees to serve students; and

**WHEREAS**, classified employees, with their diverse talents and true dedication, nurture students throughout their school years.

**NOW, THEREFORE, BE IT RESOLVED** that the Lincoln County School District Board of Directors proclaims and recognizes that March 3, 2025, will be **CLASSIFIED EMPLOYEE APPRECIATION WEEK**;  
and

**BE IT FURTHER RESOLVED** that the Lincoln County School District Board of Directors strongly encourages all members of our community to join in this observance, recognizing the dedication and hard work of these individuals all year.

Adopted this 11th day of February, 2025.

Chair, Peter Vince, School District Board of Directors

Dr. Majalise Tolan, Superintendent

4.d. LCEA Report

5. Consultant Reports/Staff Reports/Student Reports

5.a. Area Report

5.b. Student Report

5.c. Financial Report

5.c.1. Monthly Financial Report

**General Fund Revenue & Expenditure Summary (Unaudited)**

Fiscal Year 2024-25

Year To Date Transactions as of January 31, 2025

	Period 1 Actual July '24	Period 2 Actual Aug '24	Period 3 Actual Sept '24	Period 4 Actual Oct '24	Period 5 Actual Nov '24	Period 6 Actual Dec '24	Period 7 Actual Jan '25	Period 8 Projected Feb '25	Period 9 Projected March '25	Period 10 Projected April '25	Period 11 Projected May '25	Period 12 Projected June '25	Period 13 Projected July '25	Projected 2024-25 Totals	Adopted 2024-25 BUDGET	Year-To-Date 2024-25 Actuals	YTD Diff Budget vs. Projected	% of Budget
<b>REVENUES</b>																		
<b>LOCAL SOURCES:</b>																		
Current year's levy					38,787,420	2,060,406	514,850	299,821	1,086,289	163,111	176,225	1,130,139	445,522	44,663,783 *	44,976,913	40,847,826	(313,130)	91%
Prior years' taxes	329	167,592	173,911	73,928	78,431	120,931	45,104	38,113	30,039	30,451	40,830	80,680	40,361	920,698 *	805,000	615,121	115,698	76%
Interest on Investments	85,647	86,034	76,359	49,617	80,717	222,453	177,852	124,016	119,206	86,989	92,903	116,247	29,403	1,347,442	1,090,000	600,828	257,442	55%
Fees Charged to Grants		2,618	13,313	47,391	7,951	661	68,589	40,714	64,330	72,394	40,891	174,516	89,036	622,404	650,000	71,934	(27,596)	11%
Rentals									2,500				2,500	5,000	10,000	-	(5,000)	0%
Contributions				511										511		511	511	#DIV/0!
Other Local Income	3,236	2,492	1,713	26,527	35,110	122,541	87,764	64,996	101,886	107,045	124,412	99,170	313,033	1,089,925	1,283,546	191,620	(193,621)	15%
<b>INTERMEDIATE SOURCES:</b>																		
ESD - Severe Disab Support						122,973					122,973			245,946	180,000	122,973	65,946	68%
County School Fund								150,000			150,000			300,000 *	300,000	-	-	0%
Other, Hvy Eq Rent Tax, etc			1,215			89	1,537							2,841		1,304	2,841	#DIV/0!
<b>STATE SOURCES:</b>																		
SSF- Current Year	3,766,492	1,882,116	1,882,116	1,882,116	1,882,116	1,882,116	1,882,116	1,969,915	1,958,073	1,876,969	1,899,314			22,763,459	22,763,459	13,177,072	0	58%
SSF- Prior Year														0		-	-	#DIV/0!
Common School Fund							340,855						331,620	672,475 *	663,240	-	9,235	0%
State Timber				93,186				70,022				203,637		366,845 *	500,000	93,186	(133,155)	19%
Unrstd Grants, HCD, Wildfire											150,000			150,000	1,184,296	-	(1,034,296)	0%
<b>FEDERAL SOURCES:</b>																		
Federal Forest Fees														0		-	-	#DIV/0!
Foster Care Transp Reimb									22,046			27,954		50,000	50,000	-	-	0%
<b>OTHER RESOURCES:</b>																		
Interfund Transfer														0		-	-	#DIV/0!
Sale of Assets/Ins Proceeds						9,310								9,310		9,310	9,310	#DIV/0!
Beginning Fund Balance	16,939,952													16,939,952	15,281,164	16,939,952	1,658,788	111%
<b>Total Monthly Revenues</b>	<b>20,795,656</b>	<b>2,140,852</b>	<b>2,148,626</b>	<b>2,080,091</b>	<b>40,964,932</b>	<b>4,541,480</b>	<b>3,118,665</b>	<b>2,757,596</b>	<b>3,381,868</b>	<b>2,339,459</b>	<b>2,797,549</b>	<b>1,832,343</b>	<b>1,251,474</b>	<b>90,150,592</b>	<b>89,737,618</b>	<b>72,671,637</b>	<b>412,974</b>	<b>81%</b>
<b>CUMULATIVE RESOURCES</b>	<b>20,795,656</b>	<b>22,936,508</b>	<b>25,085,134</b>	<b>27,165,225</b>	<b>68,130,156</b>	<b>72,671,637</b>	<b>75,790,302</b>	<b>78,547,898</b>	<b>81,929,766</b>	<b>84,269,226</b>	<b>87,066,774</b>	<b>88,899,118</b>	<b>90,150,592</b>					

<b>EXPENDITURES</b>																		
Salaries (100)	640,032	921,545	2,763,256	2,876,198	3,004,145	2,821,751	2,852,032	2,907,975	2,809,452	2,782,946	2,929,087	6,916,651		34,225,071	33,893,322	13,026,927	331,749	38%
Employee benefits (200)	276,432	391,588	1,369,828	1,478,401	1,410,601	1,378,263	1,417,676	1,557,911	1,565,104	1,560,853	1,596,523	4,019,626	11,556	18,034,362	18,721,528	6,305,114	(687,166)	34%
Purchased services (300)	1,254,143	794,565	1,153,508	1,676,837	1,002,948	1,907,683	1,784,294	1,613,749	1,703,185	1,697,157	2,064,567	1,698,857	452,504	18,803,998	19,521,069	7,789,685	(717,071)	40%
Supplies (400)	97,577	175,305	329,895	121,253	144,103	181,098	104,928	121,653	122,009	160,232	210,654	300,201	208,959	2,277,869	2,365,569	1,049,232	(87,700)	44%
Capital outlay (500)		19,480						4,451	2,686	8,647	16,810		10,493	62,567	146,000	19,480	(83,433)	13%
Insurance/Other (600)	957,114	27,925	36,109	8,270	36,643	26,271	8,208	8,484	6,554	11,020	38,977	17,506	18,647	1,201,729	1,186,285	1,092,333	15,444	92%
Interfund Transfers (700)								4,800,005						4,800,005	4,800,005	-	-	0%
Contingency (800)														0	3,750,000	-	-	0%
Unappropriated Funds (800)														0	5,353,840	-	-	0%
<b>Total Monthly Expenditures</b>	<b>3,225,299</b>	<b>2,330,409</b>	<b>5,652,596</b>	<b>6,160,960</b>	<b>5,598,441</b>	<b>6,315,067</b>	<b>6,167,138</b>	<b>11,014,228</b>	<b>6,208,991</b>	<b>6,220,855</b>	<b>6,856,619</b>	<b>12,952,841</b>	<b>702,159</b>	<b>79,405,602</b>	<b>89,737,618</b>	<b>29,282,771</b>	<b>(1,228,176)</b>	<b>33%</b>
<b>CUMULATIVE EXPENDITURES</b>	<b>3,225,299</b>	<b>5,555,707</b>	<b>11,208,303</b>	<b>17,369,263</b>	<b>22,967,704</b>	<b>29,282,771</b>	<b>35,449,910</b>	<b>46,464,137</b>	<b>52,673,128</b>	<b>58,893,983</b>	<b>65,750,602</b>	<b>78,703,443</b>	<b>79,405,602</b>					
<b>Month-end Fund Balance</b>	<b>17,570,357</b>	<b>17,380,801</b>	<b>13,876,831</b>	<b>9,795,961</b>	<b>45,162,452</b>	<b>43,388,865</b>	<b>40,340,392</b>	<b>32,083,760</b>	<b>29,256,638</b>	<b>25,375,243</b>	<b>21,316,173</b>	<b>10,195,675</b>	<b>10,744,991</b>	<b>10,744,991</b>			<b>43,388,865</b>	

**Revenue Assumptions:**

Projection amounts based on Adopted Budget and avg % received during same time period over past 8 years

\* Local Revenue - Projected **46,923,801**

Local Revenue included in 6/20/24 SSF Estimate **47,246,946**

Estimated 2024/25 SSF Adjustment (May 2026)

**323,144**

Depends on Actual Local Revenue at Yr End

Anticipated Ending Fund Balance **11,068,135**

Less Unappropriated Ending Fund Balance (7% Required) & Contingency **(9,103,840)**

Excess Ending Fund Balance **1,964,295**

Primarily from Beg Fund Balance Estimate

**Monthly ADM - Prior Years**

	2018-19	2019-20	2020-21	2021-22	2022-23	2023-24	Monthly	Monthly ADM	YTD ADM	Budgeted	YTD Diff
	5,523.3	5,567.9	4,892.4	5,163.5	5,095.5	4,959.1	ADMr Comparison	2024-25	2024-25		
	5,549.3	5,586.5	4,945.8	5,189.8	5,111.6	4,984.2	September	4,775.6	4,775.6		
	5,541.6	5,596.7	4,968.0	5,191.8	5,109.0	4,974.9	October	4,783.3	4,767.7		
	5,538.8	5,585.9	5,089.1	5,192.9	5,098.5	4,961.0	November	4,737.4	4,757.7		
	5,512.2	5,577.6	5,054.0	5,184.1	5,095.4	4,945.4	December	4,705.5	4,746.6		
	5,491.0	<b>5,569.1</b>	5,052.3	5,180.8	5,103.0	4,935.4	January	4,656.8	4,726.8	4,752.7	(25.9)
	5,476.0	COVID-19	5,048.6	5,170.4	5,101.0	4,911.4	February				
	5,447.3	ADM Frozen	5,048.6	5,167.2	5,097.6	4,872.3	March				
	5,401.7	2nd Qtr (Dec)	5,049.0	5,157.0	5,093.8	4,859.1	April				
	5,482.5		5,090.2	5,122.6	5,007.0	4,833.5	May				
	5,482.5			5,122.6	5,072.2	4,916.2	June				
							June YTD				

**Expenditure Assumptions:**

Projection amounts based on Adopted Budget and avg % expended during same time period over past 8 years

**Lincoln County School District**  
**2024-25 Monthly Comparison - General Fund Projected to Actual**  
**January 2025**

REVENUES	Projected**	Actual	Actual Compared to Projected	Comments
<b>LOCAL SOURCES:</b>				
Current year's levy	570,477	514,850	(55,627) *	
Prior years' taxes	33,905	45,104	11,199 *	
Interest on Investments	138,833	177,852	39,019	
Fees Charged to Grants	53,222	68,589	15,367	
Rentals			-	
Contributions			-	
Other Local Income	84,227	87,764	3,537	
<b>INTERMEDIATE SOURCES:</b>				
ESD - Severe Disability Support			-	
County School Fund	150,000		(150,000) *	Not yet rcvd, moved to February Projected
Other, Hvy Eq Rent Tax, etc		1,537	1,537	
<b>STATE SOURCES:</b>				
SSF- Current Year	1,913,151	1,882,116	(31,035) *	
SSF- Prior Year			-	*
Common School Fund	331,620	340,855	9,235 *	
State Timber			-	*
Unrestricted Grants			-	*
<b>FEDERAL SOURCES:</b>				
Federal Forest Fees			-	
Foster Care Transport Reimb			-	
<b>OTHER RESOURCES:</b>				
Interfund Transfer			-	
Sale of Assets/Ins Proceeds			-	
Beginning Fund Balance				
<b>Total Monthly Revenue</b>	<b>3,275,435</b>	<b>3,118,665</b>	<b>(156,770)</b>	
<b>EXPENDITURES</b>				
Salaries (100)	2,787,254	2,852,032	64,778	Classified Contract Increase
Employee benefits (200)	1,528,640	1,417,676	(110,964)	
Purchased services (300)	1,642,815	1,784,294	141,478	
Supplies (400)	124,552	104,928	(19,624)	
Capital outlay (500)			-	
Insurance/Other (600)	12,994	8,208	(4,787)	
Interfund Transfers (700)			-	
Contingency (800)				
Unappropriated Funds (800)				
<b>Total Monthly Expenditures</b>	<b>6,096,256</b>	<b>6,167,138</b>	<b>70,882</b>	

\*Indicates SSF formula revenue -- excesses are returned to the State

\*\* Projections based on budget and average % received/expended during same time period over past 8 years

**Lincoln County School District**  
**2024-25 General Fund - Purchased Services Monthly Comparison**  
**January 2025**

	July	Aug	Sept	Oct	Nov	Dec	Jan	Feb	March	April	May	June	YTD Total
Prof Instruction Svcs	1,413	6,627	26,051	42,123	57,061	15,108	61,942						210,326
Cleaning Services	190,642	191,984	191,835	190,642	194,394	C	383,744						1,343,241
Repairs & Maint	4,554	4,456	27,865	9,578	10,930	12,107	33,585						103,075
Rentals	4,846	20,039	22,622	1,599	1,615	1,615	5,497						57,833
Utilities	30,042	15,424	126,738	106,931	107,144	159,577	189,339						735,195
Transportation	1,297	11,543	B	194,310	761,602	43,332	1,158,696	548,497					2,719,275
Travel	20	6,761	6,609	6,685	6,536	5,773	7,196						39,579
Telephone		8,210	4,772	14,560	9,674	4,534	13,232						54,982
Postage	1,695	2,245	3,732	3,565	6,372	2,214	3,262						23,085
Advertising		20			700								720
Printing & Binding		9,055	7,843	14,818	10,418	7,688	11,027						60,849
Data Lines		60	127	459	457	127	1,780						3,010
Charter School Pmts	972,459	486,971	486,971	486,971	486,971	486,971	486,971						3,894,285
Tuition		29,728	29,728	28,769	29,728	28,769	29,728						176,449
Audit Services						17,770							17,770
Legal Services		165	11,531	7,133	2,218	2,718							23,765
Architect/Engr Svcs													-
Neg/Labor Consltg													-
Managemnt Svcs													-
Data/Tech Svcs		75	5,430		1,500	3,000	1,500						11,505
Election Services													-
Other Gen Prof Svcs	47,176	1,203	7,344	1,404	33,898	1,016	6,995						99,035
<b>Total</b>	<b>1,254,143</b>	<b>794,565</b>	<b>1,153,508</b>	<b>1,676,837</b>	<b>1,002,948</b>	<b>1,907,683</b>	<b>1,784,294</b>	-	-	-	-	-	<b>9,573,979</b>

**For Reference Only:**

Less Transportation	(1,297)	(11,543)	(194,310)	(761,602)	(43,332)	(1,158,696)	(548,497)	-	-	-	-	-	
Charter Sch Pmts	(972,459)	(486,971)	(486,971)	(486,971)	(486,971)	(486,971)	(486,971)	-	-	-	-	-	
<b>Balance of Purchased Services</b>	<b>280,387</b>	<b>296,052</b>	<b>472,228</b>	<b>428,264</b>	<b>472,645</b>	<b>262,017</b>	<b>748,826</b>	-	-	-	-	-	<b>A</b>

**Notes:**

- A: Removing Transportation & Charter Payments with their irregular payment patterns from the totals smooths the monthly totals for comparison purposes. For Reference Only.
- B: July Home To School Invoice, August & September paid in early October
- B: October invoice paid in early December due to the Thanksgiving holiday
- C: December custodial invoice not received until January

**LINCOLN COUNTY SCHOOL DISTRICT**

	Budget	Encumb'd	YTD Actual	Remaining
<b>Special Revenues &amp; Grants (200-285 &amp; 900-994)</b>				
Revenues:				
Local	1,120,618		758,436	362,182
Intermediate				
State	3,675,754		1,989,565	1,686,189
Federal	8,052,219		2,790,617	5,261,602
Fund Tfrs/Asset Sales				
Beg. Fund Balance *	2,000,227		2,536,856	(536,629)
<b>Total Revenues</b>	<b>14,848,818</b>		<b>8,075,475</b>	<b>6,773,343</b>
Expenditures:				
Instruction	6,047,858	1,650,243	2,861,002	1,536,613
Support Services	6,609,564	1,227,223	1,853,242	3,529,099
Enterprise	631,773	127,932	171,595	332,246
Facilities Acq & Const	1,384,860		740,393	644,467
End Fund Bal/Tfrs	174,763			174,763
<b>Total Expenditures</b>	<b>14,848,818</b>	<b>3,005,398</b>	<b>5,626,232</b>	<b>6,217,188</b>
<b>Fund Balance</b>			<b>2,449,243</b>	<b>***</b>
<b>Indigenous Peoples (286)</b>				
Revenues:				
Local				
Fund Tfrs/Asset Sales	100,000			100,000
Beg. Fund Balance*	94,975		95,154	(179)
<b>Total Revenues</b>	<b>194,975</b>	<b>0</b>	<b>95,154</b>	<b>99,821</b>
Expenditures:				
Instruction	94,975		8,875	86,100
Support Services				0
End Fund Balance	100,000			100,000
<b>Total Expenditures</b>	<b>194,975</b>	<b>0</b>	<b>8,875</b>	<b>186,100</b>
<b>Fund Balance</b>			<b>86,279</b>	
Less Encumbered			0	
<b>Available for Expenditure</b>			<b>86,279</b>	
<b>Musical Instruments (287)</b>				
Revenues:				
Transfers	100,000			100,000
Beg. Fund Balance*	495,640		434,822	60,818
<b>Total Revenues</b>	<b>595,640</b>		<b>434,822</b>	<b>160,818</b>
Expenditures:				
Instruction	355,000		1,166	353,834
Support Services	40,640			40,640
End Fund Balance	200,000	200,000		0
<b>Total Expenditures</b>	<b>595,640</b>	<b>200,000</b>	<b>1,166</b>	<b>394,474</b>
<b>Fund Balance</b>			<b>433,656</b>	
Less Encumbered			200,000	
<b>Available for Expenditure</b>			<b>233,656</b>	

**2024-25 SPECIAL REVENUE FUNDS FINANCIAL STATEMENTS as of January 31, 2025 UNAUDITED**

	Budget	Encumb'd	YTD Actual	Remaining
<b>Pre-School Promise (288)</b>				
Revenues:				
State	547,750			547,750
Beg. Fund Balance*			0	0
<b>Total Revenues</b>	<b>547,750</b>		<b>0</b>	<b>547,750</b>
Expenditures:				
Instruction	498,078	281,595	209,765	6,718
Support Services	35,546	5,707	11,927	17,912
Enterprise	14,126	750	4,441	8,934
Facilities Acq & Const				
End Fund Balance				
<b>Total Expenditures</b>	<b>547,750</b>	<b>288,052</b>	<b>226,134</b>	<b>33,564</b>
<b>Fund Balance</b>			<b>(226,134)</b>	<b>***</b>
<b>Student Investment Account (289/989)</b>				
Revenues:				
State	5,345,320		3,002,558	2,342,762
Beg. Fund Balance*			0	0
<b>Total Revenues</b>	<b>5,345,320</b>		<b>3,002,558</b>	<b>2,342,762</b>
Expenditures:				
Instruction	2,401,025	1,163,267	1,063,301	174,457
Support Services	2,767,074	1,554,497	1,254,914	(42,337)
Enterprise	177,221		203,240	(26,019)
Facilities Acq & Const				0
End Fund Balance				
<b>Total Expenditures</b>	<b>5,345,320</b>	<b>2,717,765</b>	<b>2,521,455</b>	<b>106,101</b>
<b>Fund Balance</b>			<b>481,103</b>	<b>***</b>
<b>Curriculum (290)</b>				
Revenues:				
Local			104,180	(104,180)
Transfers	2,000,000			2,000,000
Beg. Fund Balance*	3,624,186		3,615,733	8,453
<b>Total Revenues</b>	<b>5,624,186</b>		<b>3,719,913</b>	<b>1,904,273</b>
Expenditures:				
Instruction	281,460		265,860	15,600
Contingency	5,342,726			5,342,726
End Fund Balance				
<b>Total Expenditures</b>	<b>5,624,186</b>	<b>0</b>	<b>265,860</b>	<b>5,358,326</b>
<b>Fund Balance</b>			<b>3,454,053</b>	
Less Encumbered			0	
<b>Available for Expenditure</b>			<b>3,454,053</b>	

	Budget	Encumb'd	YTD Actual	Remaining
<b>Small Schools Grant (291) WHS &amp; Toledo 7-12</b>				
Revenues:				
Local			4,340	(4,340)
State	74,300			74,300
Beg. Fund Balance *	146,069		152,085	(6,016)
<b>Total Revenues</b>	<b>220,369</b>		<b>156,425</b>	<b>63,944</b>
Expenditures:				
Instruction	65,691	4,037	12,226	49,429
Support Services	22,361	399	4,120	17,842
Enterprise				0
Facilities Acq & Const				
Conting/End Fund Bal	132,317	74,300		58,017
<b>Total Expenditures</b>	<b>220,369</b>	<b>78,736</b>	<b>16,346</b>	<b>125,287</b>
<b>Fund Balance</b>			<b>140,080</b>	
Less Encumbered			78,736	
<b>Available for Expenditure</b>			<b>61,344</b>	
<b>High School Success (292)</b>				
Revenues:				
State	1,498,394		55,416	1,442,978
Beg. Fund Balance *			0	0
<b>Total Revenues</b>	<b>1,498,394</b>		<b>55,416</b>	<b>1,442,978</b>
Expenditures:				
Instruction	724,443	338,912	246,532	138,999
Support Services	773,951	156,029	255,520	362,401
End Fund Balance				
<b>Total Expenditures</b>	<b>1,498,394</b>	<b>494,941</b>	<b>502,053</b>	<b>501,400</b>
<b>Fund Balance</b>			<b>(446,637)</b>	<b>***</b>
<b>Building Maintenance (293)</b>				
Revenues:				
Local	71,022		39,331	31,691
State				
Federal				
Fund Tfrs/Asset Sales	1,300,000			1,300,000
Beg. Fund Balance *	2,225,881		2,065,990	159,891
<b>Total Revenues</b>	<b>3,596,903</b>		<b>2,105,321</b>	<b>1,491,582</b>
Expenditures:				
Instruction	300,000			300,000
Support Services	1,216,500	37,071	256,070	923,359
Enterprise				
Facilities Acq & Const	2,080,403	1,759	823,530	1,255,114
End Fund Bal/Tfrs				
<b>Total Expenditures</b>	<b>3,596,903</b>	<b>38,830</b>	<b>1,079,600</b>	<b>2,478,473</b>
<b>Fund Balance</b>			<b>1,025,721</b>	
Less Encumbered			38,830	
<b>Available for Expenditure</b>			<b>986,891</b>	

\* Beginning Fund Balances are Audited

\*\* Fund Balances do NOT include encumbered expenditures

\*\*\* Reimbursement Basis Grants, revenue received after funds expended, negative or low fund balance is normal

**LINCOLN COUNTY SCHOOL DISTRICT**

**2024-25 SPECIAL REVENUE FUNDS FINANCIAL STATEMENTS as of January 31, 2025 UNAUDITED**

	Budget	Encumb'd	YTD Actual	Remaining
<b>Food Services (294)</b>				
Revenues:				
Local	239,500		80,076	159,424
State	35,000			35,000
Federal	3,299,661		1,072,344	2,227,317
Fund Tfrs/Asset Sales			57,434	(57,434)
Beg. Fund Balance *	400,000		556,043	(156,043)
<b>Total Revenues</b>	<b>3,974,161</b>		<b>1,765,896</b>	<b>2,208,265</b>
Expenditures:				
Instruction	116,323	57,344	55,550	3,429
Support Services	34,870	14,952	20,944	(1,026)
Enterprise	3,822,968	1,985,475	1,523,281	314,212
Facilities Acq & Const			124,111	(124,111)
End Fund Balance				0
<b>Total Expenditures</b>	<b>3,974,161</b>	<b>2,057,770</b>	<b>1,723,887</b>	<b>192,504</b>
<b>Fund Balance</b>			<b>42,010</b>	<b>***</b>

<b>Student Activities (295)</b>				
Revenues:				
Local	1,300,000		805,273	494,727
Beg. Fund Balance *	1,500,000		1,202,434	297,566
<b>Total Revenues</b>	<b>2,800,000</b>		<b>2,007,707</b>	<b>792,293</b>

Expenditures:				
Instruction	1,470,000	62,888	561,680	845,432
Support Services	110,000	2,743	11,746	95,511
Enterprise	50,000	248	11,800	37,952
Contingency	1,170,000			1,170,000
<b>Total Expenditures</b>	<b>2,800,000</b>	<b>65,879</b>	<b>585,226</b>	<b>2,148,895</b>
<b>Fund Balance</b>			<b>1,422,481</b>	
Less Encumbered			65,879	
<b>Available for Expenditure</b>			<b>1,356,602</b>	

<b>Outdoor School for All (296)</b>				
Revenues:				
State	169,958		621	169,337
<b>Total Revenues</b>	<b>169,958</b>		<b>621</b>	<b>169,337</b>

Expenditures:				
Instruction	158,677	628	35,132	122,918
Support Services	11,281		561	10,720
<b>Total Expenditures</b>	<b>169,958</b>	<b>628</b>	<b>35,692</b>	<b>133,638</b>
<b>Fund Balance</b>			<b>(35,072)</b>	<b>***</b>

<b>ODE Facilities Grants (297)</b>				
Revenues:				
State Sources				0
<b>Total Revenues</b>	<b>0</b>	<b>0</b>	<b>0</b>	<b>0</b>

Expenditures:				
Support Services	10,000			10,000
<b>Total Expenditures</b>	<b>10,000</b>	<b>0</b>	<b>0</b>	<b>10,000</b>
<b>Fund Balance</b>				

\* Beginning Fund Balances are Audited

\*\* Fund Balances do NOT include encumbered expenditures

\*\*\* Reimbursement Basis Grants, revenue received after funds expended, negative or low fund balance is normal

	Budget	Encumb'd	YTD Actual	Remaining
<b>Technology (298)</b>				
Revenues:				
Local	38,015		106,169	(68,154)
Federal				
Transfers	1,300,000			1,300,000
Beg. Fund Balance*	3,310,915		3,385,061	(74,146)
<b>Total Revenues</b>	<b>4,648,930</b>		<b>3,491,230</b>	<b>1,157,700</b>
Expenditures:				
Instruction			8,286	(8,286)
Support Services	539,915	39,177	254,475	246,263
Contingency	500,000			500,000
End Fund Balance	3,609,015			3,609,015
<b>Total Expenditures</b>	<b>4,648,930</b>	<b>39,177</b>	<b>262,761</b>	<b>4,346,992</b>
<b>Fund Balance</b>			<b>3,228,469</b>	
Less Encumbered			39,177	
<b>Available for Expenditure</b>			<b>3,189,292</b>	

<b>Vehicle Replacement (299)</b>				
Revenues:				
Local	52,050		4,110	47,940
Sale of Assets				0
Beg. Fund Balance *	35,455		103,894	(68,439)
<b>Total Revenues</b>	<b>87,505</b>		<b>108,004</b>	<b>(20,499)</b>

Expenditures:				
Support Services	87,505	55,348	57,434	(25,276)
End Fund Balance				
<b>Total Expenditures</b>	<b>87,505</b>	<b>55,348</b>	<b>57,434</b>	<b>(25,276)</b>
<b>Fund Balance</b>			<b>50,570</b>	
Less Encumbered		Next Yr Courier Van	55,348	
<b>Available for Expenditure</b>			<b>(4,777)</b>	

<b>PERS Bonds Debt Service (320)</b>				
Revenues:				
Local	4,963,418		2,382,807	2,580,611
Beg. Fund Balance *	10,190,020		10,155,084	34,936
<b>Total Revenues</b>	<b>15,153,438</b>		<b>12,537,891</b>	<b>2,615,547</b>

Expenditures:				
Debt Service	6,410,917		550,458	5,860,459
End Fund Balance	8,742,521	8,742,521		0
<b>Total Expenditures</b>	<b>15,153,438</b>	<b>8,742,521</b>	<b>550,458</b>	<b>5,860,459</b>
<b>Fund Balance</b>			<b>11,987,433</b>	

<b>GO Bonds Debt Service (330 &amp; 331)</b>				
Revenues:				
Local	6,489,976		6,056,916	433,060
Transfers	6,515,005			6,515,005
Beg. Fund Balance *	1,350,977		2,815,974	(1,464,997)
<b>Total Revenues</b>	<b>14,355,958</b>		<b>8,872,890</b>	<b>5,483,068</b>

Expenditures:				
Debt Service	378,776		358,350	20,426
Transfers	6,515,000			6,515,000
End Fund Balance	7,462,182	7,462,182		0
<b>Total Expenditures</b>	<b>14,355,958</b>	<b>7,462,182</b>	<b>358,350</b>	<b>6,535,426</b>
<b>Fund Balance</b>	<b>9</b>		<b>8,514,540</b>	

	Budget	Encumb'd	YTD Actual	Remaining
<b>Capital Construction Fund (405)</b>				
Revenues:				
Local	588,020		434,962	153,059
Beg. Fund Balance *	1,659,350		1,814,942	(155,592)
<b>Total Revenues</b>	<b>2,247,370</b>		<b>2,249,904</b>	<b>(2,534)</b>
Expenditures:				
Support Services	282,370			
Facilities Acq & Const	1,965,000	17,629	328,612	1,618,758
End Fund Balance				
<b>Total Expenditures</b>	<b>2,247,370</b>	<b>17,629</b>	<b>328,612</b>	<b>1,901,128</b>
<b>Fund Balance</b>			<b>1,921,291</b>	
Less Encumbered			17,629	
<b>Available for Expenditure</b>			<b>1,903,662</b>	

<b>Future Property Purchases Reserve (420)</b>				
Revenues:				
Local			34,093	(34,093)
Fund Tfrs/Asset Sales				
Beg. Fund Balance *	1,125,265		1,126,240	(975)
<b>Total Revenues</b>	<b>1,125,265</b>		<b>1,160,333</b>	<b>(35,068)</b>

Expenditures:				
Facilities Acq & Const	1,125,265			1,125,265
<b>Total Expenditures</b>	<b>1,125,265</b>			<b>1,125,265</b>
<b>Fund Balance</b>			<b>1,160,333</b>	

<b>Dental/Vision Self Insurance (610)</b>				
Revenues:				
Local	983,456		465,495	517,961
Beg. Fund Balance *	1,212,504		1,333,152	(120,648)
<b>Total Revenues</b>	<b>2,195,960</b>		<b>1,798,647</b>	<b>397,313</b>

Expenditures:				
Support Services	860,518		583,331	277,187
Contingency	1,335,442			1,335,442
<b>Total Expenditures</b>	<b>2,195,960</b>		<b>583,331</b>	<b>1,612,629</b>
<b>Fund Balance</b>			<b>1,215,316</b>	
Less Encumbered			0	
<b>Available for Expenditure</b>			<b>1,215,316</b>	

<b>District Medical Group HRA (620)</b>				
Revenues:				
Local	904,573		531,591	372,982
Beg. Fund Balance	2,664,117		2,867,959	(203,842)
<b>Total Revenues</b>	<b>3,568,690</b>		<b>3,399,550</b>	<b>169,140</b>

Expenditures:				
Support Services	440,000	8,932	369,931	61,137
End Fund Balance	3,128,690			3,128,690
<b>Total Expenditures</b>	<b>3,568,690</b>	<b>8,932</b>	<b>369,931</b>	<b>3,189,827</b>
<b>Fund Balance</b>			<b>3,029,619</b>	
Less Encumbered			8,932	
<b>Available for Expenditure</b>			<b>3,020,688</b>	

**LINCOLN COUNTY SCHOOL DISTRICT**  
**Bills & Claims Over \$25,000 - All Funds**  
**2024-25 Fiscal Year**  
**JANUARY 2025**

<b>Date</b>	<b>Payee</b>	<b>Description</b>	<b>Amount</b>
1/10/2025	CREATIVE LEADERSHIP SOLUTIONS	PROFESSIONAL LEARNING-SECONDARY MATH	\$ 26,250.00
1/17/2025	EDDYVILLE CHARTER SCHOOL	24-25 SSF PAYMENTS	\$ 329,751.96
1/17/2025	FIRST STUDENT, INC.	STUDENT TRANSPORTATION	\$ 518,608.71
1/17/2025	SILETZ VALLEY CHARTER SCHOOL	24-25 SSF PAYMENTS	\$ 224,495.77
1/17/2025	SODEXO, INC & AFFILIATES (CUST)	MONTHLY CONTRACT SERVICES	\$ 390,950.95
1/17/2025	LATHAM CENTERS, INC.	TUITION-SPECIAL ED OUT OF STATE PLACEMENT	\$ 29,727.76
1/24/2025	SODEXO, INC & AFFILIATES (CAFE)	MONTHLY CONTRACT SERVICES	\$ 229,189.74

**LINCOLN COUNTY SCHOOL DISTRICT  
INVESTMENT REPORT  
January 31, 2025**

<b>Oregon State Treasury - Local Government Investment Pool</b>	
Beginning Balance	\$ 63,771,118
Additions	2,537,526
Reductions	4,900,000
<b>Ending Balance</b>	<b>\$ 61,408,644</b>

<b>Oregon State Treasury - Local Government Investment Pool - 2002 PERS Bonds</b>	
Beginning Balance	\$ 1,534,644
Additions	258,558
Reductions	0
<b>Ending Balance</b>	<b>\$ 1,793,203</b>

<b>Oregon State Treasury - Local Government Investment Pool - 2003 PERS Bonds</b>	
Beginning Balance	\$ 2,060,571
Additions	342,752
Reductions	0
<b>Ending Balance</b>	<b>\$ 2,403,323</b>

<b>Oregon Coast Bank - Money Market Account</b>	
Beginning Balance	\$ 13,433,220
Additions	4,951,547
Reductions	5,600,000
<b>Ending Balance</b>	<b>\$ 12,784,767</b>

<b>Oregon Coast Bank - 13 Month Time CD (Fund 331 QSCB Sinking Fund)</b>	
3.8% APY	
Beginning Balance	\$ 1,846,511
Additions	-
Reductions	-
<b>Ending Balance</b>	<b>\$ 1,846,511</b>

<b>Monthly Totals</b>	
Beginning Balance	\$ 82,646,064
Additions	\$ 8,090,384
Reductions	\$ 10,500,000
<b>Ending Balance</b>	<b>\$ 80,236,448</b>

<b><u>Interest Rates</u></b>	<b><u>Nov</u></b>	<b><u>Dec</u></b>	<b><u>Jan</u></b>
<b>LGIP</b>	<b>4.99%</b>	<b>4.85%</b>	<b>4.70%</b>
<b>Oregon Coast Bank</b>	<b>5.12%</b>	<b>5.02%</b>	<b>4.89%</b>

5.d. First Student Report (Written)

Talking Points-Please contact me at [Darleen.vanriper@firstgroup.com](mailto:Darleen.vanriper@firstgroup.com) with any comments or questions.

**1. Snow Days!**

When the weather starts to look like it will cause unsafe driving conditions, Rich and I have a quick check-in to discuss what the plan is for the next morning. When we decide that we need to check roads, our team goes to bed early to catch the 3:00AM alarm.

We currently have eight staff on the team who check road & weather conditions throughout the county. The red lines on the mini-map show you our full road check route. When the weather isn't too bad, and we know we need to focus on certain "hot" spots, we direct our checks towards those areas.

I receive constant updates via text from the team on how the roads are. Starting at 4:15AM, I devise a recommendation based on the team's input, and send it to Rich by 4:30AM. Making the decision to close school is never easy; however, it becomes a no-brainer, when the safety of our children is on the line.



**2. First Student Staffing Changes**

We have completed the selection for the Location Safety Manager. Brenda Porter used to be our dispatcher/router in Toledo. She has proven herself as an employee who understands what it takes to make the LCSD school bus wheels go round and round. As an ODE-certified trainer, she also has the background to organize and manage the safety department. Congratulations, Brenda, on your new role.

Until we can find a suitable replacement dispatcher/router, Brenda (LSM), Sheila (ALM) and I (LM) will train and cross-train, help each other complete the tasks for each department.

**3. Driver/Candidate Comparison Report (as of 02/06/2025)**

	1/10/2025		2/6/2025	
Lincoln County Bus Routes	74	Driver Shortage	74	Driver Shortage
Drivers on hand (LOA excluded)	61	13	59	15
Out of Town Drivers	0	13	0	15
Routes not currently serviced (combos)	13	13	15	13
<b>Other Considerations:</b>				
Cover Drivers positions not staffed	6	19	6	21
Route Monitor positions not staffed	0		0	
Drivers on LOA/FMLA/WC (Regular & Casual)	4		4	
Casual Drivers with limited availability	7		7	
LCSD & FS Staff Able to Drive	5		5	

*Data is subject to frequent changes.*

Currently, our pipeline includes two candidates in Behind-the-Wheel training and one in testing. We have no one in classroom training; however, there are four applicants who are currently working on getting their learners permits. Since last month, we added two CDL drivers, lost one CDL driver and two van drivers.

**4. SafeFleet Depot Download Currently on Ice**

Over the winter break, our SafeFleet Depot Download system froze to a halt. We are back to pulling video footage manually. So far, there have not been any issues on getting footage to the schools in a timely manner, as we monitor the radio and anticipate the need for video evidence for incident reports. The LCSD IT department and the SafeFleet support team are working closely with each other to resolve the issue and make our lives a bit easier again.

**5. Upcoming Events**

February is Love the Bus the Month-We will have little events throughout the month to show our appreciation to our team.

January 10-No school for LCSD; ECS and SVS in session

January 17-Presidents' Day-No School

5.e. Food Services Report (Written)

5.e.1. Nutrition Services Report

# THE MONTHLY FEED - FEBRUARY 2025

jamie.nicholson@lincoln.k12.or.us  
sara.gibson@lincoln.k12.or.us  
patty.graves@lincoln.k12.or.us  
rebecca.smith@lincoln.k12.or.us



## NUTRITION SERVICES

Lincoln County School District  
School Meals Gardens Food Pantry



**NEW  
LOOK**



We all remember the cafeterias of yesterday. Well, say hello to the school meal experience of today:  
**Bright Bites Kitchen.**

Now serving a chef-inspired menu of fresh and flavorful favorites. Whole food that creates wide smiles. Because when kids eat fresh, they stay focused. Fueled. Awesome. Bright.

Welcome to the kitchen where kids eat fresh to stay bright, and find your seat where taste buds meet best buds.

Don't forget, breakfast and lunch are free every school day, come try some of our new menu items!



A total of 141.12 pounds of food have been grown by Lincoln County School District students and put into school meals during the 24/25 SY so far. Schools continue to grow, even during the winter, with hydroponic towers.

Thank you to our dedicated kitchen staff for all your hard work.

You have served  
136,105 breakfasts  
217,043 lunches  
2,077 suppers  
8,291 Head Start Meals  
9231 catered meals



That's 372,747 meals!!

## WHAT'S GROWING ON? -LCSD SCHOOL GARDENS-

### LCSD Garden Program's 4th Year of "Grow This! Oregon Garden Challenge"

Grow This! is an annual seed giveaway and growing challenge made possible through OSU Extension and Food Hero. Our school gardens will be starting their fourth season of gardening with seeds from this program. It is exciting for students to plant the seeds at school in their classrooms and have plants to take home and supply seedlings to their school gardens. According to the OSU Extension web site, Oregonians who sign up and request seeds will be mailed the following seeds free of charge:

**Households:** sunflower, lettuce and pea pod Oregon farmer-grown seeds!

**Teachers (Pre-K through High School):** a Classroom Seed-Starting Kit with supplies for up to 30 students, including Oregon grown seeds (romaine lettuce, sunflowers and summer squash)

**Programs and groups working with children and teens:** a Mini Seed-Starting Kit with supplies for starting seeds with up to 15 children or teens, including Oregon grown seeds.

## FRESH FRUIT AND VEGETABLE PROGRAM (FFVP)



The Fresh Fruit and Vegetable Program (FFVP) is an important tool in our effort to combat childhood obesity. The program has been successful in introducing elementary school children (K-8) to a variety of produce that they otherwise might not have the opportunity to try.

*Some of this month's offerings include: Kiwi, Daikon Radish, Grapefruit, Honeydew, and Strawberries*

### DID YOU KNOW?

Strawberries are members of the Rosaceae family, commonly known as the Rose Family!



### Farm Fresh Friday Spotlight

February 14th :  
Jambalaya with local shrimp and pork

February 28th:  
Scratch-made vegetable beef stew  
with local beef

Want to be part of an amazing team?  
Go to [us.sodexo.com](http://us.sodexo.com) or call (541) 336-2156.



@lcsdschoolgardens



@Lincoln County Oregon School  
Gardens

**Save the Date!**  
**National School Breakfast Week**  
**March 3rd - March 7th**

**NEW**

# nutrislice

Looking for a way to check what's on the school menu from your phone? Want to see the nutritional value of a menu favorite or check for allergens?

Check out Nutrislice from the App store.  
It's free and easy to use!

As we work to fine tune this app experience, please contact Nutrition Services with questions.

## 5.f. Sodexo Custodial Report




# **SODEXO & LINCOLN COUNTY SCHOOL DISTRICT**

---

END OF THE MONTH REPORT- CUSTODIAL  
JANUARY 2024

# MONTHLY SNAPSHOT

- **Extra custodial help with sporting tournaments.**
- **Helping school admin mitigate bathroom vandalism in high schools.**
- **Extra disinfection added to standard cleaning yielded positive results with 2 schools being the exception. (more detail in March's meeting)**
- **Updating all first aid kits & wet floor signs in schools.**
- **Ensuring all rooms still get cleaned with EEs call out.**
- **Management increasing quality control inspections in north area to identify & resolve ongoing issues.**
- **Management working to repair LCSD floorcare equipment (covid purchases) to mitigate repair cost to the county.**
- **Meeting with all admin to talk about class program & help update procedures for cleaning.**
- **Re-train policy for body fluid clean up (specifically around food) with all EEs.**
- **Re-train all staff on policy around propping & barricading doors. (ongoing issue)**



## TEAM MEMBER SPOTLIGHT: TOLEDO HIGH SCHOOL

- **Terrence Chavez** is our nighttime shift manager. He has been with Sodexo for 1 yr & 1 month. Loves the staff at Tol.HS. He likes the fact that every day is different.
- **Gary Fenn** is our Lead here at Tol.HS. Gary has been here 8 months. His favorite thing about Tol.HS. Is the atmosphere. He loves what he does for a living.
- **Max Dempsey** is our 2<sup>nd</sup> shift full time employee. Been with company for almost 2 years. Loves the school and his family and how Terrence is always there to help when needed.
- **Tina Niemeier** (not pictured) is our 2<sup>nd</sup> shift part time employee. She started last Thursday. She brings 20 plus years of K-12 cleaning to LCSD from Walla-Walla SD. She enjoys remodeling her house with her family they just bought in Toledo.

# CHALLENGES

---

- **Bathroom vandalism:** **this has been increasing in the last few months.** Management is reporting to building admin when ever it has been identified.
- **Staff adhering to the CLASS program:** when chairs are stacked, large items are up off the floor and desks are cleared off it allow us to do as much cleaning and detailed disinfection as possible with the time we have (avg. 11.5 mins/classroom) when CLASS is not adhered to, we must spend more time/room thus the last few classrooms of the night get considerably less or no time for cleaning. This is an equitable solution for our county.
- **Currently Over staffed.**

# SAFETY

---

- Injuries/Incidents: 2 for January. YTD 3 (1 non-recordable and 2 medical emergency)
- Loss Time: 0
- Safe Schools: 1 new employee to complete for Tol.HS
- 3 Checks for Safety: 1.)- Do I know how to perform the task? 2.) Do I have the correct tools/PPE? 3.) Is my environment safe? (answer No to any of these questions then stop and call a manager!)
- Monthly Safety training; energized equipment & element exposure preparedness

- 6. Board Reports
- 7. Superintendent's Report
  - 7.a. Potential Bond Updates

**RESOLUTION NO. \_\_\_\_\_**

**A RESOLUTION OF LINCOLN COUNTY SCHOOL DISTRICT CALLING  
A MEASURE ELECTION FOR GENERAL OBLIGATION BONDS AND  
RELATED MATTERS.**

WHEREAS, the Board of Directors (the “Board”) of Lincoln County School District located in Lincoln County, Oregon, (the “District”) has determined that a need exists for the District to finance capital costs, as described in the ballot title attached hereto as Exhibit A (collectively, the “Project”); and

WHEREAS, in connection with the Project, the District has evaluated the need for safety improvements, including the joint funding of safety improvements with other public and private entities and the funding of safety improvements in accordance with ORS 332.176; and

WHEREAS, the District has applied for the Oregon School Capital Improvement Match (the “Match Program”) and may receive up to a \$6,000,000 grant if voters approve general obligation bonds for the Project; and

WHEREAS, the District anticipates incurring expenditures (the “Expenditures”) to finance the costs of the Project and wishes to declare its official intent to reimburse itself for any Expenditures it may make on the Project from the proceeds of general obligation bonds which may be issued as tax-exempt obligations in multiple series; and

WHEREAS, ORS 328.205 subject to voter approval, authorizes the District issue general obligation bonds to finance the Project;

NOW, THEREFORE, the Board of Directors of Lincoln County School District, located in Lincoln County, Oregon, resolves as follows:

1. The measure election is hereby called for the purpose of submitting to the electors of the District the question of authorizing general obligation bonds in a principal amount not to exceed \$73,314,577 (the “Bonds”). Bond proceeds will be used to finance the Project.

2. The measure election hereby called shall be held in the District on the 20th day of May, 2025.

3. The District authorizes the Superintendent, Business Services Director, and Assistant to the Superintendent/Board (each an “Authorized Representative”) or designee of any of those officials to finalize the ballot title in substantially the form attached hereto as Exhibit A but with such changes as the Authorized Representative shall approve (the “Ballot Title”), to submit the Ballot Title and explanatory statement, if any, and to execute any documents and take any other action necessary or desirable to facilitate the measure election and to obtain funds through the Match Program.

4. The Authorized Representative shall cause Form SEL 805 to be delivered to the Election Officer of Lincoln County, Oregon (the “Election Officer”) not later than February 28, 2025 (eighty-one (81) days prior to the election date). The Authorized Representative shall also

cause Form SEL 803 to be delivered to the Election Officer not later than March 20, 2025 (sixty-one (61) days prior to the election date).

5. The District hereby declares its official intent pursuant to Treasury Regulation Section 1.150-2 to reimburse itself with the proceeds of the Bonds, which may be issued in one or more series, for any of the Expenditures incurred by it prior to the issuance of the Bonds.

6. The law firm of Hawkins Delafield & Wood LLP, is hereby appointed to serve as Bond Counsel with respect to the issuance of the Bonds. Piper Sandler & Co. is hereby appointed to serve as Underwriter or Placement Agent with respect to the issuance of the Bonds.

ADOPTED by the Board of Directors of Lincoln County School District, located in Lincoln County, Oregon this [ ] day of [ ], 2025.

**LINCOLN COUNTY SCHOOL DISTRICT  
LINCOLN COUNTY, OREGON**

By: \_\_\_\_\_  
Board Chairperson

By: \_\_\_\_\_  
Clerk of the Board

**EXHIBIT A**

**BALLOT TITLE**

**LINCOLN COUNTY SCHOOL DISTRICT  
LINCOLN COUNTY, OREGON**

**CAPTION: (10 WORD LIMIT THAT REASONABLY IDENTIFIES THE SUBJECT OF THE MEASURE)**

To Be Determined

**QUESTION: (20 WORD LIMIT AND QUESTION MUST PLAINLY PHRASE THE CHIEF PURPOSE OF THE MEASURE)**

Shall Lincoln County School District issue up to \$73,314,577 in principal amount of bonds to [ ]? If the bonds are approved, they will be payable from taxes on property or property ownership that are not subject to the limits of sections 11 and 11b, Article XI of the Oregon Constitution.

**SUMMARY: (175 WORD LIMIT. A CONCISE AND IMPARTIAL STATEMENT SUMMARIZING THE MEASURE AND ITS MAJOR EFFECT. MUST ALSO PROVIDE A REASONABLY DETAILED, SIMPLE AND UNDERSTANDABLE DESCRIPTION OF THE USE OF PROCEEDS)**

To Be Determined

## Lincoln County School District

<b>Potential Bond Projects List &amp; Cost Estimates at 1-10-2025</b>	<b>Total Estimated Hard Cost</b>
<b>Tier 1 Improvements</b>	
<b>Architectural</b>	
Repaint exterior walls school buildings.	\$3,147,500
Repaint interior walls school buildings.	\$3,147,500
Revitalize dedicated CTE spaces (classrooms, labs, support space) and/or upgrade existing facilities (at high schools). TAHS Forestry, Commercial Art Room Renovation, TOHS Culinary, TOHS Video Production, WHS Forestry, NHS Wood Shop Expansion and Commerical Art Relocation	\$1,150,000
Remodel restrooms to provide private and accessible amenities.	\$2,150,000
Replace Music Room at Taft Elementary.	\$350,000
Provide early childhood space at Toledo Elementary (Expand 2 classrooms to 1500 sq ft each)	\$300,000
Replace metal roofing on east campus of Newport HS.	\$50,000
Complete the replacement of asphalt shingle roofing and upper siding at Crestview Heights Elementary.	\$750,000
Expand SLC at Yaquina View Elementary.	\$250,000
<b>Systems</b>	
Systems Improvements at Yaquina View to replace air handling unit for Room 31.	\$27,000
Systems Improvements at Toledo Jr/Sr HS:	\$911,189
replacing steam piping and valves	
replacing remaining distribution panels	
Systems Improvements at Taft 7-12:	\$249,000
rebalancing system(s) serving the kitchen	
refurbishing primary loop hot water pumps	
replacing the domestic water booster pump	
replacing or completely refurbishing fire pumps	
Systems Improvements for Newport Middle School:	\$500,000
replacing boilers	
refurbishing pumps to prolong their life and avoid unexpected downtime	
replacing corroded intake louvers and fan equipment at the roof	
replacing the existing water heater and associated storage tank	
replacing/ relocating condensing units for away from foot traffic of staff	
Systems Improvements to Newport High School:	\$1,200,000
replacing the hot water piping system with a hot water hydronic system	
replacing air equipment and damaged ductwork	
replace all water heaters that are older than 15 years	
replacing obsolete electrical panels at both east and west campuses.	
Replace parking lot lighting (and poles), at school buildings.	\$500,000
<b>Technology</b>	
Replace phone systems as needed.	\$400,000
At all school buildings, provide dedicated spaces and cooling for telecom rooms to avoid damaging expensive equipment. Install new rack mounted UPSs. Add wire management to telecom rooms.	\$200,000
Replace clock system at Taft 7-12.	\$45,000
<b>Safety/Security</b>	
Add intrusion system, all school buildings (Blue Button) except Sam Case Elementary (add hardwired lockdown buttons and panic/duress blue button).	\$925,000
Replace fire alarm panels & sensors at CVH, NMS, TAHS.	\$693,750
<b>Site</b>	
Replace track at Taft 7-12 and Newport High School.	\$400,000
<b>Tier 1 Total</b>	<b><u>\$17,345,939</u></b>

# Lincoln County School District

<b>Potential Bond Projects List &amp; Cost Estimates at 1-10-2025</b>	<b>Total Estimated Hard Cost</b>
---	--

## Tier 2 Improvements

<b>Architectural</b>		
Interior Finish Upgrades at Toledo ES which include flooring and wall finish upgrades to the gymnasium and new library shelving and furnishings.		\$200,000
Exterior improvements at Toledo ES which include replacement of metal roof above the play structure.		\$80,000
Interior Upgrades at Taft 7-12 which include replacement of older rubber wall base, countertop replacement in (3) rooms, science room upgrades and carpet replacement in (3) rooms and replacing stair coverings at stairs leading to stage.		\$60,000
Exterior improvements at Taft 7-12 include re-coating the built-up roofing assemblies, replacing the rusted metal panel roofing, soffits, and the overhead door at for the Shop.		\$100,000
Interior Upgrades at Crestview Heights ES which include replacement of the operable partition at the stage, replacement of flooring in the kitchen and repairing damaged wall padding in the gymnasium.		\$150,000
Play shed additions at Oceanlake Elementary, Taft Elementary and Yaquina View Elementary.		\$750,000
Add acoustical treatment to the walls in the cafeteria at Sam Case Elementary.		\$85,000
Construct Performing Arts Facilities at each Waldport HS, Newport High School, and Toledo Jr/Sr High School (facilities would include Band, Choir and Drama classrooms and drama storage, if possible).		\$30,000,000
Replace wood bleachers at all schools (Newport Middle School, Newport High School East & West, Toledo Elementary and Taft 7-12 (both gyms) Crestview, Taft Elem)		\$1,211,760
Construct field house at Taft 7-12.		\$250,000
Construct concessions stand & bathrooms at Taft 7-12 gymnasium entry		\$500,000
<b>Systems</b>		
Systems Improvements at Taft ES that include replacing PVC piping with PEX piping and replacing aging electrical panels.		\$200,000
Systems Improvements for Crestview Heights ES that include:		\$300,000
replacing the existing diesel boiler		
replacing the corroded system pump flanges, servicing, or replacing any dampers with visible corrosion		
replacing corroded ductwork where visible and review intake louvers		
<b>Technology</b>		
Replace outdated projectors with new technology that can be supported at all school buildings.		\$3,000,000
Replace existing analog cameras and DVRs at select school buildings.		\$1,500,000
<b>Safety/Security</b>		
Replace all bark chips at swings with rubber surfacing (all elementary schools) & Newport Middle School, Toledo High Baby Boomer to be moved to Toledo Elementary and Newport High School Cubby Preschool swings		\$2,000,000
Asbestos Testing and abatement at Arcadia (all), Toledo Elementary (all), Sam Case Elementary (halls and media center), Taft Elementary (multiple rooms), Yaquina View Elementary (7 rooms), Oceanlake Elementary (6 rooms and hallways), Newport High (4 classrooms) and Toledo High (approximately 8 rooms).		\$500,000
<b>Site</b>		
Install turf field – all fields at Elementary Schools. Crestview, Toledo Elementary, Oceanlake, Taft Elementary		\$1,100,000
Resurfacing parking lot(s) at Oceanlake & Taft Elementary.		\$100,000
Site Improvements at Waldport Middle/High School which include repairing turf field(s) and constructing baseball bathrooms.		\$150,000
<b>Tier 2 Total</b>		<b><u>\$42,236,760</u></b>

## Lincoln County School District

<b>Potential Bond Projects List &amp; Cost Estimates at 1-10-2025</b>	<b>Total Estimated Hard Cost</b>
<b>Tier 3 Improvements</b>	
<b>Architectural</b>	
Interior Upgrades at Sam Case Elementary which include replacement of classroom and library furnishings.	\$100,000
Replace carpeting in (9) classrooms at Taft Elementary.	\$67,500
Replace fixed cabinetry in (3) classrooms at Crestview Heights Elementary.	\$40,000
Add wainscoting to existing hallway walls at Yaquina View Elementary and Sam Case Elementary.	\$150,000
Interior Finish Upgrades at Toledo Jr/Sr HS which include adding acoustic treatment, wainscoting to walls, and replacing rubber finishes at all stairs (and add handrails).	\$100,000
Add wainscoting to hallway walls and replace operable partition at stage at Newport Middle School.	\$150,000
Address issues with hard surface flooring on both floors at Newport Middle School.	\$20,000
Address issues with hard surface flooring at Toledo Jr/Sr HS (7-8 wing).	\$70,000
Remodel (2) science classrooms on the east campus of Newport High School.	\$80,000
Remodel kitchens at Toledo Jr/Sr HS and Newport High School.	\$400,000
Remodel the kitchen at Yaquina View Elementary.	\$200,000
Remodel locker rooms for increased privacy	\$1,500,000
Add a conference room at Oceanlake Elementary.	\$100,000
<b>Systems</b>	
Replace some electrical equipment and distribution panels and domestic main backflow device at Toledo Elementary.	\$150,000
Systems Improvements at Oceanlake Elementary which include replacing domestic piping with PEX piping, as needed.	\$200,000
Replace existing fluorescent lighting with LED lights, all school buildings.	\$500,000
Add generators to Taft Elementary, Sam Case Elementary, Oceanlake Elementary, Yaquina View Elementary, Toledo Jr/Sr HS, and replace generators at Newport Middle School and Taft 7-12.	\$3,000,000
Provide or replace lighting controls, all school buildings.	\$1,000,000
<b>Safety/Security</b>	
Add access gates at all school entry points.	\$200,000
Install grilles on basement windows at Taft Elementary.	\$20,000
Full fence all school sites.	\$500,000
<b>Tier 3 Total</b>	<b><u>\$8,547,500</u></b>
<b>Tier 1 Total</b>	<b>\$17,345,939</b>
<b>Tier 2 Total</b>	<b>\$42,236,760</b>
<b>Tier 3 Total</b>	<b>\$8,547,500</b>
<b>All Tiers - Estimated Hard Costs Only</b>	<b><u>\$68,130,199</u></b>
Estimated Professional Services 35% (Architect, accounting, permits, etc)	\$23,845,570
<b>Total Estimated Costs with All Tiers</b>	<b><u>\$91,975,769</u></b>
Tier 1 & 2 Only	\$59,582,699
Estimated Professional Services 35% (Architect, accounting, permits, etc)	\$20,853,945
<b>Total Estimated Costs - Tier 1 &amp; 2 Only</b>	<b><u>\$80,436,644</u></b>

7.b. Graduation Rates

7.c. FERPA Information

7.d. NHS Cheer

8. Adoption of the Consent Calendar

8.a. Minutes of the Board



# LINCOLN COUNTY SCHOOL DISTRICT

Dr. Majalise Tolan  
Superintendent

District Office | Teaching & Learning Center  
1212 NE Fogarty Street, Newport, OR 97365  
PO Box 1110, Newport, OR 97365  
T 541-265-9211 | F 541-265-3059  
www.lincoln.k12.or.us

## Draft Minutes

### LINCOLN COUNTY SCHOOL DISTRICT

#### Board of Directors – Regular

Tuesday, January 14, 2025 - 6:30 PM

Oceanlake Elementary, 2420 NE 22nd St, Lincoln City, Lincoln City, OR 97367

6:32 PM

Megan Cawley:	Absent
Jason Malloy:	Present
Liz Martin:	Present
Senitila McKinley:	Present
Peter Vince:	Present

1. Call to Order & Reading of Land Acknowledgment

Chair Vince Called the meeting to order at 6:30 PM. Each member of the Board read a portion of the LCSD Land Acknowledgment.

2. Roll Call- Establishment of a quorum

3. Appointment of Zone 1 Director

The Chair entertained a motion to appoint Mitch Parsons as the interim Zone 1 Director on the Lincoln County School Board effective tonight, January 14, 2025 through June 30th, 2025. This motion, made by Jason Malloy and seconded by Senitila McKinley, Carried.

Megan Cawley: Absent

Jason Malloy: Yea

Liz Martin: Yea

Senitila McKinley: Yea

Peter Vince: Yea

Yea: 4, Nay: 0, Absent: 1

4. Introductions

No introductions.

5. Communications

5.a. Written

The Board received and watched an appreciation video from the South county schools for Board Appreciation Month.

5.b. From the Audience (This time is reserved for public comment on topics published on the Board's agenda)

No public comment was heard.

5.c. Recognition

Superintendent Dr. Tolan reminded everyone that January is Board Member Appreciation Month.

5.c.1. North Area Site Council Recognition

Chair Vince and newly appointed Board Member Parsons recognized and handed out certificates of appreciation to the North area Site Council members.

5.c.2. Megan Cawley - Past Zone 1 Director

The Board called forward and recognized former Zone 1 Director, Megan Cawley, for her years of service on the Board. Taft 7-12 CTE students made the plaque that the Board presented her with.

5.d. LCEA Report

The Board heard from LCEA Vice-President Trevor Stewart who thanked the Board for their service and gave the January Educator Shout-outs.

6. Consultant Reports/Staff Reports/Student Reports

6.a. Area Report

Principal Starla Nelson shared the Oceanlake Area Report with the Board. Principal Nelson highlighted the success of the new pick-up and drop-off lanes at Oceanlake, the pumpkin patch and Fall activities that were held at the school, and the recent projects around Native American education.

6.b. Student Report

The Board heard from an Oceanlake student who shared what her class was learning about the sun. She also gave paintings that Oceanlake students did for each Board Member in honor of School Board Appreciation Month.

6.c. Financial Report

6.c.1. Monthly Financial Report

Business Services Director Kim Cusick gave the December financial report to the Board.

6.d. First Student Report (Written)

The Board heard from Location Manager Darlene Van Riper and new Assistant Location Manager Sheila Morse for the transportation report. That report included information about their hiring efforts and partnership with local food banks.

6.e. Sodexo Custodial Report

The Board heard from Sodexo Custodial Manager, Greg Rodecker, who gave the Board an update on all of their hiring efforts. Additionally, he shared the custodial staff's efforts to increase cleaning protocols during cold & flu season and a new Safety Bingo activity that their company is doing to promote workplace safety.

7. Board Reports

Board Member McKinley reported that she attended both Waldport school concerts.

Board Member Malloy continues to run the score clock at Newport High

School for basketball and attended a school tour of Yaquina View with Facilities Director Rich Belloni.

Board Vice-Chair Martin reported on her continued work with the Newport High School Site Council.

Board Chair Vince reported about his attendance at the Equity Team meeting, drama productions at Toledo, and ASPIRE program.

8. Superintendent's Report

8.a. Potential Bond Updates

Superintendent Dr. Tolan pointed out the draft resolution for the replacement bond decision that was published in the Board's folder. She also shared that the District was awarded the Oregon Capitol Improvement Grant in the amount of \$6,000,000 which will be received if the bond measure passes in May 2025. Additionally, she spoke about the project list that is published in the Board Folder. Dr. Tolan urged the Board to reach out to her if they had any last questions around the Bond. Board Member Malloy asked for clarification around what rules will have to be followed by staff and the Board after the Board votes. Dr. Tolan communicated some of those requirements and said that more information would be coming out on that in future meetings.

9. Adoption of the Consent Calendar

The Chair entertained a motion to approve the consent calendar as published in the January board agenda. This motion, made by Liz Martin and seconded by Senitila McKinley, Carried.

Jason Malloy: Yea

Liz Martin: Yea

Senitila McKinley: Yea

Mitch Parsons: Yea

Peter Vince: Yea

Yea: 5, Nay: 0

9.a. Minutes of the Board

9.b. Human Resources

9.b.1. Board Personnel Action

10. Action Items

10.a. Business Services

10.a.1. Audit Firm Transition

Business Services Director Kim Cusick shared that the District's audit firm was going through a name and structure change and that the Board would need to select the new firm as their audit firm.

The Chair entertained a motion to name Clear Trail CPA's as the district's audit firm going forward. This motion, made by Mitch Parsons and seconded by Jason Malloy, Carried.

Jason Malloy: Yea

Liz Martin: Yea

Senitila McKinley: Yea

Mitch Parsons: Yea

Peter Vince: Yea

Yea: 5, Nay: 0

## 11. Items of Information & Discussion

### 11.a. Board

11.a.1. Public Comment (This time is reserved for general public comment to the Board)

No public comment was heard.

11.a.2. Linn Benton Lincoln Educational Service District Local Service Plan

Superintendent Dr. Majalise Tolan shared with the Board the Local Service Plan that had been passed by the member Superintendents of the Linn, Benton, Lincoln Educational Service District. The plan is up for approval in February.

### 11.b. Other

11.b.1. Meeting Takeaways

Board Member McKinley thanked Oceanlake for the art.

Board Vice-Chair Martin thanked the tech team for the Board's new audio/visual equipment. She also thanked Food Services for dinner.

Board Member Malloy thanked Food Services for dinner.

Board Member Parsons said he was looking forward to his new role as a Board Member.

Board Chair Vince was thankful for the Work Session where the Board worked on the potential bond projects.

11.b.2. Reminders/Announcements

1/15: YV - Parents and Pancakes 7:30 a.m.

1/20: Author's Tea 1:30 at Taft Elem

1/28: Board Work Session 12:00 at TLC

2/11 Board Work & Business Session 5:00 at Toledo Jr/Sr

### 11.c. Adjournment

7:36 PM

8.b. Human Resources

8.b.1. Board Personnel Action

## Board Agenda — February 11, 2025 — Personnel Action

### Temporary Licensed Hire (s):

Lisa Godwin                      School Psychologist/Newport High

### Classified Hire (s):

Hayley Boston                      Early Childhood TA/Toledo Jr-Sr High

Nancy Durham                      Instructional Asst/Taft Elementary

Alethea Burn                      Accounting Specialist/District Office

Jade Bain                      Special Education Teaching Asst/Taft Elementary

### Coach Hire (s):

Shelby Smith                      Assistant Softball/Newport High

### Resignation(s):

Jeff Borton	Special Education Teaching Asst II Taft 7-12	Resignation 8/30/2024 – 2/7/2025
Kaitlyn Smith	Title Teaching Asst Toledo Elementary	Resignation 1/10/2024 – 1/27/2025
Taylor Parker	Early Childhood Teaching Asst Oceanlake	Resignation 8/31/2023 – 2/7/2025
Alissa Mobley	Early Childhood Teaching Asst Toledo Jr-Sr High	Resignation 9/9/2024 – 1/31/2025
Serena Pajak	Special Education Teaching Asst II Taft Elementary	Resignation 10/7/2024 – 1/17/2025
Dominique Long	Instructional Assistant Taft Elementary	Resignation 9/5/2023 – 1/17/2025

8.c. Board

8.c.1. Linn Benton Lincoln Educational Service District Local Service  
Plan



# LBL

**LINN BENTON LINCOLN**  
EDUCATION SERVICE DISTRICT

905 SE 4th Ave.  
Albany, Oregon  
541-812-2600  
[www.lblesd.k12.or.us](http://www.lblesd.k12.or.us)



# LOCAL SERVICE PLAN

38

2025-2027

# Table of Contents

**03** About the ESD

**06** Equity Lens

**07** Board of Directors

**09** Meet the Team



**12** Component Districts

**14** Calendar

**16** Tier 1 Services

**34** Tier 2 Services

**53** Grants and Contracts

**63** District Summary



# Serving the Counties of Linn, Benton, Lincoln, and Beyond!

Linn Benton Lincoln Education Service District (LBL) serves educational agencies, districts, and schools across the state with high-quality services and programs that are practical, reliable, and economical. LBL has a distinguished reputation for supporting educational excellence and equity, working cooperatively with educators and educational agencies, and effecting productive solutions that help schools, teachers, students, and families meet Oregon's educational goals.

LBL is one of 19 Education Service Districts in Oregon that serve all 36 counties. The purpose of Oregon's Education Service Districts is defined in Oregon Revised Statute (ORS) 334.005. Education Service Districts assist school districts and the State of Oregon in achieving Oregon's education goals by providing equitable education opportunities for all of Oregon's public school students.



LBL comprises 12 component districts and 96 schools with approximately 34,512 students in Linn, Benton, and Lincoln counties. LBL also serves students and districts elsewhere in Oregon through grants and contracts. Its governance structure includes a seven-member Board.

## Education Service Districts and Oregon Revised Statutes

Education Service Districts (ESDs) originated in Oregon's first laws establishing a general system of common schools. Through the history of Oregon's regional services system, local governances and state statues concerning the mission of ESDs has remained somewhat constant: "Education Service Districts assist school districts and the State of Oregon in achieving Oregon's education goals by providing excellent and equitable educational opportunities for all Oregon public school students."

ORS 334.005 defines the mission, purpose, and accountability of an ESD. The mission of education service districts is to assist school districts and the Department of Education in achieving Oregon's educational goals by providing equitable, high quality, cost-effective, and locally responsive educational services at a regional level.

### **An education service district plays a key role in:**

- Ensuring an equitable and excellent education for all children in the state;
- Implementing the Oregon Educational Act for the 21st Century;
- Fostering the attainment of high standards of performance by all students in Oregon's public schools;
- Facilitating interorganizational coordination and cooperation among education, social service, health care, and employment training agencies.



**Per ORS 334.175, Education Service Districts must provide regionalized core services in the following areas:**

- Programs for children with special needs, including but not limited to special education services and services for at-risk students.
- Technology support for component school districts and the individual technology plans for those districts, including but not limited to technology infrastructure services, data services, instructional technology services, and distance learning.
- School improvement services for component school districts, including but not limited to:
  - 1.** Services designed to support component school districts in meeting the requirements of state and federal law;
  - 2.** Services designed to allow the education service district to participate in and facilitate a review of the state and federal standards related to the provision of a quality education by component school districts;
  - 3.** Services designed to support and facilitate continuous school improvement planning;
  - 4.** Services designed to address schoolwide behavior and climate issues;
  - 5.** Services designed to support career and technical education.
- Administrative and support services for component school districts, including but not limited to services designed to consolidate component school district business functions, liaison services between the Department of Education and component school districts, and registration of children being taught by private teachers, parents, or legal guardians pursuant to ORS 339.035.

An education service district may provide entrepreneurial services to public and private entities and to school districts that are not component school districts of the education service district with the approval of the constituent districts through their approval of the Local Service Plan.



# Equity Lens

We believe that every student, staff and community partner should be treated equitably. Our focus is to eliminate disparities among all groups.

## Equity:

Just and fair inclusion. An equitable society is one in which all can participate and prosper to allow all to reach their full potential.



## Purpose:

Provide a common vocabulary and protocol to produce and evaluate policies, practices, processes, programs, services or decisions that result in more equitable outcomes.



## Procedure:

Consider the following four questions for any policy, practice, process, program, service or decision::

**1**

### Who Does It Impact?

Who are the groups affected?  
What are the potential impacts on these groups?

**2**

### Who Has the Opportunities and is Included and Who is Not?

Are existing disparities ignored or worsened?  
Are there unintended consequences?

**3**

### Whose Voices Are at the Table?

Have we intentionally involved our partners?

**4**

### Can We Do About It?

How will we mitigate the negative impacts and address the barriers identified above?

Non-Discrimination: LBL ESD prohibits discrimination and harassment on any basis protected by law, including but not limited to an individual's perceived or actual race, color, religion, sex, sexual orientation, national or ethnic origin, marital status, disability, veterans status, or the protected status of any other person with whom the individual associates

# Meet our **BOARD OF DIRECTORS**



**Jean Wooten**  
Zone 1  
Term Expires 6.30.25



**Roger Irvin**  
Zone 2  
Term Expires 6.30.25



**Michael Thomson**  
Zone 3  
Term Expires 6.30.25



**Jim Blount**  
Zone 4  
Term Expires 6.30.27



**Amy Vctor**  
Zone 5  
Term Expires 6.30.27



**Miriam Cummins**  
Zone 6  
Term Expires 6.30.27



**David Dunsdon**  
Zone 7  
Term Expires 6.30.27

## **GOALS & BOARD OBJECTIVES**

### **Board Performance Objective 1**

Pursue innovation through service delivery, equitable resource allocation, evaluation and improvement, staff development, and use of technology.

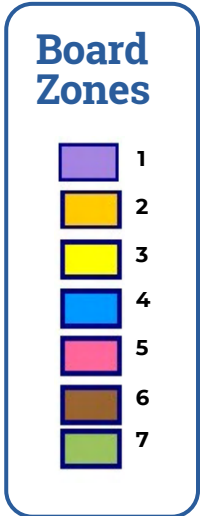
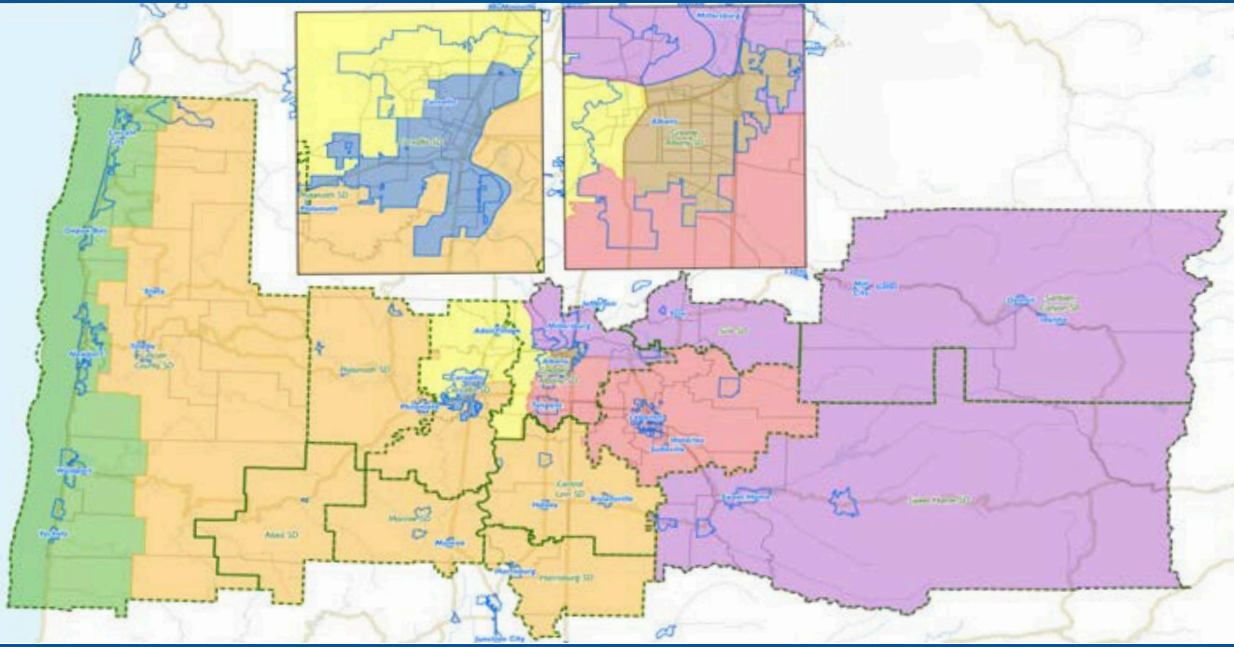
### **Board Performance Objective 2**

Continue to enhance collaborative relationships and effective communication with LBLES D employees, school districts, and communities.

### **Board Performance Objective 3**

Prudently and sustainably manage fiscal resources. Maintain a forward looking financial plan and anticipate and accommodate economic changes.

# Board Zones



## Zone 1

Greater Albany (part),  
Sweet Home, Scio,  
Santiam Canyon

## Zone 2

Central Linn, Harrisburg,  
Monroe, Alsea, Philomath,  
Lincoln Co. Schools (part)

## Zone 3

Corvallis (North)  
Greater Albany (part)

## Zone 4

Corvallis (part)

## Zone 5

Lebanon  
Greater Albany (part)

## Zone 6

Greater Albany (part)

## Zone 7

Lincoln County (part)

# Budget Committee

Jim Gourley  
Zone 1 Term Expires:  
6/30/27

Sarah Finger McDonald  
Zone 4 Term Expires:  
6/30/2027

Vacant  
Zone 7 Term Expires:  
6/30/2025

Sarah Fay  
Zone 2 Term Expires:  
6/30/2025

Nichole Piland  
Zone 5 Term Expires:  
6/30/2027

Risteen Follett  
At Large Term Expires:  
6/30/2025

Sami Al-Abdrabbuh  
Zone 3 Term Expires:  
6/30/2025

Ryan Mattingly  
Zone 6 Term Expires:  
6/30/2027

# Meet our **EXECUTIVE TEAM**



**Jason Hay**  
Superintendent



**Nancy Griffith**  
Assistant Superintendent



**Rocco Luiere**  
Executive Financial Officer



**Kristina Wonderly**  
Executive Human  
Resource Officer



**Tim Jones**  
Executive IT Officer



## Mission

Through services and collaboration with community schools and families, we empower every child with the skills and resources needed for success, fostering innovation and responsiveness in education.

## Vision

Enhancing education through collaboration.

## Values/Voice

### Personality

- Children and families first
- Equity, inclusivity, & Honoring differences
- Competency and Expertise
- Kindness, Caring, & Humility
- Trust & Connection
- Teamwork & Collaborative leadership
- Health & balance
- Sustainability

# Education LEADERSHIP TEAM



**Angie Greenwood**  
Cascade Regional  
Inclusive Services



**Autumn Belloni**  
Early Intervention/Early  
Childhood Special Ed.



**Bryan Starr**  
Long Term Care and  
Treatment Education



**Kimberly McCutcheon Gross**  
Early Intervention/Early  
Childhood Special Ed.



**Catie Dalton**  
Early Intervention/Early  
Childhood Special Ed.



**Kristy Stringham**  
Special Education  
Program Coordinator



**Sonya Hart**  
Special Education and  
Evaluation Services



**Steve Martinelli**  
Strategic Partnerships  
for Student Success



**Tina Linn**  
Early Intervention/Early  
Childhood Special Ed.

The Education Leadership Council is composed of leaders supporting direct student service providers. Along with the Cabinet, it includes the Directors and Coordinators of Cascade Regional Inclusive Services (CRIS), Early Intervention/Early Childhood Special Education (EI/ECSE), Long Term Care and Treatment (LTCT), Special Education and Evaluation Services (SEES), and Strategic Partnerships for Student Success (SPSS).



# Enterprise LEADERSHIP TEAM



**Erin Baston**  
Oregon Routes  
Student Transportation



**Jennifer Kessel**  
Technology and  
Information Services



**Katie Davis**  
Technology and  
Information Services



**Kayla Stuck**  
E-rate Services



**Lisa Schoen**  
Administrative  
Services



**Nathan Rouzaud**  
Marketing and  
Branding



**Richard Thomas**  
Technology and  
Information Services



**Sean Yoder**  
Business Services



**September Johnson**  
Human Resources



**Lisa McConnell**  
Facilities  
Coordinator

The Enterprise Services Leadership Council is composed of those leaders that are not supporting direct service providers. Along with the Cabinet, it will include the leaders of Administrative Services, Business Services, E-rate Services, Facilities, Human Resources, Marketing and Branding, Oregon Routes, and Technology and Information Services.

# LBL Component School Districts



## Alsea 7J

P.O. Box B 301 South 3rd  
Street Alsea, OR 97324

Superintendent: Krista Nieraeth

<http://alsea.k12.or.us/>

541-487-4305



## Central Linn 552C

P.O. Box 200 32433 Highway  
228 Halsey, OR 97348

Superintendent: Dr. Candace Pelt

<http://centrallinn.k12.or.us/>

541-369-2813



## Corvallis 509J

1555 SW 35th Street  
Corvallis, OR 97333

Superintendent: Dr. Ryan Noss

<https://www.csd509j.net/>

541-757-5841



## Greater Albany 8J

718 Seventh Avenue SW  
Albany, OR 97321

Superintendent: Andy Gardner

<https://albany.k12.or.us/>

541-967-4511



## Harrisburg #7

P.O. Box 208 865 LaSalle Street  
Harrisburg, OR 97446

Superintendent: Steve Woods

<https://www.harrisburg.k12.or.us/>

541-995-6626



## Lebanon Community #9

485 S Fifth Street  
Lebanon, OR 97355

Superintendent: Jennifer Meckley

<http://lebanon.k12.or.us/>

541-451-8511

# LBL Component School Districts



## Lincoln County 1212

NE Fogarty Street  
Newport, OR 97365

Superintendent: Dr. Majalise Tolan

<https://lincoln.k12.or.us/>

541-265-9211



## Monroe 1J

365 N 5th Street  
Monroe, OR 97456

Superintendent: Bill Crowson

<https://monroe.k12.or.us/>

541-847-6292



## Philomath 17J

1620 Applegate Street  
Philomath, OR 97370

Superintendent: Susan Halliday

<https://www.philomathsd.net/>

541-929-3169



## Santiam Canyon 129J

P.O. Box 197 150  
SW Evergreen Street  
Mill City, OR 97360

Superintendent: Todd Miller

<http://santiam.k12.or.us/>

503-897-2321



## Scio 95

38875 NW First Avenue  
Scio, OR 97374

Superintendent: Kim Roth

<https://scio.k12.or.us/>

503-394-3261



## Sweet Home 55

1920 Long Street  
Sweet Home, OR 97386

Superintendent: Terry Martin

<http://sweethome.k12.or.us/>

541-367-7637

# LBL Planning Calendar for Developing & Approving Resolution Services



## September/October

Visit and interview districts to discuss service level satisfaction, LBL performance measures, and emerging needs. Survey electronically as needed.

## October/November

Present VCSA draft resolution Local Service Plan for the next biennium. Review/revise the Local Service Plan as described under ORS 334.175(1) with input from Superintendents.

## November

VCSA Superintendents finalize the Local Service Plan services and agreements resulting in recommendation of the LBL Local Service Plan to the LBL Board of Directors and component school districts.

## January

The recommended LBL Local Service Plan will be provided to the LBL Board of Directors for adoption for the biennium. By statute, the Local Service Plan must be approved by districts each year.

## February

After being adopted by the LBL Board of Directors, the Local Service Plan is approved on or before March 1 by resolution of two-thirds of the component school districts representing more than 50% of the students in the LBL region. Adoption by component district boards shall occur before March 1.

## March

Notify LBL staff of changes in service requirements as established in the Local Service Plan.

## April/May

LBL acquires the necessary staffing, equipment, and technology and other resources to deliver the services required or services are brokered through other sources.

# Resolution Services

## Enrollment for Year 1 of the 2023-2025 Biennium

Tier 2 funds are allocated based on the average of the last 3 years of actual ADMw. ADMw from the previous three years will be used. This information is provided below.

3 Year Actual ADMw and Allocation of Tier 2 Funds for FY24/25

District	2020-2021 ADMw	2021-2022 ADMw	2022-2023 ADMw	3 Year Average	% of Allocation
Alsea	960	1,120	613	898	2.1%
Central Linn	765	724	715	734	1.7%
Corvallis	7,482	7,439	7,407	7,443	17.1%
Greater Albany	10,615	10,622	10,596	10,611	24.4%
Harrisburg	925	942	972	946	2.2%
Lebanon	4,420	4,657	4,707	4,595	10.6%
Lincoln County	6,449	6,549	6,489	6,496	15.0%
Monroe	507	513	539	520	1.2%
Philomath	1,787	1,847	1,896	1,843	4.2%
Santiam Canyon	5,607	3,831	3,344	4,261	9.8%
Scio	3,053	2,313	2,025	2,464	5.7%
Sweet Home	2,512	2,603	2,738	2,618	6.0%
<b>Total</b>	<b>45,082</b>	<b>43,161</b>	<b>42,043</b>	<b>43,429</b>	<b>100%</b>

The amount is rounded to the nearest tenth of a percentage, not less than 1%. This allows LBL and its component school districts to stay within the constraints of the agreement, yet provide flexibility in the use of funds.



# Resolution Service Funding and Allocation

Funding for LBLESD is governed by ORS 344.177, which mandates that at least 90% of resolution funds be spent directly on services or programs for component school districts. The allocation of these funds follows a two-tier system:

## Tier 1 Budget

The LBLESD superintendent proposes the annual budget to cover the Tier 1 Services listed in the Local Service Plan. The proposed budget is discussed with the VCSA superintendents, who may request changes to the proposed amounts with the understanding that certain funding decisions may impact service levels. VCSA superintendents ratify total Tier 1 budgetary expenditures with approval requiring a two-thirds vote from districts representing over 50% of the students final ADMr based on the most recently published fiscal year as provided by the Oregon Department of Education. In the absence of a ratified budget, the Tier 1 budget will roll forward from the prior school year, adjusted for inflation. Payroll, software, and travel (mileage) expenses will reflect direct inflationary factors, while all other budgeted expenditures will include a 4.00% inflation adjustment. Any unused Tier 1 funds roll over into Tier 2 for the next school year.

## Tier 2 Distributions

Remaining funds are distributed to districts based on their proportionate share of a trailing 3-year ADMr, with a minimum distribution of 1%. This distribution includes unutilized Tier 1 funds from the prior school year. Districts can carry forward unused Tier 2 funds indefinitely.

Estimates of available resolution funding will be provided in April. All funding and distributions are approved and governed by the LBLESD Board of Directors and must be appropriated before spending.

## Tier 1 Resolutions Services

Tier 1 includes services that are essential to all districts, ensure equitable access, and/or benefit from economies of scale. The ESD is responsible for managing the service distribution of each program to ensure all 12 districts receive equitable access. Approval to add or remove a Tier 1 service requires a two-thirds majority vote from the districts, representing over 50% of the students, based on the final ADMr from the most recent fiscal year as reported by the Oregon Department of Education.

Tier 1 services are intended as long-term commitments to students and staff in all Component Districts, providing the ESD stable funding and operational consistency, allowing for the most efficient and effective delivery of services. While services can be reviewed annually, they are generally approved on a biennial basis. If a service is canceled, any existing long-term contracts or commitments made by the ESD to support that service will be covered by the Tier 1 budget until the ESD can legally and ethically exit those agreements.

Additions to Tier 1 services may be subject to the approval of the LBLESD Board of Directors.

# CORE SERVICES

ORS.334.175



**Special Education Services**



**School Improvement Services**



**Technology Support Services**



**Administrative Services**



**LBI**

SPECIAL  
EDUCATION  
SERVICES

**TIER 1**

# Special Education Services



## Audiology Screening

PROGRAM  
**Cascade Regional  
Inclusive Services**

CONTACT  
**Angie Greenwood**

PROGRAM  
INFORMATION

Mass hearing screenings are provided to all kindergarten, 1st, and 2nd grade students who attend public schools in the LBL ESD region through Tier 1 services. In addition, a school team may screen students at any point throughout their education, with input and discussion from both parents and the team.

If a student fails two hearing screenings, the school team may refer the student to an audiologist for further audiology testing. The testing may include otoscopy, acoustic immittance testing, standard air and bone conduction testing, speech audiometry, and otoacoustic emissions.

Audiology booth appointments are available in Albany or Newport for these evaluations.

### Enhancing education through collaboration



## Augmentative and Alternative Communication (AAC)

PROGRAM  
**Cascade Regional  
Inclusive Services**

CONTACT  
**Angie Greenwood**

PROGRAM  
INFORMATION

Students who demonstrate significant difficulty in communication and require a specialized system to support their education may be referred to the ESD's Augmentative and Alternative Communication (AAC) Specialists. The goal of these specialized Speech-Language Pathologists (SLPs) is to support school staff in creating communication opportunities for the student throughout the school day.

AAC Specialists are responsible for identifying and trialing various communication platforms from LBL ESD's lending library to help teams determine which system would be most appropriate for the student. Once the district procures the appropriate platform, the AAC specialist will continue to support school-based teams through monthly regional training and coaching.

Services provided by Tier 1 AAC Specialists to eligible students can be billed to Medicaid, provided that a cost-sharing agreement is in place between the district and the ESD.

# Special Education Services

FUNDING  
**TIER 1**  
SERVICES



## Early Childhood Special Education Evaluation

PROGRAM

**Early Intervention/Early Childhood Special Education**

CONTACT

**Autumn Belloni, Tina Linn, Catie Dalton and Kimberly McMutcheon-Gross**

PROGRAM  
INFORMATION

Early Intervention-Early childhood Special Education (EI/ECSE) specialists provide evaluations for students from birth to age five who are suspected of having a developmental delay or disability, including challenges in how they see, hear, talk, think, or move.

Evaluators include developmental specialists, speech-language pathologists, autism specialists and other specialists from the Cascade Regional Inclusive Services program. Families, child care providers, preschool providers, physicians, and community agencies can all refer children to the program for evaluation.

Evaluations for children under the age of three must be completed within 45 calendar days from referral, whereas evaluations for children ages three to entrance to kindergarten must be completed within 60 school days.

Children who are found to be at risk for or have a developmental delay, or are experiencing a disability under a categorical eligibility are provided an Individualized Family Service Plan (IFSP). An IFSP is a plan of services individualized for each child and family and includes the child's abilities and needs, services for the child and family, family outcomes related to the child's needs, and goals and objectives reflecting both the child's developmental and special education needs. The services provided to children following eligibility are provided through federal and state grant funds.



# Special Education Services



## Mild/Moderate Occupational Therapy (OT)

PROGRAM  
**Cascade Regional Inclusive Services**

CONTACT  
**Angie Greenwood**

PROGRAM  
INFORMATION

Occupational therapy services in the educational setting focus on adaptations and functional skills a child needs to safely access the educational environment and make progress in their areas of specially designed instruction.

Therapists provide evaluation in the area of occupational therapy and support students with mild or moderate OT needs by consulting and collaborating with the student's educational team.

Services provided by the school-based OT are driven by the student's Individual Family Service Plan (IFSP) or Individual Education Program (IEP) and can include a variety of activities and interventions, including direct consultation, coaching, modeling, making adaptations to the environment or tasks, and providing in-service training to staff. Consultation also occurs through attendance at IFSP or IEP team meetings, the implementation of accommodations and providing support for any specialized equipment that the student may need.

Services provided by Tier 1 Occupational Therapists to eligible students are able to be billed to Medicaid if a cost-sharing agreement is in place between the district and the ESD.



# Special Education Services



## Mild/Moderate Physical Therapy (PT)

PROGRAM  
**Cascade Regional Inclusive Services**

CONTACT  
**Angie Greenwood**

PROGRAM  
INFORMATION

Physical therapy services in the education setting focus on ensuring safety and accessibility across school environments so students with gross motor challenges can thrive and learn while at school.

Therapists provide evaluation in the area of physical therapy and support students with mild or moderate PT needs by consulting and collaborating with the student's educational team, developing classroom protocols and promoting student self-care.

Services provided by the school-based PT are driven by the student's Individual Family Service Plan (IFSP) or Individual Education Program (IEP) and can include a variety of activities and interventions, including direct consultation, coaching, modeling, making adaptations to the environment or tasks, and providing in-service training to staff. Consultation also occurs through attendance at IFSP or IEP team meetings, the implementation of accommodations and providing support for any specialized equipment that the student may need. Equipment available for short-term loan includes positioning equipment, recreational equipment, and mobility aids.

Services provided by Tier 1 Physical Therapists to eligible students are able to be billed to Medicaid if a cost-sharing agreement is in place between the district and the ESD.



# Special Education Services

FUNDING  
**TIER 1**  
SERVICES



## Severe Disability Services

PROGRAM  
**Special Education and  
Evaluation Services**

CONTACT  
**Sonya Hart**

PROGRAM  
INFORMATION

The Severe Disability program provides support to districts through financial compensation, staff development, consultation, and access to materials for students who are experiencing a significant impact from intellectual disabilities. Services are delivered by a program consultant and include several key resources.

These resources include the coordination of lending library purchases and the distribution of a list of available materials. The program also offers technical assistance and materials to support annual district goals for services to students with severe disabilities. Additionally, the consultant conducts monthly district visits to observe programs and provide consultation.

Severe Disabilities consultant staff serve as regional Qualified Trainers for Extended Assessment, offering training and assistance to district Extended Assessment evaluators. Consultants can also provide support on instructional programming for students with moderate to severe intellectual disabilities. This includes access to an extensive lending library that targets the educational needs of these students.

(Additional document linked here will provide further explanation of how LBL transits funds for this service.)



# Special Education Services



The Special Education and Evaluation Services (SEES) program offers a broad range of support to students and districts. These services include system development for general education interventions in academics and behavior, evaluations for Special Education identification, Multi-Tiered Systems of Support (MTSS) consultation and training, and professional development on research-based initiatives. The program also provides guidance on special education law and current practices in evaluation.

In addition to these core services, districts receive support and technical assistance with programming for students with severe disabilities, as well as transition services.

The SEES team is composed of school psychologists, speech-language pathologists/assistants, educational consultants, and Spanish interpreters/translators, all working together to provide comprehensive support to districts and students.

## Special Education Evaluation Services

PROGRAM  
**Special Education and Evaluation Services**

CONTACT  
**Sonya Hart**

PROGRAM  
INFORMATION





**LBI**

**SCHOOL  
IMPROVEMENT  
SERVICES**

**TIER 1**

# School Improvement Services

FUNDING  
**TIER 1**  
SERVICES



## CPI Training

PROGRAM  
**Strategic Partnerships  
for Student Success**

CONTACT  
**Steve Martinelli**

PROGRAM  
INFORMATION

Crisis Prevention Institute is one of the five ODE approved programs designed to support students with challenging behavior. CPI's evidence-based training incorporates person-centered and trauma-informed approaches, helping to create an effective impact across the school environment.

CPI includes multiple levels of prevention and intervention strategies for managing escalated behaviors. LBL ESD is providing a region-wide CPI training network, along with implementation coaching support from certified CPI trainers. This network includes training both in districts and at the ESD.

ESD staff manage all aspects of preparation and logistical support for this training network. Districts are responsible for covering the cost of training materials, while the scheduling, coordination, trainer certification, training delivery, and ongoing implementation support for this network are funded through the SEIA grant.

\*Pending continued grant fund.



# School Improvement Services

FUNDING  
**TIER 1**  
SERVICES



LBL home school registrar monitors and maintains records of enrollment for home school students and their parents residing in Linn, Benton, and Lincoln counties. LBL serves as a home school information resource for parents, students, schools, and districts. When a student is being homeschooled, parents must notify LBL of their intention to home school. Home school is education provided in the home by the parent or guardian. Home school parents have the full responsibility for their student's education, including all curriculum choices, record keeping, and testing compliance.

## Home School Registration and Enrollment Management

PROGRAM  
**Strategic Partnerships  
for Student Success**

CONTACT  
**Steve Martinelli**

PROGRAM  
INFORMATION

Enhancing education through collaboration



This service provides oversight and coordination of student and family support services including behavior consultants, family support liaisons, and home school. Additional services include MAC Survey, crisis response, grant exploration and coordination, and collaboration with youth serving agencies specifically addressing health and social services.

## SPSS/Student and Family Support Administration

PROGRAM  
**Strategic Partnerships  
for Student Success**

CONTACT  
**Steve Martinelli**

PROGRAM  
INFORMATION



**LBI**

**TECHNOLOGY  
SUPPORT  
SERVICES**

**TIER 1**

# Technology Support Services

FUNDING  
**TIER 1**  
SERVICES



## Business Information System Services Support & Ivisions

PROGRAM  
**Business Services**

CONTACT  
**Rocco Luiere**

PROGRAM  
INFORMATION

LBLESD offers comprehensive support services for [Tyler Technology's Infinite Visions Business Information System](#), including Level 1 help desk assistance, acting as a liaison between Tyler Technologies and districts, hosting, system maintenance and configurations. Designed specifically for schools, Infinite Visions is a true K-12 multi-fund, modified accrual accounting system, both Generally Accepted Accounting Principles (GAAP) and Government Account Standards Board (GASB) compliant, offering full Microsoft Office integration, drill-down capabilities, expert state reporting, customizable data sorting, and comprehensive reporting. Our staff ensures access to vital business information while managing system updates and troubleshooting issues. The Ivision modules covered by Tier 1 consist of integrated financial, human resources, payroll, purchasing, warehouse and fixed asset applications.



# Technology Support Services

FUNDING  
**TIER 1**  
SERVICES



## Cyber Safety Service

PROGRAM  
**Technology and  
Information Services**

CONTACT  
**Tim Jones**

PROGRAM  
INFORMATION

LBLESD's comprehensive Cyber Safety services are designed to protect district assets and enhance security. We offer Security Studio risk assessments to evaluate vulnerabilities and create targeted mitigation roadmaps, along with Virtual and Regional CISO services that provide strategic guidance and localized support on threat mitigation and policy. Our proactive approach includes internal and external vulnerability scanning to identify potential threats, while key employee training programs empower staff to recognize and respond effectively to Cyber Safety risks. Additionally, we provide incident response planning and coordination to ensure a swift and effective reaction to any incidents that may arise.

## Enhancing education through collaboration



## Desktop Support for Tier 1 LBL Staff

PROGRAM  
**Technology and  
Information Services**

CONTACT  
**Tim Jones**

PROGRAM  
INFORMATION

Computer support technicians (desktop support) offer support to LBL Tier 1 Staff who are experiencing problems with their individual desktop computers or software. Assistance is provided to LBL Tier 1 Staff by answering questions and resolving technical problems related to computer equipment and software. They may install or update required hardware and software, and recommend computer products or equipment to improve Tier 1 support productivity.

# Technology Support Services



LBLESD manages network services, including overseeing internet access, firewall management, server infrastructure, and web access for Tier One services. By maintaining critical network infrastructure and providing device support, LBLESD ensures reliable and secure technology operations for Tier One services.

## Network Management

PROGRAM  
**Technology and Information Services**

CONTACT  
**Tim Jones**



## Enhancing education through collaboration



LBL provides comprehensive support for the Synergy Student Information System, offering services such as help desk assistance, training, hosting, and system maintenance. LBL handles system updates, troubleshooting, and customizations like creating new reports or modifying screens.

While LBL manages these higher-level functions, districts retain significant responsibilities for day-to-day operations. These include managing user accounts and permissions, deciding how to utilize software features, maintaining accurate and timely data entry, providing basic IT support to end users, and training staff on internal processes. This division of responsibilities ensures that districts have control over their data and operational decisions, while benefiting from LBL's technical expertise and system-wide support. The collaboration between LBLESD and districts aims to maximize the effectiveness of the Synergy system in meeting educational and administrative needs.

## Student Information System (SIS) Synergy

PROGRAM  
**Technology and Information Services**

CONTACT  
**Tim Jones**





**LBI**

ADMINISTRATIVE  
SERVICES

**TIER 1**

69

# Administrative Services



LBL provides courier service for component districts for delivery of materials and correspondence throughout the region. This service is provided for each component district twice weekly during the school year and one weekly during summer breaks.

## Courier Services

PROGRAM  
**Facilities Services**  
CONTACT  
**Lisa McConnell**

PROGRAM  
INFORMATION



# Tier 2 Resolutions Services

Tier 2 services are designed to meet the specific needs of individual districts. While they aim to achieve economies of scale where possible, these services may also be unique to a particular district. Tier 2 services are selected by district superintendents and approved by the ESD superintendent.

Service selections and quantities should be made by May 1 where possible. Once the ESD commits to a district's approved Tier 2 service, that service cannot be canceled prior to the end of the following school year unless the ESD can exit all associated cost obligations. If the total cost of a district's Tier 2 service selections exceeds their funding allocation, the ESD will bill the district for the excess.

Prices for Tier 2 services are standardized where possible, though specific pricing may be necessary based on the nature of the service.

Districts may choose to allocate up to 50% of their annual Tier 2 funds, including carryforward balances, for services not provided by the ESD. These transits are only allowed for services not currently offered by the ESD. The LBLESD Superintendent may grant limited exceptions to allow transits involving ESD services where the ESD encounters barriers to providing that service but cannot exceed the total limitation on transit amounts.





**LBI**

**SPECIAL  
EDUCATION  
SERVICES**

**TIER 2**

72

# Special Education Services



## Augmentative and Alternative Communication Support (AAC)

PROGRAM  
**Cascade Regional  
Inclusive Services**

CONTACT  
**Angie Greenwood**

PROGRAM  
INFORMATION

Purchasing additional AAC time allows districts to utilize AAC Specialists to provide direct instruction to students beyond the Tier 1 evaluation and systems support. It may also provide support to districts with needs larger than their Tier 1 allocation. Districts may also use Tier 2 or fee-for-service AAC Specialists to write funding reports to assist districts/families in obtaining insurance funding for AAC systems (e.g. eye gaze, limited mobility systems, mounting systems, etc.)

Since billing Medicaid for SLP services is not incorporated into the Tier 1 agreement, if a district wishes to bill Medicaid for reimbursement of services that were provided by an AAC specialist or Assistant who is employed by the ESD, a cost-sharing agreement must be put in place through Tier 2.

### Enhancing education through collaboration



## Autism Consultation

PROGRAM  
**Cascade Regional  
Inclusive Services**

CONTACT  
**Angie Greenwood**

PROGRAM  
INFORMATION

The focus of Autism services provided through the Regional Inclusive Services (RIS) grant is on providing trainings and professional development to build capacity in school-based staff so they can better support students with autism. In addition, the RIS grant includes a limited number of hours that can be used for on-site coaching, attending specific IEP meetings and/or addressing individual students' needs related to autism.

If a district's need for autism support reaches beyond what is provided through the RIS grant, additional Autism Consultant time is available for purchase through this Tier 2 service. Ideas for utilizing Tier 2 Autism Consultant time include providing direct or indirect services to students with autism, on-site partnering with district staff on a more regular basis, training staff to work with individual students in their daily settings, developing and implementing individual data collection systems, classroom diagnostics, restructuring and resetting and/or providing support for students who demonstrate complex behavior needs.

# Special Education Services



Learning Consultants are licensed special education teachers available to provide technical assistance, coaching and support to districts in all areas of special education teaching and case management. Learning Consultants are available to coach and mentor newly or restricted licensed special education teachers, and can help with IEP development, creating manageable classroom systems, designing interventions, and collecting and reviewing data.

## Learning Consultants

PROGRAM  
**Special Education and Evaluation Services**

PROGRAM  
INFORMATION

CONTACT  
**Sonya Hart**

## Enhancing education through collaboration



Tier 1 OT services are based on a consultation service delivery model and are allocated according to the proportionate size of each district when compared to other component districts. Purchasing additional Occupational Therapy time allows districts to utilize OT support for students beyond the consultation services allotted through Tier 1.

## Occupational Therapy (OT)

PROGRAM  
**Cascade Regional Inclusive Services**

PROGRAM  
INFORMATION

CONTACT  
**Angie Greenwood**

This could include direct or indirect OT services to students who require this level of support in order to access their education. It could also provide OT consultation beyond the district's proportionate share of Tier 1 if the district's OT caseload is larger than its Tier 1 allocation.

Since billing Medicaid for OT services is not incorporated into the Tier 1 agreement, if a district wishes to bill Medicaid for reimbursement of services that were provided by an OT or OT Assistant who is employed by the ESD, a cost-sharing agreement must be put in place through Tier 2.

# Special Education Services



## Physical Therapy (PT)

PROGRAM  
**Cascade Regional  
Inclusive Services**

CONTACT  
**Angie Greenwood**

PROGRAM  
INFORMATION

Tier 1 PT services are based on a consultation service delivery model and are allocated according to the proportionate size of each district when compared to other component districts. Purchasing additional Physical Therapy time allows districts to utilize PT support for students beyond the consultation services allotted through Tier 1.

This could include direct or indirect PT services to students who require this level of support in order to access their education. It could also provide PT consultation beyond the district's proportionate share of Tier 1 if the district's PT caseload is larger than its Tier 1 allocation.

Since billing Medicaid for PT services is not incorporated into the Tier 1 agreement, if a district wishes to bill Medicaid for reimbursement of services that were provided by a PT or PT Assistant who is employed by the ESD, a cost-sharing agreement must be put in place through Tier 2.

## Enhancing education through collaboration



## School Psychologists

PROGRAM  
**Special Education and  
Evaluation Services**

CONTACT  
**Sonya Hart**

PROGRAM  
INFORMATION

School psychologists provide evaluation and consultation services to component districts. Typically, they support district staff by assisting with special education evaluations, participating with Multi-Tiered Systems of Support (MTSS) and student assistance teams, and offering consultation in areas such as systems development, academic interventions, and behavioral support for both general education and special education students.

School psychologists bring expertise in student learning development, as well as intervention and support for all learners. They are valuable resources for teams, offering problem-solving assistance and helping to develop behavior plans for students who require additional support.

# Special Education Services



## Spanish Interpreter and Translation

PROGRAM  
**Special Education and Evaluation Services**

PROGRAM  
INFORMATION

CONTACT  
**Sonya Hart**

Interpretation (oral) and translation (written) services in Spanish for school-related activities and meetings related to special education are offered through Tier 1 services.

For school-related activities, meetings, and conferences unrelated to Special Education, districts can purchase additional Interpreter/Translation time. Districts can expect an exact translation of school-related materials for handout or publishing. Interpreters are available for in-person, virtual, or phone conversations and can assist with scheduling and events. They can provide side-by-side as well as simultaneous interpreting.



# Special Education Services



## Speech Language Pathologists (SLP)

PROGRAM  
**Special Education and Evaluation Services**

PROGRAM  
INFORMATION

CONTACT  
**Sonya Hart**

Speech Language Pathologists (SLPs) provide speech and language services through Tier 2 as a direct service for districts to address students with a speech/language need. Services include improving communication skills for students coping with difficulties in learning to listen, speak, read and/or write.

SLPs may case manage students who are identified as eligible for Speech-Language Impairment (SLI) and serve on intervention teams to help determine appropriate next steps for students who may have speech and/or language difficulties. SLPs may work with students under all disability categories and provide services such as specially designed instruction, related services, and/or consultation. These services may include articulation, receptive language, expressive language, social language, fluency, and voice.

With a cost-sharing agreement in place between the District and LBL ESD, a Tier 2 SLP may be eligible to bill for Medicaid reimbursement.

### Enhancing education through collaboration



## Speech Language Pathologist Assistants (SLPA)

PROGRAM  
**Special Education and Evaluation Services**

PROGRAM  
INFORMATION

CONTACT  
**Sonya Hart**

Speech-Language Pathology Assistants (SLPAs) provide speech and language services through Tier 2 as a direct service to address the needs of students with a speech/language disability. The SLPA, working under the direct supervision of a qualified LBL or District supervising SLP, can serve students in all disability categories. This team may provide services under specially designed instruction (SDI), related services, and/or consultation.

With an agreement between the District and LBL ESD, a Tier 2 SLPA may be eligible to bill for Medicaid reimbursement.

# Special Education Services



Since Section 504 is not funded through special education funding streams, any special education services needed for students on 504 plans will need to be purchased through Tier 2. Similarly, students who attend private schools are not automatically eligible for services from the local ESD. School districts may purchase special education services from the ESD for private school students in their boundaries through Tier 2 if desired.

## 504 Plans and Students in Private Schools

PROGRAM  
**Cascade Regional  
Inclusive Services**

CONTACT  
**Angie Greenwood**

PROGRAM  
INFORMATION





**LBI**

**SCHOOL  
IMPROVEMENT  
SERVICES**

**TIER 2**

# School Improvement Services



## Behavior Consultation Services

PROGRAM  
**Strategic Partnerships for Student Success**

CONTACT  
**Steve Martinelli**

PROGRAM  
 INFORMATION

Behavior consultants work closely with teachers and administrators to provide behavioral intervention for students in the classroom. Behavior consultants collaborate with educators to complete Functional Behavior Assessments (FBAs) and Behavior Intervention Plans (BIPs). They provide specific student strategies to help students learn new behavior skills and coaching for staff on classroom structures and systems to support students in using prosocial behavior and emotional regulation. Behavior consultants can provide support for level 1 and level 2 student behavioral safety assessments and sexual incident response advisory teams. They also provide nonviolent crisis intervention training to teach educators best practices for managing difficult situations involving unsafe behavior. [LBL ESD Behavior Consultation Services Overview.](#)

### Enhancing education through collaboration



## Family Support Services

PROGRAM  
**Strategic Partnerships for Student Success**

CONTACT  
**Steve Martinelli**

PROGRAM  
 INFORMATION

Family Support Liaisons partner with students, families and school staff to provide support for accessing health and social services, navigating social service systems, and eliminating barriers. Family support liaisons offer a range of services that include, but are not limited to, accessing physical and mental health resources, case coordination, positive youth development opportunities, and education engagement. They also actively collaborate with local and regional youth serving agencies to coordinate an array of support services for the student and their family. [LBL ESD Family Support Services Overview.](#)



**LBI**

**TECHNOLOGY  
SUPPORT  
SERVICES**

**TIER 2**

# Technology Support Services

FUNDING  
**TIER 2**  
SERVICES



## Additional SIS Synergy Modules

PROGRAM  
**Technology and Information Services**

CONTACT  
**Tim Jones**

PROGRAM  
INFORMATION



At LBLED, we offer a range of additional Synergy modules available for purchase, designed to elevate the educational experience and streamline district operations. Our dedicated team provides end-to-end implementation, configuration, support, and training for each module, ensuring that you maximize the potential of your investment.

Explore our diverse offerings, including:

- **Assessment:** Streamline student assessments with powerful tools that simplify data collection and analysis.
- **Athletics:** Manage athletic programs efficiently, from scheduling to tracking student participation.
- **GradeCam:** Enhance grading processes with intuitive scanning and grading solutions.
- **INSPECT+ Test Item Bank:** Access a comprehensive library of test items for effective assessment design.
- **Learning Management System (LMS):** Foster engaging online learning experiences for students and teachers.
- **Mastery Test Item Banks:** Choose from specialized banks for Math, ELA, Science, and Social Studies, ensuring comprehensive coverage of core subjects.
- **Video Conferencing:** Facilitate real-time communication and collaboration among educators and students.

With LBLED's expertise in implementation and ongoing support, your district can seamlessly integrate these modules into your existing Synergy platform, enhancing functionality and improving educational outcomes. Let us help you take your district's capabilities to the next level.



# Technology Support Services

FUNDING  
**TIER 2**  
SERVICES



## Data Integrations

PROGRAM  
**Technology and  
Information Services**

CONTACT  
**Tim Jones**

PROGRAM  
INFORMATION

At LBLED, our Data Integration Services empower districts to seamlessly connect LBLED-hosted applications with a wide array of third-party vendors, transforming how they manage and utilize information. Our dedicated team provides end-to-end support, guiding you through every step of the integration process—from initial configuration and implementation to ongoing monitoring of data transmissions for utmost accuracy and reliability.

By choosing our services, districts can significantly enhance operational efficiency, ensuring that all systems work together in perfect harmony. This streamlined integration not only saves valuable time but also delivers timely access to crucial information, enabling informed decision-making and improved outcomes. Experience the difference with LBLED's Data Integration Services and watch your data work harder for you.



# Technology Support Services



## Engineering Support

PROGRAM  
**Technology and  
Information Services**

CONTACT  
**Tim Jones**

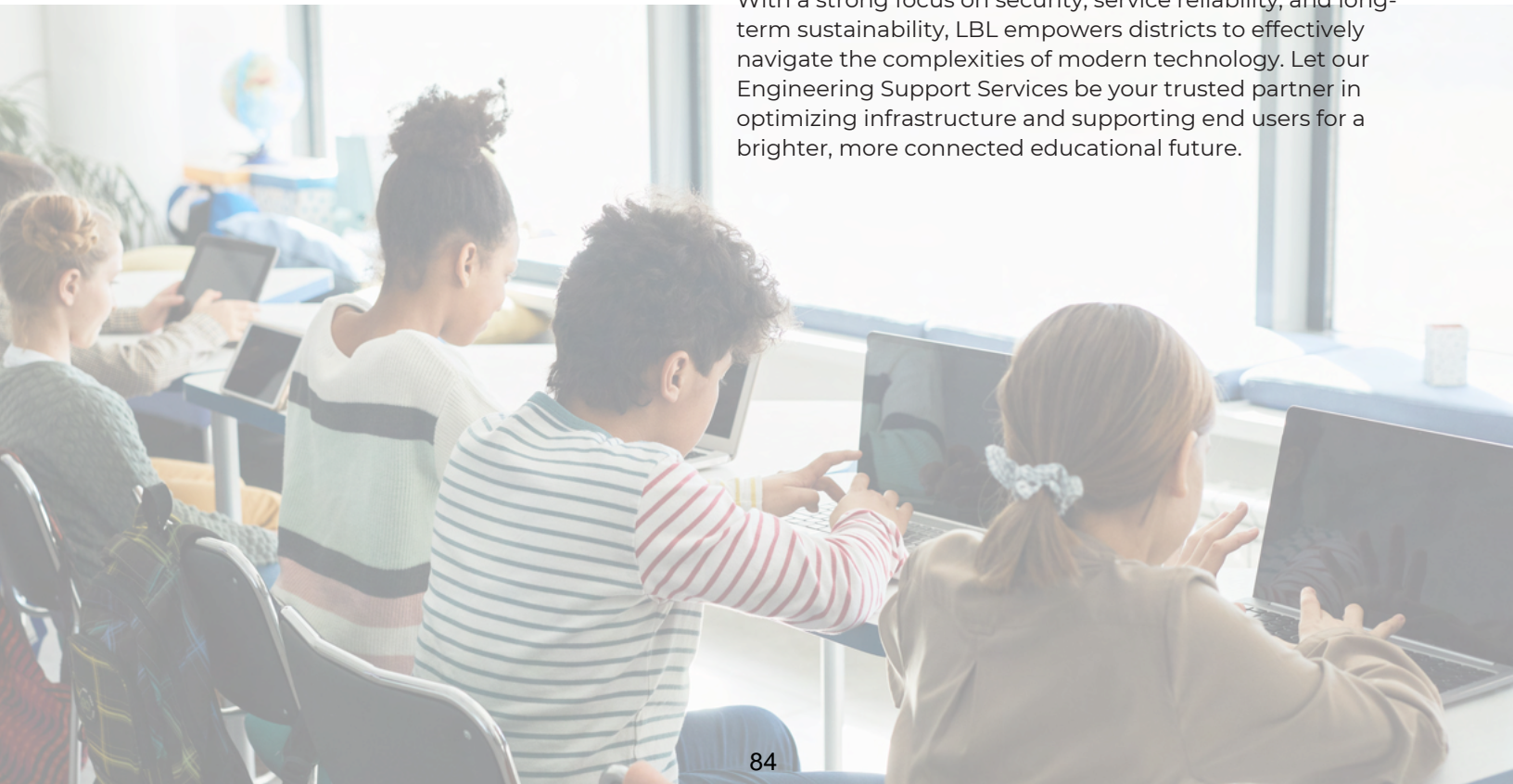
PROGRAM  
INFORMATION

Our Engineering Support Services provide comprehensive assistance for your district's local and wide area networks, focusing on robust system maintenance, implementation, and server infrastructure management. Our team of skilled technicians and engineers collaborates closely to troubleshoot issues, patch systems, and perform critical updates, ensuring that your technology remains secure and up to date.

We excel in configuring network devices and optimizing server infrastructure to enhance performance and reliability. Our expertise extends to maintaining and consulting on essential network equipment—including switches, routers, firewalls, and access points—while implementing best practices for application delivery and data storage.

In addition to our core services, we offer application and website hosting, data backups, and data center design and implementation, providing a holistic approach to your district's IT needs. Our commitment to systems updates and proactive configurations ensures that your technology environment is not only secure but also adaptable to evolving educational demands.

With a strong focus on security, service reliability, and long-term sustainability, LBL empowers districts to effectively navigate the complexities of modern technology. Let our Engineering Support Services be your trusted partner in optimizing infrastructure and supporting end users for a brighter, more connected educational future.



# Technology Support Services



The Ivision modules covered by Tier 1 consist of integrated financial, human resources, payroll, purchasing, warehouse, and fixed asset applications. Districts can purchase any other IV modules through Tier 2

## Infinite Visions Add Ons

PROGRAM  
**Business Services**  
 CONTACT  
**Rocco Luiere**

PROGRAM  
 INFORMATION

### Enhancing education through collaboration



Our Internet Access (ISP) Service provides districts with dependable, high-speed internet connectivity, ensuring uninterrupted access to vital online resources. Safeguarded by a state-of-the-art, high-availability firewall pair, our service prioritizes security without compromising performance.

All necessary network devices and infrastructure are securely housed and meticulously maintained within the LBL data center facility, equipped with cutting-edge cooling systems and emergency power capabilities. This unwavering commitment to security and reliability means that districts can confidently depend on consistent internet access to support their educational initiatives and enhance learning experiences. Elevate your district's connectivity and unlock limitless potential with LBLED's Internet Access Service.

## Internet Access

PROGRAM  
**Technology and Information Services**  
 CONTACT  
**Tim Jones**

PROGRAM  
 INFORMATION

# Technology Support Services



## Power School Sped Records Management

PROGRAM  
**Technology and Information Services**

CONTACT  
**Tim Jones**

PROGRAM  
INFORMATION

LBL proudly offers a powerful, web-based Special Education Management System designed to empower educators in efficiently documenting every aspect of the special education process. Our system encompasses the entire journey—from pre-referral and referral to eligibility determination, Individual Education Program (IEP) development, progress reporting for parents, and IEP revisions.

In addition, it features essential tools such as private school Individualized Service Plan (ISP) forms and data tracking sheets, ensuring that all necessary documentation is easily accessible. With PowerSchool's extensive suite of reports, districts can effortlessly manage administrative and state reporting requirements, streamlining the process and saving valuable time.

Our system seamlessly integrates with your district's existing student information system, enabling specified data to flow smoothly between both platforms. Experience enhanced collaboration and improved outcomes for students with our Special Education Management System—your partner in fostering educational success.

### Enhancing education through collaboration



## Web Design and Maintenance

PROGRAM  
**Technology and Information Services**

CONTACT  
**Tim Jones**

PROGRAM  
INFORMATION

LBL provides innovative website development, hosting, and management solutions tailored to meet all of your district's web-related needs. Our websites feature responsive design, ensuring that content is optimized for any device, from desktops to smartphones. We prioritize accessibility, crafting websites and content that reach the widest audience while fully complying with state and federal web accessibility requirements.

With LBL's social media integration, districts can effortlessly share content across multiple platforms, including Facebook and Twitter, maximizing reach while saving valuable time. Additionally, we offer a user-friendly mobile app that allows parents, students, and staff to quickly access important website information, news, and resources. The app also enables push notifications, facilitating instant communication from school district officials—available for both Android and Apple devices.

Transform your district's online engagement and communication with LBL's web solutions, designed to enhance connectivity and keep your community informed.



**LBI**

**ADMINISTRATIVE  
SERVICES**

**TIER 2**

87

# Administrative Services



The business office serves component and non-component districts by offering services to support the many business functions of a district. Services included payroll, accounts payable, grants, and general transactional and state reporting support.

## Business Administration Services

PROGRAM  
**Business Services**

CONTACT  
**Rocco Luiere**

PROGRAM  
INFORMATION

### Enhancing education through collaboration



At LBL, we provide dedicated support for districts navigating the complexities of the E-rate Program, ensuring a seamless application process and full compliance with all program regulations. Our comprehensive services cover the entire lifecycle of the E-rate application—from the initial submission to meticulous funding tracking—designed to help you secure the maximum funding possible.

With our in-depth expertise, we empower schools and libraries to obtain vital funding for high-speed internet and telecommunications. We also keep you informed about the latest updates and changes to program rules, ensuring that you never miss an opportunity for financial support. Partner with LBL and unlock the funding potential your district needs to enhance connectivity and enrich educational experiences.

## E-rate Services

PROGRAM  
**Technology and Information Services**

CONTACT  
**Tim Jones**

PROGRAM  
INFORMATION

# Administrative Services



## Oregon Routes Student Transportation

PROGRAM  
**Business Services**

CONTACT  
**Rocco Luiere**

PROGRAM  
INFORMATION

Oregon Routes is a supplemental drivers program created to address the driver shortage in Oregon and ensure reliable transportation for children who are not served by regular bus routes. By connecting students with available drivers, the program helps establish a safe and efficient transportation system that benefits both students and the community.

One of the key features of Oregon Routes is its unique driver-student pairing system. This approach matches drivers with students based on location or specific needs, ensuring that each trip is as efficient and convenient as possible. In some cases, drivers may already be on a route to a destination, making the process even more streamlined for everyone involved.

The program also includes an easy-to-use portal for school districts to input student information. This platform simplifies the administrative process, making it easier for districts to manage and coordinate transportation services for students in need.

## Enhancing education through collaboration



## Special Education Administration Services

PROGRAM  
**Special Education and Evaluation Services**

CONTACT  
**Sonya Hart**

PROGRAM  
INFORMATION

This service is available to districts who require a licensed special education administrator to support their district. Services may include administrative functions of planning and managing special education programs, staffing and budgeting, supervision of staff, compliance review, professional development, state reporting, and consultation.



**LBI**

**OTHER GRANTS  
& CONTRACTS**

**GRANTS**



### EI/ECSE Grant

PROGRAM

**Early Intervention/Early Childhood Special Education**

CONTACT

**Autumn Belloni, Tina Linn, Catie Dalton and Kimberly McMutcheon-Gross**

PROGRAM  
INFORMATION

Early Intervention/Early Childhood Special Education (EI/ECSE) services are provided through a grant awarded by the Oregon Department of Education to support eligible children, birth to five years old. These services are delivered by a team of professionals, including developmental specialists, speech-language pathologists, inclusion specialists, instructional assistants, and regional staff.

EI/ECSE staff work closely with families and young children who have developmental delays or disabilities, offering consultation and instruction in a variety of settings through an Individualized Family Service Plan (IFSP). The primary focus of Oregon's EI program is to build the family's capacity to support the special needs of their young child.

EI services are available for children from birth to three years who have developmental delays in areas such as cognitive, physical, communication, self-help, or social skills. Services are also provided to children with medically diagnosed conditions that are likely to result in developmental delays later in life. Most EI interventions are offered within the child's natural environment—integrating into everyday routines, activities, and places.

For children aged three to kindergarten entry, ECSE services are available for those who qualify due to a developmental delay or categorical disability. Children in ECSE typically have disabilities that significantly affect their developmental progress and their ability to access education. These services are provided in community preschools, childcare facilities, and structured classrooms, and are tailored to each child's unique special education needs.

The focus of the ECSE program is to teach the child the necessary skills to address developmental delays, prepare them for school, and incorporate intervention strategies into their daily routines.



### Regional Inclusive Services Grant

#### Cascade Regional Inclusive Services

CONTACT  
**Angie Greenwood**

PROGRAM  
INFORMATION

Regional Inclusive Services are funded through a grant awarded by the Oregon Department of Education. This grant enables LBL ESD to collaborate with local school districts, Early Intervention, Early Childhood Special Education (EI/ECSE) programs, families, and community agencies to provide specialized educational support for children with low-incidence disabilities.

These disabilities include autism, deaf/hard of hearing, deafness, blindness/visual impairment, orthopedic impairment, and traumatic brain injury. These conditions occur at such a low rate in the general population that it would be challenging for individual districts to provide the full range of services these students require.

While the primary responsibility for each child always remains with the local school district, Regional Inclusive Services offer a range of support for students who meet eligibility criteria. The specific services provided by Regional Inclusive Services staff vary depending on the disability category and are governed by the terms of the grant itself.

Services provided may include Specially Designed Instruction, Related Services, Supports to School Personnel, and/or Accommodations/Modifications. These services are implemented for each individual child or student in various settings through an Individualized Family Service Plan (IFSP) for children ages birth through 5, or an Individualized Education Program (IEP) for students in Kindergarten through age 21.





### Long Term Care and Treatment Grant

PROGRAM

**Long Term Care and Treatment**

CONTACT

**Bryan Starr**

PROGRAM INFORMATION

The Long Term Care and Treatment (LTCT) contract from the Oregon Department of Education (ODE) funds educational services for children and youth in residential and day treatment facilities across several specialized schools. These programs serve students with significant emotional and behavioral needs in collaboration with mental health providers.

#### Farm Home School

Located at the Trillium Family Services Corvallis Campus, this school serves middle to high school students in both residential and day treatment, focusing on mental health services provided by Trillium Family Services.

#### Wake Robin School

This program operates on the same campus as the The Farm Home School, offering transitional educational services through ODE. It serves K-12 students, with Trillium providing mental health care and LBL ESD delivering educational support.

#### Old Mill Center Classroom

Based at the Old Mill Center for Children and Families in Corvallis, this day treatment program offers education primarily to younger students (K-2), with mental health services from Old Mill.

Each program aims to support students academically while addressing complex emotional and behavioral challenges through specialized education and treatment partnerships.





These support services are coordinated through the Strategic Partnerships for Student Success Program. Our team of implementation coaches focus on building capacity with districts for equitable systems to better meet the instructional and social, emotional and behavioral (SEB) health needs of their students, staff and families. We collaborate with educators to build their instructional and SEB practices and systems through the use of data and strategies integral to improvement science. We also coach educators to transform instructional and SEB knowledge into practices to implement with students, staff and families.

## Capacity Building Implementation Support Services

PROGRAM

**Strategic Partnerships for Student Success**

CONTACT

**Steve Martinelli**

PROGRAM INFORMATION

### Our Capacity Building Implementation Support Services include:

- Facilitating needs assessment focusing on implementation readiness, progress monitoring and program evaluation for existing and/or new instructional or SEB systems and practices.
- Leveraging partnerships with local, regional, state and national organizations to communicate the latest information in regard to instructional and SEB curriculum, initiatives and grants, and professional development.
- Sharing critical information updates on the latest research and trends related to evidence-based or field-tested practices and programs for instructional and SEB systems including easy-to-implement strategies to share with school leaders and staff.
- Convening collaboration and learning opportunities for school and district staff to support the ongoing implementation of instructional and SEB systems.
- Training and coaching district and school leaders through professional learning opportunities with customized follow-up support to guide the implementation process of instructional and SEB systems.
- Providing implementation technical assistance for existing and/or new instructional and SEB systems in schools and districts as well as supporting adaptations to these systems to implement in a variety of learning environments.

Each biennium the SPSS Program and ESD leadership will collaborate with district Superintendents to complete a needs assessment process that is informed by regional district data related to their SIA/Integrated Program Plans. This process includes convening an advisory workgroup of Superintendents and SPSS coaching staff to review regional data, assess current needs, prioritize focus areas, and recommend an array of best-practice strategies that can be used to support the implementation of instructional or SEB systems and practices. This information will inform the ESD's Statewide Education Initiatives Account Grant (SEIA) application along with the sourcing of other regional or state opportunities to help fund and/or deliver these capacity building implementation support services. **Link to current SEIA Grant Plan.**

# Grants and Contracts



## The Statewide Education Initiatives Account Grant (SEIA) from ODE

PROGRAM

**Strategic Partnerships for Student Success**

CONTACT

**Steve Martinelli**

PROGRAM  
INFORMATION

The Statewide Education Initiatives Account Grant (SEIA) provides support to districts in the implementation of their Student Investment Account (SIA)-Integrated Program plans. Our Student Success Integration Liaisons work directly with districts to assist in the development and implementation of these plans. They also collaborate closely with the Oregon Department of Education (ODE) to ensure districts have the necessary information and support to complete the required reporting for their plans.

In addition, the Improvement & Engagement Liaisons support district and school teams with the implementation of the High School Success and Every Day Matters initiative requirements. These liaisons play a key role in guiding districts and schools to meet the goals of these initiatives.

All of the liaisons provide coaching and technical assistance to district and school leaders, focusing on best practices for data-driven decision-making and continuous improvement processes.

### Enhancing education through collaboration



## School Safety and Prevention Systems Grant (SSPS) from ODE

PROGRAM

**Strategic Partnerships for Student Success**

CONTACT

**Steve Martinelli**

PROGRAM  
INFORMATION

The Strategic Partnerships for Student Success Program is creating a coordinated regional Behavioral Safety Framework. This framework focuses on the development of services and support for safety assessment processes (BSTAT/SIRC), suicide prevention, intervention, and postvention plans (Adi's Act), bullying and harassment prevention, and crisis response protocols within districts.

This work is funded by the School Safety and Prevention Systems Grant from the Oregon Department of Education (ODE). It includes expanded opportunities for training, technical assistance, and coaching provided by Education Service District (ESD) staff and regional/state partners in these critical areas of behavioral safety.

# Grants and Contracts



## Grow Your Own Grant (GYO) from the EAC

PROGRAM  
**Strategic Partnerships for Student Success**

CONTACT  
**Steve Martinelli**

PROGRAM  
INFORMATION

The LBL ESD Grow Your Own (GYO) Grant is funded by the Educator Advancement Council (EAC) and coordinated through the Strategic Partnerships for Student Success Program. This grant supports both new and existing GYO initiatives within our twelve districts.

The vision for this project is to combine direct support for educator recruitment with the creation of a regional collaborative structure. This two-pronged approach includes a Regional GYO Navigator and the Regional GYO Work Group.

Funding will be provided to support educators in high-need areas, as identified through the work group's data-driven process. The Regional GYO Work Group has developed and is now implementing a plan to distribute scholarships and reduce barriers to obtaining licensure for educators.

## Enhancing education through collaboration



## Instructional Mentor Program Collaboration with WREN

PROGRAM  
**Strategic Partnerships for Student Success**

CONTACT  
**Steve Martinelli**

PROGRAM  
INFORMATION

The Instructional Mentor Program Collaboration is funded through a combination of funds from the ESD's SEIA Grant and WREN (Western Regional Educators Network), and it is coordinated through the Strategic Partnerships for Student Success Program.

The goal of the Instructional Mentor Program is to provide the tools, resources, and training necessary to support mentors at the highest level, ensuring they are equipped to help their mentees successfully launch their careers. The collaborative nature of this program allows mentors to gain professional knowledge not only through training and resources but also through the expertise of other mentors in the region. A key focus of the program is supporting the social and emotional well-being of educators at its core.

In response to feedback from both mentors and new teachers, and with the goal of helping novice educators grow in their professional practices, this program also offers ongoing professional development. This includes training on behavior management, as well as strategies for creating a positive classroom climate, establishing routines, and implementing effective structures.

# Grants and Contracts



## Family Support Fund Grants

PROGRAM  
**Strategic Partnerships  
for Student Success**

CONTACT  
**Steve Martinelli**

PROGRAM  
INFORMATION

The Family Support Fund Grants are coordinated through the Strategic Partnerships for Student Success Program. Over the years, LBL ESD has partnered with local, regional, and state organizations to secure funding resources that meet the needs of the students and families they serve.

The urgent needs of these students and families require access to an agile and flexible funding source, providing ESD-based staff members with an efficient and effective way to address those needs in a timely manner. Each support person works diligently to explore other funding options before utilizing these ESD-specific resources.

These funding streams are not intended to replace or supplant funds traditionally provided through other sources. However, when needs are inadequately funded or when the timing is urgent, these funds may be used to address gaps in support.

Enhancing education through collaboration



## IHN-CCO Agile Fund Grant

PROGRAM  
**Strategic Partnerships  
for Student Success**

CONTACT  
**Steve Martinelli**

PROGRAM  
INFORMATION

This grant flows through the IHN-CCO System of Care from the Oregon Health Authority. It is delivered through a partnership with LBL ESD and the regional System of Care Executive Council. These funds are designed to meet immediate and urgent needs of the students and family supported through our local system of care. Students and families actively engaged with ESD-delivered Family or Behavioral Supports in a school district can be eligible to receive these funds.

# Grants and Contracts



## Integrated Community Partner Grant

PROGRAM  
**Strategic Partnerships  
for Student Success**

CONTACT  
**Steve Martinelli**

PROGRAM  
INFORMATION

The Integrated Community Partner grant funding is managed by Jackson Street Youth Services. This grant provides an annual discount on the cost of contracting Family Support Services through the ESD for school districts with an emphasis on small rural districts. Family support liaisons assist students who are experiencing challenges to their success at home, school and in the community. The family support liaisons work closely with the family, school, health care providers and social service agencies to locate and access resources, organize support, develop skills and remove barriers so that children can come to school ready to learn.

Enhancing education through collaboration



## Juvenile Crime Prevention Grant

PROGRAM  
**Strategic Partnerships  
for Student Success**

CONTACT  
**Steve Martinelli**

PROGRAM  
INFORMATION

The Juvenile Crime Prevention (JCP) grant funding is managed by the Linn County Juvenile Department. This grant provides an annual discount on the cost of contracting Family Support Services through the ESD for Linn County school districts. Family support liaisons assist students who are experiencing challenges to their success at home, school and in the community. The family support liaisons work closely with the family, school, health care providers and social service agencies to locate and access resources, organize support, develop skills and remove barriers so that children can come to school ready to learn.

# Grants and Contracts



The MAC-Medicaid Support Services are coordinated through the Strategic Partnerships for Student Success Program. With support from the Oregon Health Authority (OHA), LBL provides training and support to districts to complete the Medicaid Administrative Claiming survey three times a year. LBL interfaces with OHA to generate cost pools, process match payments and resolve questions. LBL staff also participate in the Medicaid Administrative Claiming process. Funds generated are used to support the Medicaid-MAC Specialist that delivers this support service to districts.

## Medicaid Billing Support Services

PROGRAM  
**Strategic Partnerships for Student Success**

PROGRAM  
INFORMATION

CONTACT  
**Steve Martinelli**





**LBI**



# DISTRICT SUMMARY

2024-2025



# Alsea School District

## Services provided through LBLESD

### District Executive Summary

- Roger Irvin, LBLESD Board Director, ASD Region
- Sarah Fay, LBLESD Budget Committee, ASD Region
- ASD receives 2.1% of Local Service Plan funding and is the 11th largest in student enrollment out of the 12 component districts
- Districts are able to transit up to 50% of their available Tier 2 resources. At this time, ASD is transiting \$0 which represents 0%

### ADMw Over the Years

	ESD	ASD
FY 2017/18	44,872.8	335.3
FY 2018/19	45,092.2	465.9
FY 2019/20	44,912.5	465.9
FY 2020/21	47,337.1	960
FY 2021/22	43,864	1,120
FY 2022/23	44,220	613
FY 2023/24	41,356.97	363.99

### 2022-23 Quick Stats

6

Number of  
**BIS Tickets**

171

Number of  
**Network Tickets**

148

Number of  
**SIS Tickets**

1000  
mbps

Total ISP Purchased

LBLESD serves districts, schools and students by providing equitable, flexible and effective educational services through economy of scale. Our vision is to be a responsive and transparent organization that supports districts by embracing continuous improvement in helping every child succeed.

## Services Data

Note: This data is based on fiscal year 2023-2024

### Tier 1

Special Education – Tier 1 Services by Student	ESD	ASD
Audiology Hearing Screenings	7112	40
Audiology Evaluations	34	0
Mild/Moderate Special Ed Supports K-12 (PT)	95	0
Mild/Moderate Special Ed Supports K-12 (OT)	716	11
Mild/Moderate Special Ed Supports K-12 (Aug Comm)	255	1
In-Center Special Education Evaluations	233	2
In-District and Assigned Special Education Evaluations	202	17
Severe Disability Supports	170	1
Early Intervention Evaluations	307	0
Early Childhood Special Education Evaluations	489	0

### Special Education – Tier 1 Services by Hours

Special Education – Tier 1 Services by Hours	ESD	ASD
Interpreter, District Requests	312	1
Interpreter, In-Center Evaluations	80	1
Translation, District Requests	154	0

### Grants

Cascade Regional – Low Incidence, High Needs	ESD	ASD
Vision	43	0
Hearing	76	0
Physical Therapy	44	0
Occupational Therapy	45	0
Autism Spectrum Disorder	772	3
Traumatic Brain Injury	18	0
Deafblindness	2	0
Total # of K-12 Regional Low Incidence Disabilities	926	3

### Other Services

Other Services	ESD	ASD
Behavior Specialist	258	7
Family Support Liaison	1066	0

## ESD Staff Serving District

### School Psychologist

N/A

### Learning Consultant

Janice Edwards

### Speech Language Pathologist

Pearl Arck

### Autism

Jill Sellers

### Deaf/Hard Hearing

TBD

### Occupational Therapist

Pamela Schindler

### Physical Therapist

Linda Absalon

### Vision

TBD

### Augmentative Communication

Sarah Follett

### Traumatic Brain Injury

Brandi Lancaster

### Audiology

Marcella Murillo

### Family Support Liaison

N/A

### Behavior Consultant

Mark Summers

### Home School

Mandie Wood

### Transition Network Facilitator

Josh Barbour

### Severe Disabilities Consultant

Shelley Marrone



2024-2025



# Central Linn School District

## Services provided through LBL ESD

### District Executive Summary

- Roger Irvin, LBLESD Board Director, CLSD Region
- Sarah Fay, LBLESD Budget Committee, CLSD Region
- CLSD receives 1.7% of Local Service Plan funding and is the 10th largest in student enrollment out of the 12 component districts
- Districts are able to transit up to 50% of their available Tier 2 resources. At this time, CLSD is transiting \$0 which represents 0%

### ADMw Over the Years

	ESD	CLSD
FY 2017/18	44,872.8	826.9
FY 2018/19	45,092.2	844.4
FY 2019/20	44,912.5	844.4
FY 2020/21	47,337.1	765
FY 2021/22	43,864	724
FY 2022/23	44,220	715
FY 2023/24	41,356.97	717.92

### 2023-24 Quick Stats

24

Number of  
**BIS Tickets**

18

Number of  
**Network Tickets**

238

Number of  
**SIS Tickets**

400  
mbps

Total ISP Purchased

LBLESD serves districts, schools and students by providing equitable, flexible and effective educational services through economy of scale. Our vision is to be a responsive and transparent organization that supports districts by embracing continuous improvement in helping every child succeed.

## Services Data

Note: This data is based on fiscal year 2023-2024

### Tier 1

#### Special Education – Tier 1 Services by Student

	ESD	CLSD
Audiology Hearing Screenings	7112	105
Audiology Evaluations	34	1
Mild/Moderate Special Ed Supports K-12 (PT)	95	2
Mild/Moderate Special Ed Supports K-12 (OT)	716	10
Mild/Moderate Special Ed Supports K-12 (Aug Comm)	255	3
In-Center Special Education Evaluations	233	5
In-District and Assigned Special Education Evaluations	202	27
Severe Disability Supports	170	0
Early Intervention Evaluations	307	9
Early Childhood Special Education Evaluations	489	17

#### Special Education – Tier 1 Services by Hours

	ESD	CLSD
Interpreter, District Requests	312	13
Interpreter, In-Center Evaluations	80	2
Translation, District Requests	154	1
Translation, In-Center Evaluations	122.47	0

### Grants

#### Cascade Regional – Low Incidence, High Needs

	ESD	CLSD
Vision	43	0
Hearing	76	2
Physical Therapy	44	1
Occupational Therapy	45	1
Autism Spectrum Disorder	772	5
Traumatic Brain Injury	18	0
Deafblindness	2	0
Total # of K-12 Regional Low Incidence Disabilities	926	9

### Other Services

	ESD	CLSD
Behavior Specialist	258	7
Family Support Liaison	1066	28

## ESD Staff Serving District

### School Psychologist

Sara Kessinger, Dawn Meier, Samantha Hirsch

### Learning Consultant

N/A

### Speech Language Pathologist

Amanda Wallace, Juli Jackson

### Autism

Michelle Neilson

### Deaf/Hard Hearing

Phil Mills

### Occupational Therapist

Leslie Looney

### Physical Therapist

Linda Absalon

### Vision

TBD

### Augmentative Communication

Brandi Lancaster, Jennifer Villaruel

### Traumatic Brain Injury

Brandi Lancaster

### Audiology

Marcella Murillo

### Family Support Liaison

Peyton Connery/Anne Gicalone-Baker

### Behavior Consultant

Angela Poletti

### Home School

Mandie Wood

### Transition Network Facilitator

Josh Barbour

### Severe Disabilities Consultant

Shelley Marrone



2024-2025



# Corvallis School District

## Services provided through LBL ESD

### District Executive Summary

- Jim Blount / Michael Thomson, LBLESD Board Directors, CSD Region
- Sami Al-Abdrabbuh / Sarah Finger McDonald, LBLESD Budget Committee, CSD Region
- CSD receives 17.1% of Local Service Plan funding and is the 2nd largest in student enrollment out of the 12 component districts
- Districts are able to transit up to 50% of their available Tier 2 resources. At this time, CSD is transiting \$372,413 which represents 38.9%

### ADMw Over the Years

	ESD	CSD
FY 2017/18	44,872.8	7,942.1
FY 2018/19	45,092.2	7,942.1
FY 2019/20	44,912.5	7,847.5
FY 2020/21	47,337.1	7,482
FY 2021/22	43,864	7,439
FY 2022/23	44,220	7,407
FY 2023/24	41,356.97	7,191

### 2023-24 Quick Stats

84

Number of  
**BIS Tickets**

18

Number of  
**Network Tickets**

687

Number of  
**SIS Tickets**

2000  
mbps

Total ISP Purchased

LBLESD serves districts, schools and students by providing equitable, flexible and effective educational services through economy of scale. Our vision is to be a responsive and transparent organization that supports districts by embracing continuous improvement in helping every child succeed.

## Services Data

Note: This data is based on fiscal year 2023-2024

## ESD Staff Serving District

### Tier 1

Special Education – Tier 1 Services by Student	ESD	CSD
Audiology Hearing Screenings	7112	1136
Audiology Evaluations	34	9
Mild/Moderate Special Ed Supports K-12 (PT)	95	0
Mild/Moderate Special Ed Supports K-12 (OT)	716	104
Mild/Moderate Special Ed Supports K-12 (Aug Comm)	255	37
In-Center Special Education Evaluations	233	61
In-District and Assigned Special Education Evaluations	202	3
Severe Disability Supports	170	34
Early Intervention Evaluations	307	62
Early Childhood Special Education Evaluations	489	76

### Special Education – Tier 1 Services by Hours

Special Education – Tier 1 Services by Hours	ESD	CSD
Interpreter, District Requests	312	61
Interpreter, In-Center Evaluations	80	31
Translation, District Requests	154	12

### Grants

Cascade Regional – Low Incidence, High Needs	ESD	CSD
Vision	43	10
Hearing	76	15
Physical Therapy	44	8
Occupational Therapy	45	8
Autism Spectrum Disorder	772	127
Traumatic Brain Injury	18	2
Deafblindness	2	0
Total # of K-12 Regional Low Incidence Disabilities	926	156

### Other Services

Other Services	ESD	CSD
Behavior Specialist	258	0
Family Support Liaison	1066	90

### School Psychologist

Dawn Meier, Samantha Hirsch, Sare Kessinger

### Learning Consultant

N/A

### Speech Language Pathologist

Amanda Wallace, Juli Jackson

### Autism

Michelle Nielson, Amanda Stenberg

### Deaf/Hard Hearing

Clarissa Lane

### Occupational Therapist

Leslie Looney, Kirsten Rademacher, Lisa Baker, Carol Welbrock

### Physical Therapist

N/A

### Vision

Erin Keller, Dan Glowicki, Shandra Harris

### Augmentative Communication

Mary Turner, Margaret Trolard Clouse

### Traumatic Brain Injury

Brandi Lancaster

### Audiology

Marcella Murillo

### Family Support Liaison

Kelly Clement

### Behavior Consultant

N/A

### Home School

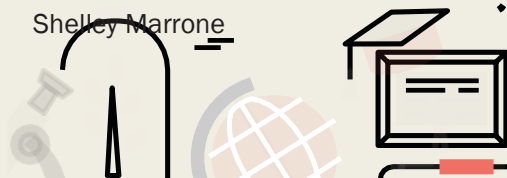
Mandie Wood

### Transition Network Facilitator

Josh Barbour

### Severe Disabilities Consultant

Shelley Marrone



2024-2025



# Greater Albany Public Schools

## Services provided through LBLED

### District Executive Summary

- Michael Thomson / Miriam Cummins / Jean Wooten, Amy Vetor LBL ESD Board Directors, GAPS Region
- Sami Al-Abdrabbuh / Ryan Mattingly / Jim Gourley, LBL ESD Budget Committee, GAPS Region
- GAPS receives 24.4% of Local Service Plan funding and is the largest in student enrollment out of the 12 component districts
- Districts are able to transit up to 50% of their available Tier 2 resources. At this time, GAPS is transiting \$0 which represents 0%

### ADMw Over the Years

	ESD	GAPS
FY 2017/18	44,872.8	11,240.5
FY 2018/19	45,092.2	11,167.5
FY 2019/20	44,912.5	11,030.2
FY 2020/21	47,337.1	10,615
FY 2021/22	43,864	10,622
FY 2022/23	44,220	10,596
FY 2023/24	41,356.97	10,518

### 2023-24 Quick Stats

121

Number of  
**BIS Tickets**

189

Number of  
**Network Tickets**

958

Number of  
**SIS Tickets**

3000  
mbps

**Total ISP Purchased**

LBLED serves districts, schools and students by providing equitable, flexible and effective educational services through economy of scale. Our vision is to be a responsive and transparent organization that supports districts by embracing continuous improvement in helping every child succeed.

## Services Data

Note: This data is based on fiscal year 2023-2024

## ESD Staff Serving District

### Tier 1

#### Special Education – Tier 1 Services by Student

	ESD	ASD
Audiology Hearing Screenings	7112	2841
Audiology Evaluations	34	13
Mild/Moderate Special Ed Supports K-12 (PT)	95	28
Mild/Moderate Special Ed Supports K-12 (OT)	716	191
Mild/Moderate Special Ed Supports K-12 (Aug Comm)	255	84
In-Center Special Education Evaluations	233	63
In-District and Assigned Special Education Evaluations	202	10
Severe Disability Supports	170	47
Early Intervention Evaluations	307	92
Early Childhood Special Education Evaluations	489	157

#### Special Education – Tier 1 Services by Hours

	ESD	ASD
Interpreter, District Requests	312	81
Interpreter, In-Center Evaluations	80	23
Translation, District Requests	154	28

### Grants

#### Cascade Regional – Low Incidence, High Needs

	ESD	ASD
Vision	43	6
Hearing	76	20
Physical Therapy	44	14
Occupational Therapy	45	11
Autism Spectrum Disorder	772	220
Traumatic Brain Injury	18	5
Deafblindness	2	0
Total # of K-12 Regional Low Incidence Disabilities	926	261

#### Other Services

	ESD	ASD
Behavior Specialist	258	71
Family Support Liaison	1066	277

#### School Psychologist

Ari Hupp, Kaitlin Davenport, Amanda Sansone

#### Learning Consultant

N/A

#### Speech Language Pathologist

Christine Simpson, Kathryn Blakley, Joseph Lake

#### Autism

Kayla Hunt, Ryan Stanley

#### Deaf/Hard Hearing

Clifton Lyddane, Clarissa Lane

#### Occupational Therapist

Karen Cunningham, Alex Greiner, Nikki MacKinder, Calista Huffman, Nicole Groll, Elena Piaroc

#### Physical Therapist

Linda Absalon, Keith Abrams

#### Vision

Jennifer Orton

#### Augmentative Communication

Jennifer Villaruel, Mary Turner, Margaret Trolard Clouse

#### Traumatic Brain Injury

Brandi Lancaster

#### Audiology

Marcella Murillo

#### Family Support Liaison

Sierra Holaday

#### Behavior Consultant

Sharon Kerrisk

#### Home School

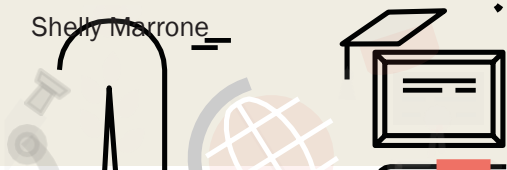
Mandie Wood

#### Transition Network Facilitator

Josh Barbour

#### Severe Disabilities Consultant

Shelly Marrone



2024-2025



# Harrisburg School District

## Services provided through LBL ESD

### District Executive Summary

- Roger Irvin, LBLESD Board Director, HSD Region
- Sarah Fay, LBLESD Budget Committee, HSD Region
- HSD receives 2.2% of Local Service Plan funding and is the 9th largest in student enrollment out of the 12 component districts
- Districts are able to transit up to 50% of their available Tier 2 resources. At this time, HSD is transiting \$0 which represents 0%

### ADMw Over the Years

	ESD	HSD
FY 2017/18	44,872.8	1,096.3
FY 2018/19	45,092.2	1,044.7
FY 2019/20	44,912.5	1,029.5
FY 2010/21	47,337.1	925
FY 2021/22	43,864	942
FY 2022/23	44,220	972
FY 2023/24	41,356.97	1,014.71

### 2024-25 Quick Stats

82

Number of  
**BIS Tickets**

13

Number of  
**Network Tickets**

231

Number of  
**SIS Tickets**

1000  
mbps

**Total ISP Purchased**

LBLESD serves districts, schools and students by providing equitable, flexible and effective educational services through economy of scale. Our vision is to be a responsive and transparent organization that supports districts by embracing continuous improvement in helping every child succeed.

## Services Data

Note: This data is based on fiscal year 2023-2024

### Tier 1

<b>Special Education – Tier 1 Services by Student</b>	<b>ESD</b>	<b>HSD</b>
Audiology Hearing Screenings	7112	191
Audiology Evaluations	34	0
Mild/Moderate Special Ed Supports K-12 (PT)	95	5
Mild/Moderate Special Ed Supports K-12 (OT)	716	28
Mild/Moderate Special Ed Supports K-12 (Aug Comm)	255	8
In-Center Special Education Evaluations	233	13
In-District and Assigned Special Education Evaluations	202	57
Severe Disability Supports	170	5
Early Intervention Evaluations	307	6
Early Childhood Special Education Evaluations	489	12

### Special Education – Tier 1 Services by Hours

Interpreter, District Requests	312	4
Interpreter, In-Center Evaluations	80	1
Translation, District Requests	154	6

### Grants

<b>Cascade Regional – Low Incidence, High Needs</b>	<b>ESD</b>	<b>HSD</b>
Vision	43	1
Hearing	76	1
Physical Therapy	44	3
Occupational Therapy	45	3
Autism Spectrum Disorder	772	26
Traumatic Brain Injury	18	1
Deafblindness	2	0
Total # of K-12 Regional Low Incidence Disabilities	926	31

### Other Services

Behavior Specialist	258	24
Family Support Liaison	1066	26

## ESD Staff Serving District

### School Psychologist

Amanda Sansone

### Learning Consultant

N/A

### Speech Language Pathologist

N/A

### Autism

Michelle Neilson

### Deaf/Hard Hearing

Phil Mills

### Occupational Therapist

Leslie Looney

### Physical Therapist

Linda Absalon

### Vision

TBD

### Augmentative Communication

TBD

### Traumatic Brain Injury

Brandi Lancaster

### Audiology

Marcella Murillo

### Family Support Liaison

Peyton Connery/Anne Giacalone-Baker

### Behavior Consultant

Keely Galon

### Home School

Mandie Wood

### Transition Network Facilitator

Josh Barbour

### Severe Disabilities Consultant

Shelley Marrone



2024-2025



# Lebanon Community Schools

## Services provided through LBL ESD

### District Executive Summary

- Amy Vektor, LBLESD Board Director, LCS Region
- Nichole Piland, LBLESD Budget Committee, LCS Region
- LCS receives 10.6% of Local Service Plan funding and is the 4th largest in student enrollment out of the 12 component districts
- Districts are able to transit up to 50% of their available Tier 2 resources. At this time, LCS is transiting \$0 which represents 0%

### ADMw Over the Years

	ESD	LSD
FY 2017/18	44,872.8	4,939.0
FY 2018/19	45,092.2	4,937.8
FY 2019/20	44,912.5	4,928.5
FY 2020/21	47,337.1	4,420
FY 2021/22	43,864	4,657
FY 2022/23	44,220	4,707
FY 2023/24	41,356.97	4,703

### 2023-24 Quick Stats

45

Number of  
**BIS Tickets**

8

Number of  
**Network Tickets**

458

Number of  
**SIS Tickets**

1000  
mbps

**Total ISP Purchased**

LBLESD serves districts, schools and students by providing equitable, flexible and effective educational services through economy of scale. Our vision is to be a responsive and transparent organization that supports districts by embracing continuous improvement in helping every child succeed.

## Services Data

Note: This data is based on fiscal year 2023-2024

### Tier 1

Special Education — Tier 1 Services by Student	ESD	LCS
Audiology Hearing Screenings	7112	821
Audiology Evaluations	34	5
Mild/Moderate Special Ed Supports K-12 (PT)	95	16
Mild/Moderate Special Ed Supports K-12 (OT)	716	90
Mild/Moderate Special Ed Supports K-12 (Aug Comm)	255	42
In-Center Special Education Evaluations	233	23
In-District and Assigned Special Education Evaluations	202	1
Severe Disability Supports	170	38
Early Intervention Evaluations	307	48
Early Childhood Special Education Evaluations	489	78

### Special Education — Tier 1 Services by Hours

Interpreter, District Requests	312	19
Interpreter, In-Center Evaluations	80	8
Translation, District Requests	154	26

### Grants

Cascade Regional — Low Incidence, High Needs	ESD	LCS
Vision	43	5
Hearing	76	6
Physical Therapy	44	7
Occupational Therapy	45	7
Autism Spectrum Disorder	772	83
Traumatic Brain Injury	18	1
Deafblindness	2	0
Total # of K-12 Regional Low Incidence Disabilities	926	99

### Other Services

Behavior Specialist	258	0
Family Support Liaison	1066	208

## ESD Staff Serving District

### School Psychologist

Eric Hafner, Mercedes Soto, Lisa Dawson

### Learning Consultant

N/A

### Speech Language Pathologist

Dulce Vannote

### Autism

Amanda Stenberg

### Deaf/Hard Hearing

Melinda Gallegos

### Occupational Therapist

Mary Ellen Tenney, Chelsea Jacot

### Physical Therapist

Gail Baggett

### Vision

Shandra Harris

### Augmentative Communication

Brandi Lancaster, Margaret Trolard Clouse

### Traumatic Brain Injury

Brandi Lancaster

### Audiology

Marcella Murillo

### Family Support Liaison

Melindy Hoeckle, Keely Huddleston

### Behavior Consultant

N/A

### Home School


Mandie Wood

### Transition Network Facilitator

Josh Barbour

### Severe Disabilities Consultant

Shelley Marrone



Linn Benton Lincoln Education Service District  
905 4<sup>th</sup> Avenue SE, Albany, OR ~ 541.812.2600 ~ [www.lblesd.k12.or.us](http://www.lblesd.k12.or.us)

2024-2025



# Lincoln County School District

## Services provided through LBLESD

### District Executive Summary

- David Dunsdon / Roger Irvin, LBLESD Board Directors, LCSD Region
- Sarah Fay, LBLESD Budget Committee, LCSD Region
- LCSD receives 15% of Local Service Plan funding and is the 3rd largest in student enrollment out of the 12 component districts
- Districts are able to transit up to 50% of their available Tier 2 resources. At this time, LCSD is transiting \$281,334 which represents 23.5%

### ADMw Over the Years

	ESD	LCSD
FY 2016/17	44,872.8	6,996.0
FY 2018/19	45,092.2	7,003.4
FY 2019/20	44,912.5	7,030
FY 2020/21	47,337.1	6,449
FY 2021/22	43,864	6,549
FY 2022/23	44,220	6,489
FY 2023/24	41,356.97	6,330

### 2023-24 Quick Stats

80

Number of  
**BIS Tickets**

223

Number of  
**Network Tickets**

5

Number of  
**SIS Tickets**

0  
mbps

**Total ISP Purchased**

LBLESD serves districts, schools and students by providing equitable, flexible and effective educational services through economy of scale. Our vision is to be a responsive and transparent organization that supports districts by embracing continuous improvement in helping every child succeed.

## Services Data

Note: This data is based on fiscal year 2023-2024

## ESD Staff Serving District

### Tier 1

#### Special Education — Tier 1 Services by Student

	ESD	LCSD
Audiology Hearing Screenings	7112	800
Audiology Evaluations	34	1
Mild/Moderate Special Ed Supports K-12 (PT)	95	23
Mild/Moderate Special Ed Supports K-12 (OT)	716	158
Mild/Moderate Special Ed Supports K-12 (Aug Comm)	255	48
In-Center Special Education Evaluations	233	39
In-District and Assigned Special Education Evaluations	202	6
Severe Disability Supports	170	10
Early Intervention Evaluations	307	50
Early Childhood Special Education Evaluations	489	88

#### Special Education — Tier 1 Services by Hours

	ESD	LCSD
Interpreter, District Requests	312	120
Interpreter, In-Center Evaluations	80	12
Translation, District Requests	154	68

### Grants

#### Cascade Regional — Low Incidence, High Needs

	ESD	LCSD
Vision	43	12
Hearing	76	9
Physical Therapy	44	8
Occupational Therapy	45	9
Autism Spectrum Disorder	772	146
Traumatic Brain Injury	18	0
Deafblindness	2	1
Total # of K-12 Regional Low Incidence Disabilities	926	170

### Other Services

	ESD	LCSD
Behavior Specialist	258	0
Family Support Liaison	1066	0

#### School Psychologist

Kari Neubauer, Rachel Ladd

#### Learning Consultant

Aaron Clair

#### Speech Language Pathologist

N/A

#### Autism

Jill Sellers

#### Deaf/Hard Hearing

Philip Mills

#### Occupational Therapist

Alex Greiner, Pamela Schindler, Karen Cunningham, Calista Huffman, Brooke Gentle, Nicole Groll

#### Physical Therapist

Erin Kettler, Keith Abrams, Linda Absalon

#### Vision

Erin Keller, Dan Glowicki

#### Augmentative Communication

Sarah Follett

#### Traumatic Brain Injury

Brandi Lancaster

#### Audiology

Marcella Murillo

#### Family Support Liaison

N/A

#### Behavior Consultant

N/A

#### Home School


Mandie Wood

#### Transition Network Facilitator

Josh Barbour

#### Severe Disabilities Consultant

Shelley Marrone



2024-2025



## Monroe School District Services provided through LBL ESD

### District Executive Summary

- Roger Irvin, LBL ESD Board Director, MSD Region
- Sarah Fay, LBL ESD Budget Committee, MSD Region
- MSD receives 1.2% of Local Service Plan funding and is the 11th largest in student enrollment out of the 12 component districts
- Districts are able to transit up to 50% of their available Tier 2 resources. At this time, MSD is transiting \$0 which represents 0.0%

### ADMw Over the Years

	ESD	MSD
FY 2017/18	44,872.8	613.9
FY 2018/19	45,092.2	592
FY 2019/20	44,912.5	531.4
FY 2020/21	47,337.1	507
FY 2021/22	43,864	513
FY 2022/23	44,220	539
FY 2023/24	41,356.97	541.23

### 2023-24 Quick Stats

29

Number of  
**BIS Tickets**

215

Number of  
**Network Tickets**

152

Number of  
**SIS Tickets**

500  
mbps

**Total ISP Purchased**

LBL ESD serves districts, schools and students by providing equitable, flexible and effective educational services through economy of scale. Our vision is to be a responsive and transparent organization that supports districts by embracing continuous improvement in helping every child succeed.

## Services Data

Note: This data is based on fiscal year 2023-2024

### Tier 1

#### Special Education — Tier 1 Services by Student

	ESD	MSD
Audiology Hearing Screenings	7112	80
Audiology Evaluations	34	0
Mild/Moderate Special Ed Supports K-12 (PT)	95	1
Mild/Moderate Special Ed Supports K-12 (OT)	716	11
Mild/Moderate Special Ed Supports K-12 (Aug Comm)	255	3
In-Center Special Education Evaluations	233	1
In-District and Assigned Special Education Evaluations	202	10
Severe Disability Supports	170	1
Early Intervention Evaluations	307	1
Early Childhood Special Education Evaluations	489	4

#### Special Education — Tier 1 Services by Hours

	ESD	MSD
Interpreter, District Requests	312	1
Interpreter, In-Center Evaluations	80	0
Translation, District Requests	154	4
Translation, In-Center Evaluations	122.47	7

### Grants

#### Cascade Regional — Low Incidence, High Needs

	ESD	MSD
Vision	43	1
Hearing	76	3
Physical Therapy	44	0
Occupational Therapy	45	2
Autism Spectrum Disorder	772	8
Traumatic Brain Injury	18	0
Deafblindness	2	0
Total # of K-12 Regional Low Incidence Disabilities	926	9

### Other Services

	ESD	MSD
Behavior Specialist	258	12
Family Support Liaison	1066	119

## ESD Staff Serving District

### School Psychologist

Sare Kessinger

### Learning Consultant

N/A

### Speech Language Pathologist/ Speech Language Pathologist Assistant

Joanne Chase

### Autism

Michelle Neilson

### Deaf/Hard Hearing

TBD

### Occupational Therapist

Leslie Looney

### Physical Therapist

Linda Absalon

### Vision

Dan Glowicki

### Augmentative Communication

TBD

### Traumatic Brain Injury

Brandi Lancaster

### Audiology

Marcella Murillo

### Family Support Liaison

Anne Giacalone-Baker

### Behavior Consultant

Angela Poletti

### Home School

Mandie Wood

### Transition Network Facilitator

Josh Barbour

### Severe Disabilities Consultant

Shelley Marrone



Linn Benton Lincoln Education Service District  
905 4<sup>th</sup> Avenue SE, Albany, OR 97321 ~ 541.812.2601 ~ www.lblesd.k12.or.us

2024-2025



## Philomath School District Services provided through LBL ESD

### District Executive Summary

- Roger Irvin / Jim Blount, LBL ESD Board Director, PSD Region
- Sarah Fay / Sarah Finger McDonald, LBL ESD Budget Committee, PSD Region
- PSD receives 4.2% of Local Service Plan funding and is the 8th largest in student enrollment out of the 12 component districts
- Districts are able to transit up to 50% of their available Tier 2 resources. At this time, PSD is transiting \$0 which represents 0%

### ADMw Over the Years

	ESD	PSD
FY 2017/18	44,872.8	1,931.9
FY 2018/19	45,092.2	1,931.9
FY 2019/20	44,912.5	1,939.8
FY 2020/21	47,337.1	1,787
FY 2021/22	43,864	1,847
FY 2022/23	44,220	1,896
FY 2023/24	41,356.97	1,967

### 2023-24 Quick Stats

49

Number of  
**BIS Tickets**

34

Number of  
**Network Tickets**

667

Number of  
**SIS Tickets**

1000  
mbps

**Total ISP Purchased**

LBL ESD serves districts, schools and students by providing equitable, flexible and effective educational services through economy of scale. Our vision is to be a responsive and transparent organization that supports districts by embracing continuous improvement in helping every child succeed.

## Services Data

Note: This data is based on fiscal year 2023-2024

## ESD Staff Serving District

### Tier 1

#### Special Education – Tier 1 Services by Student

	ESD	PSD
Audiology Hearing Screenings	7112	333
Audiology Evaluations	26	0
Mild/Moderate Special Ed Supports K-12 (PT)	95	7
Mild/Moderate Special Ed Supports K-12 (OT)	716	42
Mild/Moderate Special Ed Supports K-12 (Aug Comm)	255	5
In-Center Special Education Evaluations	233	12
In-District and Assigned Special Education Evaluations	202	0
Severe Disability Supports	170	7
Early Intervention Evaluations	307	10
Early Childhood Special Education Evaluations	489	15

#### Special Education – Tier 1 Services by Hours

	ESD	PSD
Interpreter, District Requests	312	0
Interpreter, In-Center Evaluations	80	0
Translation, District Requests	154	3

### Grants

#### Cascade Regional – Low Incidence, High Needs

	ESD	PSD
Vision	43	1
Hearing	76	3
Physical Therapy	44	1
Occupational Therapy	45	1
Autism Spectrum Disorder	772	28
Traumatic Brain Injury	18	3
Deafblindness	2	0
Total # of K-12 Regional Low Incidence Disabilities	926	36

### Other Services

	ESD	PSD
Behavior Specialist	258	52
Family Support Liaison	1066	70

#### School Psychologist

Lorie Blackman

#### Learning Consultant

Joya Meeker

#### Speech Language Pathologist

Lee Ann McAvoy, Shar Fredrickson, Juli Jackson

#### Autism

Michelle Neilson

#### Deaf/Hard Hearing

Phil Mills

#### Occupational Therapist

Kristen Rademacher

#### Physical Therapist

Gail Baggett

#### Vision

Dan Glowicki

#### Augmentative Communication

Sarah Follett

#### Traumatic Brain Injury

Brandi Lancaster

#### Audiology

Marcella Murillo

#### Family Support Liaison

Peggy Ring

#### Behavior Consultant

Angela Poletti

#### Home School


Mandie Wood

#### Transition Network Facilitator

Josh Barbour

#### Severe Disabilities Consultant

Shelley Marrone



2024-2025



## Santiam Canyon School District

### Services provided through LBL ESD

#### District Executive Summary

- Jean Wooten, LBL ESD Board Director, SCSD Region
- Jim Gourley, LBL ESD Budget Committee, SCSD Region
- SCSD receives 9.8% of Local Service Plan funding and is the 5th largest in student enrollment out of the 12 component districts
- Districts are able to transit up to 50% of their available Tier 2 resources. At this time, SCSD is transiting \$239,968 which represents 31.1%

#### ADMw Over the Years

	ESD	SCSD
FY 2017/18	44,872.8	5,260
FY 2018/19	45,092.2	5,458
FY 2019/20	44,912.5	5,458
FY 2020/21	47,337.1	5,607
FY 2021/22	43,864	3,831
FY 2022/23	44,220	3,344
FY 2023/24	41,356.97	3,256

#### 2022-23 Quick Stats

26

Number of  
**BIS Tickets**

5

Number of  
**Network Tickets**

202

Number of  
**SIS Tickets**

0  
mbps

**Total ISP Purchased**

LBL ESD serves districts, schools and students by providing equitable, flexible and effective educational services through economy of scale. Our vision is to be a responsive and transparent organization that supports districts by embracing continuous improvement in helping every child succeed.

## Services Data

Note: This data is based on fiscal year 2023-2024

### Tier 1

Special Education — Tier 1 Services by Student	ESD	SCSD
Audiology Hearing Screenings	7112	102
Audiology Evaluations	26	0
Mild/Moderate Special Ed Supports K-12 (PT)	95	5
Mild/Moderate Special Ed Supports K-12 (OT)	716	17
Mild/Moderate Special Ed Supports K-12 (Aug Comm)	253	3
In-Center Special Education Evaluations	233	3
In-District and Assigned Special Education Evaluations	202	25
Severe Disability Supports	170	7
Early Intervention Evaluations	307	3
Early Childhood Special Education Evaluations	489	4

### Special Education — Tier 1 Services by Hours

Interpreter, District Requests	312	0
Interpreter, In-Center Evaluations	80	0
Translation, District Requests	154	0
Translation, In-Center Evaluations	122.47	0

### Grants

Cascade Regional — Low Incidence, High Needs	ESD	SCSD
Vision	43	0
Hearing	76	1
Physical Therapy	44	1
Occupational Therapy	45	1
Autism Spectrum Disorder	772	11
Traumatic Brain Injury	18	1
Deafblindness	2	0
Total # of K-12 Regional Low Incidence Disabilities	926	13

### Other Services

Behavior Specialist	258	0
Family Support Liaison	1066	12

## ESD Staff Serving District

### School Psychologist

Caitlin St. Peter

### Learning Consultant

N/A

### Speech Language Pathologist

Kelly Lauck, Olivia Horning

### Autism

Kayla Hunt

### Deaf/Hard Hearing

Clifton Lyddane

### Occupational Therapist

Mary Ellen Tenney

### Physical Therapist

Jessica Jarrett, Keith Abrams

### Vision

TBD

### Augmentative Communication

TBD

### Traumatic Brain Injury

Brandi Lancaster

### Audiology

Marcella Murillo

### Family Support Liaison

Christina Hoeckle

### Behavior Consultant

N/A

### Home School

Mandie Wood

### Transition Network Facilitator

Josh Barbour

### Severe Disabilities Consultant

Shelley Marrone



Linn Benton County Education Service District

905 4th Avenue SE, Albany, OR 97321 ~ 541.812.2600 ~ www.lblesd.k12.or.us

2024-2025



# Scio School District

## Services provided through LBL ESD

### District Executive Summary

- Jean Wooten, LBL ESD Board Director, SSD Region
- Jim Gourley, LBL ESD Budget Committee, SSD Region
- SSD receives 5.7% of Local Service Plan funding and is the 7th largest in student enrollment out of the 12 component districts
- Districts are able to transit up to 50% of their available Tier 2 resources. At this time, SSD is transiting \$0 which represents 0%

### ADMw Over the Years

	ESD	SSD
FY 2017/18	44,872.8	964.1
FY 2018/19	45,092.2	970
FY 2019/20	44,912.5	1,073
FY 2020/21	47,337.1	3,053
FY 2021/22	43,864	2,313
FY 2022/23	44,220	2,025
FY 2023/24	41,356.97	2,050

### 2023-24 Quick Stats

15

Number of **BIS Tickets**

15

Number of **Network Tickets**

149

Number of **SIS Tickets**

400  
mbps

**Total ISP Purchased**

LBL ESD serves districts, schools and students by providing equitable, flexible and effective educational services through economy of scale. Our vision is to be a responsive and transparent organization that supports districts by embracing continuous improvement in helping every child succeed.

## Services Data

Note: This data is based on fiscal year 2023-2024

## ESD Staff Serving District

### Tier 1

#### Special Education – Tier 1 Services by Student

	ESD	SSD
Audiology Hearing Screenings	7112	157
Audiology Evaluations	26	1
Mild/Moderate Special Ed Supports K-12 (PT)	95	1
Mild/Moderate Special Ed Supports K-12 (OT)	716	10
Mild/Moderate Special Ed Supports K-12 (Aug Comm)	255	3
In-Center Special Education Evaluations	233	2
In-District and Assigned Special Education Evaluations	202	21
Severe Disability Supports	170	5
Early Intervention Evaluations	307	2
Early Childhood Special Education Evaluations	489	8

#### Special Education – Tier 1 Services by Hours

Interpreter, District Requests	312	7
Interpreter, In-Center Evaluations	80	1
Translation, District Requests	154	1

### Grants

#### Cascade Regional – Low Incidence, High Needs

	ESD	SSD
Vision	43	1
Hearing	76	3
Physical Therapy	44	0
Occupational Therapy	45	0
Autism Spectrum Disorder	772	9
Traumatic Brain Injury	18	0
Deafblindness	2	0
Total # of K-12 Regional Low Incidence Disabilities	926	13

### Other Services

Behavior Specialist	258	74
Family Support Liaison	1066	189

#### School Psychologist

N/A

#### Learning Consultant

N/A

#### Speech Language Pathologist

Sarah Anthony, LeeAnn McAvoy (4/25-6/25), Shar Fredrickson (9/24-3/25)

#### Autism

Kayla Hunt

#### Deaf/Hard Hearing

Clifton Lyddane

#### Occupational Therapist

Mary Ellen Tenney

#### Physical Therapist

Jessica Jarrett

#### Vision

Shandra Harris

#### Augmentative Communication

TBD

#### Traumatic Brain Injury

Brandi Lancaster

#### Audiology

Marcella Murillo

#### Family Support Liaison

Christina Hoeckle

#### Behavior Consultant

Erica Hendricks

#### Home School

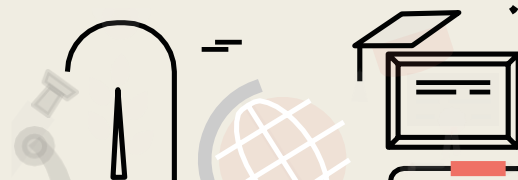
Mandie Wood

#### Transition Network Facilitator

Josh Barbour

#### Severe Disabilities Consultant

Shelley Marrone



2024-2025



# Sweet Home School District

## Services provided through LBL ESD

### District Executive Summary

- Jean Wooten, LBL ESD Board Director, SHSD Region
- Jim Gourley, LBL ESD Budget Committee, SHSD Region
- SHSD receives 6% of Local Service Plan funding and is the 6th largest in student enrollment out of the 12 component districts
- Districts are able to transit up to 50% of their available Tier 2 resources. At this time, SHSD is transiting \$0 which represents 0%

### ADMw Over the Years

	ESD	SHSD
FY 2017/18	44,872.8	2,726.7
FY 2018/19	45,092.2	2,734.3
FY 2019/20	44,912.5	2,734.3
FY 2020/21	47,337.1	2,512
FY 2021/22	43,864	2,603
FY 2022/23	44,220	2,738
FY 2023/24	41,356.9	2,705

### 2022-23 Quick Stats

17

Number of  
**BIS Tickets**

87

Number of  
**Network Tickets**

344

Number of  
**SIS Tickets**

1000  
mbps

**Total ISP Purchased**

LBL ESD serves districts, schools and students by providing equitable, flexible and effective educational services through economy of scale. Our vision is to be a responsive and transparent organization that supports districts by embracing continuous improvement in helping every child succeed.

## Services Data

Note: This data is based on fiscal year 2024-2025

### Tier 1

Special Education — Tier 1 Services by Student	ESD	SHSD
Audiology Hearing Screenings	7112	506
Audiology Evaluations	26	0
Mild/Moderate Special Ed Supports K-12 (PT)	95	7
Mild/Moderate Special Ed Supports K-12 (OT)	716	44
Mild/Moderate Special Ed Supports K-12 (Aug Comm)	255	18
In-Center Special Education Evaluations	233	9
In-District and Assigned Special Education Evaluations	202	25
Severe Disability Supports	170	15
Early Intervention Evaluations	307	24
Early Childhood Special Education Evaluations	489	30

### Special Education — Tier 1 Services by Hours

Interpreter, District Requests	312	5
Interpreter, In-Center Evaluations	80	1
Translation, District Requests	154	5
Translation, In-Center Evaluations	122.47	0

### Grants

Cascade Regional — Low Incidence, High Needs	ESD	SHSD
Vision	43	5
Hearing	76	5
Physical Therapy	44	1
Occupational Therapy	45	1
Autism Spectrum Disorder	772	44
Traumatic Brain Injury	18	6
Deafblindness	2	0
Total # of K-12 Regional Low Incidence Disabilities	926	62

### Other Services

Behavior Specialist	258	74
Family Support Liaison	1066	189

## ESD Staff Serving District

### School Psychologist

Calvin Klingensmith, Sare Kessinger, April Guerro

### Learning Consultant

N/A

### Speech Language Pathologist

Meghan Hubenya, Monica Bergmann-Perez

### Autism

Kayla Hunt

### Deaf/Hard Hearing

Melinda Gallegos

### Occupational Therapist

Pamela Schindler, Leslie Looney, Elena Pinaroc

### Physical Therapist

Gail Baggett, Jessica Jarrett

### Vision

Jennifer Orton

### Augmentative Communication

Brandi Lancaster

### Traumatic Brain Injury

Brandi Lancaster

### Audiology

Marcella Murillo

### Family Support Liaison

Rich Guzman

### Behavior Consultant

Eric Blickenstaff, Erica Hendricks

### Home School

Mandie Wood

### Transition Network Facilitator


Josh Barbour

### Severe Disabilities Consultant

Shelley Marrone



Linn Benton Lincoln Education Service District  
905 4<sup>th</sup> Ave SE, Albany, OR 97321 ~ 541.812.2600 ~ [www.lblesd.k12.or.us](http://www.lblesd.k12.or.us)



# Our 12 Districts



Alesia School District



Central Linn School District



Corvallis School District



Greater Albany Public Schools



Harrisburg School District



Lebanon Community School District



Lincoln County School District



Monroe School District



Philomath School District



Santiam Canyon School District



Scio School District



Sweet Home School District



**LBL**

**LINN BENTON LINCOLN  
EDUCATION SERVICE DISTRICT**

905 SE 4th Ave. Albany, Oregon  
541-812-2600 [www.lblesd.k12.or.us](http://www.lblesd.k12.or.us)

9. Action Items

9.a. Board

9.a.1. Bond Resolution

**RESOLUTION NO. 2024-25-2**

**A RESOLUTION OF LINCOLN COUNTY SCHOOL DISTRICT CALLING  
A MEASURE ELECTION FOR GENERAL OBLIGATION BONDS AND  
RELATED MATTERS.**

WHEREAS, the Board of Directors (the “Board”) of Lincoln County School District located in Lincoln County, Oregon, (the “District”) has determined that a need exists for the District to finance capital costs, as described in the ballot title attached hereto as Exhibit A (collectively, the “Project”); and

WHEREAS, in connection with the Project, the District has evaluated the need for safety improvements, including the joint funding of safety improvements with other public and private entities and the funding of safety improvements in accordance with ORS 332.176; and

WHEREAS, the District applied for the Oregon School Capital Improvement Match (the “Match Program”) and will receive a \$6,000,000 grant if voters approve general obligation bonds for the Project; and

WHEREAS, the District anticipates incurring expenditures (the “Expenditures”) to finance the costs of the Project and wishes to declare its official intent to reimburse itself for any Expenditures it may make on the Project from the proceeds of general obligation bonds which may be issued as tax-exempt obligations in multiple series; and

WHEREAS, ORS 328.205 subject to voter approval, authorizes the District issue general obligation bonds to finance the Project;

NOW, THEREFORE, the Board of Directors of Lincoln County School District, located in Lincoln County, Oregon, resolves as follows:

1. The measure election is hereby called for the purpose of submitting to the electors of the District the question of authorizing general obligation bonds (the “Bonds”). Bond proceeds will be used to finance the Project.

2. The measure election hereby called shall be held in the District on the 20th day of May, 2025.

3. The District authorizes the Superintendent, Business Services Director, and Assistant to the Superintendent/Board (each an “Authorized Representative”) or designee of any of those officials to finalize the ballot title in substantially the form attached hereto as Exhibit A but with such changes as the Authorized Representative shall approve (the “Ballot Title”), to submit the Ballot Title and explanatory statement, if any, and to execute any documents and take any other action necessary or desirable to facilitate the measure election and to obtain funds through the Match Program.

4. The Authorized Representative shall cause Form SEL 805 to be delivered to the Election Officer of Lincoln County, Oregon (the “Election Officer”) not later than February 28, 2025 (eighty-one (81) days prior to the election date). The Authorized Representative shall also

cause Form SEL 803 to be delivered to the Election Officer not later than March 20, 2025 (sixty-one (61) days prior to the election date).

5. The District hereby declares its official intent pursuant to Treasury Regulation Section 1.150-2 to reimburse itself with the proceeds of the Bonds, which may be issued in one or more series, for any of the Expenditures incurred by it prior to the issuance of the Bonds.

6. The law firm of Hawkins Delafield & Wood LLP, is hereby appointed to serve as Bond Counsel with respect to the issuance of the Bonds. Piper Sandler & Co. is hereby appointed to serve as Underwriter or Placement Agent with respect to the issuance of the Bonds.

ADOPTED by the Board of Directors of Lincoln County School District, located in Lincoln County, Oregon this 11th day of February, 2025.

**LINCOLN COUNTY SCHOOL DISTRICT  
LINCOLN COUNTY, OREGON**

By: \_\_\_\_\_  
Board Chairperson

By: \_\_\_\_\_  
Clerk of the Board

## EXHIBIT A - BALLOT TITLE

### LINCOLN COUNTY SCHOOL DISTRICT LINCOLN COUNTY, OREGON

#### CAPTION:

Bonds to Increase Safety, Security; Repair, Update Schools; Vocational Education

#### QUESTION:

Shall District maintain its existing bond rate, issue bonds to increase safety, repair aging schools and expand vocational training classrooms?

If the bonds are approved, they will be payable from taxes on property or property ownership that are not subject to the limits of sections 11 and 11b, Article XI of the Oregon Constitution.

#### SUMMARY:

**This measure is expected to maintain the existing District bond levy rate, no increase expected with passage.**

**If passed, state to provide \$6 million in matching funds.**

Lincoln County School District seeks approval for principal amount of \$73.3 million in bonds to finance capital costs, including:

#### **Safe, Secure & Healthy Schools:**

- New/upgraded security cameras, access controls, door hardware, alarms, lockdown systems.
- Replace fire alarms.
- Asbestos abatement.
- Interior/Exterior lighting.

#### **Updating Aging Buildings, Preserving Facilities:**

- Replace/repair roofs, siding, plumbing, flooring, windows, electrical, HVAC.

#### **Expanding Vocational Learning Spaces:**

- Revitalize/expand classrooms and Career/ Technical Education Labs.
- Construct Performing Arts Facilities at Waldport, Newport, Toledo HS.

#### **Additional Projects:**

- Fields, turf, playgrounds, athletic facilities.

- Furnishings, equipment.
- Re-surface parking lots.

**Requires community oversight committee, regular audits.**

- Bonds may be issued in multiple series, each maturing within 16 years from issuance.
- Estimated to maintain current bond levy rate of \$0.65 per \$1,000 assessed property value.
- Actual levy rates may differ due to interest rates and changes in property value.

**LincolnCountySchoolBond.org**

10. Items of Information & Discussion

10.a. Teaching & Learning

10.a.1. Reading Curriculum Adoption



# Elementary Reading Adoption

February 2025

# Process

August 2024

Science of Reading & Power Standards Professional Development delivered to all campuses  
Call for volunteers initiated

September 2024

First meeting of 38 teachers, administrators & specialists met  
Representation from all grades and sites

September -  
November

Curriculum Committee Met to:  
Score 4 possible curriculum sets against the Oregon Department of Education's Instructional Materials Evaluation Tool  
Identify additional curricular criteria related to Usability for teachers and students



# Process

November 2024

Curriculum Committee narrowed down from the FOUR sets of reviewed materials  
Identified TWO curricula ranking the highest on ODE's identified Evaluation Tool

- Houghton Mifflin Harcourt - Into Reading
- SAVVAS - My View Literacy

Volunteers sought from committee to pilot materials  
Curriculum Companies offered additional training & support to pilot teachers


December 2024

15 Pilot classrooms representing all grade levels and sites:

Utilized all curriculum components (in hand and digital) for two weeks



# Feedback



Both pilot programs, having been evaluated against ODE's Instructional Materials Evaluation Tool, were subsequently evaluated after the completion of pilot implementation using rubric criteria in the following categories:

- Ease of Navigation
- Ease of Daily Lesson Planning
- Accessibility of Tasks
- Repetition of Skills
- Text Complexity
- Assessments
- Teacher view v. Student View

# Feedback



Students additionally provided feedback using rubric criteria on the following questions:

- I found the reading in this program interesting.
- I could connect what I was learning to something in my own life.
- The materials were easy to use.
- I would recommend this program be used next year.

# Making a Choice



January 2025 Curriculum Committee members came together again to evaluate Pilot teacher & student feedback.

Pilot & Non-Pilot teachers worked in teams to review all evaluation scores and as importantly feedback comments received

Reached consensus based on the confluence of data

Recommends to adopt: **SAVVAS - My View Literacy**

# Anticipated Costs



## Includes:

- All digital and print resources for 8 years (+1 for final adoption add'l costs)
- Professional Development: In person and virtual (beginning April 2025)
- Enhanced Core Reading Instruction Savvas overlay

## Cost Breakdown Up to:

- Early Literacy Fund 264: \$604,000
- Special Revenue Curriculum Fund: 290: \$462,069


# Next Steps

## Public Viewing:

Materials will be available for viewing at each elementary school's office (Feb 18th-25th)

## Reading Implementation Team:

- Complex Change and Implementation Science
- Vision for Reading
- Pacing Scope and Sequence with Aligned Standards
- Assessment Calendar
- Explicit Phonics support specifically for grades 3-6
- Vocabulary Support
- Possible launch by some members in May 2025
- Monthly Site Level Reading Team for the 25-26 School Year



10.b. Human Resources

10.b.1. Draft Contract non-renewals (Provided under separate cover)

10.c. Board

10.c.1. Public Comment (This time is reserved for general public comment to the Board)

10.c.2. 2025-2026 Draft School Calendar

**LINCOLN COUNTY SCHOOL DISTRICT  
DRAFT 2025-26 DISTRICT-WIDE SCHOOL CALENDAR**

						Licensed	Instructional Days	Student Contact				
AUGUST	MON	TUE	WED	THU	FRI	<b>AUGUST</b> 1 Administrators Report 5-14 Student Registration Days (Check school for dates and details) 13-15 Brand New to Teaching Inservice 18-22 New Teacher Inservice Week 25-29 All Teachers Report	<b>5</b>	<b>0</b>	<b>0</b>			
					1							
	4	5	6	7	8							
	11	12	13	14	15							
	18	19	20	21	22							
25	26	27	28	29								
SEPTEMBER	MON	TUE	WED	THU	FRI	<b>SEPTEMBER</b> 1 Labor Day Holiday (No School) 2 First Day of School and various orientations (check schools for details) 2-4 Kindergarten Orientation (Check Schools for details!) 5 Kindergarten First Day	<b>22</b>	<b>21</b>	<b>21</b>			
					1							
	8	9	10	11	12							
	15	16	17	18	19							
	22	23	24	25	26							
29	30											
OCTOBER	MON	TUE	WED	THU	FRI	<b>OCTOBER</b> *10 LCSD Professional Development (No School) 13 Honoring Indigenous Peoples' Day 15 Evening Conferences 16 Conferences Day and Evening (No School) **17 (No School**)	<b>23</b>	<b>23</b>	<b>20</b>			
					1							
	6	7	8	9	*10							
	13	14	15	16	**17							
	20	21	22	23	24							
27	28	29	30	31								
NOVEMBER	MON	TUE	WED	THU	FRI	<b>NOVEMBER</b> 10 Non Contract Day (No School) 11 Veteran's Day Holiday Observed (No School) 26-28 Thanksgiving Break (No School)	<b>17</b>	<b>15</b>	<b>15</b>			
					1							
	3	4	5	6	7							
	10	11	12	13	14							
	17	18	19	20	21							
24	25	26	27	28								
DECEMBER	MON	TUE	WED	THU	FRI	<b>DECEMBER</b> 22-31 Winter Break (No School)	<b>15</b>	<b>15</b>	<b>15</b>			
					1							
	1	2	3	4	5							
	8	9	10	11	12							
	15	16	17	18	19							
22	23	24	25	26								
29	30	31										
JANUARY	MON	TUE	WED	THU	FRI	<b>JANUARY</b> 1-2 Winter Break (No School) 5 All students back to School 19 Martin Luther King Day (No School) 23 End of 1st Semester 26 Records Day (No School)	<b>19</b>	<b>18</b>	<b>18</b>			
					1							
	5	6	7	8	9							
	12	13	14	15	16							
	19	20	21	22	23							
26	27	28	29	30								
FEBRUARY	MON	TUE	WED	THU	FRI	<b>FEBRUARY</b> *9 LCSD Professional Development (No School) 16 President's Day Holiday (No School)	<b>20</b>	<b>19</b>	<b>18</b>			
					1							
	2	3	4	5	6							
	*9	10	11	12	13							
	16	17	18	19	20							
23	24	25	26	27								
MARCH	MON	TUE	WED	THU	FRI	<b>MARCH</b> *9 LCSD Professional Development (No School) 23-27 Spring Break (No School)	<b>17</b>	<b>17</b>	<b>16</b>			
					1							
	2	3	4	5	6							
	*9	10	11	12	13							
	16	17	18	19	20							
23	24	25	26	27								
30	31											
APRIL	MON	TUE	WED	THU	FRI	<b>APRIL</b> 15 Evening Conferences 16 Conferences Day and Evening (No School) **17 (No School**) *27 LCSD Professional Development (No School)	<b>22</b>	<b>22</b>	<b>19</b>			
					1							
	6	7	8	9	10							
	13	14	15	16	**17							
	20	21	22	23	24							
*27	28	29	30									
MAY	MON	TUE	WED	THU	FRI	<b>MAY</b> 25 Memorial Day Holiday (No School)	<b>21</b>	<b>20</b>	<b>20</b>			
					1							
	4	5	6	7	8							
	11	12	13	14	15							
	18	19	20	21	22							
25	26	27	28	29								
JUNE	MON	TUE	WED	THU	FRI	<b>JUNE</b> 4 Seniors' last day 5-6 High School Graduations 10 All students' last day - End of 2nd Semester 11 Teachers' last day/Records Day	<b>9</b>	<b>8</b>	<b>8</b>			
					1							
	1	2	3	4	5							
	8	9	10	11	12							
	15	16	17	18	19							
22	23	24	25	26								
29	30											
= Professional Development (No School)						<b>Total Days this Calendar 2025-2026</b>	<b>190</b>	<b>178</b>	<b>170</b>			
= Records Day (No School)												
= Wednesday Early Release (See specific schools for times)												
= No School (Shaded days)												
= Conference Day (No School)												
= Evening Conference Trade Day (No School)												
= Days included in Instructional time calculation, pursuant to Oregon Administrative Rule.												
<b>Total Days 2024-25</b>										<b>190</b>	<b>178</b>	<b>170</b>

10.d. Other

10.d.1. Meeting Takeaways

10.d.2. Reminders/Announcements

10.e. Adjournment

## **Board Goals 2024-2029**

**GOAL ONE:** Lincoln County School District will establish and meet high expectations for student achievement.

**GOAL TWO:** Lincoln County School District will create equitable, diverse, inclusive, and accessible learning environments across the district within a framework of excellence in education.

**GOAL THREE:** LCSD will provide for the long term health and welfare of our facilities and finances, focusing on accessibility, technological innovation, and purposeful utilization.

**GOAL FOUR:** Lincoln County School District will strengthen community relationships through communication and engagement with staff, students, families, and community partners.

### **Lincoln County School District Equity Team Land Acknowledgement Statement**

We ask that you take a moment to stop what you are doing, to listen to these words as we recognize the land that we currently inhabit. No matter where each of us is physically located in Lincoln County, we must understand that we are on traditional homelands and unceded territories of indigenous peoples. Where we live in Lincoln County, these are the ancestral homelands for the Confederated Tribes of Siletz Indians.

Lincoln County School District acknowledges the Confederated Tribes of Siletz Indians that consists of over 30 bands originating from Northern California to Southern Washington. The Confederated Tribes of Siletz Indians currently occupy and manage 9,310 acres located here in Lincoln County but is a mere fraction of their original 1855 1.1 million-acre Siletz coastal reservation. We must remember the people of the Confederated Tribes of Siletz Indians are and will forever be the first stewards of this land, water, and fish.

We acknowledge and recognize the continued sovereignty of the Confederated Tribes of Siletz Indians and honor their ancestral homelands. We are committed to bringing awareness to their history and the existence of the Confederated Tribes of Siletz Indians since time immemorial.

**NON-DISCRIMINATION:** Lincoln County Schools do not discriminate nor tolerate discrimination on the basis of an individual's race, color, religion, sex, sexual orientation, national origin, disability, gender identity, marital status or age or because of the race, color, religion, sex, sexual orientation, national origin, disability, gender identity, marital status or age of any other persons with whom the individual associates.