Alsea School Board Meeting

Wednesday, October 9, 2024 6:30 PM
Alsea School Library, 301 S 3rd St, Alsea, OR 97324

1. **Call to Order**
   a. Approval of Agenda
2. **Consent Agenda**
   a. Approval of Minutes - September 11, 2024

Alsea School Board Meeting
Wednesday, September 11, 2024
6:00 PM, Alsea School Library

Alsea School District 7J
301 South 3rd Street
Alsea, OR 97324
541.487.4305

Zoom: https://us06web.zoom.us/j/81602970845?pwd=liJsQFbBKO0p51dZjT5g6gQwnErzhJ.1
BoardBook: https://meetings.boardbook.org/Public/Organization/2548

Board members present - Soren Rounds, Deb Lindberg, Jamie Olsen, Russ Ceperich
Board members absent - Risteen Follett
Staff present - Krista Nieraeth, Don Staehely, Lora Nickle, Heather Shunk attended online.
Patrons present - Aimee Hart

1. **Call to Order –** 6:00 PM
   a. Flag Salute
   b. Approval of Agenda

      Soren Rounds stated that an item to New Business. 5.e. Student Representative. Jamie Olsen motioned to approve the agenda with the addition of 5.e. under new business for Student Representatives. Deb Lindberg seconded. Motion carried 4-0.
2. **Consent Agenda**
   a. Approval of Minutes - August 13, 2024 Board Meeting
   b. Resignation - Joy Jordan, Bus Driver

      Deb Lindberg motioned to approve the consent agenda as presented. Russ Ceperich seconded. Motion carried 4-0.
3. **Patron Comments:**
   Aimee Hart requested to speak to the board. Document is available online.
4. **Reports**
   a. Superintendent Report
      Ms. Nieraeth presented her report to the Board. The board asked clarifying questions. Documents are available online.
   b. K-12 Brick and Mortar Principal Report
      Ms. Nieraeth presented her report to the Board. The board asked clarifying questions. Documents are available online.
   c. K-5 LaHO Principal/Special Program Coordinator Report
      Ms. Shunk presented her report to the Board. Ms. Shunk informed the board that Alsea School District is independently adopting Savvas and iReady as the ELD curricula for our district. These curricula are already purchased and being used by the district. Ms. Shunk conducted a curriculum rating inventory to ensure that the curricula would be appropriate and effective for ELD students.
   d. Athletics/Activities
      Ms. Nieraeth presented the Athletic/Activities report for Mr. Harris. to the Board. The board commented regarding the start of the school year and the changes that have occurred and the positive feedback they have heard. Documents are available online.
   e. Financial Report
      Mr. Staehely presented his report to the Board. The board did not have any questions. Documents are available online.
   f. Bond
      Ms. Nieraeth presented the Bond report for Chris and Nancy Giggy. The board asked clarifying questions. Documents are available online.

g. Enrollment
Ms. Nieraeth presented her report to the Board. The board asked clarifying questions. Documents are available online.

5. **New Business**
   a. Grant Resolutions - SIA, HSS, EIIS
   Mr. Staehely presented Grant Resolution 25-02 to the board. The board asked clarifying questions. Russ Ceperich motioned to approve the Grant Resolution 25-02 as presented. Deb Lindberg seconded. Motion carried 4-0
   b. Policy IICA - Field Trips and Special Events Discussion
   Ms. Nieraeth discussed with the board about the current Policy IICA. She presented the field trip packet that was revised for the 2024-25 school year to ensure that the policy is being followed. The board discussed it at length.
   c. Nomination for OSBA Legislative Policy Committee for Soren Rounds
   Soren Rounds is asking the Board for their support in nominating him for the OSBA Legislative Policy Committee. Deb Lindberg motioned to nominate Soren Rounds for the OSBA Legislative Policy Committee. Jamie Olsen seconded. Motion carried 4-0.
   d. 2024-25 School Calendar revision
   Ms. Nieraeth presented to the board the reason for the revision to the 2024-25 academic calendar. Her recommendation is to move the fall parent teacher conferences to November 6th and 7th. This will allow a half day on October 17th for staff to receive violent incident safety training. Deb Lindberg motioned to revise the school calendar. Russ Ceperich seconded. Motion carried 4-0.
   e. Student Representatives
   Jamie Olsen presented six student responses of interest. Ms. Nieraeth presented the opportunity to students in grades 10th -12th grades. The board discussed at length what this could be like and how to facilitate and meet with the interested students. Jamie Olsen will reach out to her contacts from the OSBA conference to get more specifics on how they do this.

6. **Old Business**

7. **First Reading *(Shaded words are new/strikethroughs are deleted)**

8. **Second Reading**

9. **Board Comments**
   Jamie Olsen commented on how to involve Learn at Home Oregon as to making sure that the board is making decisions that are effective for the online program as well as building students.

10. **Future Agenda Items**

11. **Key Dates**
    September 17 – Hearing Screenings K-3rd grades
    September 18 - Open House, 5:30-7:00 PM
    September 20 – Teacher Workday
    October 9 – Regular School Board Meeting
    October 11 – Teacher In-Service

12. **Adjournment** – 7:47 PM

_____ _____

Risteen Follett, School Board Chair Date Krista Nieraeth, Superintendent Date

b. New Hire: Anthony Padilla - Bus Driver

3. **Patron Comments:**

The Alsea School Board of Directors values the opinions and input of students, staff, parents, and community members. Although board meetings are held in public, they are not meetings of the public. Please keep your comments to 3 minutes or less. If you intend to speak to the board this evening, you will need to fill out one of the blue comment cards and hand it to the Board Secretary, Lora Nickle. Public comments may also be made via Zoom. If you intend to speak via Zoom, please put your name in the comments so that the board chair can call on you. Before you begin your comments, please state your name and if you are speaking for an organization, please state that organization. For more information about public comments at a board meeting, please see Alsea School District Policy BDDH.

4. **Reports**

a. Superintendent Report

i. Superintendent Report

Alsea School District

October 2024 Board Meeting Board Report

Krista Nieraeth, Superintendent and Special Education Director

---

1. **CTE Building**

   The final touches are now what we need to have the building fully completed. We will be having electrical work done to increase the amount of power outlets. The equipment and materials that were ordered from the SIA grant have fully arrived and are being used. We hosted an Open House for the building on October 2nd and it was well attended. We had the community visit, as well as representatives from Benton Community Foundation, Benton County Sheriff's Office, Senator Anderson's Office, Linn Benton Lincoln ESD, Harrisburg School District, and Lebanon High School. Current Benton County Commissioner Pat Malone also attended. Our district is very lucky to have such great support from our community and region and we are excited to show off the amazing things that are happening in our district.

2. **VCSA Update**

   The Valley Coast Superintendent Association has been meeting to discuss our ESD's Local Service Plan (LSP) for our region for the upcoming year. Approximately 4% of the State School Fund goes directly to the ESDs to help fund services for regions. Services that Alsea uses from the ESD include SPED services, technology, finance, and school improvement. Currently, the superintendents are working to advise the ESD on priorities in our region and how money from the state can be best spent on ensuring programs in our region are suited to best serve our students.

3. **PLC – K – 6 Literacy**

   Mrs. Shunk and Mr. Pearson are working with our elementary teachers (both in Brick and Mortar and at LaHO) to create professional development through Professional Learning Communities (PLC) that focus on best practices in literacy. Once a month, for 45 minutes, Mrs. Shunk and Mr. Pearson lead this group in looking at data and how to implement best teaching practices. During this time, teachers are broken up into grade level bands to discuss ideas of implementation in their grades.

4. **SIOP (Sheltered Instruction Observation Protocol) Districtwide Training**

   As a part of the District's Title III plan, we will be hosting a Districtwide PD on October 11th for the SIOP (Sheltered Instruction Observation Protocol) Model for all of our teachers K - 12. Ms. Pinion, our 3rd grade teacher and ELL coordinator, will be conducting this training. Last year, she became a certified trainer in this protocol. The goal of SIOP is to help teachers integrate academic language development into their lessons, allowing students to learn and practice English as it is used in the context of school, including the vocabulary used in textbooks and lectures in each academic discipline. This protocol is great for our ELL students, but also great for ALL students, as it helps teachers use strategies that explain concepts and information in a way that is comprehensible to all students.

5. i-Ready Diagnostic Results

Reading:

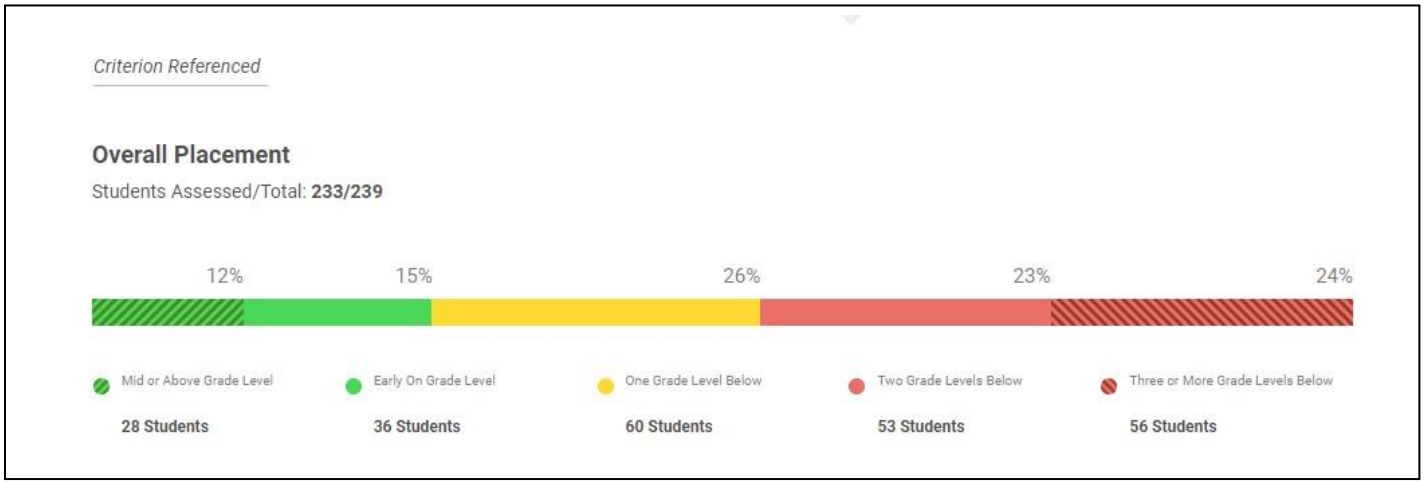

Math:

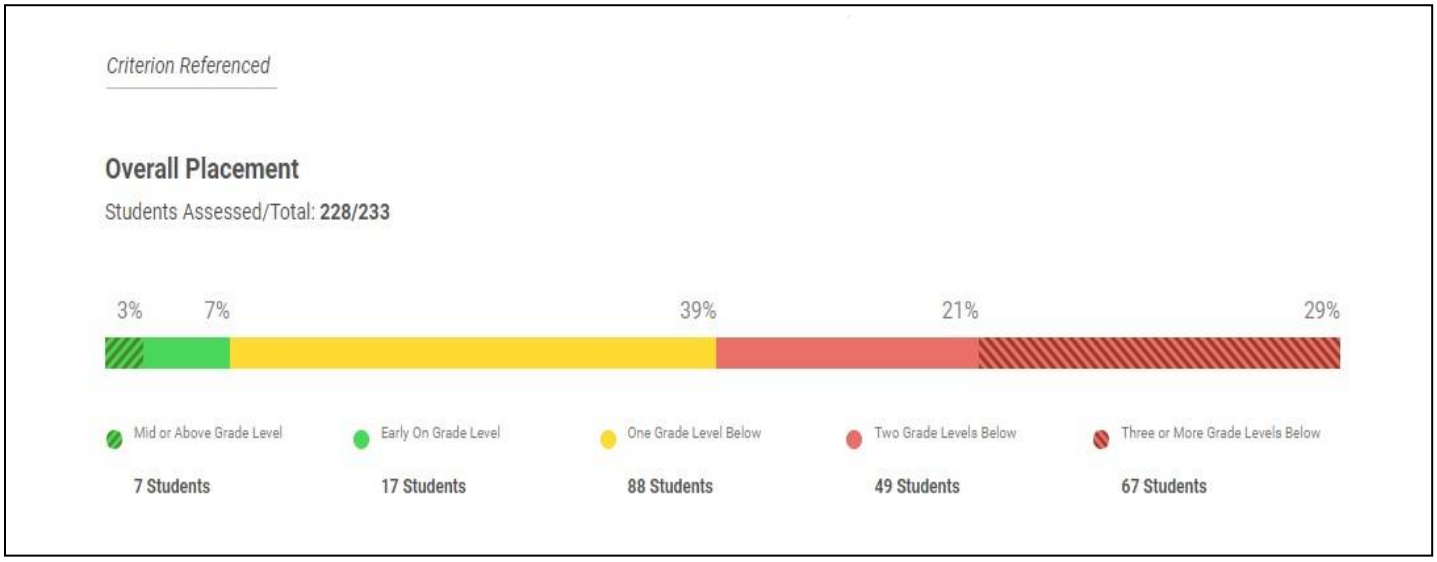

6. Facilities / Transportation Update

Mr. Elbers is continuing to finish up projects around the school, including the parts of the CTE building project that fall under the district's scope of work. He is also working the Chris and Nancy Giggy to help facilitate work on the building in preparation for pre-work on the Seismic Grant to help with the scope and design of work for the construction next summer.

The District also has a transportation audit from ODE at the end of October that Mr. Elbers, Mrs. Smallwood, and Mr. Staehely are currently working on. The District also received the 2 new buses for WLA and are getting them ready for service.

CHARTER EVALUATION



Do you know how your charter schools are doing?

Per statute, a charter school authorizer must visit its sponsored charter school at least once annually, and must review the charter school on its compliance with the contract. This review is typically based on the charter school's performance academically, financially and organizationally.

OSBA's experts in charter school performance and operations will facilitate this process according to national best practices. **OSBA will:**

- Conduct a thorough site visit, including classroom observations, consultation with the school director, document collection and review, and panel discussions with staff, parents, charter school board members and students (if appropriate)
- Review the terms of the contract for compliance
- Analyze required deliverables and audits
- Analyze the school's academic performance data
- Consult with the authorizer about the charter school's performance over the year
- Provide a comprehensive written report for the authorizer on the charter school's performance and compliance aligned to charter law and the requirements of the contract. The report will include areas of strength, and suggestions for improvement in the academic, financial and organizational domains

The annual charter school evaluation should be a tool for both the authorizer and the charter school. The charter school can use the recommendations made in the evaluation for continuous improvement, and the district will look back on its annual evaluations of the charter school as part of the charter renewal process. Simply put, the annual evaluation is a record of the charter school's performance.

Pricing for services:

10,000+ ADM	$7,550 plus travel costs
6,000 – 9,999 ADM	$6,050 plus travel costs
3,000 – 5,999 ADM	$4,825 plus travel costs
1,000 – 2,999 ADM	$3,900 plus travel costs
Under 1,000 ADM	$3,090 plus travel costs

For more information, contact Kristen Miles at 503-400-3042 · kmiles@osba.org

ii. Regular Attenders

REGULAR ATTENDERS

>90% Positive Attendance

Grade Level	Enrollment # 01-Oct		Enrollment # 01-Nov		Enrollment # 01-Dec		Enrollment # 01-Jan		Enrollment # 01-Feb		Enrollment # 01-Mar		Enrollment # 01-Apr		Enrollment # 01-May		Enrollment # 01-Jun	
KG	14	64.29%																
1st	13	92.31%																
2nd	33	78.78%																
3rd	32	81.25%																
4th	24	62.50%																
5th	26	73.07%																
6th	17	70.59%																
7th	17	82.35%																
8th	15	80.00%																
9th	11	54.54%																
10th	16	93.75%																
11th	10	70.00%																
12th	11	36.36%																
Schoolwide	**239**	**72.29%**	**0**	**#DIV/0!**	**0**	**#DIV/0!**	**0**	**#DIV/0!**	**0**	**#DIV/0!**	**0**	**#DIV/0!**	**0**	**#DIV/0!**	**0**	**#DIV/0!**	**0**	**#DIV/0!**

b. K-12 Brick and Mortar Principal Report

Alsea School District

October 2024 School Board Report – K-12 B&M School

Krista Nieraeth, Principal

---

1. K – 6 i – Ready Diagnostics Results

Reading:



Math:



2. 7 – 12 i – Ready Diagnostics Results

Reading:



Math:



3. 9th Grade Regional Collaboration

Kayla Wilson and I attended a 9th Grade Regional Collaborative on September 24th at LBLESD. At this meeting, we met with other districts, reviewed district and regional data for 9th grade, discussed best practices, and created Action Plans around tracking 9th grade in our individual schools. We will be administering a Relational Trust Inventory (RTI) to our 9th graders during Advisory Period on October 4th. We will also be working on communications with families about the importance of their student's 9th grade year to a success for graduation.

4. **College and Trade School Visits**

Kayla Wilson and Roxy Cessnun are working on providing opportunities for our 7 – 12 students to visit colleges and trade schools, as well as give time for representatives to visit our students. We had a representative from University of Oregon and Oregon State University on campus with our juniors and seniors, as well as our volleyball team visiting Oregon Institute of Technology (OIT) on a recent volleyball trip. It is important for our students to experience places and programs that allow them to see what's available after school to them.

5. **FFA Olympics**

On September 26th, our JH and HS Ag students attended the Ag Olympics in Scio. Congratulations to Kyler Campbell and Carter Campbell for placing in Vet Science and Milk Quality competitions! This was a great opportunity for our students, and we are excited to be able to have them do these types of things.



6. **K – 12 Open House**

We hosted our Open House on September 18th. We had over 100 people attend our open house and had community partners to give information out to our families. Families were able to visit their student's teachers and classrooms and see what our school looks like. Thank you to Sara Littlefield for planning this event and to our volunteers who helped make this event possible!!

7. **CTE Grand Opening**

We hosted the Grand Opening of our CTE / Vocational Tech Building on October 2nd. Representatives from Benton Community Foundation, Benton County Sheriff's Office, Senator Anderson's Office, Linn Benton Lincoln ESD, Harrisburg School District, and Lebanon High School, as Benton County Commissioner Pat Malone attended our Grand Opening. We had community members, and our school families also come to see the new building. Thank you to Mr. Stevens and the students for their hard work in getting the building ready, and to our community for investing in our students!

c. K-5 LaHO Principal Report

ALSEA SCHOOL DISTRICT BOARD REPORT

Name: Heather Shunk **Position:** Principal

BOARD MEETING DATE: October, 2024

Link for September Assembly Slide Deck - Fun Family Photos (staff and students), I Got This!, Words of Encouragement - parent submissions, My Wish for You - staff submissions, "FRIENDSHIP" is our theme of the year. September Character Trait - "Fun-Loving.

Link for October 2024 School-Wide Newsletter

I-Ready Fall Diagnostic Results Overview:

Reading:



Math:





















d. Athletics and Activities

Board Report – 10/9/2024

Summary:

Alsea Fall athletics are in full swing and they are having some great success on and off the field. Both of our varsity teams are doing well with their respective schedules. Our athletes are performing well in the classroom as well and are continuing to be leaders in the classrooms.

As of right now we are forecasting for the basketball season. We would love to see both teams at Alsea without a co-op of some sort. We have mostly filled our basketball schedules at this point, so we are just waiting to see actual numbers. The Clemens basketball tournament is full and will take place from 12/26 to 12/28. We will be in need of volunteers, so if you don't have anything to do the couple of days after Christmas then please reach out.

Homecoming week is Monday, 10/14 through 10/18. The leadership class has several activities planned for the week culminating with a Homecoming dance on Friday. Wednesday of homecoming week will be the "noise parade", our "Blue Bash" night and the bon fire following the activities. We hope everyone can come out and support. Senior night for VB will during the game vs Mohawk on 10/24, and Senior night for FB will be the next evening during our game with Triangle Lake. Again, we hope everyone can come out to support a great group of student athletes.

I have been working to clean up our athletic handbook. This year we are monitoring grades very closely and checking in with our students every 2 weeks.

Currently we are in the planning process for our school wide positive behavior programs. We will be putting together a committee consisting of all levels of stakeholders. We will be looking for community members to serve and provide that input, so if you think you might be interested in being a part, please reach out to me or Ms. Nieraeth.

e. Business Manager

Financial Summary – September 30, 2024

All authorized positions and payroll benefits have been encumbered. The September payroll included changes to OEBB health benefits that become effective October 1, 2024. This fiscal year was the initial year for an insurance pool for licensed staff and non-licensed staff. Based on the selections employees made, staff had no out-of-pocket costs for health benefits.

General Fund Resources

- State School Support – As shared last month, the district will be a hold harmless district due to current attendance figures. The final 23-24 figures have yet to be published. The 24-25 figures are based on the projected 23-24 figures. The district will be lose approximately $325,000 compared to the budgeted amount.
- 1510 - Earnings on investments – The earnings rate with the Local Government Investment Pool (LGIP) is still at 5.3%. The district presently is earning $34,000 per month but this will be declining as the district uses beginning cash to maintain programs.
- All other revenues are projected as the budgeted amount.

General Fund Expenditures

- As shared previously, salary and benefits have been encumbered and are included in the financial statements.
- As with payroll, the October statements will include most contract and provide a more accurate financial picture.
- Next month I will do a cash flow analysis that will provide a more accurate picture on the estimated ending fund balance.

Special Revenue

- The statement represents the awarded grants and carryover amounts. All federal funds go through September 30, while state funds go through June 30.
- ESSER III – the grant has been finalized will be finalized by September 30, with all funds collected. The grant was spent on the HVAC upgrade.
- School Improvement Grant – the carryover amount of $152,036 has been spent and finalized by September 30. The remaining funds in the grant are the 24-25 allocation which needs to be spent by 9/30/25.
- The district just received the two new buses for WLA. The purchase and lease will be reflected on the next statements.

Food Service Program

- The district was awarded a Fresh Fruit and Vegetable Program grant for $15,096, which is not reflected on the statements.
- Included in the statements is the detail on participation and federal reimbursement through 9/30/24. Currently, 68.8% of the students are participating in the breakfast program; 63.9%, lunch program. The financial projections are based on these figures for the remaining of the school year.
- The projected transfer from the General Fund will be approximately $63,000. The average cost per meal is $5.55 while reimbursement is $3.75.

Debt Service

- The only activity is interest earned on monies at the LGIP and prior year taxes. The current levy dollars will not be received from the counties starting at the end of October.

Capital Projects

- 400 – Capital Projects - reflects interest received on monies at the LGIP. Expenditures are the replacement of the windows and architectural services for the kitchen.
- 410 - Bond 2021 and OSCIM Grant – The final OSCIM claim will be made this month. All funds will have been collected from the grant allocation.
- 430 – Seismic Rehabilitation – represents approved service contracts.

Unemployment Reserve

- The district budgeted $183,679 to cover quarterly unemployment claims. All salaries are charged a rate, and the funds are transferred into the reserve to cover the claims. Based on the upcoming quarterly claims, the amount transferred will be adjusted.

GENERAL FUND
STATEMENT OF RESOURCES
FOR THE FISCAL YEAR 2024-25
As of September 30, 2024

LINE		SOURCE	BUDGET	Y-T-D 9/30/2024	PROJECTED	TOTAL 9/30/2024	BALANCE OVER/(UNDER)
		STATE SCHOOL SUPPORT FORMULA					
1	1111	CURRENT YEAR'S TAXES	**$ 528,200.00**	$ -	528,200.00	**$ 528,200.00**	**$ -**
2	1112	PRIOR YEAR'S TAXES	**1,000.00**	910.92	89.08	**1,000.00**	**-**
3	1114	OTHER TAXES	**-**	3.45	(3.45)	**-**	**-**
4	1190	INTEREST ON TAX COLLECTIONS	**800.00**	78.78	721.22	**800.00**	**-**
5	2101	COUNTY SCHOOL FUND	**-**	-		**-**	**-**
6	3103	COMMON SCHOOL FUND	**41,205.00**	-	41,275.96	**41,275.96**	**70.96**
7	3101	STATE SCHOOL SUPPORT FUND	**4,527,702.00**	1,587,529.00	2,614,562.04	**4,202,091.04**	**(325,610.96)**
8	4801	FEDERAL FOREST FEES	**-**	-	-	**-**	**-**
9		**TOTAL 2024-25 SSSF SOURCES (Line 1 - Line 8)**	**5,098,907.00**	**1,588,522.15**	**3,184,844.85**	**4,773,367.00**	**(325,540.00)**
		STATE SCHOOL SUPPORT FORMULA (Prior Yr Adjustments)					
10		STATE SCHOOL SUPPORT FUND 23-24		**-**		**-**	**-**
11		HIGH COST GRANT				**-**	**-**
12		**TOTAL SSSF PRIOR YR ADJ (Line 10 - Line 11)**	**-**	**-**	**-**	**-**	**-**
13		**TOTAL SSSF SOURCES (Line 9 + Line 12)**	**5,098,907.00**	**1,588,522.15**	**3,184,844.85**	**4,773,367.00**	**(325,540.00)**
		NON STATE SCHOOL SUPPORT FORMULA SOURCES					
		LOCAL SOURCES					
14	1510	EARNINGS ON INVESTMENTS	**50,000.00**	103,250.70	96,749.30	**200,000.00**	**150,000.00**
15	1710	ADMISSIONS - GATE FEES	**7,500.00**	194.00	7,500.00	**7,694.00**	**194.00**
16	1760	FUND RAISING	**-**	-	-	**-**	**-**
17	1910	RENTAL INCOME	**3,600.00**	1,152.00	2,448.00	**3,600.00**	**-**
18	1943	SERVICES PROVIDED CHARTER SCHOOLS	**72,198.00**	-	72,198.00	**72,198.00**	**-**
19	1960	RECOVER PRIOR YEAR'S EXPENDITURES	**-**	-	-	**-**	**-**
20	1920	DONATIONS	**-**	-	-	**-**	**-**
21	1980	FEES CHARGED OTHER GRANTS	**-**	-	-	**-**	**-**
22	1990	MISCELLANEOUS REVENUE	**24,800.00**	5,513.92		**5,513.92**	**(19,286.08)**
23		**TOTAL LOCAL SOURCES (Line 14 - Line 22)**	**158,098.00**	**110,110.62**	**178,895.30**	**289,005.92**	**130,907.92**
		OTHER SOURCES					
24	2102	REVENUE THROUGH ESD	**7,600.00**	-	7,600.00	**7,600.00**	**-**
25	2199	OTHER INTERMEDIATE SOURCES	**-**	-	-	**-**	**-**
26	3203	SPECIAL EDUCATION PROGRAMS	**-**	-	-	**-**	**-**
27	5300	INSURANCE REIMBURSEMENT	**-**	-	-	**-**	**-**
28	5400	BEGINNING CASH	**6,700,000.00**	6,689,735.02		**6,689,735.02**	**(10,264.98)**
29		**TOTAL OTHER SOURCES (Line 24 - Line 28)**	**6,707,600.00**	**6,689,735.02**	**7,600.00**	**6,697,335.02**	**(10,264.98)**
30		**TOTAL NON SSSF SOURCES (Line 23 + Line 29)**	**6,865,698.00**	**6,799,845.64**	**186,495.30**	**6,986,340.94**	**120,642.94**
31		**TOTAL RESOURCES (Line 13 + Line 30)**	**$ 11,964,605.00**	**$ 8,388,367.79**	**$ 3,371,340.15**	**$ 11,759,707.94**	**$ (204,897.06)**

GENERAL FUND
STATEMENT OF EXPENDITUES COMPARED TO BUDGET
FOR THE FISCAL YEAR 2024-25
As of September 30, 2024

		BUDGET	ACTUAL Y-T-D 9/30/2024	ENCUMBERED	TOTAL 9/30/2024	BALANCE FAVORABLE/ (UNFAVORABLE)	--%-- COMMITTED
INSTRUCTION							
1111	Elementary, K-5	$ 1,336,914.00	$ 95,280.19	$ 1,040,240.45	$ 1,135,520.64	$ 201,393.36	
1113	Elementary Extra-curricular	3,864.00	-	2,877.48	2,877.48	986.52	
1121	Middle/Junior High Programs	271,397.00	24,322.19	243,243.72	267,565.91	3,831.09	
1122	Middle/Junior High School Extra-curricular	36,686.00	4,550.15	19,529.07	24,079.22	12,606.78	
1131	High School Programs	390,968.00	38,024.81	317,643.47	355,668.28	35,299.72	
1132	High School Extra-curricular	149,995.00	24,373.30	55,598.01	79,971.31	70,023.69	
1250	Less Restrictive Programs: Students w/ Disability	636,673.00	36,686.50	274,053.68	310,740.18	325,932.82	
1291	English Second Language Programs	8,359.00	143.90	1,294.91	1,438.81	6,920.19	
	TOTAL INSTRUCTION	2,834,856.00	223,381.04	1,954,480.79	2,177,861.83	656,994.17	76.82%
SUPPORT SERVICES							
2113	Social Work Services	-	374.30	4,960.90	5,335.20	(5,335.20)	
2114	Student Accounting Services	28,801.00	7,215.61	22,484.70	29,700.31	(899.31)	
2134	Nurse Services	12,000.00	4,563.00	4,578.24	9,141.24	2,858.76	
2142	Psychological Testing Services	50,200.00	-	-	-	50,200.00	
2152	Speech Pathology Services	65,900.00	-	-	-	65,900.00	
2160	Other Student Treatment Services	39,500.00	-	-	-	39,500.00	
2190	Service Direction, Student Support Services	82,526.00	9,610.34	61,161.51	70,771.85	11,754.15	
2222	Library/Media Center	1,250.00	-	-	-	1,250.00	
2230	Assessment and Testing	4,368.00	719.31	3,596.50	4,315.81	52.19	
2240	Instructional Staff Development	26,000.00	123.60	-	123.60	25,876.40	
2310	Board of Education Services	161,200.00	14,544.67	27,419.50	41,964.17	119,235.83	

GENERAL FUND
STATEMENT OF EXPENDITUES COMPARED TO BUDGET
FOR THE FISCAL YEAR 2024-25
As of September 30, 2024

			BUDGET	ACTUAL Y-T-D 9/30/2024	ENCUMBERED	TOTAL 9/30/2024	BALANCE FAVORABLE/ (UNFAVORABLE)	--%-- COMMITTED
2321		Office of the Superintendent Services	**266,441.00**	**71,257.77**	**154,168.35**	**225,426.12**	**41,014.88**	
2410		Office of the Principal Services	**502,660.00**	**66,466.70**	**390,370.03**	**456,836.73**	**45,823.27**	
2520		Fiscal Services	**355,450.00**	**56,830.69**	**181,898.46**	**238,729.15**	**116,720.85**	
2540		Operation and Maintenance of Plant Services	**609,241.00**	**157,767.98**	**218,838.63**	**376,606.61**	**232,634.39**	
2550		Student Transportation Services	**1,009,576.00**	**116,020.09**	**567,051.20**	**683,071.29**	**326,504.71**	
2660		Technology Services	**117,316.00**	**13,826.01**	**27,534.96**	**41,360.97**	**75,955.03**	
2700		Supplemental Retirement Program	**-**	**-**	**-**	**-**	**-**	
		TOTAL SUPPORT SERVICES	**3,332,429.00**	**519,320.07**	**1,664,062.98**	**2,183,383.05**	**1,149,045.95**	**65.52%**
OTHER REQUIREMENTS								
5200		Transfers of Funds						
5200	790	Food Service	**123,405.00**	**-**	**123,405.00**	**123,405.00**	**-**	
5200	792	Bus Fund	**140,002.00**	**-**	**140,002.00**	**140,002.00**	**-**	
5200	794	Capital Projects	**700,000.00**	**-**		**-**	**700,000.00**	
6110		Operating Contingency	**500,000.00**	**-**		**-**	**500,000.00**	
7000		Unappropriated Ending Fund Balance	**4,333,913.00**	**-**		**-**	**4,333,913.00**	
		TOTAL OTHER REQUIREMENTS	**5,797,320.00**	**-**	**263,407.00**	**263,407.00**	**5,533,913.00**	**4.54%**
		TOTAL EXPENDITURES	**$ 11,964,605.00**	**$ 742,701.11**	**$ 3,881,950.77**	**$ 4,624,651.88**	**$ 7,339,953.12**	**38.65%**
PROJECTED ENDING FUND BALANCE			**$ -**			**$ 7,135,056.06**	**$ 7,135,056.06**	

SPECIAL REVENUE FUNDS

STATEMENT OF GRANTS AND OTHER SPECIAL REVENUE FUNDS

		11			REVENUE				EXPENDITURES			
#	Fund Title	End Date	Grant Amount	Beginning Cash	Y-T-D	PROJECTED	Transfer from General Fund	TOTAL	Y-T-D	Encumbered	TOTAL	Balance
200	Donations			$ 3,132.95	$ -			$ 3,132.95	$ 75.00	$ 500.00	$ 575.00	$ 2,557.95
203	Title I-A	9/30/2024	10,797.33	-		10,797.33		10,797.33	6,519.70	265.04	6,784.74	
203	Title I-A	9/30/2025	50,857.00		-	50,857.00		50,857.00	-	-	-	
203	**Total Title I**		61,654.33		-	61,654.33		61,654.33	6,519.70	265.04	6,784.74	54,869.59
205	Small Rural School Achievement (SRSA)	9/30/2025	54,607.00	-	39,954.58	14,652.42		54,607.00	42,154.58	-	42,154.58	12,452.42
207	Youth Transition Program	9/15/2024	4,972.97	-		4,972.97		4,972.97	4,972.97	-	4,972.97	-
207	Preemployment Transition Program	6/30/2025	40,000.00		3,775.00	36,225.00		40,000.00	1,499.94	-	1,499.94	38,500.06
208	E-Rate			26,354.88	-			26,354.88	26,204.57	-	26,204.57	150.31
210	IDEA Part B 611	9/30/2025	18,267.60	-		18,267.60		18,267.60	4.89	18,262.71	18,267.60	-
210	IDEA Part B 611	9/30/2025	94,297.70		-	94,297.70		94,297.70	6,191.69	54,727.58	60,919.27	
210	**Total IDEA Part B 611**		112,565.30		-	112,565.30		112,565.30	6,196.58	72,990.29	79,186.87	33,378.43
	IDEA Part B, Section 619 PassThru 2022-23	9/30/2024	3,119.00		-	3,119.00		3,119.00	-	-	-	
216	**Total IDEA Part B 619**		3,119.00		-	3,119.00		3,119.00	-	-	-	3,119.00
220	Title II-A - Teacher Quality 23-24	9/30/2024	5,305.66	-	5,305.66	-		5,305.66	5,305.66	-	5,305.66	-
220	Title II-A - Teacher Quality 23-24	9/30/2025	7,236.00	-		7,236.00		7,236.00	1,153.11		1,153.11	6,082.89
220	Title IV-A - Student Support and Academic Enrichment 23-24	9/30/2024	10,000.00	-	10,000.00	-		10,000.00	10,000.00		10,000.00	-
220	Title IV-A - Student Support and Academic Enrichment 23-24	9/30/2025	10,981.00		-	10,981.00		10,981.00		-	-	10,981.00
220	**Title V- B REAP**		33,522.66		15,305.66	18,217.00		33,522.66	16,458.77	-	16,458.77	17,063.89
227	Early Literacy Grant	6/30/2025	59,749.82	-	-	59,749.82		59,749.82	5,300.79	49,522.05	54,822.84	4,926.98
	ESSER											
232	ESSER III	9/30/2024	91,992.21	-	91,992.21	0.01		91,992.22	91,992.22	-	91,992.22	-
	Integrated Guidance											
226	Early Indicator Intervention	6/30/2025	$ 806.31	$ -	$ -	$ 806.31		$ 806.31	$ -	$ -	$ -	
248	Federal School Improvement Funds to CSI & TSI Schools 22-23	9/30/2025	51,290.93	-	-	51,290.93		51,290.93	4,664.15	44,516.98	49,181.13	2,109.80
251	Student Investment Account	9/30/2024	152,036.58	-	152,036.58	-		152,036.58	152,036.58	-	152,036.58	-
251	Student Investment Account	6/30/2025	518,906.68	-	129,726.67	389,180.01		518,906.68	13,082.41	447,831.58	460,913.99	57,992.69
252	High School Success M98	6/30/2025	86,437.74	-	-	86,437.74		86,437.74	643.00	56,743.30	57,386.30	29,051.44
	Total Integrated Guidance		809,478.24		281,763.25	527,714.99	-	809,478.24	170,426.14	549,091.86	719,518.00	89,960.24
257	Baseball/Softball Program		-	3,706.92	-			3,706.92	-	-	-	3,706.92
256	Carl Perkins		6,234.08	-	1,430.53	4,803.55		6,234.08	6,234.08	-	6,234.08	-

SPECIAL REVENUE FUNDS

STATEMENT OF GRANTS AND OTHER SPECIAL REVENUE FUNDS

			11		REVENUE				EXPENDITURES			
#	Fund Title	End Date	Grant Amount	Beginning Cash	Y-T-D	PROJECTED	Transfer from General Fund	TOTAL	Y-T-D	Encumbered	TOTAL	Balance
259	Student Activity Funds		-	46,945.70	1,812.50			48,758.20	2,430.05	495.00	2,925.05	45,833.15
263	Outdoor School	6/30/2025	11,628.19	-	-	11,628.19		11,628.19	287.79	2,589.72	2,877.51	8,750.68
272	TAP Grant - Seismic		14,000.00	-	-	14,000.00		14,000.00	7,000.00	7,000.00	14,000.00	-
290	Bus Replacement Fund		-	87,316.04	-		140,002.00	227,318.04	27,452.00	46,699.00	74,151.00	153,167.04
299	Nutrition Services		-	-	12,764.12		123,405.00	136,169.12	10,429.16	86,325.78	96,754.94	39,414.18
120	Farm to School	6/30/2025	3,500.00	-	-	3,500.00		3,500.00	-	-	-	3,500.00
299	**Total Nutrition Services**		**3,500.00**		**12,764.12**	**3,500.00**	**123,405.00**	**139,669.12**	**10,429.16**	**86,325.78**	**96,754.94**	**42,914.18**
	TOTAL			**167,456.49**	**448,797.85**	**872,802.58**	**263,407.00**	**1,752,463.92**	**425,634.34**	**815,478.74**	**1,241,113.08**	**511,350.84**

									Allocation by Category				USDA Reimbursement							
									Breakfast		Lunch		Breakfast			Lunch			Menu Cert	
	Days	Eligible	Participation		Avg per Day		Participation Percentage		Paid	Free	Paid	Free	Paid	Free	Total	Paid	Free	Total		Total
Month	Service	Students	Breakfast	Lunch	Breakfast	Lunch	Breakfast	Lunch	5.98%	94.02%	5.98%	94.02%	$ 0.39	$ 2.84		$ 0.44	$ 4.45		$ 0.09	
Aug	4	168	445	401	111.25	100.25	66.2%	59.7%	27	418	24	377	10.53	1,187.12	1,197.65	10.56	1,677.65	1,688.21	36.09	2,921.95
Sept	17	170	1995	1866	117.35	109.76	69.0%	64.6%	119	1876	112	1754	46.41	5,327.84	5,374.25	49.28	7,805.30	7,854.58	167.94	13,396.77
Oct	19								0	0	0	0	-	-	-	-	-	-	-	-
Nov	15								0	0	0	0	-	-	-	-	-	-	-	-
Dec	12								0	0	0	0	-	-	-	-	-	-	-	-
Jan	15								0	0	0	0	-	-	-	-	-	-	-	-
Feb	16								0	0	0	0	-	-	-	-	-	-	-	-
Mar	13								0	0	0	0	-	-	-	-	-	-	-	-
April	18								0	0	0	0	-	-	-	-	-	-	-	-
May	17								0	0	0	0	-	-	-	-	-	-	-	-
June	8								0	0	0	0	-	-	-	-	-	-	-	-
Total/A verage	21	169	2,440	2,267	116.19	107.95	68.8%	63.9%	146	2,294	136	2,131	$ 56.94	$ 6,514.96	$ 6,571.90	$ 59.84	$ 9,482.95	$ 9,542.79	$ 204.03	$ 16,318.72
Projectic	133				15,453	14,357			924	14,529	859	13,498	360.36	41,262.36	41,622.72	377.96	60,066.10	60,444.06	1,390.77	103,457.55
Total	154								1,070	16,823	995	15,629	$ 417.30	$47,777.32	$48,194.62	$ 437.80	$69,549.05	$69,986.85	$1,594.80	$119,776.27

299 - Food Service Program

Analysis per Meal

	Meals Served	Total	Costs per Meal	%
State Reimb per meal				
Adult Sales	369	$ 1,567.87	$ 4.25	
Breakfast	17,893	48,194.62	$ 2.69	
Lunch	16,624	71,581.65	4.31	
Other Sources		$ 9,632.37		
Federal Commodities		-		
Total Revenue	34,886	$ 130,976.51	$ 3.75	
Payroll Costs		$ 93,916.07	$ 2.69	48.5%
Food Costs		58,242.18	1.67	30.1%
Federal Commodities		-	-	0.0%
Fees		38,850.00	1.11	20.0%
Other		2,838.87	0.08	1.4%
Total Costs		$ 193,847.12	$ 5.55	100%
Net Loss		**$ (62,870.61)**	**$ (1.80)**	

DEBT SERVICE
STATEMENT OF EXPENDITURES COMPARED TO BUDGET
FOR THE FISCAL YEAR 2024-25
As of September 30, 2024

			BUDGET	ACTUAL Y-T-D 9/30/2024	ENCUMBERED	TOTAL 9/30/2024	BALANCE FAVORABLE/ (UNFAVORABLE)	--%-- COMMITTED
RESOURCES								
1111		CURRENT YEAR'S TAXES	**$ 94,940.00**	$ 3.42		**3.42**	**(94,936.58)**	
1112		PRIOR YEAR'S TAXES	**500.00**	135.12		**135.12**	**(364.88)**	
1190		OTHER TAXES	**100.00**	4.58		**4.58**	**(95.42)**	
1510		INTEREST EARNINGS	**-**	389.62		**389.62**	**389.62**	
5400		BEGINNING FUND BALANCE	**22,392.00**	26,055.15		**26,055.15**	**3,663.15**	
		TOTAL INSTRUCTION	**117,932.00**	**26,587.89**	**-**	**26,587.89**	**(91,344.11)**	
EXPENDITURES								
5110		Long-Term Debt Service						
5110	610	Redemption of Principal	**35,000.00**	**-**	**-**	**-**	**35,000.00**	
5110	621	Regular Interest	**61,050.00**	**-**	**-**	**-**	**61,050.00**	
7000		Unappropriated Ending Fund Balance	**21,882.00**	**-**	**-**	**-**	**21,882.00**	
		TOTAL EXPENDITURES	**117,932.00**	**-**	**-**	**-**	**117,932.00**	**0.00%**
PROJECTED ENDING FUND BALANCE			**$ -**	**$ 26,587.89**	**$ -**	**$ 26,587.89**	**$ 26,587.89**	

CAPITAL PROJECTS (400)
STATEMENT OF EXPENDITUES COMPARED TO BUDGET
FOR THE FISCAL YEAR 2024-25
As of September 30, 2024

			ACTUAL Y-T-D		TOTAL	BALANCE FAVORABLE/	--%--
		BUDGET	9/30/2024	ENCUMBERED	9/30/2024	(UNFAVORABLE)	COMMITTED
RESOURCES							
1510	Interest Earnings	**$ -**	$ 3,725.22		**3,725.22**	**(3,725.22)**	
5200	Transfer from General Fund	**700,000.00**	-		**-**	**700,000.00**	
5400	Beginning Fund Balance	**274,748.00**	282,454.52		**282,454.52**	**(7,706.52)**	
	TOTAL INSTRUCTION	**974,748.00**	**286,179.74**	**-**	**286,179.74**	**688,568.26**	
EXPENDITURES							
4150	Building Improvement	**974,748.00**	**3,283.99**	**12,000.00**	**15,283.99**	**959,464.01**	
7000	Unappropriated Ending Fund Balance	**-**	**-**	**-**	**-**	**-**	
	TOTAL EXPENDITURES	**974,748.00**	**3,283.99**	**12,000.00**	**15,283.99**	**959,464.01**	**1.57%**
PROJECTED ENDING FUND BALANCE		**$ -**	**$ 282,895.75**	**$ (12,000.00)**	**$ 270,895.75**	**$ 270,895.75**	

BOND 2021 AND OSCIM GRANT (410)
STATEMENT OF EXPENDITUES COMPARED TO BUDGET
FOR THE FISCAL YEAR 2024-25
As of September 30, 2024

		BUDGET	ACTUAL Y-T-D 9/30/2024	ENCUMBERED	TOTAL 9/30/2024	BALANCE FAVORABLE/ (UNFAVORABLE)	--%-- COMMITTED
RESOURCES							
1510	Interest Earnings	**$ 12,000.00**	$ 7,324.49		**7,324.49**	**(4,675.51)**	
3299	State Grant	**365,780.04**	137,046.97	**228,733.07**	**365,780.04**	**-**	
5400	Beginning Fund Balance	**888,000.00**	1,194,155.91		**1,194,155.91**	**306,155.91**	
	TOTAL INSTRUCTION	**1,265,780.04**	**1,338,527.37**	**228,733.07**	**1,567,260.44**	**301,480.40**	
EXPENDITURES							
4150	Building Improvement	**1,400,000.00**	**1,275,334.44**	**182,983.54**	**1,458,317.98**	**(58,317.98)**	
7000	Unappropriated Ending Fund Balance	**-**	**-**	**-**	**-**	**-**	
	TOTAL EXPENDITURES	**1,400,000.00**	**1,275,334.44**	**182,983.54**	**1,458,317.98**	**(58,317.98)**	**104.17%**
PROJECTED ENDING FUND BALANCE		**$ (134,219.96)**	**$ 63,192.93**	**$ 45,749.53**	**$ 108,942.46**	**$ 243,162.42**	

SEISMIC REHABILITATION GRANT (430)
STATEMENT OF EXPENDITUES COMPARED TO BUDGET
FOR THE FISCAL YEAR 2024-25
As of September 30, 2024

			ACTUAL Y-T-D		TOTAL	BALANCE FAVORABLE/	--%--
		BUDGET	9/30/2024	ENCUMBERED	9/30/2024	(UNFAVORABLE)	COMMITTED
RESOURCES							
1510	Interest Earnings	**$ -**	$ -		**-**	**-**	
3299	State Grant	**2,480,080.00**	-		**-**	**(2,480,080.00)**	
5400	Beginning Fund Balance	**-**	-		**-**	**-**	
	TOTAL INSTRUCTION	**2,480,080.00**	**-**	**-**	**-**	**(2,480,080.00)**	
EXPENDITURES							
4150	Building Improvement	**2,480,080.00**	**36,521.93**	**362,442.17**	**398,964.10**	**2,081,115.90**	
7000	Unappropriated Ending Fund Balance	**-**	**-**	**-**	**-**	**-**	
	TOTAL EXPENDITURES	**2,480,080.00**	**36,521.93**	**362,442.17**	**398,964.10**	**2,081,115.90**	**16.09%**
PROJECTED ENDING FUND BALANCE		**$ -**	**$ (36,521.93)**	**$ (362,442.17)**	**$ (398,964.10)**	**$ (398,964.10)**	

UNEMPLOYMENT RESERVE (610)
STATEMENT OF EXPENDITURES COMPARED TO BUDGET
FOR THE FISCAL YEAR 2024-25
As of September 30, 2024

			ACTUAL Y-T-D		TOTAL	BALANCE FAVORABLE/	--%--
		BUDGET	9/30/2024	ENCUMBERED	9/30/2024	(UNFAVORABLE)	COMMITTED
RESOURCES							
1510	Interest Earnings	**$ -**	$ -		**-**	**-**	
1970	Services Provided Other Funds	**183,679.00**	16,016.99		**16,016.99**	**(167,662.01)**	
5400	Beginning Fund Balance	**-**	-		**-**	**-**	
	TOTAL INSTRUCTION	**183,679.00**	**16,016.99**	**-**	**16,016.99**	**(167,662.01)**	
EXPENDITURES							
2640	Unemployment	**183,679.00**	**-**	**-**	**-**	**183,679.00**	
7000	Unappropriated Ending Fund Balance	**-**	**-**	**-**	**-**	**-**	
	TOTAL EXPENDITURES	**183,679.00**	**-**	**-**	**-**	**183,679.00**	**0.00%**
PROJECTED ENDING FUND BALANCE		**$ -**	**$ 16,016.99**	**$ -**	**$ 16,016.99**	**$ 16,016.99**	

f. Bond

Alsea School District Bond Projects
Construction Manager's Report

Report Date: October 3, 2024

GENERAL OVERVIEW

The CTE Building construction is complete. We're reviewing final closeout documents with the design team to wrap up the project this month.

The Electrical Upgrade work has been finished. Our 3rd party commissioning agent identified a few small items that will be resolved this month for project completion.

HVAC Upgrade systems have been completed but the gym RTU has a leak in the refrigerant coil that was discovered during testing in September. A replacement coil is on order and should be installed mid-October. The rest of the HVAC systems have been tested by our 3rd party commissioning agent and there are a number of items the contractor will be addressing this month.

The 50% design for the Seismic Retrofit to the gym and adjacent office areas was completed on schedule in late September. We reviewed these documents with the project team and they're now working towards completion of 75% design documents in early December. Final design documents will be completed for bidding in February 2025. We'll be advertising the revised contractor selection RFP at the end of this week with plans to complete the selection process in early November.

A second seismic grant application for the High School classroom wing is in progress and will be submitted late this year for the next round of grants.

Conceptual design for a new kitchen building is being completed this month with the District, ourselves and Soderstrom Architects.

PROJECT TEAM

No changes.

BUDGET

The updated budget summary and details for both the bond projects and the seismic retrofit project are attached. Comments are noted below along with notes about the kitchen project costs.

Bond Projects

The current program budget is $4.77 million including ESSER funds, the OSCIM grant and bond interest.

The "Current Budget" column in Expenses shows the projected costs matched to the Revenue budget. All budget elements and final contractor change orders have been included and there is $74k remaining in Owner's Contingency.

The "Committed Costs" column shows the value of work that has been contracted so far. There were no significant changes in the last month.

The "Paid to-Date" column shows the value of work that has been paid for. So far, $4.5 million has been spent on completed work. The project management fee from IMS does not include a donated value of $76k to-date.

Seismic Retrofit

The current project budget is $2.48 million from the seismic grant.

The "Current Budget" column in Expenses shows the projected costs for construction design, management and other associated elements. There is a projected value of $187k in Owner's Contingency for actual construction costs or unforeseen items.

The "Committed Costs" column shows the value of work that has been contracted so far. There were additional costs for material testing contracted last month.

The "Paid to-Date" column shows the value of work that has been paid for. So far, $72k has been spent on completed work.

Kitchen Building

Soderstrom Architects was contracted for master planning and conceptual design for a new kitchen and commons building. A not-to-exceed fee of $12k was authorized for this work. IMS is not charging a management fee until the Board decides to move forward with a full design.

SCHEDULE

CB Construction's electrical contractor will be on-site this week to finish the few quality items identified by our commissioning agent.

CB Construction's HVAC contractor will be on-site this week to address the quality items identified by our commissioning agent. Also, they expect to install the replacement coil for the gym RTU mid-October. Then we can have the commissioning agent verify operation.

PROJECT-SPECIFIC ACTIVITY

Gym Seismic Design

Excerpts from the 50% design documents are included below. The work includes replacement of the roof over the gym, the stage, and the High School office wing along with wall reinforcements throughout the project area. The only work inside the gym will be strengthening the ceiling glulam beams, so impacts to the gym floor will be minimized.

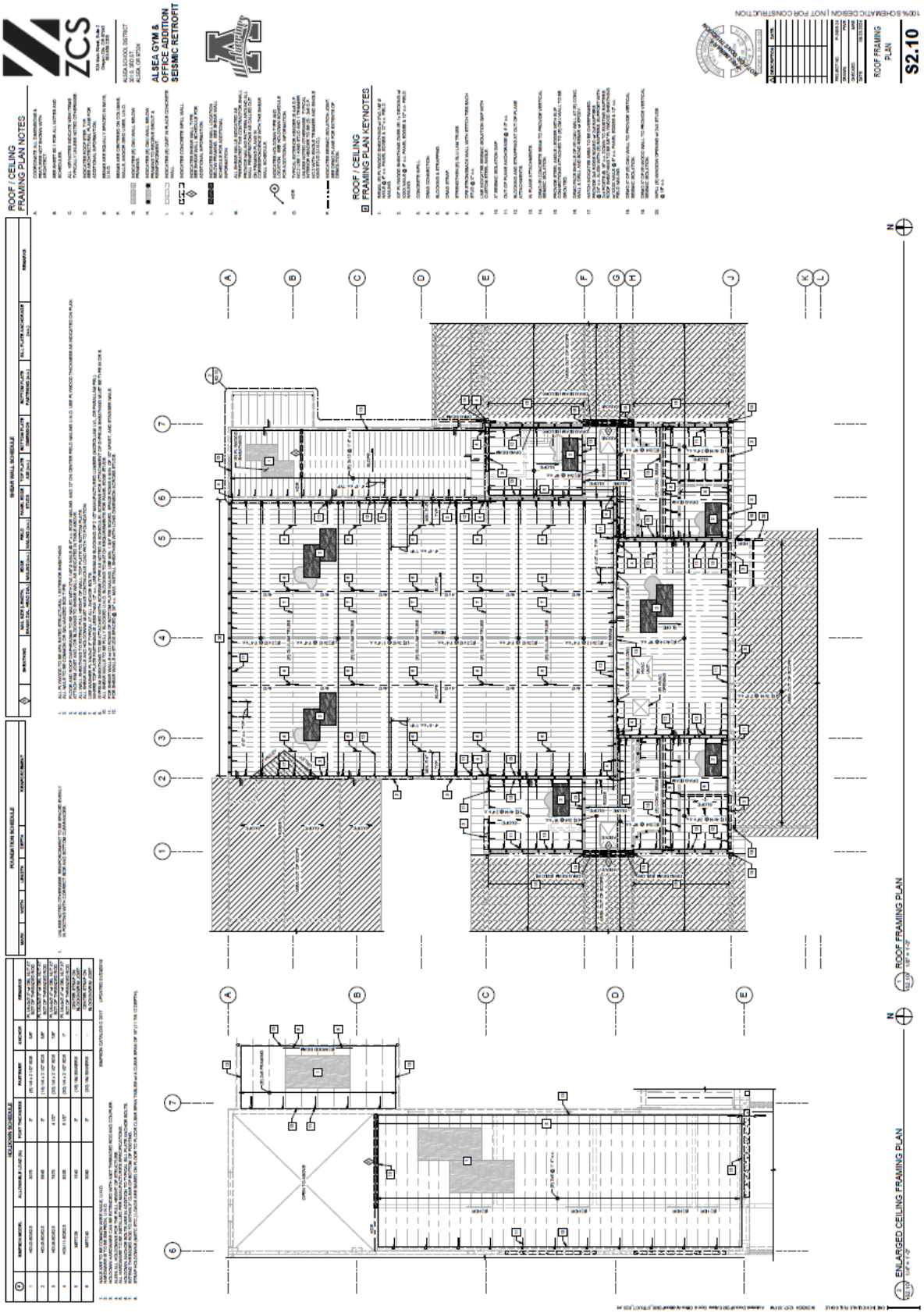
ZCS
ALSEA GYM &
OFFICE ADDITION
SEISMIC RETROFIT
ROOF / CEILING
FRAMING PLAN NOTES
ROOF / CEILING
FRAMING PLAN KEYNOTES
ROOF FRAMING
PLAN
S2.10
100% SCHEMATIC DESIGN | NOT FOR CONSTRUCTION
1 ROOF FRAMING PLAN
1/8" = 1'-0"
2 ENLARGED CEILING FRAMING PLAN
1/4" = 1'-0"

New Kitchen Building

A final conceptual design meeting was held with the District and Soderstrom Architects earlier this week. Based on direction provided by the Benton Community Foundation, the District expanded project to include some "wants" for additional grant fund requests. Notes from the meeting are included in the diagrams below. The revised plans and cost estimate will be completed in 2 weeks.

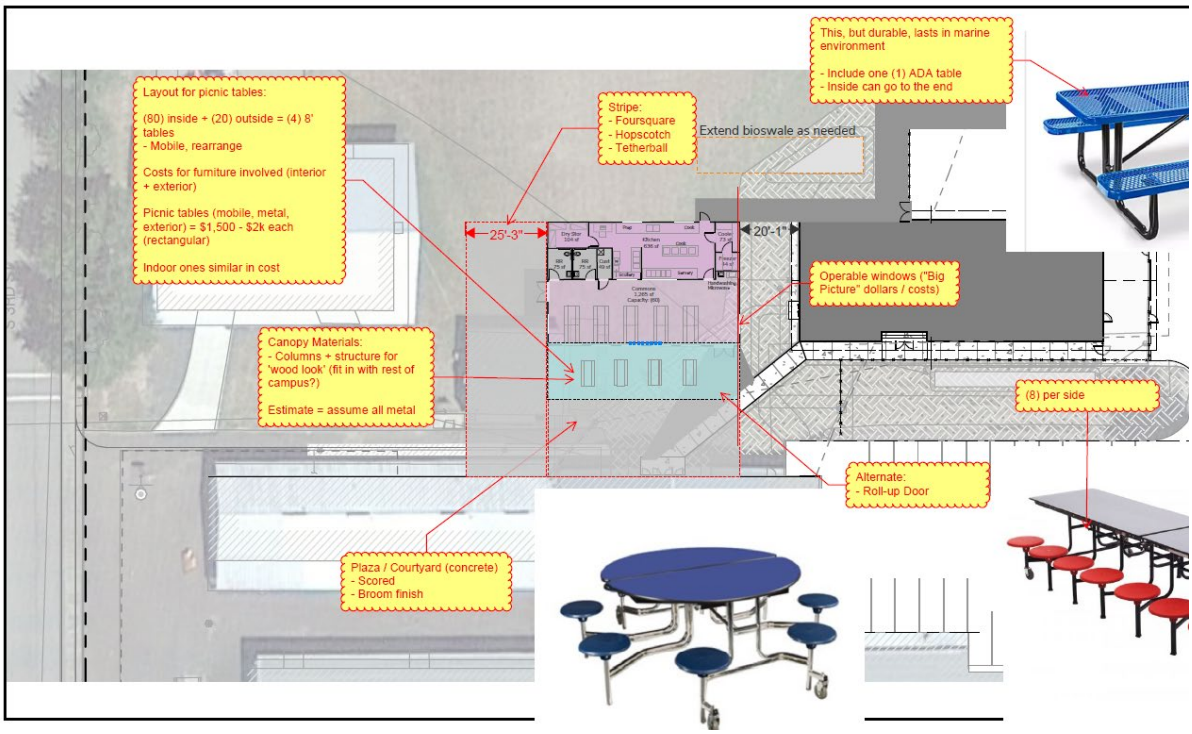

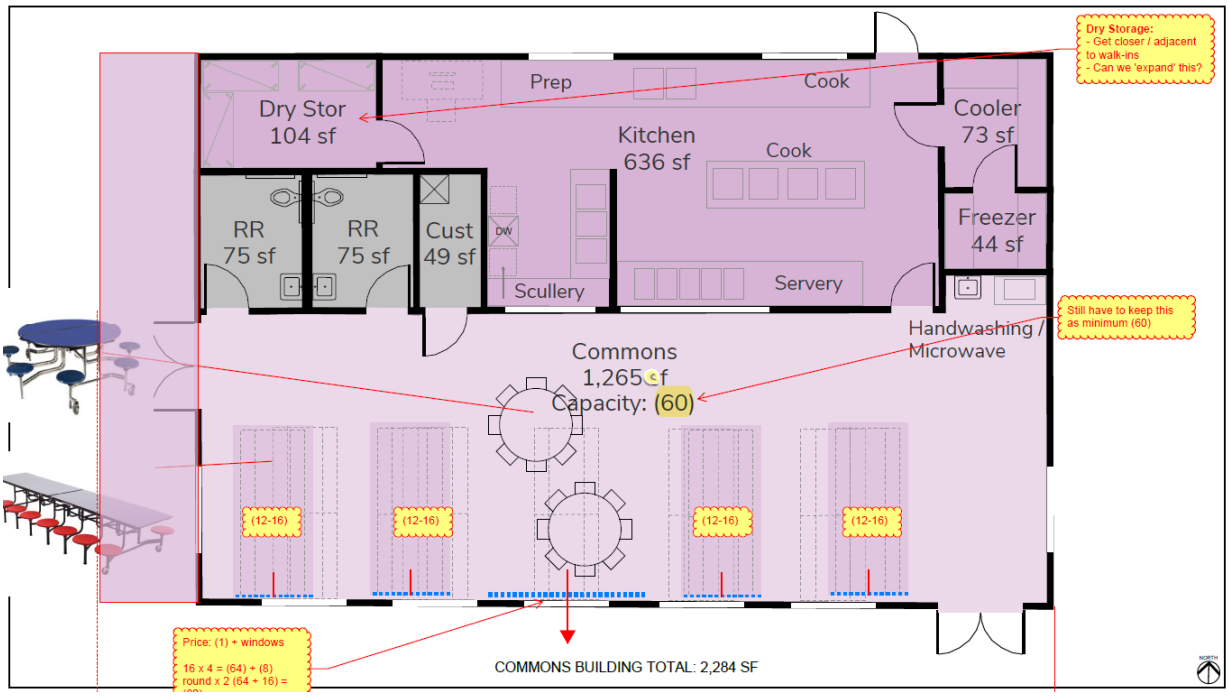

COMMUNICATIONS

IMS Monthly Reports are being provided to the School Board.

An Open House for the new CTE building was held on October 2nd.



Alsea School Bond Project Budget Summary - Updated October 2, 2024

Income

	Original Budget	Current Budget	Actual Income To-Date	Notes
Bond Sale	$ 2,100,000.00	$ 2,289,477.00	$ 2,289,477.00	Bond value $2.1M plus premium of $189,477
Bond Fund Interest		$ 141,453.84	$ 141,453.84	Interest on bond proceeds updated 10/1/24; budget value matched to actual
OSCIM Grant	$ 2,100,000.00	$ 2,100,000.00	$ 1,771,513.20	Income value updated 10/2/24
ESSER Funds	$ -	$ 235,117.92	$ 235,117.92	ESSER II $68,251.41 (spent 9/23) and ESSER III $166,866.51 (spend by 9/24) after "unfinished learning" deductions. Updated 10/2/24
Totals	**$ 4,200,000.00**	**$ 4,766,048.76**	**$ 4,437,561.96**	

Expenses

	Original Budget	Current Budget	Committed Costs	Paid To-Date	Notes
Construction Cost		$ 4,037,091.62	$ 4,037,091.62	$ 3,867,524.16	Costs for construction contractors.
Design Fees		$ 363,684.06	$ 363,684.06	$ 340,921.13	Fees for architect, engineers, geotech, survey & haz material study.
Consultant Fees		$ 51,356.19	$ 51,356.19	$ 38,516.19	Fees for soil testing, special inspections, commissioning & misc consulting.
Project Management		$ 62,000.00	$ 62,000.00	$ 62,000.00	IMS not-to-exceed fee.
Permits & Fees		$ 29,366.70	$ 29,366.70	$ 29,366.70	Permit & site plan fees.
Furnishings		$ 9,752.00	$ 9,752.00	$ 9,752.00	Furnishings, equipment, computers, etc. are either in possession or being funded separately.
Other Project Costs		$ 138,677.70	$ 138,677.70	$ 138,677.70	Attorney, bank fees, insurance, advertising and other miscellaneous project costs. Reconciled with District's financial report 7/14/24.
Owner's Contingency		$ 74,120.49	NA	NA	For unforeseen costs based on available funds after committed values.
Totals	**$ -**	**$ 4,766,048.76**	**$ 4,691,928.27**	**$ 4,486,757.88**	

Alsea School Bond Project Expense Details

Committed Cost To-Date

Organization	ASD PO #	Construction	Design	Consultants	Project Mgmt	Permits & Fees	Furnishings	Other	Description
Ball Janik								$ 6,750.00	Bond attorney
Benton County						$ 19,716.11			Permits prior to CTE Building
Benton County						$ 9,650.59			CTE Building Permits
BMO								$ 1,820.00	Bond Use Permit
BOLI		$ 1,665.62							Fee for three CB GMPs
BOLI		$ 1,847.00							Fee for CTE Building
Cole Surveying	23240086			$ 2,852.77					Flood plane certifications required for Panel Room construction; added fence surveying for vocational building site plan
Consumers Power		$ 57,460.00							Utility fees & transformer; paid in full
CB Construction - Preconstruction		$ 24,760.48							General contractor - preconstruction and miscellaneous paid prior to 1/23
CB Construction - Restrooms		$ 233,517.00							General contractor - T&M for student restrooms; $4,040 deducted from contract 4/23 for work removed from scope in 2022
CB Construction - Panel Room	23240054	$ 326,490.38							General contractor - GMP executed 2/13/23; includes PCCO1 for sewer line to kitchen
CB Construction - VOC Building		$ 113,061.47							General contractor - value shown is for work completed in late 2022 for original design
CB Construction - Power Upgrade	23240052	$ 738,773.16							General contractor - GMP executed 2/13/23
CB Construction - HVAC Upgrade	23240053	$ 606,852.83							General contractor - GMP to be executed 3/9
CVE Technologies							$ 9,752.00		Cameras & sensors
DJC								$ 116.16	CTE Contractor Ad
Dunn Carney								$ 2,567.50	Attorney
FEI - Soil Testing	23240083			$ 1,164.00					Soil sample lab fees
FEI - Special Inspections	23240083			$ 2,189.54					Special inspections for Panel Room
FEI - CTE Spec Inspections	23240502			$ 4,182.00					Special inspections for CTE Building
Foundation Engineering	23240229			$ 6,537.82					Geotechnical engineering; most paid thru Straightline
HMK				$ 4,795.00					Misc. consulting prior to IMS
Hungerford Law Firm								$ 698.75	CB Contract Issues
IMS	23240085				$ 62,000.00			$ 969.93	Project management
Interface HVAC Cx	23240087			$ 19,285.06					Commissioning for HVAC
Interface Elect Cx	23240087			$ 10,000.00					Commissioning for Electrical Upgrade
Modular Building Rental		$ 780.42							March 2023 period paid direct by District
Renaissance Holdings		$ 2,027.00							Panel Room door repair - backcharge to CB Electrical
Roto-Rooter		$ 325.00							Sewer line locate
S&P Global								$ 12,250.00	Rating for bond sale
Salem Fire	23240495	$ 49,300.00							CTE Building fire alarm contractor
Soderstrom			$ 171,825.00						CTE Building Design
Straightline Architects	23240076		$ 191,859.06						Design - fees & expenses at 6.2% of $4M per Straightline 12/22 invoice; plus geotech and other consultants paid on behalf of District. Modified 10/23 to remove VOC CA from scope and deduct cost for electrical upgrade commissioning.
Todd Construction	23240503	$ 1,880,231.26							CTE Contractor
TAP Grant for Seismic				$ (25,000.00)					Pays for seismic grant assessments by ZCS
WHA Insurance								$ 5,200.00	CTE builder's risk insurance policy
WL Thomas				$ 350.00					Hazardous material testing
ZCS	23240146			$ 25,000.00					Seismic grant application
"Other Bond Issuance Costs'	23240068							$ 94,040.74	Bond costs
Other Costs from District								$ 14,264.62	From 7/14/24 fiancial report
Totals		$ 4,037,091.62	$ 363,684.06	$ 51,356.19	$ 62,000.00	$ 29,366.70	$ 9,752.00	$ 138,677.70	

Total Committed To-Date = $ 4,691,928.27

Alsea School Bond Project Expense Details

Paid To-Date

Organization		Construction	Design	Consultants	Project Mgmt	Permits & Fees	Furnishings	Other
Ball Janik								$ 6,750.00
Benton County						$ 19,716.11		
Benton County CTE						$ 9,650.59		
BMO								$ 1,820.00
BOLI		$ 3,512.62						
Cole Surveying				$ 2,852.77				
Consumers Power		$ 57,460.00						
CB Construction - Preconstruction		$ 24,760.48						
CB Construction - Restrooms		$ 233,517.00						
CB Construction - Panel Room		$ 326,490.38						
CB Construction - VOC Building		$ 113,061.47						
CB Construction - Power Upgrade		$ 708,571.78						
CB Construction - HVAC Upgrade		$ 573,470.18						
CVE Technologies							$ 9,752.00	
DJC								$ 116.16
Dunn Carney								$ 2,567.50
FEI - Soil Testing				$ 1,164.00				
FEI - Special Inspections				$ 2,189.54				
FEI - CTE Spec Inspections				$ 4,182.00				
Foundation Engineering				$ 6,537.82				
HMK				$ 4,795.00				
Hungerford Law Firm								$ 698.75
IMS					$ 62,000.00			$ 969.93
Interface HVAC Cx				$ 11,445.06				
Interface Elect Cx				$ 5,000.00				
Modular Building Rental		$ 780.42						
Renaissance Holdings		$ 2,027.00						
Roto-Rooter		$ 325.00						
S&P Global								$ 12,250.00
Salem Fire		$ 49,300.00						
Soderstrom			$ 149,062.07					
Straightline Architects			$ 191,859.06					
TAP Grant for Seismic				$ (21,500.00)				
Todd		$ 1,774,247.83						
WHA Insurance								$ 5,200.00
WL Thomas				$ 350.00				
ZCS				$ 21,500.00				
"Other Bond Issuance Costs"								$ 94,040.74
Other Costs from District								$ 14,264.62
Totals		$ 3,867,524.16	$ 340,921.13	$ 38,516.19	$ 62,000.00	$ 29,366.70	$ 9,752.00	$ 138,677.70

Total Actual Cost To-Date = $ 4,486,757.88

Alsea School Gym Seismic Project Budget Summary - Updated October 2, 2024

Income

	Original Budget	Current Budget	Actual Income To-Date	Notes
Seismic Grant	$ 2,480,000.00	$ 2,480,000.00		Grant awarded June 2024
Totals	**$ 2,480,000.00**	**$ 2,480,000.00**	**$ -**	

Expenses

	Original Budget	Current Budget	Committed Costs	Paid To-Date	Notes
Construction Cost	$ 1,800,000.00	$ 1,800,000.00	$ -	$ -	Costs for construction contractors
Design Fees	$ 300,000.00	$ 300,000.00	$ 295,260.00	$ 35,909.45	Fees for architect & engineer
Consultant Fees	$ 60,000.00	$ 60,000.00	$ 27,888.25	$ 23,455.64	Fees for geotech, matl testing and special inspections
Project Management	$ 111,600.00	$ 111,600.00	$ 111,600.00	$ 12,091.00	IMS not-to-exceed fee
Permits & Fees	$ 20,000.00	$ 20,000.00	$ -	$ -	Jurisdiction fees
Other Project Costs	$ 1,000.00	$ 1,000.00	$ 483.06	$ 483.06	Advertsing & other miscellaneous
Owner's Contingency	$ 187,400.00	$ 187,400.00	NA	NA	For unforeseen costs based on available funds
Totals	**$ 2,480,000.00**	**$ 2,480,000.00**	**$ 435,231.31**	**$ 71,939.15**	

Alsea School Gym Seismic Project Expense Details

Committed Cost To-Date

Organization	ASD PO #	Construction	Design	Consultants	Project Mgmt	Permits & Fees	Other	Description
Benton County								Permit fees
BOLI								State labor fees
Columbia Concrete				$ 6,250.00				Concrete & masonry cutouts for testing
Concrete GPR				$ 1,856.00				Scanning existing structure
Daily Journal of Commerce								Advertisements for CMGC Findings and RFP
Foundation Engineering	24250072			$ 7,350.00				Geotech survey
FEI				$ 3,148.10				Material testing
FEI								Special inspections
IMS Fee					$ 111,600.00			Project management
IMS-Paid Project Expenses							$ 483.06	
Soderstrom			$ 91,000.00					Architect
Renaissance LLC				$ 9,284.15				Structure cutouts for observation
ZCS			$ 204,260.00					Engineer
Totals		$ -	$ 295,260.00	$ 27,888.25	$ 111,600.00	$ -	$ 483.06	
		Total Committed To-Date =	**$ 435,231.31**					

Paid To-Date

Organization		Construction	Design	Consultants	Project Mgmt	Permits & Fees	Other
Benton County							
BOLI							
Columbia Concrete				$ 6,250.00			
Concrete GPR				$ 1,856.00			
Daily Journal of Commerce							
Foundation Engineering				$ 6,065.49			
FEI Material Testing							
FEI Special Inspections							
IMS Fee					$ 12,091.00		
IMS-Paid Project Expenses							$ 483.06
Soderstrom			$ 8,466.75				
Renaissance LLC				$ 9,284.15			
ZCS			$ 27,442.70				
Totals		$ -	$ 35,909.45	$ 23,455.64	$ 12,091.00	$ -	$ 483.06
		Total Actual Cost To-Date =	**$ 71,939.15**				

g. Enrollment

Grade Level	2024-2025 SY										2023-2024 SY									
	9/1	10/1	11/1	12/1	1/1	2/1	3/1	4/1	5/1	6/1	9/1	10/1	11/1	12/1	1/1	2/1	3/1	4/1	5/1	6/1
KG	13	14									19	18	18	16	16	16	17	17	16	16
1st	13	13									35	42	39	39	39	40	40	39	39	39
2nd	32	33									35	36	36	37	37	37	37	37	37	35
3rd	32	32									28	32	30	29	29	28	28	27	25	26
4th	24	24									24	25	26	25	25	25	24	24	24	24
5th	25	26									23	24	26	25	25	24	21	21	18	18
6th	17	17									13	13	12	12	12	12	13	13	15	15
7th	17	17									18	20	19	19	18	17	17	17	17	17
8th	15	15									13	13	13	13	13	13	13	13	13	12
9th	11	11									20	22	22	23	23	22	20	17	16	16
10th	16	13									12	12	12	12	12	12	12	12	11	11
11th	11	10									13	14	13	14	14	14	13	13	13	13
12th	11	11									13	11	10	10	10	10	10	8	8	8
Total ADM	237	236	0	0	0	0	0	0	0	0	266	282	276	274	273	270	265	258	252	250

2022-2023 SY									
9/1	10/1	11/1	12/1	1/1	2/1	3/1	4/1	5/1	6/1
58	62	60	61	60	56	55	53	50	49
56	66	64	66	64	60	60	58	54	53
42	41	41	45	43	38	36	35	32	30
43	50	54	53	51	46	46	46	45	44
37	41	47	47	47	43	42	40	39	39
29	32	36	36	36	29	29	26	24	23
35	45	49	49	46	43	37	34	34	33
44	59	59	61	59	56	56	52	48	41
41	51	53	52	50	44	42	42	41	39
14	14	13	13	12	12	12	12	13	12
17	16	16	16	16	15	15	14	14	13
21	21	21	22	20	20	20	19	17	17
25	24	22	22	21	20	20	15	14	14
462	522	535	543	525	482	470	446	425	407

h. Safety

Alsea School District
Safety Committee Meeting Agenda
September 25,2024 3:30 PM

Committee Members present: Sara Littlefield, Keenan Elbers, Mary O'Brien
Committee Members absent: Joe Harris

1. Staff Concerns
   a. Holly Olsen requests curtains for the new windows. Heat protection as well as covering in safety threats.
      - The committee agreed with this request. Lora Nickle will measure the windows and look into ordering for both Holly Olsen's and Miranda Treadway's classrooms.
   b. Erick Taylor has the concern of the ladder that is up on stage. There is a broken tree branch dangling from the tree in front of the school.
      - The ladder is temporarily placed there so that Keenan Elbers can get the King Fisher publications down for the library.
      - Keenan Elbers is aware of the broken branch. He is waiting for the leaves to fall off so that he can prune all of the trees in front of the school.

2. PACE
   a. 5% Discount checklist
      - Lora Nickle spoke about what is included on the checklist and how it saves the district money.
   b. Quarterly walk through, 1st – needs to be done
      - Keenan Elbers will do the first quarterly walk through.

3. Fire Drill
   a. Thursday, October 10th @ 1:45 PM

5. **New Business**

a. Division 22 Standards

OREGON
DEPARTMENT OF
EDUCATION

Division 22 Standards Assurances for the 2023-24 School Year

October 9, 2024

Krista Nieraeth, M.Ed.

Superintendent

Overview

What are the Division 22 Standards?



- All Oregon administrative rules (OARs) set out in Chapter 581, Division 22, Standards for Public Elementary and Secondary Schools.

  Example: 581 - 022 - 0102 Definitions
  Chp. Div. Rule Title

- The standards that the Oregon legislature or the State Board has determined must be met in order to be a standard school district.

- Compliance with these rules ensures a baseline level of service across the state.

Division 22 Rule Categories

Division 22 standards include over 50 rules.

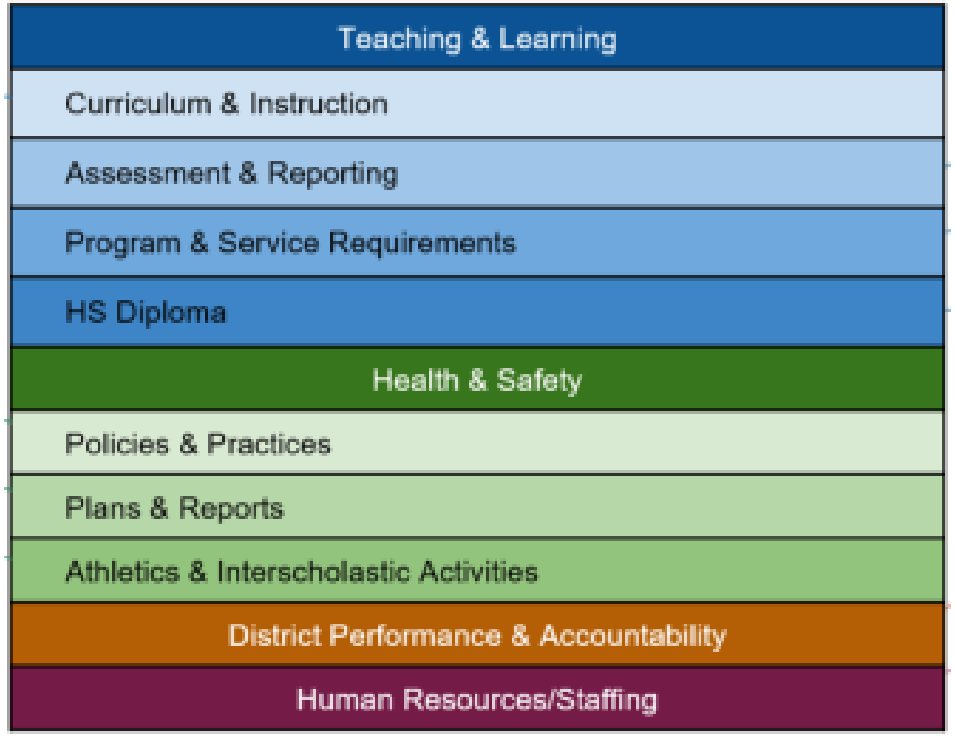

Snapshot: Division 22 Rules

Required Instructional Time

Human Sexuality Education

Comprehensive School Counseling

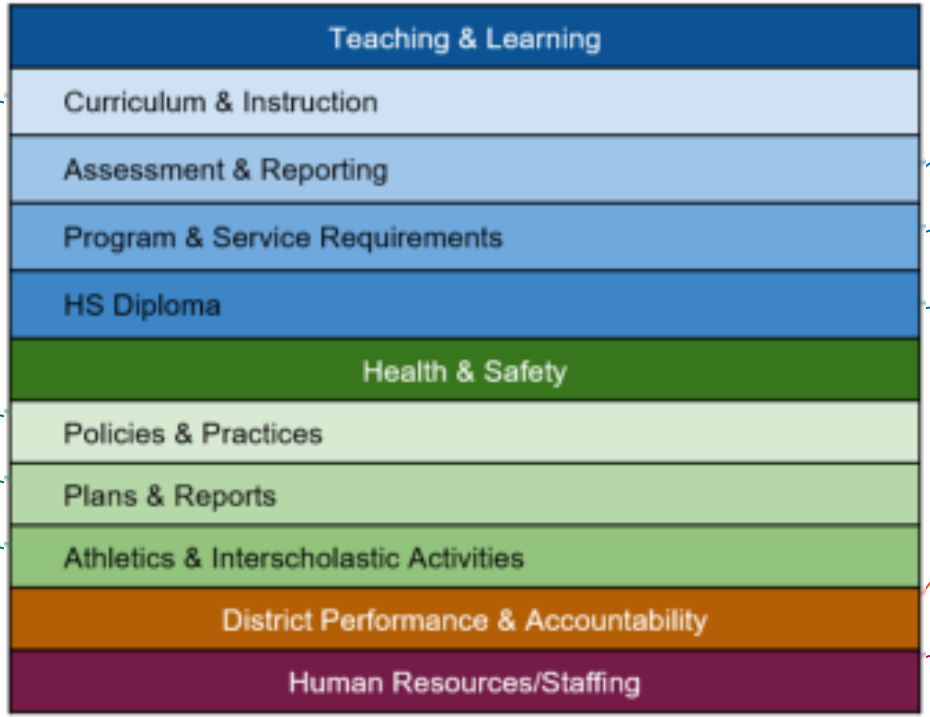

Every Student Belongs

Suicide Prevention Plan

Safety of School Sports-Concussions

Administration of State Assessments

Identification of TAG Students

Credit Options

Complaint Procedures

Fingerprint Based Background Checks

Teacher Training Related to Dyslexia

What are the requirements for each of the rules?

Consult the following resources for information:

Resource	Description
ODE's Rules at a Glance Summary	Provides a high level summary of each rule
Secretary of State's Oregon Administrative Rules Database	Consult the text of the OAR for all of the specific details
ODE's Division 22 Standards Newsletter	Biannual publication that highlights new/revised rules, clarifies existing rules; provides insights on how the standards intersect with current issues and trends in K-12 education, as well as resources and promising practices

What are the Division 22 Standards Assurances?

Combined Accountability Model

Districts report annually on compliance with each of the standards and include an explanation and corrective action plan for any rule with which the district is out of compliance.

Local Accountability

Districts must:

- report to their local school board by Nov 1
- make a report available on the district website by Nov 1



State Accountability

- Districts must submit assurances to ODE by Nov 15
- ODE reviews all submissions and follows up with districts that have self-reported as being out of compliance



Division 22 Standards & Assurances of Compliance "Our Why"

- Signals our commitment to providing a high-quality educational experience and equitable opportunities for all students.
- Division 22 standards articulate the floor of the education to be provided to students, not the ceiling.
- Assurances process offers an opportunity for districts not in compliance to reflect on areas in need of attention and receive technical assistance.



What happens if the district is out of compliance?



- ODE reviews the district's proposed corrective action plan and either approves or rejects it.
- If the plan is not approved as submitted, ODE contacts the district and provides technical assistance and support.
- Once the district has an approved plan in place, ODE specialists may continue to provide support, as needed.
- The corrective action must be complete by the beginning of the next school year.
- If a district fails to come back into compliance after an opportunity for corrective action, ODE may withhold a portion of the district's State School Fund monies.

Report for the 2023-24 School Year

Division 22 Waivers for 2023-24

- 581-022-2115(3) Assessment of Essential Skills:
  - **Essential Skills Graduation Requirements** are waived for students graduating through the end of the 2027-28 school year.
  - Note: Local Performance Assessment requirement in Section (2) remains in effect.
- OAR 581-022-2120 Essential Skill Assessments for English Language Learners
  - This related policy requirement has also been waived through the end of the 2027-28 SY.



New Rule in Effect for the 2023-24 SY

OAR 581-022-2515 Menstrual Dignity for Students

- Adopted by State Board of Education in October 2023
- This is the first time districts are reporting on compliance with this rule
- Requires free and accessible menstrual products (tampons and pads) in every school bathroom K-12, instructions on use of menstrual products within bathrooms, and Menstrual Health education in the classroom as part of the health and sexuality education program.



Rule Revision in Effect for the 2023-24 SY



OAR 581-022-2220 Health Services

- New requirements were adopted by the State Board of Education in June 2023.
- Requires school districts to develop, implement, and annually update a written, prevention-oriented health services plan for all students.

District Report on Compliance with Division 22 Standards

We are in compliance with all Division 22 Standards, including the Menstrual Dignity Act, and the Health Services. All policies required are updated, all plans have been submitted and are posted on the website.

Corrective Action Implemented

The district worked to become fully compliant for the Required PE minutes for K – 6. Last year, all grades received on average 120 minutes per week of PE.

Looking Ahead: Compliance for the 2024-25 SY

New/Revised Rules & Requirements



OAR 581-022-2030 District Curriculum

Beginning in 2024-25, districts must have:

- a planned K-12 instructional program for Social and Emotional Learning; and
- a planned 9-12 instructional program which includes the Personal Financial Education and Higher Education and Career Path Skills content standards.

OAR 581-022-2000 Diploma Requirements

- Credit requirements for students who were first enrolled in grade 9 during the 2023-24 school year or first enrolled in grade 9 in any subsequent school year include 0.5 credit in Personal Financial Education and 0.5 credit in Higher Education & Career Path Skills (SB 3 – 2023).

New/Revised Rules & Requirements



Modified Diploma, Extended Diploma, and Certificate of Attendance

Districts must annually provide parents information about diploma availability and requirements, and disclosure about certificates of attendance. On-site access to all courses is required for a diploma at all high schools.

OAR 581-022-2045 Substance Use Prevention and Intervention Plan

Requires a comprehensive plan for substance use prevention and intervention. Includes K-12 substance use prevention education that meets the Health Education Standards; **requires a minimum of 1 ODE Opioid Prevention Education lesson in grades 6, 7, and 8 and once in High School** (SB 238 – 2023).

Compliance for the 2024-25 SY

- The district has created a class called Junior Seminar (1st semester) and Personal Finance (2nd Semester) this year that all juniors will be required to take to meet the state requirement.
- The district is working to implement the diploma options requirement through updating board policy.
- The district is implementing WayFinder as the SEL curriculum K – 12. This will be done in classrooms in grade K – 6 and in health classes in grades 7 – 10 and in Personal Finance/Junior Seminar in grade 11.
- The district will be working with ODE to implement the requirement of Opioid Abuse Lessons in Grades 6, 7, 8 and HS within the health curriculum.



b. Transportation - Type 20 license

Alsea School District 7J
Board Recommendation Form

To:	The Board of Directors of Alsea School District
	Krista Nieraeth, Superintendent
Prepared By:	Keenan Elbers, Maintenance/Transportation Director
Date:	October 9, 2024

Background:
In the Spring of 2023, the board approved the salary scale for bus drivers and for sub bus driver/Type 10. The wage for a sub bus driver is step 1 of the salary scale, which is currently $25.50/hr. For a Type 10/Sub Driver, the wage is $16/hr.

This past year, the district is asking staff to obtain their Type 20 bus license, which requires a minimum 10 hours of class and behind the wheel training. The training for the license requires more than the training for Type 10, but not the same amount of training for a CDL. This license type is not reflected on the Alsea salary scale.

We are requesting that the board add a Type 20/Sub Driver wage of $20.75/hr. This wage is exactly in the middle of the wages for an employee who holds a CDL license and an employee who holds a Type 10 license.

Action Requested:
We would request that the board approve a wage of $20.75 for any sub driver who carries a Type 20 license.

Motion Requested:
“I motion to approve a Type 20 sub driver wage of $20.75 per hour.”

c. Family and Community Engagement Survey Results

Thematic Analysis of Parent responses to the community engagement survey from September of 2024 in Alsea School District.

For the first question of, “What are two things you like about your child's experience in Alsea School District?” Here are the responses analyzed into key themes based on patterns that emerge:

1. Small Class Sizes

- Small class size is repeatedly mentioned and appreciated by many respondents. It seems to foster a more personal learning experience.
    - Example responses:
        - "Small class sizes and the staff are warm and helpful."
        - "Small class size, positive environment."
        - "Small class sizes, ability to meet each student where they are at."

2. Caring and Supportive Staff

- Many respondents value the supportive, caring, and helpful nature of the staff.
    - Example responses:
        - "The teachers show concern and care for the students."
        - "Every staff member knows his name and cares about him."
        - "The staff are warm and helpful."

3. Close-Knit, Community Feel

- A sense of community or a family-like environment is important to the respondents.
    - Example responses:
        - "Community/family feel and real heart."
        - "I like the people and the small community."
        - "Small school size; familiarity across the entire school between staff and students."

4. Individual Attention for Students

- Due to the smaller size, students receive more individualized attention and personalized support.
    - Example responses:
        - "Ability to meet each student where they are at."
        - "Small school allows my child to know almost everyone at the school."

5. Positive, Nurturing Environment

- The nurturing and welcoming atmosphere at the school is highly appreciated.

    - Example responses:
        - "It has been wonderful watching my son overcome profound shyness in the nurturing and welcoming environment."
        - "Encouraging kids' attendance in such a fun way."

6. Art and Enrichment Opportunities

- A few responses mention specific programs such as art classes that enhance the child's experience.
    - Example response:
        - "The fact that she gets to go to art class."

7. Safety and Security

- A couple of respondents mention physical security measures like fencing as something they value.
    - Example responses:
        - "The security fencing."
        - "The security fence system."

8. Values and Patriotism

- Some respondents value the presence of patriotic symbols or values within the school.
    - Example response:
        - "American flags are present and the staff."

Summary

The two most common positive aspects mentioned about the Alsea School District are the **small class sizes** and the **caring, supportive staff**. Additionally, there is a strong appreciation for the close-knit community feel, individual attention to students, and the positive, nurturing environment provided by the school. Safety measures and specific enrichment activities like art class are also highlighted as key factors.

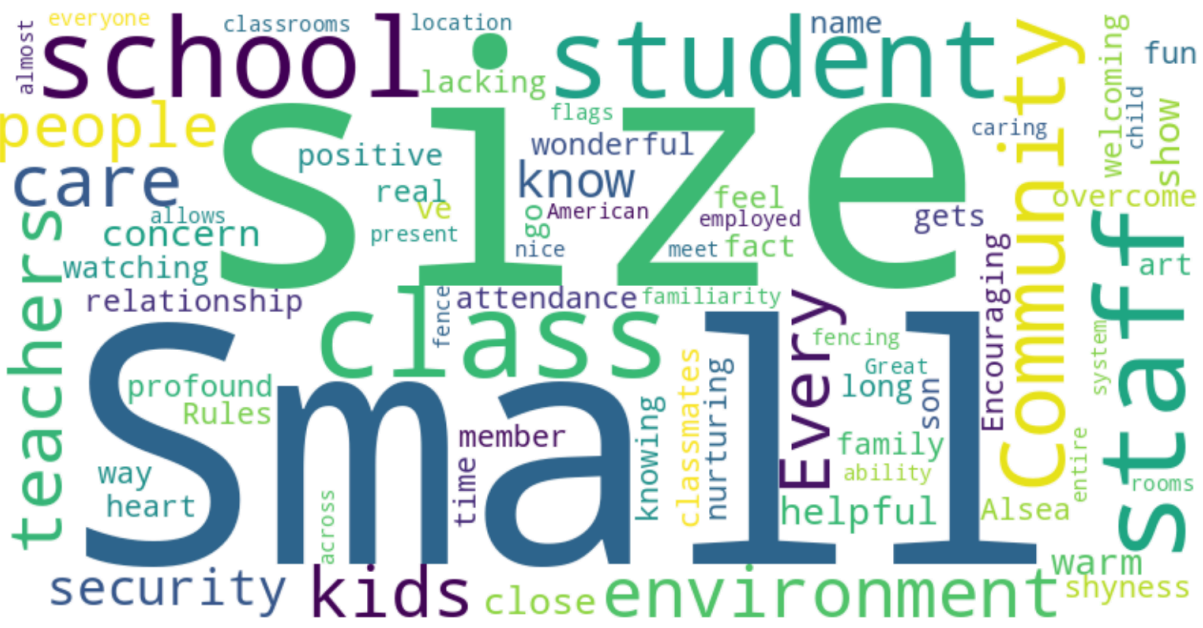

Here's a thematic analysis of the answers to the question about what would improve children's experience in the Alsea School District:

1. Enhanced Academic Opportunities

- Several respondents emphasize the need for more advanced academic offerings, higher educational standards, and additional educational programs.
    - Example responses:
        - "More advanced classes for students K-12 and educational experiences outside the classroom."
        - "Higher level of academic challenge rather than lowering the bar to get more kids to pass."
        - "Continue to offer more course offerings."
        - "Educational opportunities, reading programs."

2. Continuous improvement of district facilities.

- Many parents highlight the need for better facilities and more space for arts-related activities, including the expansion of the art room.
    - Example responses:
        - "A larger art room. Why can't the art room use the large shop next to it?"
        - "Make the art room bigger. My student loved the after-school pottery class."

        - Improvement and upgrades of existing facilities.

3. Community and Inclusivity

- A few responses focus on the need to restore the sense of community and belonging, suggesting that the school no longer feels as welcome.
    - Example responses:
        - "ASD used to make the community feel like part of the school family. That spirit seems gone."
        - "After school is taken up with sports. Additional options for exploring areas of interest within the school day."

4. Behavior and Discipline Concerns

- There are complaints about inconsistent enforcement of rules, particularly in discipline and behavior management.
    - Example responses:
        - "The discipline and listening to the students."
        - "All staff holding to expectations for students. It's frustrating when rules aren't upheld."
        - "Bus issues and same rules for all."

5. Consistency and Follow-Through

- Respondents also call for more consistency in rule enforcement and follow-through from the administration and staff.
    - Example responses:
        - "FOLLOW THROUGH!!! CONSISTENCY."
        - "All staff holding to expectations for students."

6. Support for Students with diverse needs.

- There is a desire for more academic support for students, particularly in reading and other resource-related services.
    - Example responses:
        - Continued communication around the school district's continuum of support options for academic skills.
        - "Continue to strive to be a destination school rather than a dumping ground for students struggling in other districts."

7. Improved Extracurricular and Sports Opportunities

- Parents would like to see more sports and extracurricular activities, particularly for younger students, as well as more opportunities beyond just athletics.

    - Example responses:
        - "More sport opportunities for the younger kids."
        - "Additional options for exploring areas of interest within the school day."

8. Improved Facilities and Logistics

- Respondents mention logistical and facilities-based improvements such as better food, bus system accommodations for long commutes.

  Example responses:

    - "Being able to eat a snack on the bus or before the long bus ride."
    - "The food."

9. No Suggestions or Issues

- A few respondents felt that there was no need for improvement at the moment.
    - Example responses:
        - "Nothing at this point."
        - "None that I can think of now."

Summary

The most prominent suggestions for improvement in the Alsea School District revolve around **enhancing academic opportunities**, **continuous improvement of district facilities**, and **restoring a sense of community and consistent discipline**. Parents also emphasize the importance of **following through on rules**, offering **more support for struggling students**, and providing a greater variety of **extracurricular activities**. Improvements in **facilities** and addressing logistical concerns like bus rides and food also feature in the feedback.

Here is the thematic analysis of responses to the optional question, “Is there any other information you would like to share that you did not get a chance to?”:

1. Positive Feedback about Teachers

- Respondents express satisfaction with the quality of teachers, reflecting gratitude for their child's educational experience.
    - Example response:
        - "She has had great teachers!"

2. Perception of Programs for Special Services

- One respondent acknowledges the effectiveness of programs for students who require extra services, though they note that their own children do not use these services.
    - Example response:
        - "I feel like the school has a lot of good programs for those that need them."

3. Transportation and Bus Communication Issues

- A specific concern was raised regarding communication about which bus (big or small) would be used for student drop-offs, impacting where the guardian needs to be for pickup.
    - Example response:
        - "How will I know when they will be on the big bus versus the little bus to know which end to be at?"

4. No Additional Information

- Some respondents felt they had no further information to share.
    - Example response:
        - "No."

Summary

The feedback highlights **positive experiences with teachers** and appreciation for the **supportive programs** for students requiring extra services. However, there is an **individual logistical concern** around bus communication for student drop-offs. Some respondents felt there was no additional information to provide.

To analyze the survey results for the question "How well does your child's school provide information that is easy to understand?" (on a scale of 1 to 5, with 1 being the lowest and 5 being the highest), we can assess the data based on the distribution of responses, the average rating, and patterns in the feedback.

1. Distribution of Ratings

- **Ratings of 3 (Neutral):** 2 responses (10.5%)
- **Ratings of 4 (Above Average):** 10 responses (52.6%)
- **Ratings of 5 (Highest):** 5 responses (26.3%)
- **Ratings of 2 (Below Average):** 1 response (5.3%)

- **Ratings of 1 (Lowest):** 0 responses (0%)

2. Average Rating

The average rating can be calculated as ≈4.17

3. Key Observations

- **Majority Rate the School Highly (4 or 5):** Most of the responses (83%) rate the school 4 or 5, indicating that parents generally find the information provided by the school easy to understand.
- **Neutral or Moderate Responses (3):** There are 2 responses rating the school a 3, suggesting that some parents feel the school's communication is adequate but could be improved.
- **Few Negative Responses (2):** Only 1 parent gave a rating of 2, indicating dissatisfaction with the clarity of communication, but no one rated the school as a 1, implying that no parent found it extremely poor.

4. Summary

The average rating of **4.17** suggests that overall, parents feel the school does a good job of providing information in an understandable way, with the majority rating it as above average or excellent. There is, however, a small portion of respondents who believe there is room for improvement, particularly those giving a rating of 3 or below (15.8% of responses). The school could focus on refining communication for the minority who are less satisfied, potentially enhancing the clarity and accessibility of information for all parents.

Here’s a thematic analysis of responses to the question about desired workshops for the school to offer:

1. Academic Motivation

- The most frequently mentioned workshop theme is "Academic Motivation," which highlights parents' interest in understanding how to help their children stay motivated academically.

2. Math Skills

- Improving math skills is another prominent request, suggesting that parents are looking for strategies to support their children in this subject.

3. Reading Strategies

- Reading strategies were frequently mentioned as well, indicating parents' focus on helping their children improve literacy skills.

Here's the count of how often each workshop type was mentioned:

Workshop Types and Frequency of Mentions:

1. **Academic Motivation** – 14 mentions
2. **Math Skills** – 9 mentions
3. **Reading Strategies** – 8 mentions
4. **Improving Science Skills** – 3 mentions
5. **Internet Safety** – 5 mentions
6. **Nutrition** – 4 mentions
7. **Career/Post-HS Readiness** – 3 mentions
8. **Speakers from Alsea community and Alsea alums** – 2 mentions
9. **Options after high school** – 1 mention
10. **Parenting Strategies** – 3 mentions

Summary

The most common requests for workshops revolve around **academic motivation**, **math skills**, and **reading strategies**, with additional interest in **science skills** and **internet safety**. Parents are also interested in workshops on **nutrition**, **career readiness**, and **parenting strategies**, along with hearing from **community speakers and alumni** about future opportunities. The emphasis on both academic support and life preparation reflects a desire for well-rounded workshops that address both educational and personal development aspects of the students' lives.

Here's a thematic analysis of responses to the question about how the school can help parents become more involved in school activities and programs:

1. Improved Communication

- The most common theme is the need for **better communication** between the school and parents about volunteer opportunities, events, and activities.
    - Example responses:

        - "Communication of needs and opportunities."
        - "More email, not just Facebook."
        - "Better communication for sports."
        - "Clear communication."
        - "I'm loving ParentVue and Remind!"

2. Volunteer Coordination

- Several respondents highlight the need for better **volunteer coordination**. They mention being willing to help but not receiving adequate information on how or where to contribute.
    - Example responses:
        - "I am signed up to volunteer but never hear anything about opportunities to help."
        - "Have a volunteer fair in the gym!"
        - "Do you have a volunteer coordinator? They should be maximizing volunteer and parental involvement."

3. Scheduling Flexibility

- **Timing of events** was a significant issue for many respondents. They emphasized the need to schedule activities in ways that accommodate parents' work schedules and travel distances.
    - Example responses:
        - "Scheduling activities and programs with enough time for families to attend after work."
        - "We live by Waldport, so it's hard for us to be involved because by the time I get off work, it's too late for any activities."
        - "5:30 events are hard for me to get to on time working in Corvallis."

4. Parent-Teacher Organizations (PTO/PTA)

- A few respondents suggested starting or strengthening a **Parent-Teacher Organization (PTO)** or **Parent-Teacher Association (PTA)** as a way to facilitate parental involvement.
    - Example response:
        - "Help start a PTO or PTA."

5. Engaging and Varied Activities

- Some respondents mentioned the need to make activities more **engaging and varied** to attract more parents and increase participation.
    - Example response:
        - "Make them more engaging and varied."

6. Positive Feedback on Current Efforts

- A few parents expressed satisfaction with the school's current efforts to involve parents.
    - Example responses:
        - "I think they do a good job already."
        - "I think this is already done."

7. No Suggestions

- Some respondents felt they didn't have any suggestions or couldn't think of any additional ways to get parents more involved.
    - Example responses:
        - "Can't think of any right now."
        - "None that I can think of."

Summary

The primary themes from the feedback emphasize the need for **better communication** (especially about volunteer opportunities), **improved scheduling** to accommodate working parents, and possibly creating a **PTO or PTA**. There is also a desire for more **engaging and varied activities**. Some parents appreciate current efforts, while others feel that communication and volunteer coordination are lacking, preventing greater involvement.



Alsea School District Community Engagement

October 9th, 2024

Analysis of Parent responses to the community engagement survey from September of 2024 in Alsea School District

Perspectives from an outside expert not included from the parent survey results:

-Alsea SD had an exceptionally high turnout for parents attending parent night event.

-No parent/guardian was required to give input, we only heard from parents or guardians who wished to share.

-Your families shared stories of powerful and trusting relationships with school staff directly with me that are not included in the report document.

-Having a delicious meal available to all was an incredible positive touch to fostering a welcoming event.

-This document is intended to be integrated with other data and feedback sources to look for common trends.

What makes Alsea School District Special?

-Communication: Average Rating: 4.17 out of 5. 83% of responses rated the communication as 4 or 5.

- Small Class Sizes: Personalized learning and individual attention.

- Caring and Supportive Staff: Warm and helpful staff with strong connections to students.

-Close-Knit Community: Family-like environment with familiarity between staff and students.

- Positive, Nurturing Environment: Encouraging atmosphere that supports student growth.

-Enrichment Opportunities that are Engaging: Availability of programs like art classes, CTE courses, quality instruction practices in core courses.

-Safety and Security: Parents appreciate security measures like fencing.

What areas could Alsea SD consider exploring?

-Continuous improvement of facilities, space and logistics

-Continued investment in Parent & Family participation: Parents, guardians, and families love to be involved in your school district.

- Consider ways to ensure school rules and discipline are understood and applied equitably.

- Although communication is a strong point from parent surveys, there is a desire for a continuous commitment to quality and multi-formats of communication.

-Continued communication around the school district's continuum of support options for academic skills.

-When possible - continue to enhance academic and enrichment opportunities for various interests.

What next?

It is already happening…

- Look for trends for what was shared in this survey alongside your other data and feedback sources.
- Look for connections between them.
- Continue the work of taking good feedback in quality actions by the district team.
- Re-engage with families to let them know you listened, the changes made, and listen to them in the future.

Thank you!

Alex Nalivaiko

Linn Benton Lincoln Education Service District

Student Success Integration Liaison

Alex.Nalivaiko@lblesd.k12.or.us



d. Schedule Work Session - KL and KL - AR Policy
e. Superintendent Goals
6. **Old Business**
a. Student Representative to Board

Alsea School District 7J
Board Recommendation Form

To:	The Board of Directors of Alsea School District
Prepared By:	Jamie Olsen, Board Member
Date:	October 6, 2024

Background: Student representation on the board – I was asked to do some research on other districts in our state and how they utilize student reps. What I found was very different from district to district. Some reps were student elected, some were board chosen, some had terms, while some rotated quarterly. I also found in my research that this is a very common thing in the state of Washington and there is an entire network established through their Washington State School Directors' Association. My takeaway from this research is that each Board and District were able to design what this looked like for THEIR district to fit THEIR needs and goals.

Action Requested: I believe that we as a board should not turn away any of the 6 students that applied. I believe that we should schedule work sessions to educate the students on the role and function of the board and collaborate with the students under the guidance and direction of Vincent Adams with OSBA. I think we should work with these students to design what our student representative role will look like and how it will function. Once decided I think we should adopt a policy to support the role and function. As we go into our mission and goal setting, we will have the most important voice at our table truly lining us up to be working for and supporting every student.

I believe that this could also lead to discussions and hopefully future reinstatement of student government in our district.

Motion Requested: I motion to accept the 6 student applications and schedule work sessions with the students and OSBA to establish the position and policy of Student Representative on the Alsea School Board of Directors.

7. **First Reading *(Shaded words are new/strikethroughs are deleted)**
8. **Second Reading**
9. **Board Comments**
10. **Future Agenda Items**
11. **Key Dates**

    Teacher Inservice Day, October 11
    Homecoming Week, October 14-18
    Grading Day, November 1
    Parent/Teacher Conferences, November 6-7
    OSBA Annual Convention, November 7-9
    Resource & Wellness Fair, November 7
    Veterans Day - No School, November 11
    Regular School Board Meeting, November 12
12. **Adjournment**