Alsea School Board Meeting

Tuesday, August 13, 2024 6:00 PM
Alsea School Library, 301 S 3rd St, Alsea, OR 97324

1. **Call to Order**
   a. Flag Salute
   b. Approval of Agenda
2. **Consent Agenda**
   a. Approval of Minutes - July 23, 2024

Alsea School Board Meeting
Tuesday, July 23, 2024
7:00 PM
Virtual Meeting Only

Alsea School District 7J
301 South 3rd Street
Alsea, OR 97324
541.487.4305

Board Members present online: Risteen Follett, Soren Rounds, Deb Lindberg, Jamie Olsen, Russ Ceperich

Staff Members present online: Krista Nieraeth, Don Staehely, Nathan Roberts, Lora Nickle

Patrons present online: Chris Giggy, Nancy Giggy

1. **Call to Order – 7:10 PM**
   a. Flag Salute
   b. Approval of Agenda
   Risteen Follett approved the agenda with the following amendment: add item under New Business to discuss the New Kitchen design.
2. **Consent Agenda**
   a. Approval of Minutes -
   June 20, 2024, Budget Hearing minutes
   June 20, 2024, Regular Board Meeting minutes
   July 10, 2024, CG/MC Hearing minutes
   b. Approval of Hires:
   Joe Harris, Vice-Principal / Athletic Director
   c. Surplus List

   Russ Ceperich motioned to approve the Consent Agenda as presented. Deb Lindberg seconded. No Board discussion. Motion carried 5-0.
3. **Patron Comments:**
   None
4. **Reports**
   a. Superintendent Report
   Ms. Nieraeth presented. Documents found online. The Board did not have any questions.
   b. Financial Report
   Mr. Staehely presented. Documents found online. The Board did not have any questions.
   c. Bond
   Chris and Nancy Giggy presented. Documents found online. The Board did not have any questions.
5. **New Business**
   a. 2024-2025 Board Elections for Chair and Vice Chair

   Nominated for Chair:

   Deb Lindberg nominated Soren Rounds. Soren Rounds said that he accepts the nomination but would prefer to wait another year if possible. Risteen Follett nominated herself to serve for one more year. Deb Lindberg motioned to nominate Soren Rounds as the Board Chair. Russ Ceperich seconded the motion. The Board discussed it at length. Motion died 2-2. Soren Rounds abstained. Jamie Olsen made a motion to nominate Risteen Follett with

mentoring Soren Rounds as Vice Chair for potential Chair position next year. Risteen Follett seconded. The Board discussed it at length. Jamie Olsen amended her motion to nominate Risteen Follett as Chair. Risteen Follett seconded. Motion 5-0.

Nominated for Vice Chair

Jamie Olsen nominated Soren Rounds as Vice Chair. The Board discussed. Deb Lindberg motioned to nominate Soren Rounds as Vice Chair. Russ Ceperich seconded. Motion carried 5-0.

b. 2024-2025 Regluar Board Meeting Schedule

Deb Lindberg motioned to move the meeting dates to the second Tuesday or Wednesday at 7:00. Soren Rounds seconded. The Board discussed it at length. Risteen Follett summarized the dates and times discussed by the Board. Deb Lindberg amended her motion to move the School Board meetings to the second Tuesday of the month at 6:00 PM. Jamie Olsen seconded. The board had no further comments. Motion carried 5-0.

c. 2024-2025 Annual Organizational Resolution

Jamie Olsen motioned to approve the Annual Organizational Resolution with the amendment of the Board meeting dates to the second Tuesday of month at 6:00 PM. Deb Lindberg seconded. The board did not have any questions. Motion carried 5-0.

d. New Kitchen design

Ms. Nieraeth and Chris Giggy presented the two current options for the New Kitchen design which included the benefits and challenges of both options. The Board preferred the stand-alone kitchen design. Ms. Nieraeth asked the Board if two members could volunteer to attend the planning meetings. Deb Lindberg volunteered if the times can be after 3:00 PM. Russ Ceperich volunteered to be an alternate as needed. Soren Rounds volunteered to attend the meetings. Chris Giggy will talk to the architects go get some dates and times of availability. Ms. Nickle will communicate that information to the Board.

6. **Old Business**
7. **First Reading *(Shaded words are new/strikethroughs are deleted)**
8. **Second Reading**
9. **Board Comments**

Deb Lindberg thanked the Board for all their support for the past few months and reaching out that they have done. Russ Ceperich thanked Chris and Nancy Giggy for all of the work they have done and keeping the Board informed.

10. **Future Agenda Items**
11. **Key Dates**

August 9-11, 2024 OSBA Summer Conference, Salem OR

August 13, 2024 Regular School Board meeting at 6:00 PM

12. Adjournment – 8:45 PM

b. Surplus

August 2024 Surplus List

Football jerseys

1 Book shelf

1 Teacher desk

1 AC unit

2 office chairs

3 cabinets

20 folding chairs

1 couch and ottoman

2 Marimba instruments

1 Card table

1 Household rug

1 Wooden file cabinet

7 Fabric Office Chairs

Go Math Curriculum Consumables – K – 5

3 Floor Lamps

3. **Patron Comments:**

The Alsea School Board of Directors values the opinions and input of students, staff, parents, and community members. Although board meetings are held in public, they are not meetings of the public. Please keep your comments to 3 minutes or less. If you intend to speak to the board this evening, you will need to fill out one of the blue comment cards and hand it to the Board Secretary, Lora Nickle. Public comments may also be made via Zoom. If you intend to speak via Zoom, please put your name in the comments so that the board chair can call on you. Before you begin your comments, please state your name and if you are speaking for an organization, please state that organization. For more information about public comments at a board meeting, please see Alsea School District Policy BDDH.

4. **Reports**

a. Superintendent Report

Alsea School District

August 2024 Board Meeting Board Report

Krista Nieraeth, Superintendent and Special Education Director

---

1. **Gym Floor**

   Our gym floor is fully refinished and ready to be used as of August 12th, 2024. I'm very excited to have been able to get this project done for our students and our community. Thank you to Phenom Flooring for designing and completing our floor! It will be an expectation that no street shoes will be on our floor for any class or during any activities.

2. **Summer Assessment Conference / COSA Workgroup**

   I attended the COSA Summer Assessment Conference in Eugene August 1 – 2. I attended sessions regarding Early Literacy, State Funding, Team Dynamics, and Early Indicators Systems. On July 31st, a COSA workgroup that I am a part of, the Student Services Group, met to discuss priorities that COSA and administrators would like to advocate for in the upcoming legislative sessions. We will be meeting throughout the fall to finalize priorities and start making plans on advocacy work.

3. **Grants**

   Allocations for State Grants (SIA, HSS, CSI/TSI, and EIIS) have been released and I am working with Don to create budgets for each of these grants. As predicted, all of our grants, which are based on ADMw, have decreased for this upcoming year. We lost approximately 43% of our allocation of SIA from last year to this year, approximately 25% of HSS of our allocation of HSS from last year to this year. Our CSI/TSI grants and the EIIS grants both were reduced as well. This is due to the decreasing ADMw for our district.

4. **Updated Website**

   Our updated website went live on Monday, August 5th. The old website was quite cumbersome and hard to find pertinent information. Lora and I work with Devon and Tim at LBLESD and discussed requirements of our website, as well as look, ease of use, and where information should go. Lora spent June and July reviewing our website, and networking with other districts on theirs. Thank you to Lora and Devon for their hard work in getting our website more effective and efficient. You can see the new layout at www.alsea.k12.or.us

5. **Facilities/Maintenance**

   The windows and doors in the kindergarten and 2nd grade classrooms have been completed installed and Keenan is working on the final touches. The custodial staff has continued to move rooms, do the annual cleaning of different parts of our building, including the outside, and is helping me go through the storage containers to decide which items can be used in school and which items can be surplused.

6. **District Inservice Calendar**

District Inservice Week will be August 19th – 22nd. Please see schedule below:

Monday, August 19 (Certified and Classified)

7:30am – 8am	Continental Breakfast on the stage
8:15am – 9:00am	District Welcome in the library
9:15am – 10:15am	Classified Staff Meeting in the Library
	Teachers work in the classrooms
10:30am – 12:30pm	7 - 12 certified staff and classified meeting in Catherine Ellis' room
12:30pm – 1:15pm	Lunch on your own
1:15pm – 2:15pm	New Staff Orientation in the DO
1:15pm – 4:00pm	Teachers work in the classrooms / on SafeSchools
	Classified work on SafeSchools / help in classrooms or around the school
1:15pm – 4:00pm	CPR / Medication Training with Betsy Brooks, RN, in the library, for those staff who need trained

Tuesday, August 20 (Certified and Classified)

7:30am – 8:00am	Continental Breakfast on the stage
8:00am – 8:45am	Teachers work in the classrooms / on SafeSchools
	Classified work on SafeSchools / help in classrooms or around the school
9:00am – 11:45am	All District CPI Training in Library with LBLESD
12:00pm – 12:45pm	Lunch on your own
1:00pm – 2:00pm	Transportation Meeting with Keenan in Staff Room
1:00pm – 3:00pm	K – 6 certified staff and classified meeting in Holly Olsen's room
1:00pm – 4:00pm	Benefits Fair in the Library
	7 – 12 teachers work in the classrooms / on SafeSchools
	Classified work on SafeSchools / help in classrooms or around the school

Wednesday, August 21 (Certified and Classified)

7:30am – 8:15am	Breakfast on your own
8:30am – 10:00am	K – 6 + MS/HS PE/Health Teachers – Virtual Training *WayFinder* in your classrooms
8:30am – 12:00pm	Teachers work in classrooms or on SafeSchools
	Classified work on SafeSchools or help in classrooms or around the school
10:15am – 11:15am	Secretaries meeting with Krista and Joe in the library.
12:00pm – 1:15pm	District BBQ
1:30pm – 3:30pm	Staff Violent Incident Protocol Training in the Library
3:30pm – 4:00pm	Ice Cream Social

Thursday, August 22 – Certified Staff Work Day

7:30am – 4pm	Licensed Staff work in classrooms
	Treats in the staff room (ALL DAY)
10:00am – 11:30am	OPTIONAL ESD Synergy Refresher Training w/ Lora in the library. **PLEASE BRING YOUR LAPTOP**

Please feel free to join us at the district breakfasts, BBQ, or staff trainings. Please just let me know so that we can plan.

b. Financial Report

Financial Summary

The interim audit of the financial statements has been completed, which review internal controls and tests transactions to ensure procedures are followed. This review also determines the scope of the audit.

General Fund Resources

- State School Support – Final property taxes for July and August from both Benton and Lane County have yet to be received. Once these dollars are posted, an adjustment to the 23-24 financial statements is still required.
- 1510 - Earnings on investments – As shared last month funds in the Local Government Investment Pool (LGIP) are earning 5.2% compared to 1% last year at this time. The district earned $299,439 this fiscal year, and $88,276 in the Bond Fund (410)
- 1943 – Charter Fees – Represents service charges to WLA. The reduction compared to the budget is due to Kings Valley terminating the agreement with the district.
- No other changes in revenues

General Fund Expenditures

- No major changes in the expense accounts. All payrolls have been processed and invoices paid for the 23-24 fiscal year.
- 5200 – Food Service Transfer – The final transfer amount for food service was $66,650.52 and has been posted to the Food Service Program (299) .

Ending Fund Balance - Presently the balance projected is $6,689,735. The 24-25 Approved Budget includes a $6,700,000 beginning cash balance.

Special Revenue

- All grants have been invoiced for expenditures through June 30.
- No major changes.
- Included in the packet is a comparison of the 24-25 budget grant amounts compared to the awards the district has received to date. Included in the summary are the carryover dollars amounts for grants awarded in 23-24. The final date of expenditures is reflected on the summary with the majority on 9/30/24. Krista and I will go over these during the financial statement presentation.

Debt Service

- No change – the ending fund balance is projected at $26,000.

Capital Projects

- Interest has been recorded for the fiscal year. Expenditures reflected in the statements are for window replacements. The ending fund balance is projected at $ 282,454.

Bond 2021 and OSCIM Grant

- No change. Once the HVAC upgrade has been completed, the final OSCIM claim will be submitted to collect the remaining funds in this grant. The final date for the OSCIM grant is 12/31/24. The balance in the financial statements reflects revenues received, including projected OSCIM dollars, and actual expenditures. It does not reflect encumbrances that will occur after June 30, 2024.

GENERAL FUND
STATEMENT OF RESOURCES
FOR THE FISCAL YEAR 2023-24
As of June 30, 2024

LINE		SOURCE	BUDGET	Y-T-D 6/30/2024	PROJECTED	TOTAL 6/30/2024	BALANCE OVER/(UNDER)
		STATE SCHOOL SUPPORT FORMULA					
1	1111	CURRENT YEAR'S TAXES	**$ 499,000.00**	$ 505,988.17	-	**$ 505,988.17**	**$ 6,988.17**
2	1112	PRIOR YEAR'S TAXES	**1,000.00**	3,408.44		**3,408.44**	**2,408.44**
3	1114	OTHER TAXES	**-**	4.72	-	**4.72**	**4.72**
4	1190	INTEREST ON TAX COLLECTIONS	**800.00**	780.62		**780.62**	**(19.38)**
5	2101	COUNTY SCHOOL FUND	**2,500.00**	6,304.89		**6,304.89**	**3,804.89**
6	3103	COMMON SCHOOL FUND	**66,340.92**	51,630.96	-	**51,630.96**	**(14,709.96)**
7	3101	STATE SCHOOL SUPPORT FUND	**6,773,656.93**	6,400,179.30		**6,400,179.30**	**(373,477.63)**
8	4801	FEDERAL FOREST FEES	**-**	-	-	**-**	**-**
9		**TOTAL 2023-24 SSSF SOURCES (Line 1 - Line 8)**	**7,343,297.85**	**6,968,297.10**	**-**	**6,968,297.10**	**(375,000.75)**
		STATE SCHOOL SUPPORT FORMULA (Prior Yr Adjustments)					
10		STATE SCHOOL SUPPORT FUND 22-23		**339,440.93**		**339,440.93**	**339,440.93**
11		HIGH COST GRANT				**-**	**-**
12		**TOTAL SSSF PRIOR YR ADJ (Line 10 - Line 11)**	**-**	**339,440.93**	**-**	**339,440.93**	**339,440.93**
13		**TOTAL SSSF SOURCES (Line 9 + Line 12)**	**7,343,297.85**	**7,307,738.03**	**-**	**7,307,738.03**	**(35,559.82)**
		NON STATE SCHOOL SUPPORT FORMULA SOURCES					
		LOCAL SOURCES					
14	1510	EARNINGS ON INVESTMENTS	**25,000.00**	299,439.47	-	**299,439.47**	**274,439.47**
15	1710	ADMISSIONS - GATE FEES	**7,500.00**	5,245.71	-	**5,245.71**	**(2,254.29)**
16	1760	FUND RAISING	**-**	125.00	-	**125.00**	**125.00**
17	1910	RENTAL INCOME	**12,000.00**	3,600.00	-	**3,600.00**	**(8,400.00)**
18	1943	SERVICES PROVIDED CHARTER SCHOOLS	**88,505.00**	32,564.22	-	**32,564.22**	**(55,940.78)**
19	1960	RECOVER PRIOR YEAR'S EXPENDITURES	**-**	22,808.54	-	**22,808.54**	**22,808.54**
20	1920	DONATIONS	**6,000.00**	-	-	**-**	**(6,000.00)**
21	1980	FEES CHARGED OTHER GRANTS	**15,000.00**	-	-	**-**	**(15,000.00)**
22	1990	MISCELLANEOUS REVENUE	**24,800.00**	22,157.35		**22,157.35**	**(2,642.65)**
23		**TOTAL LOCAL SOURCES (Line 14 - Line 22)**	**178,805.00**	**385,940.29**	**-**	**385,940.29**	**207,135.29**
		OTHER SOURCES					
24	2102	REVENUE THROUGH ESD	**4,000.00**	7,647.06	-	**7,647.06**	**3,647.06**
25	2199	OTHER INTERMEDIATE SOURCES	**-**	4.23	-	**4.23**	**4.23**
26	3203	SPECIAL EDUCATION PROGRAMS	**8,000.00**	-	-	**-**	**(8,000.00)**
27	5300	INSURANCE REIMBURSEMENT	**5,000.00**	4,999.00	-	**4,999.00**	**(1.00)**
28	5400	BEGINNING CASH	**2,999,999.65**	4,390,473.33		**4,390,473.33**	**1,390,473.68**
29		**TOTAL OTHER SOURCES (Line 24 - Line 28)**	**3,016,999.65**	**4,403,123.62**	**-**	**4,403,123.62**	**1,386,123.97**
30		**TOTAL NON SSSF SOURCES (Line 23 + Line 29)**	**3,195,804.65**	**4,789,063.91**	**-**	**4,789,063.91**	**1,593,259.26**
31		**TOTAL RESOURCES (Line 13 + Line 30)**	**$ 10,539,102.50**	**$ 12,096,801.94**	**$ -**	**$ 12,096,801.94**	**$ 1,557,699.44**

GENERAL FUND
STATEMENT OF EXPENDITURES COMPARED TO BUDGET
FOR THE FISCAL YEAR 2023-24
As of June 30, 2024

		BUDGET	ACTUAL Y-T-D 6/30/2024	ENCUMBERED	TOTAL 6/30/2024	BALANCE FAVORABLE/ (UNFAVORABLE)	--%-- COMMITTED
INSTRUCTION							
1111	Elementary, K-5	$ 1,321,195.00	$ 1,064,752.66	$ -	$ 1,064,752.66	$ 256,442.34	
1113	Elementary Extra-curricular	3,000.00	3,714.29	-	3,714.29	(714.29)	
1121	Middle/Junior High Programs	518,950.00	245,731.52	-	245,731.52	273,218.48	
1122	Middle/Junior High School Extra-curricular	48,400.00	29,613.10	-	29,613.10	18,786.90	
1131	High School Programs	556,600.00	377,535.06	-	377,535.06	179,064.94	
1132	High School Extra-curricular	221,300.00	117,068.42	-	117,068.42	104,231.58	
1210	Programs for the Talented and Gifted	3,499.50	-	-	-	3,499.50	
1250	Less Restrictive Programs: Students w/ Disability	1,187,200.00	434,106.04	-	434,106.04	753,093.96	
1280	Alternative Education	21,000.00	-	-	-	21,000.00	
1291	English Second Language Programs	9,600.00	5,911.52	-	5,911.52	3,688.48	
	TOTAL INSTRUCTION	3,890,744.50	2,278,432.61	-	2,278,432.61	1,612,311.89	58.56%
SUPPORT SERVICES							
2114	Student Accounting Services	53,920.00	27,609.98	-	27,609.98	26,310.02	
2134	Nurse Services	12,000.00	7,856.28	-	7,856.28	4,143.72	
2142	Psychological Testing Services	35,000.00	50,200.00	-	50,200.00	(15,200.00)	
2152	Speech Pathology Services	161,360.00	68,660.60	-	68,660.60	92,699.40	
2160	Other Student Treatment Services	28,000.00	27,134.39	-	27,134.39	865.61	
2190	Service Direction, Student Support Services	34,050.00	37,768.16	-	37,768.16	(3,718.16)	
2210	Improvement of Instruction Services	-	4,787.64	-	4,787.64	(4,787.64)	
2222	Library/Media Center	1,250.00	-	-	-	1,250.00	
2230	Assessment and Testing	6,848.00	4,274.84	-	4,274.84	2,573.16	
2240	Instructional Staff Development	26,000.00	1,738.73	-	1,738.73	24,261.27	
2310	Board of Education Services	161,200.00	78,752.20	-	78,752.20	82,447.80	

GENERAL FUND
STATEMENT OF EXPENDITUES COMPARED TO BUDGET
FOR THE FISCAL YEAR 2023-24
As of June 30, 2024

			BUDGET	ACTUAL Y-T-D 6/30/2024	ENCUMBERED	TOTAL 6/30/2024	BALANCE FAVORABLE/ (UNFAVORABLE)	--%-- COMMITTED
2321		Office of the Superintendent Services	335,100.00	274,091.68	-	274,091.68	61,008.32	
2410		Office of the Principal Services	527,070.00	396,580.20	-	396,580.20	130,489.80	
2520		Fiscal Services	370,900.00	287,822.30	-	287,822.30	83,077.70	
2540		Operation and Maintenance of Plant Services	613,500.00	527,772.74	-	527,772.74	85,727.26	
2550		Student Transportation Services	1,645,150.00	864,499.46	-	864,499.46	780,650.54	
2660		Technology Services	92,400.00	116,703.98	-	116,703.98	(24,303.98)	
2700		Supplemental Retirement Program	-	6,751.92	-	6,751.92	(6,751.92)	
		TOTAL SUPPORT SERVICES	4,103,748.00	2,783,005.10	-	2,783,005.10	1,320,742.90	67.82%
OTHER REQUIREMENTS								
5110		Long-Term Debt Service	20,100.00	19,978.69	-	19,978.69	121.31	
5200		Transfers of Funds						
5200	790	Food Service	123,405.00	66,650.52		66,650.52	56,754.48	
5200	792	Bus Fund	259,000.00	259,000.00		259,000.00	-	
6110		Operating Contingency	120,000.00	-		-	120,000.00	
7000		Unappropriated Ending Fund Balance	2,022,105.00	-		-	2,022,105.00	
		TOTAL OTHER REQUIREMENTS	2,544,610.00	345,629.21	-	345,629.21	2,198,980.79	13.58%
		TOTAL EXPENDITURES	$ 10,539,102.50	$ 5,407,066.92	$ -	$ 5,407,066.92	$ 5,132,035.58	51.30%
PROJECTED ENDING FUND BALANCE			$ -			$ 6,689,735.02	$ 6,689,735.02	

SPECIAL REVENUE FUNDS

STATEMENT OF GRANTS AND OTHER SPECIAL REVENUE FUNDS

		5			REVENUE	EXPENDITURES	
#	Fund Title	End Date	Grant Amount	Beginning Cash	Y-T-D	Y-T-D	Balance
200	Donations			$ 3,353.63	$ 14,155.39	$ 14,376.07	$ 3,132.95
203	Title I-A	9/30/2023	10,477.16	-	10,477.16	10,477.16	
203	Title I-A	9/30/2024	49,679.00		38,881.67	38,881.67	
203	**Total Title I**		60,156.16		49,358.83	49,358.83	10,797.33
207	YTP	9/15/2024	38,493.70	-	33,520.73	33,520.73	4,972.97
208	E-Rate			-	28,529.71	2,174.83	26,354.88
210	IDEA Part B 611	9/30/2024	16,528.60	-	16,528.60	16,528.60	
210	IDEA Part B 611	9/30/2025	94,297.70		76,030.10	76,030.10	
210	**Total IDEA Part B 611**		110,826.30		92,558.70	92,558.70	18,267.60
216	IDEA Part B, Section 619 2021-22 ARP	9/30/2023	849.00		-	-	
	IDEA Part B, Section 619 PassThru 2022-23	9/30/2023	-		-	-	
	IDEA Part B, Section 619 PassThru 2022-23	9/30/2024	1,453.00		-	-	
216	**Total IDEA Part B 619**		2,302.00		-	-	2,302.00
220	Title II-A - Teacher Quality 23-24	9/30/2024	6,439.00	-	1,133.34	1,133.34	
	Title IV-A - Student Support and Academic Enrichment 23-24	9/30/2024	10,000.00			-	
220	**Title V- B REAP**		16,439.00		1,133.34	1,133.34	15,305.66
227	Early Literacy Grant	6/30/2024	91,682.01	-	91,682.01	91,682.01	-

SPECIAL REVENUE FUNDS

STATEMENT OF GRANTS AND OTHER SPECIAL REVENUE FUNDS

		5			REVENUE	EXPENDITURES	
#	Fund Title	End Date	Grant Amount	Beginning Cash	Y-T-D	Y-T-D	Balance
	ESSER						
230	ESSER II	9/30/2023	65,974.11	-	**65,974.11**	**65,974.11**	-
232	ESSER III	9/30/2024	172,510.72	-	**80,518.51**	**80,518.51**	**91,992.22**
	Total ESSER Grants		**238,484.83**		**146,492.62**	**146,492.62**	**91,992.22**
	Integrated Guidance						
226	Early Indicator Intervention	6/30/2024	$ 1,505.04	**$ -**	**$ 1,505.04**	**$ 1,505.04**	
248	Federal School Improvement Funds to CSI & TSI Schools 22-23	9/30/2024	85,011.15	-	**85,011.15**	**85,011.15**	
251	Student Investment Account	9/30/2024	894,970.05	-	**894,970.05**	**743,378.47**	**151,591.58**
252	High School Success M98	8/31/2025	116,492.52	-	**115,910.58**	**115,910.58**	**581.94**
	Total Integrated Guidance		**1,097,978.76**		**1,097,396.82**	**945,805.24**	**152,173.52**
257	Baseball/Softball Program		-	**3,706.92**	**-**	**-**	**3,706.92**
259	Student Activity Funds		-	-	**85,956.97**	**39,011.27**	**46,945.70**
263	Outdoor School	6/30/2024	11,628.19	-	**11,991.34**	**11,991.34**	-
265	Menstrual Dignity Act	6/30/2025	2,343.03	-	**2,343.03**	**2,343.03**	-
267	TAP Asbestos Assessment	12/31/2023	11,500.00	-	**11,500.00**	**11,500.00**	-
272	TAP Grant - Seismic		25,000.00	-	**11,000.00**	**11,000.00**	**14,000.00**
290	Bus Replacement Fund		-	**33,225.19**	**479,075.85**	**424,985.00**	**87,316.04**
299	Nutrition Services		-	-	**125,230.09**	**191,880.61**	-
126	CNP Equipment Grant	6/30/2024	3,064.88	-	**3,064.88**	**3,064.88**	-
125	Local Food for Schools (LFS) 23-24	8/31/2024	1,316.95	-	**-**	**-**	**1,316.95**
120	Farm to School	6/30/2025	3,500.00	-	**-**	**-**	**3,500.00**
299	**Total Nutrition Services**		**7,881.83**		**128,294.97**	**194,945.49**	**4,816.95**
	TOTAL			**40,285.74**	**2,284,990.31**	**2,072,878.50**	**482,084.74**

Alsea School District #7J
SPECIAL REVENUE - GRANT ALLOCATION COMPARISON

	DESCRIPTION	Actual 2022-23	Grant Amount 2023-24	Expended 2023-24	Adopted 2024-25	Carryover End Date	23-24 Carryover	24-25 Award	Total	Change
200	Donations	$ 4,512		$ 14,376	$ 59,200					
203	Title I-A	36,130	60,156	49,359	70,310	9/30/2024	10,797	50,857	61,654	(8,656)
205	Small Rural School Achievement (SRSA)	-		-	40,015			54,607	54,607	14,592
207	Pre-Employment Transition Program (formerly YTP)	29,103	38,494	33,521	45,000	9/15/2024	4,973	45,000	49,973	4,973
208	E-Rate Funds	-	28,530	2,175	40,000					
210	IDEA Part B 611	90,800	110,826	92,559	107,298	9/30/2025	18,268	60,352	78,620	(28,678)
216	IDEA Part B 619	-	2,302	-	2,581					
218	Athletic Programs	-		-	-					
220	Title V-B REAP	-	16,439	1,133	16,439	9/30/2024	15,306	18,217	33,523	17,084
221	Title II-A Teacher Quality	5,670		-	-					
226	Early Indicator Intervention	11,881	1,505	1,505	806			806	806	0
227	Early Literacy Grant	-	91,682	91,682	84,472		-			
230	LEA ESSER	2,277	65,974	65,974	-					
232	ESSER III	32,203	172,510	80,519	122,000	9/30/2024	91,991			
248	Federal School Improvement Funds (CSI & TSI)	-	85,011	85,011	51,291		-	51,291	51,291	(0)
251	Student Investment Account	755,504	894,970	743,378	513,638	9/30/2024	151,592	518,906	670,497	156,859
252	High School Success	158,913	116,492	115,911	116,492	8/31/2024	582	86,438	87,020	(29,472)
253	Vision Screening	-		-	500		-			
254	Summer Learning Grants	74,975		-	-		-			
257	Baseball/Softball Program	-		-	3,750					
258	Emergency Connectivity Fund	29,776		-	-					-
259	Student Activity Funds	20,202		39,011	89,500					
263	Forect Camp M99	10,885	11,000	11,991	11,000					-
264	Kindergarten Partner & Innovation	-		-	-					-
265	Menstrual Dignity Act	449		2,343	2,500					-
267	TAP Asbestos Assessment	-	11,500	11,500	-					-
268	HB4030 Educator Retention	124,922		-	-					
272	TAP Sesimic Grant	-	25,000	11,000	17,500					
290	Bus Replacement Fund	295,747		424,985	515,217					
291	WLA Summer Transportation	4,776	4,866	-	9,000					
299	Nutrition Services	244,937		194,945	274,881					
		$ 1,933,663	$ 1,737,257	$ 2,072,878	$ 2,193,390					

DEBT SERVICE
STATEMENT OF EXPENDITUES COMPARED TO BUDGET
FOR THE FISCAL YEAR 2023-24
As of June 30, 2024

			BUDGET	ACTUAL Y-T-D 6/30/2024	ENCUMBERED	TOTAL 6/30/2024	BALANCE FAVORABLE/ (UNFAVORABLE)	--%-- COMMITTED
RESOURCES								
1111		CURRENT YEAR'S TAXES	**$ 91,400.00**	$ 93,940.23		**93,940.23**	**2,540.23**	
1112		PRIOR YEAR'S TAXES	**500.00**	461.29		**461.29**	**(38.71)**	
1190		OTHER TAXES	**100.00**	(107.85)		**(107.85)**	**(207.85)**	
1510		INTEREST EARNINGS	**-**	549.66		**549.66**	**549.66**	
5400		BEGINNING FUND BALANCE	**18,000.00**	23,161.82		**23,161.82**	**5,161.82**	
		TOTAL INSTRUCTION	**110,000.00**	**118,005.15**	**-**	**118,005.15**	**8,005.15**	
EXPENDITURES								
5110		Long-Term Debt Service						
5110	610	Redemption of Principal	**30,000.00**	**30,000.00**	**-**	**30,000.00**	**-**	
5110	621	Regular Interest	**62,000.00**	**61,950.00**	**-**	**61,950.00**	**50.00**	
7000		Unappropriated Ending Fund Balance	**18,000.00**	**-**	**-**	**-**	**18,000.00**	
		TOTAL EXPENDITURES	**110,000.00**	**91,950.00**	**-**	**91,950.00**	**18,050.00**	**83.59%**
PROJECTED ENDING FUND BALANCE			**$ -**	**$ 26,055.15**	**$ -**	**$ 26,055.15**	**$ 26,055.15**	

CAPITAL PROJECTS (400)
STATEMENT OF EXPENDITUES COMPARED TO BUDGET
FOR THE FISCAL YEAR 2023-24
As of June 30, 2024

			ACTUAL Y-T-D		TOTAL	BALANCE FAVORABLE/	--%--
		BUDGET	6/30/2024	ENCUMBERED	6/30/2024	(UNFAVORABLE)	COMMITTED
RESOURCES							
1510	Interest Earnings	**$ -**	$ 13,804.97		**13,804.97**	**(13,804.97)**	
5200	Transfer from General Fund	**-**	-		**-**	**-**	
5400	Beginning Fund Balance	**274,747.25**	274,747.25		**274,747.25**	**-**	
	TOTAL INSTRUCTION	**274,747.25**	**288,552.22**	**-**	**288,552.22**	**(13,804.97)**	
EXPENDITURES							
4150	Building Improvement	**274,747.25**	**6,097.70**	**-**	**6,097.70**	**268,649.55**	
7000	Unappropriated Ending Fund Balance	**-**	**-**	**-**	**-**	**-**	
	TOTAL EXPENDITURES	**274,747.25**	**6,097.70**	**-**	**6,097.70**	**268,649.55**	**2.22%**
PROJECTED ENDING FUND BALANCE		**$ -**	**$ 282,454.52**	**$ -**	**$ 282,454.52**	**$ 282,454.52**	

BOND 2021 AND OSCIM GRANT (410)
STATEMENT OF EXPENDITUES COMPARED TO BUDGET
FOR THE FISCAL YEAR 2023-24
As of June 30, 2024

		BUDGET	ACTUAL Y-T-D 6/30/2024	ENCUMBERED	TOTAL 6/30/2024	BALANCE FAVORABLE/ (UNFAVORABLE)	--%-- COMMITTED
RESOURCES							
1510	Interest Earnings	**$ 33,639.41**	$ 88,275.66		**88,275.66**	**54,636.25**	
3299	State Grant	**2,100,000.00**	1,734,219.96	**365,780.04**	**2,100,000.00**	**-**	
5400	Beginning Fund Balance	**1,523,492.56**	1,538,492.56		**1,538,492.56**	**15,000.00**	
	TOTAL INSTRUCTION	**3,657,131.97**	**3,360,988.18**	**365,780.04**	**3,726,768.22**	**69,636.25**	
EXPENDITURES							
4150	Building Improvement	**3,657,131.97**	**2,166,832.27**	**-**	**2,166,832.27**	**1,490,299.70**	
7000	Unappropriated Ending Fund Balance	**-**	**-**	**-**	**-**	**-**	
	TOTAL EXPENDITURES	**3,657,131.97**	**2,166,832.27**	**-**	**2,166,832.27**	**1,490,299.70**	**59.25%**
PROJECTED ENDING FUND BALANCE		**$ -**	**$ 1,194,155.91**	**$ 365,780.04**	**$ 1,559,935.95**	**$ 1,559,935.95**	

c. Bond

Alsea School Bond Project Budget Summary - Updated August 7, 2024

Income

	Original Budget	Current Budget	Actual Income To-Date	Notes
Bond Sale	$ 2,100,000.00	$ 2,289,477.00	$ 2,289,477.00	Bond value $2.1M plus premium of $189,477
Bond Fund Interest		$ 152,425.78	$ 139,773.92	Interest on bond proceeds updated 7/8/24
OSCIM Grant	$ 2,100,000.00	$ 2,100,000.00	$ 1,734,219.96	Income value updated 6/5/24
ESSER Funds	$ -	$ 235,117.92	$ 98,059.99	ESSER II $68,251.41 (spent 9/23) and ESSER III $166,866.51 (spend by 9/24) after "unfinished learning" deductions. Updated 7/14/24
Totals	**$ 4,200,000.00**	**$ 4,777,020.70**	**$ 4,261,530.87**	

Expenses

	Original Budget	Current Budget	Committed Costs	Paid To-Date	Notes
Construction Cost		$ 4,009,205.09	$ 4,009,205.09	$ 3,189,971.96	Costs for construction contractors.
Design Fees		$ 363,684.06	$ 363,684.06	$ 333,495.88	Fees for architect, engineers, geotech, survey & haz material study.
Consultant Fees		$ 55,092.37	$ 55,092.37	$ 37,046.19	Fees for soil testing, special inspections, commissioning & misc consulting.
Project Management		$ 62,000.00	$ 62,000.00	$ 62,000.00	IMS not-to-exceed fee.
Permits & Fees		$ 29,166.70	$ 29,166.70	$ 29,166.70	Permit & site plan fees.
Furnishings		$ -	$ -	$ -	Furnishings, equipment, computers, etc. are either in possession or being funded separately.
Other Project Costs		$ 138,301.74	$ 138,301.74	$ 138,301.74	Attorney, bank fees, insurance, advertising and other miscellaneous project costs. Reconciled with District's financial report 7/14/24.
Owner's Contingency		$ 119,570.74	NA	NA	For unforeseen costs based on available funds after committed values.
Totals	**$ -**	**$ 4,777,020.70**	**$ 4,657,449.96**	**$ 3,789,982.47**	

Alsea School Gym Seismic Project Budget Summary - Updated August 7, 2024

Income

	Original Budget	Current Budget	Actual Income To-Date	Notes
Seismic Grant	$ 2,480,000.00	$ 2,480,000.00		Grant awarded June 2024
Totals	**$ 2,480,000.00**	**$ 2,480,000.00**	**$ -**	

Expenses

	Original Budget	Current Budget	Committed Costs	Paid To-Date	Notes
Construction Cost	$ 1,800,000.00	$ 1,800,000.00	$ -	$ -	Costs for construction contractors
Design Fees	$ 300,000.00	$ 300,000.00	$ 295,260.00	$ 662.41	Fees for architect & engineer
Consultant Fees	$ 60,000.00	$ 60,000.00	$ 9,206.00	$ -	Fees for geotech, matl testing and special inspections
Project Management	$ 111,600.00	$ 111,600.00	$ 111,600.00	$ 2,825.00	IMS not-to-exceed fee
Permits & Fees	$ 20,000.00	$ 20,000.00	$ -	$ -	Jurisdiction fees
Other Project Costs	$ 1,000.00	$ 1,000.00	$ 483.06	$ 483.06	Advertsing & other miscellaneous
Owner's Contingency	$ 187,400.00	$ 187,400.00	NA	NA	For unforeseen costs based on available funds
Totals	**$ 2,480,000.00**	**$ 2,480,000.00**	**$ 416,549.06**	**$ 3,970.47**	

Alsea School District Bond Projects
Construction Manager's Report

Report Date: 7 August 2024

GENERAL OVERVIEW

The CTE Building continues on-schedule for occupancy on Monday, August 19.

The Electrical Upgrade work will be finished next week. All areas of the school have power restored.

HVAC Upgrade systems have been completed. Startup and final testing is in progress. Our third-party commissioning agent will verify system function and quality beginning later this month.

Design continues for the Seismic Retrofit to the gym and adjacent office areas. Specialty consultants will be on site next week to perform tests on the affected walls. Design is scheduled for completion in February 2024. Proposals are due from interested contractors on August 13th. We hope to confirm the proposal review team at this month's School Board meeting.

A second seismic grant application for the High School classroom wing is in progress and will be submitted late this year for the next round of grants.

We initiated design planning meetings for a new kitchen building with the District and Soderstrom Architects. Concepts are being refined for the next meeting in early September.

PROJECT TEAM

No changes.

BUDGET

The updated budget summary and details for both the bond projects and the seismic retrofit project are attached. Comments are noted below along with notes about the kitchen project costs.

Bond Projects

The current program budget is $4.78 million including ESSER funds and the OSCIM grant. Bond interest is being added to the income budget as it's earned and a final projected interest value from the District is reflected in the Current Budget income value.

The "Current Budget" column in Expenses shows the projected costs matched to the Revenue budget. All budget elements have been included and there is $120k remaining

in Owner's Contingency for unforeseen costs, although ~$10k of this has been committed to pending change orders.

The "Committed Costs" column shows the value of work that has been contracted so far. There were no significant changes in the last month.

The "Paid to-Date" column shows the value of work that has been paid for. So far, $3.8 million has been spent on completed work. The project management fee from IMS does not include a donated value of $64k to-date.

Seismic Retrofit

The current project budget is $2.48 million from the seismic grant.

The "Current Budget" column in Expenses shows the projected costs for construction design, management and other associated elements. There is a projected value of $187k in Owner's Contingency for actual construction costs or unforeseen items.

The "Committed Costs" column shows the value of work that has been contracted so far. The design team is fully contracted as is project management. Geotech and material testing are being contracted as needed.

The "Paid to-Date" column shows the value of work that has been paid for. So far, $4k has been spent on completed work.

Kitchen Building

Soderstrom Architects was contracted for master planning and conceptual design for a new kitchen and commons building. A not-to-exceed fee of $12k has been authorized for this work.

SCHEDULE

Todd Construction's work is on-schedule with the primary milestones in their master schedule and they continue to show substantial completion for occupancy on Monday, August 19 with final punchwork completed before school starts. Primary construction elements are scheduled as follows:

- Final finishes and trim – completed August 14
- Final inspections and punchlist walk with architect – August 15
- Final cleaning – August 16
- Substantial completion for move-in – August 19

CB Construction's electrical contractor has completed installing new power feeders and priority areas of the school were reenergized in late July. Remaining areas are being completed this week with all finish work completed next week. Our 3rd party commissioning agent will inspect the installation to verify quality later this month.

CB Construction's HVAC contractor has completed the interior HVAC work and units were started up in late July. Our 3rd party commissioning agent will continue their inspections later this month when programming and pre-verification testing is completed.

PROJECT-SPECIFIC ACTIVITY

CTE Building

All exterior metal trim has been completed and fencing is nearing completion.





Final grading has been completed for hydroseeding.



Interior painting and wainscot installation are progressing.







Concrete floor polishing is in progress.



Overhead doors have been installed.



Gym Seismic Retrofit

Preliminary design has been completed and the schematic design kick-off meeting is Thursday, August 8th. The concept for structural reinforcement and roof replacement is summarized in the plan below. Geotech testing on the north side of the gym has been completed and we've scheduled concrete/masonry wall scanning for next week. Additional concrete and masonry core samples will be collected before school starts to verify existing material integrity as needed for a detailed design.

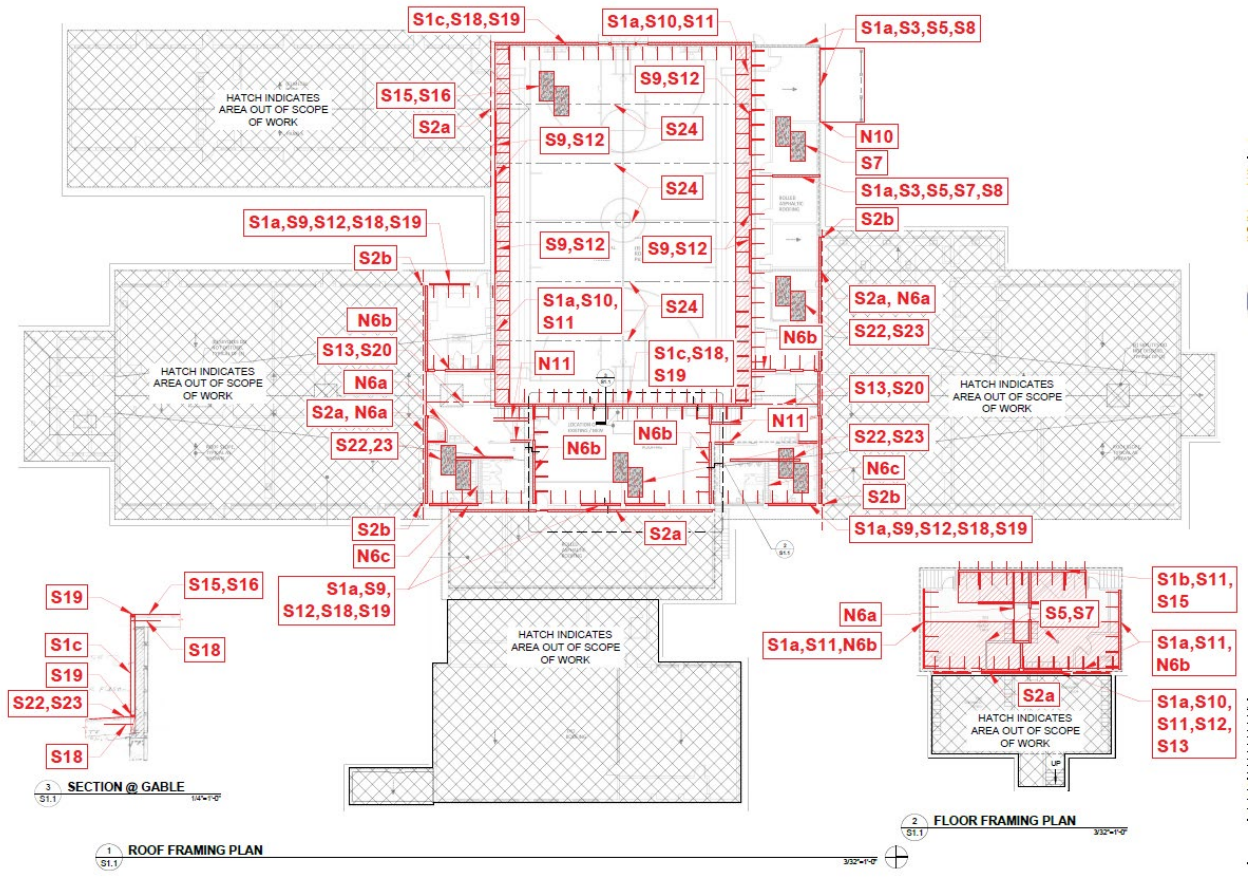

New Kitchen Building

A conceptual design meeting was held on Monday, August 5th with one Board member in attendance in addition to District leadership. Several concepts were reviewed with the preferred location and orientation shown below. The architect captured a number of notes for refining the conceptual design from the meeting discussion, not all of which are shown below. The idea of eliminating the commons area if needed for budget constraints was also discussed and is being considered. The next design meeting will be on September 4th.

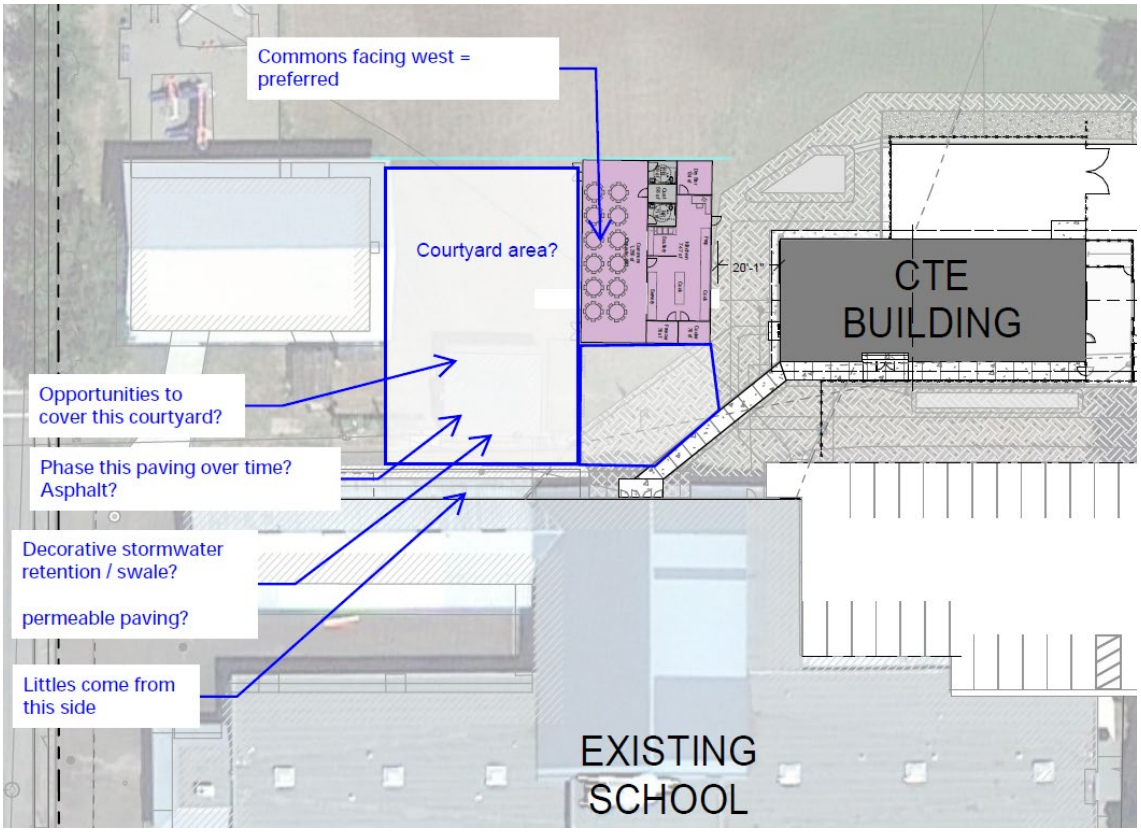

COMMUNICATIONS

IMS Monthly Reports are being provided to the School Board along with weekly updates.

5. **New Business**

a. Superintendent Evaluation Schedule

Superintendent Evaluation Planning Worksheet

Phase	Date	Activity	Completed
Pre-Evaluation Planning		Calendar evaluation dates	
		Establish superintendent goals	
		Approve evaluation standards & process (vote)	
Quarterly Check-ins		Fall check-in (October)	
		Winter check-in (December)	
		Superintendent self-evaluation (February)	
Gathering Information		Individual board member ratings submitted	
Compiling Results		Board compiles results and presents to Superintendent	
		Board & Superintendent meet to discuss results	
Conclusion		Presentation and approval of evaluation summary	

Superintendent Evaluation Timeline

End of September

- Establish goals and specific Performance Objectives in collaboration with Superintendent
    - Written out and among the criteria used for the annual evaluation

October

- October meeting to discuss board and superintendent working relationship
    - How is it going?
    - What needs to occur more or less often?

February

- February meeting to discuss board and superintendent working relationship
    - How is it going?
    - What needs to occur more or less often?

March

- Schedule Exec Session to compile results of survey and evaluation
- Invite Vincent to this Meeting to go through TFS results

April

- Schedule evaluation for Executive Session unless Superintendent would prefer evaluation in open session

By May 1"

- Agreed upon format and present superintendent evaluation prior to May
- Schedule during April Board Meeting

Schedule check in sessions July, October, February for board and superintendent

Superintendent Evaluation Planning Worksheet

Phase	Date	Activity	Completed
Pre-Evaluation Planning	7/18/2023	Calendar evaluation dates	7/18/2023
	10/1/2023	Establish superintendent goals	
	8/17/2023	Approve evaluation standards & process (vote)	
Quarterly Check-ins	10/12/2023	Fall check-in (October)	
	12/14/2023	Winter check-in (December)	
	2/08/2024	Superintendent self-evaluation (February)	
Gathering Information	3/01/2024	Individual board member ratings submitted	
Compiling Results	3/14/2024	Board compiles results and presents to Superintendent	
	3/14/2024	Board & Superintendent meet to discuss results	
Conclusion	4/11/2024	Presentation and approval of evaluation summary	

Superintendent Evaluation Timeline

End of September

- Establish goals and specific Performance Objectives in collaboration with Superintendent
    - Written out and among the criteria used for the annual evaluation

October

- October meeting to discuss board and superintendent working relationship
    - How is it going?
    - What needs to occur more or less often?

February

- February meeting to discuss board and superintendent working relationship
    - How is it going?
    - What needs to occur more or less often?

March

- Schedule Exec Session to compile results of survey and evaluation
- Invite Vincent to this Meeting to go through TFS results

April

- Schedule evaluation for Executive Session unless Superintendent would prefer evaluation in open session

By May 1st

- Agreed upon format and present superintendent evaluation prior to May
- Schedule during April Board Meeting

Schedule check in sessions July, October, February for board and superintendent

b. School District Strategic Direction and Planning Process

6. **Old Business**
7. **First Reading *(Shaded words are new/strikethroughs are deleted)**
8. **Second Reading**
9. **Board Comments**
10. **Future Agenda Items**
11. **Key Dates**
    - **August 19-22 - Staff Inservice**
    - **August 26 - First Day of School**
    - **September 2 - Labor Day - No School**
    - **September 6 - School in Session**
    - **September 9 - School Picture Day**
    - **September 10 - School Board Meeting**