Notice of Regular Meeting
Board of Trustees
Wednesday, November 18, 2026

A Regular Meeting of the Board of Trustees will be held on Wednesday, November 18, 2026, beginning at 6:00 PM, in the Lovenberg Administration Building, 3904 Avenue T, Galveston, TX 77550.

The subjects to be discussed or considered or upon which any formal action may be taken are listed below. Items do not have to be taken in the same order as shown on this meeting notice. For more information about public comment, see Policy BED. Unless removed from the consent agenda, items identified within the consent agenda will be acted on at one time.

The subjects discussed or considered or upon which any formal action may be taken are as listed below. Items do not have to be taken in the order shown.

1) Call to order Open Session in the Board Room of the Lovenberg Administration Building, 3904 Avenue T, Galveston, Texas.
2) Pledge of Allegiance to the United States flag and the Texas flag.
3) Administer Oath of Office to Single-Member Districts 5E and 6F
4) Citizen's Request to Address the Board on Agenda and Non-Agenda Items. Please complete sign-up sheets available in the lobby prior to the start of the meeting.
5) Declaration of Conflicts of Interest.
6) District Reports
    A) Superintendent's Report
        1) SPED Participation/Performance - Beaird
        2) Content Specialist (Interventionist) Report - Scott
        3) Academic Integrity Updates - Pillar
7) Financial Reports and Budget Update 4
8) REGULAR AGENDA- Action Items
9) The Board may recess into Closed Executive Session in the Library as permitted by the Texas Open Meeting Act Government Code Sections 551.071- 551.090 Subchapter D and E.

Should any final action, final decision, or final vote be required in the opinion of the School Board with regard to any matter considered in such closed meeting then the final action, final decision, or final vote shall be either:
A) in the open meeting covered by the Notice upon the reconvening of the public meeting; or
B) at a subsequent public meeting of the School Board upon notice thereof; as the School Board shall determine.

A) Consultation with Attorney (Tex. Govt. Code Section 551.071)
    1) Address legal questions or issues raised by Trustees.
    2) Update on Ball North roof mediation
B) Personnel Matters (Tex. Govt. Code Section 551.074)
    1) Discuss Personnel Matters and Board and Superintendent Duties. (Texas Government Code 551.074: For the purpose of considering the appointment, employment, evaluation, reassignment, duties, discipline, or dismissal of a public officer or employee or to hear complaints or charges against a public officer or employee, including the mid-contract termination of probationary contract employees.)
C) Real Property (Tex. Govt Code Section 551.072)

1) Discuss the purchase, exchange, lease or value of real estate in which the discussion in an open meeting would have a detrimental effect on the ability of the school district to negotiate with a third party.

D) Prospective Gifts or Donations (Tex. Govt Code Section 551.073)

1) Discuss prospective gifts or donations to the Galveston Independent School District and/or individual campuses, programs or facilities.

10) Reestablish the open meeting of the Galveston ISD Board of Trustees.

11) CONSENT AGENDA - Action Items

A) Consider approval of the minutes from the October 28, 2026, Regular School Board Meeting. 49

B) Consider approval of personnel resignations and recommendations with contracts. 54

C) Discuss and consider approval of payment of attorney fees. 55

D) Consider approval of Budget Amendments 56

E) Discuss and consider accepting donations in accordance with Board Policy CDC Local. 58

F) Discuss and consider administration's proposal for mid-contract termination of the probationary contracts of two district employees. 60

G) Discuss and consider approval of RFP 2026-27-001 Driving School Services Program for High School Students 61

H) Consider delegation of authority to purchase one white fleet vehicle (CTE Van) 64

I) Discuss and Consider Approval of JW Kelso for Bid Package #22 (Interior Concrete) for use on the Ball High School South Renovation Project. 66

12) Suggested Future Agenda Items

13) COMMENTS FROM THE BOARD OF TRUSTEES

Pursuant to Texas Government Code Section 551.0415, Trustees may report on any of the following items:

1. Expressions of thanks, gratitude, and condolences
2. Information regarding holiday schedules
3. Honorary or salutary recognition of a public official, public employee, or other citizen
4. Reminders regarding GISD events
5. Reminders regarding community events
6. Health and safety announcements

14) Adjournment

If, during the course of the meeting, discussion of any item on the agenda should be held in a closed meeting, the board will conduct a closed meeting in accordance with the Texas Open Meetings Act, Texas Government Code, Chapter 551, Subchapters D and E or Texas Government Code section 418.183(f). Before any closed meeting is convened, the presiding officer will publicly identify the section or sections of the Act authorizing the closed meeting. All final votes, actions, or decisions will be taken in open meeting. [See TASB Policy BEC(LEGAL)]

For the Board of Trustees

EXECUTIVE SUMMARY — NOVEMBER 18, 2026 BOARD MEETING

PERIOD ENDING OCTOBER 31, 2026

REVENUE (REPORT #1)

FISCAL YEAR	ACTUAL	PERCENTAGE
FY27	$4,204,108	4.0% OF BUDGETED COLLECTIONS
FY26	$3,876,138	3.7% OF BUDGETED COLLECTIONS

EXPENDITURES (REPORT #2)

FISCAL YEAR	ACTUAL	PERCENTAGE
FY26	$12,386,888	11.6% OF BUDGETED EXPENDITURES
FY25	$12,260,045	11.5% OF BUDGETED EXPENDITURES

CASH & INVESTMENTS (REPORT #3)

Moody Bank	$18,276,714.73	
Texas Class Investment Pool	$62,242,894.27	N/A (Investment Pool)
Texas Range	$14,156,816.19	N/A (Investment Pool)
Fidelity Investments	$108,211,357.72	Treasury & Federal Agency Securities
Total	$202,887,782.91	

COLLECTIONS (REPORT #4)

Fund	Budget	Amount Collected	% Collected
Maintenance & Operations	$92,793,922	$868,832	0.9%
Interest & Sinking (Debt Payment)	$22,188,000	$205,999	0.9%

BOND 2022-2023 CONSTRUCTION (REPORT #5)

SPENT PTD	ENCUMBERED PTD
$230,265,258	$62,761,327

VENDORS W/ AGGR. PURCHASES >$50K (REPORT #7)

REGULAR VENDOR TOTAL	14
REG VENDOR AMOUNT TOTAL	$2,172,222.31
BOND VENDOR TOTAL	12
BOND VENDOR AMOUNT TOTAL	$3,999,555.19

BOND 2022 INTEREST (REPORT #6)

MOODY BANK AND TEXAS CLASS (POOLS ONLY)	$9,456,182

MONTHLY CHECK REGISTER (REPORT #9)

$2,072,924.54
SEE DIGITAL COPY—ATTACHMENT J

LOCAL VENDOR ACTIVITY (REPORT #8)

VENDOR TOTAL	51
VENDOR AMOUNT TOTAL	$1,646,904.79

FINANCE HIGHLIGHTS

Buyboard Rebate Back to District - $19,027

Financial Reports – Executive Summary, Board Meeting 11/18/2026

The following reports representing period ending 10/31/2026, are attached for your review:

Report No. 1 – Attachment B – General Fund revenue collected through the period totals $4,204,108 or 4.0% of projected collections. For the same period in FY 2025-2026, revenue totaled $3,876,138 or 3.7% of budgeted collections. See attachment B.

Report No. 2 – Attachment C – General Fund expenditures through the period total $12,386,888 or 11.6% of total projected expenditures. For the same period in FY 2025-2026, expenditures totaled $12,260,045 or 11.5% of budgeted expenditures. See attachment C.

Report No. 3 – Cash and investment report. See attachment D.

Funds held by each financial institution at 10/31/26 are as follows:

Moody Bank	18,276,714.73	Pledged securities $18,460,000
Texas Class Investment Pool	62,242,894.27	N/A (Investment Pool)
Texas Range	14,156,816.19	N/A (Investment Pool)
Fidelity Investments – Bond	103,019,549.45	Treasury & Federal Agency Securities
Fidelity Investments – Gen Fund	5,191,808.27	Treasury & Federal Agency SecuritiesJEF
Total	$202,887,782.91	

Report No. 4 – Current ad valorem taxes, delinquent taxes, and penalties & interest collections through the period are as follows (See attachment E).

Fund	Budget	Amount Collected	% Collected
Maintenance & Operations	$92,793,922	$868,832	0.9%
Interest & Sinking (Debt Payment)	$22,188,000	$205,999	0.9%

For the same period in FY 2025-2026, collections were $722,005 (0.8%) for M&O and $163,329 (0.7%) for I&S.

Report No. 5 – 2022 Bond Construction Projects. See attachment F.

Report No. 6 – 2022 Bond Interest Earned. See attachment G

Report No. 7 – Vendors with aggregate purchases for FY 2026-2027 that exceed $50,000. See attachment H (General Fund) and H-1 (Bonds).

Report No. 8 – Local vendor activity for FY 2026-2027 (zip codes 77550-77559). See attachment I.

Report No. 9 - Monthly Check Register. See attachment J.

Report No. 10 – Legal Fee Summary FY 2026-2027. See attachment K.

Report No. 11 - Executive Summary

GALVESTON ISD
GENERAL FUND REVENUES BY MAJOR OBJECT
AS OF 10/31/2026

		2026-2027 Revised Budget	Monthly Receipts 10/31/2026	FYTD Activity 10/31/2026	2026-2027 FYTD (Under)/Over Budget
57--	LOCAL REVENUE	$ 96,191,922	$ 812,590	$ 1,303,294	$ (94,888,628)
58--	STATE REVENUE	$ 8,578,661	$ 1,280,141	$ 2,460,633	$ (6,118,028)
59--	FEDERAL REVENUE	$ 686,000	$ 26,092	$ 440,181	$ (245,819)
79--	TRANSFERS IN	$ 15,000	$ -	$ -	$ (15,000)
---		$ 105,471,583	$ 2,118,823	$ 4,204,108	$ (101,267,475)
	% COLLECTED	4.0%			

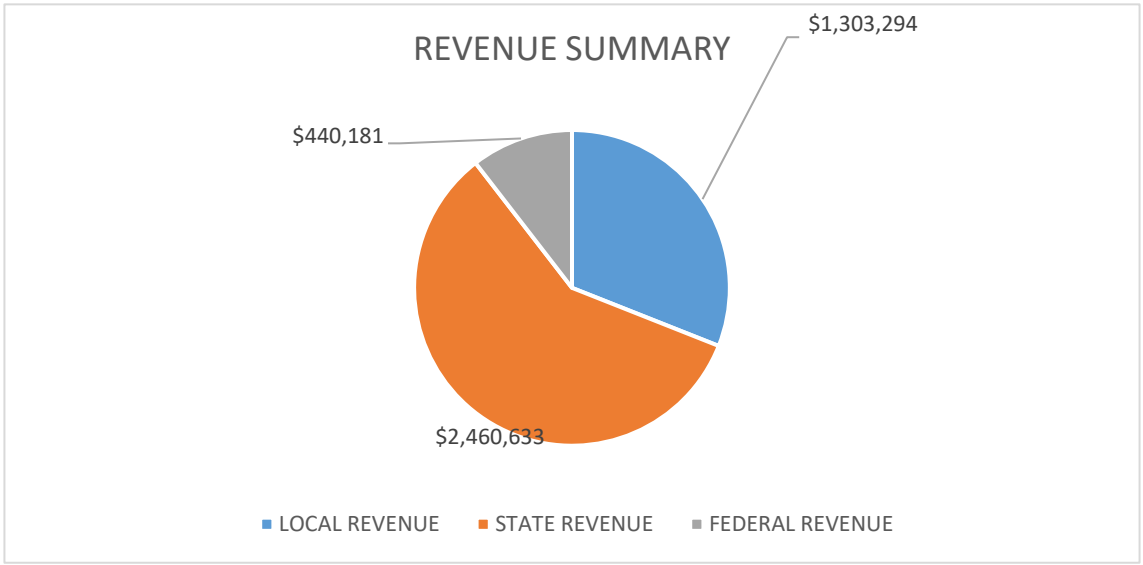

ATTACHMENT B

GALVESTON ISD
GENERAL FUND EXPENDITURES BY FUNCTION
AS OF 10/31/2026

FC	Function	Revised Expense Budget 2026-2027	FYTD Activity October 2026-2027	Encumbered October 2026-2027	Expenses + Encumbered	Unencumbered Balance October 2026-2027
11	INSTRUCTION	$ 45,035,974	$ 6,440,534	$ 3,374,291	$ 9,814,825	$ (35,221,149)
12	LIBRARY	$ 352,288	$ 53,088	$ -	$ 53,088	$ (299,200)
13	TEACHER STAFF DEVELOPMENT	$ 580,989	$ 106,132	$ 6,735	$ 112,866	$ (468,123)
21	INSTRUCTIONAL ADMINISTRATION	$ 1,396,888	$ 216,786	$ 10,156	$ 226,942	$ (1,169,946)
23	CAMPUS PRINCIPALS	$ 4,103,872	$ 653,621	$ 5,090	$ 658,711	$ (3,445,161)
31	COUNSELING	$ 2,271,567	$ 376,657	$ -	$ 376,657	$ (1,894,910)
32	SOCIAL WORK	$ 138,499	$ 20,638	$ 950	$ 21,588	$ (116,911)
33	NURSES	$ 903,378	$ 117,945	$ 819	$ 118,764	$ (784,614)
34	TRANSPORTATION	$ 4,055,984	$ 714,295	$ 259,244	$ 973,539	$ (3,082,445)
35	FOOD SERVICE	$ -	$ 3,293	$ -	$ 3,293	$ 3,293
36	CO/EXTRA CURRICULAR ACTIVITIES	$ 1,969,000	$ 341,277	$ 78,230	$ 419,506	$ (1,549,494)
41	GENERAL ADMINISTRATION	$ 3,502,026	$ 591,249	$ 339,204	$ 930,452	$ (2,571,574)
51	MAINTENANCE	$ 9,642,100	$ 1,923,192	$ 730,321	$ 2,653,514	$ (6,988,587)
52	SECURITY	$ 1,411,175	$ 275,045	$ 17,802	$ 292,847	$ (1,118,328)
53	TECHNOLOGY DEPARTMENT	$ 2,105,006	$ 524,617	$ (6,866)	$ 517,751	$ (1,587,255)
61	COMMUNITY SERVICES	$ 73,604	$ 11,277	$ 1,137	$ 12,413	$ (61,191)
71	DEBT SERVICE	$ 110,000	$ 17,242	$ 86,208	$ 103,449	$ (6,551)
81	CONSTRUCTION	$ 149,500	$ -	$ -	$ -	$ (149,500)
91	CHAPTER 41 RECAPTURE	$ 27,619,731	$ -	$ -	$ -	$ (27,619,731)
93	PMTS TO FISCAL AGENT/SSA	$ 50,000	$ -	$ -	$ -	$ (50,000)
99	APPRAISAL DISTRICT FEES	$ 1,200,000	$ -	$ 1,170,292	$ 1,170,292	$ (29,708)
--	COLUMN TOTALS	$ 106,671,583	$ 12,386,888	$ 6,073,611	$ 18,460,499	$ (88,211,084)
	EXPENDITURES AS A % OF BUDGET		11.6%		17.3%	

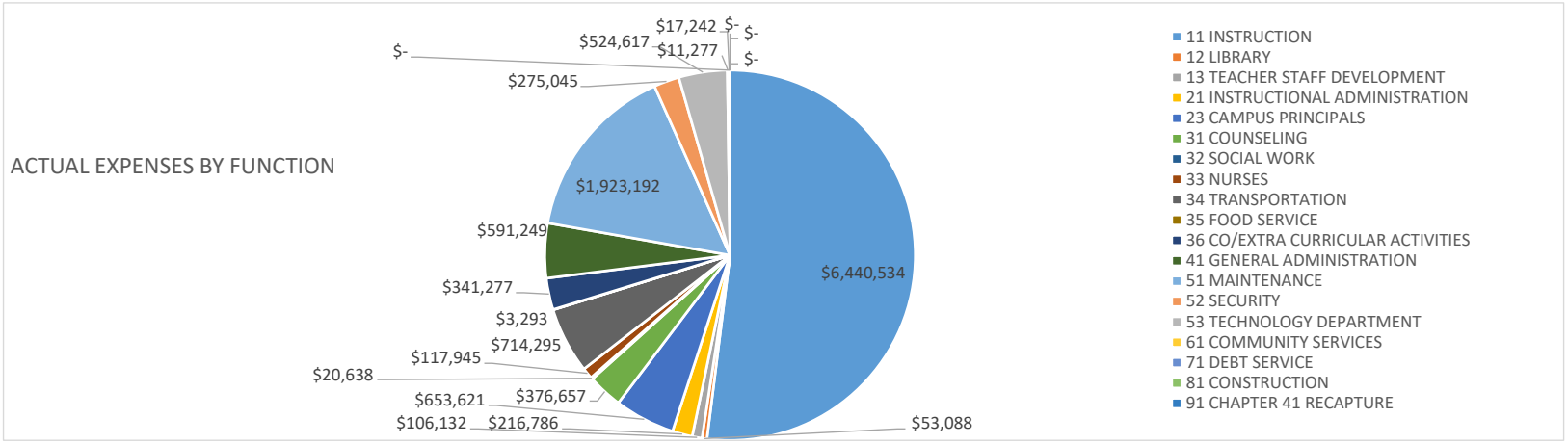

Galveston ISD
Portfolio Management
Portfolio Summary
October 31, 2026

HUB Investment Partners LLC
900 S Capital of Texas Hwy
350
Austin, TX 78746
(512)600-5200

Investments	Par Value	Market Value	Book Value	% of Portfolio	Term	Days to Maturity	YTM 365 Equiv.
Term Series	17,000,000.00	17,000,000.00	17,000,000.00	8.37	336	261	4.436
Treasury Coupon Securities	10,446,000.00	10,386,021.41	10,415,152.69	5.13	573	512	4.361
Treasury Discounts -Amortizing	92,147,000.00	90,508,428.79	90,661,928.30	44.65	335	157	3.824
Investment Pools	59,399,710.46	59,399,710.46	59,399,710.46	29.25	1	1	4.004
Bank Accounts	15,000,432.42	15,000,432.42	15,000,432.42	7.39	1	1	2.980
Money Market Accounts	10,593,189.29	10,593,189.29	10,593,189.29	5.22	1	1	3.527
Investments	**204,586,332.17**	**202,887,782.37**	**203,070,413.16**	**100.00%**	**208**	**119**	**3.878**
Cash and Accrued Interest							
Accrued Interest at Purchase		44,098.83	44,098.83				
Ending Accrued Interest		209,593.46	209,593.46				
Subtotal		253,692.29	253,692.29				
Total Cash and Investments Value	**204,586,332.17**	**203,141,474.66**	**203,324,105.45**		**208**	**119**	**3.878**

Total Earnings	October 31 Month Ending	Fiscal Year To Date
Current Year	669,069.22	1,309,608.29
Average Daily Balance	**216,556,218.60**	**211,566,854.31**
Effective Rate of Return	**3.64%**	**3.70%**

The following reports are submitted in accordance with the Public Funds Investment Act (Texas Gov't Code 2256). The reports also offer supplemental information not required by the Act in order to fully inform the governing body of the District of the position and activity within the District's portfolio of investments.

Lorraine Dochoda, Director of Accounting

Jeff Martello, Chief Financial Officer

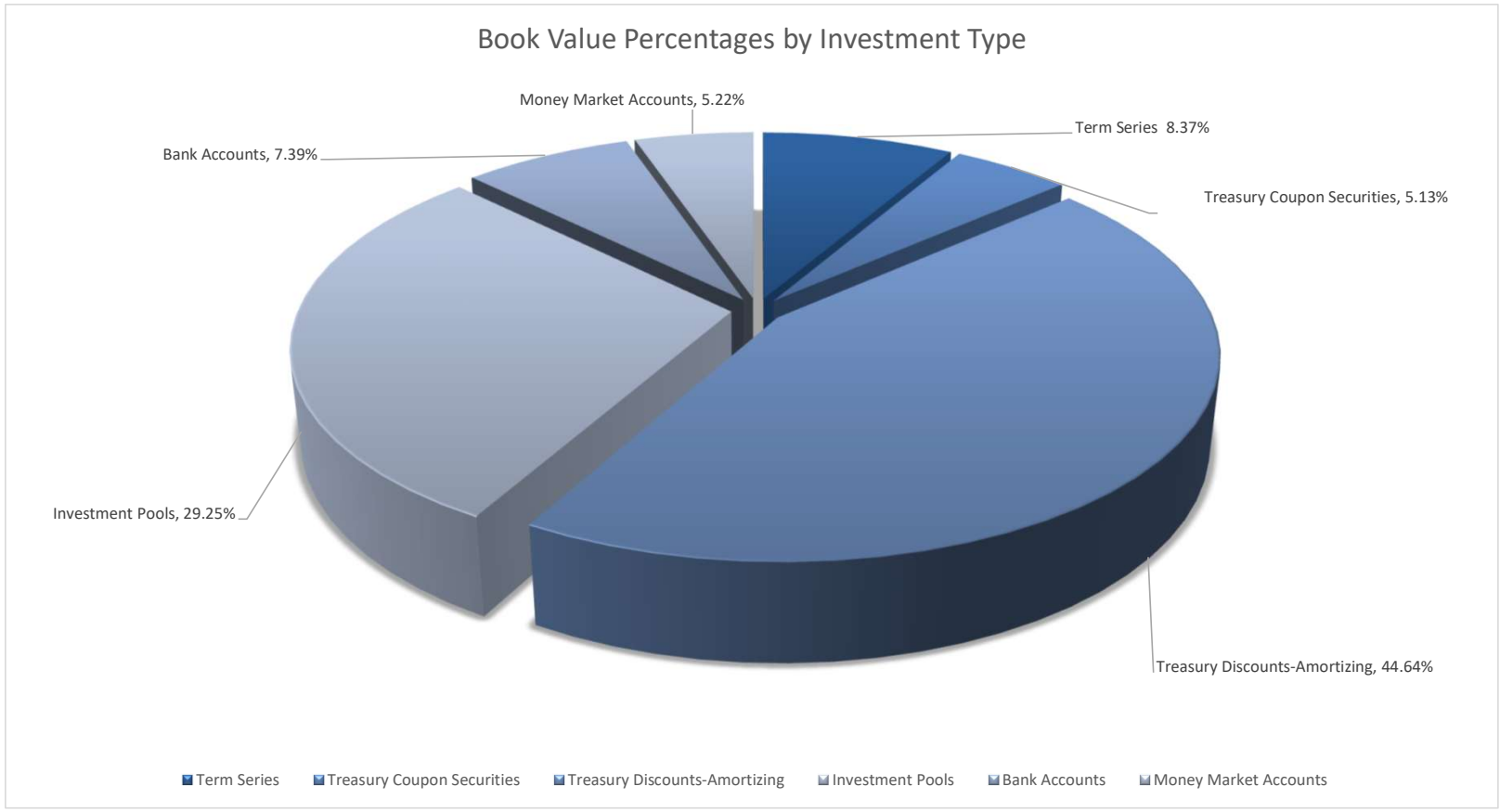
Book Value Percentages by Investment Type
Money Market Accounts, 5.22%
Term Series 8.37%
Bank Accounts, 7.39%
Treasury Coupon Securities, 5.13%
Investment Pools, 29.25%
Treasury Discounts-Amortizing, 44.64%
Term Series
Treasury Coupon Securities
Treasury Discounts-Amortizing
Investment Pools
Bank Accounts
Money Market Accounts

Galveston ISD
Fund GEN OP - General Operating
Investments by Fund
October 31, 2026

HUB Investment Partners LLC
900 S Capital of Texas Hwy
350
Austin, TX 78746
(512)600-5200

CUSIP	Investment #	Issuer	Purchase Date	Book Value	Par Value	Market Value	Current Rate	YTM 360	YTM 365	Maturity Date	Days To Maturity
Term Series											
TERM SER II	10340	Texas Class	06/09/2026	7,000,000.00	7,000,000.00	7,000,000.00	4.130	4.073	4.130	06/09/2027	220
TX TERM 8/27	10346	Texas Term	10/05/2026	5,000,000.00	5,000,000.00	5,000,000.00	4.610	4.546	4.610	08/02/2027	274
TX TERM 9/27	10347	Texas Term	10/05/2026	5,000,000.00	5,000,000.00	5,000,000.00	4.690	4.625	4.690	09/01/2027	304
		Subtotal and Average		**17,000,000.00**	**17,000,000.00**	**17,000,000.00**		**4.375**	**4.436**		**260**
Treasury Coupon Securities											
91282CGT2	10342	US Treasury	08/14/2026	2,295,751.26	2,311,000.00	2,282,574.70	3.625	4.054	4.110	03/31/2028	516
91282CRB9	10343	US Treasury	08/14/2026	2,887,026.15	2,881,000.00	2,865,471.41	4.250	4.066	4.123	07/31/2028	638
		Subtotal and Average		**5,182,777.41**	**5,192,000.00**	**5,148,046.11**		**4.061**	**4.118**		**583**
Investment Pools											
TX GEN-0001	10237	Texas Class	09/01/2022	12,404,468.59	12,404,468.59	12,404,468.59	4.014	3.959	4.014		1
TX DLY 1227-02	10231	Texas Range	09/01/2022	3,048,069.42	3,048,069.42	3,048,069.42	3.870	3.816	3.870		1
		Subtotal and Average		**15,452,538.01**	**15,452,538.01**	**15,452,538.01**		**3.931**	**3.986**		**1**
Bank Accounts											
MB GEN 7601	10246	Moody Bank	09/01/2022	2,780,989.72	2,780,989.72	2,780,989.72	0.050	0.049	0.050		1
MB GEN 0616	10293	Moody Bank	05/01/2023	11,127,222.28	11,127,222.28	11,127,222.28	4.000	3.945	4.000		1
MB SCH CSH 1600	10305	Moody Bank	05/01/2024	0.54	0.54	0.54					1
		Subtotal and Average		**13,908,212.54**	**13,908,212.54**	**13,908,212.54**		**3.166**	**3.210**		**1**
Money Market Accounts											
FID 2847 MM	10344	Fidelity Investments	08/11/2026	43,761.62	43,761.62	43,761.62	3.630	3.630	3.680		1
		Subtotal and Average		**43,761.62**	**43,761.62**	**43,761.62**		**3.630**	**3.680**		**1**
		Total Investments and Average		**51,587,289.58**	**51,596,512.17**	**51,552,558.28**		**3.884**	**3.938**		**145**

Fund DS - Interest & Sinking
Investments by Fund
October 31, 2026

CUSIP	Investment #	Issuer	Purchase Date	Book Value	Par Value	Market Value	Current Rate	YTM 360	YTM 365	Maturity Days To Date Maturity
Investment Pools										
TX DEBT-0002	10238	Texas Class	09/01/2022	2,911,123.57	2,911,123.57	2,911,123.57	4.014	3.959	4.014	1
TX DLY 1227-04	10232	Texas Range	09/01/2022	252,425.70	252,425.70	252,425.70	3.870	3.816	3.870	1
			Subtotal and Average	**3,163,549.27**	**3,163,549.27**	**3,163,549.27**		**3.948**	**4.003**	**1**
Bank Accounts										
MB DS 2049	10243	Moody Bank	09/01/2022	2,878.87	2,878.87	2,878.87	0.050	0.049	0.050	1
			Subtotal and Average	**2,878.87**	**2,878.87**	**2,878.87**		**0.049**	**0.050**	**1**
Money Market Accounts										
MB DS MM 7635	10244	Moody Bank	09/01/2022	3,276,282.31	3,276,282.31	3,276,282.31	3.140	3.140	3.183	1
			Subtotal and Average	**3,276,282.31**	**3,276,282.31**	**3,276,282.31**		**3.140**	**3.184**	**1**
			Total Investments and Average	**6,442,710.45**	**6,442,710.45**	**6,442,710.45**		**3.535**	**3.584**	**1**

Fund STUACT - Student Activity
Investments by Fund
October 31, 2026

CUSIP	Investment #	Issuer	Purchase Date	Book Value	Par Value	Market Value	Current Rate	YTM 360	YTM 365	Maturity Days To Date Maturity
Investment Pools										
TX ACT-0004	10240	Texas Class	09/01/2022	499,182.73	499,182.73	499,182.73	4.014	3.959	4.014	1
		Subtotal and Average		**499,182.73**	**499,182.73**	**499,182.73**		**3.959**	**4.014**	**1**
Bank Accounts										
MB ACT 7627	10241	Moody Bank	09/01/2022	230,871.54	230,871.54	230,871.54	0.050	0.049	0.050	1
		Subtotal and Average		**230,871.54**	**230,871.54**	**230,871.54**		**0.049**	**0.050**	**1**
		Total Investments and Average		**730,054.27**	**730,054.27**	**730,054.27**		**2.723**	**2.761**	**1**

Fund CN - Child Nutrition
Investments by Fund
October 31, 2026

CUSIP	Investment #	Issuer	Purchase Date	Book Value	Par Value	Market Value	Current Rate	YTM 360	YTM 365	Maturity Days To Date Maturity
Investment Pools										
TX CNS-0005	10282	Texas Class	09/01/2022	3,627,867.90	3,627,867.90	3,627,867.90	4.014	3.959	4.014	1
TX DLY 1227-08	10235	Texas Range	09/01/2022	856,321.07	856,321.07	856,321.07	3.870	3.816	3.870	1
			Subtotal and Average	**4,484,188.97**	**4,484,188.97**	**4,484,188.97**		**3.932**	**3.987**	**1**
Bank Accounts										
MB CN 7619	10245	Moody Bank	09/01/2022	292,064.32	292,064.32	292,064.32	0.050	0.049	0.050	1
			Subtotal and Average	**292,064.32**	**292,064.32**	**292,064.32**		**0.049**	**0.050**	**1**
			Total Investments and Average	**4,776,253.29**	**4,776,253.29**	**4,776,253.29**		**3.695**	**3.746**	**1**

Fund BD 2022 CONS FD - Bond 2022 Construction Fund
Investments by Fund
October 31, 2026

CUSIP	Investment #	Issuer	Purchase Date	Book Value	Par Value	Market Value	Current Rate	YTM 360	YTM 365	Maturity Date	Days To Maturity
Treasury Coupon Securities											
91282CMF5	10345	US Treasury	09/18/2026	5,232,375.28	5,254,000.00	5,237,975.30	4.250	4.539	4.602	01/15/2028	440
		Subtotal and Average		**5,232,375.28**	**5,254,000.00**	**5,237,975.30**		**4.539**	**4.602**		**440**
Treasury Discounts -Amortizing											
912797TC1	10332	US Treasury	12/26/2025	7,213,710.51	7,250,000.00	7,208,167.50	3.400	3.538	3.587	12/24/2026	53
912797TV9	10333	US Treasury	02/26/2026	20,488,007.95	20,700,000.00	20,450,358.00	3.382	3.518	3.567	02/18/2027	109
912797UD7	10334	US Treasury	03/26/2026	12,279,172.59	12,450,000.00	12,258,394.50	3.606	3.756	3.809	03/18/2027	137
912797UX3	10335	US Treasury	06/08/2026	10,337,125.06	10,546,000.00	10,315,464.44	3.695	3.846	3.900	05/13/2027	193
912797UE5	10336	US Treasury	06/08/2026	6,092,846.04	6,198,000.00	6,081,787.50	3.702	3.846	3.900	04/15/2027	165
912797UD7	10337	US Treasury	06/08/2026	6,091,282.32	6,177,000.00	6,081,935.97	3.647	3.781	3.833	03/18/2027	137
912797VF1	10338	US Treasury	06/22/2026	5,447,677.86	5,578,000.00	5,438,494.22	3.806	3.970	4.025	06/10/2027	221
912797VH7	10339	US Treasury	06/22/2026	6,083,636.38	6,113,000.00	6,082,862.91	3.760	3.884	3.938	12/17/2026	46
912797VR5	10341	US Treasury	08/12/2026	16,628,469.59	17,135,000.00	16,590,963.75	3.842	4.010	4.066	08/05/2027	277
		Subtotal and Average		**90,661,928.30**	**92,147,000.00**	**90,508,428.79**		**3.771**	**3.824**		**156**
Investment Pools											
TX BD 2022	10284	Texas Class	08/30/2022	24,809,320.84	24,809,320.84	24,809,320.84	4.014	3.959	4.014		1
TX DLY 1227-05	10233	Texas Range	09/01/2022	0.00	0.00	0.00					1
		Subtotal and Average		**24,809,320.84**	**24,809,320.84**	**24,809,320.84**		**3.959**	**4.014**		**1**
Bank Accounts											
MB BD CON 2022	10287	Moody Bank	09/08/2022	566,405.15	566,405.15	566,405.15	0.050	0.049	0.050		1
		Subtotal and Average		**566,405.15**	**566,405.15**	**566,405.15**		**0.049**	**0.050**		**1**
Money Market Accounts											
FID BOND MM	10286	Fidelity Investments	09/22/2022	7,273,145.36	7,273,145.36	7,273,145.36	3.630	3.630	3.680		1
		Subtotal and Average		**7,273,145.36**	**7,273,145.36**	**7,273,145.36**		**3.630**	**3.680**		**1**
		Total Investments and Average		**128,543,174.93**	**130,049,871.35**	**128,395,275.44**		**3.815**	**3.868**		**128**

Fund BD 2018 CONS FD - Bond 2018 Construction Fund
Investments by Fund
October 31, 2026

CUSIP	Investment #	Issuer	Purchase Date	Book Value	Par Value	Market Value	Current Rate	YTM 360	YTM 365	Maturity Days To Date Maturity
Bank Accounts										
MB BD CON 2056	10242	Moody Bank	09/01/2022	0.00	0.00	0.00				1
			Subtotal and Average	**0.00**	**0.00**	**0.00**		**0.000**	**0.000**	**0**
			Total Investments and Average	**0.00**	**0.00**	**0.00**		**0.000**	**0.000**	**0**

Fund BD 2023 CONS FD - Bond 2023 Construction Fund
Investments by Fund
October 31, 2026

CUSIP	Investment #	Issuer	Purchase Date	Book Value	Par Value	Market Value	Current Rate	YTM 360	YTM 365	Maturity Days To Date Maturity
Investment Pools										
TX BD 2023	10291	Texas Class	05/03/2023	0.00	0.00	0.00				1
			Subtotal and Average	**0.00**	**0.00**	**0.00**		**0.000**	**0.000**	**0**
Bank Accounts										
MB 23 BND 5610	10292	Moody Bank	05/23/2023	0.00	0.00	0.00				1
			Subtotal and Average	**0.00**	**0.00**	**0.00**		**0.000**	**0.000**	**0**
			Total Investments and Average	**0.00**	**0.00**	**0.00**		**0.000**	**0.000**	**0**

Fund MPAC - MOODY PERF ARTS CENTER
Investments by Fund
October 31, 2026

CUSIP	Investment #	Issuer	Purchase Date	Book Value	Par Value	Market Value	Current Rate	YTM 360	YTM 365	Maturity Days To Date Maturity
Investment Pools										
TX MPAC-0008	10324	Texas Class	05/09/2025	5,809,621.14	5,809,621.14	5,809,621.14	4.014	3.959	4.014	1
		Subtotal and Average		**5,809,621.14**	**5,809,621.14**	**5,809,621.14**		**3.959**	**4.014**	**1**
		Total Investments and Average		**5,809,621.14**	**5,809,621.14**	**5,809,621.14**		**3.959**	**4.014**	**1**

Fund BLDG FD - Building Proceed Funds
Investments by Fund
October 31, 2026

CUSIP	Investment #	Issuer	Purchase Date	Book Value	Par Value	Market Value	Current Rate	YTM 360	YTM 365	Maturity Days To Date Maturity
Investment Pools										
TX BLDG PROC FD	10330	Texas Class	09/19/2025	5,181,309.50	5,181,309.50	5,181,309.50	4.014	3.959	4.014	1
		Subtotal and Average		**5,181,309.50**	**5,181,309.50**	**5,181,309.50**		**3.959**	**4.014**	**1**
		Total Investments and Average		**5,181,309.50**	**5,181,309.50**	**5,181,309.50**		**3.959**	**4.014**	**1**

HUB Investment Partners LLC
900 S Capital of Texas Hwy
350
Austin, TX 78746
(512)600-5200

Galveston ISD
Summary by Type
October 31, 2026
Grouped by Fund

Security Type		Number of Investments	Par Value	Book Value	% of Portfolio	Average YTM 365	Average Days to Maturity
Fund: Bond 2018 Construction Fund							
Bank Accounts		1	0.00	0.00	0.00	0.000	0
	Subtotal	**1**	**0.00**	**0.00**	**0.00**	**0.000**	**0**
Fund: Bond 2022 Construction Fund							
Money Market Accounts		1	7,273,145.36	7,273,145.36	3.58	3.680	1
Bank Accounts		1	566,405.15	566,405.15	0.28	0.050	1
Investment Pools		2	24,809,320.84	24,809,320.84	12.22	4.014	1
Treasury Coupon Securities		1	5,254,000.00	5,232,375.28	2.58	4.602	440
Treasury Discounts -Amortizing		9	92,147,000.00	90,661,928.30	44.65	3.824	157
	Subtotal	**14**	**130,049,871.35**	**128,543,174.93**	**63.31**	**3.868**	**129**
Fund: Bond 2023 Construction Fund							
Investment Pools		1	0.00	0.00	0.00	0.000	0
Bank Accounts		1	0.00	0.00	0.00	0.000	0
	Subtotal	**2**	**0.00**	**0.00**	**0.00**	**0.000**	**0**
Fund: Building Proceed Funds							
Investment Pools		1	5,181,309.50	5,181,309.50	2.55	4.014	1
	Subtotal	**1**	**5,181,309.50**	**5,181,309.50**	**2.55**	**4.014**	**1**
Fund: Child Nutrition							
Investment Pools		2	4,484,188.97	4,484,188.97	2.21	3.987	1
Bank Accounts		1	292,064.32	292,064.32	0.14	0.050	1
	Subtotal	**3**	**4,776,253.29**	**4,776,253.29**	**2.35**	**3.746**	**1**
Fund: Interest & Sinking							
Bank Accounts		1	2,878.87	2,878.87	0.00	0.050	1
Money Market Accounts		1	3,276,282.31	3,276,282.31	1.61	3.184	1
Investment Pools		2	3,163,549.27	3,163,549.27	1.56	4.003	1
	Subtotal	**4**	**6,442,710.45**	**6,442,710.45**	**3.17**	**3.584**	**1**

Galveston ISD
Summary by Type
October 31, 2026
Grouped by Fund

Security Type	Number of Investments	Par Value	Book Value	% of Portfolio	Average YTM 365	Average Days to Maturity
Fund: General Operating						
Money Market Accounts	1	43,761.62	43,761.62	0.02	3.680	1
Bank Accounts	3	13,908,212.54	13,908,212.54	6.85	3.210	1
Investment Pools	2	15,452,538.01	15,452,538.01	7.61	3.986	1
Term Series	3	17,000,000.00	17,000,000.00	8.37	4.436	261
Treasury Coupon Securities	2	5,192,000.00	5,182,777.41	2.55	4.118	584
Subtotal	**11**	**51,596,512.17**	**51,587,289.58**	**25.40**	**3.938**	**145**
Fund: MOODY PERF ARTS CENTER						
Investment Pools	1	5,809,621.14	5,809,621.14	2.86	4.014	1
Subtotal	**1**	**5,809,621.14**	**5,809,621.14**	**2.86**	**4.014**	**1**
Fund: Student Activity						
Investment Pools	1	499,182.73	499,182.73	0.25	4.014	1
Bank Accounts	1	230,871.54	230,871.54	0.11	0.050	1
Subtotal	**2**	**730,054.27**	**730,054.27**	**0.36**	**2.761**	**1**
Total and Average	**39**	**204,586,332.17**	**203,070,413.16**	**100.00**	**3.878**	**119**

Galveston ISD
Cash Reconciliation Report
For the Period October 1, 2026 - October 31, 2026
Grouped by Fund

HUB Investment Partners LLC
900 S Capital of Texas Hwy
350
Austin, TX 78746
(512)600-5200

Trans. Date	Investment #	Fund	Trans. Type	Security ID	Par Value	Security Description	Maturity Date	Purchases	Interest	Redemptions	Cash
Bond 2022 Construction Fund											
10/29/2026	10331	BD 2022	Maturity	912797SK4	7,257,000.00	USTR 7.3M 3.55% Mat. 10/29/2026	10/29/2026	0.00	0.00	7,257,000.00	7,257,000.00
							Subtotal	**0.00**	**0.00**	**7,257,000.00**	**7,257,000.00**
General Operating											
10/05/2026	10346	GEN OP	Purchase	TX TERM	5,000,000.00	TXTERM 5.0M 4.61% Mat.	08/02/2027	-5,000,000.00	0.00	0.00	-5,000,000.00
10/05/2026	10347	GEN OP	Purchase	TX TERM	5,000,000.00	TXTERM 5.0M 4.69% Mat.	09/01/2027	-5,000,000.00	0.00	0.00	-5,000,000.00
							Subtotal	**-10,000,000.00**	**0.00**	**0.00**	**-10,000,000.00**
							Total	**-10,000,000.00**	**0.00**	**7,257,000.00**	**-2,743,000.00**



Galveston ISD
Purchases Report
Sorted by Fund - Purchase Date
October 1, 2026 - October 31, 2026

HUB Investment Partners LLC
900 S Capital of Texas Hwy
350
Austin, TX 78746
(512)600-5200

CUSIP	Investment #	Fund	Sec. Type	Issuer	Original Par Value	Purchase Date	Payment Periods	Principal Purchased	Accrued Interest at Purchase	Rate at Purchase	Maturity Date	YTM	Ending Book Value
General Operating													
TX TERM 8/27	10346	GEN OP	CPI	TXTERM	5,000,000.00	10/05/2026	08/02 - At Maturity	5,000,000.00		4.610	08/02/2027	4.610	5,000,000.00
TX TERM 9/27	10347	GEN OP	CPI	TXTERM	5,000,000.00	10/05/2026	09/01 - At Maturity	5,000,000.00		4.690	09/01/2027	4.690	5,000,000.00
				Subtotal	**10,000,000.00**			**10,000,000.00**	**0.00**				**10,000,000.00**
				Total Purchases	**10,000,000.00**			**10,000,000.00**	**0.00**				**10,000,000.00**

Galveston ISD
Maturity Report
Sorted by Maturity Date
Amounts due during October 1, 2026 - October 31, 2026

HUB Investment Partners LLC
900 S Capital of Texas Hwy
350
Austin, TX 78746
(512)600-5200

CUSIP	Investment #	Fund	Sec. Type	Issuer	Par Value	Maturity Date	Purchase Date	Rate at Maturity	Book Value at Maturity	Interest	Maturity Proceeds	Net Income
912797SK4	10331	BD 2022	ATD	USTR	7,257,000.00	10/29/2026	11/03/2025	3.550	7,257,000.00	0.00	7,257,000.00	0.00
			Total Maturities		**7,257,000.00**				**7,257,000.00**	**0.00**	**7,257,000.00**	**0.00**

HUB Investment Partners LLC
900 S Capital of Texas Hwy
350
Austin, TX 78746
(512)600-5200

Galveston ISD
Interest Earnings
Sorted by Fund - Maturity Date
October 1, 2026 - October 31, 2026
Yield on Beginning Book Value

CUSIP	Investment #	Fund	Security Type	Ending Par Value	Beginning Book Value	Ending Book Value	Maturity Date	Current Rate	Annualized Yield	Adjusted Interest Earnings: Interest Earned	Adjusted Interest Earnings: Amortization/ Accretion	Adjusted Interest Earnings: Adjusted Interest Earnings
Fund: Bond 2022 Construction Fund												
TX BD 2022	10284	BD 2022	RRP	24,809,320.84	26,073,690.27	24,809,320.84		4.014	3.867	85,630.57	0.00	85,630.57
FID BOND MM	10286	BD 2022	RR3	7,273,145.36	13,931.87	7,273,145.36		3.630	187.068	2,213.49	0.00	2,213.49
MB BD CON 2022	10287	BD 2022	RR2	566,405.15	1,305,303.26	566,405.15		0.050	0.044	49.32	0.00	49.32
912797SK4	10331	BD 2022	ATD	0.00	7,236,964.17	0.00	10/29/2026	3.550	3.609	0.00	20,035.83	20,035.83
912797VH7	10339	BD 2022	ATD	6,113,000.00	6,063,847.85	6,083,636.38	12/17/2026	3.760	3.842	0.00	19,788.53	19,788.53
912797TC1	10332	BD 2022	ATD	7,250,000.00	7,192,484.58	7,213,710.51	12/24/2026	3.400	3.475	0.00	21,225.93	21,225.93
912797TV9	10333	BD 2022	ATD	20,700,000.00	20,427,716.63	20,488,007.95	02/18/2027	3.382	3.475	0.00	60,291.32	60,291.32
912797UD7	10334	BD 2022	ATD	12,450,000.00	12,240,518.21	12,279,172.59	03/18/2027	3.606	3.718	0.00	38,654.38	38,654.38
912797UD7	10337	BD 2022	ATD	6,177,000.00	6,071,886.35	6,091,282.32	03/18/2027	3.647	3.761	0.00	19,395.97	19,395.97
912797UE5	10336	BD 2022	ATD	6,198,000.00	6,073,089.84	6,092,846.04	04/15/2027	3.702	3.830	0.00	19,756.20	19,756.20
912797UX3	10335	BD 2022	ATD	10,546,000.00	10,303,575.20	10,337,125.06	05/13/2027	3.695	3.834	0.00	33,549.86	33,549.86
912797VF1	10338	BD 2022	ATD	5,578,000.00	5,429,397.38	5,447,677.86	06/10/2027	3.806	3.964	0.00	18,280.48	18,280.48
912797VR5	10341	BD 2022	ATD	17,135,000.00	16,571,782.07	16,628,469.59	08/05/2027	3.842	4.028	0.00	56,687.52	56,687.52
91282CMF5	10345	BD 2022	TRC	5,254,000.00	5,230,851.72	5,232,375.28	01/15/2028	4.250	4.577	18,810.18	1,523.56	20,333.74
			Subtotal	**130,049,871.35**	**130,235,039.40**	**128,543,174.93**			**3.780**	**106,703.56**	**309,189.58**	**415,893.14**
Fund: Building Proceed Funds												
TX BLDG PROC FD	10330	BLDG FD	RRP	5,181,309.50	5,163,676.49	5,181,309.50		4.014	4.021	17,633.01	0.00	17,633.01
			Subtotal	**5,181,309.50**	**5,163,676.49**	**5,181,309.50**			**4.021**	**17,633.01**	**0.00**	**17,633.01**
Fund: Child Nutrition												
TX DLY 1227-08	10235	CN	RRP	856,321.07	853,513.52	856,321.07		3.870	3.873	2,807.55	0.00	2,807.55
MB CN 7619	10245	CN	RR2	292,064.32	233,323.21	292,064.32		0.050	0.051	10.10	0.00	10.10
TX CNS-0005	10282	CN	RRP	3,627,867.90	3,457,118.49	3,627,867.90		4.014	3.841	11,278.47	0.00	11,278.47
			Subtotal	**4,776,253.29**	**4,543,955.22**	**4,776,253.29**			**3.653**	**14,096.12**	**0.00**	**14,096.12**
Fund: Interest & Sinking												
TX DLY 1227-04	10232	DS	RRP	252,425.70	251,598.09	252,425.70		3.870	3.873	827.61	0.00	827.61
TX DEBT-0002	10238	DS	RRP	2,911,123.57	2,744,939.83	2,911,123.57		4.014	4.102	9,564.06	0.00	9,564.06
MB DS 2049	10243	DS	RR2	2,878.87	3,928.74	2,878.87		0.050	0.039	0.13	0.00	0.13
MB DS MM 7635	10244	DS	RR3	3,276,282.31	3,267,287.87	3,276,282.31		3.140	3.241	8,994.44	0.00	8,994.44

Galveston ISD
Interest Earnings
October 1, 2026 - October 31, 2026

CUSIP	Investment #	Fund	Security Type	Ending Par Value	Beginning Book Value	Ending Book Value	Maturity Date	Current Rate	Adjusted Interest Earnings: Annualized Yield	Adjusted Interest Earnings: Interest Earned	Adjusted Interest Earnings: Amortization/ Accretion	Adjusted Interest Earnings: Adjusted Interest Earnings
			Subtotal	**6,442,710.45**	**6,267,754.53**	**6,442,710.45**			**3.642**	**19,386.24**	**0.00**	**19,386.24**
Fund: General Operating												
TX DLY 1227-02	10231	GEN OP	RRP	3,048,069.42	13,033,882.34	3,048,069.42		3.870	1.282	14,187.08	0.00	14,187.08
TX GEN-0001	10237	GEN OP	RRP	12,404,468.59	17,376,374.32	12,404,468.59		4.014	3.298	48,664.59	0.00	48,664.59
MB GEN 7601	10246	GEN OP	RR2	2,780,989.72	1,542,250.71	2,780,989.72		0.050	0.065	85.51	0.00	85.51
MB GEN 0616	10293	GEN OP	RR2	11,127,222.28	11,786,741.73	11,127,222.28		4.000	4.044	40,480.55	0.00	40,480.55
MB SCH CSH 1600	10305	GEN OP	RR2	0.54	0.54	0.54				0.00	0.00	0.00
FID 2847 MM	10344	GEN OP	RR3	43,761.62	43,628.60	43,761.62		3.630	3.590	133.02	0.00	133.02
TERM SER II	10340	GEN OP	CPI	7,000,000.00	7,000,000.00	7,000,000.00	06/09/2027	4.130	4.130	24,553.70	0.00	24,553.70
TX TERM 8/27	10346	GEN OP	CPI	5,000,000.00	0.00	5,000,000.00	08/02/2027	4.610	4.610	17,050.68	0.00	17,050.68
TX TERM 9/27	10347	GEN OP	CPI	5,000,000.00	0.00	5,000,000.00	09/01/2027	4.690	4.690	17,346.57	0.00	17,346.57
91282CGT2	10342	GEN OP	TRC	2,311,000.00	2,294,835.16	2,295,751.26	03/31/2028	3.625	4.131	7,134.58	916.10	8,050.68
91282CRB9	10343	GEN OP	TRC	2,881,000.00	2,887,318.96	2,887,026.15	07/31/2028	4.250	4.087	10,314.45	-292.81	10,021.64
			Subtotal	**51,596,512.17**	**55,965,032.36**	**51,587,289.58**			**3.287**	**179,950.73**	**623.29**	**180,574.02**
Fund: MOODY PERF ARTS CENTER												
TX MPAC-0008	10324	MPAC	RRP	5,809,621.14	5,806,348.22	5,809,621.14		4.014	4.011	19,778.51	0.00	19,778.51
			Subtotal	**5,809,621.14**	**5,806,348.22**	**5,809,621.14**			**4.011**	**19,778.51**	**0.00**	**19,778.51**
Fund: Student Activity												
TX ACT-0004	10240	STUACT	RRP	499,182.73	497,483.93	499,182.73		4.014	4.021	1,698.80	0.00	1,698.80
MB ACT 7627	10241	STUACT	RR2	230,871.54	187,680.40	230,871.54		0.050	0.059	9.38	0.00	9.38
			Subtotal	**730,054.27**	**685,164.33**	**730,054.27**			**2.935**	**1,708.18**	**0.00**	**1,708.18**
			Total	**204,586,332.17**	**208,666,970.55**	**203,070,413.16**			**3.636**	**359,256.35**	**309,812.87**	**669,069.22**

Galveston ISD
Amortization Schedule
October 1, 2026 - October 31, 2026
Sorted By Fund - Maturity Date

HUB Investment Partners LLC
900 S Capital of Texas Hwy
350
Austin, TX 78746
(512)600-5200

Investment # / Issuer	Fund	Maturity Date / Amort. Date	Beginning Par Value / Current Rate	Purchase Principal	Original Premium or Discount	Ending Book Value	Amounts Amortized And Unamortized As of 10/01/2026	Amount Amortized This Period	Amt Amortized Through 10/31/2026	Amount Unamortized Through 10/31/2026
Bond 2022 Construction Fund										
10331 US Treasury	BD 2022	10/29/2026	7,257,000.00 3.550	6,999,396.49	-257,603.51	0.00	237,567.68 -20,035.83	20,035.83	257,603.51	0.00
10339 US Treasury	BD 2022	12/17/2026	6,113,000.00 3.760	5,999,375.54	-113,624.46	6,083,636.38	64,472.31 -49,152.15	19,788.53	84,260.84	-29,363.62
10332 US Treasury	BD 2022	12/24/2026	7,250,000.00 3.400	7,001,451.21	-248,548.79	7,213,710.51	191,033.37 -57,515.42	21,225.93	212,259.30	-36,289.49
10333 US Treasury	BD 2022	02/18/2027	20,700,000.00 3.382	20,005,677.41	-694,322.59	20,488,007.95	422,039.22 -272,283.37	60,291.32	482,330.54	-211,992.05
10334 US Treasury	BD 2022	03/18/2027	12,450,000.00 3.606	12,004,851.20	-445,148.80	12,279,172.59	235,667.01 -209,481.79	38,654.38	274,321.39	-170,827.41
10337 US Treasury	BD 2022	03/18/2027	6,177,000.00 3.647	5,999,933.56	-177,066.44	6,091,282.32	71,952.79 -105,113.65	19,395.97	91,348.76	-85,717.68
10336 US Treasury	BD 2022	04/15/2027	6,198,000.00 3.702	5,999,800.71	-198,199.29	6,092,846.04	73,289.13 -124,910.16	19,756.20	93,045.33	-105,153.96
10335 US Treasury	BD 2022	05/13/2027	10,546,000.00 3.695	10,179,116.04	-366,883.96	10,337,125.06	124,459.16 -242,424.80	33,549.86	158,009.02	-208,874.94
10338 US Treasury	BD 2022	06/10/2027	5,578,000.00 3.806	5,369,838.39	-208,161.61	5,447,677.86	59,558.99 -148,602.62	18,280.48	77,839.47	-130,322.14
10341 US Treasury	BD 2022	08/05/2027	17,135,000.00 3.842	16,480,350.59	-654,649.41	16,628,469.59	91,431.48 -563,217.93	56,687.52	148,119.00	-506,530.41
10345 US Treasury	BD 2022	01/15/2028	5,254,000.00 4.250	5,230,212.81	-23,787.19	5,232,375.28	638.91 -23,148.28	1,523.56	2,162.47	-21,624.72
			Subtotal	**101,270,003.95**	**-3,387,996.05**	**95,894,303.58**	**1,572,110.05** **-1,815,886.00**	**309,189.58**	**1,881,299.63**	**-1,506,696.42**
General Operating										
10342 US Treasury	GEN OP	03/31/2028	2,311,000.00 3.625	2,293,416.67	-17,583.33	2,295,751.26	1,418.49 -16,164.84	916.10	2,334.59	-15,248.74
10343 US Treasury	GEN OP	07/31/2028	2,881,000.00 4.250	2,887,772.34	6,772.34	2,887,026.15	-453.38 6,318.96	-292.81	-746.19	6,026.15
			Subtotal	**5,181,189.01**	**-10,810.99**	**5,182,777.41**	**965.11** **-9,845.88**	**623.29**	**1,588.40**	**-9,222.59**
			Total	**106,451,192.96**	**-3,398,807.04**	**101,077,080.99**	**1,573,075.16** **-1,825,731.88**	**309,812.87**	**1,882,888.03**	**-1,515,919.01**



Galveston ISD
Accrued Interest
Sorted by Fund - Maturity Date
October 1, 2026 - October 31, 2026

HUB Investment Partners LLC
900 S Capital of Texas Hwy
350
Austin, TX 78746
(512)600-5200

CUSIP	Investment #	Security Type	Par Value	Maturity Date	Current Rate	* Beginning Accrued Interest	Adjusted Acc'd Int. at Purchase During Period	Interest Earned	Interest Received	* Ending Accrued Interest
Bond 2018 Construction Fund										
MB BD CON 2056	10242	RR2	0.00			0.00	0.00	0.00	0.00	0.00
		Subtotal	**0.00**			**0.00**	**0.00**	**0.00**	**0.00**	**0.00**
Bond 2022 Construction Fund										
TX BD 2022	10284	RRP	24,809,320.84		4.014	0.00	0.00	85,630.57	85,630.57	0.00
TX DLY 1227-05	10233	RRP	0.00			0.00	0.00	0.00	0.00	0.00
MB BD CON 2022	10287	RR2	566,405.15		0.050	0.00	0.00	49.32	49.32	0.00
FID BOND MM	10286	RR3	7,273,145.36		3.630	0.00	0.00	2,213.49	2,213.49	0.00
912797SK4	10331	ATD	0.00	10/29/2026	3.550	0.00	0.00	0.00	0.00	0.00
912797VH7	10339	ATD	6,113,000.00	12/17/2026	3.760	0.00	0.00	0.00	0.00	0.00
912797TC1	10332	ATD	7,250,000.00	12/24/2026	3.400	0.00	0.00	0.00	0.00	0.00
912797TV9	10333	ATD	20,700,000.00	02/18/2027	3.382	0.00	0.00	0.00	0.00	0.00
912797UD7	10334	ATD	12,450,000.00	03/18/2027	3.606	0.00	0.00	0.00	0.00	0.00
912797UD7	10337	ATD	6,177,000.00	03/18/2027	3.647	0.00	0.00	0.00	0.00	0.00
912797UE5	10336	ATD	6,198,000.00	04/15/2027	3.702	0.00	0.00	0.00	0.00	0.00
912797UX3	10335	ATD	10,546,000.00	05/13/2027	3.695	0.00	0.00	0.00	0.00	0.00
912797VF1	10338	ATD	5,578,000.00	06/10/2027	3.806	0.00	0.00	0.00	0.00	0.00
912797VR5	10341	ATD	17,135,000.00	08/05/2027	3.842	0.00	0.00	0.00	0.00	0.00
91282CMF5	10345	TRC	5,254,000.00	01/15/2028	4.250	47,328.83	0.00	18,810.18	0.00	66,139.01
		Subtotal	**130,049,871.35**			**47,328.83**	**0.00**	**106,703.56**	**87,893.38**	**66,139.01**
Bond 2023 Construction Fund										
TX BD 2023	10291	RRP	0.00			0.00	0.00	0.00	0.00	0.00
MB 23 BND 5610	10292	RR2	0.00			0.00	0.00	0.00	0.00	0.00
		Subtotal	**0.00**			**0.00**	**0.00**	**0.00**	**0.00**	**0.00**
Building Proceed Funds										
TX BLDG PROC FD	10330	RRP	5,181,309.50		4.014	0.00	0.00	17,633.01	17,633.01	0.00
		Subtotal	**5,181,309.50**			**0.00**	**0.00**	**17,633.01**	**17,633.01**	**0.00**
Child Nutrition										
TX CNS-0005	10282	RRP	3,627,867.90		4.014	0.00	0.00	11,278.47	11,278.47	0.00
TX DLY 1227-08	10235	RRP	856,321.07		3.870	0.00	0.00	2,807.55	2,807.55	0.00
MB CN 7619	10245	RR2	292,064.32		0.050	0.00	0.00	10.10	10.10	0.00
		Subtotal	**4,776,253.29**			**0.00**	**0.00**	**14,096.12**	**14,096.12**	**0.00**

* Beginning Accrued may not include investments that redeemed in the previous month that had outstanding accrued interest. Ending Accrued includes outstanding purchase interest.

CUSIP	Investment #	Security Type	Par Value	Maturity Date	Current Rate	* Beginning Accrued Interest	Adjusted Acc'd Int. at Purchase During Period	Interest Earned	Interest Received	* Ending Accrued Interest
Interest & Sinking										
TX DEBT-0002	10238	RRP	2,911,123.57		4.014	0.00	0.00	9,564.06	9,564.06	0.00
TX DLY 1227-04	10232	RRP	252,425.70		3.870	0.00	0.00	827.61	827.61	0.00
MB DS 2049	10243	RR2	2,878.87		0.050	0.00	0.00	0.13	0.13	0.00
MB DS MM 7635	10244	RR3	3,276,282.31		3.140	0.00	0.00	8,994.44	8,994.44	0.00
		Subtotal	**6,442,710.45**			**0.00**	**0.00**	**19,386.24**	**19,386.24**	**0.00**
General Operating										
TX GEN-0001	10237	RRP	12,404,468.59		4.014	0.00	0.00	48,664.59	48,664.59	0.00
TX DLY 1227-02	10231	RRP	3,048,069.42		3.870	0.00	0.00	14,187.08	14,187.08	0.00
MB GEN 7601	10246	RR2	2,780,989.72		0.050	0.00	0.00	85.51	85.51	0.00
MB GEN 0616	10293	RR2	11,127,222.28		4.000	0.00	0.00	40,480.55	40,480.55	0.00
MB SCH CSH 1600	10305	RR2	0.54			0.00	0.00	0.00	0.00	0.00
FID 2847 MM	10344	RR3	43,761.62		3.630	0.00	0.00	133.02	133.02	0.00
TERM SER II	10340	CPI	7,000,000.00	06/09/2027	4.130	90,294.25	0.00	24,553.70	0.00	114,847.95
TX TERM 8/27	10346	CPI	5,000,000.00	08/02/2027	4.610	0.00	0.00	17,050.68	0.00	17,050.68
TX TERM 9/27	10347	CPI	5,000,000.00	09/01/2027	4.690	0.00	0.00	17,346.57	0.00	17,346.57
91282CGT2	10342	TRC	2,311,000.00	03/31/2028	3.625	230.15	0.00	7,134.58	0.00	7,364.73
91282CRB9	10343	TRC	2,881,000.00	07/31/2028	4.250	20,628.90	0.00	10,314.45	0.00	30,943.35
		Subtotal	**51,596,512.17**			**111,153.30**	**0.00**	**179,950.73**	**103,550.75**	**187,553.28**
MOODY PERF ARTS CENTER										
TX MPAC-0008	10324	RRP	5,809,621.14		4.014	0.00	0.00	19,778.51	19,778.51	0.00
		Subtotal	**5,809,621.14**			**0.00**	**0.00**	**19,778.51**	**19,778.51**	**0.00**
Student Activity										
TX ACT-0004	10240	RRP	499,182.73		4.014	0.00	0.00	1,698.80	1,698.80	0.00
MB ACT 7627	10241	RR2	230,871.54		0.050	0.00	0.00	9.38	9.38	0.00
		Subtotal	**730,054.27**			**0.00**	**0.00**	**1,708.18**	**1,708.18**	**0.00**
		Total	**204,586,332.17**			**158,482.13**	**0.00**	**359,256.35**	**264,046.19**	**253,692.29**

* Beginning Accrued may not include investments that redeemed in the previous month that had outstanding accrued interest. Ending Accrued includes outstanding purchase interest.

Galveston ISD
Inventory by Maturity Report
October 31, 2026

HUB Investment Partners LLC
900 S Capital of Texas Hwy
350
Austin, TX 78746
(512)600-5200

CUSIP	Investment #	Fund	Sec. Type	Issuer	Purchase Date	Book Value	Current Rate	Maturity/Call Date	Maturity Amount	Total Days	Par Value	YTM/YTC 360	YTM/YTC 365	Days to Mat./Call
912797VH7	10339	BD 2022	ATD	US Treasury	06/22/2026	6,083,636.38	3.760	12/17/2026	6,113,000.00	178	6,113,000.00	3.884	3.938	46
912797TC1	10332	BD 2022	ATD	US Treasury	12/26/2025	7,213,710.51	3.400	12/24/2026	7,250,000.00	363	7,250,000.00	3.539	3.588	53
912797TV9	10333	BD 2022	ATD	US Treasury	02/26/2026	20,488,007.95	3.382	02/18/2027	20,700,000.00	357	20,700,000.00	3.518	3.567	109
912797UD7	10334	BD 2022	ATD	US Treasury	03/26/2026	12,279,172.59	3.606	03/18/2027	12,450,000.00	357	12,450,000.00	3.757	3.809	137
912797UD7	10337	BD 2022	ATD	US Treasury	06/08/2026	6,091,282.32	3.647	03/18/2027	6,177,000.00	283	6,177,000.00	3.781	3.834	137
912797UE5	10336	BD 2022	ATD	US Treasury	06/08/2026	6,092,846.04	3.702	04/15/2027	6,198,000.00	311	6,198,000.00	3.847	3.900	165
912797UX3	10335	BD 2022	ATD	US Treasury	06/08/2026	10,337,125.06	3.695	05/13/2027	10,546,000.00	339	10,546,000.00	3.847	3.900	193
TERM SER II	10340	GEN OP	CPI	Texas Class	06/09/2026	7,000,000.00	4.130	06/09/2027	7,000,000.00	365	7,000,000.00	4.073	4.130	220
912797VF1	10338	BD 2022	ATD	US Treasury	06/22/2026	5,447,677.86	3.806	06/10/2027	5,578,000.00	353	5,578,000.00	3.971	4.026	221
TX TERM 8/27	10346	GEN OP	CPI	Texas Term	10/05/2026	5,000,000.00	4.610	08/02/2027	5,000,000.00	301	5,000,000.00	4.547	4.610	274
912797VR5	10341	BD 2022	ATD	US Treasury	08/12/2026	16,628,469.59	3.842	08/05/2027	17,135,000.00	358	17,135,000.00	4.011	4.066	277
TX TERM 9/27	10347	GEN OP	CPI	Texas Term	10/05/2026	5,000,000.00	4.690	09/01/2027	5,000,000.00	331	5,000,000.00	4.626	4.690	304
91282CMF5	10345	BD 2022	TRC	US Treasury	09/18/2026	5,232,375.28	4.250	01/15/2028	5,254,000.00	484	5,254,000.00	4.539	4.602	440
91282CGT2	10342	GEN OP	TRC	US Treasury	08/14/2026	2,295,751.26	3.625	03/31/2028	2,311,000.00	595	2,311,000.00	4.054	4.111	516
91282CRB9	10343	GEN OP	TRC	US Treasury	08/14/2026	2,887,026.15	4.250	07/31/2028	2,881,000.00	717	2,881,000.00	4.067	4.123	638
				Subtotal and Average		**118,077,080.99**			**119,593,000.00**		**119,593,000.00**	**3.905**	**3.959**	**203**
				Net Maturities and Average		**118,077,080.99**			**119,593,000.00**		**119,593,000.00**	**3.905**	**3.959**	**203**

HUB Investment Partners LLC
900 S Capital of Texas Hwy
350
Austin, TX 78746
(512)600-5200

Galveston ISD
Projected Cashflow Report
Sorted by Monthly
For the Period November 1, 2026 - April 30, 2027

Projected Trans. Date	Investment #	Fund	Security ID	Transaction Type	Issuer	Par Value	Original Cost	Principal	Interest	Total
December 2026										
12/17/2026	10339	BD 2022	912797VH7	Maturity	US Treasury	6,113,000.00	5,999,355.54	6,113,000.00	0.00	6,113,000.00
12/24/2026	10332	BD 2022	912797TC1	Maturity	US Treasury	7,250,000.00	7,001,431.21	7,250,000.00	0.00	7,250,000.00
					Total for December 2026	**13,363,000.00**	**13,000,786.75**	**13,363,000.00**	**0.00**	**13,363,000.00**
January 2027										
01/15/2027	10345	BD 2022	91282CMF5	Interest	US Treasury	0.00	0.00	0.00	111,647.50	111,647.50
01/31/2027	10343	GEN OP	91282CRB9	Interest	US Treasury	0.00	0.00	0.00	61,221.25	61,221.25
					Total for January 2027	**0.00**	**0.00**	**0.00**	**172,868.75**	**172,868.75**
February 2027										
02/18/2027	10333	BD 2022	912797TV9	Maturity	US Treasury	20,700,000.00	20,005,657.41	20,700,000.00	0.00	20,700,000.00
					Total for February 2027	**20,700,000.00**	**20,005,657.41**	**20,700,000.00**	**0.00**	**20,700,000.00**
March 2027										
03/18/2027	10334	BD 2022	912797UD7	Maturity	US Treasury	12,450,000.00	12,004,831.20	12,450,000.00	0.00	12,450,000.00
03/18/2027	10337	BD 2022	912797UD7	Maturity	US Treasury	6,177,000.00	5,999,913.56	6,177,000.00	0.00	6,177,000.00
03/31/2027	10342	GEN OP	91282CGT2	Interest	US Treasury	0.00	0.00	0.00	41,886.88	41,886.88
					Total for March 2027	**18,627,000.00**	**18,004,744.76**	**18,627,000.00**	**41,886.88**	**18,668,886.88**
April 2027										
04/15/2027	10336	BD 2022	912797UE5	Maturity	US Treasury	6,198,000.00	5,999,780.71	6,198,000.00	0.00	6,198,000.00
					Total for April 2027	**6,198,000.00**	**5,999,780.71**	**6,198,000.00**	**0.00**	**6,198,000.00**
					GRAND TOTALS:	**58,888,000.00**	**57,010,969.63**	**58,888,000.00**	**214,755.63**	**59,102,755.63**

Galveston ISD
Credit Rating Report
October 31, 2026
Sorted by S&P - Maturity Date

HUB Investment Partners LLC
900 S Capital of Texas Hwy
350
Austin, TX 78746
(512)600-5200

Investment #	Issuer	Security #	Purchase Principal	Book Value	Market Value	S&P Rating	Moody's Rating	Purchase Date	Maturity Date	Days To Maturity	Stated Rate	YTM	% of Total
10339	USTR	912797VH7	5,999,355.54	6,083,636.38	6,082,862.91	AA+	Aa1	06/22/2026	12/17/2026	46	3.760	3.884	3.00
10332	USTR	912797TC1	7,001,431.21	7,213,710.51	7,208,167.50	AA+	Aa1	12/26/2025	12/24/2026	53	3.400	3.539	3.55
10333	USTR	912797TV9	20,005,657.41	20,488,007.95	20,450,358.00	AA+	Aa1	02/26/2026	02/18/2027	109	3.382	3.518	10.09
10334	USTR	912797UD7	12,004,831.20	12,279,172.59	12,258,394.50	AA+	Aa1	03/26/2026	03/18/2027	137	3.606	3.757	6.05
10337	USTR	912797UD7	5,999,913.56	6,091,282.32	6,081,935.97	AA+	Aa1	06/08/2026	03/18/2027	137	3.647	3.781	3.00
10336	USTR	912797UE5	5,999,780.71	6,092,846.04	6,081,787.50	AA+	Aa1	06/08/2026	04/15/2027	165	3.702	3.847	3.00
10335	USTR	912797UX3	10,179,096.04	10,337,125.06	10,315,464.44	AA+	Aa1	06/08/2026	05/13/2027	193	3.695	3.847	5.09
10338	USTR	912797VF1	5,369,818.39	5,447,677.86	5,438,494.22	AA+	Aa1	06/22/2026	06/10/2027	221	3.806	3.971	2.68
10341	USTR	912797VR5	16,480,330.59	16,628,469.59	16,590,963.75	AA+	Aa1	08/12/2026	08/05/2027	277	3.842	4.011	8.19
10345	USTR	91282CMF5	5,230,192.81	5,232,375.28	5,237,975.30	AA+	Aa1	09/18/2026	01/15/2028	440	4.250	4.602	2.58
10342	USTR	91282CGT2	2,293,396.67	2,295,751.26	2,282,574.70	AA+	Aa1	08/14/2026	03/31/2028	516	3.625	4.111	1.13
10343	USTR	91282CRB9	2,887,752.34	2,887,026.15	2,865,471.41	AA+	Aa1	08/14/2026	07/31/2028	638	4.250	4.123	1.42
SubTotal for AA+			**99,451,556.47**	**101,077,080.99**	**100,894,450.20**					**193**	**3.674**	**3.832**	**49.78**
10231	TXRANG	TX DLY	3,048,069.42	3,048,069.42	3,048,069.42	None	None	09/01/2022		1	3.870	3.870	1.50
10232	TXRANG	TX DLY	252,425.70	252,425.70	252,425.70	None	None	09/01/2022		1	3.870	3.870	0.12
10233	TXRANG	TX DLY	0.00	0.00	0.00	None	None	09/01/2022		1			0.00
10235	TXRANG	TX DLY	856,321.07	856,321.07	856,321.07	None	None	09/01/2022		1	3.870	3.870	0.42
10237	CLASS	TX	12,404,468.59	12,404,468.59	12,404,468.59	None	None	09/01/2022		1	4.014	4.014	6.11
10238	CLASS	TX	2,911,123.57	2,911,123.57	2,911,123.57	None	None	09/01/2022		1	4.014	4.014	1.43
10240	CLASS	TX	499,182.73	499,182.73	499,182.73	None	None	09/01/2022		1	4.014	4.014	0.25
10241	MOODY	MB ACT	230,871.54	230,871.54	230,871.54	None	None	09/01/2022		1	0.050	0.050	0.11
10242	MOODY	MB BD CON	0.00	0.00	0.00	None	None	09/01/2022		1			0.00
10243	MOODY	MB DS 2049	2,878.87	2,878.87	2,878.87	None	None	09/01/2022		1	0.050	0.050	0.00
10244	MOODY	MB DS MM	3,276,282.31	3,276,282.31	3,276,282.31	None	None	09/01/2022		1	3.140	3.140	1.61
10245	MOODY	MB CN 7619	292,064.32	292,064.32	292,064.32	None	None	09/01/2022		1	0.050	0.050	0.14
10246	MOODY	MB GEN	2,780,989.72	2,780,989.72	2,780,989.72	None	None	09/01/2022		1	0.050	0.050	1.37
10282	CLASS	TX	3,627,867.90	3,627,867.90	3,627,867.90	None	None	09/01/2022		1	4.014	4.014	1.79
10284	CLASS	TX BD 2022	24,809,320.84	24,809,320.84	24,809,320.84	None	None	08/30/2022		1	4.014	4.014	12.22
10286	FIDEL	FID BOND	7,273,145.36	7,273,145.36	7,273,145.36	None	None	09/22/2022		1	3.630	3.630	3.58
10287	MOODY	MB BD CON	566,405.15	566,405.15	566,405.15	None	None	09/08/2022		1	0.050	0.050	0.28
10291	CLASS	TX BD 2023	0.00	0.00	0.00	None	None	05/03/2023		1			0.00
10292	MOODY	MB 23 BND	0.00	0.00	0.00	None	None	05/23/2023		1			0.00
10293	MOODY	MB GEN	11,127,222.28	11,127,222.28	11,127,222.28	None	None	05/01/2023		1	4.000	4.000	5.48
10305	MOODY	MB SCH	0.54	0.54	0.54	None	None	05/01/2024		1			0.00
10324	CLASS	TX	5,809,621.14	5,809,621.14	5,809,621.14	None	None	05/09/2025		1	4.014	4.014	2.86
10330	CLASS	TX BLDG	5,181,309.50	5,181,309.50	5,181,309.50	None	None	09/19/2025		1	4.014	4.014	2.55
10344	FIDEL	FID 2847	43,761.62	43,761.62	43,761.62	None	None	08/11/2026		1	3.630	3.630	0.02

Investment #	Issuer	Security #	Purchase Principal	Book Value	Market Value	S&P Rating	Moody's Rating	Purchase Date	Maturity Date	Days To Maturity	Stated Rate	YTM	% of Total
10340	CLASS	TERM SER II	7,000,000.00	7,000,000.00	7,000,000.00	None	None	06/09/2026	06/09/2027	220	4.130	4.130	3.45
10346	TXTERM	TX TERM	5,000,000.00	5,000,000.00	5,000,000.00	None	None	10/05/2026	08/02/2027	274	4.610	4.610	2.46
10347	TXTERM	TX TERM	5,000,000.00	5,000,000.00	5,000,000.00	None	None	10/05/2026	09/01/2027	304	4.690	4.690	2.46
SubTotal for No Specified Rating			**101,993,332.17**	**101,993,332.17**	**101,993,332.17**					**44**	**3.871**	**3.871**	**50.21**

HUB Investment Partners LLC
900 S Capital of Texas Hwy
350
Austin, TX 78746
(512)600-5200

Galveston ISD
Texas Compliance Change in Val Report
Sorted by Fund
October 1, 2026 - October 31, 2026

Inv # / Cusip	Issuer / Par Value	Fund / YTM	Purch Date / Mat Date	Interest Accrual / Interest Received	Beginning Book Value / Beginning Market Value	Purchases/ Additions	Redemptions	Change in Value	Ending Book Value / Ending Market Value
Fund: Bond 2018 Constructi									
10242	MOODY	BD 2018	09/01/2022	0.00	0.00	0.00	0.00	0.00	0.00
MB BD CON 2056	0.00	0.000	/ /	0.00	0.00	0.00	0.00	0.00	0.00
Sub Totals For: Fund: Bond 2018 Constructi				0.00	0.00	0.00	0.00	0.00	0.00
				0.00	0.00	0.00	0.00	0.00	0.00
Fund: Bond 2022 Constructi									
10233	TXRANG	BD 2022	09/01/2022	0.00	0.00	0.00	0.00	0.00	0.00
TX DLY 1227-05	0.00	0.000	/ /	0.00	0.00	0.00	0.00	0.00	0.00
10284	CLASS	BD 2022	08/30/2022	85,630.57	26,073,690.27	85,630.57	1,350,000.00	-1,264,369.43	24,809,320.84
TX BD 2022	24,809,320.84	4.014	/ /	85,630.57	26,073,690.27	85,630.57	1,350,000.00	-1,264,369.43	24,809,320.84
10286	FIDEL	BD 2022	09/22/2022	2,213.49	13,931.87	7,259,213.49	0.00	7,259,213.49	7,273,145.36
FID BOND MM	7,273,145.36	3.630	/ /	2,213.49	13,931.87	7,259,213.49	0.00	7,259,213.49	7,273,145.36
10287	MOODY	BD 2022	09/08/2022	49.32	1,305,303.26	1,350,049.32	2,088,947.43	-738,898.11	566,405.15
MB BD CON 2022	566,405.15	0.050	/ /	49.32	1,305,303.26	1,350,049.32	2,088,947.43	-738,898.11	566,405.15
10331	USTR	BD 2022	11/03/2025	0.00	7,236,964.17	0.00	7,257,000.00	-7,236,964.17	0.00
912797SK4	0.00	0.000	10/29/2026	0.00	7,235,229.00	0.00	7,257,000.00	-7,235,229.00	0.00
10332	USTR	BD 2022	12/26/2025	0.00	7,192,484.58	0.00	0.00	21,225.93	7,213,710.51
912797TC1	7,250,000.00	3.538	12/24/2026	0.00	7,182,720.00	0.00	0.00	25,447.50	7,208,167.50
10333	USTR	BD 2022	02/26/2026	0.00	20,427,716.63	0.00	0.00	60,291.32	20,488,007.95
912797TV9	20,700,000.00	3.518	02/18/2027	0.00	20,370,042.00	0.00	0.00	80,316.00	20,450,358.00
10334	USTR	BD 2022	03/26/2026	0.00	12,240,518.21	0.00	0.00	38,654.38	12,279,172.59
912797UD7	12,450,000.00	3.756	03/18/2027	0.00	12,208,968.00	0.00	0.00	49,426.50	12,258,394.50
10335	USTR	BD 2022	06/08/2026	0.00	10,303,575.20	0.00	0.00	33,549.86	10,337,125.06
912797UX3	10,546,000.00	3.846	05/13/2027	0.00	10,274,862.34	0.00	0.00	40,602.10	10,315,464.44

Inv # / Cusip	Issuer / Par Value	Fund / YTM	Purch Date / Mat Date	Interest Accrual / Interest Received	Beginning Book Value / Beginning Market Value	Purchases/ Additions	Redemptions	Change in Value	Ending Book Value / Ending Market Value
10336	USTR	BD 2022	06/08/2026	0.00	6,073,089.84	0.00	0.00	19,756.20	6,092,846.04
912797UE5	6,198,000.00	3.846	04/15/2027	0.00	6,057,243.42	0.00	0.00	24,544.08	6,081,787.50
10337	USTR	BD 2022	06/08/2026	0.00	6,071,886.35	0.00	0.00	19,395.97	6,091,282.32
912797UD7	6,177,000.00	3.781	03/18/2027	0.00	6,057,413.28	0.00	0.00	24,522.69	6,081,935.97
10338	USTR	BD 2022	06/22/2026	0.00	5,429,397.38	0.00	0.00	18,280.48	5,447,677.86
912797VF1	5,578,000.00	3.970	06/10/2027	0.00	5,415,401.30	0.00	0.00	23,092.92	5,438,494.22
10339	USTR	BD 2022	06/22/2026	0.00	6,063,847.85	0.00	0.00	19,788.53	6,083,636.38
912797VH7	6,113,000.00	3.884	12/17/2026	0.00	6,061,039.50	0.00	0.00	21,823.41	6,082,862.91
10341	USTR	BD 2022	08/12/2026	0.00	16,571,782.07	0.00	0.00	56,687.52	16,628,469.59
912797VR5	17,135,000.00	4.010	08/05/2027	0.00	16,510,771.95	0.00	0.00	80,191.80	16,590,963.75
10345	USTR	BD 2022	09/18/2026	18,810.18	5,230,851.72	0.00	0.00	1,523.56	5,232,375.28
91282CMF5	5,254,000.00	4.602	01/15/2028	0.00	5,220,952.34	0.00	0.00	17,022.96	5,237,975.30
	Sub Totals For: Fund: Bond 2022 Constructi			106,703.56	130,235,039.40	8,694,893.38	10,695,947.43	-1,691,864.47	128,543,174.93
				87,893.38	129,987,568.53	8,694,893.38	10,695,947.43	-1,592,293.09	128,395,275.44
Fund: Bond 2023 Constructi									
10291	CLASS	BD 2023	05/03/2023	0.00	0.00	0.00	0.00	0.00	0.00
TX BD 2023	0.00	0.000	/ /	0.00	0.00	0.00	0.00	0.00	0.00
10292	MOODY	BD 2023	05/23/2023	0.00	0.00	0.00	0.00	0.00	0.00
MB 23 BND 5610	0.00	0.000	/ /	0.00	0.00	0.00	0.00	0.00	0.00
	Sub Totals For: Fund: Bond 2023 Constructi			0.00	0.00	0.00	0.00	0.00	0.00
				0.00	0.00	0.00	0.00	0.00	0.00
Fund: Building Proceed Fun									
10330	CLASS	BLDG FD	09/19/2025	17,633.01	5,163,676.49	17,633.01	0.00	17,633.01	5,181,309.50
TX BLDG PROC FD	5,181,309.50	4.014	/ /	17,633.01	5,163,676.49	17,633.01	0.00	17,633.01	5,181,309.50
	Sub Totals For: Fund: Building Proceed Fun			17,633.01	5,163,676.49	17,633.01	0.00	17,633.01	5,181,309.50
				17,633.01	5,163,676.49	17,633.01	0.00	17,633.01	5,181,309.50
Fund: Child Nutrition									

Inv # / Cusip	Issuer / Par Value	Fund / YTM	Purch Date / Mat Date	Interest Accrual / Interest Received	Beginning Book Value / Beginning Market Value	Purchases/ Additions	Redemptions	Change in Value	Ending Book Value / Ending Market Value
10235	TXRANG	CN	09/01/2022	2,807.55	853,513.52	2,807.55	0.00	2,807.55	856,321.07
TX DLY 1227-08	856,321.07	3.870	/ /	2,807.55	853,513.52	2,807.55	0.00	2,807.55	856,321.07
10245	MOODY	CN	09/01/2022	10.10	233,323.21	400,871.75	342,130.64	58,741.11	292,064.32
MB CN 7619	292,064.32	0.050	/ /	10.10	233,323.21	400,871.75	342,130.64	58,741.11	292,064.32
10282	CLASS	CN	09/01/2022	11,278.47	3,457,118.49	614,460.63	443,711.22	170,749.41	3,627,867.90
TX CNS-0005	3,627,867.90	4.014	/ /	11,278.47	3,457,118.49	614,460.63	443,711.22	170,749.41	3,627,867.90
Sub Totals For: Fund: Child Nutrition				14,096.12	4,543,955.22	1,018,139.93	785,841.86	232,298.07	4,776,253.29
				14,096.12	4,543,955.22	1,018,139.93	785,841.86	232,298.07	4,776,253.29
Fund: Interest & Sinking									
10232	TXRANG	DS	09/01/2022	827.61	251,598.09	827.61	0.00	827.61	252,425.70
TX DLY 1227-04	252,425.70	3.870	/ /	827.61	251,598.09	827.61	0.00	827.61	252,425.70
10238	CLASS	DS	09/01/2022	9,564.06	2,744,939.83	166,183.74	0.00	166,183.74	2,911,123.57
TX DEBT-0002	2,911,123.57	4.014	/ /	9,564.06	2,744,939.83	166,183.74	0.00	166,183.74	2,911,123.57
10243	MOODY	DS	09/01/2022	0.13	3,928.74	0.13	1,050.00	-1,049.87	2,878.87
MB DS 2049	2,878.87	0.050	/ /	0.13	3,928.74	0.13	1,050.00	-1,049.87	2,878.87
10244	MOODY	DS	09/01/2022	8,994.44	3,267,287.87	8,994.44	0.00	8,994.44	3,276,282.31
MB DS MM 7635	3,276,282.31	3.140	/ /	8,994.44	3,267,287.87	8,994.44	0.00	8,994.44	3,276,282.31
Sub Totals For: Fund: Interest & Sinking				19,386.24	6,267,754.53	176,005.92	1,050.00	174,955.92	6,442,710.45
				19,386.24	6,267,754.53	176,005.92	1,050.00	174,955.92	6,442,710.45
Fund: General Operating									
10231	TXRANG	GEN OP	09/01/2022	14,187.08	13,033,882.34	14,187.08	10,000,000.00	-9,985,812.92	3,048,069.42
TX DLY 1227-02	3,048,069.42	3.870	/ /	14,187.08	13,033,882.34	14,187.08	10,000,000.00	-9,985,812.92	3,048,069.42
10237	CLASS	GEN OP	09/01/2022	48,664.59	17,376,374.32	3,333,720.43	8,305,626.16	-4,971,905.73	12,404,468.59
TX GEN-0001	12,404,468.59	4.014	/ /	48,664.59	17,376,374.32	3,333,720.43	8,305,626.16	-4,971,905.73	12,404,468.59
10246	MOODY	GEN OP	09/01/2022	85.51	1,542,250.71	8,837,520.71	7,598,781.70	1,238,739.01	2,780,989.72
MB GEN 7601	2,780,989.72	0.050	/ /	85.51	1,542,250.71	8,837,520.71	7,598,781.70	1,238,739.01	2,780,989.72

Inv # / Cusip	Issuer / Par Value	Fund / YTM	Purch Date / Mat Date	Interest Accrual / Interest Received	Beginning Book Value / Beginning Market Value	Purchases/ Additions	Redemptions	Change in Value	Ending Book Value / Ending Market Value
10293	MOODY	GEN OP	05/01/2023	40,480.55	11,786,741.73	40,480.55	700,000.00	-659,519.45	11,127,222.28
MB GEN 0616	11,127,222.28	4.000	/ /	40,480.55	11,786,741.73	40,480.55	700,000.00	-659,519.45	11,127,222.28
10305	MOODY	GEN OP	05/01/2024	0.00	0.54	0.00	0.00	0.00	0.54
MB SCH CSH 1600	0.54	0.000	/ /	0.00	0.54	0.00	0.00	0.00	0.54
10340	CLASS	GEN OP	06/09/2026	24,553.70	7,000,000.00	0.00	0.00	0.00	7,000,000.00
TERM SER II	7,000,000.00	4.130	06/09/2027	0.00	7,000,000.00	0.00	0.00	0.00	7,000,000.00
10342	USTR	GEN OP	08/14/2026	7,134.58	2,294,835.16	0.00	0.00	916.10	2,295,751.26
91282CGT2	2,311,000.00	4.110	03/31/2028	0.00	2,272,267.64	0.00	0.00	10,307.06	2,282,574.70
10343	USTR	GEN OP	08/14/2026	10,314.45	2,887,318.96	0.00	0.00	-292.81	2,887,026.15
91282CRB9	2,881,000.00	4.123	07/31/2028	0.00	2,850,490.21	0.00	0.00	14,981.20	2,865,471.41
10344	FIDEL	GEN OP	08/11/2026	133.02	43,628.60	133.02	0.00	133.02	43,761.62
FID 2847 MM	43,761.62	3.630	/ /	133.02	43,628.60	133.02	0.00	133.02	43,761.62
10346	TXTERM	GEN OP	10/05/2026	17,050.68	0.00	5,000,000.00	0.00	5,000,000.00	5,000,000.00
TX TERM 8/27	5,000,000.00	4.610	08/02/2027	0.00	0.00	5,000,000.00	0.00	5,000,000.00	5,000,000.00
10347	TXTERM	GEN OP	10/05/2026	17,346.57	0.00	5,000,000.00	0.00	5,000,000.00	5,000,000.00
TX TERM 9/27	5,000,000.00	4.690	09/01/2027	0.00	0.00	5,000,000.00	0.00	5,000,000.00	5,000,000.00
Sub Totals For: Fund: General Operating				179,950.73	55,965,032.36	22,226,041.79	26,604,407.86	-4,377,742.78	51,587,289.58
				103,550.75	55,905,636.09	22,226,041.79	26,604,407.86	-4,353,077.81	51,552,558.28
Fund: MOODY PERF ARTS CENT									
10324	CLASS	MPAC	05/09/2025	19,778.51	5,806,348.22	19,778.51	16,505.59	3,272.92	5,809,621.14
TX MPAC-0008	5,809,621.14	4.014	/ /	19,778.51	5,806,348.22	19,778.51	16,505.59	3,272.92	5,809,621.14
Sub Totals For: Fund: MOODY PERF ARTS CENT				19,778.51	5,806,348.22	19,778.51	16,505.59	3,272.92	5,809,621.14
				19,778.51	5,806,348.22	19,778.51	16,505.59	3,272.92	5,809,621.14
Fund: Student Activity									
10240	CLASS	STUACT	09/01/2022	1,698.80	497,483.93	1,698.80	0.00	1,698.80	499,182.73
TX ACT-0004	499,182.73	4.014	/ /	1,698.80	497,483.93	1,698.80	0.00	1,698.80	499,182.73

Inv # / Cusip	Issuer / Par Value	Fund / YTM	Purch Date / Mat Date	Interest Accrual / Interest Received	Beginning Book Value / Beginning Market Value	Purchases/ Additions	Redemptions	Change in Value	Ending Book Value / Ending Market Value
10241	MOODY	STUACT	09/01/2022	9.38	187,680.40	65,324.05	22,132.91	43,191.14	230,871.54
MB ACT 7627	230,871.54	0.050	/ /	9.38	187,680.40	65,324.05	22,132.91	43,191.14	230,871.54
	Sub Totals For: Fund: Student Activity			1,708.18	685,164.33	67,022.85	22,132.91	44,889.94	730,054.27
				1,708.18	685,164.33	67,022.85	22,132.91	44,889.94	730,054.27
	Report Grand Totals:			359,256.35	208,666,970.55	32,219,515.39	38,125,885.65	-5,596,557.39	203,070,413.16
				264,046.19	208,360,103.41	32,219,515.39	38,125,885.65	-5,472,321.04	202,887,782.37

GLOSSARY	
PAR VALUE	The face value of investment.
MARKET VALUE	The face value multiplied by the market price. It is the last reported price from the report date.
BOOK VALUE	The cost of a bond, plus or minus adjustments for purchase discount or premium adjustments.
AMORTIZATION/ACCRETION	Amortization (accretion) is the process of reducing (increasing) the original cost of the investment on a daily basis in order to equal par value at maturity. Amortization calculations vary by investment type and the basis associated with the type of investment.
SECURITY TYPE DEFINITIONS	Security types are broad category of investments with similar characteristics and risk features such as agency securities, corporate bonds, municipal bonds, and money markets. Codes within the system are utilized to make calculations based on the underlying security. Security type labels are customizable.
CPI	TexasTERM
ACP	Commercial Paper Discounted - Amortizing
MC1	Municipal Bonds
RR3	Money Market Accounts
PA1	Passbook/Checking Accounts
RRP	Investment Pools
TRC	Treasury Coupon Securities
PURCHASE PRINCIPAL	The original cost of the bond. Par value multiplied by purchase price.
PREMIUM/DISCOUNT	A bond with price below 100 is discount. A bond with price above 100 is premium.
ADJUSTED INTEREST EARNINGS	Net between interest earned and amortization/accretion adjustments within a report period.
EFFECTIVE RATE OF RETURN	Interest earnings adjusted for amortization of premiums and accretion for discounts plus any realized gain or loss divided by the average daily balance of the portfolio divided by 365 and then multiplied by the actual days in the report period.
YIELD TO MATURITY	The yield of an investment as of the purchase date assuming that the bond is held to maturity.
YTM 360	The yield is based on a hypothetical year that has only 360 days.
YTM 365	The yield is based on a 365-day year.
REMAINING COST	The original cost of an investment taking into consideration any partial sales or redemptions for the par value that remains.
STATED RATE	Coupon rate (yield the bond paid on its issue date).
CURRENT RATE	A bond's annual return based on its annual coupon payments and current price (as opposed to its original price or face).

Statement Disclosures

The information provided in this report was created by HUB Investment Partners utilizing data from your custodian that is considered reliable. HUB Investment Partners is relying on the information provided by your custodian; HUB Investment Partners has not audited or otherwise verified the accuracy of the methodology, calculations, or information in this report. As a result, the methodology, calculations, and information presented in the report are not guaranteed by HUB Investment Partners.

HUB Investment Partners is independent of your custodian.

You should consider the account statements received directly from your account custodian as the prevailing document for your account. Please review the information contained on this statement against the statement provided to you from the account custodian or product sponsor. The reported value on your account statement you received from the account custodian may differ from the reported value on this quarterly statement due to a variety of factors including the treatment of accrued income and dividends, rounding and other considerations. If there is any unexplained discrepancy between this statement and the account statement you received from the account custodian, please immediately contact HUB Investment Partners and/or your account custodian. Discrepancies should be reported to HUB Investment Partners via telephone at 512-600-5268.

The account portfolio or assets in the account are valued at the starting and ending points of the period. Cash flows are included in the calculation based on when they occurred during the period.

Performance data quoted represents past performance and does not guarantee future results. The investment return and principal of an investment will fluctuate so that an investor's shares when redeemed may be worth more or less than their original cost. All investments have investment risks such as fluctuation in investment principal including the complete loss of principal invested. The values represented in the report may not reflect the original cost of a client's initial investment. HUB Investment Partners standard reporting does not reflect reinvestment of dividends and other earnings in the performance numbers, unless the account holder specifically asks for inclusion of such earnings. Performance report calculations and figures should not be relied upon for tax purposes.

If you have any changes in your financial situation, risk tolerance, investment objectives or if you wish to impose or modify any reasonable restrictions on the management of your account(s), please contact HUB Investment Partners immediately. Also, please contact us if you would like a current copy of our Disclosure Document, which includes a description of the advisory services we offer.

This material is not intended to present an opinion on legal or tax matters. Please consult with your attorney or tax advisor and compare this document to your custodial statement for accuracy, as applicable.

GALVESTON ISD
TAX COLLECTIONS BY FUND
AS OF 10/31/26

FUND	FUND	OBJ	OBJ	Revised Budget 2026-2027	FYTD Activity 2026-2027	October 2026-2027 Monthly Activity	2026-27 FYTD (UNDER)/Over Budget
199	GENERAL FUND	5711	TAXES-CURRENT YEAR	$ 90,393,922	$ 213,356	$ 213,356	$ (90,180,566)
199	GENERAL FUND	5712	TAXES-DELINQUENT	$ 1,200,000	$ 523,051	$ 351,984	$ (676,949)
199	GENERAL FUND	5719	PENALTY/INT/OTHER TAX REVENUE	$ 1,200,000	$ 132,424	$ 91,487	$ (1,067,576)
FUND TOTAL				$ 92,793,922	$ 868,832	$ 656,827	$ (91,925,091)
YTD AS A % OF BUDGET				0.9%			

FUND	FUND	OBJ	OBJ	Revised Budget 2026-2027	FYTD Activity 2026-2027	October 2026-2027 Monthly Activity	2026-27 FYTD (UNDER)/Over Budget
599	DEBT SERVICE FUND	5711	TAXES-CURRENT YEAR	$ 21,638,000	$ 51,881	$ 51,881	$ (21,586,119)
599	DEBT SERVICE FUND	5712	TAXES-DELINQUENT	$ 300,000	$ 124,909	$ 84,375	$ (175,091)
599	DEBT SERVICE FUND	5719	PENALTY/INT/OTHER TAX REVENUE	$ 250,000	$ 29,208	$ 20,364	$ (220,792)
FUND TOTAL				$ 22,188,000	$ 205,999	$ 156,620	$ (21,982,001)
YTD AS A % OF BUDGET				0.9%			

Galveston Independent School District
Bond 2022/2023 Construction Expenditures
As of October 31, 2026

		Original Allocation				Revised Allocation				
	Bond Propositions	Voter Approved Amount Authorized	May 7, 2022	Bond Sale #1 August 30, 2022	Bond Sale #2 May 3, 2023		Bond Sale #1 August 30, 2022	Bond Sale 1 Int %	Bond Sale #2 May 3, 2023	Bond Sale 2 Int %
A	Ball HS	$	229,973,721	$ 170,472,069	$ 59,501,652	NBH	$ 169,344,287	67.74%	$ 60,629,434	93.56%
A	Transportation	$	2,820,186	$ 1,849,855	$ 970,331	VEH	$ 2,820,186	1.13%	$ -	
A	Bond Resolutions	$	1,061,093	$ 1,061,093	$ -	BOND RES	$ 1,061,093	0.42%	$ -	
B	Natatorium at BHS	$	15,980,000	$ 11,825,089	$ 4,154,911	NNT	$ 15,980,000	6.39%	$ -	
C	MS Renovation at Central MS	$	8,513,236	$ 8,513,236	$ -	CMS	$ 8,456,938	3.38%	$ -	
C	MS Renovation at Weis	$	18,746,764	$ 18,745,885	$ 879	WMS	$ 18,212,242	7.28%	$ 1,068,973	1.65%
C	MS Renovation at Austin MS	$	8,900,000	$ 8,727,773	$ 172,227	AMS	$ 8,421,846	3.37%	$ -	
D	Technology	$	4,535,000	$ 4,535,000	$ -	NTC	$ 4,379,085	1.75%	$ 155,915	0.24%
E	Courville Stadium	$	24,270,000	$ 24,270,000	$ -	NCS	$ 21,324,323	8.53%	$ 2,945,678	4.55%
	TOTAL BOND AMOUNT	**$**	**314,800,000**	**$ 250,000,000**	**$ 64,800,000**		**$ 250,000,000**	**100.00%**	**$ 64,800,000**	**100.00%**

Propositions Sum of Ball HS and Natatorium $ *245,953,721*
These project budgets have been combined as they will be bid as one.

Project Expenditures not budgeted $ *(5,658,280)* *Revised amt from reallocation*
Bond Funds Interest Earned through Feb 2025 $ *9,456,181*
Excess Interest Earned $ *3,797,901*

Interest is included in Balance

Project Name	Prop Code	Description of Expenditure	Revised Bond 2022 Project Budget August 2024	Interest Earned on Bond	Bond Resolution FY21 & FY23	FY 2022	FY 2023	FY 2024	FY 2025	FY 2026	FY 2027	Encumbrances	Balance	Total Expenditures to Date
New Ball High School	**A**	Executive Operations Director	240,000					123,772	126,169	125,853	16,606	0	(152,400)	392,400
		Land	0					3,176,186	367	0		0	(3,176,553)	3,176,553
		Construction	198,533,404	7,672,798			2,124,166	46,816,175	63,798,388	26,491,054	3,851,869	47,973,238	15,151,311	191,054,891
		Architect Fees	14,348,058			162,960	6,991,320	1,283,935	3,322,245	2,109,213	447,855	721,986	(691,457)	15,039,514
		Attorney Fees	300,000			19,244	136,032	453	621	0		0	143,650	156,350
		Program Management Fees	2,108,280			66,064	141,898	442,972	507,356	1,071,037	283,697	1,002,383	(1,407,127)	3,515,407
		Surveys, Testing and Reimb.	701,400				343,590	334,895	104,098	458,613	113,286	393,731	(1,046,814)	1,748,214
		Furniture, Fixtures and Equipment	6,450,000				53,026	882	2,821	3,625,651	30,740	80,743	2,656,137	3,793,863
		Technology	3,250,000					12,792	10,954	538,614	40,917	3,700	2,643,023	606,977
		Bond Related Expenses						254,860		0			(254,860)	254,860
		TOTAL	**225,931,142**	**7,672,798**	**0**	**248,268**	**9,790,032**	**52,446,923**	**67,873,019**	**34,420,035**	**4,784,970**	**50,175,782**	**13,864,911**	**219,739,029**
Ball High School Natatorium	**B**	Construction	9,857,782	295,670			0	541		1,166,156	722,962	10,957,206	(2,693,413)	12,846,865
		Architect Fees	3,000,000				467,858	244,449	(1,321)	46,741	6,228	25,140	2,210,905	789,095
		Attorney Fees	5,000				930	0		0		0	4,070	930
		Program Management Fees	5,000				674	350		0		0	3,976	1,024
		Surveys, Testing and Reimb.	1,383,208				4,298	14,432	5,649	42,649	80	149,505	1,166,595	216,613
		Furniture, Fixtures and Equipment	1,152,673				0	0		0		0	1,152,673	0
		Technology	576,337				0	0		0		0	576,337	0
		TOTAL	**15,980,000**	**295,670**	**0**	**0**	**473,760**	**259,772**	**4,329**	**1,255,546**	**729,270**	**11,131,850**	**2,421,143**	**13,854,527**
		TOTAL BHS & NATATORIUM	**241,911,142**	**7,968,468**	**0**	**248,268**	**10,263,792**	**52,706,695**	**67,877,348**	**35,675,581**	**5,514,240**	**61,307,632**	**16,286,054**	**233,593,556**
Transportation	**A**	Buses (13 total - 10 remaining)	1,651,161	52,181			451,854	59,900	1,285,580	0			(93,992)	1,797,334
		White Fleet	1,075,712				185,765	607,595	310,665	4,828		57,060	(90,201)	1,165,913
		Police Vehicles	0				0	0		0		0	0	0
		SMART-Tag Student Management So	93,313				0	0		0		0	93,313	0
		TOTAL	**2,820,186**	**52,181**	**0**	**0**	**637,619**	**667,495**	**1,596,245**	**4,828**		**57,060**	**(90,880)**	**2,963,247**
Bond Resolutions	**A**	**Capital Expenditures in FY 2022**												
		Pre-bond planning - VLK Achitects	178,000	**0**	178,000								0	178,000
		Parker Elementary HVAC	543,593		543,593								0	543,593
		200KW Generator for Admin Suppor	144,500		144,500								0	144,500
		Real Property - 4221 Ave. N 1/2	195,000		195,000								0	195,000
		TOTAL	**1,061,093**	**0**	**1,061,093**	**0**	**0**	**0**				**0**	**0**	**1,061,093**

Galveston Independent School District
Bond 2022/2023 Construction Expenditures
As of October 31, 2026

Project Name	Prop Code	Description of Expenditure	Revised Bond 2022 Project Budget August 2024	Interest Earned on Bond	Bond Resolution FY21 & FY23	FY 2022	FY 2023	FY 2024	FY 2025	FY 2026		Encumbrances	Balance	Total Expenditures
Middle Schools Renovations														
Austin	**C**	Construction	7,870,418	155,825			0	2,197,993	871,889	162,764	11,999	79,239	4,702,359	3,323,884
		Architect Fees	290,940				0	167,972	1,888	10,078		61,662	49,340	241,600
		Attorney Fees	5,000				0	0		0		0	5,000	0
		Program Management Fees	98,642				8,419	110,673	12,149	0		0	(32,599)	131,241
		Surveys, Testing and Reimb.	35,000				5,800	30,889	18,636	2,763		0	(23,088)	58,088
		Furniture, Fixtures and Equipment	300,000				0	166,477	63,583	10,926		0	59,014	240,986
		Technology	300,000				0	25,433	20,407	359,005	99,213		(204,058)	504,057
		TOTAL MS Renovation at Austin	**8,900,000**	**155,825**	**0**	**0**	**14,219**	**2,699,437**	**988,552**	**545,536**	**111,212**	**140,901**	**4,555,968**	**4,499,856**
Central	C	Construction	7,417,474	156,475		521,864	3,501,786	3,002,008	196,291	39,719	4,425	2,638	305,218	7,268,731
		Architect Fees	411,095				527,962	(172,259)	676	0		461,424	(406,707)	817,802
		Attorney Fees	0				0	0		0		0	0	0
		Program Management Fees	194,724				68,565	133,808	9,371	0		0	(17,020)	211,744
		Surveys, Testing and Reimb.	10,063				63	0	8,404	0		11,596	(10,000)	20,063
		Furniture, Fixtures and Equipment	179,816			96,233	88,074	6,023	6,161	0		0	(16,675)	196,491
		Technology	300,063				0	180	8,823	81,690		0	209,370	90,693
		Bond Resolutions - roof repairs						1,567,236		0		0	(1,567,236)	1,567,236
		TOTAL MS Renovation at Central	**8,513,235**	**156,475**	**0**	**618,097**	**4,186,450**	**4,536,995**	**229,725**	**121,409**		**475,657**	**(1,503,050)**	**10,172,759**
Weis	**C**	Construction	11,771,571	416,605			1,005,172	5,516,903	1,019,755	134,615	963	7,018	4,503,749	7,684,426
		Architect Fees	937,294				525,366	(81,652)	26,588	0		411,928	55,063	882,231
		Attorney Fees	0				0	0	0	0		0	0	0
		Program Management Fees	0				39,610	118,564	18,887	5,628		15,674	(198,363)	198,363
		Surveys, Testing and Reimb.	313,310				3,800	63,684	1,400	9,880		26,341	208,205	105,105
		Furniture, Fixtures and Equipment	1,093,510				38,548	335,362	39,475	75,180	4,705	0	600,240	488,846
		Technology	781,079				0	68,073	150,632	259,669	7,287	0	295,418	485,661
		TOTAL MS Renovation at Weis	**14,896,764**	**416,605**	**0**	**0**	**1,612,496**	**6,020,934**	**1,256,737**	**484,972**	**12,955**	**460,962**	**5,464,313**	**9,844,632**
		TOTAL Middle School Renovations	**32,309,999**	**728,904**	**0**	**618,097**	**5,813,166**	**13,257,365**	**2,475,014**	**1,151,917**	**124,167**	**1,077,520**	**8,517,231**	**24,517,247**
TF to CMS	**C**	Construction (M31/M32)	0				216,062	(216,062)		11,262			(11,262)	11,262
Alamo		Technology	0				0	0		17,405		2,000	(19,405)	19,405
Burnet		Construction	0				0	2,540	30,339	20,562	3,705	2,500	(59,646)	59,646
Crenshaw		Construction	0				0	0	0	17,950		180,500	(198,450)	198,450
MECC		Construction	0				0	18,980		65,120		3,500	(87,600)	87,600
Morgan		Construction	0				0	38,141		0		0	(38,141)	38,141
OPPE		Construction & Technology	0				0	74,337	2,013	19,693		0	(96,043)	96,043
Parker		Construction	0				0	15,553		46,229	1,390	3,500	(66,672)	66,672
Transportation Roof		Construction	850,000				0	0		751,225	164,730	30,287	(96,241)	946,241
Maintenance		Construction	0				0	0		7,050		0	(7,050)	7,050
Spoor Field (B01)		Construction	0				0	0	0	75,300		0	(75,300)	75,300
Spoor Field (SPR)		Construction	0				0	0	0	3,339		0	(3,339)	3,339
Baseball TORS		Construction	0				0	0	0	41,250		0	(41,250)	41,250
Alamo - Demolition		Construction	500,000				0	0	0	0			500,000	0
Annex - Remodel for DAEP		Construction	1,800,000				0	0	0	0			1,800,000	0
		TOTAL Misc/Elementary Renovation	**3,150,000**	**0**	**0**	**0**	**216,062**	**(66,511)**	**32,352**	**1,076,384**	**169,825**	**222,287**	**1,499,601**	**1,650,399**
Technology	**D**	Program Management Fees	100,000	92,639			1,843	0				44,030	146,766	45,873
		Hardware and Infrastructure	792,000				164,294	229,869	209,925	191,583		0	(3,671)	795,671
		Classroom devices and audio	3,643,000				282,688	41,402	398,849	1,815,936	0	52,799	1,051,326	2,591,674
		Total Technology	**4,535,000**	**92,639**	**0**	**0**	**448,825**	**271,271**	**608,774**	**2,007,519**	**0**	**96,829**	**1,194,421**	**3,433,217**
Courville Stadium	**E**	Design and Construction	23,288,391	613,990		50,000	18,002,823	3,093,803	2,261,995	685,760	5,229	0	24,099,610	24,099,610
		Architect Fees	221,400			0	219,000	15,900	40,675	18,364		0	293,939	293,939
		Attorney Fees	20,000			4,185	2,022	11,646		0		0	17,853	17,853
		Program Management Fees	757,524			0	453,228	244,060	75,152	53,715		0	826,155	826,155
		Surveys, Testing and Reimb.	150,000			1,000	59,420	64,154	21,777	15,625		0	161,976	161,976
		Vehicles > $5K	11,110			0	11,110	0		0		0	11,110	11,110
		Furniture, Fixtures and Equipment	226,000			0	75,867	142,704		39,560	5,585	0	263,716	263,716
		Technology	30,517			0	24,000	11,032	47,380	51,056		0	133,468	133,468
		TOTAL	**24,704,942**	**613,990**	**0**	**55,185**	**18,847,470**	**3,583,299**	**2,446,979**	**864,080**	**10,814**	**0**	**25,807,827**	**25,807,827**
		GRAND TOTALS	**310,492,362**	**9,456,182**	**1,061,093**	**921,550**	**36,226,934**	**70,419,614**	**75,036,712**	**40,780,309**	**5,819,046**	**62,761,327**	**53,214,255**	**293,026,585**

Galveston Independent School District
Bond 2022 & 2023 Interest Earnings
As of October 31, 2026

	Total Interest Earned	Moody Bank 2022 Bond Constr	Texas Class 2022 Bond Constr	Moody Bank 2023 Bond Constr	Texas Class 2023 Bond Constr
Aug-22	$ 32,755	$ 32,755	$ -	$ -	$ -
Sep-22	$ 402,692	$ 8	$ 402,684	$ -	$ -
Oct-22	$ 134,569	$ 44	$ 134,524	$ -	$ -
Nov-22	$ 149,647	$ 67	$ 149,580	$ -	$ -
Dec-22	$ 172,618	$ 53	$ 172,565	$ -	$ -
Jan-23	$ 180,790	$ 48	$ 180,743	$ -	$ -
Feb-23	$ 164,978	$ 43	$ 164,936	$ -	$ -
Mar-23	$ 177,198	$ 92	$ 177,106	$ -	$ -
Apr-23	$ 168,717	$ 90	$ 168,627	$ -	$ -
May-23	$ 431,487	$ 76	$ 168,125	$ 38	$ 263,247
Jun-23	$ 422,195	$ 102	$ 158,591	$ 125	$ 263,376
Jul-23	$ 413,532	$ 168	$ 142,117	$ 130	$ 271,117
Aug-23	$ 377,989	$ 210	$ 103,865	$ 149	$ 273,765
Sep-23	$ 360,650	$ 160	$ 92,637	$ 126	$ 267,727
Oct-23	$ 343,499	$ 112	$ 78,582	$ 206	$ 264,599
Nov-23	$ 307,557	$ 55	$ 75,347	$ 234	$ 231,920
Dec-23	$ 316,657	$ 45	$ 76,156	$ 164	$ 240,292
Jan-24	$ 313,233	$ 41	$ 73,860	$ 82	$ 239,250
Feb-24	$ 280,069	$ 47	$ 64,108	$ 84	$ 215,830
Mar-24	$ 281,237	$ 61	$ 59,879	$ 73	$ 221,225
Apr-24	$ 229,978	$ 80	$ 50,876	$ 151	$ 178,871
May-24	$ 182,286	$ 93	$ 47,478	$ 106	$ 134,609
Jun-24	$ 165,695	$ 60	$ 42,810	$ 124	$ 122,702
Jul-24	$ 151,217	$ 62	$ 37,928	$ 45	$ 113,183
Aug-24	$ 137,113	$ 50	$ 31,218	$ 51	$ 105,794
Sep-24	$ 118,128	$ 111	$ 42,358	$ 120	$ 75,539
Oct-24	$ 154,570	$ 94	$ 102,100	$ 142	$ 52,234
Nov-24	$ 162,952	$ 79	$ 131,542	$ 68	$ 31,263
Dec-24	$ 225,011	$ 175	$ 202,664	$ 69	$ 22,102
Jan-25	$ 246,566	$ 105	$ 233,495	$ 31	$ 12,935
Feb-25	$ 183,710	$ 119	$ 171,968	$ 26	$ 11,597
Mar-25	$ 185,414	$ 120	$ 172,542	$ 27	$ 12,725
Apr-25	$ 148,043	$ 107	$ 144,620	$ 7	$ 3,309
May-25	$ 140,072	$ 100	$ 139,968	$ -	$ 4
Jun-25	$ 133,317	$ 71	$ 133,246	$ -	$ -
Jul-25	$ 130,106	$ 38	$ 130,068	$ -	$ -
Aug-25	$ 123,585	$ 55	$ 123,530	$ -	$ -
Sep-25	$ 90,099	$ 112	$ 89,987	$ -	$ -
Oct-25	$ 87,124	$ 57	$ 87,068	$ -	$ -
Nov-25	$ 79,037	$ 91	$ 78,945	$ -	$ -
Dec-25	$ 51,776	$ 171	$ 51,605	$ -	$ -
Jan-26	$ 52,769	$ 125	$ 52,644	$ -	$ -
Feb-26	$ 69,982	$ 58	$ 69,923	$ -	$ -
Mar-26	$ 82,851	$ 42	$ 82,809	$ -	$ -
Apr-26	$ 113,555	$ 69	$ 113,485	$ -	$ -
May-26	$ 111,638	$ 47	$ 111,592	$ -	$ -
Jun-26	$ 100,942	$ 58	$ 100,884	$ -	$ -
Jul-26	$ 100,625	$ 63	$ 100,563	$ -	$ -
Aug-26	$ 95,958	$ 42	$ 95,915	$ -	$ -
Sep-26	$ 84,317	$ 79	$ 84,238	$ -	$ -
Oct-26	$ 85,680	$ 49	$ 85,631		
Total Interest Earned	**$ 9,456,182**	**$ 36,857**	**$ 5,787,731**	**$ 2,378**	**$ 3,629,215**
Total Interest by Bond			**5,824,588**		**3,631,594**

VENDOR	AMOUNT
TRINITY CHARTER SCHOOLS	571,088.49
MOODY EARLY CHILDHOOD CENTER	450,000.00
RELIANT ENERGY DEPT 0954	219,700.29
SKYWARD, INC	194,817.00
GALVESTON COLLEGE	100,419.15
MANSFILED OIL COMPANY OF GAINESVILLE	98,456.41
ADVANCED TECHNOLOGIES CONSULTANTS	81,450.00
REGION 4 EDUCATION SERVICE CENTER	78,740.50
HILAND DAIRY FOODS COMPANY, LLC	75,942.73
COMMUNITIES IN SCHOOLS OF GALVESTON COUNTY	75,000.00
GIA INSURANCE AGENCY, LLC	68,776.00
CITY OF GALVESTON	54,969.54
EDUCENTRIC, INC	52,500.00
NANCY L FOREMAN & ASSOCIATES LLC	50,362.20
Total Vendors that exceed $50K	**2,172,222.31**

VENDOR	AMOUNT
GILBANE BUILDING COMPANY	2,452,452.96
J.W. KELSO COMPANY, INC	306,860.85
AUDIO ENHANCEMENT INC.	190,928.22
BROOME WELDING & MACHINE CO INC	170,852.00
M SCOTT CONSTRUCTION INC	164,730.00
DUNHILL DEVELOPMENT AND CONSTRUCTION, LLC	143,383.11
GREENWAY RESTORATION SERVICES GROUP	142,501.90
ZERO SIX CONSULTING, LLC	142,141.46
PBK ARCHITECTS INC	95,812.50
COLTZER COMPANY, LLC	74,395.94
STUDIO RED ARCHITECTS, LP	64,220.00
WESTERN SPECIALTY CONTRACTORS OF AMERICA	51,276.25
Total Bond Vendors that exceed $50K	3,999,555.19

11.18.2026 LOCAL VENDOR ACTIVITY FOR FY 2026-2027 - ATTACHMENT I

Full Name	Payments 2026	Zip
A-LINE AUTO PARTS	5,387.20	77551
ALERT ALARMS BURGLAR & FIRE PROTECT	3,825.00	77550
BREEZEWAY CUSTOM SCREENPRINTING	4,572.00	77551
BROOME WELDING & MACHINE CO INC	213,115.00	77554
CHALMERS ACE HARDWARE	4,625.56	77550
CITY OF GALVESTON	88,768.43	77553
CITY OF GALVESTON - PARKS & RECREAT	18,999.22	77550
CLASSIC FORD GALVESTON	85.28	77554
CLUB OF THE ISLE	1,939.77	77554
COLTZER COMPANY, LLC	74,395.94	77550
DANIEL STEVENS	600.00	77554
EL NOPALITO RESTAURANT - ROSA D MAR	340.00	77550
ESTO'S BEYOND TINT LLC	365.00	77551
FASTSIGNS	2,258.50	77551
GALVESTON CHAMBER OF COMMERCE	350.00	77550-1501
GALVESTON COLLEGE	212,824.73	77550
GALVESTON ISD EDUCATIONAL FOUNDATIO	5,670.00	77553
GALVESTON LIMOUSINE SERVICE	15,425.10	77552
GIA INSURANCE AGENCY, LLC	68,776.00	77552-6767
HENRY PORRETTO	1,000.00	77554
HICKS & HICKS, INC	613.00	77554
ISLAND FRAMED	1,114.08	77550
IWASH LAUNDRY	517.23	77550
J.W. KELSO COMPANY, INC	306,860.85	77554
KLEEN SUPPLY CO	47,183.36	77553
LISTER PLUMBING CO	395.50	77553
MARIO'S RISTORANTE	585.30	77551
MARTY'S TOWING LLC	375.00	77550
MITCHELL CHUOKE PLUMBING, INC.	5,229.52	77551
MOODY EARLY CHILDHOOD CENTER	450,000.00	77550
MOODY GARDENS INC	23,858.30	77554
NATIONAL SECURITY & FIRE LLC	17,227.71	77550
NEIL BRONSTEIN	900.00	77550
PALM SHORE SD, LLC	900.00	77550
REPUBLIC PARTS CO	6,051.90	77550
ROTARY CLUB OF GALVESTON ISLAND	750.00	77552
SALT AND STONE COASTAL REALTY LLC	3,556.67	77554
SCOTTY'S OVERHEAD DOOR	250.00	77554
SOMERSET GALVESTON, LLC	2,850.00	77551
STEVE'S WAREHOUSE TIRES GTX	179.95	77551
STEWART'S PACKAGING INC	590.15	77550
SUNSHINE CENTER, INC	690.00	77550
TEEN HEALTH CENTER, INC	34,450.00	77553
THE BRYAN MUSEUM	100.00	77550
THE GRAND 1894 OPERA HOUSE	660.00	77550
THE SPOT	Page 1 of 294.99	77553
TOP GEAR APPAREL	5,956.47	77551

TREASURE ISLAND TROPHIES & ENGRAVIN	508.00	77551
UPWARD HOPE ACADEMY	8,333.32	77550
WEST ISLE URGENT CARE	2,445.00	77551
YAGAS CAFE/TSUNAMI, LLC	355.76	77550
Total Local Vendor Activity for FY 2026-2027	**1,646,904.79**	

Summary of Legal Charges FY26/27

Legal Billings October 2026 Charges

Thompson & Horton LLP		**YTD Charges**
BHS (North Roof)	622 E 81 6626 AA 001 0 99 NBH	8,179.47
NCS (General)	622 E 81 6626 EE 001 0 99 NCS	-
NNT (General)	622 E 81 6626 AA 001 0 99 NNT	-
		8,179.47
General	199 E 41 6211 91 701 0 99 000	5,605.00
General - Contracts/Procurement	199 E 41 6211 91 701 0 99 000	307.50
Galveston ISD SPED	199 E 41 6211 91 701 0 99 000	-
General - 2022 Bonds	199 E 41 6211 91 701 0 99 000	922.50
General - M Hayman, R Terrel, employee/school issues	199 E 41 6211 91 701 0 99 000	-
Acquisition of Warehouse	199 E 41 6211 91 701 0 99 000	11,717.50
Real Estate	199 E 41 6211 91 701 0 99 000	2,970.00
Real Estate Transaction with Artist Boat	199 E 41 6211 91 701 0 99 000	10,052.50
Public Information Act Requests	199 E 41 6211 91 701 0 99 000	5,392.50
	199 E 41 6211 91 701 0 99 000	36,967.50

		Budget	**Actual**	**Balance**	**% of Budget Expensed**
Summary for PO by account number	**622 E 81 6626 AA 001 0 99 NBH**	-	**8,179.47**	-	
	622 E 81 6626 AA 001 0 99 NNT	-	-	-	
	622 E 81 6626 EE 001 0 99 NCS	-	**-**	-	
	199 E 41 6211 91 701 0 99 000	**125,000.00**	**36,967.50**	**79,853.03**	
		125,000.00	**45,146.97**	**79,853.03**	**36%**

	Total Legal Fees Billed
Thompson & Horton LLP	**45,146.97**
Law Office of E. Renee Crenshaw	**-**
	45,146.97

Action Sheet

MEETING DATE: **November 18, 2026**

AGENDA ITEM: Consider approval of the minutes from the October 28, 2026, Regular School Board Meeting.

RECOMMENDATION: **I move that the Board of Trustees approve the minutes from the October 28, 2026, Regular School Board Meeting.**

Matthew Neighbors

Matthew Neighbors Ed. D.
Superintendent

Minutes of Regular Meeting

The Board of Trustees
Galveston Independent School District

A Regular Meeting of the Board of Trustees of Galveston Independent School District was held October 28, 2026, beginning at 6:00 PM in the Lovenberg Administration Building, 3904 Avenue T, Galveston, TX 77550.

Trustees in attendance: Beeton, Smecca, Masel, Tucker, and O'Neal. Absent: Brown and Lakin. Staff in attendance: Dudas, Post, Martello, Patrick, Scott, Kelso, Pillar, Le, Burson, Ives, Rafael, Grant, Camp, Neighbors, and Bly.

https://gisd.viebit.com/watch?hash=pMFVToZLTQrmhwaN

The subjects discussed or considered or upon which any formal action may be taken are as listed below. Items do not have to be taken in the order shown.

1) Call to order Open Session in the Board Room of the Lovenberg Administration Building, 3904 Avenue T, Galveston, Texas. ~6:00
2) Pledge of Allegiance to the United States flag and the Texas flag. ~6:00 Recognition of Crossing guard, Adanacio Lopez, Jr. for stepping in front of a truck to keep two students from getting struck.
3) Citizen's Request to Address the Board on Agenda and Non-Agenda Items. Please complete sign-up sheets available in the lobby prior to the start of the meeting. ~6:00
Aleena McMillan spoke about internet issues at Crenshaw
Madilyn Garrison spoke about internet issues at Crenshaw
William Comeaux spoke about internet issues at Crenshaw
Cade McCarley spoke about STAAR scores in US history
4) Declaration of Conflicts of Interest. *~6:40 None*
5) District Reports *~6:40*
   A) Superintendent's Report
      1) ESL/EB Report *~6:41 ESL/EB report given at curriculum committee meeting. Discussion had about the framework template for reports led by Neighbors and Tucker.*
      2) Lasker Pool *~6:40 Update given by Neighbors.*
   B) Board Committee Reports
      1) Curriculum Committee Report given by Chair, Mrs. Ann Masel *~6:49*
      2) Facilities/Finance Committee Chair- Mr. Johnny Smecca *~6:52*
6) Financial Reports and Budget Update *~6:52 Given by Martello*
7) REGULAR AGENDA- Action Items *~7:07*
   A) Discuss and Consider adoption of updated construction budget for Ball High South Renovation Project and related actions. *~7:07 Will take up after executive session. ~8:41 Introduced by Neighbors. Motion by Masel. Second by Tucker. Discussion. Motion*

amended by Masel at Beeton's request to $36 million. Second by Tucker. Motion passed. 5-0

1A Beeton-yes *2B O'Neal-yes* *3C Tucker-yes* *4D Brown-absent*
5E Masel-yes *6F Smecca-yes* *7G Lakin-absent*

B) Discuss the possibility of retaining a property insurance consultant to assist GISD administration regarding its insurance portfolio. *~7:07 Discussion*

8) The Board may recess into Closed Executive Session in the Library as permitted by the Texas Open Meeting Act Government Code Sections 551.071- 551.090 Subchapter D and E. *~8:05*

Should any final action, final decision, or final vote be required in the opinion of the School Board with regard to any matter considered in such closed meeting then the final action, final decision, or final vote shall be either:

A) in the open meeting covered by the Notice upon the reconvening of the public meeting; or

B) at a subsequent public meeting of the School Board upon notice thereof; as the School Board shall determine.

A) Consultation with Attorney (Tex. Govt. Code Section 551.071)
   1) Address legal questions or issues raised by Trustees.

B) Personnel Matters (Tex. Govt. Code Section 551.074)
   1) Discuss the appointment, employment, evaluation, reassignment, duties, discipline, dismissal or resignation of an employee or employees, including the Superintendent.

C) Real Property (Tex. Govt Code Section 551.072)
   1) Discuss the purchase, exchange, lease or value of real estate in which the discussion in an open meeting would have a detrimental effect on the ability of the school district to negotiate with a third party.

D) Network Security, Security Devices and Security Audits (Tex. Govt Code Sections 551.076 and 551.089)
   1) Discuss Network security information
   2) Discuss security audit
   3) Discuss the deployment, or specific occasions for implementation, of security personnel, critical infrastructure, or security devices
   4) Discuss security assessment or deployments related to information resources technology
   5) Discuss Texas School Safety Reports.

9) Reestablish the open meeting of the Galveston ISD Board of Trustees. *~9:40*

10) CONSENT AGENDA - Action Items *~9:40 Motion by Masel to approve with the exception of Item S. Second by Smecca. Motion passed. 5-0*

1A Beeton-yes *2B O'Neal-yes* *3C Tucker-yes* *4D Brown-absent*
5E Masel-yes *6F Smecca-yes* *7G Lakin-absent*

A) Consider approval of the minutes from the September 23, 2026, Regular School Board Meeting and the October 12, 2026, Special Board Meeting.

B) Consider approval of personnel resignations and recommendations with contracts.

C) Discuss and consider approval of payment of attorney fees.

D) Consider approval of Budget Amendments

E) Discuss and consider accepting donations in accordance with Board Policy CDC Local.

F) Discuss and consider approval of the proposed library book purchase lists from Austin Elementary, Crenshaw Elementary and Middle, and the UTMB Name that Book Competition.

G) Discuss and Consider approval of the Administration's MIS initiatives as presented to address the critical services during outages at Crenshaw Environmental Science Magnet Campus. *~6:16 Introduced by Neighbors. Le gave a presentation. Questions by the board. Motion by Masel. Second by O'Neal. Discussion. Motion passed. 5-0*

1A Beeton-yes 2B O'Neal-yes 3C Tucker-yes 4D Brown-absent
5E Masel-yes 6F Smecca-yes 7G Lakin-absent

H) Discuss and consider approval to purchase Robotic Floor Cleaning Machine

I) Discuss and Consider Approval of Purchase of One Bus

J) Discuss and consider the renewal of the Shared Services Agreement for the Galveston-Brazoria Cooperative for the Deaf and Hard of Hearing, GBCDHH Regional Day School Program for the Deaf and RDSPD – School Year 2026-2027.

K) Discuss and Consider Approval of ProTech for Bid Package #22 (Theatre Rigging, Curtains, and Lighting) for use on the Ball High School South Renovation Project.

L) Discuss and consider approval for the Local Improvement Plan for Crenshaw Elementary and Middle School.

M) Discuss and consider approval for the Local Improvement Plan for Central Middle School.

N) Discuss and consider approval for the Local Improvement Plan for Weis Middle School.

O) Discuss and Consider Approval of Broome Welding for Bid Package #22 (Interior Structural Steel and Hand Rails) for use on the Ball High School South Renovation Project.

P) Discuss and Consider Approval of Camarata for Bid Package 6R (partial) Architectural Precast for use on the Ball High School South Renovation Project.

Q) Discuss and Consider Approval of Camarata for Bid Package 6R (partial) Exterior Brick for use on the Ball High School South Renovation Project.

R) Discuss and consider the annual purchase of services via MOU with Teen Health Centers for Campus Health Clinics for School Year 2026-2027.

S) Discuss and consider request for a variance from Section 4-1(a) of the Galveston City Code in regard to the sale of alcoholic beverages within three hundred feet of any school in the city. *~10:08 Introduced by Smecca. Discussion. Motion by Beeton to let the city know the board has an objection. Second by O'Neal. No further discussion. Motion passed 5-0.*

1A Beeton-yes 2B O'Neal-yes 3C Tucker-yes 4D Brown-absent
5E Masel-yes 6F Smecca-yes 7G Lakin-absent

11) Suggested Future Agenda Items *~10:08 O'Neal requested information about what extra duties each administrator has. Tucker asked about interventionist report and also STAAR data. Beeton asked for a report in relation to Coltzer's report in executive session about any issues with subs during the construction project. She would like to know what the bonds provide for and if we are availing ourselves of the benefits of those bonds, since we are restricting bidders to those that have them.*

12) COMMENTS FROM THE BOARD OF TRUSTEES *~10:31 Smecca requested that Neighbors update the community about the upcoming playoff game. Miguel Mendoza sophomore qualified for the state cross country meet. Also, our Volleyball team plays in the bi-district round of playoffs.*

Pursuant to Texas Government Code Section 551.0415, Trustees may report on any of the following items:

1. Expressions of thanks, gratitude, and condolences
2. Information regarding holiday schedules
3. Honorary or salutary recognition of a public official, public employee, or other citizen
4. Reminders regarding GISD events
5. Reminders regarding community events
6. Health and safety announcements

13) Adjournment *~10:34*

Approved on November 18, 2026

_____ _____

Mr. Tony Brown, President Mindy Lakin, Secretary

Action Sheet

MEETING DATE: **November 18, 2026**

AGENDA ITEM: Discuss and consider approval of personnel resignations and recommendations with contracts.

Under Separate Cover

RECOMMENDATION: **I move that the Board of Trustees approve personnel resignations and recommendations with contracts.**

Matthew Neighbors Ed. D.
Superintendent

Action Sheet

MEETING DATE: **November 18, 2026**

AGENDA ITEM: Discuss and consider approval of payment of attorney fees.

The Board has directed that attorney fees incurred by the district be brought for approval before payments are made. The district is in receipt of invoices from Thompson and Horton.

Invoice 88506	$ 307.50
Invoice 88529	$ 283.75
Invoice 88578	$ 3,834.47
Invoice 88622	$ 922.50
Invoice 88656	$ 1,520.00
Invoice 88755	$ 2,970.00
Invoice 88809	$ 4,280.00
Invoice 88886	$10,820.00

Total Billed $24,938.22

Matthew Neighbors

Matthew Neighbors Ed. D.
Superintendent

Action Sheet

MEETING DATE: **November 18, 2026**

AGENDA ITEM: Discuss and consider approval of monthly Budget Amendment (Under separate cover.)

RECOMMENDATION: I move that the Board of Trustees approve the budget amendment, as presented.

Matthew Neighbors Ed. D.
Superintendent

Jeff Martello
Chief Financial Officer

2026-2027 Proposed Budget Amendment
October 2026

	General Fund			Food Service Fund			Debt Service Fund			
	Beginning Budget	Amendments	Ending Budget	Beginning Budget	Amendments	Ending Budget	Beginning Budget	Amendments	Ending Budget	
Revenues										
Local & Intermediate Sources	$ 96,191,922	$ -	$ 96,191,922	$ 425,000	$ -	$ 425,000	$ 22,468,000	$ -	$ 22,468,000	
State Program Revenues	$ 8,578,661	$ -	$ 8,578,661	$ 22,000	$ -	$ 22,000	$ 1,700,000	$ -	$ 1,700,000	
Federal Program Revenues	$ 686,000	$ -	$ 686,000	$ 5,632,000	$ -	$ 5,632,000		$ -	$ -	
Other Resources/ Operating Transfer In (ESSER II Grant)	$ 15,000	$ -	$ 15,000	$ -	$ -	$ -		$ -	$ -	
TOTAL	**$ 105,471,583**	**$ -**	**$ 105,471,583**	**$ 6,079,000**	**$ -**	**$ 6,079,000**	**$ 24,168,000**	**$ -**	**$ 24,168,000**	**$ 135,703,583**

		General Fund			Food Service Fund			Debt Service Fund			
		Beginning Budget	Amendments	Ending Budget	Beginning Budget	Amendments	Ending Budget	Beginning Budget	Amendments	Ending Budget	
Function											
11	Instruction	$ 45,036,334	$ 400	$ 45,036,734							
12	Instructional Resources	$ 352,288		$ 352,288							
13	Curriculum & Inst Staff Dev	$ 586,989		$ 586,989							
21	Instructional Leadership	$ 1,396,528		$ 1,396,528							
23	School Leadership	$ 4,103,872	$ (400)	$ 4,103,472							
31	Guidance/Counseling	$ 2,271,567		$ 2,271,567							
32	Social Work Services	$ 138,499		$ 138,499							
33	Health Services	$ 903,378		$ 903,378							
34	Student Transportation	$ 4,055,984		$ 4,055,984							
35	Food Services	$ -		$ -	$ 6,641,216		$ 6,641,216				
36	Extracurricular Activities	$ 1,969,000	$ 3,823	$ 1,972,823							
41	General Administration	$ 3,502,026	$ (3,823)	$ 3,498,203							
51	Maintenance and Operations	$ 9,642,100		$ 9,642,100	$ 50,000		$ 50,000				
52	Security and Monitoring	$ 1,411,175		$ 1,411,175							
53	Data Processing Services	$ 2,105,008		$ 2,105,008							
61	Community Services	$ 73,604		$ 73,604							
71	Debt Service	$ 110,000		$ 110,000				$ 23,889,734		$ 23,889,734	
81	Construction	$ 143,500		$ 143,500							
91	Recapture Payment	$ 27,619,731		$ 27,619,731							
93	Shared Services	$ 50,000		$ 50,000							
99	Intergovernmental Charges	$ 1,200,000		$ 1,200,000							
				$ -							
TOTAL		**$ 106,671,583**	**$ -**	**$ 106,671,583**	**$ 6,691,216**	**$ -**	**$ 6,691,216**	**$ 23,889,734**	**$ -**	**$ 23,889,734**	**$ 137,252,533**

General Fund Budget

Function 11

TF fr 23 to 11 to cover Parker supplies	400
TOTAL	**400**

Function 13

TOTAL	**$ -**

Function 21

TOTAL	**$ -**

Function 23

TF fr 23 to 11 to cover Parker supplies	(400)
TOTAL	**(400)**

Function 36

TF fr 41 to 36 for Cheer uniforms	3,823
TOTAL	**$ 3,823**

Function 41

TF fr 41 to 36 for Cheer uniforms	$ (3,823)
TOTAL	**$ (3,823)**

Function 51

TOTAL	**$ -**

Function 81

TOTAL	**$ -**

Signed: _____
Board President

Action Sheet

MEETING DATE: **November 18, 2026**

AGENDA ITEM: Discuss and consider approval of donations in accordance with Board Policy CDC Local

Under separate cover.

RECOMMENDATION: I move that the Board accept the donations, as presented.

Matthew Neighbors Ed. D.
Superintendent

Jeff Martello
Chief Financial Officer

Galveston Independent School District
Donations/Gifts for October 2026

In accordance with Board Policy CDC (Local), the Board of Trustees of Galveston Independent School District acknowledges and appreciates the following donations:

Date	Recipient	Giver	Gift
11/9/26	Dr Langevine	Consumer Energy Ed Foundation	200.00
10/14/26	BHS Choir	Olivia Meyer	500.00
		Glen & Linda Pourciau	500.00
10/15/26	BHS Spirit Bus	Zero Six	500.00
		Vincent Tramonte	500.00
		Michele Falk Hay	500.00
		GIA Insurance	500.00
10/19/26	Crenshaw	Poker Run	15,000.00
		Glen Pourciau	500.00
10/15/26	Crenshaw NJHS	FOE 3719 Auxilary Inc.	100.00
10/15/26	BHS Baseball	Jacalyn L. Hart	500.00
10/20/26	BHS Baseball	Jet Maintenance	800.00
10/20/26	Biostem	Kathryn Parke	250.00
10/14/26	BHS ARK Program	Moody Methodist	500.00
		Unitarian Universalist	947.00
		Total Monthly Cash Donations	$21,797.00

Action Sheet

MEETING DATE: November 18, 2026

AGENDA ITEM: Discuss and consider administration's proposal for mid-contract termination of the probationary contracts of two district employees.

May be discussed in closed executive session under Texas Open Meeting Act Government Code Sections 551.074

RECOMMENDATION: District Administration recommends mid-contract termination of the probationary contracts of two employees.

Matthew Neighbors Ed. D.
Superintendent

Action Sheet

MEETING DATE: **November 18, 2026**

AGENDA ITEM: Discuss and consider approval of RFP 2026-27-001 Driving School Services Program for High School Students

Due to the growth of the Drivers Education enrollment counts of our Ball High School Students, we are now expending in excess of $50,000.00. As a result, a formal RFP was needed for procurement requirements. A request for proposals was issued in October 2026. GISD received a total of four proposals from the following vendors:

Island Driving School, Elite Driving School, Pass Drivers Ed., and South Region Driving School.

A panel representing members of the Ball High staff, Special Initiatives team, and Business Office scored the submittals that were received. The intent is to award a contract for an initial term of two (2) years, with the option to renew for up to three [3] additional one-year terms, subject to GISD Board of Trustee's approval and satisfactory performance. The amount per year is not to exceed $90,000.00. Funding source will be from the 21st Century (ACE) grant. The winning vendor was South Region Driving. Attached is the scoring rubric and pricing tab.

RECOMMENDATION: I move that the Board of Trustees approve the RFP 2026-27-001 Driving School Services in the amount not to exceed $90,000.00 for the initial two year term as presented to South Region Driving.

Matthew Neighbors, Ed. D.
Superintendent

Jeff Martello
Chief Financial Officer

Galveston ISD //RFP 2026-27-001

DRIVING SCHOOL SERVICES PROGRAM FOR HIGH SCHOOL STUDENTS

Ranking Score Sheet

Proposer's Name		Island Driving School	Elite Driving School	Pass Drivers Ed	South Region Driving School
Price		Attached sheet			
Criteria (Overall Panel Score)	Weight	Scoring Details			
Program Quality and Service approach	25	21.67	19.33	10.00	23.67
Qualifications, Safety, Certifications, Capacity & Staffing, and Compliance	20	17.33	17.67	12.33	18.00
Purchase price	15	10.38	0.00	0.00	15.00
The reputation of the proposer and the proposer's goods and services	15	12.67	7.33	7.67	14.33
Proposer References letters with comparable services and Past Performance (Experience)	10	7.67	7.00	6.67	9.33
The proposer's past relationship with the District	10	5.33	0.00	0.00	8.67
The proposer is a certified Historically Underutilized Businesses (HUB), Woman-Owned, and Minority-Owned Businesses	5	0.00	3.00	0.00	5.00
Final Score	100	75.05	54.33	36.67	94.00
X Recommended Vendor					X

Solicitation Name

GALVESTON INDEPENDENT SCHOOL DISTRICT

DRIVING SCHOOL SERVICES PROGRAM FOR HIGH SCHOOL STUDENTS

PRICE TABULATION

Proposals due Date: 11/5/2026

	OFFERORS			
	Island Driving School	**Elite Driving School**	**Pass Drivers Ed**	**South Region Driving School**
TOTAL PROPOSAL:	$425.00	$760.00	NA	$325.00
CALCULATED MAX. POINTS (15)	10.38	0.00	0.00	15.00
TOTAL PROPOSAL (RANKING)	2	3	4	1
VARIANCE AMOUNT RELATIVE TO LOWEST FEE:	$100.00	$435.00	NA	$0.00
% VARIANCE RELATIVE TO LOWEST FEE:	30.77%	102.35%	NA	0.00%
			Online Only	

Action Sheet

MEETING DATE: **November 18, 2026**

AGENDA ITEM: Consider delegation of authority to purchase one white fleet vehicle (CTE Van)

Due to the growth of the CTE class opportunities and practicum experiences for students in recent years, the CTE program is need of an additional van dedicated solely to the daily transportation of CTE students on and off Galveston island. Some of these opportunities are listed below:

St. Vincent's Hope Clinic – Health Science Clinicals
St. Vincent's House – Culinary working in Food Bank
Methodist Hospital Clear Lake – Health Science Clinicals
Libbie's Place – Culinary – Making Lunch
Libbie's Place - Health Science Clinicals
Libbie's Place – Cosmetology – Nails and Massages
Galveston Central Church – Culinary – Serving Lunch
Galveston Central Church – Cosmetology – Cutting Hair
Ronald McDonald House – Cosmetology – Cutting Hair & Nails
Diaper Bank – Maritime, Distribution & Logistics – Working in the Diaper Bank
ROTC – Competitions and Field Exercises

The Administration is requesting to purchase one 12 passenger van for the CTE program. Vendor will be Silsbee Ford utilized the Tips/Taps Purchasing Cooperative. Funding source will be the Moody Foundation GCC Grant, 2022-2023 Bond Funds, and General Funds (if needed). Price not to exceed $57,059.50

RECOMMENDATION: **I move that the Board authorize the purchase of one 12 passenger van for the CTE program from Silsbee Ford in the amount not to exceed $57,059.50**

Matthew Neighbors, Ed. D.
Superintendent

Jeff Martello
Chief Financial Officer

PRODUCT PRICING SUMMARY

TIPS USA 240901 TRANSPORTATION

VENDOR- Silsbee Ford, 1211 Hwy 96 N., Silsbee TX 77656

End User: GALVESTON ISD
Contact: JOHN PRUITT
Email:
Product Description: 2027 FORD TRANSIT 350 EXT

Prepared by: GLEN ANGELLE
Phone: 409-880-9191
Email: gangelle.cowboyfleet@gmail.com
Date: October 26, 2026

A. **Bid Item:** _____ **A. Base Price:** $ 54,975.00

B. **Factory Options**

Code	Description	Bid Price	Code	Description	Bid Price
				EXT. WHITE	
	REAR CAMERA				
	2 ADD. KEYS	$ 75.00		12 PASSENGER	$ -
	148 WB			FRT / REAR AIR	
	POWER WINDOWS/LOCKS				
	VINYL SEATS				
	3.5L V6				
	10-SPD. AUTO				

Total of B. Published Options: $ 75.00

Published Option Discount (5%) $ (3.75)

C. **Unpublished Options [not to exceed 25%]** $= 3.3 %

Description	Bid Price	Options	Bid Price
2027 MODEL UPGRADE	$ 1,794.50		

Total of C. Unpublished Options: $ 1,794.50

D. **Floor Plan Interest (for in-stock and/or equipped vehicles):** $ -

E. **Lot Insurance (for in-stock and/or equipped vehicles):** $ -

F. **Contract Price Adjustment:** _____ $ -

G. **Additional Delivery Charge:** 125 **miles** $ 218.75

H. **Subtotal:** $ 57,059.50

I. **Quantity Ordered** 1 **x H =** $ 57,059.50

J. **Trade in:** _____ $ -

K.

L. **Total Purchase Price** $ 57,059.50

Action Sheet

MEETING DATE: **November 18, 2026**

AGENDA ITEM: **Discuss and Consider Approval of JW Kelso for Bid Package #22 (Interior Concrete) for use on the Ball High School South Renovation Project.**

On the Ball High School South Renovation project through public procurement in compliance with TEA and Texas statutory regulations, bids were requested for the following project bid packages:

Bid Package #22 – Interior Concrete Only

In total, 589 vendors were contacted regarding the bid opportunity with Galveston Independent School District for Bid Package #22 on the Ball High School South Renovation Project. In addition, public notification postings were performed through the newspaper and GISD Website. Funds utilized will be from the Bond 2022-2023 proceeds.

RECOMMENDATION: **I move that the Board of Trustees approve JW Kelso for Bid Package #22 (Interior Concrete) in the amount of $677,266.00 with Coltzer Co. recommendation letter.**

Matthew Neighbors, Ed. D.
Superintendent

Jeff Martello
Chief Financial Officer

November 11, 2026
GALVESTON INDEPENDENT SCHOOL DISTRICT
BOARD OF TRUSTEES
Galveston, TX

RE: BID PACKAGE 22 AWARD RECOMMENDATION

To the GISD Board of Trustees,

Reference is made to the bids received between 6/5/2026 and 07/17/2026 for the Ball High School South Renovation Project.

BID PACKAGE #22: FINAL BUYOUT

Scope: The scope of work is conveyed in the Package C 100% Issue for Permit Construction Drawings and Specifications provided by Studio Red Architects. The project consists of a complete renovation of the existing Ball High School South; including classrooms, performing arts center, athletic, and fine arts support spaces. Individual scopes are outlined in the Bid Tab for reference to the lump sum submission

(1) bid was obtained for Interior Concrete:

1. J.W. Kelso Co.

Ref	Description	J.W. Kelso Co.	Coltzer Company Budget
1	Interior Concrete	$677,266.00	$677,266.00

Based on the available information and the budget allocated to this project, Coltzer Company, LLC has chosen to recommend **J.W. Kelso Co.** for the interior concrete scope of the project.

Lidija Bikova

General Manager

Project Name

GALVESTON INDEPENDENT SCHOOL DISTRICT
GISD Project - BHS South Reno
Bid Package #22 - Interior Concrete Only

PRICE TABULATION

Proposal Date: 7/17/2026

		ACCEPTED YES/NO	OFFERORS				
			JW Kelso				
A	PROPOSAL P&P BOND PROVIDED		YES				
B	PROPOSED PROJECT PERSONNEL SUBMITTED		N/A				
C	ADDENDA ACKNOWLEDGED		ADD 1-3				
D	COMMENTS		Interior Concrete Only				
BID LINES							
1.	BASE PROPOSAL TOTAL		$677,266.00				
2.	ALTERNATES						
TOTAL PROPOSAL:			$677,266.00				
CALCULATED MAX. POINTS (60)			60.00				
TOTAL PROPOSAL (RANKING)			1				
VARIANCE AMOUNT RELATIVE TO LOWEST FEE:			*$0.00*				
% VARIANCE RELATIVE TO LOWEST FEE:			*0.00%*				

Proposal Evaluation Bid Package #22 - Interior Concrete Scoring Tab

Criteria (Overall Panel Score)	Weight	JW Kelso				
1. The Amount of the base proposal and each alternate;	60	60				
2. The offeror's experience and reputation. Whether the offeror's financial capability is appropriate to the size and scope of the project;	10	8.75				
3. The length of construction time proposed ;	5	3.5				
4. Offeror's ability to work with the Owner and Architect in a team effort to minimize additional costs and change orders;	5	4.00				
5. The quality of the Offeror's performance and work on previous contracts and school projects of similar scope;	5	4				
6. The probability of satisfactory work, repair and service, and maintenance performed by the Offeror after substantial completion and during warranty periods;	5	4.50				
7. The Offeror's safety record, safety record being defined as an Offeror's OSHA (Officer of Safety and Health Administration) inspection logs for the last three years, a loss analysis from the Offeror's insurance carrier, and a loss history covering all lines of insurance coverage carried by the Offeror;	5	3.75				
8. Any other relevant factor specifically listed in the request for bids, proposals, or qualifications.	5	3.75				
Final Score	100	92.25				
		X				
X Recommended Vendor						