

## Regular Meeting

Monday, August 20, 2018 6:00 PM

Central 301 District Office, 275 South St, P.O. Box 396, Burlington, IL 60109

1. **Call Meeting to Order - President Kellenberger**

A. Roll Call

B. Approval of Agenda

2. **Pledge of Allegiance**

3. **Public Open Forum**

A. Recognition of Visitors

B. Public Comments

4. **Action Reports**

A. Consent Agenda

1) Minutes

B. Treasurers Report

C. Bills Payable

D. Board Policy Updates

1) Board Policy 2:260 - Uniform Grievance Procedures

2) Board Policy 4:80 - Operational Services

3) Board Policy 5:20 - Workplace Harassment Prohibited

4) Board Policy 6:250 - Community Resources Persons and Volunteers

5) Board Policy 6:60 - Curriculum Content

E. Volunteer Handbook

F. Approve Cross Country Overnight Trip

G. Approve Travel Reimbursement Guidelines

H. Mid-Valley Special Education Cooperative Classroom Use Agreement

I. Adopt the Tentative FY 19 Budget

J. Calendar Revision

K. Prairie View Hazardous Routes

5. **Information Reports**

A. Committee Reports

B. Construction Update

C. Enrollment Report

6. **Freedom of Information Act (FOIA)**

A. Smart Procure

B. NBC 5 Chicago - Requested Information on High School athletic trainers and athlete concussions

7. **Executive Session**

*"The appointment, employment, resignation, compensation, discipline, performance, or dismissal of specific employees of the public body or legal counsel for the public body, including hearing testimony on a complaint lodged against an employee or against the legal counsel for the District to determine its validity [5 ILCS 120/2(c)(1)]. Collective negotiating matters between the public body and its employees or their representatives, or deliberations concerning salary schedules for one or more classes of employees. 5 ILCS 120/2(c)(2).*

A. Open Session

B. Action Items from Closed Session

1) Approve the Personnel Report

8. **Board Open Forum**

**Central Community Unit School District 301  
Board of Education Minutes**

Where: Central Middle School Library  
Date: July 16, 2018

Meeting: Regular  
Time: 6:03 p.m.

**Board Members Present**

Gorman, Jeff	Y
C. Johnson	Y
T. Johnson	N
J. Marlovits	Y
M. Penar	Y
Rabe, Laura	Y
Kellenberger, Jeff	Y

**Administrators Present**

Stirn, Todd	Y
Mongan, Esther	Y
Pflug, Daina	Y
Ahlsted, Carrie	N
Birkmeier, Shayne	Y
Bushman, Kristine	N
Diversey, Steve	N
Jeff Gerard	Y
Haug, Matthew	Y
Jurs, Rebecca	N
Lewis, Kim	N
McCastland, Kerrie	N
Mirenda, Pamela	N
Paszt, Alex	Y
Polowy, Dan	Y
Porto, Pam	N
Potsic, Mike	N
Schreiber, Jill	Y
Testone, Chris	Y
Tobin, Brian	N
Vaughn, Michelle	Y
Walter, Carie	Y

Roll Call                      Roll call was taken at 6:00 p.m.

Present: Gorman, C. Johnson, Marlovits, Penar, Rabe, Kellenberger  
Absent: T. Johnson

Agenda                        Motion by C. Johnson second by Marlovits to approve the agenda as presented.

Voting yes: Gorman, C. Johnson, Marlovits, Penar, Rabe, Kellenberger  
Voting no: None  
Absent: T. Johnson

Consent Agenda            Motion by Gorman second by Marlovits to approve the consent agenda as presented.

Voting yes: Gorman, C. Johnson, Marlovits, Penar, Rabe, Kellenberger  
Voting no: None  
Absent: T. Johnson

Closed Session Items    Motion by Gorman second by Penar to approve the release of closed session items from January 2018 through June 2018 as presented.

Voting yes: Gorman, C. Johnson, Marlovits, Penar, Rabe, Kellenberger  
Voting no: None  
Absent: T. Johnson

- MOU Attendance Incentive Program Motion by Marlovits second by Penar to approve the one-year extension of the attendance incentive program as presented.
- Voting yes: Gorman, C. Johnson, Marlovits, Penar, Rabe, Kellenberger  
Voting no: None  
Absent: T. Johnson
- CHS Entrance Improvements Motion by Marlovits second by C. Johnson to accept the bid for entrance improvements at Central High School as presented.
- Voting yes: Gorman, C. Johnson, Marlovits, Penar, Rabe, Kellenberger  
Voting no: None  
Absent: T. Johnson
- Executive Session Motion by Marlovits second by C. Johnson to adjourn open session and enter into executive session at 6:50 p.m.
- Voting yes: Gorman, C. Johnson, Marlovits, Penar, Rabe, Kellenberger  
Voting no: None  
Absent: T. Johnson
- Open Session Motion by Penar second Marlovits by to adjourn executive session and return to open session at 8:14 p.m.
- Voting yes: Gorman, C. Johnson, Marlovits, Penar, Rabe, Kellenberger  
Voting no: None  
Absent: T. Johnson
- Personnel Report Motion by Marlovits second by Penar to approve the personnel report for July as presented.
- Voting yes: Gorman, C. Johnson, Marlovits, Penar, Rabe, Kellenberger  
Voting no: None  
Absent: T. Johnson
- Superintendent's Contract Motion by Marlovits second by Rabe to approve the Superintendents' contract as presented.
- Voting yes: Gorman, C. Johnson, Marlovits, Penar, Rabe, Kellenberger  
Voting no: None  
Absent: T. Johnson
- Assistant Superintendent's Contract Motion by Marlovits second by Rabe to approve the Assistant Superintendent's contract as presented
- Voting yes: Gorman, C. Johnson, Marlovits, Penar, Rabe, Kellenberger  
Voting no: None  
Absent: T. Johnson
- Adjourn Motion by Gorman second by Marlovits to adjourn at 8:22 p.m.
- Voting yes: Gorman, C. Johnson, Marlovits, Penar, Rabe, Kellenberger  
Voting no: None  
Absent: T. Johnson

## BOE Meeting

1. Roll Call
2. Pledge of Allegiance
3. Public Open Forum
  - 3.1 Recognition of Visitors – Dr. Stirn and President Kellenberger welcomed visitors.
  - 3.2 Public Comment – Some Country Trail parents commented on what they believe to be a lack of communication over the recent principal separation agreements. Central Education Association President, David Chapman and union Vice-President Kira Gravitt both spoke about what they perceive as a lack of trust, truthfulness, and communication with the administration and board of education.

## 4.0 Action Items

- 4.1 Consent Agenda – Business Manager Pflug reviewed the revenues and expenditures with the Board. Revenues are currently at 102.96% compared to 129.30% last year with bond proceeds, or 100.38% without the bond proceeds. Expenditures are at 94.61% compared to 99.70% a year ago. These figures may change slightly after the annual audit is complete. The District received five (5) state categorical payments for FY 18. Only one (1) FY 18 payment is due the district in FY 19. The District received \$42,049.55 in impact fees and \$5,787.97 in transition fees for seven new home starts in May. Impact fees were received after the year-end and will be included in the FY 19 budget. A special board meeting will be scheduled to review the tentative budget. The annual audit is scheduled to begin July 30<sup>th</sup>.
- 4.2 Review Six Month Closed Session Minutes – Agendas and personnel reports are included in the packet. Personnel reports are subject to release but student discipline, litigation and negotiations remain closed.
- 4.3 Accept Bid for Central High School Entrance Improvements – Bid for the school entrance roadway improvements were received. Four companies submitted bids. Schroeder Asphalt was awarded the bid for \$156,375.00. Bids came in slightly higher than expected due to an increase in asphalt over the summer.

## 5.0 Information Reports

- 5.1 Volunteer Handbook – This handbook will outline the expectations for volunteers and covers DCFS mandates to meet the requirements of Board Policy #6:250. The InCubator program requires parents and business partners on site. The handbook will provide clear guidelines for volunteers.
- 5.2 Construction Update – Director Polowy reported that the Phase II furniture has been delivered and is being installed. All interior renovations are moving along. The kitchen work is continuing, the INCubator lab is on schedule, and siding is being installed on the Veterinary Science Building. Shales McNutt is providing budget updates and we are currently under budget. The Central Middle School gym floor has been replaced and has been sanded and other various projects are being completed.
- 5.3 Sunvest Solar – This item is information only. This company is reaching out to government agencies for a special use permit to put a solar garden in Plato Center north of Russell Road and on the east side of Rippberger Road. We received information because we are property owners near the site.
- 5.4 Board Policy 2:260 Uniform Grievance Policy – This policy is updated to include additional details regarding investigations, notification of findings, and that there is not a right to an independent hearing before the Superintendent or Board. The complaint managers list has been revised to include Mike Potsic.

- 5.5 Board Policy 4:80 Operational Services – This policy is updated to comply with GATA and is included in the annual questionnaire for internal controls.
- 5.6 Board Policy 5:20 – Workplace Harassment Prohibited – The policy has been updated for the District to take remedial and corrective action to address workplace harassment including sexual harassment. The complaint manager is changed to Mike Potsic.
- 5.7 Board Policy 6:250 Community Resources Persons and Volunteers – This policy is updated to community resource persons and volunteers to assist at the school during crisis. It also outlines the expectations of volunteers.
- 5.8 Board Policy 6:60 Curriculum Content – The update in this policy is for districts to include a unit of cursive writing and adjust the physical education requirements for students.

6.0 Executive Session

- 6.1 Adjourn Open Meeting
- 6.2 Return to Open Session
- 6.3 Action Items from Closed Session

7.0 Adjourn

---

Jeff Kellenberger, President

---

Christina Johnson, Secretary

Next Meeting: August 20, 2018

**Central Community Unit School District 301  
Board of Education Minutes**

Where: Central Middle School Room 107  
Date: August 9, 2018

Meeting: Special  
Time: 5:30 p.m.

**Board Members Present**

Gorman, Jeff	Y
C. Johnson	Y
J. Marlovits	Y
M. Penar	Y
Rabe, Laura	Y
Kellenberger, Jeff	N

**Administrators Present**

Stirn, Todd	Y
Mongan, Esther	Y
Daina Pflug	Y

Call to Order Meeting was called to order by Vice President Marlovits

Roll Call Roll call was taken at 5:45 p.m.

Present: Gorman, C. Johnson, Marlovits, Penar, Rabe  
Absent: J. Kellenberger

Agenda Motion by Gorman second by Penar to approve the agenda as presented.

Voting yes: Gorman, C. Johnson, Marlovits, Penar, Rabe  
Voting no: None  
Absent: J. Kellenberger

Information Report 2018-2018 Tentative Budget - Business Manager Pflug presented the tentative budget. Once the tentative budget is approved at the August 20, 2018 meeting, it will be on display for 30 days. At the September meeting a hearing will take place prior to the regular board meeting to share any changes and answer questions.

.Adjourn Motion by Gorman second by Rabe to adjourn at 7:59 p.m.

Voting yes: Gorman, C. Johnson, Marlovits, Penar, Rabe  
Voting no: None  
Absent: Kellenberger

---

Janet Marlovits, Vice-President

---

Christina Johnson, Secretary

FD Description	July 2018-19 Beginning Balance	July 2018-19 Deposits	July 2018-19 Withdrawals	July 2018-19 Monthly Activity	Ending Balance
10 IMPREST-DISTRICT	4,195.93	1,596.67	2,378.77	-782.10	3,413.83
10 IMPREST-CHS	7,160.22	3,000.00	9,510.00	-6,510.00	650.22
10 IMPREST-ELEMENTARY	3,412.60				3,412.60
10 CASH IN BANK-EDUCATION	278,779.52	7,980,390.00	3,287,707.85	4,692,682.15	4,971,461.67
10 CASH IN BANK - PAYROLL	4,849.71	2,689,772.66	2,685,595.06	4,177.60	9,027.31
10 RESTRICTED ACCT. FOR HEALTH INS	16,553.13				16,553.13
10 PAYFLEX ACCOUNT	9,911.34	5,144.56	8,039.21	-2,894.65	7,016.69
10 PETTY CASH	1,380.00				1,380.00
10 INVESTMENT- BUSINESS NOW/SWEEP	21,906,122.96	1,218,590.37	7,048,754.22	-5,830,163.85	16,075,959.11
10	22,232,365.41	11,898,494.26	13,041,985.11	-1,143,490.85	21,088,874.56
=====					
20 IMPREST-DISTRICT		118.59	118.59		
20 CASH IN BANK-O&M	27,793.88	245,334.79	210,603.95	34,730.84	62,524.72
20 CASH IN BANK - PAYROLL	776.59	175,736.29	175,921.65	-185.36	591.23
20 INVESTMENT-BUSINESS NOW/SWEEP	6,050,092.48	221,030.00	193,505.62	27,524.38	6,077,616.86
20	6,078,662.95	642,219.67	580,149.81	62,069.86	6,140,732.81
=====					
30 CASH IN BANK-DEBT SERVICE	147,066.09	548,852.61	587,725.00	-38,872.39	108,193.70
30 INVESTMENT-BUSINESS NOW/SWEEP	4,288,556.21	264,271.84	475,000.00	-210,728.16	4,077,828.05
30	4,435,622.30	813,124.45	1,062,725.00	-249,600.55	4,186,021.75
=====					
40 IMPREST-DISTRICT		284.74	284.74		
40 CASH IN BANK-TRANSPORTATION	214,668.72	675,977.33	780,262.99	-104,285.66	110,383.06
40 CASH IN BANK - PAYROLL	1,032.41	228,948.68	229,409.06	-460.38	572.03
40 INVESTMENT-BUSINESS NOW/SWEEP	2,639,035.32	79,931.94	600,000.00	-520,068.06	2,118,967.26
40	2,854,736.45	985,142.69	1,609,956.79	-624,814.10	2,229,922.35
=====					
50 CASH IN BANK-IMRF	26,363.66	209,349.81	209,434.21	-84.40	26,279.26
50 CASH IN BANK-PAYROLL		83,796.12	83,796.12		
50 INVESTMENT-BUSINESS NOW/SWEEP	1,272,620.16	77,186.26	127,056.18	-49,869.92	1,222,750.24
50	1,298,983.82	370,332.19	420,286.51	-49,954.32	1,249,029.50
=====					
60 CASH IN BANK-CAPITAL PROJECT	679,046.78				679,046.78
60 INVESTMENTS-BUSINESS NOW/SWEEP	6,519,444.89	47,317.90		47,317.90	6,566,762.79
60	7,198,491.67	47,317.90		47,317.90	7,245,809.57
=====					
70 CASH IN BANK-WORKING CASH	348.05				348.05
70 INVESTMENT-BUSINESS NOW/SWEEP	2,067,191.99	7,765.41		7,765.41	2,074,957.40
70	2,067,540.04	7,765.41		7,765.41	2,075,305.45
=====					
80 CASH IN BANK-TORT	3,227.31	45,000.00	30,726.00	14,274.00	17,501.31
80 INVESTMENT- BUSINESS NOW/SWEEP	572,751.82	18,481.50	45,000.00	-26,518.50	546,233.32
80	575,979.13	63,481.50	75,726.00	-12,244.50	563,734.63
=====					
Grand Asset Totals	46,742,381.77	14,827,878.07	16,790,829.22	-1,962,951.15	44,779,430.62

Number of Accounts: 28

\*\*\*\*\* End of report \*\*\*\*\*

**Central Community Unit School Dist. 301**  
**Revenue Summary Report**  
**July 2018**

	2017-18 Original Budget	% of Fund	July MTD	2018-19 FYTD	Remaining Budget	FYTD Percent
<b><u>10-Education Fund</u></b>						
Total Local Revenue	33,460,420.00	57.15%	1,379,683.90	1,379,683.90	32,080,736.10	4.12%
Total State Revenue	23,739,392.00	40.55%	4,145.41	4,145.41	23,735,246.59	0.02%
Total Federal Revenue	1,344,918.00	2.30%	8,160.27	8,160.27	1,336,757.73	0.61%
<b>Total Education Fund</b>	<b>58,544,730.00</b>	<b>100.00%</b>	<b>1,391,989.58</b>	<b>1,391,989.58</b>	<b>57,152,740.42</b>	<b>2.38%</b>
<b><u>20-O&amp;M Fund</u></b>						
Total Local Revenue	4,948,283.00	92.52%	221,845.88	221,845.88	4,726,437.12	4.48%
Total State Revenue	400,000.00	7.48%	-	-	400,000.00	0.00%
<b>Total O&amp;M Fund</b>	<b>5,348,283.00</b>	<b>100.00%</b>	<b>221,845.88</b>	<b>221,845.88</b>	<b>5,126,437.12</b>	<b>4.15%</b>
<b><u>30-Debt Service Fund</u></b>						
Total Local Revenue	8,757,621.00	100.00%	338,124.45	338,124.45	8,419,496.55	3.86%
<b>Total Debt Service Fund</b>	<b>8,757,621.00</b>	<b>100.00%</b>	<b>338,124.45</b>	<b>338,124.45</b>	<b>8,419,496.55</b>	<b>3.86%</b>
<b><u>40-Transportation Fund</u></b>						
Total Local Revenue	2,009,765.00	57.14%	82,185.50	82,185.50	1,927,579.50	4.09%
Total State Revenue	1,507,800.00	42.86%	-	-	1,507,800.00	0.00%
<b>Total Transportation Fund</b>	<b>3,517,565.00</b>	<b>100.00%</b>	<b>82,185.50</b>	<b>82,185.50</b>	<b>3,435,379.50</b>	<b>2.34%</b>
<b><u>50-IMRF/SS Fund</u></b>						
Total Local Revenue	1,568,014.00	100.00%	75,130.08	75,130.08	1,492,883.92	4.79%
<b>Total IMRF/SS Fund</b>	<b>1,568,014.00</b>	<b>100.00%</b>	<b>75,130.08</b>	<b>75,130.08</b>	<b>1,492,883.92</b>	<b>4.79%</b>
<b><u>60-Capital Projects Fund</u></b>						
Total Local Revenue	137,000.00	100.00%	47,317.90	47,317.90	89,682.10	34.54%
<b>Total Capital Projects Fund</b>	<b>137,000.00</b>	<b>100.00%</b>	<b>47,317.90</b>	<b>47,317.90</b>	<b>89,682.10</b>	<b>34.54%</b>
<b><u>70-Working Cash Fund</u></b>						
Total Local Revenue	238,363.00	100.00%	7,765.41	7,765.41	230,597.59	3.26%
<b>Total Working Cash Fund</b>	<b>238,363.00</b>	<b>100.00%</b>	<b>7,765.41</b>	<b>7,765.41</b>	<b>230,597.59</b>	<b>3.26%</b>
<b><u>80-Tort Fund</u></b>						
Total Local Revenue	573,612.00	100.00%	18,481.50	18,481.50	555,130.50	3.22%
<b>Total Tort Fund</b>	<b>573,612.00</b>	<b>100.00%</b>	<b>18,481.50</b>	<b>18,481.50</b>	<b>555,130.50</b>	<b>3.22%</b>
<b>Revenue-All Funds</b>						
1000 Total Local Revenue	51,693,078.00	65.70%	2,170,534.62	2,170,534.62	49,522,543.38	4.20%
3000 Total State Revenue	25,647,192.00	32.59%	4,145.41	4,145.41	25,643,046.59	0.02%
4000 Total Federal Revenue	1,344,918.00	1.71%	8,160.27	8,160.27	1,336,757.73	0.61%
7000 Total Transfers/Bond Proceeds	-	0.00%	-	-	-	0.00%
<b>Total Revenue-All Funds</b>	<b>78,685,188.00</b>	<b>100.00%</b>	<b>2,182,840.30</b>	<b>2,182,840.30</b>	<b>76,502,347.70</b>	<b>2.77%</b>

**Central Community Unit School Dist. 301**  
**Revenue Detail Report**  
**July 2018**

Account Number	Description	2017-18	July	2018-19	Remaining Budget	FYTD Percent
		Original Budget	MTD	FYTD		
10R000 1110 0000	TAXES	25,893,892.00	996,514.14	996,514.14	24,897,377.86	3.85%
10R000 1140 0000	SPEC ED TAXES	5,009,928.00	199,679.25	199,679.25	4,810,248.75	3.99%
10R001 1510 0000	INTEREST	30,100.00	22,396.97	22,396.97	7,703.03	74.41%
10R002 1611 0000	LUNCH, STUDENTS	836,000.00	487.75	487.75	835,512.25	0.06%
10R002 1620 0000	LUNCH, ADULTS	14,500.00	-	-	14,500.00	0.00%
10R000 1711 0000	ATHLETIC ADMISSION	35,000.00	-	-	35,000.00	0.00%
10R000 1720 0000	ATH PART FEE	110,000.00	3,960.00	3,960.00	106,040.00	3.60%
10R002 1720 0000	OTHER FEES	229,000.00	4,677.81	4,677.81	224,322.19	2.04%
10R000 1811 0000	TEXTBOOK INCOME	625,000.00	76,149.75	76,149.75	548,850.25	12.18%
10R000 1830 0000	TECHNOLOGY FEES	305,000.00	36,800.00	36,800.00	268,200.00	12.07%
10R000 1930 0000	TRANSITION FEES	100,000.00	5,787.97	5,787.97	94,212.03	5.79%
10R000 1950 0000	REFUND OF PRIOR YEAR EXPEND/MV/FV	50,000.00	-	-	50,000.00	0.00%
10R000 1970 0000	DRIVERS ED B-T-W	52,000.00	4,755.00	4,755.00	47,245.00	9.14%
10R000 1991 0000	MID VALLEY REIMBURSEMENT	150,000.00	27,689.90	27,689.90	122,310.10	18.46%
10R000 1999 0000	OTHER LOCAL REV	20,000.00	785.36	785.36	19,214.64	3.93%
<b>Total Local Revenue</b>		<b>33,460,420.00</b>	<b>1,379,683.90</b>	<b>1,379,683.90</b>	<b>32,080,736.10</b>	<b>4.12%</b>
10R000 3001 0000	GEN STATE AID/EBF	6,328,638.00	-	-	6,328,638.00	0.00%
10R000 3100 0000	SPECIAL ED - PRIVATE FACILITY	274,100.00	-	-	274,100.00	0.00%
10R000 3105 0000	FUNDING FOR CHILD/SP ED SVCS.	232,750.00	-	-	232,750.00	0.00%
10R000 3110 0000	SPECIAL ED - PERSONNEL	277,564.00	-	-	277,564.00	0.00%
10R000 3120 0000	SPECIAL ED-ORPHANAGE	-	-	-	-	0.00%
10R000 3145 0000	SPECIAL ED-SUMMER SCHOOL	-	-	-	-	0.00%
10R000 3220 0000	CAREER & TECHNICAL EDUCATION	31,283.00	-	-	31,283.00	0.00%
10R000 3235 0000	CTE AGRICULTURE EDUCATION	1,863.00	3,829.00	3,829.00	(1,966.00)	205.53%
10R000 3305 0000	TPI & TBE-BILINGUAL ED.	46,394.00	-	-	46,394.00	0.00%
10R000 3360 0000	STATE FREE LUNCH & BREAKFAST	1,200.00	316.41	316.41	883.59	26.37%
10R000 3370 0000	DRIVER ED	43,000.00	-	-	43,000.00	0.00%
10R000 3998 0000	TRS-ON BEHALF PAYMENTS	16,500,000.00	-	-	16,500,000.00	0.00%
10R001 3999 0000	LIBRARY GRANT	2,600.00	-	-	2,600.00	0.00%
<b>Total State Revenue</b>		<b>23,739,392.00</b>	<b>4,145.41</b>	<b>4,145.41</b>	<b>23,735,246.59</b>	<b>0.02%</b>
10R000 4210 0000	NAT'L SCHOOL LUNCH PROGRAM	210,000.00	-	-	210,000.00	0.00%
10R000 4300 0000	TITLE I LOW INCOME	219,274.00	-	-	219,274.00	0.00%
10R000 4600 0000	IDEA PRESCHOOL	4,855.00	-	-	4,855.00	0.00%
10R000 4620 0000	IDEA FLOW THROUGH	646,253.00	3,830.00	3,830.00	642,423.00	0.59%
10R000 4625 0000	IDEA FLOW THROUGH ROOM & BOARD	29,000.00	-	-	29,000.00	0.00%
10R000 4745 0000	CARL PERKINS	22,411.00	-	-	22,411.00	0.00%
10R000 4909 0000	TITLE III ELL-TBE/TPI LIPLPS	24,618.00	-	-	24,618.00	0.00%
10R000 4932 0000	TITLE II-TEACHER QUALITY	83,507.00	-	-	83,507.00	0.00%
10R000 4991 0000	MEDICAID MATCHING FUNDS-ADMIN OUTREACH	40,000.00	-	-	40,000.00	0.00%
10R000 4992 0000	MEDICAID MATCHING FUNDS-FEE FOR SVC	55,000.00	4,330.27	4,330.27	50,669.73	7.87%
10R000 4999 0000	TITLE IV	10,000.00	-	-	10,000.00	0.00%
<b>Total Federal Revenue</b>		<b>1,344,918.00</b>	<b>8,160.27</b>	<b>8,160.27</b>	<b>1,336,757.73</b>	<b>0.61%</b>
<b>Total Education Fund</b>		<b>58,544,730.00</b>	<b>1,391,989.58</b>	<b>1,391,989.58</b>	<b>57,152,740.42</b>	<b>2.38%</b>
20R000 1111 0000	TAXES	4,683,283.00	176,131.42	176,131.42	4,507,151.58	3.76%
20R000 1230 0000	CORP PERS PROP TAX	130,000.00	18,505.62	18,505.62	111,494.38	14.24%
20R001 1510 0000	INTEREST - SWEEP ACCOUNT	15,000.00	7,887.34	7,887.34	7,112.66	52.58%
20R001 1720 0000	PARKING FEES	30,000.00	16,600.00	16,600.00	13,400.00	55.33%
20R000 1910 0000	RENTALS	80,000.00	2,577.00	2,577.00	77,423.00	3.22%
20R000 1950 0000	REFUND OF PRIOR YEAR EXPENDITURES	5,000.00	-	-	5,000.00	0.00%
20R000 1999 0000	OTHER REVENUE	5,000.00	144.50	144.50	4,855.50	2.89%
<b>Total Local Revenue</b>		<b>4,948,283.00</b>	<b>221,845.88</b>	<b>221,845.88</b>	<b>4,726,437.12</b>	<b>4.48%</b>
20R000 3001 0000	GEN STATE AID/EBF	400,000.00	-	-	400,000.00	0.00%
20R000 3999 0000	OTHER STATE REVENUE	-	-	-	-	0%
<b>Total State Revenue</b>		<b>400,000.00</b>	<b>-</b>	<b>-</b>	<b>400,000.00</b>	<b>0.00%</b>
<b>Total O&amp;M Fund</b>		<b>5,348,283.00</b>	<b>221,845.88</b>	<b>221,845.88</b>	<b>5,126,437.12</b>	<b>4.15%</b>

**Central Community Unit School Dist. 301**  
**Revenue Detail Report**  
**July 2018**

Account Number	Description	2017-18 Original Budget	July MTD	2018-19 FYTD	Remaining Budget	FYTD Percent
30R000 1112 0000	TAXES	8,152,171.00	259,879.71	259,879.71	7,892,291.29	3.19%
30R001 1510 0000	INTEREST	5,450.00	4,392.13	4,392.13	1,057.87	80.59%
30R000 1930 0000	IMPACT FEES	600,000.00	73,852.61	73,852.61	526,147.39	12.31%
<b>Total Local Revenue</b>		<b>8,757,621.00</b>	<b>338,124.45</b>	<b>338,124.45</b>	<b>8,419,496.55</b>	<b>3.86%</b>
<b>Total Debt Service Fund</b>		<b>8,757,621.00</b>	<b>338,124.45</b>	<b>338,124.45</b>	<b>8,419,496.55</b>	<b>3.86%</b>
40R000 1113 0000	TAXES	1,991,240.00	77,233.78	77,233.78	1,914,006.22	3.88%
40R000 1415 0000	FIELD TRIP FEES	1,500.00	2,203.56	2,203.56	(703.56)	146.90%
40R001 1510 0000	INTEREST - SWEEP ACCOUNT	2,025.00	2,698.16	2,698.16	(673.16)	133.24%
40R000 1999 0000	OTHER REVENUE	15,000.00	50.00	50.00	14,950.00	0.33%
<b>Total Local Revenue</b>		<b>2,009,765.00</b>	<b>82,185.50</b>	<b>82,185.50</b>	<b>1,927,579.50</b>	<b>4.09%</b>
40R000 3500 0000	STATE AID, REGULAR	804,140.00	-	-	804,140.00	0.00%
40R000 3510 0000	STATE AID, SPEC ED	703,660.00	-	-	703,660.00	0.00%
<b>Total State Revenue</b>		<b>1,507,800.00</b>	<b>-</b>	<b>-</b>	<b>1,507,800.00</b>	<b>0.00%</b>
<b>Total Transportation Fund</b>		<b>3,517,565.00</b>	<b>82,185.50</b>	<b>82,185.50</b>	<b>3,435,379.50</b>	<b>2.34%</b>
50R000 1114 0000	IMRF TAXES	789,482.00	35,791.84	35,791.84	753,690.16	4.53%
50R000 1151 0000	SOC SEC/MEDICARE TAXES	761,532.00	35,791.84	35,791.84	725,740.16	4.70%
50R000 1230 0000	CORP PERS PROP TAX	15,000.00	2,056.18	2,056.18	12,943.82	13.71%
50R001 1510 0000	INTEREST	2,000.00	1,490.22	1,490.22	509.78	74.51%
<b>Total Local Revenue</b>		<b>1,568,014.00</b>	<b>75,130.08</b>	<b>75,130.08</b>	<b>1,492,883.92</b>	<b>4.79%</b>
<b>Total IMRF/SS Fund</b>		<b>1,568,014.00</b>	<b>75,130.08</b>	<b>75,130.08</b>	<b>1,492,883.92</b>	<b>4.79%</b>
60R001 1510 0000	INTEREST-SWEEP ACCOUNT	37,000.00	47,317.90	47,317.90	(10,317.90)	127.89%
60R000 1930 0000	IMPACT FEES	100,000.00	-	-	100,000.00	0.00%
<b>Total Local Revenue</b>		<b>137,000.00</b>	<b>47,317.90</b>	<b>47,317.90</b>	<b>89,682.10</b>	<b>34.54%</b>
<b>Total Capital Projects Fund</b>		<b>137,000.00</b>	<b>47,317.90</b>	<b>47,317.90</b>	<b>89,682.10</b>	<b>34.54%</b>
70R000 1115 0000	TAXES	233,563.00	5,651.90	5,651.90	227,911.10	2.42%
70R001 1510 0000	INTEREST	4,800.00	2,113.51	2,113.51	2,686.49	44.03%
<b>Total Local Revenue</b>		<b>238,363.00</b>	<b>7,765.41</b>	<b>7,765.41</b>	<b>230,597.59</b>	<b>3.26%</b>
<b>Total Working Cash Fund</b>		<b>238,363.00</b>	<b>7,765.41</b>	<b>7,765.41</b>	<b>230,597.59</b>	<b>3.26%</b>
80R000 1120 0000	TORT TAXES	572,012.00	17,895.91	17,895.91	554,116.09	3.13%
80R001 1510 0000	INTEREST - SWEEP ACCOUNT	1,600.00	585.59	585.59	1,014.41	36.60%
<b>Total Local Revenue</b>		<b>573,612.00</b>	<b>18,481.50</b>	<b>18,481.50</b>	<b>555,130.50</b>	<b>3.22%</b>
<b>Total Tort Fund</b>		<b>573,612.00</b>	<b>18,481.50</b>	<b>18,481.50</b>	<b>555,130.50</b>	<b>3.22%</b>
<b>Revenue-All Funds</b>						
1000	Total Local Revenue	51,693,078.00	2,170,534.62	2,170,534.62	49,522,543.38	4.20%
3000	Total State Revenue	25,647,192.00	4,145.41	4,145.41	25,643,046.59	0.02%
4000	Total Federal Revenue	1,344,918.00	8,160.27	8,160.27	1,336,757.73	0.61%
7000	Total Transfers/Bond Proceeds	-	-	-	-	0.00%
<b>Total Revenue-All Funds</b>		<b>78,685,188.00</b>	<b>2,182,840.30</b>	<b>2,182,840.30</b>	<b>76,502,347.70</b>	<b>2.77%</b>

**Central Community Unit School Dist. 301**  
**Expenditure Summary by Fund Report**  
**July 2018**

	2017-2018 Original Budget	% of Fund	July MTD	2018-2019 FYTD	Encumbered Amount	Budget Remaining	FYTD Percent
<b>10-Education</b>							
1000 Salaries	22,895,180.00	45.74%	1,910,623.69	1,910,623.69	-	20,984,556.31	8.35%
2000 Benefits	6,665,685.00	13.32%	350,936.67	350,936.67	300.00	6,314,448.33	5.27%
3000 Purchased Services	3,020,219.00	6.03%	108,236.43	108,236.43	159,286.74	2,752,695.83	8.86%
4000 Supplies	2,851,289.00	5.70%	65,832.93	65,832.93	181,705.49	2,603,750.58	8.68%
5000 Capital Outlay	110,000.00	0.22%	-	-	-	110,000.00	0.00%
6000 Other/Dues/Fees	14,236,045.00	28.44%	29,745.84	29,745.84	13,285.93	14,193,013.23	0.30%
7000 Non-Capital Equipment	119,795.00	0.24%	57,574.47	57,574.47	35,082.76	27,137.77	77.35%
8000 Termination Benefits	160,900.00	0.32%	-	-	-	160,900.00	0.00%
<b>Total Education Fund</b>	<b>50,059,113.00</b>	<b>100.00%</b>	<b>2,522,950.03</b>	<b>2,522,950.03</b>	<b>389,660.92</b>	<b>47,146,502.05</b>	<b>5.82%</b>
<b>20-O&amp;M</b>							
1000 Salaries	1,703,600.00	31.18%	123,748.80	123,748.80	-	1,579,851.20	7.26%
2000 Benefits	443,600.00	8.12%	29,103.71	29,103.71	-	414,496.29	6.56%
3000 Purchased Services	1,070,000.00	19.58%	5,556.00	5,556.00	34,455.63	1,029,988.37	3.74%
4000 Supplies	1,544,800.00	28.27%	118.59	118.59	63,405.24	1,481,276.17	4.11%
5000 Capital Outlay	350,000.00	6.41%	-	-	88,037.00	261,963.00	25.15%
6000 Other/Dues/Fees	252,400.00	4.62%	-	-	-	252,400.00	0.00%
7000 Non-Capital Equipment	100,000.00	1.83%	-	-	-	100,000.00	0.00%
<b>Total O&amp;M</b>	<b>5,464,400.00</b>	<b>100.00%</b>	<b>158,527.10</b>	<b>158,527.10</b>	<b>185,897.87</b>	<b>5,119,975.03</b>	<b>6.30%</b>
<b>30-Debt Service</b>							
3000 Purchased Services	9,000.00	0.11%	-	-	950.00	8,050.00	10.56%
6000 Other/Bonds	8,455,384.00	99.89%	587,725.00	587,725.00	-	7,867,659.00	6.95%
<b>Total Debt Service</b>	<b>8,464,384.00</b>	<b>100.00%</b>	<b>587,725.00</b>	<b>587,725.00</b>	<b>950.00</b>	<b>7,875,709.00</b>	<b>6.95%</b>
<b>40-Transportation</b>							
1000 Salaries	1,902,850.00	57.21%	157,654.16	157,654.16	-	1,745,195.84	8.29%
2000 Benefits	123,350.00	3.71%	5,252.70	5,252.70	-	118,097.30	4.26%
3000 Purchased Services	825,500.00	24.82%	543,768.00	543,768.00	-	281,732.00	65.87%
4000 Supplies	351,500.00	10.57%	284.74	284.74	13,599.85	337,615.41	3.95%
6000 Other/Dues/Transfers	108,000.00	3.25%	40.00	40.00	-	107,960.00	0.04%
7000 Non-Capital Equipment	15,000.00	0.45%	-	-	-	15,000.00	0.00%
<b>Total Transportation</b>	<b>3,326,200.00</b>	<b>100.00%</b>	<b>706,999.60</b>	<b>706,999.60</b>	<b>13,599.85</b>	<b>2,605,600.55</b>	<b>21.66%</b>
<b>50-IMRF/SS</b>							
2000 Benefits	1,604,846.00	100.00%	125,084.40	125,084.40	-	1,479,761.60	7.79%
<b>Total IMRF/SS</b>	<b>1,604,846.00</b>	<b>100.00%</b>	<b>125,084.40</b>	<b>125,084.40</b>	<b>-</b>	<b>1,479,761.60</b>	<b>7.79%</b>
<b>60-Capital Projects</b>							
5000 Capital Outlay	8,517,452.00	100.00%	-	-	-	8,517,452.00	0.00%
<b>Total Capital Projects</b>	<b>8,517,452.00</b>	<b>100.00%</b>	<b>-</b>	<b>-</b>	<b>-</b>	<b>8,517,452.00</b>	<b>0.00%</b>
<b>70-Working Cash</b>							
6000 Transfers	-	-	-	-	-	-	-
<b>Total Working Cash</b>	<b>-</b>	<b>0.00%</b>	<b>-</b>	<b>-</b>	<b>-</b>	<b>-</b>	<b>0.00%</b>
<b>80-Tort</b>							
3000 Purchased Services	675,000.00	100.00%	30,726.00	30,726.00	-	644,274.00	4.55%
<b>Total Tort</b>	<b>675,000.00</b>	<b>100.00%</b>	<b>30,726.00</b>	<b>30,726.00</b>	<b>-</b>	<b>644,274.00</b>	<b>4.55%</b>
<b>Total Expenditures</b>	<b>78,111,395.00</b>		<b>4,132,012.13</b>	<b>4,132,012.13</b>	<b>590,108.64</b>	<b>73,389,274.23</b>	<b>6.05%</b>
<b>Expenditures Across All Funds</b>							
1000 Salaries	26,501,630.00	33.93%	2,192,026.65	2,192,026.65	-	24,309,603.35	8.27%
2000 Benefits	8,837,481.00	11.31%	510,377.48	510,377.48	300.00	8,326,803.52	5.78%
3000 Purchased Services	5,599,719.00	7.17%	688,286.43	688,286.43	194,692.37	4,716,740.20	15.77%
4000 Supplies	4,747,589.00	6.08%	66,236.26	66,236.26	258,710.58	4,422,642.16	6.84%
5000 Capital Outlay	8,977,452.00	11.49%	-	-	88,037.00	8,889,415.00	0.98%
6000 Other/Dues/Fees/Bonds	23,051,829.00	29.51%	617,510.84	617,510.84	13,285.93	22,421,032.23	2.74%
7000 Non-Capital Equipment	234,795.00	0.30%	57,574.47	57,574.47	35,082.76	142,137.77	39.46%
8000 Termination Benefits	160,900.00	0.21%	-	-	-	160,900.00	0.00%
<b>Total Expenditures Across all Funds</b>	<b>78,111,395.00</b>	<b>100.00%</b>	<b>4,132,012.13</b>	<b>4,132,012.13</b>	<b>590,108.64</b>	<b>73,389,274.23</b>	<b>6.05%</b>

VENDOR	INVOICE #	INVOICE DESCRIPTION	ACCOUNT NUMBER	AMOUNT
4IMPRINT	6526716	Supplies	10E011 2410 4100 00 000000 0000	397.18
		Totals for 4IMPRINT		397.18
ADVANCE AUTO PARTS	2454-380764	Cleaner	40E001 2550 4100 00 000000 0000	38.52
ADVANCE AUTO PARTS	2454-380772	Shop Supplies	40E001 2550 4100 00 000000 0000	78.52
ADVANCE AUTO PARTS	2454-381490	Grommet	40E001 2550 4100 00 000000 0000	5.08
ADVANCE AUTO PARTS	2454-381515	Cable Ties	40E001 2550 4100 00 000000 0000	17.59
ADVANCE AUTO PARTS	2454-382357	Fuses	40E001 2550 4100 00 000000 0000	19.29
ADVANCE AUTO PARTS	2454-382023	Lights, Washers	40E001 2550 4100 00 000000 0000	240.74
ADVANCE AUTO PARTS	2454-382021	Exhaust Clamps, Brackets	40E001 2550 4100 00 000000 0000	10.74
ADVANCE AUTO PARTS	2454-382642	Oil	40E001 2550 4100 00 000000 0000	48.96
ADVANCE AUTO PARTS	2454-382460	Maintenance Supplies	20E001 2540 4110 00 000000 0000	286.62
ADVANCE AUTO PARTS	2454-383638	Tapping Screw	40E001 2550 4100 00 000000 0000	11.00
		Totals for ADVANCE AUTO PARTS		757.06
ADVOCATE SHERMAN OCC	698993	Bus Driver Physicals	40E001 2550 3190 00 000000 0000	105.00
ADVOCATE SHERMAN OCC	698914	Bus Driver Physicals	40E001 2550 3190 00 000000 0000	315.00
ADVOCATE SHERMAN OCC	698422	Bus Driver Physicals	40E001 2550 3190 00 000000 0000	105.00
ADVOCATE SHERMAN OCC	700712	Bus Driver Physicals	40E001 2550 3190 00 000000 0000	210.00
ADVOCATE SHERMAN OCC	701307	Bus Driver Physicals	40E001 2550 3190 00 000000 0000	210.00
ADVOCATE SHERMAN OCC	701829	Bus Driver Physicals	40E001 2550 3190 00 000000 0000	105.00
ADVOCATE SHERMAN OCC	701830	Bus Driver Physicals	40E001 2550 3190 00 000000 0000	105.00
ADVOCATE SHERMAN OCC	701831	Bus Driver Physicals	40E001 2550 3190 00 000000 0000	105.00
		Totals for ADVOCATE SHERMAN OCCUPATIONAL		1,260.00
AGUINAGA, JACOB	July 2018	Reimb for July Mileage	10E001 2660 3320 00 000000 0000	43.22
		Totals for AGUINAGA, JACOB		43.22
ALEXANDER LEIGH CENT	2414	Monthly tuition August	10E001 1912 6700 00 000000 0000	18,916.80
		Totals for ALEXANDER LEIGH CENTER FOR AU		18,916.80
AMALGAMATED BANK OF	1856151001 07-18	Debt Certificates Series 2016 Admin fee	30E001 5400 3190 00 000000 0000	475.00
AMALGAMATED BANK OF	1856152000 07-18	Bond Series 2016A Admin fee	30E001 5400 3190 00 000000 0000	475.00
		Totals for AMALGAMATED BANK OF CHICAGO		950.00
AMAZON.COM	433855343385	Maintenance CHS Aiphone surface mount	20E001 2540 7100 00 000000 0000	6,597.90
AMAZON.COM	458555459384	CHS Aiphone Direct Video supplies	20E001 2540 7100 00 000000 0000	1,891.80
AMAZON.COM	479796463658	CHS Security Video phones	20E001 2540 7100 00 000000 0000	2,808.72
AMAZON.COM	955837743994	Books	10E001 2520 4100 00 000000 0000	62.18
AMAZON.COM	465364787445	Stackable HD Cage with feeding doors	10E001 2212 4100 00 000000 0000	419.98
AMAZON.COM	435837457588	Math textbooks	10E002 1130 4200 00 000000 0000	48.99
AMAZON.COM	435939589676	Math textbook	10E002 1130 4200 00 000000 0000	12.26
AMAZON.COM	439686446699	Math textbook	10E002 1130 4200 00 000000 0000	13.98
AMAZON.COM	895647469634	Math textbook	10E002 1130 4200 00 000000 0000	6.34
AMAZON.COM	998884676335	Supplies	10E002 2410 4100 00 000000 0000	23.98
AMAZON.COM	437383456948	Math textbook	10E002 1130 4200 00 000000 0000	32.59
AMAZON.COM	799898773839	Math textbook	10E002 1130 4200 00 000000 0000	9.48
AMAZON.COM	839583586783	Math textbook	10E002 1130 4200 00 000000 0000	21.74
AMAZON.COM	846893965935	Math textbooks	10E002 1130 4200 00 000000 0000	78.98
AMAZON.COM	778354698663	Math textbooks	10E002 1130 4200 00 000000 0000	89.50
AMAZON.COM	778589988675	Math textbook	10E002 1130 4200 00 000000 0000	26.09
AMAZON.COM	797695368856	Math textbooks	10E002 1130 4200 00 000000 0000	52.94
AMAZON.COM	567787988363	Math textbook	10E002 1130 4200 00 000000 0000	18.46

VENDOR	INVOICE #	INVOICE DESCRIPTION	ACCOUNT NUMBER	AMOUNT
AMAZON.COM	638374785753	German CD Rom	10E002 1130 4200 00 000000 0000	138.85
AMAZON.COM	759876596588	Math textbook	10E002 1130 4200 00 000000 0000	6.34
AMAZON.COM	763593849566	Math textbook	10E002 1130 4200 00 000000 0000	17.11
AMAZON.COM	449759573347	Math textbooks	10E002 1130 4200 00 000000 0000	53.94
AMAZON.COM	453676493964	Math textbooks	10E002 1130 4200 00 000000 0000	53.98
AMAZON.COM	455889944378	Math textbooks	10E002 1130 4200 00 000000 0000	72.98
AMAZON.COM	459494846763	Math textbook	10E002 1130 4200 00 000000 0000	6.85
AMAZON.COM	463383343887	Math textbook	10E002 1130 4200 00 000000 0000	13.19
AMAZON.COM	464645573776	Math textbook	10E002 1130 4200 00 000000 0000	13.70
AMAZON.COM	466363694584	Math textbook	10E002 1130 4200 00 000000 0000	7.99
AMAZON.COM	556486878595	Math textbook	10E002 1130 4200 00 000000 0000	6.98
AMAZON.COM	566538965377	Math textbook	10E002 1130 4200 00 000000 0000	6.85
AMAZON.COM	853556735535	Math textbook	10E002 1130 4200 00 000000 0000	6.98
AMAZON.COM	878799793864	Math textbook	10E002 1130 4200 00 000000 0000	21.53
AMAZON.COM	885379553679	Math textbook	10E002 1130 4200 00 000000 0000	24.52
AMAZON.COM	933397547746	Math textbook	10E002 1130 4200 00 000000 0000	-21.74
AMAZON.COM	774694674747	Math textbook	10E002 1130 4200 00 000000 0000	-6.34
AMAZON.COM	945768348369	Office supplies	10E002 2410 4100 00 000000 0000	38.50
		Totals for AMAZON.COM		12,678.12
AMSTERDAM PRINTING A	5994036	Principal Supplies	10E011 2410 4900 00 000000 0000	78.33
AMSTERDAM PRINTING A	6001401	Academic Calendars	10E008 1110 4100 00 000000 0000	260.90
		Totals for AMSTERDAM PRINTING AND LITHO		339.23
APPLE INC	6746489432	Computers-Mobile Maker	10E001 2660 7100 00 000000 0000	27,768.00
APPLE INC	6746988805	Computers	10E001 2660 7100 00 000000 0000	1,159.00
APPLE INC	6747059469	Computers	10E001 2660 7100 00 000000 0000	1,247.00
		Totals for APPLE INC		30,174.00
BACZEK, ALICIA	Tuition 07-18	Tuition Reimbursement LIT 605-1, 601, 620-2	10E010 1110 2300 00 000000 0000	800.00
		Totals for BACZEK, ALICIA		800.00
BAIRD, TIMOTHY	Lunch Refund 201	CHS Food Service Refund	10R002 1611 0000 00 000000 0000	21.75
		Totals for BAIRD, TIMOTHY		21.75
BARAK BUSINESS SERVI	77602	Uniform Aprons	10E002 2560 4110 00 000000 0000	830.94
BARAK BUSINESS SERVI	77602	Uniform Aprons	10E003 2560 4110 00 000000 0000	203.02
BARAK BUSINESS SERVI	77602	Uniform Aprons	10E008 2560 4110 00 000000 0000	621.63
BARAK BUSINESS SERVI	77602	Uniform Aprons	10E010 2560 4110 00 000000 0000	247.87
BARAK BUSINESS SERVI	77602	Uniform Aprons	10E011 2560 4110 00 000000 0000	322.63
		Totals for BARAK BUSINESS SERVICES		2,226.09
BATTERIES PLUS	P4255406	Maintenance Supplies	20E001 2540 4110 00 000000 0000	415.80
		Totals for BATTERIES PLUS		415.80
BEAN'S FARM LANDSCAP	11821	Grounds Supplies Top Soil	20E001 2540 4120 00 000000 0000	75.00
		Totals for BEAN'S FARM LANDSCAPE SUPPLY		75.00
BENNETT, ANNETTE	Lunch Refund	CHS Food Service Refund	10R002 1611 0000 00 000000 0000	28.35
		Totals for BENNETT, ANNETTE		28.35
BLICK ART MATERIALS	9594142	Art supplies	10E002 1130 4100 00 000000 0000	902.95
BLICK ART MATERIALS	9621431	Art supplies	10E002 1130 4100 00 000000 0000	42.10
BLICK ART MATERIALS	9644881	Art supplies	10E002 1130 4100 00 000000 0000	98.84
		Totals for BLICK ART MATERIALS		1,043.89

VENDOR	INVOICE #	INVOICE DESCRIPTION	ACCOUNT NUMBER	AMOUNT
BOB JASS CHEVROLET I	240480	Tire Alignment & Rotation	40E001 2550 3230 00 000000 0000	149.95
		Totals for BOB JASS CHEVROLET INC		149.95
BOOKSOURCE	759857	Books in Spanish for LL Library	10E001 2220 4100 00 430000 0000	34.83
		Totals for BOOKSOURCE		34.83
BORREGO, STACEY	July 17	Hearing Interpreter for Graduation	10E002 1130 3190 00 000000 0000	202.25
		Totals for BORREGO, STACEY		202.25
BRICKS AND TREE WORK	July 23	CMS Removal of Trees	20E001 2540 4120 00 000000 0000	1,800.00
		Totals for BRICKS AND TREE WORK		1,800.00
BSN SPORTS, INC	902440673	Boys Soccer Uniforms	10E002 1500 4110 00 000000 0000	3,079.49
BSN SPORTS, INC	902568904	PE Uniforms	10E002 1130 4900 00 000000 0000	1,075.76
		Totals for BSN SPORTS, INC		4,155.25
BUCK BROS, INC	183312	Service Call for John Deere	20E002 2540 3230 00 000000 0000	514.67
BUCK BROS, INC	186522	Grounds Equipment Repair	20E001 2540 4120 00 000000 0000	473.27
		Totals for BUCK BROS, INC		987.94
CALL ONE	1210927 08-18	Phones	20E001 2540 3400 00 000000 0000	1,910.55
		Totals for CALL ONE		1,910.55
CARDMEMBER SERVICE	7577 08-18	B. Tobin-Technology Expenses	10E001 2660 4100 00 000000 0000	219.24
CARDMEMBER SERVICE	7577 08-18	B. Tobin-Technology Expenses	10E001 2660 4100 00 000000 0000	320.00
CARDMEMBER SERVICE	7577 08-18	B. Tobin-Technology Expenses	10E001 2660 3160 00 000000 0000	219.00
CARDMEMBER SERVICE	7577 08-18	B. Tobin-Technology Expenses	10E001 2660 4100 00 000000 0000	3,135.60
CARDMEMBER SERVICE	7577 08-18	B. Tobin-Technology Expenses	10E001 2660 4100 00 000000 0000	696.24
CARDMEMBER SERVICE	7577 08-18	B. Tobin-Technology Expenses	10E001 2660 4100 00 000000 0000	7.98
CARDMEMBER SERVICE	7577 08-18	B. Tobin-Technology Expenses	10E001 2660 4100 00 000000 0000	49.40
CARDMEMBER SERVICE	7577 08-18	B. Tobin-Technology Expenses	10E001 2660 4100 00 000000 0000	50.88
CARDMEMBER SERVICE	7577 08-18	B. Tobin-Technology Expenses	10E001 2660 4100 00 000000 0000	288.93
CARDMEMBER SERVICE	7577 08-18	B. Tobin-Technology Expenses	10E001 2660 4100 00 000000 0000	43.44
CARDMEMBER SERVICE	7577 08-18	B. Tobin-Technology Expenses	10E001 2660 4100 00 000000 0000	66.52
CARDMEMBER SERVICE	7577 08-18	B. Tobin-Technology Expenses	10E001 2660 4100 00 000000 0000	209.94
CARDMEMBER SERVICE	7577 08-18	B. Tobin-Technology Expenses	10E001 2660 4100 00 000000 0000	7.99
CARDMEMBER SERVICE	7577 08-18	B. Tobin-Technology Expenses	10E001 2660 4100 00 000000 0000	2,580.00
CARDMEMBER SERVICE	7577 08-18	B. Tobin-Technology Expenses	10E001 2660 4100 00 000000 0000	68.92
CARDMEMBER SERVICE	7577 08-18	B. Tobin-Technology Expenses	10E001 2660 4100 00 000000 0000	60.23
CARDMEMBER SERVICE	7577 08-18	B. Tobin-Technology Expenses	10E001 2660 4100 00 000000 0000	28.88
CARDMEMBER SERVICE	7577 08-18	B. Tobin-Technology Expenses	10E001 2660 4100 00 000000 0000	26.05
CARDMEMBER SERVICE	7577 08-18	B. Tobin-Technology Expenses	10E001 2660 3160 00 000000 0000	503.50
CARDMEMBER SERVICE	7577 08-18	B. Tobin-Technology Expenses	10E001 2660 4100 00 000000 0000	53.80
CARDMEMBER SERVICE	7577 08-18	B. Tobin-Technology Expenses	10E001 2660 4100 00 000000 0000	14.98
CARDMEMBER SERVICE	7577 08-18	B. Tobin-Technology Expenses	10E001 2660 4100 00 000000 0000	45.43
CARDMEMBER SERVICE	7577 08-18	B. Tobin-Technology Expenses	10E001 2660 4100 00 000000 0000	70.19
CARDMEMBER SERVICE	7577 08-18	B. Tobin-Technology Expenses	10E001 2660 4100 00 000000 0000	23.88
CARDMEMBER SERVICE	7577 08-18	B. Tobin-Technology Expenses	10E001 2660 3160 00 000000 0000	-193.56
CARDMEMBER SERVICE	7577 08-18	B. Tobin-Technology Expenses	10E001 2660 4100 00 000000 0000	6.40
CARDMEMBER SERVICE	7577 08-18a	T. Stirn-Administrative Expenses	10E001 2320 6400 00 000000 0000	7.96
CARDMEMBER SERVICE	7577 08-18a	T. Stirn-Administrative Expenses	10E001 2320 6400 00 000000 0000	15.96
CARDMEMBER SERVICE	7577 08-18a	T. Stirn-Administrative Expenses	10E001 2320 4100 00 000000 0000	33.58
CARDMEMBER SERVICE	7577 08-18a	T. Stirn-Administrative Expenses	10E001 2310 6400 00 000000 0000	144.20
CARDMEMBER SERVICE	7577 08-18a	T. Stirn-Administrative Expenses	40E001 2550 6400 00 000000 0000	40.00

VENDOR	INVOICE #	INVOICE DESCRIPTION	ACCOUNT NUMBER	AMOUNT
CARDMEMBER SERVICE	7577 08-18a	T. Stirn-Administrative Expenses	40E001 2550 6400 00 000000 0000	40.00
CARDMEMBER SERVICE	7577 08-18a	T. Stirn-Administrative Expenses	10E001 2310 4100 00 000000 0000	45.59
CARDMEMBER SERVICE	7577 08-18a	T. Stirn-Administrative Expenses	10E001 2310 4100 00 000000 0000	84.87
CARDMEMBER SERVICE	7577 08-18a	T. Stirn-Administrative Expenses	10E001 2310 4100 00 000000 0000	102.92
CARDMEMBER SERVICE	7577 08-18a	T. Stirn-Administrative Expenses	10E001 2310 4100 00 000000 0000	107.53
CARDMEMBER SERVICE	7577 08-18a	T. Stirn-Administrative Expenses	10E001 2310 6400 00 000000 0000	144.20
CARDMEMBER SERVICE	7577 08-18a	T. Stirn-Administrative Expenses	10E001 2310 6400 00 000000 0000	144.20
CARDMEMBER SERVICE	7577 08-18a	T. Stirn-Administrative Expenses	40E001 2550 6400 00 000000 0000	40.00
CARDMEMBER SERVICE	7577 08-18a	T. Stirn-Administrative Expenses	10E001 2310 6400 00 000000 0000	144.20
CARDMEMBER SERVICE	7577 08-18a	T. Stirn-Administrative Expenses	10E001 2210 6400 00 000000 0000	500.00
CARDMEMBER SERVICE	7577 08-18a	T. Stirn-Administrative Expenses	10E001 2320 4100 00 000000 0000	25.64
CARDMEMBER SERVICE	7577 08-18a	T. Stirn-Administrative Expenses	40E001 2550 6400 00 000000 0000	40.00
CARDMEMBER SERVICE	7577 08-18a	T. Stirn-Administrative Expenses	10E001 2320 6400 00 000000 0000	15.96
CARDMEMBER SERVICE	7577 08-18a	T. Stirn-Administrative Expenses	10E001 2212 4100 00 000000 0000	61.98
CARDMEMBER SERVICE	7577 08-18a	T. Stirn-Administrative Expenses	10E001 2210 6400 00 000000 0000	500.00
CARDMEMBER SERVICE	7577 08-18a	T. Stirn-Administrative Expenses	10E001 2310 4100 00 000000 0000	104.78
CARDMEMBER SERVICE	7577 08-18a	T. Stirn-Administrative Expenses	10E001 2320 4100 00 000000 0000	22.40
CARDMEMBER SERVICE	7577 08-18a	T. Stirn-Administrative Expenses	10E001 2212 4100 00 000000 0000	95.10
CARDMEMBER SERVICE	7577 08-18a	T. Stirn-Administrative Expenses	10E001 2320 4100 00 000000 0000	19.23
CARDMEMBER SERVICE	7577 08-18a	T. Stirn-Administrative Expenses	10E001 2310 4100 00 000000 0000	50.12
CARDMEMBER SERVICE	7577 08-18a	T. Stirn-Administrative Expenses	10E001 2320 4100 00 000000 0000	15.96
CARDMEMBER SERVICE	7577 08-18a	T. Stirn-Administrative Expenses	10E001 2320 4100 00 000000 0000	7.96
CARDMEMBER SERVICE	7577 08-18a	T. Stirn-Administrative Expenses	10E001 2212 4100 00 000000 0000	1.23
CARDMEMBER SERVICE	7577 08-18b	E. Mongan-Curriculum Expenses	10E001 2320 6400 00 000000 0000	20.00
CARDMEMBER SERVICE	7577 08-18b	E. Mongan-Curriculum Expenses	10E001 2520 3100 00 000000 0000	483.75
Totals for CARDMEMBER SERVICE				11,663.18
CARDUNAL OFFICE SUPP	603173-0	Science graph paper	10E002 1130 4200 00 000000 0000	842.40
CARDUNAL OFFICE SUPP	603493-0	Science supplies	10E002 1130 4100 00 000000 0000	142.50
CARDUNAL OFFICE SUPP	603078-1	Office Supplies	10E002 1500 4100 00 000000 0000	6.14
CARDUNAL OFFICE SUPP	603777-0	Nurse supplies	10E002 1130 4250 00 000000 0000	34.03
CARDUNAL OFFICE SUPP	603827-0	Office supplies	10E002 2410 4100 00 000000 0000	292.25
CARDUNAL OFFICE SUPP C	603827-0	Office supplies	10E002 2410 4100 00 000000 0000	-79.47
CARDUNAL OFFICE SUPP	604343-0	Post Cards	10E001 2520 4100 00 000000 0000	76.14
Totals for CARDUNAL OFFICE SUPPLY, INC				1,313.99
CASERNO, MICHAEL	49	Taxi Transportation Giant Steps	40E001 2550 3310 00 000000 0000	2,560.00
Totals for CASERNO, MICHAEL				2,560.00
CDW GOVERNMENT, INC	NJD4916	Controllors	10E001 2660 4100 00 000000 0000	2,578.08
CDW GOVERNMENT, INC	NJM1537	Speakers, HDMI	10E001 2660 4100 00 000000 0000	2,225.85
CDW GOVERNMENT, INC	NPG6372	External DVD Drives	10E001 2660 4100 00 000000 0000	2,195.20
Totals for CDW GOVERNMENT, INC				6,999.13
CENGAGE LEARNING	64155191	Aplia Online Working Papers	10E002 1130 4100 00 322000 0000	924.00
Totals for CENGAGE LEARNING				924.00
CERTIPORT	11747677	GMetrix software license - 1 year	10E002 1130 4100 00 474500 0000	5,095.00
Totals for CERTIPORT				5,095.00
CHANNING BETE	53532750	Kindergarten Presentation Literature	40E001 2550 4100 00 000000 0000	563.49
Totals for CHANNING BETE				563.49
CHARLES ENVIRONMENTA	1605	Pumping of Grease Traps CHS	20E001 2540 3230 00 000000 0000	350.00
CHARLES ENVIRONMENTA	1604	Pumping of Grease Traps HBT	20E001 2540 3230 00 000000 0000	165.00

VENDOR	INVOICE #	INVOICE DESCRIPTION	ACCOUNT NUMBER	AMOUNT
CHARLES ENVIRONMENTA	1602	Pumping of Grease Traps LL	20E001 2540 3230 00 000000 0000	350.00
CHARLES ENVIRONMENTA	1603	Pumping of Grease Traps PV	20E001 2540 3230 00 000000 0000	165.00
CHARLES ENVIRONMENTA	1601	Pumping of Grease Traps PKMS	20E001 2540 3230 00 000000 0000	350.00
CHARLES ENVIRONMENTA	1606	Pumping of Grease Traps CT	20E001 2540 3230 00 000000 0000	350.00
Totals for CHARLES ENVIRONMENTAL, LLC				1,730.00
CHG ALTERNATIVE EDUC	July ESY	Monthly ESY Tuition IL-080	10E001 1912 6700 00 000000 0000	2,551.22
Totals for CHG ALTERNATIVE EDUCATION INC				2,551.22
CHICAGO TRIBUNE	3635784	Legal Notice-bid	10E001 2310 3180 00 000000 0000	148.41
Totals for CHICAGO TRIBUNE				148.41
CINTAS CORPORATION #	355577215	Floor Mats	40E001 2550 4100 00 000000 0000	55.47
CINTAS CORPORATION #	355583486	Floor Mats	40E001 2550 4100 00 000000 0000	55.47
CINTAS CORPORATION #	355589703	Floor Mats	40E001 2550 4100 00 000000 0000	55.47
Totals for CINTAS CORPORATION #355				166.41
CITY OF ELGIN	330845-42337 07-	Water Service	20E001 2540 3700 00 000000 0000	528.41
CITY OF ELGIN	330845-39520 07-	Water Service	20E001 2540 3700 00 000000 0000	773.20
Totals for CITY OF ELGIN				1,301.61
COEO SOLUTIONS LLC	1012045	Phones	20E001 2540 3400 00 000000 0000	2,380.83
Totals for COEO SOLUTIONS LLC				2,380.83
COLLINS, SHEREE	CDL 07-18	CDL License Renewal	40E001 2550 6400 00 000000 0000	30.00
Totals for COLLINS, SHEREE				30.00
COMMUNICATIONS REVOL	T1836814	Communication Charges	10E001 2660 3160 00 000000 0000	25.00
Totals for COMMUNICATIONS REVOLVING FUND				25.00
COMMUNITY UNIT SCHOO	1718-4	McKinney Vento transportation	40E001 2550 3310 00 000000 0000	1,680.00
Totals for COMMUNITY UNIT SCHOOL DISTRIC				1,680.00
CONSERV FS	33011254	Grounds Supplies	20E001 2540 4120 00 000000 0000	516.60
Totals for CONSERV FS				516.60
CONSTELLATION NEWENE	2371812	Gas Service All Bldgs	20E001 2540 4650 00 000000 0000	311.48
CONSTELLATION NEWENE	2371812	Gas Service All Bldgs	20E002 2540 4650 00 000000 0000	1,786.73
CONSTELLATION NEWENE	2371812	Gas Service All Bldgs	20E003 2540 4650 00 000000 0000	1,251.96
CONSTELLATION NEWENE	2371812	Gas Service All Bldgs	20E004 2540 4650 00 000000 0000	486.24
CONSTELLATION NEWENE	2371812	Gas Service All Bldgs	20E005 2540 4650 00 000000 0000	198.83
CONSTELLATION NEWENE	2371812	Gas Service All Bldgs	20E008 2540 4650 00 000000 0000	613.11
CONSTELLATION NEWENE	2371812	Gas Service All Bldgs	20E010 2540 4650 00 000000 0000	715.90
CONSTELLATION NEWENE	2371812	Gas Service All Bldgs	20E011 2540 4650 00 000000 0000	1,644.77
CONSTELLATION NEWENE	2371812	Gas Service All Bldgs	40E001 2550 4650 00 000000 0000	78.62
Totals for CONSTELLATION NEWENERGY GAS D				7,087.64
CONTINENTAL RESOURCE	91032909	Supplies	10E001 2660 4100 00 000000 0000	4,450.07
Totals for CONTINENTAL RESOURCES, INC				4,450.07
CUNA MUTUAL RETIREME	TS08972-259002	2nd Qtr 2018 Fees	10E001 2310 6400 00 000000 0000	500.00
Totals for CUNA MUTUAL RETIREMENT SOLUTI				500.00
DAILY HERALD	2018-19	Newspaper Subscription	10E001 2320 6400 00 000000 0000	430.00
Totals for DAILY HERALD				430.00

VENDOR	INVOICE #	INVOICE DESCRIPTION	ACCOUNT NUMBER	AMOUNT
DAUFENBACH ELECTRIC	2596	PV light pole parts and repair	20E001 2540 3230 00 000000 0000	375.00
DAUFENBACH ELECTRIC	2596	PV light pole parts and repair	20E001 2540 7100 00 000000 0000	650.00
		Totals for DAUFENBACH ELECTRIC INC		1,025.00
DAY, LISA	Tuition 06-18	Tuition Reimbursement EDU 6291	10E008 1110 2300 00 000000 0000	300.00
		Totals for DAY, LISA		300.00
DELL MARKETING LP	10256239016	Lab Computers	10E001 2660 4100 00 000000 0000	695.68
DELL MARKETING LP	10256239016	Lab Computers	10E001 2660 7100 00 000000 0000	17,574.72
DELL MARKETING LP	10260266880	Dell Chromebooks 5190	10E001 1100 4110 00 000000 0000	19,527.00
		Totals for DELL MARKETING LP		37,797.40
DEMCO, INC	6395543	Supplies for LMC	10E008 2220 4100 00 000000 0000	316.82
		Totals for DEMCO, INC		316.82
DIAMOND GRAPHICS	14473	Pre-printed Envelopes	10E002 1500 4100 00 000000 0000	354.57
		Totals for DIAMOND GRAPHICS		354.57
DIRECT ENERGY BUSINE	181900035258295	Electric Service All Buildings	20E001 2540 4660 00 000000 0000	996.46
DIRECT ENERGY BUSINE	181900035258295	Electric Service All Buildings	20E002 2540 4660 00 000000 0000	10,517.21
DIRECT ENERGY BUSINE	181900035258295	Electric Service All Buildings	20E003 2540 4660 00 000000 0000	4,550.68
DIRECT ENERGY BUSINE	181900035258295	Electric Service All Buildings	20E004 2540 4660 00 000000 0000	6,596.32
DIRECT ENERGY BUSINE	181900035258295	Electric Service All Buildings	20E005 2540 4660 00 000000 0000	2,023.38
DIRECT ENERGY BUSINE	181900035258295	Electric Service All Buildings	20E008 2540 4660 00 000000 0000	5,951.04
DIRECT ENERGY BUSINE	181900035258295	Electric Service All Buildings	20E010 2540 4660 00 000000 0000	5,963.66
DIRECT ENERGY BUSINE	181900035258295	Electric Service All Buildings	20E011 2540 4660 00 000000 0000	12,524.79
		Totals for DIRECT ENERGY BUSINESS		49,123.54
EAGLE CONCRETE, INC	5120	CHS Handicap Ramp & Entrance	20E001 2540 3230 00 000000 0000	24,999.00
		Totals for EAGLE CONCRETE, INC		24,999.00
ECOWATER/DEKALB BOTT	10025 07-18	Bottled Water Service	10E002 1500 4900 00 000000 0000	7.88
		Totals for ECOWATER/DEKALB BOTTLED WATER		7.88
EDER, CASELLA & CO	25470	Accounting Services for June 2018	10E001 2310 3170 00 000000 0000	350.00
EDER, CASELLA & CO	25748	Accounting Services for July 2018	10E001 2320 6400 00 000000 0000	350.00
		Totals for EDER, CASELLA & CO		700.00
EDWARD DON & COMPANY	22605034	Supplies	10E004 2560 4900 00 000000 0000	343.66
EDWARD DON & COMPANY	22605034	Supplies	10E011 2560 4900 00 000000 0000	62.88
EDWARD DON & COMPANY	22623820	Kitchen Supplies	10E004 2560 4900 00 000000 0000	89.34
		Totals for EDWARD DON & COMPANY		495.88
ELGIN KEY & LOCK CO	1800803	Maintenance Parts for Cabinets	20E001 2540 4110 00 000000 0000	181.89
ELGIN KEY & LOCK CO	1800860	Rekey PV, CT	20E001 2540 4110 00 000000 0000	365.60
ELGIN KEY & LOCK CO	1800981	CHS ReKey Storage and Custodian Closets	20E001 2540 4110 00 000000 0000	2,909.57
ELGIN KEY & LOCK CO	1800053	PV Service Call for Electronic Strike on Door	20E001 2540 3230 00 000000 0000	168.40
ELGIN KEY & LOCK CO	1801094	Maintenance Supplies	20E001 2540 4110 00 000000 0000	40.40
		Totals for ELGIN KEY & LOCK CO INC		3,665.86
ENGINEERED SECURITY	2180742	CT Replace Master Clock	20E001 2540 3230 00 000000 0000	1,200.00
ENGINEERED SECURITY	2180802	PKMS Reprogram Bell Schedules for 2018-2019	20E001 2540 3230 00 000000 0000	340.00
		Totals for ENGINEERED SECURITY & SOUND,		1,540.00

VENDOR	INVOICE #	INVOICE DESCRIPTION	ACCOUNT NUMBER	AMOUNT
FEECE OIL COMPANY	3553278	Oil	40E001 2550 4120 00 000000 0000	1,843.17
FEECE OIL COMPANY	3551545	Regular Fuel	40E001 2550 4640 00 000000 0000	1,798.92
FEECE OIL COMPANY	3551545	Regular Fuel	40E001 2550 4900 00 000000 0000	0.76
Totals for FEECE OIL COMPANY				3,642.85
FIRST SECURITY SYSTE	3397608	CHS Fire Alarm Device Replacement	20E001 2540 3230 00 000000 0000	24,950.00
FIRST SECURITY SYSTE	3397597	CHS Vet Tech Devices	20E001 2540 3230 00 000000 0000	4,875.00
FIRST SECURITY SYSTE	3397598	CHS Commons Fire Alarm	20E001 2540 3230 00 000000 0000	6,150.00
Totals for FIRST SECURITY SYSTEMS, INC				35,975.00
FOLLETT SCHOOL SOLUT	2258182E	English Textbooks	10E002 1130 4200 00 000000 0000	145.75
FOLLETT SCHOOL SOLUT	2258182F	English Textbooks	10E002 1130 4200 00 000000 0000	3,080.28
FOLLETT SCHOOL SOLUT	2258579B	Soc Studies Textbooks	10E002 1130 4200 00 000000 0000	2,474.56
FOLLETT SCHOOL SOLUT	2258579C	Soc Studies Textbooks	10E002 1130 4200 00 000000 0000	2,320.50
FOLLETT SCHOOL SOLUT	2258579D	Soc Studies Textbooks	10E002 1130 4200 00 000000 0000	39.00
FOLLETT SCHOOL SOLUT	864439B	CT Title I Book Order	10E001 2220 4100 00 430000 0000	558.22
Totals for FOLLETT SCHOOL SOLUTIONS, INC				8,618.31
FOX VALLEY FIRE & SA	IN00185430	Fire Extinguisher Inspection	20E001 2540 3100 00 000000 0000	644.00
FOX VALLEY FIRE & SA	IN00184250	Fire Extinguisher Inspection	20E001 2540 3100 00 000000 0000	50.00
FOX VALLEY FIRE & SA	IN00184253	Service Call Ansul Inspection	20E001 2540 3100 00 000000 0000	97.50
FOX VALLEY FIRE & SA	IN00184254	Fire Extinguisher Inspection	20E001 2540 3100 00 000000 0000	572.30
FOX VALLEY FIRE & SA	IN00184251	Service Call Ansul Inspection	20E001 2540 3100 00 000000 0000	114.50
FOX VALLEY FIRE & SA	IN00184252	Fire Extinguisher Inspection	20E001 2540 3100 00 000000 0000	119.70
FOX VALLEY FIRE & SA	IN00184248	Service Call Ansul Inspection	20E001 2540 3100 00 000000 0000	114.50
FOX VALLEY FIRE & SA	IN00184249	Fire Extinguisher Inspection	20E001 2540 3100 00 000000 0000	222.60
FOX VALLEY FIRE & SA	IN00189621	Annual Fire Alarm Inspections	20E001 2540 3100 00 000000 0000	350.00
FOX VALLEY FIRE & SA	IN00190186	Annual Fire Alarm Inspections	20E001 2540 3100 00 000000 0000	568.00
FOX VALLEY FIRE & SA	IN00190187	Annual Fire Alarm Inspections	20E001 2540 3100 00 000000 0000	562.00
FOX VALLEY FIRE & SA	IN00189465	Fire Extinguisher Service	20E001 2540 3100 00 000000 0000	1,127.90
FOX VALLEY FIRE & SA	IN00186963	Annual Blue Point for PKMS	20E001 2540 3100 00 000000 0000	400.00
Totals for FOX VALLEY FIRE & SAFETY CO				4,943.00
FRANK COONEY CO INC	67800	Caster Sub-Assembly for Chairs	20E001 2540 4110 00 000000 0000	250.00
Totals for FRANK COONEY CO INC				250.00
FRANKLIN, KEITH	Uniform FY19	2018-2019 Work Pant Reimb	20E002 2540 4110 00 000000 0000	50.61
Totals for FRANKLIN, KEITH				50.61
FREESTYLE PHOTOGRAPH	1337333	Photo supplies	10E002 1130 4100 00 000000 0000	3,676.98
FREESTYLE PHOTOGRAPH	1337580	Photo supplies	10E002 1130 4100 00 000000 0000	89.97
FREESTYLE PHOTOGRAPH	1338545	Photo supplies	10E002 1130 4100 00 000000 0000	129.60
Totals for FREESTYLE PHOTOGRAPHIC SUPPLI				3,896.55
GRAINGER	9834286230	Bumpers	40E001 2550 4100 00 000000 0000	197.94
GRAINGER	9832222922	Rolling Platform Ladder	40E001 2550 7100 00 000000 0000	2,422.35
GRAINGER	9855828563	Grounds Supplies	20E001 2540 4120 00 000000 0000	23.90
GRAINGER	9854422178	Grounds Supplies	20E001 2540 4120 00 000000 0000	118.05
GRAINGER	9844955816	Grounds Supplies	20E001 2540 7100 00 000000 0000	1,691.74
GRAINGER	9855985942	Maintenance Supplies	20E001 2540 7100 00 000000 0000	8,647.56
GRAINGER	9855590759	Misc Supplies for Buses	40E001 2550 4100 00 000000 0000	622.57
Totals for GRAINGER				13,724.11
GROOT INC	2152052	Refuse & Recycle All Buildings	20E001 2540 3210 00 000000 0000	1,542.90
Totals for GROOT INC				1,542.90

VENDOR	INVOICE #	INVOICE DESCRIPTION	ACCOUNT NUMBER	AMOUNT
GROVE SCHOOL INC	IN000010632	Monthly tuition July 2018	10E001 1912 6700 00 000000 0000	10,931.27
		Totals for GROVE SCHOOL INC		10,931.27
HAMPSHIRE AUTO PARTS	495373	Maintenance Supplies	20E001 2540 4110 00 000000 0000	103.60
		Totals for HAMPSHIRE AUTO PARTS		103.60
HAMPTON, LENZINI AND	20181384	CHS- Road Work for Phase II Construction	60E002 2530 5320 00 000000 0000	1,102.50
		Totals for HAMPTON, LENZINI AND RENWICK,		1,102.50
HARING, EMILY	July 2018	Reimb for July Mileage	10E001 2660 3320 00 000000 0000	7.03
		Totals for HARING, EMILY		7.03
HEARTLAND SCHOOL SOL	INVS00000013250	POS Station License	10E001 2560 3160 00 000000 0000	326.00
HEARTLAND SCHOOL SOL	INV00000015017	BOY POS Service	10E001 2560 6400 00 000000 0000	425.00
		Totals for HEARTLAND SCHOOL SOLUTIONS		751.00
HEINEMANN	9694564	PV Replacement Textbooks	10E008 1110 4200 00 000000 0000	6,123.62
		Totals for HEINEMANN		6,123.62
HENNESSY, JAMIE	Tuition 08-18	Tuition Reimbursement EDU 6300, EDU 6230, EDU 6291	10E008 1110 2300 00 000000 0000	900.00
		Totals for HENNESSY, JAMIE		900.00
HENRY SCHEIN, INC	54977945	Supplies for Athletic Trainer	10E002 1500 4100 00 000000 0000	406.40
		Totals for HENRY SCHEIN, INC		406.40
HINCKLEY SPRING WATE	14870571 070718	B & G Bottled Water	20E001 2540 3700 00 000000 0000	60.47
HINCKLEY SPRING WATE	2448865 063018	Water Filtration System	40E001 2550 4100 00 000000 0000	232.70
HINCKLEY SPRING WATE	14870571 080418	B & G Bottled Water	20E001 2540 3700 00 000000 0000	91.09
HINCKLEY SPRING WATE	2448865 072818	Water Filtration System	40E001 2550 4100 00 000000 0000	78.03
		Totals for HINCKLEY SPRING WATER COMPANY		462.29
HOBART SERVICE	61249424	Equipment	10E005 2560 4900 00 000000 0000	185.12
		Totals for HOBART SERVICE		185.12
HODGES LOIZZI EISENH	42092	Legal bill for June	80E001 2369 3180 00 000000 0000	23,283.64
		Totals for HODGES LOIZZI EISENHAMMER		23,283.64
HUBERT COMPANY	982961B1	Lunch Trays	10E002 2560 4900 00 000000 0000	724.36
HUBERT COMPANY	986524	Kitchen Supplies	10E002 2560 4900 00 000000 0000	239.51
HUBERT COMPANY	986524	Kitchen Supplies	10E004 2560 4900 00 000000 0000	323.57
HUBERT COMPANY	986524	Kitchen Supplies	10E005 2560 4900 00 000000 0000	48.18
HUBERT COMPANY	986524	Kitchen Supplies	10E011 2560 4900 00 000000 0000	187.47
HUBERT COMPANY	101875	Coffee urns	10E008 2560 4900 00 000000 0000	152.67
HUBERT COMPANY	101875	Coffee urns	10E010 2560 4900 00 000000 0000	152.67
		Totals for HUBERT COMPANY		1,828.43
IAASE	FY2018	Membership renewal M. Potsic	10E001 2330 6400 00 000000 0000	180.00
IAASE	Aug 4	Conference registration Aug 4-5, 2018 M. Potsic	10E001 2210 3100 00 462000 0000	225.00
		Totals for IAASE		405.00
IBM CORPORATION	2339840	Education Bundle Prime	10E001 2660 3160 00 000000 0000	6,300.00
		Totals for IBM CORPORATION		6,300.00

VENDOR	INVOICE #	INVOICE DESCRIPTION	ACCOUNT NUMBER	AMOUNT
ILLINOIS PRINCIPALS	258185	PKMS Dues and Fees M Haug	10E011 2410 6400 00 000000 0000	385.00
ILLINOIS PRINCIPALS	262844	Membership M Vaughn	10E002 2410 6400 00 000000 0000	365.00
		Totals for ILLINOIS PRINCIPALS ASSOCIATI		750.00
ILLINOIS STATE BOARD	31-045-3010-26d	Agriculture Ed grant 2018-3235-20-31-045-3010-26	10R000 3235 0000 00 000000 0000	115.00
		Totals for ILLINOIS STATE BOARD OF EDUCA		115.00
IMPACT APPLICATIONS	20181993	Concussion Tests Software	10E002 1500 3190 00 000000 0000	875.00
		Totals for IMPACT APPLICATIONS INC		875.00
INTEGRATED SYSTEMS C	693914	Skyward hosting Fee	10E001 2560 3160 00 000000 0000	828.00
		Totals for INTEGRATED SYSTEMS CORPORATIO		828.00
INTERSTATE BILLING S	3011150113	Bus Fuel Filters	40E001 2550 4100 00 000000 0000	282.00
		Totals for INTERSTATE BILLING SERVICE		282.00
ISTE	767112a	Conference Registration ISTE	10E001 2210 6400 00 000000 0000	275.00
		Totals for ISTE		275.00
JOHN'S SERVICE AND S	S-94488-01	CHS CAD Lab Plumbing Work	20E001 2540 3230 00 000000 0000	3,799.00
		Totals for JOHN'S SERVICE AND SALES, INC		3,799.00
JULIE INC	Apr-June 2018	Julie Locates	20E001 2540 4110 00 000000 0000	99.85
		Totals for JULIE INC		99.85
KANE COUNTY REGIONAL	10075	Bus Driver Training Class	40E001 2550 3190 00 000000 0000	20.00
KANE COUNTY REGIONAL	10100	Fingerprinting July	10E001 2520 3100 00 000000 0000	660.00
KANE COUNTY REGIONAL	10108	Bus Driver Refresher Training	40E001 2550 6400 00 000000 0000	40.00
		Totals for KANE COUNTY REGIONAL OFFICE O		720.00
KAUR, JASNEET	Oct 7	Assessment Writing-check cleared twice to be reimbursed	10E001 2212 3190 00 000000 0000	176.00
		Totals for KAUR, JASNEET		176.00
LAKESHORE RECYCLING	213668	Athletics rental	10E011 1500 3190 00 000000 0000	33.43
		Totals for LAKESHORE RECYCLING SYSTEMS		33.43
LARSON & DARBY GROUP	38602	CHS Professional Services for July	60E002 2530 5300 00 000000 0000	6,586.05
		Totals for LARSON & DARBY GROUP		6,586.05
LEARNING A-Z	1974089	Reading A-Z all elementary	10E004 1110 4100 00 000000 0000	2,698.65
LEARNING A-Z	1974089	Reading A-Z all elementary	10E005 1110 4100 00 000000 0000	599.70
LEARNING A-Z	1974089	Reading A-Z all elementary	10E008 1110 4100 00 000000 0000	1,599.20
LEARNING A-Z	1974089	Reading A-Z all elementary	10E010 1110 4100 00 000000 0000	1,299.35
		Totals for LEARNING A-Z		6,196.90
MACGILL DISCOUNT SCH	IN0642589	Nurse supplies	10E002 1130 4250 00 000000 0000	312.86
MACGILL DISCOUNT SCH	IN0643286	Nurse Supplies	10E011 1120 4250 00 000000 0000	114.46
		Totals for MACGILL DISCOUNT SCHOOL NURSE		427.32
MALCOR ROOFING OF IL	1843	CHS Roof Leak Repair	20E001 2540 3230 00 000000 0000	880.00
		Totals for MALCOR ROOFING OF ILLINOIS IN		880.00

VENDOR	INVOICE #	INVOICE DESCRIPTION	ACCOUNT NUMBER	AMOUNT
MCCARTHY, MATTHEW	June 2018	Mileage Reimbursement June	10E001 2660 3320 00 000000 0000	114.72
		Totals for MCCARTHY, MATTHEW		114.72
MCGRAW HILL SCHOOL E	103258216001	SRA/Language Workbooks	10E008 1110 4200 00 000000 0000	2,253.74
		Totals for MCGRAW HILL SCHOOL EDUCATION		2,253.74
MDC WALLCOVERINGS	45182529	PKMS panels	10E011 2410 7100 00 000000 0000	3,696.90
		Totals for MDC WALLCOVERINGS		3,696.90
MED-VET INTERNATIONA	974313-1-1	Vet Supplies & Equipment	10E001 2212 4100 00 000000 0000	328.00
		Totals for MED-VET INTERNATIONAL		328.00
MEDCO SUPPLY COMPANY	42021747	Credit Memo	10E002 1500 4100 00 000000 0000	-550.00
MEDCO SUPPLY COMPANY	IN90437814	Supplies for Athletic Trainer	10E002 1500 4100 00 000000 0000	476.67
MEDCO SUPPLY COMPANY	IN90387738	Supplies for Athletic Trainer	10E002 1500 4100 00 000000 0000	189.54
		Totals for MEDCO SUPPLY COMPANY		116.21
MENARDS, ELGIN	47914	Misc. Paint & Parts	40E001 2550 4100 00 000000 0000	92.16
MENARDS, ELGIN	50543	Maintenance Supplies	20E001 2540 4110 00 000000 0000	124.81
MENARDS, ELGIN	51732	Maintenance Supplies	20E001 2540 4110 00 000000 0000	18.03
MENARDS, ELGIN	51391	Maintenance Supplies	20E001 2540 4110 00 000000 0000	31.89
MENARDS, ELGIN	51729	Maintenance Supplies	20E001 2540 4110 00 000000 0000	82.40
MENARDS, ELGIN	51353	Maintenance Supplies	20E001 2540 4110 00 000000 0000	411.48
MENARDS, ELGIN	51153	Maintenance Supplies	20E001 2540 4110 00 000000 0000	450.53
MENARDS, ELGIN	52192	Maintenance Supplies	20E001 2540 4110 00 000000 0000	17.47
MENARDS, ELGIN	51791	Grounds Supplies	20E001 2540 4120 00 000000 0000	104.91
MENARDS, ELGIN	52422	Maintenance Supplies	20E001 2540 4110 00 000000 0000	68.54
MENARDS, ELGIN	50942	Brooms, Paint, Bleach	40E001 2550 4100 00 000000 0000	254.21
MENARDS, ELGIN	51281	Misc. Hardware	40E001 2550 4100 00 000000 0000	59.26
MENARDS, ELGIN	51281	Misc. Hardware	40E001 2550 4900 00 000000 0000	20.93
		Totals for MENARDS, ELGIN		1,736.62
MPS	61760900	English Textbook	10E002 1130 4200 00 000000 0000	1,172.77
		Totals for MPS		1,172.77
MUSIC & ARTS CENTER,	INV010442629	Band supplies	10E002 1130 4100 00 000000 0000	125.00
MUSIC & ARTS CENTER,	INV011118305	Band supplies	10E002 1130 4100 00 000000 0000	50.00
MUSIC & ARTS CENTER,	INV011943068	Band supplies	10E002 1130 4100 00 000000 0000	44.00
MUSIC & ARTS CENTER,	INV011955396	Band supplies	10E002 1130 4100 00 000000 0000	25.00
MUSIC & ARTS CENTER,	INV012135006	Band instrument repairs	10E002 1130 3230 00 000000 0000	3,983.72
MUSIC & ARTS CENTER,	INV010225508	Band instrument repairs	10E002 1130 3230 00 000000 0000	288.25
		Totals for MUSIC & ARTS CENTER, INC		4,515.97
MUSIC THEATRE INTERN	9517164	Security Fee for Musical license	10E002 1130 3900 00 000000 0000	400.00
		Totals for MUSIC THEATRE INTERNATIONAL		400.00
NASCO	36463	Science supplies	10E002 1130 4100 00 000000 0000	356.76
NASCO	13801	Classroom Supplies for PE	10E008 1110 4100 00 000000 0000	727.01
		Totals for NASCO		1,083.77
NCPERS-IL IMRF	20180713ADNCPER	Payroll accrual	10L000 4810 4070 00 000000 0000	8.00
NCPERS-IL IMRF	20180713ADNCPER	Payroll accrual	40L000 4810 4070 00 000000 0000	40.00
NCPERS-IL IMRF	20180731ADNCPER	Payroll accrual	10L000 4810 4070 00 000000 0000	8.00
NCPERS-IL IMRF	20180731ADNCPER	Payroll accrual	40L000 4810 4070 00 000000 0000	40.00
		Totals for NCPERS-IL IMRF		96.00

VENDOR	INVOICE #	INVOICE DESCRIPTION	ACCOUNT NUMBER	AMOUNT
NICKY'S FOLDERS	P92514	Take Home Folders for Students	10E008 1110 4100 00 000000 0000	1,212.50
		Totals for NICKY'S FOLDERS		1,212.50
NIEVES, MARIA	Lunch Refund	Food Service Refund CHS, PKMS, HBT	10R011 1611 0000 00 000000 0000	10.95
NIEVES, MARIA	Lunch Refund	Food Service Refund CHS, PKMS, HBT	10R002 1611 0000 00 000000 0000	1.15
NIEVES, MARIA	Lunch Refund	Food Service Refund CHS, PKMS, HBT	10R003 1611 0000 00 000000 0000	5.27
		Totals for NIEVES, MARIA		17.37
NIHIP	20180713AD250F	Payroll accrual	10L000 4810 4010 00 000000 0000	14,824.96
NIHIP	20180713AD250F	Payroll accrual	20L000 4810 4010 00 000000 0000	231.64
NIHIP	20180713AD250F	Payroll accrual	40L000 4810 4010 00 000000 0000	231.64
NIHIP	20180713AD250FB	Payroll accrual	10L000 4810 4010 00 000000 0000	1,626.71
NIHIP	20180713AD250S	Payroll accrual	10L000 4810 4010 00 000000 0000	41.31
NIHIP	20180713AD250SB	Payroll accrual	10L000 4810 4010 00 000000 0000	41.31
NIHIP	20180713AD250SB	Payroll accrual	20L000 4810 4010 00 000000 0000	165.24
NIHIP	20180713AD350F	Payroll accrual	10L000 4810 4010 00 000000 0000	223.58
NIHIP	20180713AD350FB	Payroll accrual	20L000 4810 4010 00 000000 0000	305.57
NIHIP	20180713AD500F	Payroll accrual	10L000 4810 4010 00 000000 0000	1,838.16
NIHIP	20180713AD500FB	Payroll accrual	20L000 4810 4010 00 000000 0000	1,141.00
NIHIP	20180713AD750F	Payroll accrual	10L000 4810 4010 00 000000 0000	1,731.86
NIHIP	20180713AD750FA	Payroll accrual	10L000 4810 4010 00 000000 0000	450.21
NIHIP	20180713AD750FB	Payroll accrual	10L000 4810 4010 00 000000 0000	280.92
NIHIP	20180713AD750FB	Payroll accrual	20L000 4810 4010 00 000000 0000	416.01
NIHIP	20180713ADHMAFB	Payroll accrual	20L000 4810 4010 00 000000 0000	116.03
NIHIP	20180713ADHMIFB	Payroll accrual	10L000 4810 4010 00 000000 0000	402.44
NIHIP	20180713ADHMIFB	Payroll accrual	20L000 4810 4010 00 000000 0000	402.44
NIHIP	20180713ADHMOAF	Payroll accrual	10L000 4810 4010 00 000000 0000	1,409.52
NIHIP	20180713ADHMOIF	Payroll accrual	10L000 4810 4010 00 000000 0000	1,974.90
NIHIP	20180713ADOPADD	Payroll accrual	10L000 1120 0010 00 000000 0000	187.50
NIHIP	20180713ADOPADD	Payroll accrual	20L000 1120 0010 00 000000 0000	10.50
NIHIP	20180713ADOPADD	Payroll accrual	40L000 1120 0010 00 000000 0000	6.75
NIHIP	20180713ADOPDEP	Payroll accrual	10L000 1120 0010 00 000000 0000	70.00
NIHIP	20180713ADOPDEP	Payroll accrual	20L000 1120 0010 00 000000 0000	6.25
NIHIP	20180713ADOPDEP	Payroll accrual	40L000 1120 0010 00 000000 0000	2.50
NIHIP	20180713ADOPLIF	Payroll accrual	10L000 1120 0010 00 000000 0000	859.75
NIHIP	20180713ADOPLIF	Payroll accrual	20L000 1120 0010 00 000000 0000	98.60
NIHIP	20180713ADOPLIF	Payroll accrual	40L000 1120 0010 00 000000 0000	187.35
NIHIP	20180713ADOPVIF	Payroll accrual	10L000 4810 2240 00 000000 0000	1,022.00
NIHIP	20180713ADOPVIF	Payroll accrual	20L000 4810 2240 00 000000 0000	91.98
NIHIP	20180713ADOPVIF	Payroll accrual	40L000 4810 2240 00 000000 0000	10.22
NIHIP	20180713ADOPVIS	Payroll accrual	10L000 4810 2240 00 000000 0000	363.00
NIHIP	20180713ADOPVIS	Payroll accrual	20L000 4810 2240 00 000000 0000	39.93
NIHIP	20180713ADOPVIS	Payroll accrual	40L000 4810 2240 00 000000 0000	7.26
NIHIP	20180713AF250F	Payroll accrual	10L000 4810 2220 00 000000 0000	75,049.42
NIHIP	20180713AF250F	Payroll accrual	20L000 4810 2220 00 000000 0000	1,621.44
NIHIP	20180713AF250F	Payroll accrual	40L000 4810 2220 00 000000 0000	1,621.44
NIHIP	20180713AF250FB	Payroll accrual	10L000 4810 2220 00 000000 0000	2,089.45
NIHIP	20180713AF250S	Payroll accrual	10L000 4810 2220 00 000000 0000	46,086.30
NIHIP	20180713AF250S	Payroll accrual	20L000 4810 2220 00 000000 0000	354.51
NIHIP	20180713AF250S	Payroll accrual	40L000 4810 2220 00 000000 0000	354.51
NIHIP	20180713AF250SA	Payroll accrual	40L000 4810 2220 00 000000 0000	354.51
NIHIP	20180713AF250SB	Payroll accrual	10L000 4810 2220 00 000000 0000	626.40
NIHIP	20180713AF250SB	Payroll accrual	20L000 4810 2220 00 000000 0000	1,565.38

VENDOR	INVOICE #	INVOICE DESCRIPTION	ACCOUNT NUMBER	AMOUNT
NIHIP	20180713AF350F	Payroll accrual	10L000 4810 2220 00 000000 0000	670.74
NIHIP	20180713AF350FB	Payroll accrual	20L000 4810 2220 00 000000 0000	588.75
NIHIP	20180713AF500F	Payroll accrual	10L000 4810 2220 00 000000 0000	5,514.39
NIHIP	20180713AF500FB	Payroll accrual	20L000 4810 2220 00 000000 0000	3,256.33
NIHIP	20180713AF500SB	Payroll accrual	10L000 4810 2220 00 000000 0000	2,500.64
NIHIP	20180713AF500SB	Payroll accrual	20L000 4810 2220 00 000000 0000	2,188.06
NIHIP	20180713AF635SB	Payroll accrual	20L000 4810 2220 00 000000 0000	208.06
NIHIP	20180713AF750F	Payroll accrual	10L000 4810 2220 00 000000 0000	4,101.82
NIHIP	20180713AF750FA	Payroll accrual	10L000 4810 2220 00 000000 0000	279.00
NIHIP	20180713AF750FB	Payroll accrual	10L000 4810 2220 00 000000 0000	1,177.50
NIHIP	20180713AF750FB	Payroll accrual	20L000 4810 2220 00 000000 0000	313.20
NIHIP	20180713AFHMAFB	Payroll accrual	20L000 4810 2220 00 000000 0000	588.75
NIHIP	20180713AFHMASB	Payroll accrual	10L000 4810 2220 00 000000 0000	275.04
NIHIP	20180713AFHMOAF	Payroll accrual	10L000 4810 2220 00 000000 0000	4,228.72
NIHIP	20180713AFHMOAS	Payroll accrual	10L000 4810 2220 00 000000 0000	825.15
NIHIP	20180713AFHMOFB	Payroll accrual	10L000 4810 2220 00 000000 0000	1,177.50
NIHIP	20180713AFHMOFB	Payroll accrual	20L000 4810 2220 00 000000 0000	1,177.50
NIHIP	20180713AFHMOIF	Payroll accrual	10L000 4810 2220 00 000000 0000	5,924.80
NIHIP	20180713AFHMOIL	Payroll accrual	10L000 4810 2220 00 000000 0000	2,774.52
NIHIP	20180713AFHMOIL	Payroll accrual	40L000 4810 2220 00 000000 0000	308.28
NIHIP	20180713AFHMOSB	Payroll accrual	10L000 4810 2220 00 000000 0000	308.28
NIHIP	20180713AFHMOSB	Payroll accrual	20L000 4810 2220 00 000000 0000	2,157.96
NIHIP	20180713AFLIFE	Payroll accrual	10L000 4810 2210 00 000000 0000	381.52
NIHIP	20180713AFLIFE	Payroll accrual	20L000 4810 2210 00 000000 0000	30.93
NIHIP	20180713AFLIFE	Payroll accrual	40L000 4810 2210 00 000000 0000	6.08
NIHIP	20180713AFLTD	Payroll accrual	10L000 4810 2200 00 000000 0000	287.93
NIHIP	20180713AFLTD	Payroll accrual	20L000 4810 2200 00 000000 0000	12.32
NIHIP	20180731AD250F	Payroll accrual	10L000 4810 4010 00 000000 0000	15,983.16
NIHIP	20180731AD250F	Payroll accrual	20L000 4810 4010 00 000000 0000	231.64
NIHIP	20180731AD250F	Payroll accrual	40L000 4810 4010 00 000000 0000	231.64
NIHIP	20180731AD250FB	Payroll accrual	10L000 4810 4010 00 000000 0000	1,626.71
NIHIP	20180731AD250S	Payroll accrual	10L000 4810 4010 00 000000 0000	41.31
NIHIP	20180731AD250SB	Payroll accrual	10L000 4810 4010 00 000000 0000	41.31
NIHIP	20180731AD250SB	Payroll accrual	20L000 4810 4010 00 000000 0000	165.24
NIHIP	20180731AD350F	Payroll accrual	10L000 4810 4010 00 000000 0000	223.58
NIHIP	20180731AD350FB	Payroll accrual	20L000 4810 4010 00 000000 0000	305.57
NIHIP	20180731AD500F	Payroll accrual	10L000 4810 4010 00 000000 0000	1,838.16
NIHIP	20180731AD500FB	Payroll accrual	20L000 4810 4010 00 000000 0000	1,141.00
NIHIP	20180731AD750F	Payroll accrual	10L000 4810 4010 00 000000 0000	1,731.86
NIHIP	20180731AD750FA	Payroll accrual	10L000 4810 4010 00 000000 0000	450.21
NIHIP	20180731AD750FB	Payroll accrual	10L000 4810 4010 00 000000 0000	280.92
NIHIP	20180731AD750FB	Payroll accrual	20L000 4810 4010 00 000000 0000	416.01
NIHIP	20180731ADHMAFB	Payroll accrual	20L000 4810 4010 00 000000 0000	116.03
NIHIP	20180731ADHMIFB	Payroll accrual	10L000 4810 4010 00 000000 0000	402.44
NIHIP	20180731ADHMIFB	Payroll accrual	20L000 4810 4010 00 000000 0000	402.44
NIHIP	20180731ADHMOAF	Payroll accrual	10L000 4810 4010 00 000000 0000	1,409.52
NIHIP	20180731ADHMOIF	Payroll accrual	10L000 4810 4010 00 000000 0000	1,974.90
NIHIP	20180731ADOPADD	Payroll accrual	10L000 1120 0010 00 000000 0000	187.50
NIHIP	20180731ADOPADD	Payroll accrual	20L000 1120 0010 00 000000 0000	10.50
NIHIP	20180731ADOPADD	Payroll accrual	40L000 1120 0010 00 000000 0000	6.75
NIHIP	20180731ADOPDEP	Payroll accrual	10L000 1120 0010 00 000000 0000	65.00
NIHIP	20180731ADOPDEP	Payroll accrual	20L000 1120 0010 00 000000 0000	6.25
NIHIP	20180731ADOPDEP	Payroll accrual	40L000 1120 0010 00 000000 0000	2.50
NIHIP	20180731ADOPLIF	Payroll accrual	10L000 1120 0010 00 000000 0000	759.75
NIHIP	20180731ADOPLIF	Payroll accrual	20L000 1120 0010 00 000000 0000	98.60
NIHIP	20180731ADOPLIF	Payroll accrual	40L000 1120 0010 00 000000 0000	187.35

VENDOR	INVOICE #	INVOICE DESCRIPTION	ACCOUNT NUMBER	AMOUNT
NIHIP	20180731ADOPVIF	Payroll accrual	10L000 4810 2240 00 000000 0000	1,042.44
NIHIP	20180731ADOPVIF	Payroll accrual	20L000 4810 2240 00 000000 0000	91.98
NIHIP	20180731ADOPVIF	Payroll accrual	40L000 4810 2240 00 000000 0000	10.22
NIHIP	20180731ADOPVIS	Payroll accrual	10L000 4810 2240 00 000000 0000	355.74
NIHIP	20180731ADOPVIS	Payroll accrual	20L000 4810 2240 00 000000 0000	39.93
NIHIP	20180731ADOPVIS	Payroll accrual	40L000 4810 2240 00 000000 0000	7.26
NIHIP	20180731AF250F	Payroll accrual	10L000 4810 2220 00 000000 0000	74,817.76
NIHIP	20180731AF250F	Payroll accrual	20L000 4810 2220 00 000000 0000	1,621.44
NIHIP	20180731AF250F	Payroll accrual	40L000 4810 2220 00 000000 0000	1,621.44
NIHIP	20180731AF250FB	Payroll accrual	10L000 4810 2220 00 000000 0000	2,089.45
NIHIP	20180731AF250S	Payroll accrual	10L000 4810 2220 00 000000 0000	45,377.28
NIHIP	20180731AF250S	Payroll accrual	20L000 4810 2220 00 000000 0000	354.51
NIHIP	20180731AF250S	Payroll accrual	40L000 4810 2220 00 000000 0000	354.51
NIHIP	20180731AF250SA	Payroll accrual	40L000 4810 2220 00 000000 0000	354.51
NIHIP	20180731AF250SB	Payroll accrual	10L000 4810 2220 00 000000 0000	626.40
NIHIP	20180731AF250SB	Payroll accrual	20L000 4810 2220 00 000000 0000	1,565.38
NIHIP	20180731AF350F	Payroll accrual	10L000 4810 2220 00 000000 0000	670.74
NIHIP	20180731AF350FB	Payroll accrual	20L000 4810 2220 00 000000 0000	588.75
NIHIP	20180731AF500F	Payroll accrual	10L000 4810 2220 00 000000 0000	5,514.39
NIHIP	20180731AF500FB	Payroll accrual	20L000 4810 2220 00 000000 0000	3,256.33
NIHIP	20180731AF500SB	Payroll accrual	10L000 4810 2220 00 000000 0000	2,500.64
NIHIP	20180731AF500SB	Payroll accrual	20L000 4810 2220 00 000000 0000	2,188.06
NIHIP	20180731AF635SB	Payroll accrual	20L000 4810 2220 00 000000 0000	208.06
NIHIP	20180731AF750F	Payroll accrual	10L000 4810 2220 00 000000 0000	4,101.82
NIHIP	20180731AF750FA	Payroll accrual	10L000 4810 2220 00 000000 0000	279.00
NIHIP	20180731AF750FB	Payroll accrual	10L000 4810 2220 00 000000 0000	1,177.50
NIHIP	20180731AF750FB	Payroll accrual	20L000 4810 2220 00 000000 0000	313.20
NIHIP	20180731AFHMAFB	Payroll accrual	20L000 4810 2220 00 000000 0000	588.75
NIHIP	20180731AFHMASB	Payroll accrual	10L000 4810 2220 00 000000 0000	275.04
NIHIP	20180731AFHMOAF	Payroll accrual	10L000 4810 2220 00 000000 0000	4,228.72
NIHIP	20180731AFHMOAS	Payroll accrual	10L000 4810 2220 00 000000 0000	825.15
NIHIP	20180731AFHMOFB	Payroll accrual	10L000 4810 2220 00 000000 0000	1,177.50
NIHIP	20180731AFHMOFB	Payroll accrual	20L000 4810 2220 00 000000 0000	1,177.50
NIHIP	20180731AFHMOIF	Payroll accrual	10L000 4810 2220 00 000000 0000	5,924.80
NIHIP	20180731AFHMOIL	Payroll accrual	10L000 4810 2220 00 000000 0000	2,774.52
NIHIP	20180731AFHMOIL	Payroll accrual	40L000 4810 2220 00 000000 0000	308.28
NIHIP	20180731AFHMOSB	Payroll accrual	10L000 4810 2220 00 000000 0000	308.28
NIHIP	20180731AFHMOSB	Payroll accrual	20L000 4810 2220 00 000000 0000	2,157.96
NIHIP	20180731AFLIFE	Payroll accrual	10L000 4810 2210 00 000000 0000	353.40
NIHIP	20180731AFLIFE	Payroll accrual	20L000 4810 2210 00 000000 0000	30.93
NIHIP	20180731AFLIFE	Payroll accrual	40L000 4810 2210 00 000000 0000	6.08
NIHIP	20180731AFLTD	Payroll accrual	10L000 4810 2200 00 000000 0000	227.91
NIHIP	20180731AFLTD	Payroll accrual	20L000 4810 2200 00 000000 0000	12.32
NIHIP	August 2018 Fina Medical adjust		10E002 1130 2210 00 000000 0000	-23.56
NIHIP	August 2018 Fina Medical adjust		10E002 1130 2220 00 000000 0000	5,365.03
NIHIP	August 2018 Fina Medical adjust		10E002 1130 2250 00 000000 0000	-62.70
NIHIP	August 2018 Fina Medical adjust		20E001 2540 2210 00 000000 0000	-2.58
NIHIP	August 2018 Fina Medical adjust		20E001 2540 2220 00 000000 0000	-1,348.69
Totals for NIHIP				407,577.40
NORTHWESTERN ILLINOI 190017		FY19 Contractual Service Fees	10E001 4120 3190 00 462000 0000	121,235.87
Totals for NORTHWESTERN ILLINOIS ASSOCIA				121,235.87
OFFICE DEPOT	154933796001	Office Supplies	40E001 2550 4110 00 000000 0000	29.82
OFFICE DEPOT	154939275001	File Cards	40E001 2550 4110 00 000000 0000	18.99
OFFICE DEPOT	154939271001	Bus Tags	40E001 2550 4110 00 000000 0000	23.99

VENDOR	INVOICE #	INVOICE DESCRIPTION	ACCOUNT NUMBER	AMOUNT
OFFICE DEPOT	154939270001	Office Supplies	40E001 2550 4110 00 000000 0000	147.05
OFFICE DEPOT	160054819001	B & G Office Supplies	20E001 2540 4110 00 000000 0000	358.99
OFFICE DEPOT	160055448001	B & G Office Supplies	20E001 2540 4110 00 000000 0000	5.58
OFFICE DEPOT	171030424001	Office Supplies	10E011 2410 4100 00 000000 0000	363.74
OFFICE DEPOT	171091289001	Supplies	10E011 2410 4100 00 000000 0000	75.12
OFFICE DEPOT	171091290001	Supplies	10E011 2410 4100 00 000000 0000	33.10
OFFICE DEPOT	169586251001	Nurse Supplies	10E011 1120 4250 00 000000 0000	37.85
		Totals for OFFICE DEPOT		1,094.23
PARRA, ROBERTO	June 2018	Mileage Reimb for June	10E001 2660 3320 00 000000 0000	124.71
PARRA, ROBERTO	July 2018	Reimb for July Mileage	10E001 2660 3320 00 000000 0000	75.07
		Totals for PARRA, ROBERTO		199.78
PASQUINI, CHRISTOPHE	July 2018	Reimb for July Mileage	10E001 2660 3320 00 000000 0000	29.10
		Totals for PASQUINI, CHRISTOPHER		29.10
PAYK12	23918	All Sports Passes	10E002 1500 3190 00 000000 0000	140.00
		Totals for PAYK12		140.00
PDC LABORATORIES	I9330107	CMS Water Sample	20E001 2540 3100 00 000000 0000	175.50
PDC LABORATORIES	I9330743	CMS Water Sample	20E001 2540 3100 00 000000 0000	22.50
PDC LABORATORIES	I9330341	CMS Water Sample	20E001 2540 3100 00 000000 0000	22.50
PDC LABORATORIES	I9331165	CMS Water Sample	20E001 2540 3100 00 000000 0000	67.50
PDC LABORATORIES	I9324227	Project Management Fee Transient for CMS	20E001 2540 3100 00 000000 0000	300.00
		Totals for PDC LABORATORIES		588.00
PETROCHOICE	10612321	Fuel	40E001 2550 4640 00 000000 0000	3,027.54
PETROCHOICE	10612321	Fuel	40E001 2550 4900 00 000000 0000	1.05
PETROCHOICE	10620035	Fuel	40E001 2550 4640 00 000000 0000	2,347.54
PETROCHOICE	10620035	Fuel	40E001 2550 4900 00 000000 0000	0.88
		Totals for PETROCHOICE		5,377.01
PIONEER MANUFACTURIN	INV686416	Grounds Supplies	20E001 2540 4120 00 000000 0000	4,320.00
		Totals for PIONEER MANUFACTURING CO/ATHL		4,320.00
PITNEY BOWES GLOBAL	3102283151	Postage meter	10E001 2410 3250 00 000000 0000	180.00
		Totals for PITNEY BOWES GLOBAL FINANCIAL		180.00
POSITIVE REFLECTION	3-12-2017	Social Media for June	10E001 2900 3000 00 000000 0000	280.00
		Totals for POSITIVE REFLECTION PUBLIC RE		280.00
PRIME CONSTRUCTION,	P18-121	Excavate and Remove Concrete CT and Excavate and Rebuild Storm Sewer PKMS	20E001 2540 3230 00 000000 0000	5,350.00
PRIME CONSTRUCTION,	P18-122	Repair Work CHS	20E001 2540 3230 00 000000 0000	1,260.00
PRIME CONSTRUCTION,	P18-123	Repair Work CMS	20E001 2540 3230 00 000000 0000	4,700.00
PRIME CONSTRUCTION,	P18-126	Bus Garage Patching	20E001 2540 3230 00 000000 0000	5,400.00
PRIME CONSTRUCTION,	P18-127	CT Parking Lot Restoration	20E001 2540 3230 00 000000 0000	9,915.00
PRIME CONSTRUCTION,	P18-125	CMS Repairs	20E001 2540 3230 00 000000 0000	15,481.00
		Totals for PRIME CONSTRUCTION, INC		42,106.00
RANK, MICHELLE	Lunch Refund	CHS Food Service Refund	10R002 1611 0000 00 000000 0000	20.00
		Totals for RANK, MICHELLE		20.00
RAY SCHRIEBER DISPOS	1329	Yard Waste Roll Off - CHS, CMS	20E001 2540 3210 00 000000 0000	745.00

VENDOR	INVOICE #	INVOICE DESCRIPTION	ACCOUNT NUMBER	AMOUNT
RAY SCHRIEBER DISPOS	1335	Yard Waste Roll Off - CHS, CMS	20E001 2540 3210 00 000000 0000	1,105.00
RAY SCHRIEBER DISPOS	1349	Grounds Roll Off DO	20E001 2540 3210 00 000000 0000	425.00
Totals for RAY SCHRIEBER DISPOSAL CO				2,275.00
REALLY GOOD STUFF	6430143	Supplies	10E008 1110 4100 00 000000 0000	75.99
REALLY GOOD STUFF	6430397	Classroom Supplies	10E008 1110 4100 00 000000 0000	117.17
REALLY GOOD STUFF	6434088	Classroom Supplies	10E008 1110 4100 00 000000 0000	138.89
REALLY GOOD STUFF	6430123	Classroom Supplies	10E008 1110 4100 00 000000 0000	30.89
REALLY GOOD STUFF	6430824	KDG Classroom Supplies	10E008 1110 4100 00 000000 0000	70.87
REALLY GOOD STUFF	6439560	Classroom Supplies	10E008 1110 4100 00 000000 0000	73.36
REALLY GOOD STUFF	6432534	Classroom Supplies	10E008 1110 4100 00 000000 0000	79.59
REALLY GOOD STUFF	6432793	Classroom Supplies	10E008 1110 4100 00 000000 0000	104.36
REALLY GOOD STUFF	6432536	Classroom Supplies	10E008 1110 4100 00 000000 0000	41.93
REALLY GOOD STUFF	6477990	Classroom Supplies	10E008 1110 4100 00 000000 0000	87.97
REALLY GOOD STUFF	6432538	ELL Classroom Supplies	10E008 1110 4100 00 000000 0000	75.42
REALLY GOOD STUFF	6432571	Classroom Supplies	10E008 1110 4100 00 000000 0000	72.93
REALLY GOOD STUFF	6432573	Team Classroom Supplies	10E008 1110 4100 00 000000 0000	122.84
REALLY GOOD STUFF	6432581	Classroom Supplies	10E008 1110 4100 00 000000 0000	18.94
REALLY GOOD STUFF	6432584	Grade 1 Team Supplies	10E008 1110 4100 00 000000 0000	457.22
REALLY GOOD STUFF	6434606	Grade 1 Classroom Supplies	10E008 1110 4100 00 000000 0000	138.50
REALLY GOOD STUFF	6436014	Classroom Supplies	10E008 1110 4100 00 000000 0000	32.93
REALLY GOOD STUFF	6436013	Classroom Supplies	10E008 1110 4100 00 000000 0000	94.84
REALLY GOOD STUFF	6436012	Classroom Supplies	10E008 1110 4100 00 000000 0000	33.94
REALLY GOOD STUFF	6436817	Classroom Supplies	10E008 1110 4100 00 000000 0000	121.56
REALLY GOOD STUFF	6483634	Classroom Supplies	10E008 1110 4100 00 000000 0000	18.99
REALLY GOOD STUFF	6436010	Classroom Supplies	10E008 1110 4100 00 000000 0000	49.93
REALLY GOOD STUFF	6432806	Classroom Supplies	10E008 1110 4100 00 000000 0000	131.87
REALLY GOOD STUFF	6446999	Classroom Supplies	10E008 1110 4100 00 000000 0000	11.68
REALLY GOOD STUFF	6437043	Classroom Supplies	10E008 1110 4100 00 000000 0000	74.61
Totals for REALLY GOOD STUFF				2,277.22
REGIONAL OFFICE OF E	12735	Initial Bus Class	40E001 2550 6400 00 000000 0000	10.00
Totals for REGIONAL OFFICE OF EDUCATION				10.00
RENTAL MAX	304138-3	Rental of 4 Dehumidifiers for CMS Gym Floor Installation	20E001 2540 3230 00 000000 0000	3,451.84
RENTAL MAX	304138A-3	Final Billing for Rental of Dehumidifiers for CMS Gym	20E001 2540 4110 00 000000 0000	2,392.32
Totals for RENTAL MAX				5,844.16
RIDDELL ALL AMERICAN	950625309	Football Helmets	10E002 1500 4100 00 000000 0000	3,150.45
Totals for RIDDELL ALL AMERICAN SPORTS C				3,150.45
ROADWAY TOWING & SER	462961	Safety Lane	40E001 2550 6400 00 000000 0000	183.00
Totals for ROADWAY TOWING & SERVICE, INC				183.00
ROUTE 47 TRANSPORTAT	June 2018	Taxi Transportation June	40E001 2550 3310 00 000000 0000	1,372.80
ROUTE 47 TRANSPORTAT	July 2018	Taxi Transportation July	40E001 2550 3310 00 000000 0000	1,544.40
Totals for ROUTE 47 TRANSPORTATION SERVI				2,917.20
RUSSO POWER EQUIPMEN	5286152	Blade Sharpener	20E001 2540 7100 00 000000 0000	1,100.00
Totals for RUSSO POWER EQUIPMENT				1,100.00
SCHINDLER ELEVATOR C	9170053620	Elevator Maintenance for CHS, CT, PKMS	20E001 2540 3100 00 000000 0000	4,849.56
Totals for SCHINDLER ELEVATOR CORPORATIO				4,849.56

VENDOR	INVOICE #	INVOICE DESCRIPTION	ACCOUNT NUMBER	AMOUNT
SCHOOL SPECIALTY	208120674012	Teacher's Lounge supplies	10E002 2410 4100 00 000000 0000	221.96
SCHOOL SPECIALTY	208120673472	LL Filing Cabinets	20E001 2540 4110 00 000000 0000	1,009.03
SCHOOL SPECIALTY	208120551466	Classroom Supplies	10E008 1110 4100 00 000000 0000	125.61
SCHOOL SPECIALTY	208120553963	Office Supplies	10E008 1110 4100 00 000000 0000	76.20
SCHOOL SPECIALTY	208120551514	Classroom Supplies	10E008 1110 4100 00 000000 0000	125.44
SCHOOL SPECIALTY	208120554545	Classroom Supplies	10E008 1110 4100 00 000000 0000	83.01
SCHOOL SPECIALTY	208120545491	Classroom Supplies	10E008 1110 4100 00 000000 0000	28.35
SCHOOL SPECIALTY	208120554540	Classroom Supplies	10E008 1110 4100 00 000000 0000	36.11
SCHOOL SPECIALTY	208120565375	Classroom Supplies	10E008 1110 4100 00 000000 0000	71.66
SCHOOL SPECIALTY	208120577114	Classroom Supplies	10E008 1110 4100 00 000000 0000	18.42
SCHOOL SPECIALTY	208120583720	Classroom Supplies	10E008 1110 4100 00 000000 0000	22.95
SCHOOL SPECIALTY	208120623197	1st Grade Folders- Fasteners	10E008 1110 4100 00 000000 0000	350.50
SCHOOL SPECIALTY	208120584088	1st grade team supplies-folders	10E008 1110 4100 00 000000 0000	244.20
SCHOOL SPECIALTY	208120584090	Classroom Supplies	10E008 1110 4100 00 000000 0000	46.54
SCHOOL SPECIALTY	208120594968	Classroom Supplies	10E008 1110 4100 00 000000 0000	8.20
SCHOOL SPECIALTY	208120583699	Classroom Supplies	10E008 1110 4100 00 000000 0000	110.05
SCHOOL SPECIALTY	208120594965	Classroom Supplies	10E008 1110 4100 00 000000 0000	8.20
SCHOOL SPECIALTY	208120583741	Classroom Supplies	10E008 1110 4100 00 000000 0000	10.41
SCHOOL SPECIALTY	208120584106	Classroom Supplies	10E008 1110 4100 00 000000 0000	44.58
SCHOOL SPECIALTY	208120583690	Classroom Supplies	10E008 1110 4100 00 000000 0000	30.14
SCHOOL SPECIALTY	208120610256	Classroom Supplies	10E008 1110 4100 00 000000 0000	68.99
SCHOOL SPECIALTY	208120584091	Classroom Supplies	10E008 1110 4100 00 000000 0000	16.83
SCHOOL SPECIALTY	208120584096	Classroom Supplies	10E008 1110 4100 00 000000 0000	98.06
SCHOOL SPECIALTY	208120583018	Classroom Supplies	10E008 1110 4100 00 000000 0000	40.19
SCHOOL SPECIALTY	208120584126	Construction Paper and Roll Paper	10E008 1110 4100 00 000000 0000	58.85
SCHOOL SPECIALTY	208120584098	Classroom Supplies	10E008 1110 4100 00 000000 0000	114.32
SCHOOL SPECIALTY	208120589687	Classroom Supplies	10E008 1110 4100 00 000000 0000	9.45
SCHOOL SPECIALTY	208120589704	Classroom Supplies	10E008 1110 4100 00 000000 0000	83.01
SCHOOL SPECIALTY	208120589711	Classroom Supplies	10E008 1110 4100 00 000000 0000	3.06
SCHOOL SPECIALTY	208120589707	Classroom Supplies	10E008 1110 4100 00 000000 0000	48.13
SCHOOL SPECIALTY	208120589686	Classroom Supplies	10E008 1110 4100 00 000000 0000	84.42
SCHOOL SPECIALTY	208120589708	Construction Paper and Roll Paper	10E008 1110 4100 00 000000 0000	2,041.71
SCHOOL SPECIALTY	208120589709	Staff Supplies	10E008 1110 4100 00 000000 0000	1,134.39
SCHOOL SPECIALTY	208120589705	Classroom Supplies	10E008 1110 4100 00 000000 0000	52.78
SCHOOL SPECIALTY	208120589706	Classroom Supplies	10E008 1110 4100 00 000000 0000	50.63
SCHOOL SPECIALTY	208120582298	Staff Supplies	10E008 1110 4100 00 000000 0000	252.60
			Totals for SCHOOL SPECIALTY	6,828.98
SCHULTZ, ASHLEY	Tuition 07-18	Tuition Reimbursement LIT601, LIT605, LIT620-2	10E010 1110 2300 00 000000 0000	800.00
			Totals for SCHULTZ, ASHLEY	800.00
SERVICE CONCEPTS, IN	22517	Water pump repairs	20E001 2540 3230 00 000000 0000	75.00
SERVICE CONCEPTS, IN	22484	Plumbing Service Contract	20E001 2540 3100 00 000000 0000	2,280.00
SERVICE CONCEPTS, IN	22481	Preventative Maintenance Contract	20E001 2540 3100 00 000000 0000	9,500.00
SERVICE CONCEPTS, IN	22550	Maintenance Supplies	20E001 2540 4110 00 000000 0000	558.70
SERVICE CONCEPTS, IN	22593	Equipment Repair	10E003 2560 3230 00 000000 0000	38.56
SERVICE CONCEPTS, IN	22634	Equipment Service Contract	10E001 2560 3230 00 000000 0000	1,900.00
SERVICE CONCEPTS, IN	22633	Plumbing Contract	20E001 2540 3100 00 000000 0000	2,280.00
SERVICE CONCEPTS, IN	22631	Preventative Maintenance HVAC	20E001 2540 3100 00 000000 0000	9,500.00
SERVICE CONCEPTS, IN	22595	Maintenance Supplies	20E001 2540 4110 00 000000 0000	175.00
SERVICE CONCEPTS, IN	22594	Maintenance Supplies	20E001 2540 4110 00 000000 0000	308.48
SERVICE CONCEPTS, IN	22624	Maintenance Supplies	20E001 2540 4110 00 000000 0000	347.04
SERVICE CONCEPTS, IN	22625	Maintenance Supplies	20E001 2540 4110 00 000000 0000	366.50
SERVICE CONCEPTS, IN	22596	Maintenance Supplies	20E001 2540 4110 00 000000 0000	476.94

VENDOR	INVOICE #	INVOICE DESCRIPTION	ACCOUNT NUMBER	AMOUNT
SERVICE CONCEPTS, IN	22665	Maintenance Supplies	20E001 2540 4110 00 000000 0000	605.76
SERVICE CONCEPTS, IN	22623	Maintenance Supplies	20E001 2540 4110 00 000000 0000	1,132.61
SERVICE CONCEPTS, IN	22622	Maintenance Supplies-roof drain CHS	20E001 2540 7100 00 000000 0000	2,424.16
SERVICE CONCEPTS, IN	22664	Equipment Repairs	10E008 2560 3230 00 000000 0000	1,265.68
SERVICE CONCEPTS, IN	22662	Equipment Repairs CMS	10E003 2560 3230 00 000000 0000	84.36
SERVICE CONCEPTS, IN	22663	Kitchen Repairs	10E011 2560 3230 00 000000 0000	296.77
		Totals for SERVICE CONCEPTS, INC		33,615.56
SERVICE SANITATION I	7540259	LL Port-o-Lets for 100 Year Celebration	20E001 2540 3230 00 000000 0000	440.00
SERVICE SANITATION I	7561651b	Temporary Return of ProFlush	20E001 2540 3230 00 000000 0000	55.00
SERVICE SANITATION I	7569781	PKMS Service of Port-o-lets	20E001 2540 3230 00 000000 0000	240.00
SERVICE SANITATION I	7569780	Trans-Service of Port-o-let	20E001 2540 3230 00 000000 0000	80.00
SERVICE SANITATION I	7569779	CHS Service of Port-o-lets/ALS Mobile Unit	20E001 2540 3230 00 000000 0000	295.00
SERVICE SANITATION I	7561651	CHS-Service of Port-o-lets/ALS Mobile Unit	20E001 2540 3230 00 000000 0000	600.00
		Totals for SERVICE SANITATION INC		1,710.00
SHALES MCNUTT CONSTR App 15		CHS Classroom Addition Phase 1	60E002 2540 5400 00 000000 0000	90,200.00
SHALES MCNUTT CONSTR App 16		CHS Classroom Addition & Fieldhouse Phase II	60E002 2530 5300 00 000000 0000	1,035,377.98
		Totals for SHALES MCNUTT CONSTRUCTION		1,125,577.98
SHERWIN-WILLIAMS CO	9707-3	Paint and Supplies	20E001 2540 4110 00 000000 0000	365.61
SHERWIN-WILLIAMS CO	1659-9	Maintenance Painting Supplies	20E001 2540 4110 00 000000 0000	212.75
SHERWIN-WILLIAMS CO	9908-7	Maintenance Painting Supplies	20E001 2540 4110 00 000000 0000	623.25
		Totals for SHERWIN-WILLIAMS CO		1,201.61
SMARTSIGN/MY PARKING MPS-362107		Grounds Signage	20E001 2540 4120 00 000000 0000	84.75
SMARTSIGN/MY PARKING MPS-366834		Grounds Signage	20E001 2540 4120 00 000000 0000	1,354.80
		Totals for SMARTSIGN/MY PARKING SIGN		1,439.55
SOFT WATER CITY, INC	376455	Softener Salt for PK	20E001 2540 4110 00 000000 0000	392.00
		Totals for SOFT WATER CITY, INC		392.00
SONITROL CHICAGOLAND	235696	Security and Fire Services	20E001 2540 3100 00 000000 0000	396.00
SONITROL CHICAGOLAND	235697	Security and Fire Services	20E001 2540 3100 00 000000 0000	408.00
SONITROL CHICAGOLAND	235698	Security and Fire Services	20E001 2540 3100 00 000000 0000	888.00
SONITROL CHICAGOLAND	235699	Security and Fire Services	20E001 2540 3100 00 000000 0000	999.00
		Totals for SONITROL CHICAGOLAND WEST		2,691.00
SPORTSGRAPHICS	30344	CHS Field House Pads	20E001 2540 5300 00 000000 0000	7,000.00
		Totals for SPORTSGRAPHICS		7,000.00
STALKER SPORTS FLOOR	3016	New Gym Floor CMS	20E001 2540 5400 00 000000 0000	88,037.00
		Totals for STALKER SPORTS FLOOR		88,037.00
STAN'S FINANCIAL SER	338751	Black and color copies	10E001 2410 3250 00 000000 0000	2,817.18
STAN'S FINANCIAL SER	362231615	Copiers	10E001 2410 3250 00 000000 0000	361.30
		Totals for STAN'S FINANCIAL SERVICES, IN		3,178.48
STATE DISBURSEMENT U	20180731ADCHSPT	1704300/05F000611	10L000 4810 6100 00 000000 0000	250.00
STATE DISBURSEMENT U	20180815ADCHSPT	1704300/05F000611	10L000 4810 6100 00 000000 0000	250.00
		Totals for STATE DISBURSEMENT UNIT		500.00

VENDOR	INVOICE #	INVOICE DESCRIPTION	ACCOUNT NUMBER	AMOUNT
SUBURBAN SURGICAL CO	121903	Vet Tech Supplies NKRC grant reimb	10E001 2212 4100 00 000000 0000	15,974.00
		Totals for SUBURBAN SURGICAL CO INC		15,974.00
SUMMIT SCHOOL, INC	33884	Monthly ESY Tuition	10E001 1912 6700 00 000000 0000	9,668.00
		Totals for SUMMIT SCHOOL, INC		9,668.00
SUPPLYWORKS	445850639	Grounds Supplies	20E001 2540 4120 00 000000 0000	33.28
SUPPLYWORKS	444978308	Maintenance Supplies	20E001 2540 4110 00 000000 0000	193.05
SUPPLYWORKS	444978282	Maintenance Supplies	20E001 2540 4110 00 000000 0000	-193.05
SUPPLYWORKS	445850621	Custodial Supplies	20E001 2540 4100 00 000000 0000	4.00
SUPPLYWORKS	445316920	Custodial Supplies	20E001 2540 4100 00 000000 0000	10.00
SUPPLYWORKS	444649453	Custodial Supplies	20E001 2540 4100 00 000000 0000	10.00
SUPPLYWORKS	445850647	Custodial Supplies	20E001 2540 4100 00 000000 0000	18.45
SUPPLYWORKS	444978290	Custodial Supplies	20E001 2540 4100 00 000000 0000	56.49
SUPPLYWORKS	445148497	Custodial Supplies	20E001 2540 4100 00 000000 0000	145.00
SUPPLYWORKS	444809586	Custodial Supplies	20E001 2540 4100 00 000000 0000	174.00
SUPPLYWORKS	445662570	Custodial Supplies	20E001 2540 4100 00 000000 0000	746.11
SUPPLYWORKS	445662596	Custodial Supplies	20E001 2540 4100 00 000000 0000	838.20
SUPPLYWORKS	445662588	Custodial Supplies	20E001 2540 4100 00 000000 0000	878.46
SUPPLYWORKS	445662562	Custodial Supplies	20E001 2540 4100 00 000000 0000	1,688.63
SUPPLYWORKS	440828861	Custodial Supplies	20E001 2540 4100 00 000000 0000	84.56
SUPPLYWORKS	440828879	Maintenance Supplies	20E001 2540 4110 00 000000 0000	378.78
SUPPLYWORKS	440828887	Grounds Supplies	20E001 2540 4120 00 000000 0000	24.60
SUPPLYWORKS	446387946	Custodial Supplies	20E001 2540 4100 00 000000 0000	869.80
SUPPLYWORKS	446573735	Maintenance Supplies	20E001 2540 4110 00 000000 0000	121.78
SUPPLYWORKS	446207995	Maintenance Supplies	20E001 2540 4110 00 000000 0000	579.28
SUPPLYWORKS	446207987	Maintenance Supplies	20E001 2540 4110 00 000000 0000	223.32
SUPPLYWORKS	446958126	Maintenance Supplies	20E001 2540 4110 00 000000 0000	223.32
SUPPLYWORKS	448251942	Custodial Supplies	20E001 2540 4100 00 000000 0000	16.08
SUPPLYWORKS	447522343	Custodial Supplies	20E001 2540 4100 00 000000 0000	36.54
SUPPLYWORKS	447324500	Custodial Supplies	20E001 2540 4100 00 000000 0000	45.20
SUPPLYWORKS	448442855	Custodial Supplies	20E001 2540 4100 00 000000 0000	73.58
SUPPLYWORKS	447885906	Custodial Supplies	20E001 2540 4100 00 000000 0000	111.60
SUPPLYWORKS	448251959	Custodial Supplies	20E001 2540 4100 00 000000 0000	250.94
SUPPLYWORKS	448068031	Custodial Supplies	20E001 2540 4100 00 000000 0000	297.56
SUPPLYWORKS	449198506	Custodial Supplies	20E001 2540 4100 00 000000 0000	322.02
SUPPLYWORKS	449381045	Custodial Supplies	20E001 2540 4100 00 000000 0000	374.75
SUPPLYWORKS	448628818	Custodial Supplies	20E001 2540 4100 00 000000 0000	423.03
SUPPLYWORKS	447324492	Custodial Supplies	20E001 2540 4100 00 000000 0000	628.22
SUPPLYWORKS	447885898	Custodial Supplies	20E001 2540 4100 00 000000 0000	747.19
SUPPLYWORKS	448251975	Custodial Supplies	20E001 2540 4100 00 000000 0000	749.50
SUPPLYWORKS	447324484	Custodial Supplies	20E001 2540 4100 00 000000 0000	899.40
SUPPLYWORKS	448628826	Custodial Supplies	20E001 2540 4100 00 000000 0000	2,907.83
SUPPLYWORKS	449016500	Custodial Supplies	20E001 2540 4100 00 000000 0000	145.00
SUPPLYWORKS	449016500	Custodial Supplies	20E001 2540 5400 00 000000 0000	5,220.43
SUPPLYWORKS	449198498	Custodial Supplies	20E001 2540 5400 00 000000 0000	14,189.68
SUPPLYWORKS	449198514	Custodial Supplies	20E001 2540 4100 00 000000 0000	775.82
SUPPLYWORKS	447324476	Maintenance Supplies	20E001 2540 4110 00 000000 0000	71.30
SUPPLYWORKS	448628834	Maintenance Supplies	20E001 2540 4110 00 000000 0000	81.48
SUPPLYWORKS	448534388	Maintenance Supplies	20E001 2540 4110 00 000000 0000	89.00
SUPPLYWORKS	447885880	Maintenance Supplies	20E001 2540 4110 00 000000 0000	169.80
SUPPLYWORKS	448251967	Maintenance Supplies	20E001 2540 4110 00 000000 0000	183.42
SUPPLYWORKS	449016492	Maintenance Supplies	20E001 2540 4110 00 000000 0000	329.96
SUPPLYWORKS	447324468	Maintenance Supplies	20E001 2540 4110 00 000000 0000	536.02

VENDOR	INVOICE #	INVOICE DESCRIPTION	ACCOUNT NUMBER	AMOUNT
SUPPLYWORKS	447324450	Maintenance Supplies	20E001 2540 4110 00 000000 0000	684.07
SUPPLYWORKS	448824417	Maintenance Supplies	20E001 2540 4110 00 000000 0000	-89.00
		Totals for SUPPLYWORKS		37,378.48
TERRELL, RICHARD	CDL 07-18	CDL License Renewal	40E001 2550 3190 00 000000 0000	30.00
		Totals for TERRELL, RICHARD		30.00
THE GREAT BOOKS FOUN	SO-0048349	English Textbooks	10E002 1130 4200 00 000000 0000	1,977.05
		Totals for THE GREAT BOOKS FOUNDATION		1,977.05
TIERNEY BROTHERS INC	772781	Tierney Yearly License Renewal	10E001 1100 3100 00 430000 0000	12,940.00
TIERNEY BROTHERS INC	774638	Ceiling Speakers	10E001 2660 4100 00 000000 0000	1,596.00
TIERNEY BROTHERS INC	775852	Supplies	10E001 2660 4100 00 000000 0000	4,179.75
		Totals for TIERNEY BROTHERS INC		18,715.75
TOM PECK FORD OF HUN	170910	Van Repair	40E001 2550 3320 00 000000 0000	2,378.85
		Totals for TOM PECK FORD OF HUNTLEY, INC		2,378.85
TRIMARK MARLINN LLC	2205657	Equipment Installation at LL	10E005 2560 5400 00 000000 0000	1,250.00
TRIMARK MARLINN LLC	2184594	CHS Equipment Installation	10E002 2560 5400 00 000000 0000	2,500.00
		Totals for TRIMARK MARLINN LLC		3,750.00
TRUEMPER & TITINER,	20180731ADTRUEM	Case No: 10 SC 853	40L000 4810 6080 00 000000 0000	50.00
TRUEMPER & TITINER,	20180815ADTRUEM	Case No: 10 SC 853	40L000 4810 6080 00 000000 0000	50.00
		Totals for TRUEMPER & TITINER, LIMITED		100.00
TYLER TECHNOLOGIES	45-224148	Versa Trans RP Extend Support	40E001 2550 3700 00 000000 0000	5,583.39
		Totals for TYLER TECHNOLOGIES		5,583.39
UNCHARTED LEARNING N	1819CUSD301-001	MobileMakersedu-License/Initial Annual Fee	10E002 1130 3100 00 474500 0000	15,900.00
		Totals for UNCHARTED LEARNING NFP		15,900.00
US BANCORP GOVT LEAS	362786519	Contract Payment-Network equipment	10E001 2410 3250 00 000000 0000	40,443.84
		Totals for US BANCORP GOVT LEASING & FIN		40,443.84
US BANK EQUIPMENT FI	361619810	Copiers	10E001 2410 3250 00 000000 0000	1,316.59
US BANK EQUIPMENT FI	361619984	Copiers	10E001 2410 3250 00 000000 0000	1,517.01
US BANK EQUIPMENT FI	361620370	Copiers	10E001 2410 3250 00 000000 0000	4,104.69
US BANK EQUIPMENT FI	361299472	Copiers	10E001 2410 3250 00 000000 0000	122.00
US BANK EQUIPMENT FI	361856735	Copiers	10E001 2410 3250 00 000000 0000	245.35
US BANK EQUIPMENT FI	363051202	Copiers	10E001 2410 3250 00 000000 0000	159.45
		Totals for US BANK EQUIPMENT FINANCE, IN		7,465.09
US DEPARTMENT OF EDU	20180731ADDPTE	Tracing No: 1026074851	10L000 4810 6090 00 000000 0000	236.18
US DEPARTMENT OF EDU	20180815ADDPTE	Tracing No: 1026074851	10L000 4810 6090 00 000000 0000	236.18
		Totals for US DEPARTMENT OF EDUCATION		472.36
USABLU BOOK	632566	Maintenance Supplies Blower Oil & Grease	20E001 2540 4110 00 000000 0000	427.12
USABLU BOOK	629782	Maintenance Roots Blower	20E001 2540 7100 00 000000 0000	4,007.61
		Totals for USABLU BOOK		4,434.73
VANGUARD ENERGY SERV	G406544073118	Gas Service	20E002 2540 4650 00 000000 0000	80.04
		Totals for VANGUARD ENERGY SERVICES		80.04

VENDOR	INVOICE #	INVOICE DESCRIPTION	ACCOUNT NUMBER	AMOUNT
VERIZON WIRELESS SER	9811030571	B & G Cell Phones	20E001 2540 3400 00 000000 0000	1,053.81
VERIZON WIRELESS SER	void	void check	20E001 2540 3400 00 000000 0000	0.00
Totals for VERIZON WIRELESS SERVICES LLC				1,053.81
VILLAGE OF BURLINGTO	23 07-18	Water Service for DO	20E001 2540 3700 00 000000 0000	72.05
VILLAGE OF BURLINGTO	23 08-18	Water Service for DO	20E001 2540 3700 00 000000 0000	48.50
Totals for VILLAGE OF BURLINGTON				120.55
VNN, INC	39303	Athletics banner-Website Pkg Set Up Fee	10E002 1500 3190 00 000000 0000	1,145.00
Totals for VNN, INC				1,145.00
WASHINGTON-GIBBS, TI	Lunch Refund	LL Food Service Refund	10R005 1611 0000 00 000000 0000	10.00
Totals for WASHINGTON-GIBBS, TISHONDA				10.00
WE SELL MATS.COM	100035074	Classroom Supplies for PE	10E008 1110 4100 00 000000 0000	759.90
Totals for WE SELL MATS.COM				759.90
WEST MUSIC COMPANY	SI1615674	Music Classroom Supplies	10E008 1110 4100 00 000000 0000	385.46
WEST MUSIC COMPANY	SI1628770	Music Classroom Supplies	10E008 1110 4100 00 000000 0000	105.00
Totals for WEST MUSIC COMPANY				490.46
WEST SIDE ELECTRIC S	300001584	Maintenance Supplies	20E001 2540 4110 00 000000 0000	11.54
WEST SIDE ELECTRIC S	300002070	Maintenance Supplies	20E001 2540 4110 00 000000 0000	7.93
WEST SIDE ELECTRIC S	300000130	Maintenance Supplies	20E001 2540 4110 00 000000 0000	14.97
Totals for WEST SIDE ELECTRIC SUPPLY CO,				34.44
WILLIAMS SCOTSMAN	5970786	Mobile Classroom Unit Rental for 7/19/18 to 8/18/18	20E001 2540 3100 00 000000 0000	1,047.00
Totals for WILLIAMS SCOTSMAN				1,047.00
WOW BUSINESS	14166807 07-18	Internet Access	10E001 2660 3160 00 000000 0000	1,977.88
Totals for WOW BUSINESS				1,977.88
WT COX SUBSCRIPTIONS	3048084	Magazine Subscription for LMC	10E008 2220 4300 00 000000 0000	329.59
Totals for WT COX SUBSCRIPTIONS INC				329.59
YODER, SPENCER	June 2018	Mileage Reimbursement June	10E001 2660 3320 00 000000 0000	53.14
YODER, SPENCER	July 2018	Reimb for July Mileage	10E001 2660 3320 00 000000 0000	46.82
Totals for YODER, SPENCER				99.96
YWCA ELGIN	E0645	Kindergarten Calendars	10E001 2320 4100 00 000000 0000	500.00
Totals for YWCA ELGIN				500.00
ZIERK, CARRIE	Tuition 08-18	Tuition Reimbursement EDU 6350	10E003 1120 2300 00 000000 0000	300.00
Totals for ZIERK, CARRIE				300.00
Totals for checks				2,466,977.45

FUND SUMMARY

<u>FUND</u>	<u>DESCRIPTION</u>	<u>BALANCE SHEET</u>	<u>REVENUE</u>	<u>EXPENSE</u>	<u>TOTAL</u>
10	EDUCATIONAL FUND	364,280.42	212.47	465,255.27	829,748.16
20	OPERATIONS AND MAINTENANCE	34,176.76	0.00	407,408.07	441,584.83
30	DEBT SERVICE, BOND & INTEREST	0.00	0.00	950.00	950.00
40	TRANSPORTATION FUND	6,361.08	0.00	31,783.21	38,144.29
60	CAPITAL PROJECTS	0.00	0.00	1,133,266.53	1,133,266.53
80	TORT FUND	0.00	0.00	23,283.64	23,283.64
***	Fund Summary Totals ***	404,818.26	212.47	2,061,946.72	2,466,977.45

\*\*\*\*\* End of report \*\*\*\*\*

Approved by the Board of Education

\_\_\_\_\_  
Jeff Kellenberger – President

\_\_\_\_\_  
Date

\_\_\_\_\_  
Christina Johnson – Secretary

\_\_\_\_\_  
Date

VENDOR	INVOICE #	DESCRIPTION	ACCOUNT NUMBER	AMOUNT
ANTIOCH COMMUNITY HI	Sept 8	CHS Boys Golf Invite Fees 09/08/18	10E002 1500 6400 00 000000 0000	205.00
ANTIOCH COMMUNITY HI	Aug 25	CHS Girls Golf Invite Fee 08/25/18	10E002 1500 6400 00 000000 0000	205.00
ANTIOCH COMMUNITY HI	Sept 29	CHS XC Invitational Fee 09/29/18	10E002 1500 6400 00 000000 0000	150.00
ANTIOCH COMMUNITY HI	Sept 15	CHS Freshman Boys Soccer Tournament Fees 09/15/18	10E002 1500 6400 00 000000 0000	155.00
Totals for ANTIOCH COMMUNITY HIGH SCHOOL				715.00
AURORA CENTRAL CATHO	Sept 15	CHS Boys Golf Invite Fees 09/15/18	10E002 1500 6400 00 000000 0000	275.00
Totals for AURORA CENTRAL CATHOLIC HS				275.00
BELVIDERE HIGH SCHOO	Sept 8	CHS Boys JV Soccer Tournament Fees 09/08/18	10E002 1500 6400 00 000000 0000	175.00
Totals for BELVIDERE HIGH SCHOOL				175.00
BELVIDERE NORTH HIGH	Aug 13	CHS Boys Golf Varsity Invite Fees 08/13/18	10E002 1500 6400 00 000000 0000	300.00
Totals for BELVIDERE NORTH HIGH SCHOOL				300.00
BOYLAN CATHOLIC HIGH	Aug 13	CHS Girls Golf Invite Fee 08/13/18	10E002 1500 6400 00 000000 0000	250.00
Totals for BOYLAN CATHOLIC HIGH SCHOOL				250.00
DEKALB HIGH SCHOOL	Sept 22	CHS Boys Golf Invite Fees 09/22/18	10E002 1500 6400 00 000000 0000	200.00
DEKALB HIGH SCHOOL	Aug 20	CHS Boys Golf Invite Fees 08/20/18	10E002 1500 6400 00 000000 0000	200.00
DEKALB HIGH SCHOOL	Aug 21-25	CHS Varsity Soccer Tournament Fees 08/21-08/25/18	10E002 1500 6400 00 000000 0000	225.00
DEKALB HIGH SCHOOL	Oct 13	CHS Freshman Boys Soccer Tournament Fees 10/13/18	10E002 1500 6400 00 000000 0000	100.00
Totals for DEKALB HIGH SCHOOL				725.00
DUNDEE-CROWN HIGH SC	Sept 22	CHS Sophomore Volleyball Tournament Fee 09/22/18	10E002 1500 6400 00 000000 0000	250.00
Totals for DUNDEE-CROWN HIGH SCHOOL				250.00
ELGIN HIGH SCHOOL	Sept 29	CHS Freshman Volleyball Tournament Fee 09/29/18	10E002 1500 6400 00 000000 0000	225.00
Totals for ELGIN HIGH SCHOOL				225.00
GENEVA HIGH SCHOOL	Aug 23	CHS Boys Golf Invite Fees 08/23/18	10E002 1500 6400 00 000000 0000	275.00
GENEVA HIGH SCHOOL	Aug 30	CHS Boys Sophomore Golf Invite Fees 08/30/18	10E002 1500 6400 00 000000 0000	275.00
Totals for GENEVA HIGH SCHOOL				550.00
GRAYSLAKE CENTRAL HI	Aug 18	CHS Boys Golf JV Scramble Fee 08/18/18	10E002 1500 6400 00 000000 0000	180.00
Totals for GRAYSLAKE CENTRAL HIGH SCHOOL				180.00
HAMPSHIRE HIGH SCHOO	Sept 29	CHS Varsity Volleyball Tournament Fee 09/29/18	10E002 1500 6400 00 000000 0000	250.00

VENDOR	INVOICE #	DESCRIPTION	ACCOUNT NUMBER	AMOUNT
			Totals for HAMPSHIRE HIGH SCHOOL	250.00
HARLEM HIGH SCHOOL	Sept 1	CHS XC Invitational Fee 09/01/18	10E002 1500 6400 00 000000 0000	350.00
			Totals for HARLEM HIGH SCHOOL	350.00
HARVEST CHRISTIAN AC	Sept 8	CHS Fresh/Soph Volleyball Tournament Fee 09/08/18	10E002 1500 6400 00 000000 0000	250.00
HARVEST CHRISTIAN AC	Sept 22	CHS Varsity Fall Classic Volleyball Tournament Fee 09/22/18	10E002 1500 6400 00 000000 0000	300.00
			Totals for HARVEST CHRISTIAN ACADEMY	550.00
HUNTLEY HIGH SCHOOL	Aug 16	CHS Girls Golf Invite Fee 08/16/18	10E002 1500 6400 00 000000 0000	175.00
HUNTLEY HIGH SCHOOL	Aug 18	CHS Boys Golf Varsity Invite 08/18/18	10E002 1500 6400 00 000000 0000	350.00
			Totals for HUNTLEY HIGH SCHOOL	525.00
KANELAND COMM SCHOOL	Sept 15	CHS XC Invitational Fee 09/15/18	10E002 1500 6400 00 000000 0000	150.00
			Totals for KANELAND COMM SCHOOL DIST 302	150.00
LARKIN HIGH SCHOOL	Aug 15	CHS Boys Golf Invite Fee 08/15/18	10E002 1500 6400 00 000000 0000	300.00
			Totals for LARKIN HIGH SCHOOL	300.00
LOURDES HIGH SCHOOL	Sept 22	CHS XC Invitational Fee 09/22/18	10E002 1500 6400 00 000000 0000	200.00
			Totals for LOURDES HIGH SCHOOL	200.00
METEA VALLEY HIGH SC	Aug 24	CHS Volleyball Tournament Fee 08/24-08/25/18	10E002 1500 6400 00 000000 0000	300.00
			Totals for METEA VALLEY HIGH SCHOOL	300.00
MORRIS COMMUNITY HIG	Sept 29	CHS Sophomore Volleyball Tournament Fee 09/29/18	10E002 1500 6400 00 000000 0000	200.00
			Totals for MORRIS COMMUNITY HIGH SCHOOL	200.00
OREGON HIGH SCHOOL	Sept 8	CHS Boys JV Golf Invite Fee 09/08/18	10E002 1500 6400 00 000000 0000	165.00
			Totals for OREGON HIGH SCHOOL	165.00
PEORIA HIGH SCHOOL	Sept 8	CHS XC Invitational Fee 09/08/18	10E002 1500 6400 00 000000 0000	225.00
			Totals for PEORIA HIGH SCHOOL	225.00
RICH CENTRAL HIGH SC	Aug 16	CHS Boys V Golf Invite Fee 08/16/18	10E002 1500 6400 00 000000 0000	250.00
			Totals for RICH CENTRAL HIGH SCHOOL	250.00
ROCK FALLS HIGH SCHO	Aug 25a	CHS Boys JV Golf Invite Fees 08/25/18	10E002 1500 6400 00 000000 0000	200.00
			Totals for ROCK FALLS HIGH SCHOOL	200.00
ROCKFORD GUILFORD HI	Sept 15	CHS Girls Golf Invite Fee	10E002 1500 6400 00 000000 0000	250.00

<u>VENDOR</u>	<u>INVOICE #</u>	<u>DESCRIPTION</u>	<u>ACCOUNT NUMBER</u>	<u>AMOUNT</u>
		09/15/18		
			Totals for ROCKFORD GUILFORD HIGH SCHOOL	250.00
ROSARY HIGH SCHOOL	Sept 29	CHS Girls Golf Invite Fee	10E002 1500 6400 00 000000 0000	225.00
		09/29/18		
			Totals for ROSARY HIGH SCHOOL	225.00
SAINT VIATOR HIGH SC	Sept 29	CHS Boys Golf Invite Fee	10E002 1500 6400 00 000000 0000	300.00
		09/29/18		
			Totals for SAINT VIATOR HIGH SCHOOL	300.00
SCUDERO, TIM	Sept 16	CHS JV FB Official - Sept 16-check cleared twice, to be reimbursed	10E002 1500 3190 00 000000 0000	58.00
			Totals for SCUDERO, TIM	58.00
SOUTH ELGIN HIGH SCH	Sept 4	CHS Boys V Golf Tournament Invite Fees 09/04/18	10E002 1500 6400 00 000000 0000	200.00
			Totals for SOUTH ELGIN HIGH SCHOOL	200.00
ST CHARLES NORTH HIG	Sept 15	CHS Freshman Volleyball Tournament Fee 09/15/18	10E002 1500 6400 00 000000 0000	225.00
ST CHARLES NORTH HIG	Sept 29	CHS Boys JV Soccer Tournament Fees 09/29 and 10/06/18	10E002 1500 6400 00 000000 0000	275.00
			Totals for ST CHARLES NORTH HIGH SCHOOL	500.00
SYCAMORE HIGH SCHOOL	Aug 13	CHS Boys F/S Golf Invite Fee	10E002 1500 6400 00 000000 0000	225.00
		08/13/18		
			Totals for SYCAMORE HIGH SCHOOL	225.00
WEST CHICAGO COMM HI	Sept 12	CHS Girls Golf Invite Fee	10E002 1500 6400 00 000000 0000	192.00
		09/12/18		
			Totals for WEST CHICAGO COMM HIGH SCHOOL	192.00
WESTMINSTER CHRISTIA	Sept 15	CHS Volleyball Tournament Fee	10E002 1500 6400 00 000000 0000	250.00
		09/15/18		
			Totals for WESTMINSTER CHRISTIAN HIGH SC	250.00
			Totals for checks	9,510.00

FUND SUMMARY

<u>FUND</u>	<u>DESCRIPTION</u>	<u>BALANCE SHEET</u>	<u>REVENUE</u>	<u>EXPENSE</u>	<u>TOTAL</u>
10	EDUCATIONAL FUND	0.00	0.00	9,510.00	9,510.00
*** Fund Summary Totals ***		0.00	0.00	9,510.00	9,510.00

\*\*\*\*\* End of report \*\*\*\*\*

Approved by the Board of Education

\_\_\_\_\_  
Jeff Kellenberger – President

\_\_\_\_\_  
Date

\_\_\_\_\_  
Christina Johnson – Secretary

\_\_\_\_\_  
Date

VENDOR	INVOICE #	DESCRIPTION	ACCOUNT NUMBER	AMOUNT
ACUTE CARE EDUCATION	July 17	HeartSaver CPR/AED eCards and Certificate of Attendance	10E001 2130 4100 00 000000 0000	820.00
Totals for ACUTE CARE EDUCATION SYSTEMS				820.00
GREENE, KELLY	July 15	CHS Reimb for Incubator Uncharted Learning	10E002 1130 4100 00 000000 0000	1,042.88
Totals for GREENE, KELLY				1,042.88
KANE COUNTY CLERK	June 26	Notary Renewal Fee-K Hixon-Leach	10E001 2520 6400 00 000000 0000	11.00
Totals for KANE COUNTY CLERK				11.00
LEWIS, KIMBERLY	July 22	CHS Reimb for Name Plates	10E002 2120 4100 00 000000 0000	59.94
Totals for LEWIS, KIMBERLY				59.94
MARACCINI, CARRIE	July 26	Transportation Reimb for postage	40E001 2550 4110 00 000000 0000	27.40
Totals for MARACCINI, CARRIE				27.40
PAULUS, KIMBERLY	June 24	Reimb for ISTE hotel June 24-26	10E001 2210 6400 00 000000 0000	444.95
Totals for PAULUS, KIMBERLY				444.95
POLOWY, DANIEL	July 12	Reimb for B & G supplies	20E001 2540 4110 00 000000 0000	41.38
Totals for POLOWY, DANIEL				41.38
PORTO, PAMELA	July 25	Reimb for Transportation Supplies	40E001 2550 4900 00 000000 0000	168.56
Totals for PORTO, PAMELA				168.56
ROBINSON, RYAN	June 12	Reimb for Fuel to FFA Trip State Convention	40E001 2550 4640 00 000000 0000	88.78
Totals for ROBINSON, RYAN				88.78
SOHN, JOANNE	June 29	Reimb for supplies	20E001 2540 4110 00 000000 0000	77.21
Totals for SOHN, JOANNE				77.21
Totals for checks				2,782.10

FUND SUMMARY

<u>FUND</u>	<u>DESCRIPTION</u>	<u>BALANCE SHEET</u>	<u>REVENUE</u>	<u>EXPENSE</u>	<u>TOTAL</u>
10	EDUCATIONAL FUND	0.00	0.00	2,378.77	2,378.77
20	OPERATIONS AND MAINTENANCE	0.00	0.00	118.59	118.59
40	TRANSPORTATION FUND	0.00	0.00	284.74	284.74
***	Fund Summary Totals ***	0.00	0.00	2,782.10	2,782.10

\*\*\*\*\* End of report \*\*\*\*\*

Approved by the Board of Education

\_\_\_\_\_  
Jeff Kellenberger – President

\_\_\_\_\_  
Date

\_\_\_\_\_  
Christina Johnson – Secretary

\_\_\_\_\_  
Date

<u>VENDOR</u>	<u>INVOICE #</u>	<u>DESCRIPTION</u>	<u>ACCOUNT NUMBER</u>	<u>AMOUNT</u>
			Totals for	0.00
			Totals for checks	0.00

No Activity in July

Approved by the Board of Education

\_\_\_\_\_  
Jeff Kellenberger – President

\_\_\_\_\_  
Date

\_\_\_\_\_  
Christina Johnson – Secretary

\_\_\_\_\_  
Date

## **School Board**

### **Uniform Grievance Procedure**

A student, parent/guardian, employee, or community member should notify any District Complaint Manager if he or she believes that the School Board, its employees, or agents have violated his or her rights guaranteed by the State or federal Constitution, State or federal statute, or Board policy, or have a complaint regarding any one of the following:

1. Title II of the Americans with Disabilities Act
2. Title IX of the Education Amendments of 1972
3. Section 504 of the Rehabilitation Act of 1973
4. Title VI of the Civil Rights Act, 42 U.S.C. §2000d et seq.
5. Equal Employment Opportunities Act (Title VII of the Civil Rights Act), 42 U.S.C. §2000e et seq.
6. Sexual harassment (State Officials and Employees Ethics Act, Illinois Human Rights Act, Title VII of the Civil Rights Act of 1964, and Title IX of the Education Amendments of 1972).
7. Breastfeeding accommodations for students 105 ILCS 5/10-20.60
8. Bullying 105 ILCS 5/27-23.7
9. Misuse of funds received for services to improve educational opportunities for educationally disadvantaged or deprived children
10. Curriculum, instructional materials, and/or programs
11. Victims' Economic Security and Safety Act, 820 ILCS 180
12. Illinois Equal Pay Act of 2003, 820 ILCS 112
13. Provision of services to homeless students
14. Illinois Whistleblower Act, 740 ILCS 174/1 et seq.
15. Misuse of genetic information (Illinois Genetic Information Privacy Act (GIPA), 410 ILCS 513/ and Titles I and II of the Genetic Information Nondiscrimination Act (GINA), 42 U.S.C. §2000ff et seq.)
16. Employee Credit Privacy Act, 820 ILCS 70/

The Complaint Manager will first attempt to resolve complaints without resorting to this grievance procedure and, if a formal complaint is filed under this procedure, the Complaint Manager will address the complaint promptly and equitably. A student and/or parent/guardian filing a complaint under this procedure may forego any informal suggestions and/or attempts to resolve it and may proceed directly to the grievance procedure. The Complaint Manager will not require a student or parent/guardian complaining of any form of harassment to attempt to resolve allegations directly with the accused (or the accused's parents/guardians); this includes mediation.

### **Right to Pursue Other Remedies Not Impaired**

The right of a person to prompt an equitable resolution of a complaint filed under this policy shall not be impaired by the person's pursuit of other remedies, e.g., criminal complaints, civil actions, etc. Use of this grievance procedure is not a prerequisite to the pursuit of other remedies and use of this grievance procedure does not extend any filing deadline related to the pursuit of other remedies. If a person is pursuing another remedy subject to a complaint under this policy, the District will continue with simultaneous investigation under this policy.

### Deadlines

All deadlines under this policy may be extended by the Complaint Manager as he or she deems appropriate. As used in this policy, *school business days* means days on which the District's main office is open.

### Filing a Complaint

A person (hereinafter Complainant) who wishes to avail him or herself of this grievance procedure may do so by filing a complaint with any District Complaint Manager. The Complainant shall not be required to file a complaint with a particular Complaint Manager and may request a Complaint Manager of the same gender. The Complaint Manager may request the Complainant to provide a written statement regarding the nature of the complaint or require a meeting with a student's parent(s)/guardian(s). The Complaint Manager shall assist the Complainant as needed.

For any complaint alleging bullying and/or cyber-bullying of students, the Complaint Manager shall process and review the complaint according to Board policy 7:180, *Prevention of and Response to Bullying, Intimidation, and Harassment*, in addition to any response required by this policy. For any complaint alleging Sexual harassment or other violation of Board policy 5:20, *Workplace Harassment Prohibited*, the Complaint Manager shall process and review the complaint according to that policy, in addition to any response required by this policy 2:260, Uniform Grievance Procedure.

### Investigation

The Complaint Manager will investigate the complaint or appoint a qualified person to undertake the investigation on his or her behalf. The Complaint manager shall ensure both parties have an equal opportunity to present evidence during an investigation. If the Complainant is a student under 18 years of age, the Complaint Manager will notify his or her parent(s)/guardian(s) that they may attend any investigatory meetings in which their child is involved. The complaint and identity of the Complainant will not be disclosed except: (1) as required by law, this policy, or (2) as necessary to fully investigate the complaint, or (3) as authorized by the Complainant.

The identity of any student witnesses will not be disclosed except: (1) as required by law or any collective bargaining agreement, or (2) as necessary to fully investigate the complaint, or (3) as authorized by the parent/guardian of the student witness, or by the student if the student is 18 years of age or older.

The Complaint Manager will inform, at regular intervals, the person(s) filing a complaint under this policy. Within 30 school business days of the date the complaint was filed, the Complaint Manager shall file a written report of his or her findings with the Superintendent. The Complaint Manager may request an extension of time.

The Superintendent will keep the Board informed of all complaints.

If a complaint contains allegations involving the Superintendent, the written report shall be filed directly with the Board, which will make a decision in accordance with paragraph four of the following section of this policy.

### Decision and Appeal

Within 5 school business days after receiving the Complaint Manager's report, the Superintendent shall mail his or her written decision to the Complainant by U.S. mail, first class, as well as the Complaint Manager. *All decisions shall be based upon the preponderance of evidence standard.*

Within 10 school business days after receiving the Superintendent's decision, the Complainant may appeal the decision to the Board by making a written request to the Complaint Manager. The Complaint Manager shall promptly forward all materials relative to the complaint and appeal to the Board.

Within 30 school business days, the Board shall affirm, reverse, or amend the Superintendent's decision or direct the Superintendent to gather additional information. Within 5 school business days of the Board's decision, the Superintendent shall inform the Complainant and the accused of the Board's action.

For complaints containing allegations involving the Superintendent, within 30 school business days after receiving the Complaint Manager's report, the Board shall mail its written decision to the Complainant and the accused by first class U.S. mail as well as to the Complaint Manager.

This policy shall not be construed to create an independent right to a hearing before the Superintendent or Board. The failure to strictly follow the timelines in this grievance procedure shall not prejudice any party.

Appointing Nondiscrimination Coordinator and Complaint Managers

The Superintendent shall appoint a Nondiscrimination Coordinator to manage the District's efforts to provide equal opportunity employment and educational opportunities and prohibit the harassment of employees, students, and others. The Nondiscrimination Coordinator also serves as the District's Title IX Coordinator.

The Superintendent shall appoint at least one Complaint Manager to administer the complaint process in this policy. If possible, the Superintendent will appoint 2 Complaint Managers, one of each gender. The District's Nondiscrimination Coordinator may be appointed as one of the Complaint Managers.

The Superintendent shall insert into this policy and keep current the names, addresses, and telephone numbers of the Nondiscrimination Coordinator and the Complaint Managers.

**Nondiscrimination Coordinator:**

Dr. Todd Stirn  
Name  
275 South Street, P.O. Box 396  
Address  
Burlington, IL 60109  
847-464-6005  
Telephone

**Complaint Managers:**

Dr. Esther Mongan  
Name  
275 South Street, P.O. Box 396  
Address  
Burlington, IL 60109  
847-464-6044  
Telephone

Mike Potsic  
Name  
275 South Street, P.O. Box 396  
Address  
Burlington, IL 60109  
847-464-6044  
Telephone

LEGAL REF.: Age Discrimination in Employment Act, 29 U.S.C. §621 et seq.  
Americans With Disabilities Act, 42 U.S.C. §12101 et seq.  
Equal Employment Opportunities Act (Title VII of the Civil Rights Act), 42 U.S.C. §2000e et seq.  
Equal Pay Act, 29 U.S.C. §206(d).  
Genetic Information Nondiscrimination Act, 42 U.S.C. §2000ff et seq.  
Immigration Reform and Control Act, 8 U.S.C. §1324a et seq.  
Individuals With Disabilities Education Act, 20 U.S.C. §1400 et seq.  
McKinney Homeless Assistance Act, 42 U.S.C. §11431 et seq.  
Rehabilitation Act of 1973, 29 U.S.C. §791 et seq.  
Title VI of the Civil Rights Act, 42 U.S.C. §2000d et seq.  
Title IX of the Education Amendments, 20 U.S.C. §1681 et seq.  
State Officials and Employees Ethics Act, 5ILCS 430/70-5 (a.)  
105 ILCS 5/2-3.8, 5/3-10, 5/10-20.7a, 5/10-20.60  
5/10-22.5, 5/22-19, 5/24-4, 5/27.1, and 45/1-n  
15.  
Illinois Genetic Information Privacy Act, 410 ILCS 513/.  
Illinois Whistleblower Act, 740 ILCS 174/1 et seq.  
Illinois Human Rights Act, 775 ILCS 5/.  
Victims' Economic Security and Safety Act, 820 ILCS 180, 56 Ill.Admin.Code  
Part 280.  
Equal Pay Act of 2003, 820 ILCS 112.  
23 Ill.Admin.Code §§1.240 and 200-40.

CROSS REF.: 5:10 (Equal Employment Opportunity and Minority Recruitment), 5:20 (Sexual Harassment), 6:140 (Education of Homeless Children), 6:170 (Title I Programs), 6:260 (Complaints About Curriculum, Instructional Materials, and Programs), 7:10 (Equal Educational Opportunities), 7:20 (Harassment of Students Prohibited), 7:180 (Preventing Bullying, Intimidation, and Harassment), 8:70 (Accommodating Individuals with Disabilities), 8:110 (Public Suggestions and Complaints)



## **Operational Services**

### **Accounting and Audits**

The School District's accounting and audit services shall comply with the *Requirements for Accounting, Budgeting, Financial Reporting, and Auditing*, as adopted by the Ill. State Board of Education (ISBE), State and federal laws and regulations, and generally accepted accounting principles. Determination of liabilities and assets, prioritization of expenditures of governmental funds, and provisions for accounting disclosures shall be made in accordance with government accounting standards as directed by the auditor designated by the Board. The Superintendent, in addition to other assigned financial responsibilities, shall report monthly on the District's financial performance, both income and expense, in relation to the financial plan represented in the budget.

#### **Annual Audit**

At the close of each fiscal year, the Superintendent shall arrange to have an audit of the District funds, accounts, statements and other financial matters. The audit shall be performed by an independent certified public accountant designated by the Board and be conducted in conformance with prescribed standards and legal requirements. A complete and detailed written audit report shall be provided to each School Board member and to the Superintendent.

The Superintendent shall annually, on or before October 15, submit an original and one copy of the audit to the Regional Superintendent of Schools.

#### **Annual Financial Report**

The Superintendent or designee shall annually prepare and submit the Annual Financial Report on a timely basis using the form adopted by the ISBE. The Superintendent or designee shall review and discuss the Annual Financial Report with the Board before it is submitted.

#### **Inventories**

The Superintendent or designee is responsible for establishing and maintaining accurate inventory records. The inventory record of supplies and equipment shall include a description of each item, quantity, location, purchase date, and the cost or estimated replacement cost.

#### **Disposition of District Property**

The Superintendent or designee shall notify the Board, as necessary, of the following so that the Board may consider its disposition. (1) District personal property (property other than buildings and land) that is no longer needed for school purposes, and (2) school site, buildings, or other real estate that is unnecessary, unsuitable, or inconvenient. Notwithstanding the above, the Superintendent or designee may unilaterally dispose of personal property of a diminutive value.

#### **Taxable Fringe Benefits**

The Superintendent or designee shall: (1) require that all use of District property or equipment by employees is for the District's convenience and best interests unless it is a Board-approved fringe benefit, and (2) ensure compliance with the Internal Revenue Service regulations regarding when to report an employee's personal use of District Property or equipment as taxable compensation.

#### **Controls for Revolving Funds and Petty Cash**

Revolving funds and the petty cash system are established in Board policy 4:50, Payment Procedures. The Superintendent shall: (1) designate a custodian for each revolving fund and petty cash fund, (2) obtain a bond for each fund custodian, and (3) maintain the funds in compliance with this policy, State law, and ISBE rules. A check for the petty cash fund may be drawn payable to the designated

petty cash custodian. Bank accounts for revolving funds are limited to a maximum balance of \$500.00. All expenditures from these bank accounts must be directly related to the purpose for which the account was established and supported with documentation, including signed invoices or receipts. All deposits into these bank accounts must be accompanied with a clear description of their intended purpose. The Superintendent or designee shall include checks written to reimburse revolving funds on the Board's monthly listing of bills indicating the recipient and including and explanation.

#### Control Requirements for Checks

The Board must approve all bank accounts opened or established in the District's or a District school's name or with the District's Federal Employer Identification Number. All checks issue by the School District must be signed by either the Treasurer or Board President, except that checks from an account containing student activity funds and revolving accounts may be signed by the respective account custodian.

#### Internal Controls

The Superintendent is primarily responsible for establishing and implementing a system of internal controls for safeguarding the District's financial condition; the Board, however, will oversee these safeguards. The control objectives are to ensure efficient business and financial practices, reliable financial reporting, and compliance with State law and Board policies, and to prevent losses from fraud, waste, and abuse, as well as employee error, misrepresentation by third parties, or other imprudent employee action.

The Superintendent or designee shall annually audit the District's financial and business operations for compliance with established internal controls and provide the results to the Board. The Board may from time to time engage a third party to audit internal controls in addition to the annual audit.

LEGAL REF.: 2C.F.R. §200 ET SEQ.  
30 ILCS 798/,/Grant Accountability and Transparency Act, implemented by 44 Ill.Adm.Code 7000et seq.  
105 ILCS 5/2-3.27, 5/2-3.28, 5/3-7, 5/3-15.1, 5/5-22, 5/10-21.4, 5/10-22.8 and 5/17-1 et seq.  
23 Ill.Admin.Code, ch.110 and 125.

CROSS REF: 410 (Fiscal and Business Management), 4:50 (Payment Procedures), 4:55 (Use of Credit and Procurement Cards), 4:90 (Activity Funds)

## **General Personnel**

### **Workplace Harassment Prohibited**

The School District expects the workplace environment to be productive, respectful, and free of unlawful discrimination, including harassment. District employees shall not engage in harassment or abusive conduct on the basis of an individual's race, religion, national origin, sex, sexual orientation, age, citizenship status, disability, or other protected status identified in Board policy 5:10, *Equal Employment Opportunity and Minority Recruitment*. Harassment of students, including, but not limited to, sexual harassment, is prohibited by Board policy 7:20, *Harassment of Students Prohibited*.

The District will take remedial and corrective action to address unlawful workplace harassment, including sexual harassment.

### **Sexual Harassment Prohibited**

The School District shall provide a workplace environment free of verbal, physical conduct, or communications constituting harassment on the basis of sex as defined and otherwise prohibited by State and federal law.

District employees shall not make unwelcome sexual advances or request sexual favors or engage in any unwelcome conduct of a sexual nature when: (1) submission to such conduct is made either explicitly or implicitly a term or condition of an individual's employment; (2) submission to or rejection of such conduct by an individual is used as the basis for employment decisions affecting such individual; or (3) such conduct has the purpose or effect of substantially interfering with an individual's work performance or creating an intimidating, hostile, or offensive working environment. Sexual harassment prohibited by this policy includes, but is not limited to, verbal, physical, or other conduct. The terms intimidating, hostile, or offensive include, but are not limited to, conduct that has the effect of humiliation, embarrassment, or discomfort. Sexual harassment will be evaluated in light of all the circumstances.

### **Making a Complaint**

Employees are encouraged to promptly report information regarding violations of this policy. Employees may choose to report to a person of the employee's same gender. Every effort should be made to file such complaints as soon as possible, while facts are known and potential witnesses are available. A violation of this policy may result in discipline, up to and including discharge. Any person making a knowingly false accusation regarding harassment will likewise be subject to disciplinary action, up to and including discharge. An employee's employment, compensation, or work assignment shall not be adversely affected by complaining or providing information about harassment. Retaliation against employees for bringing bona fide complaints or providing information about harassment is prohibited (see Board policy 2:260, *Uniform Grievance Procedure*).

Aggrieved employees, if they feel comfortable doing so, should directly inform the person engaging in the harassing conduct or communication that such conduct or communication is offensive and must stop.

Employees should report claims of harassment to the Nondiscrimination Coordinator and/or use the Board policy 2:260, *Uniform Grievance Procedure*. Employees may choose to report to a person of the employee's same sex. There are no express time limits for initiating complaints and grievances under this policy; however, every effort should be made to file such complaints as soon as possible, while facts are known and potential witnesses are available.

Whom to Contact with a Report or Complaint

The Superintendent shall insert into this policy the names, addresses, and telephone numbers of the District's current Nondiscrimination Coordinator and Complaint Managers.

**Nondiscrimination Coordinator:**

Dr. Todd Stirn

Name

275 South St., P.O. Box 396

Address

Burlington, IL 60109

847-464-6005

Telephone

**Complaint Managers:**

Dr. Esther Mongan

Name

275 South St., P.O. Box 396

Address

Burlington, IL 60109

847-464-6005

Telephone

Mike Potsic

Name

275 South St., P.O. Box 396

Address

Burlington, IL 60109

847-464-6005

Telephone

The Superintendent shall also use reasonable measures to inform staff members and applicants of this policy, which shall include reprinting this policy in the appropriate handbooks.

LEGAL REF.: Title VII of the Civil Rights Act of 1964, 42 U.S.C. §2000e et seq., implemented by 29 C.F.R. §1604.11.  
 Title IX of the Education Amendments of 1972, 20 U.S.C. §1681 et seq., implemented by 34 C.F.R. §1604.11.  
 Ill. Human Rights Act, 775 ILCS 5/2-101(E), 5/2-102(D), 5/2-102(E-5)/5/5-102, and 5/5-102.2.  
 56 Ill. Admin.Code Parts 2500, 2510, 5210, and 5220.  
Burlington Industries v. Ellerth, 524 U.S. 742 (1998).  
Crawford v. Metro. Gov't of Nashville & Davidson County, 555 U.S. 271 (2009)  
Faragher v. City of Boca Raton, 524 U.S. 775 (1998).  
Franklin v. Gwinnett Co. Public Schools, 503 U.S. 60 (1992).  
Harris v. Forklift Systems, 510 U.S. 17 (1993).  
Jackson v. Birmingham Bd of Educ., 544 U.S. 167 (2005).  
Meritor Savings Bank v. Vinson, 477 U.S. 57 (1986).  
Oncale v. Sundown Offshore Services, 523 U.S. 75 (1998).  
Porter v. Erie Foods International, Inc., 576 F.3d 629 (7th Cir. 2009).  
Sangamon County Sheriff's Dept. v. Ill. Human Rights Com'n, 233 Ill.2d 125 (Ill. 2009).

CROSS REF.: 2:260 (Uniform Grievance Procedure), 5:10 (Equal Employment Opportunity and Minority Recruitment), 7:20 (Harassment of Students Prohibited)

## Instruction

### Community Resource Persons and Volunteers

The School Board encourages the use of resource persons and volunteers to: (1) increase students' educational attainment, (2) provide enrichment experiences for students, (3) increase the effective utilization of staff time and skills, (4) give more individual attention to students, and (5) promote greater community involvement.

Resource persons and volunteers may be used:

1. For non-teaching duties not requiring instructional judgment or evaluation of students;
2. For supervising study halls, long distance teaching reception areas used incident to instructional programs transmitted by electronic media (such as computers, video, and audio), detention and discipline areas, **INCubator coach or mentor, INCubator Board of Advisors, field trip chaperones** and school-sponsored extracurricular activities;
3. To assist with academic programs under a certificated teacher's immediate supervision;
4. **To assist in times of violence or other traumatic incidents within the District by providing crisis intervention services to lessen the effects of emotional trauma on staff, students, and the community, provided the volunteer meets the qualifications established by the Ill. School Crisis Assistance Team Steering Committee.**
5. As a guest lecturer or resource person under a certificated teacher's direction and with the administration's approval; or
6. As supervisors, chaperones, or sponsors for non-academic school activities. The Superintendent shall follow Board policy 4:175, **Convicted Child Sex Offender; Screening Notifications**, to establish procedures for securing and screening resource persons and volunteers. A person who is a "sex offender," as defined by the Sex Offender Registration Act, or a "violent offender against youth," as defined in the Murderer and Violent Offender Against Youth Registration Act, is prohibited from being a resource person or volunteer.

LEGAL REF.: 105 ILCS 5/10-22.34, 5/10-22.34a, and 5/10-22.34b.  
7:20 ILCS 5/12C-50.1 Failure to Report Hazing  
730 ILCS 150/101 et seq. Sex Offender Community Notification Law, and  
730 ILCS 154/75 et seq. Murderer and Violent Offender Against Youth Community Notification Law.

CROSS REF.: 4:170 (Safety), 4:175 (Convicted Child Sex Offender; Screening Notifications)  
5:280 (Duties and Qualifications), 8:30 (Conduct on School Property), 8:95 (Parental Involvement)

## Instruction

### Curriculum Content

The curriculum shall contain instruction on subjects required by State statute or regulation as follows:

1. In kindergarten through grade 8, subjects offered may include: (a) language arts, (b) reading, (c) science, (d) mathematics, (e) social studies, (f) art, (g) music, and (h) drug and substance abuse prevention. A reading opportunity of 60 minutes per day will be promoted for all students in kindergarten through grade 3 whose reading levels are one grade level or more lower than their current grade level. **Before the completion of grade 5, students will be offered at least one unit of cursive instruction.**
2. In grades 9 through 12, subjects offered may include: (a) language arts, (b) writing intensive course, (c) science, (d) mathematics, (e) driver and safety education, (f) social studies including U.S. history, American government, and for students entering the 9<sup>th</sup> grade in the fall of 2016 and each year after it, one semester of civics. (a) foreign language, (b) music, (c) art, or (j) career/vocational education.

Students otherwise eligible to take a driver education course must receive a passing grade in at least eight courses during the previous two semesters before enrolling in the course. The Superintendent or designee may waive this requirement if he or she believes a waiver to be in the student's best interest. The course shall include; (a) classroom instruction on distracted driving as a major traffic safety issue, and (b) safety instruction concerning law enforcement procedures for traffic stops, including a demonstration of the proper actions to be taken during a traffic stop and appropriate interactions with law enforcement. Automobile safety instruction covering traffic regulations and highway safety must include instruction on the consequences of alcohol consumption and the operation of a motor vehicle. The eligibility requirements contained in State law for the receipt of a certificate of completion from the Secretary of State shall be provided to students in writing at the time of their registration.

3. In grades 7 through 12, as well as in interscholastic athletic programs, steroid abuse, prevention must be taught.
4. In kindergarten through grade 12, provided it can be funded by private grants or the federal government, violence prevention and conflict resolution must be stressed, including: (a) causes of conflict, (b) consequences of violent behavior, (c) non-violent resolution, and (d) relationships between drugs, alcohol, and violence.
5. In all grades, character education must be taught including respect, responsibility, fairness, caring, trustworthiness, and citizenship in order to raise students' honesty, kindness, justice, discipline, respect for others and moral courage.
6. In grades kindergarten through 12, age-appropriate internet safety must be taught, the scope of which shall be determined by the Superintendent or Designee. The curriculum must incorporate policy 6:235, *Access to Electronic Networks* and, at a minimum, include: (a) education about appropriate online behavior, (b) interacting with other individuals on social networking websites and in chat rooms, and (c) cyberbullying awareness and response.

In all grades, character education must be taught including respect, responsibility, fairness, caring, trustworthiness, and citizenship in order to raise students' honesty, kindness, justice, discipline, respect for others, and moral courage.

7. In all schools, citizenship values must be taught, including: (a) patriotism, (b) democratic principles of freedom, justice, and equality, (c) proper use and display of the American flag, (d) the Pledge of Allegiance, and (e) the voting process.
8. In all grades, physical education must be taught including a developmentally planned and sequential curriculum that fosters the development of movement skills, enhances health-related fitness, increases students' knowledge, offers direct opportunities to learn how to work cooperatively in a group setting, and encourages healthy habits and attitudes for a healthy lifestyle. Unless otherwise exempted, all students are required to engage in a physical education course with such frequency as **determined by the Board after recommendation from the Superintendent, but at a minimum of three days per five day week.** For exemptions and substitutions, see policies 6:310, *Credit for Alternative Courses and Programs, Course Substitution*, re-entering students and 7:260, *Exemption from Physical Education*.
9. In all schools, health education must be stressed, including: (a) proper nutrition, (b) physical fitness, (c) components necessary to develop a sound mind in a healthy body, and (d) dangers and avoidance of abduction, and (c) age-appropriate sexual abuse and assault awareness and prevention education in all grades. The Superintendent or Designee shall implement a comprehensive health education program in accordance with State law.
10. In grades 9 through 12, career/vocational education must be taught, including: (a) the importance of work, (b) the development of basic skills to enter the world of work and/or continue formal education, (c) good work habits and values, (d) the relationship between learning and work, and (e) if possible, a student work program that provides the student with work experience as an extension of the regular classroom. A career awareness and exploration program must be available at all grade levels.
11. In grades 9 through 12, consumer education must be taught, including: (a) financial literacy, including consumer debt and installment purchasing (including credit scoring, managing credit debt, and completing a loan application); budgeting; savings and investing; banking (including balancing a checkbook, opening a deposit account, and the use of interest rates); understanding simple contracts; State and federal income taxes; personal insurance policies; the comparison of prices; higher education student loans; identity-theft security; and homeownership (including the basic process of obtaining a mortgage and the concepts of fixed and adjustable rate mortgages, subprime loans, and predatory lending); and (b) the roles of consumers interacting with agriculture, business, labor unions and government in formulating and achieving the goals of the mixed free enterprise system.
12. In all schools, conservation of natural resources must be taught, including: (a) home ecology, (b) endangered species, (c) threats to the environment, and (d) the importance of the environment to life as we know it.
13. In all schools, United States history must be taught, including: (a) the principles of representative government, (b) the Constitutions of the U.S. and Illinois, (c) the role of the U.S. in world affairs, (d) the role of labor unions, and (e) the role and contributions of ethnic groups, including but not limited to, the African Americans, Albanians, Asian Americans, Bohemians, Czechs, French, Germans, Hispanics, Including the events related to the forceful removal and illegal deportation of Mexican-American U.S. citizens during the Great Depression, Hungarians, Irish, Italians, Lithuanians, Polish, Russians, Scots, and Slovaks in the history of this country and State.

In addition all schools shall hold an educational program on the United States Constitution on Constitution Day, each September 17, commemorating the September 17, 1787 signing of the Constitution. However, when September 17 falls on a Saturday, Sunday or holiday, Constitution Day shall be held during the preceding or following week.

14. In grade 7 and all high school courses concerning U.S. history or a combination of U.S. history and American government, students must view a Congressional Medal of Honor film made by the Congressional Medal of Honor Foundation, provided there is no cost for the film.
15. In all schools, the curriculum includes a unit of instruction on the Holocaust and crimes of genocide, including Nazi atrocities of 1933-1945, Armenian Genocide, the Famine-Genocide in Ukraine, and more recent atrocities in Cambodia, Bosnia, Rwanda, and Sudan.
16. In all schools, the curriculum includes a unit of instruction on the history, struggles, and contributions of women.
17. In all schools, the curriculum includes a unit of instruction on Black History, including the history of the African slave trade, slavery in America, and the vestiges of slavery in this country, as well as the struggles and contributions of African-Americans.
18. In all schools offering a secondary agricultural education program, courses as required by 105 ILCS 5/2-3.80.
19. In all schools, instruction during courses as determined by the Superintendent or Designee on disability history, awareness, and the disability rights movement.

LEGAL REF.: 5 ILCS 465/3 and 465/3a.  
 20 ILCS 2605/2605-480.  
 Public Law 108-447, Section 111 of Division J.  
 105 ILCS 5/2-3.80(e) and (f), 5/27-3, 5/27-3.5, 5/27-5, 5/27-6, 5/27-6.5, 5/27-7, 5/27-12, 5/27-12.1, 5/27-13.1, 5/27-13.2, 5/27-20.3, 5/27-20.4, 5/27-20.5, 5/27-21, 5/27-22, 5/27-23, 5/27-23.3, 5/27-23.4, 5/27-23.7, 5/27-24.2, 435/0.01 et seq., and 110/3.  
 625 ILCS 5/6-408.5.  
 23 Ill.Admin.Code §§1.420, 1.425, 1.430, and 1.440.  
 Consolidated Appropriations Act of 2005, Pub. L. No 108-447, Section III of Division J.  
 Protecting Children in the 21<sup>st</sup> Century Act, Pub. L. No. 110-385, Title II, 122 stat, 4096 (2008)  
 47 C.F.R. §54.520.

CROSS REF.: 6:20 (School Year Calendar and Day), 6:40 (Curriculum Development), 6:70 (Teaching About Religions), 6:235 (Access to Electronic Networks), 7:180 (Prevention of and Response to Bullying, Intimidation, and Harassment), 7:185 (Teen Dating Violence Prohibited), 7:190 (Student Behavior); 7:260 (Exemption from Physical Education)

***We would like to express our sincere appreciation to every volunteer who helps to make our district successful. The wealth of knowledge and passionate personality that each of you bring when you volunteer makes a difference to our children.***



## *Volunteer Handbook*



## TABLE OF CONTENTS

<u>Title</u>	<u>Page</u>
Welcome.....	3
Who Can Volunteer & Volunteer Qualities.....	4
Volunteer Program Goals & Rewards.....	5
Jobs Available to Volunteers.....	6
Your Responsibility As a Volunteer.....	7 & 8
Screening & Registration.....	9
Volunteer Safety & Conduct Guidelines.....	10 & 11
Mandated Reporter Guidelines.....	12
Guidelines for Safe Interaction with Students.....	13
Working Effectively with School Staff.....	14
Working with Students.....	15 & 16
What Should I do If.....	17
When Inappropriate Behavior Occurs.....	18
Drug/Alcohol Policy.....	19
Sexual Harassment Policy.....	20
Sexual Misconduct Policy.....	21 & 22
Acknowledgement Agreement & Receipt of Volunteer Handbook.....	23
Thank You.....	24

## Acknowledgement, Agreement & Receipt of Volunteer Handbook

The undersigned hereby acknowledges receipt of a copy of the Volunteer Handbook and Volunteer Information Form and Waiver of Liability 6:250-E of Board Policy.

---

Volunteer Signature

---

Witness Signature

## Sexual Misconduct Policy Continued

### Investigation & Confidentiality

All formal complaints will be given a full, impartial and timely investigation. During such investigation, while every effort will be made to protect the privacy rights of all parties, confidentiality cannot be guaranteed.

### Discipline

Any district employee or volunteer who is determined, after an investigation, to have engaged in sexual misconduct in violation of this policy will be subject to disciplinary action up to and including termination of employment. False accusations regarding sexual misconduct will not be tolerated, and any person knowingly making a false accusation will likewise be subject to disciplinary action up to and including discharge, with regard to employees or volunteers.

The district will discipline any individual who retaliates against any person who reports alleged sexual misconduct or who retaliates against any person who testifies, assists or participates in an investigation, a proceeding or a hearing relating to a sexual harassment complaint. Retaliation includes, but is not limited to, any form of intimidation, reprisal or harassment.

# Welcome

---

We would like to thank you for serving as a volunteer in Central School District 301. Your commitment and interest in the lives of the young people in our community are greatly appreciated.

Your assistance will help to enrich our students' experiences and help them to reach their full potential, while supporting our teachers and staff. The time that you spend volunteering with a young person impacts his or her self-esteem, behavior and academic achievement. Volunteers help build a strong foundation for our students as they continue their education and select a career path. Additionally, research published by Citizens Advice Bureau shows that volunteering boosts your own self-esteem, employability and health, specifically, mental health.

This handbook will help you make a smooth transition into your volunteer job. It will provide a plethora of information to guide you in this process.

Volunteering is evidence of strong community support. As a district, we feel privileged to enjoy such strong support. Your actions are a great example of the positive contributions individuals can make to public education.

Thank you for your service, it is truly appreciated!

## Who Can Volunteer?

We welcome and encourage anyone who cares about children and education to consider volunteering their time to our district. Volunteers may include parents, grandparents, neighbors, community members, relatives, business partners, etc. The school district utilizes volunteers in a variety of capacities including field trip chaperones, classroom helpers, INCubator (business entrepreneurship) program, special assemblies, committees, etc.

We encourage anyone interested in volunteering to contact the school district for more information.

## Volunteer Qualities

Our District looks for volunteers who:

- Are of good moral character and will serve as a positive role model for our students
- Have a positive personality and will get along with administration, staff members, students, and parents
- Possess the patience and understanding required to work with students
- Have a desire to motivate children and to help them succeed in school
- Are dependable and reliable

## Sexual Misconduct Policy

The school district will not tolerate and will seek to eradicate any behavior by its employees, volunteers, or others which constitutes sexual misconduct toward another employee, volunteer, or other. "Sexual misconduct" means any actual, attempted or alleged sexual molestation, assault, abuse, sexual exploitation or sexual injury. "Sexual misconduct" does not include "sexual harassment."

### Reporting Procedures and Designated Child Abuse Counselor

#### Employees and Volunteers:

Employees and volunteers are required to report any known or suspected incidents of sexual misconduct according to the Illinois mandatory reporting guidelines. They must also report to their direct supervisor, the district administrator or the Designated Child Abuse Counselor. If the report is made to the supervisor or district administrator, that individual shall immediately notify the Designated Child Abuse Counselor. If the person to whom an employee or volunteer is directed to report is the offending person, the report should be made to the next higher level of administration or supervision.

#### Children:

Each year, parents or legal guardians of children shall be advised of the contents of this Sexual Misconduct Policy and be instructed to report any incident of known or suspected sexual misconduct to a supervisor, the school administrator or the Designated Child Abuse Counselor, unless that individual is the offending person. If the complaint is made to the supervisor or the school administrator, that individual shall follow Illinois mandatory reporting policy and immediately notify the Designated Child Abuse Counselor.

## Sexual Harassment Policy

Central CUSD #301 shall provide an environment free of unwelcome sexual advances, requests for sexual favors, and other verbal or physical contact, or communications constituting sexual harassment as defined and otherwise prohibited by State and Federal Law.

District volunteers shall not make unwelcome sexual advances or request sexual favors or engage in any unwelcome conduct of a sexual nature when: (1) submission to such conduct is made either explicitly or implicitly a term or condition of an individual's ability to volunteer; (2) submission to or rejection of such conduct by an individual is used as the basis for volunteer decisions affecting such individual; or (3) such conduct has the purpose or effect of substantially interfering with an individual's work performance or creating an intimidating, hostile, or offensive working environment. Sexual harassment prohibited by this policy includes verbal or physical contact. The terms intimidating, hostile, or offensive include, but are not limited to, conduct that has the effect of humiliation, embarrassment, or discomfort. Sexual harassment will be evaluated in light of all circumstances. A violation of this policy may result in discipline, up to and including discharge.

Aggrieved persons, who feel comfortable doing so, should directly inform the person engaging in sexually harassing conduct or communication that such conduct or communication is offensive and must stop.

Volunteers should report claims of sexual harassment to any administrator and/or school board member. Volunteers may choose to report to a person of the same sex. Initiating a complaint of sexual harassment shall not adversely affect the complainant's employment or assignments.

There are no express time limits for initiating complaints and grievances under this policy; however, every effort should be made to file such complaints as soon as possible, while facts are known and potential witnesses are available.

## Volunteer Program Goals

- Assist teachers and staff in providing more individualized and enriching instruction to students.
- Increase the students' motivation for learning.
- Enrich the child(ren)'s experiences beyond what is normally available in schools through the unique resources that can be contributed by volunteers.
- Assist teachers with many non-teaching duties and tasks.
- Provide an opportunity for interested community members to participate effectively in school volunteer programs.
- Strengthen school-community relations through positive participation.
- Build an understanding of how schools work among the community, thus stimulating a large volume of involvement in the total educational process.

## Rewards of Volunteering

- Be given the opportunity to use your skills and talents.
- Gain a better understanding of how children learn.
- Know the work you are doing directly affects and impacts the quality of education for the children of our community.
- Have the opportunity to learn valuable new skills that you might utilize in future endeavors.

## Jobs Available to Volunteers

**INCubator Coaches** provide authentic business expertise in a specific area. They come into the classroom for a short period of time (ranging from 2 to 4 days) to provide students with real-world context for a specific curricular area. The coach and classroom teacher plan and present together. Curriculum is developed and provided to the coach.

**Mentors** are assigned to one INCubator team and follow them through the entire business process and provide students with feedback and encouragement. Generally, mentors will touch base with their team on a weekly basis.

**Board of Advisors** are community members who offer teams strategic evaluation and are decision makers regarding financial issues relevant to INCubator.

**School helpers** may work closely with building administration, teachers and staff, assisting in various projects, assisting in supervision for assemblies, reading to students, preparing instructional materials, etc.

**Chaperones** have the opportunity to enjoy many different types of activities as they accompany teachers and students on field trips. At times, chaperones may be required to pay an admission fee as a volunteer in order to attend the event as a chaperone.

**Committee workers** have the opportunity to participate in district-wide discussions and decisions relevant to a variety of topics.



## Drug and Alcohol Free Campus

**District 301 is a drug and alcohol-free workplace.**

- The unlawful manufacture, dispensing, use, sale, possession, distribution or transportation of drugs, controlled substances, or alcohol while on district premises or while performing work for the district are strictly prohibited and may result in discipline up to and including termination of assignment.
- Drugs and alcohol may not be brought, consumed, transported or stored on any district-owned or leased property (including vehicles).
- Any volunteer who is using prescription or over-the-counter drugs that may impair his/her ability to safely perform the job, or affect the safety or well being of others, must notify a supervisor of such use immediately before starting or resuming work.
- The district reserves the right to authorize searches for illegal drugs, alcohol, or contraband, including searches of lockers, desks, vehicles, or personal effects on the district's property.



## When Inappropriate Behavior Occurs

Remember that discipline is ultimately the teacher's responsibility; however, some suggestions may help when inappropriate behavior occurs:

- Follow the classroom rules and the teacher's lead in discipline matters. Only do what your teacher will allow you to do.
- Expect cooperation and indicate your confidence in the student that a behavior will improve or misbehavior will not occur.
- Remain calm and objective; control your own temper.
- Do not embarrass students in front of their peers.
- Speak in private about misbehavior. Avoid power struggles. Never threaten students.
- Do not punish an entire group because of the actions of one.

The goal of the volunteer program is to help students develop a positive self-image that will be strong enough for them to control their own behavior.

**As a volunteer, you must keep information you learn about students between yourself and your assigned supervisor. A misplaced comment can be devastating to a student, a family, and the school volunteer program. If you do have questions or concerns, talk with the building principal. Any volunteers that breach this confidentiality will be dismissed.**

## Your Responsibility as a Volunteer

As a volunteer, you are responsible for maintaining a professional attitude of mutual respect and confidence. Your cooperative attitude, expressed in the willingness to provide needed services, is deeply valued and appreciated.

### You should:

- Sign in and out of the building through the office
- Notify the school in case of an absence
- Be on time
- Wear your volunteer name tag while volunteering at school
- Practice the professional ethics of confidentiality (not discussing teachers, students or school affairs at any time)
- Be supportive and offer assistance under professional supervision and direction
- Be willing to have short conferences periodically with the teacher
- Set a good example of appearance and behavior for students
- Contact the principal if you are not satisfied with your placement or have any concerns
- Accept teachers' decisions not to utilize volunteers in their classroom



## Responsibility as a Volunteer Continued

### Remember

The principal has the basic responsibility for the volunteer program.

- The teacher or staff member has responsibility for content and technique of instruction and discipline procedures.
- It is important to identify yourself at school by signing in and wearing your name tag.

### Accentuate the Positive

Students who feel accepted and liked can learn and be successful in school. Here are some ways in which school volunteers are able to help students have those feelings:

- Learn the students' names
- Let the students know they are important
- Praise students for success
- Always be sincere and honest
- Listen carefully to what the students tell you
- Show genuine interest in each student
- Accept the students as individuals

## What Should I Do If...

**A student is injured:** No matter how minor the injury is, you should immediately notify a teacher or staff member in charge. Do not attempt to administer any type of first aid.

**A student becomes ill:** If a student complains of not feeling well, you should notify the teacher or staff member in charge immediately. You should never administer any form of medication to the student.

**You are asked to take the class alone:** Because you are not a paid school employee, you are not legally permitted to supervise a class alone. If the teacher *must* leave the room, arrangements should be made to have a paid staff member present.

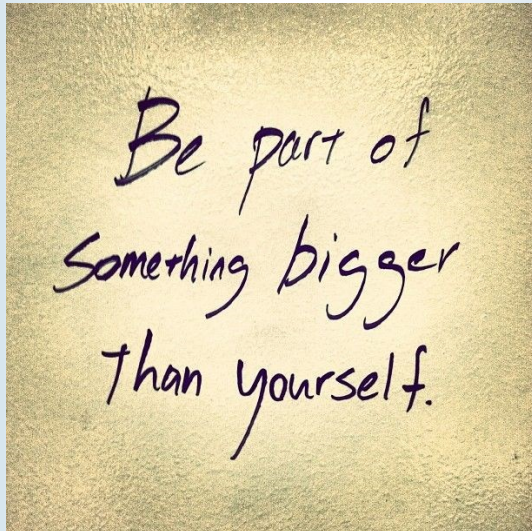
**Someone asks to see a student:** If any person asks to speak to or take a student, you must direct that individual to the teacher or staff member. Under no circumstances should you grant such a request.

**A problem arises with your supervisor:** If you should encounter any type of problem with your role, please discuss it with the school principal.

**Someone asks you how a student is doing?** As it becomes known that you are working in the school, you may be asked questions concerning specific students. If a parent or friend inquires as to the student's progress, you should say, "I enjoy working with students, but cannot discuss information regarding any specific student."

## Working with Students Continued

- Do not leave a student or small group of students without supervision.
- Positive encouragement goes a long way in helping students. If you would like to bring extra incentives, please discuss the use of them in advance with the classroom teacher.



## Screening & Registration

Any person interested in volunteering with the district must complete the entire application process including background and reference checks. Our first concern is always for the safety and well-being of our students; therefore, we have developed a detailed process for approving volunteers. The following elements will be checked for each individual interested in volunteering with the school district:

- State and Federal Sex Offender Databases
- Child Murderer and Violent Offender against Youth Database

Upon verification of these two systems, approval will be given for you to begin your volunteer service with our district.



## Volunteer Safety and Conduct Guidelines

These guidelines have been developed to provide our students with a safe learning environment as well as to protect our volunteers.

**Open Door Rule:** While working with students, volunteers should be in the open where others can see them. It is important to be visible at all times.

**Student Discipline:** Volunteers should not take any disciplinary action. This is the teacher's responsibility. However, volunteers should make the teacher aware of any misbehavior.

**Dismissal of Students:** Volunteers may never dismiss a student from school. Under no circumstances may a volunteer take a student off campus. Volunteers may not walk or drive a student to their home unless the child's parent has notified the school office in advance and given written permission for the volunteer to do so.

**Dress & Behavior:** Volunteers are required to take the lead from the professional staff and dress appropriately for the job they are doing.

**Reporting an Absence:** Please notify the school office as soon as possible if you are not able to come at your regularly scheduled time. The teacher(s) are planning on you being at school during the specific times you agreed to. Please be on time for your assignment and make every effort to maintain consistent and regular attendance.

**Tobacco Free Policy:** We are tobacco free on all District grounds.

**Medication Administration:** A volunteer should never administer medication to a student. Please have the student report to the school nurse or office.

## Working with Students

- Call students by name.
- Observe techniques used by the teacher and model them when working with students.
- Accept children as they are even though their background, values, vocabulary, and aspirations may be different from your own.
- Encourage and praise students to make them feel good about themselves even when they are having difficulty. Let them know that you care and praise them for even the smallest success.
- Encourage students to do their own thinking. Give them plenty of time to answer your questions. Beware of the student who may try to get you to do their work for them.
- It is okay to admit that you do not know the answer or that you do not know what to do. Work on finding answers together or ask the teacher for assistance.
- Always be consistent with the teacher's rules for behavior. Do not allow students to do things that the teacher would not allow. Make sure the students with whom you are working do not disturb others.
- Reinforce good behavior by letting them know how proud you are and that you appreciate their effort.
- Keep students on task so that they can learn as much as possible in the short amount of time that they spend with you. Avoid letting one or more students get you off-track for long periods of time.

## Working Effectively with School Staff

The staff appreciate your willingness to be part of the educational team in the school district. They will come to depend upon your assistance. The following tips will help you as you begin your work with our staff:

- Let the staff know the jobs you are interested in and what your special skills are so they can utilize your talents.
- If you have never volunteered in a school before, there are many new and exciting things to learn. Some staff members have never worked with volunteers before. This will be a new experience for them as they learn how to utilize volunteers.
- The staff often relies on volunteers to complete many of the “routine” jobs such as preparing learning aids and organizing materials. This allows teachers to spend more time with students or plan their instruction.
- Make sure you know exactly how the teacher wants the job done. If you are not sure, ask for clear directions and/or demonstration of how the task is to be performed.
- Be willing to try new tasks assigned by the staff, but only do as much as fits your schedule and interests.
- Come when you say you will come, if at all possible. Give the staff plenty of notice when you won't be available at your scheduled time.

## Volunteer Safety and Conduct Guidelines Continued

**Confidentiality:** It is important that matters relating to the students you are working with, information relayed by teachers concerning the students, all school records and any related instances be kept confidential at all times. Names, instances and conversations should not be repeated to anyone who is not directly involved.

**Emergency Action Plan:** Volunteers should be familiar with the emergency routines for the specific rooms/buildings in which they will be working. These should be posted in each of the classrooms. Please make sure to check with the building principal for the details.



## Mandated Reporter Guidelines

**Any volunteer who suspects or receives knowledge that a student may be an abused or neglected child shall immediately report such a case to the Illinois Department of Children and Family Services. The volunteer shall also promptly notify the school administrator that a report has been made.**

All volunteers shall sign the “Acknowledgement of Mandated Reporter Status” form provided by the Illinois Department of Child and Family Services to be kept on file with the district. The school district shall provide staff development opportunities for all school personnel working with students in the detection, reporting, and prevention of child abuse and neglect.



## Guidelines for Safe Interaction with Students

All interaction with students, staff and volunteers should be professional and focused on teaching and learning. The following guidelines are provided for the protection of everyone involved.

### Physical Contact with Students

The school district asks that you avoid physical contact with students. Volunteers should be sensitive to a student’s personal space and respect that space.

- Do not make sexist or sexual comments and avoid innuendoes
- Talk to and treat all students in the same manner
- Avoid being alone with students
- If alone with a student, be in a visible and open location
- Do not spend too much time with one student or group of students
- Maintain appropriate boundaries between adult and student
- If you notice a student developing a personal interest, please notify the principal immediately
- Do not provide your personal address, email or cell phone number to any student and do not ask for the address, email or phone number of any student . Do not offer or agree to transport any student
- Do not engage in private tutoring sessions outside of the school building.

### INCubator ONLY

- A district issued email will be provided for communication purposes for INCubator program.
- Texting is an approved method to communicate provided that there is foreknowledge, understanding, and appropriate contact information exchanged between teacher, parents, volunteer and students. Texts should include the team/group and not be used to communicating one-to-one.
- If meeting with students during hours outside of school operation but still on school grounds, please establish the time with the teacher.



## MEMORANDUM

FROM: Steve Diversey, Athletic/Activities Director

TO: District 301 Board of Education

DATE: 7/25/18

RE: APPROVAL OF TWO OVERNIGHT TRIPS FOR CHS CROSS COUNTRY TEAMS

---

I am requesting the approval of two overnight trips for the Central High School Cross Country Teams for the 2018-2019 fall season.

- On September 7-8, 2018, the teams will attend the First to the Finish Cross Country Invitational at Detweiller Park in Peoria, IL.
- On September 21-22, 2018, the teams will attend the Lourdes Academy Cross Country Invitational at Lake Breeze Golf Course in Winneconne, WI.
- The team fundraiser will fund these trips; the individual team members will pay additional funds.
- Attached you will find the itineraries.

Thank you for your support of Central High School Athletics and Activities.

**Wisconsin Interscholastic Athletic Association  
Stevens Point, Wisconsin  
CONTEST CONTRACT**

<b>Type of Contest:</b> Cross Country Invitational	<b>Date</b>	<b>Time</b>	<b>Level</b>	<b>Location</b>
<b>Opponent:</b> Burlington Central	Sat 09-22-18		High School	Lake Breeze Golf Club
<b>Other schools invited:</b> Appleton West, Ashwaubenon, Assumption, Chilton, DC Everest, Deerfield, Fond du Lac, Freedom, Johnson Creek, Kenosha Christian Life, Kohler, Laconia, Little Chute, Living Word Lutheran, Marathon, Menasha, New Berlin West, New London, North Fond du Lac, Oshkosh West, Peshtigo, Pulaski, Rosholt, Sheboygan Falls, St. Mary's Springs Academy, Stevens Point Area, Valley Christian School, Verona Area, Waukesha North, Wautoma, Whitefish Bay, Winneconne, Xavier				

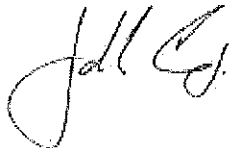
- Rules as set forth in the **WIAA HANDBOOK** shall be followed.
- All games to be played under the following stipulations:
  - The suspension or termination of its membership in the state association by either of the parties to this contract shall render this contract null and void.
  - The rules of the Wisconsin Interscholastic Athletic Association are a part of this contract. This includes the use of the required number of properly licensed officials.

Financial terms:  
**Burlington Central will bring their HS teams in 2018. Entry fee is \$100 per gender.**

  - Race Schedule: 10am - JV Boys, 10:40am - JV Girls, 11:20am - V Boys, Noon - V Girls**  
Event Fees \$ **200.00**
- That in case this contract is broken by either party, said party shall forfeit the sum of \$150.00 or a different agreed upon sum as indicated here \$ \_\_\_\_\_, to the offended party. (Contract violation may also subject a school to WIAA discipline.)
- That this contract is null and void unless signed and returned within \_ days after it is received.
- In the event unavoidable circumstances make it necessary, this contract may be cancelled (postponed) by either school provided that proper advance notice of such is received by the opposing school's administration.

For **Lourdes Academy** \_\_\_\_\_

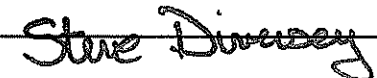
**Kyle Schleis** \_\_\_\_\_  
Principal



**Kevin Wopat** \_\_\_\_\_  
Athletic Director

Date **11-14-17**

For **Burlington Central** \_\_\_\_\_

 \_\_\_\_\_  
Principal

**Steve Diversey** \_\_\_\_\_  
Athletic Director

Date

11-30-17 A2000  
MASTER  
DATE FAXED 8/17



Illinois High School Association  
Contract for Interscholastic Athletic Contests

PE  
SCHOOL



1615 N. North Street  
Peoria, IL 61604

D 9/12/17

ate:

This contract is made and subscribed to by the Principals and Coaches or Athletic Directors with

**Peoria High School**  
**First to the Finish CC Invite**

**Detweiller Park**  
**Peoria, IL**

**309-672-6630 Ext. 40108**  
**Fax 309-672-6629**

for **2** contest in **First to the Finish CC Invitational** to be played as follows:

YEAR 1

**Peoria, IL** **Detweiller Park** **9-8-2018** **Saturday 9 AM**

YEAR 2

**Peoria, IL** **Detweiller Park** **9-14-2019** **Saturday 9 AM**

Circle One:	A Girls 9:00	A Boys 9:40	Unlimited Entries
	AA Girls 10:20	AA Boys 11:00	Limit of 10 Entries
	Open Girls 11:40	Open Boys 12:20	Unlimited Entries
	AAA Girls 1:00	AAA Boys 1:40	Limit of 10 Entries
Team Trophies to Top 5. Individual Medals to Top 50 in each race.			

The By-laws of the IHSA are part of this contract. The suspension or termination of its membership in the IHSA by either of the contracting parties shall render this contract null and void.

Financial Terms:

MAIL PAYMENT TO: PEORIA HIGH SCHOOL

\$250 w) over 70 total entries

→ \$225 w) over 40 total entries ← PO# 51900049

\$200 both boys AND girls w) less than 40 total entries

\$150 girls ONLY w) less than 40 total entries

\$150 boys ONLY w) less than 40 total entries

\$30 per individual

1615 N. North Street  
Peoria, IL 61604

11-30-17 A2000  
/ MASTER  
DATE FAXED BACK

Signed:

**Dr. Annette Coleman**

Principal

**Brien M. Dunphy**

Athletic Director/Race Director

Peoria High

School

**Steve Dimasey**

Athletic Director/Principal

Athletic Director

**Central**

School

**Peoria High School**  
"The Pride of the City"  
1615 N. North St.  
Peoria, IL 61604  
Phone (309) 672-6630  
Fax (309) 672-6629

**31st Annual First to the Finish Cross Country Invitational**

Host: Peoria High School  
September 8, 2018 at Detweiller Park in Peoria, Illinois.  
**NFHS Sanctioned**

ROSTERS: Register online at: <http://endresultcompany.com/xc/>

**Submit rosters before NOON on Tuesday, September 4<sup>th</sup> in order to participate.**

**MONDAY IS LABOR DAY, SO PLAN ACCORDINGLY.**

Register all participants, but no need to designate the race in which they will run.

RACES	ENTRIES	TIME	AWARDS	
			Individual	Team
Girls A	Unlimited	9:00 AM	50	5
Boys A	Unlimited	9:40 AM	50	5
Girls AA	Limit 10	10:20 AM	50	5
Boys AA	Limit 10	11:00 AM	50	5
Girls OPEN	Unlimited	11:40 AM	50	
Boys OPEN	Unlimited	12:20 AM	50	
Girls AAA	Limit 10	1:00 PM	50	5
Boys AAA	Limit 10	1:40 PM	50	5

RESULTS: Results will be posted following each race. Results also sent electronically.

**All races will be on a 3.0 mile course at Detweiller Park.**

**T-shirts will be available. Visit Mike and First to the Finish!!**

**Be prepared for hot weather. Bring ice and fluids.**

**Concession stands will be available. Support Peoria High Cheerleaders.**

COACHES MAY PICK UP AWARDS AFTER EACH RACE IS POSTED.  
THERE WILL BE NO AWARD CEREMONY.

**Thank you for running with the Lions. We want you to return year after year.**

Brien Dunphy, Meet Director  
brien.dunphy@psd150.org  
Phone: (309) 672-6630 ext. 40108  
My favorite day of the year!!

**We do not strive to be the biggest race. We work to be the BEST race.**

## MEMORANDUM

**TO:** DISTRICT 301 BOARD OF EDUCATION  
**FROM:** DR. TODD STIRN, SUPERINTENDENT  
**SUBJECT:** TRAVEL REIMBURSEMENT GUIDELINES  
**DATE:** 8/20/18

---

To comply with the Public Act 099-0604 Local Government Travel Expense Control Act the Board must establish a maximum allowable reimbursement amount for expenses to be included in the resolution. The approved amounts will be reviewed and adjusted by the Board with each annual budget or when necessary. All reimbursement requests that exceed the maximum allowable reimbursement amount must be approved by a roll call vote at an open Board meeting.

### **Reimbursement Amounts:**

**Registration:** When possible registration will be paid for in advance. The maximum allowable reimbursement for lodging will be at the conference rate or \$350.00 per night whichever is less.

**Meals:** The individual daily rate will not exceed \$100.00. Expenses for alcoholic beverages will not be reimbursed.

**Airfare:** When possible airfare will be paid in advance at the actual cost for travel. First class tickets are not reimbursable.

**Rail:** When possible rail fares will be paid in advance at the actual cost for travel.

**Personal Auto:** Reimbursement for use of a personal automobile is based on the current IRS mileage rate.

**Miscellaneous Transportation:** Miscellaneous transportation costs for taxi, bus, subway, metro, ferry and other modes of transportation will be reimbursed with a receipt for record keeping.

**Business Expenses:** Business expenses including faxes, photocopies, internet charges, business telephone calls and parking expenses will be reimbursed with a receipt for record keeping.



## *Mid-Valley Special Education Cooperative*

---

### CLASSROOM USE AGREEMENT

This Classroom Use Agreement (“Agreement”) is made and entered into this 1<sup>st</sup> day of July, 2018, by and between the Board of Education of School District No. 301 (“hereinafter referred to as the ‘District’”) and Mid-Valley Special Education Cooperative, a special education joint agreement (“hereinafter referred to as “Mid-Valley”).

**WHEREAS**, District has declared that the classroom(s) identified on Exhibit A are unnecessary for school purposes and will not be needed by the District during the proposed term of this Agreement; and

**WHEREAS**, the District has determined that the proposed use of the classroom(s) identified on Exhibit A serves the interest of the community and that it is the best interest of the District to enter into this Agreement; and

**WHEREAS**, Mid-Valley has a need for additional classroom space to serve the needs of the special education students educated through the Mid-Valley Special Education Cooperative;

**NOW, THEREFORE**, in consideration of the mutual covenants and agreements contained herein, the parties agree as follows:

1. **Authority.** This lease is being entered into pursuant to the provisions of the *School Code*. The District hereby represents and warrants that it has full authority to enter into this Agreement and be bound by its terms.
2. **Classroom Use.** For the period of July 1, 2018 through June 30, 2019, the District leases to Mid-Valley and Mid-Valley hereby leases from the District classrooms as per Exhibit A.
3. **Term.** This Agreement shall remain in full force and effect from July 1, 2018 through June 30, 2019.

4. **Responsibilities of the District.**

1. The District shall provide all services and utilities including custodial and maintenance services and supplies that may be necessary to maintain the classrooms identified on Exhibit A in normal, habitable condition for classroom instructional purposes and delivery of related services.
2. The District shall ensure that the classrooms are furnished in a manner consistent with other classrooms in the school which may include desks and chairs for students and teachers, tables, book cases, file cabinets, storage cabinets, and window coverings.
3. The District shall provide customary audio visual equipment, computer hardware and software, internet access, copy machine facilities and telephone lines and usage to support the instructional activities and delivery of related services in the classrooms identified above.
4. The District shall provide administrative assistance in emergencies and guidance on general building policies and procedures necessary to support the instructional activities and delivery of related services in the classrooms identified above.
5. The District shall provide all other supports and services, set forth in the Principal's Guide for Hosting a Mid-Valley Program, attached hereto, and incorporated herein as Exhibit B.
6. The District shall keep in force at all times during the Agreement general liability broad form insurance, occurrence based insurance including property damage, bodily injury, personal injury, contractual liability and other usual broad form liability endorsements.

5. **Responsibilities of Mid-Valley**

1. Mid-Valley shall pay to the District the sum of \$9,744.00 per year in installments as follows: One half in January, 2019; One half in June, 2019.
2. Mid-Valley shall employ the certified staff, substitute staff, paraprofessionals and related services professionals necessary to provide the special education and related services to the students placed in the classrooms.
3. Mid-Valley shall assume the responsibilities set forth in the Principal's Guide for Hosting a Mid-Valley Program attached hereto and incorporated herein as Exhibit B.
4. Mid-Valley shall maintain Illinois Worker's Compensation and Occupational Disease Act coverage as well as Employer Liability Coverage for all Mid-Valley employees assigned to work in the classrooms identified above.

6. **Indemnification.** To the fullest extent permitted by law, Mid-Valley shall indemnify and hold harmless the District from and against all claims, damages, losses and expenses for personal injury or property damage, including but not limited to attorney's fees (including the expenses of investigation, settlement and/or litigation) arising out of or resulting from Mid-Valley's negligent, reckless or willful misconduct. Mid-Valley's indemnification and hold harmless obligation shall survive the termination of this Agreement. To the fullest extent permitted by law, the District shall indemnify and hold harmless Mid-Valley from and against all claims, damages, losses and expenses for personal injury or property damage, including but not limited to attorney's fees (including the expenses of investigation, settlement and/or litigation) arising out of or resulting from the District's negligent, reckless or willful misconduct. The District's indemnification and hold harmless obligation shall survive the termination of this Agreement.

7. **Notice.** All notices and demands required hereunder shall be in writing and shall be deemed to have been given or made when delivered personally when mailed by registered or certified mail, postage prepaid, return receipt requested addressed as follows:

If to District: Dr. Todd Stirn  
Superintendent  
Central CUSD 301  
275 South St.  
Burlington, IL 60109

If to Mid-Valley: Dr. Marianne Fidishin  
Executive Director  
Mid-Valley Special Education Cooperative  
1304 Ronzheimer Avenue  
St. Charles, IL 60174

or such other address or addresses that shall be designated in writing from time to time by either party.

8. **Modification.** The terms of this Agreement may be modified only by written mutual agreement by the parties.

**IN WITNESS WHEREOF**, the parties hereinto have caused this Agreement to be executed by the duly authorized officials as of the date set forth above.

BOARD OF EDUCATION OF CENTRAL  
SCHOOL DISTRICT 301

THE ADVISORY BOARD OF THE  
MID-VALLEY SPECIAL EDUCATION  
COOPERATIVE

By: \_\_\_\_\_  
President

By:   
Chairperson

Approved: \_\_\_\_\_  
Secretary

Attest:   
Secretary

Date: \_\_\_\_\_

Date: 8/1/18

**EXHIBIT A**

**Mid-Valley Special Education Cooperative**

Central CUSD 301  
Classroom Use Agreement

<b>Mid-Valley Room Rental FY18-19</b>	<b>Rental FY18-19</b>						
<b>Rent is paid at the rate of \$6.00 per square feet</b>							
<b>DISTRICT</b>	<b>SCHOOL/ROOM</b>	<b>PROGRAM</b>	<b>SQ. FT.</b>	<b>RENT</b>	<b>PAY TO DISTRICT</b>	<b>JAN 2019 PAY</b>	<b>JUNE 2019 PAY</b>
<b>Central D301</b>	Prairie Knolls MS 168	ELS	812	\$ 4,872.00	\$ 4,872.00	\$ 2,436.00	\$ 2,436.00
<b>Central D301</b>	Prairie Knolls MS	ELS	812	\$ 4,872.00	\$ 4,872.00	\$ 2,436.00	\$ 2,436.00
<b>TOTAL</b>				<b>\$ 9,744.00</b>	<b>\$ 9,744.00</b>	<b>\$ 4,872.00</b>	<b>\$ 4,872.00</b>

## MEMORANDUM

TO: Dr. Todd Stirn, Superintendent and Board of Education  
FROM: Daina Pflug, Business Manager  
DATE: August 20, 2018  
RE: FY19 Tentative Budget

---

Attached is the tentative budget for FY19. Listed below are some key points:

1. The budget is balanced in all funds with the exception of the O&M Fund and the Tort Fund. In these funds we have intentionally reduced the tax rate to decrease revenues since we have fund balances that approximate a year's expenditures.
2. Revenues remain consistent with FY18 values relating to the Evidence Based Model and categorical payments.
3. EAV has been increasing since 2015. We are projecting an increase in 2018.
4. The tax rate declined \$.65 in the 2017 levy and we are predicting another decline in the 2018 levy.
5. Expenditures in most areas increased approximately 4-6% with the exception for our various capital projects.

**CENTRAL COMM UNIT SCHOOL DISTRICT 301**  
**BUDGET 2018-2019**

ACCOUNT NUMBER	DESCRIPTION	2018-2019 TENTATIVE BUDGET	2017-2018 FINAL BUDGET	2017-2018 ACTUAL (UNAUDITED)	2017-2018 BUDGET vs ACTUAL
<b>EDUCATION FUND (FUND 10)</b>					
<b>REVENUE FROM LOCAL SOURCES</b>					
10R000 1110 0000 00 000000	TAXES, EARLY	13,704,536.00	13,171,696.00	13,417,998.81	1.87%
10R001 1110 0000 00 000000	TAXES, BUDGET YEAR	12,804,331.00	12,722,196.00	12,886,860.63	1.29%
10R000 1140 0000 00 000000	SPECIAL ED, EARLY	2,805,771.00	2,634,339.00	2,688,668.43	2.06%
10R001 1140 0000 00 000000	SPECIAL ED, BUDGET YEAR	2,565,714.00	2,375,589.00	2,374,814.55	-0.03%
10R001 1510 0000 00 000000	INTEREST - SWEEP ACCOUNT	110,000.00	30,000.00	98,245.41	227.48%
10R003 1510 0000 00 000000	INTEREST - DISTRIBUTION ON TAXES	1,000.00	100.00	1,081.78	981.78%
10R002 1611 0000 00 000000	CHS LUNCH, STUDENTS	340,000.00	340,000.00	328,386.69	-3.42%
10R003 1611 0000 00 000000	CMS LUNCH, STUDENTS	70,000.00	59,000.00	71,594.69	21.35%
10R004 1611 0000 00 000000	HBT LUNCH, STUDENTS	70,000.00	67,000.00	73,314.30	9.42%
10R005 1611 0000 00 000000	LL LUNCH, STUDENTS	32,000.00	27,000.00	31,191.54	15.52%
10R008 1611 0000 00 000000	PV LUNCH, STUDENTS	95,000.00	90,000.00	96,103.26	6.78%
10R010 1611 0000 00 000000	CT LUNCH, STUDENTS	85,000.00	85,000.00	83,486.18	-1.78%
10R011 1611 0000 00 000000	PKMS LUNCH, STUDENTS	165,000.00	168,000.00	164,036.51	-2.36%
10R002 1620 0000 00 000000	CHS LUNCH, ADULTS	11,000.00	10,000.00	10,346.60	3.47%
10R003 1620 0000 00 000000	CMS LUNCH, ADULTS	1,000.00	1,000.00	919.10	-8.09%
10R004 1620 0000 00 000000	HBT LUNCH, ADULTS	750.00	750.00	701.85	-6.42%
10R005 1620 0000 00 000000	LL LUNCH, ADULTS	100.00	100.00	13.50	-86.50%
10R008 1620 0000 00 000000	PV LUNCH, ADULTS	100.00	300.00	96.70	-67.77%
10R010 1620 0000 00 000000	CT LUNCH, ADULTS	250.00	350.00	249.80	-28.63%
10R011 1620 0000 00 000000	PKMS LUNCH, ADULTS	2,000.00	2,000.00	1,785.85	-10.71%
10R000 1711 0000 00 000000	ATHLETIC ADMISSION	25,000.00	35,000.00	17,429.35	-50.20%
10R000 1720 0000 00 000000	ATHLETIC PARTICIPATION FEE	120,000.00	110,000.00	115,439.00	4.94%
10R002 1720 0000 00 000000	OTHER FEES-CHS	50,000.00	70,000.00	37,099.24	-47.00%
10R003 1720 0000 00 000000	OTHER FEES-CMS	20,000.00	20,000.00	8,986.56	-55.07%
10R004 1720 0000 00 000000	OTHER FEES-HBT	13,000.00	13,000.00	11,097.83	-14.63%
10R005 1720 0000 00 000000	OTHER FEES-LL	12,000.00	12,000.00	10,592.17	-11.73%
10R008 1720 0000 00 000000	OTHER FEES-PV	20,000.00	22,500.00	16,127.10	-28.32%
10R010 1720 0000 00 000000	OTHER FEES-CT	15,000.00	15,000.00	14,613.12	-2.58%
10R011 1720 0000 00 000000	OTHER FEES-PKMS	28,000.00	26,500.00	28,191.67	6.38%
10R000 1721 0000 00 000000	OTHER FEES-CHS ATHLETICS	60,000.00	50,000.00	59,500.06	19.00%
10R000 1811 0000 00 000000	TEXTBOOK INCOME	650,000.00	625,000.00	649,845.60	3.98%
10R000 1830 0000 00 000000	TECHNOLOGY FEES	310,000.00	305,000.00	308,785.93	1.24%
10R000 1930 0000 00 000000	TRANSITION FEES	125,000.00	100,000.00	138,597.94	38.60%
10R000 1950 0000 00 000000	REFUND OF PRIOR YEAR EXPENDITURES	75,000.00	50,000.00	165,011.61	230.02%
10R000 1970 0000 00 000000	DRIVERS ED B-T-W	52,000.00	52,000.00	49,778.75	-4.27%
10R000 1991 0000 00 000000	MID VALLEY REIMBURSEMENT	200,000.00	150,000.00	231,566.35	54.38%
10R000 1999 0000 00 000000	OTHER LOCAL REVENUE	75,000.00	20,000.00	107,264.85	436.32%
10R002 1999 0000 00 000000	CAREER TECH REVENUE	60,000.00	0.00	0.00	0.00%
	<b>TOTAL REVENUE FROM LOCAL SOURCES</b>	<b>34,773,552.00</b>	<b>33,460,420.00</b>	<b>34,299,823.31</b>	<b>2.51%</b>
<b>REVENUE FROM STATE SOURCES</b>					
10R000 3001 0000 00 000000	EVIDENCE-BASED FUNDING	6,608,684.00	6,328,638.00	6,421,929.48	1.47%
10R000 3100 0000 00 000000	SPECIAL ED - PRIVATE FACILITY	436,400.00	274,100.00	335,341.98	22.34%
10R000 3105 0000 00 000000	FUNDING FOR CHILDREN/SP ED SERVICES	0.00	232,750.00	232,500.40	-0.11%
10R000 3110 0000 00 000000	SPECIAL ED - PERSONNEL	0.00	277,564.00	277,565.00	0.00%
10R000 3120 0000 00 000000	SPECIAL ED - ORPHANAGE	3,200.00	0.00	0.00	0.00%
10R000 3145 0000 00 000000	SPECIAL ED - SUMMER SCHOOL	0.00	0.00	6,869.63	0.00%
10R000 3220 0000 00 000000	CAREER & TECHNICAL EDUCATION	26,975.00	31,283.00	17,057.00	-45.48%
10R000 3235 0000 00 000000	CTE AGRICULTURE EDUCATION	5,700.00	1,863.00	3,771.00	102.42%
10R000 3305 0000 00 000000	TPI & TBE - BILINGUAL EDUCATION	90,000.00	46,394.00	71,425.65	53.95%
10R000 3360 0000 00 000000	STATE FREE LUNCH	2,000.00	1,200.00	2,089.60	74.13%
10R000 3370 0000 00 000000	DRIVER'S ED	54,000.00	43,000.00	51,445.21	19.64%
10R000 3998 0000 00 000000	TRS-ON BEHALF PAYMENTS	16,500,000.00	16,500,000.00	16,500,000.00	0.00%
10R001 3999 0000 00 000000	LIBRARY GRANT	3,000.00	2,600.00	5,359.40	106.13%
	<b>TOTAL REVENUE FROM STATE SOURCES</b>	<b>23,729,959.00</b>	<b>23,739,392.00</b>	<b>23,925,354.35</b>	<b>0.78%</b>
<b>REVENUE FROM FEDERAL SOURCES</b>					
10R000 4210 0000 00 000000	NATIONAL SCHOOL LUNCH PROGRAM	235,000.00	210,000.00	235,632.09	12.21%
10R000 4300 0000 00 000000	TITLE I LOW INCOME	300,000.00	219,274.00	301,780.00	37.63%
10R000 4600 0000 00 000000	IDEA PRESCHOOL FLOW THROUGH	5,590.00	4,855.00	3,856.79	-20.56%
10R000 4620 0000 00 000000	IDEA FLOW THROUGH	688,670.00	646,253.00	872,842.92	35.06%
10R000 4625 0000 00 000000	IDEA FLOW THROUGH ROOM & BOARD	35,000.00	29,000.00	34,064.21	17.46%
10R000 4745 0000 00 000000	CARL PERKINS	22,550.00	22,411.00	49,928.00	122.78%
10R000 4909 0000 00 000000	TITLE III ELL-TBE/TPI LIPLEPS	27,250.00	24,618.00	18,822.00	-23.54%
10R000 4932 0000 00 000000	TITLE II-TEACHER QUALITY	83,500.00	83,507.00	73,941.00	-11.46%

**CENTRAL COMM UNIT SCHOOL DISTRICT 301**  
**BUDGET 2018-2019**

ACCOUNT NUMBER	DESCRIPTION	2018-2019 TENTATIVE BUDGET	2017-2018 FINAL BUDGET	2017-2018 ACTUAL (UNAUDITED)	2017-2018 BUDGET vs ACTUAL
10R000 4991 0000 00 000000	MEDICAID MATCHING FUNDS-ADMIN OUTREACH	75,000.00	40,000.00	75,391.93	88.48%
10R000 4992 0000 00 000000	MEDICAID MATCHING FUNDS-FEE FOR SERVICE	75,000.00	55,000.00	75,516.90	37.30%
10R000 4999 0000 00 000000	TITLE IV	0.00	10,000.00	0.00	-100.00%
<b>TOTAL</b>	<b>REVENUE FROM FEDERAL SOURCES</b>	<b>1,547,560.00</b>	<b>1,344,918.00</b>	<b>1,741,775.84</b>	<b>29.51%</b>
<b>TOTAL</b>	<b>REVENUE FROM ALL SOURCES</b>	<b>60,051,071.00</b>	<b>58,544,730.00</b>	<b>59,966,953.50</b>	<b>2.43%</b>
<b>TOTAL</b>	<b>REVENUE FROM ALL SOURCES W/O TRS ON BEHALF</b>	<b>43,551,071.00</b>	<b>42,044,730.00</b>	<b>43,466,953.50</b>	<b>3.38%</b>
10R001 7130 6600 00 000000	PERMANENT TRANSFER FROM TRANSP	0.00	0.00	0.00	0.00%
<b>TOTAL</b>	<b>PERMANENT TRANSFER FROM TRANSP</b>	<b>0.00</b>	<b>0.00</b>	<b>0.00</b>	<b>0.00%</b>
<b>GRAND TOTAL</b>	<b>REVENUE FROM ALL SOURCES WITH TRANSFERS</b>	<b>60,051,071.00</b>	<b>58,544,730.00</b>	<b>59,966,953.50</b>	<b>2.43%</b>
<b>NON-CATEGORICAL DISTRICT WIDE PROGRAMS</b>					
10E001 1100 1130 00 000000	COMMITTEE STIPENDS	18,500.00	18,000.00	12,700.00	-29.44%
10E001 1100 1220 00 000000	TEACHER SUBSTITUTES	350,000.00	275,000.00	345,621.50	25.68%
10E001 1100 1225 00 000000	CONTRACTUAL OTHER	221,785.00	0.00	0.00	0.00%
10E001 1100 1240 00 000000	ENROLLMENT/ADA PARA SUBS	4,000.00	4,000.00	0.00	-100.00%
10E001 1100 1260 00 000000	NEW TEACHER ORIENTATION	15,000.00	15,000.00	13,117.79	-12.55%
10E001 1100 1350 00 000000	CLASSROOM MOVE PAYMENTS	1,000.00	1,000.00	800.00	-20.00%
<b>TOTAL</b>	<b>SALARIES</b>	<b>610,285.00</b>	<b>313,000.00</b>	<b>372,239.29</b>	<b>18.93%</b>
10E001 1100 2110 00 000000	TEACHER RETIREMENT	4,100.00	3,000.00	4,050.16	35.01%
10E001 1100 2160 00 000000	TRS SURCHARGE EXPENSE	2,000.00	1,700.00	1,963.03	15.47%
10E001 1100 2220 00 000000	MEDICAL	46,600.00	0.00	0.00	0.00%
10E001 1100 2290 00 000000	TEACHER RETIREMENT INSURANCE	3,500.00	2,800.00	3,508.55	25.31%
10E001 1100 2900 00 000000	TEACHER RETIREMENT TIER II-403B MATCH	10,000.00	27,550.00	5,250.00	-80.94%
<b>TOTAL</b>	<b>EMPLOYEE BENEFITS</b>	<b>66,200.00</b>	<b>35,050.00</b>	<b>14,771.74</b>	<b>-57.86%</b>
10E001 1100 3100 00 000000	PURCHASE SERVICES CLASSROOM MOVES	1,000.00	1,000.00	0.00	-100.00%
10E001 1100 3900 00 000000	PURCHASE SERVICES	10,000.00	4,500.00	14,457.55	221.28%
<b>TOTAL</b>	<b>PURCHASED SERVICES</b>	<b>11,000.00</b>	<b>5,500.00</b>	<b>14,457.55</b>	<b>162.86%</b>
10E001 1100 4100 00 000000	DISTRICT CLASSROOM/ORGAN MOVES SUPPLIES	1,500.00	10,000.00	1,550.00	-84.50%
10E001 1100 4110 00 000000	DEVICE LEASE-CHROMEBOOKS	620,000.00	620,000.00	245,353.50	-60.43%
10E001 1100 4200 00 000000	TEXTBOOK-NEW ADOPTIONS/DIGITAL LEASES	350,000.00	350,000.00	206,497.16	-41.00%
<b>TOTAL</b>	<b>SUPPLIES</b>	<b>971,500.00</b>	<b>980,000.00</b>	<b>453,400.66</b>	<b>-53.73%</b>
10E001 1100 5400 00 000000	CLASSROOM EQUIPMENT	0.00	0.00	904,251.68	0.00%
<b>TOTAL</b>	<b>CAPITAL EQUIPMENT</b>	<b>0.00</b>	<b>0.00</b>	<b>904,251.68</b>	<b>0.00%</b>
10E001 1100 7100 00 000000	CLASSROOM MOVES NON CAPITAL	20,000.00	0.00	19,566.90	0.00%
<b>TOTAL</b>	<b>NON-CAPITAL EQUIPMENT</b>	<b>20,000.00</b>	<b>0.00</b>	<b>19,566.90</b>	<b>0.00%</b>
<b>GRAND TOTAL</b>	<b>NON-CATEGORICAL DISTRICT WIDE PROGRAMS</b>	<b>1,678,985.00</b>	<b>1,333,550.00</b>	<b>1,778,687.82</b>	<b>33.38%</b>
<b>ELEMENTARY</b>					
10E004 1110 1100 00 000000	ELEMENTARY TEACHER SALARY	1,481,000.00	1,495,100.00	1,399,607.09	-6.39%
10E005 1110 1100 00 000000	ELEMENTARY TEACHER SALARY	934,500.00	911,000.00	852,838.41	-6.38%
10E008 1110 1100 00 000000	ELEMENTARY TEACHER SALARY	1,695,000.00	1,769,000.00	1,710,157.84	-3.33%
10E010 1110 1100 00 000000	ELEMENTARY TEACHER SALARY	1,743,000.00	1,637,300.00	1,565,406.77	-4.39%
10E004 1110 1120 00 000000	LONGEVITY	11,500.00	11,400.00	11,313.61	-0.76%
10E005 1110 1120 00 000000	LONGEVITY	2,100.00	4,350.00	2,300.43	-47.12%
10E008 1110 1120 00 000000	LONGEVITY	10,100.00	9,600.00	9,428.02	-1.79%
10E010 1110 1120 00 000000	LONGEVITY	7,750.00	5,700.00	5,408.67	-5.11%
10E004 1110 1130 00 000000	SALARY ADD ON	5,000.00	4,200.00	3,156.24	-24.85%
10E005 1110 1130 00 000000	SALARY ADD ON	1,000.00	625.00	822.00	31.52%
10E008 1110 1130 00 000000	SALARY ADD ON	5,000.00	8,000.00	3,480.00	-56.50%
10E010 1110 1130 00 000000	SALARY ADD ON	8,000.00	8,000.00	8,640.48	8.01%
10E004 1110 1140 00 000000	MENTORING SALARY	2,000.00	4,000.00	4,782.20	19.56%
10E005 1110 1140 00 000000	MENTORING SALARY	2,000.00	1,500.00	2,160.40	44.03%
10E008 1110 1140 00 000000	MENTORING SALARY	2,000.00	8,000.00	8,260.00	3.25%
10E010 1110 1140 00 000000	MENTORING SALARY	2,000.00	3,200.00	3,644.80	13.90%
10E004 1110 1150 00 000000	ELEMENTARY AIDE SALARY	5,000.00	10,000.00	0.00	-100.00%
10E005 1110 1150 00 000000	ELEMENTARY AIDE SALARY	5,000.00	1,000.00	0.00	-100.00%
10E008 1110 1150 00 000000	ELEMENTARY AIDE SALARY	5,000.00	10,000.00	0.00	-100.00%
10E010 1110 1150 00 000000	ELEMENTARY AIDE SALARY	5,000.00	5,000.00	0.00	-100.00%
10E004 1110 1200 00 000000	INSURANCE STIPEND	5,400.00	9,000.00	3,600.00	-60.00%
10E005 1110 1200 00 000000	INSURANCE STIPEND	3,600.00	3,600.00	3,600.00	0.00%

**CENTRAL COMM UNIT SCHOOL DISTRICT 301**  
**BUDGET 2018-2019**

ACCOUNT NUMBER	DESCRIPTION	2018-2019 TENTATIVE BUDGET	2017-2018 FINAL BUDGET	2017-2018 ACTUAL (UNAUDITED)	2017-2018 BUDGET vs ACTUAL
10E008 1110 1200 00 000000	INSURANCE STIPEND	9,000.00	7,200.00	12,150.00	68.75%
10E010 1110 1200 00 000000	INSURANCE STIPEND	7,200.00	9,000.00	9,600.00	6.67%
10E004 1110 1230 00 000000	HOMEBOUND TEACHER PAY	2,500.00	1,500.00	2,666.00	77.73%
10E005 1110 1230 00 000000	HOMEBOUND TEACHER PAY	2,500.00	1,500.00	2,091.20	39.41%
10E008 1110 1230 00 000000	HOMEBOUND TEACHER PAY	2,500.00	1,500.00	2,184.00	45.60%
10E010 1110 1230 00 000000	HOMEBOUND TEACHER PAY	2,500.00	1,500.00	858.56	-42.76%
10E004 1110 1250 00 000000	LUNCHROOM SUPERVISOR	25,000.00	27,000.00	21,526.77	-20.27%
10E005 1110 1250 00 000000	LUNCHROOM SUPERVISOR	13,000.00	10,000.00	12,065.40	20.65%
10E008 1110 1250 00 000000	LUNCHROOM SUPERVISOR	30,500.00	34,000.00	29,314.23	-13.78%
10E010 1110 1250 00 000000	LUNCHROOM SUPERVISOR	34,000.00	31,000.00	33,458.77	7.93%
	<b>TOTAL SALARIES</b>	<b>6,069,650.00</b>	<b>6,043,775.00</b>	<b>5,724,521.89</b>	<b>-5.28%</b>
10E004 1110 2110 00 000000	TEACHER RETIREMENT	149,000.00	147,000.00	146,655.22	-0.23%
10E005 1110 2110 00 000000	TEACHER RETIREMENT	90,000.00	84,000.00	89,142.57	6.12%
10E008 1110 2110 00 000000	TEACHER RETIREMENT	175,000.00	176,000.00	176,787.14	0.45%
10E010 1110 2110 00 000000	TEACHER RETIREMENT	176,000.00	164,000.00	162,821.11	-0.72%
10E004 1110 2160 00 000000	TRS SURCHARGE EXPENSE	9,500.00	9,700.00	9,450.38	-2.57%
10E005 1110 2160 00 000000	TRS SURCHARGE EXPENSE	5,800.00	5,500.00	5,744.26	4.44%
10E008 1110 2160 00 000000	TRS SURCHARGE EXPENSE	11,500.00	12,500.00	11,391.85	-8.87%
10E010 1110 2160 00 000000	TRS SURCHARGE EXPENSE	12,000.00	10,700.00	10,491.80	-1.95%
10E004 1110 2210 00 000000	LIFE INSURANCE	475.00	525.00	495.58	-5.60%
10E005 1110 2210 00 000000	LIFE INSURANCE	275.00	275.00	254.92	-7.30%
10E008 1110 2210 00 000000	LIFE INSURANCE	600.00	600.00	583.60	-2.73%
10E010 1110 2210 00 000000	LIFE INSURANCE	575.00	600.00	566.32	-5.61%
10E004 1110 2220 00 000000	MEDICAL INSURANCE	270,000.00	231,000.00	252,577.34	9.34%
10E005 1110 2220 00 000000	MEDICAL INSURANCE	141,000.00	135,000.00	125,825.68	-6.80%
10E008 1110 2220 00 000000	MEDICAL INSURANCE	300,000.00	304,000.00	271,864.81	-10.57%
10E010 1110 2220 00 000000	MEDICAL INSURANCE	315,000.00	280,500.00	270,762.34	-3.47%
10E004 1110 2230 00 000000	DENTAL INSURANCE	15,000.00	13,500.00	14,301.40	5.94%
10E005 1110 2230 00 000000	DENTAL INSURANCE	8,700.00	7,500.00	7,536.80	0.49%
10E008 1110 2230 00 000000	DENTAL INSURANCE	17,500.00	18,000.00	15,555.74	-13.58%
10E010 1110 2230 00 000000	DENTAL INSURANCE	17,750.00	15,750.00	15,386.12	-2.31%
10E004 1110 2290 00 000000	TEACHERS RETIREMENT INSURANCE	36,000.00	34,200.00	33,567.12	-1.85%
10E005 1110 2290 00 000000	TEACHERS RETIREMENT INSURANCE	22,000.00	19,500.00	20,403.30	4.63%
10E008 1110 2290 00 000000	TEACHERS RETIREMENT INSURANCE	42,000.00	41,000.00	40,463.18	-1.31%
10E010 1110 2290 00 000000	TEACHERS RETIREMENT INSURANCE	42,000.00	37,500.00	37,267.07	-0.62%
10E004 1110 2300 00 000000	TUITION REIMBURSEMENT	12,500.00	5,000.00	12,400.00	148.00%
10E005 1110 2300 00 000000	TUITION REIMBURSEMENT	3,000.00	1,000.00	2,700.00	170.00%
10E008 1110 2300 00 000000	TUITION REIMBURSEMENT	7,000.00	2,000.00	19,500.00	875.00%
10E010 1110 2300 00 000000	TUITION REIMBURSEMENT	5,000.00	9,000.00	2,000.00	-77.78%
	<b>TOTAL EMPLOYEE BENEFITS</b>	<b>1,885,175.00</b>	<b>1,765,850.00</b>	<b>1,756,495.65</b>	<b>-0.53%</b>
10E004 1110 3320 00 000000	TRAVEL	300.00	350.00	239.26	-31.64%
10E005 1110 3320 00 000000	TRAVEL	100.00	100.00	0.00	-100.00%
10E008 1110 3320 00 000000	TRAVEL	100.00	0.00	0.00	0.00%
10E010 1110 3320 00 000000	TRAVEL	100.00	0.00	0.00	0.00%
10E004 1110 3900 00 000000	OTHER PURCHASE SERVICES	6,000.00	6,000.00	3,699.25	-38.35%
10E005 1110 3900 00 000000	OTHER PURCHASE SERVICES	1,600.00	1,600.00	1,446.50	-9.59%
10E008 1110 3900 00 000000	OTHER PURCHASE SERVICES	6,500.00	6,500.00	4,487.00	-30.97%
10E010 1110 3900 00 000000	OTHER PURCHASE SERVICES	5,500.00	5,500.00	7,864.50	42.99%
	<b>TOTAL PURCHASED SERVICES</b>	<b>20,200.00</b>	<b>20,050.00</b>	<b>17,736.51</b>	<b>-11.54%</b>
10E004 1110 4100 00 000000	INSTRUCTIONAL SUPPLIES	20,000.00	25,000.00	19,991.67	-20.03%
10E005 1110 4100 00 000000	INSTRUCTIONAL SUPPLIES	8,700.00	8,700.00	7,572.17	-12.96%
10E008 1110 4100 00 000000	INSTRUCTIONAL SUPPLIES	22,000.00	22,000.00	20,931.89	-4.86%
10E010 1110 4100 00 000000	INSTRUCTIONAL SUPPLIES	21,000.00	30,500.00	13,084.94	-57.10%
10E004 1110 4160 00 000000	COPY PAPER	6,000.00	8,000.00	2,687.50	-66.41%
10E005 1110 4160 00 000000	COPY PAPER	2,100.00	3,000.00	2,087.00	-30.43%
10E008 1110 4160 00 000000	COPY PAPER	7,000.00	8,000.00	8,824.90	10.31%
10E010 1110 4160 00 000000	COPY PAPER	7,000.00	8,000.00	9,298.75	16.23%
10E004 1110 4170 00 000000	COPY SUPPLIES	700.00	0.00	567.14	0.00%
10E005 1110 4170 00 000000	COPY SUPPLIES	300.00	300.00	192.13	-35.96%
10E008 1110 4170 00 000000	COPY SUPPLIES	250.00	400.00	195.45	-51.14%
10E010 1110 4170 00 000000	COPY SUPPLIES	1,200.00	1,200.00	801.54	-33.21%
10E004 1110 4200 00 000000	MISC. TEXTBOOK REPLACABLES	30,000.00	30,000.00	32,610.08	8.70%
10E005 1110 4200 00 000000	MISC. TEXTBOOK REPLACABLES	7,000.00	9,000.00	8,896.82	-1.15%
10E008 1110 4200 00 000000	MISC. TEXTBOOK REPLACABLES	17,900.00	30,000.00	23,239.85	-22.53%
10E010 1110 4200 00 000000	MISC. TEXTBOOK REPLACABLES	22,000.00	30,000.00	26,947.19	-10.18%
10E004 1110 4250 00 000000	NURSE SUPPLIES	1,100.00	1,100.00	1,293.84	17.62%
10E005 1110 4250 00 000000	NURSE SUPPLIES	500.00	500.00	506.16	1.23%

**CENTRAL COMM UNIT SCHOOL DISTRICT 301  
BUDGET 2018-2019**

ACCOUNT NUMBER	DESCRIPTION	2018-2019 TENTATIVE BUDGET	2017-2018 FINAL BUDGET	2017-2018 ACTUAL (UNAUDITED)	2017-2018 BUDGET vs ACTUAL
10E008 1110 4250 00 000000	NURSE SUPPLIES	1,000.00	1,000.00	1,016.04	1.60%
10E010 1110 4250 00 000000	NURSE SUPPLIES	1,200.00	1,200.00	1,220.36	1.70%
10E004 1110 4900 00 000000	OTHER SUPPLIES	5,300.00	5,275.00	5,358.00	1.57%
10E005 1110 4900 00 000000	OTHER SUPPLIES	7,000.00	7,000.00	7,616.33	8.80%
10E008 1110 4900 00 000000	OTHER SUPPLIES	8,000.00	8,000.00	7,345.24	-8.18%
10E010 1110 4900 00 000000	OTHER SUPPLIES	7,000.00	7,000.00	2,826.96	-59.61%
	<b>TOTAL SUPPLIES</b>	<b>204,250.00</b>	<b>245,175.00</b>	<b>205,111.95</b>	<b>-16.34%</b>
10E005 1110 7100 00 000000	NON-CAPITAL OUTLAY	0.00	0.00	1,408.00	0.00%
	<b>TOTAL NON-CAPITAL OUTLAY</b>	<b>0.00</b>	<b>0.00</b>	<b>1,408.00</b>	<b>0.00%</b>
10E004 1110 8200 00 000000	RETIREMENT INCENTIVE	0.00	71,574.00	71,573.79	0.00%
10E005 1110 8200 00 000000	RETIREMENT INCENTIVE	0.00	15,209.00	15,209.23	0.00%
10E008 1110 8200 00 000000	RETIREMENT INCENTIVE	0.00	0.00	0.00	0.00%
	<b>TOTAL TERMINATION BENEFITS</b>	<b>0.00</b>	<b>86,783.00</b>	<b>86,783.02</b>	<b>0.00%</b>
	<b>GRAND TOTAL ELEMENTARY</b>	<b>8,179,275.00</b>	<b>8,161,633.00</b>	<b>7,792,057.02</b>	<b>-4.53%</b>
<b>MIDDLE SCHOOL</b>					
10E003 1120 1100 00 000000	TEACHER SALARY	1,100,000.00	1,075,000.00	1,012,806.62	-5.79%
10E011 1120 1100 00 000000	TEACHER SALARY	2,200,000.00	2,062,000.00	1,985,018.00	-3.73%
10E003 1120 1120 00 000000	LONGEVITY	3,700.00	4,000.00	4,525.45	13.14%
10E011 1120 1120 00 000000	LONGEVITY	16,600.00	13,400.00	14,104.32	5.26%
10E003 1120 1130 00 000000	SALARY ADD ON	26,900.00	31,000.00	20,396.14	-34.21%
10E011 1120 1130 00 000000	SALARY ADD ON	48,000.00	38,000.00	44,221.50	16.37%
10E003 1120 1140 00 000000	MENTORING SALARY	4,040.00	1,300.00	988.00	-24.00%
10E011 1120 1140 00 000000	MENTORING SALARY	2,000.00	2,500.00	4,056.57	62.26%
10E003 1120 1200 00 000000	INSURANCE STIPEND	1,800.00	1,550.00	1,535.94	-0.91%
10E011 1120 1200 00 000000	INSURANCE STIPEND	5,400.00	7,200.00	7,200.00	0.00%
10E003 1120 1230 00 000000	HOMEBOUND TEACHER PAY	1,500.00	1,500.00	0.00	-100.00%
10E011 1120 1230 00 000000	HOMEBOUND TEACHER PAY	1,500.00	1,500.00	0.00	-100.00%
10E003 1120 1250 00 000000	LUNCHROOM SUPERVISOR	11,500.00	11,000.00	10,476.00	-4.76%
10E011 1120 1250 00 000000	LUNCHROOM SUPERVISOR	23,000.00	21,000.00	22,428.00	6.80%
	<b>TOTAL SALARIES</b>	<b>3,445,940.00</b>	<b>3,270,950.00</b>	<b>3,127,756.54</b>	<b>-4.38%</b>
10E003 1120 2110 00 000000	TEACHER RETIREMENT	112,000.00	108,000.00	106,450.58	-1.43%
10E011 1120 2110 00 000000	TEACHER RETIREMENT	230,000.00	212,000.00	212,569.63	0.27%
10E003 1120 2160 00 000000	TRS SURCHARGE EXPENSE	7,300.00	7,100.00	6,859.41	-3.39%
10E011 1120 2160 00 000000	TRS SURCHARGE EXPENSE	15,000.00	13,800.00	13,697.51	-0.74%
10E003 1120 2210 00 000000	LIFE INSURANCE	350.00	300.00	324.18	8.06%
10E011 1120 2210 00 000000	LIFE INSURANCE	700.00	725.00	672.08	-7.30%
10E003 1120 2220 00 000000	MEDICAL INSURANCE	186,000.00	148,000.00	172,554.72	16.59%
10E011 1120 2220 00 000000	MEDICAL INSURANCE	432,000.00	360,000.00	359,008.89	-0.28%
10E003 1120 2230 00 000000	DENTAL INSURANCE	11,200.00	8,700.00	10,341.29	18.87%
10E011 1120 2230 00 000000	DENTAL INSURANCE	25,000.00	19,500.00	19,405.68	-0.48%
10E003 1120 2290 00 000000	TEACHERS RETIREMENT INSURANCE	28,000.00	25,000.00	24,365.73	-2.54%
10E011 1120 2290 00 000000	TEACHERS RETIREMENT INSURANCE	56,000.00	49,000.00	48,653.99	-0.71%
10E003 1120 2300 00 000000	TUITION REIMBURSEMENT	2,000.00	4,000.00	1,500.00	-62.50%
10E011 1120 2300 00 000000	TUITION REIMBURSEMENT	2,000.00	13,000.00	1,800.00	-86.15%
	<b>TOTAL EMPLOYEE BENEFITS</b>	<b>1,107,550.00</b>	<b>969,125.00</b>	<b>978,203.69</b>	<b>0.94%</b>
10E003 1120 3230 00 000000	REPAIRS	400.00	0.00	628.87	0.00%
10E011 1120 3230 00 000000	REPAIRS	7,580.00	8,500.00	1,004.45	-88.18%
10E003 1120 3320 00 000000	TRAVEL	0.00	0.00	-31.05	0.00%
10E011 1120 3320 00 000000	TRAVEL	455.00	500.00	37.79	-92.44%
10E003 1120 3900 00 000000	OTHER PURCHASED SERVICES	5,000.00	20,000.00	5,117.56	-74.41%
10E011 1120 3900 00 000000	OTHER PURCHASED SERVICES	6,000.00	6,000.00	459.00	-92.35%
	<b>TOTAL PURCHASED SERVICES</b>	<b>19,435.00</b>	<b>35,000.00</b>	<b>7,216.62</b>	<b>-79.38%</b>
10E001 1120 4100 01 000000	NEED PROJECT ESP GRANT	1,000.00	0.00	947.04	0.00%
10E003 1120 4100 00 000000	INSTRUCTIONAL SUPPLIES	10,000.00	13,000.00	17,838.61	37.22%
10E011 1120 4100 00 000000	INSTRUCTIONAL SUPPLIES	10,000.00	20,340.00	4,218.30	-79.26%
10E011 1120 4110 00 000000	INSTRUCTIONAL SUPPLIES	21,078.00	13,090.00	11,517.01	-12.02%
10E003 1120 4160 00 000000	COPY PAPER	2,000.00	3,000.00	1,732.50	-42.25%
10E011 1120 4160 00 000000	COPY PAPER	6,000.00	8,000.00	6,061.50	-24.23%
10E003 1120 4170 00 000000	COPY SUPPLIES	0.00	0.00	56.50	0.00%
10E011 1120 4170 00 000000	COPY SUPPLIES	894.00	1,000.00	845.03	-15.50%
10E003 1120 4200 00 000000	MISC. TEXTBOOK REPLACABLES	3,000.00	5,000.00	6,543.53	30.87%
10E011 1120 4200 00 000000	MISC. TEXTBOOK REPLACABLES	9,000.00	15,000.00	9,331.52	-37.79%
10E003 1120 4250 00 000000	NURSE SUPPLIES	1,000.00	800.00	650.10	-18.74%

**CENTRAL COMM UNIT SCHOOL DISTRICT 301  
BUDGET 2018-2019**

ACCOUNT NUMBER	DESCRIPTION	2018-2019 TENTATIVE BUDGET	2017-2018 FINAL BUDGET	2017-2018 ACTUAL (UNAUDITED)	2017-2018 BUDGET vs ACTUAL
10E011 1120 4250 00 000000	NURSE SUPPLIES	894.00	1,000.00	1,240.78	24.08%
10E003 1120 4900 00 000000	OTHER SUPPLIES	4,000.00	14,500.00	3,534.49	-75.62%
10E011 1120 4900 00 000000	OTHER SUPPLIES	20,700.00	20,700.00	19,008.92	-8.17%
	<b>TOTAL SUPPLIES</b>	<b>89,566.00</b>	<b>115,430.00</b>	<b>83,525.83</b>	<b>-27.64%</b>
10E003 1120 7100 00 000000	NON-CAPITAL OUTLAY	3,000.00	4,000.00	850.01	-78.75%
10E011 1120 7100 00 000000	NON-CAPITAL OUTLAY	3,942.00	4,375.00	3,264.67	-25.38%
	<b>TOTAL NON-CAPITAL EQUIPMENT</b>	<b>6,942.00</b>	<b>8,375.00</b>	<b>4,114.68</b>	<b>-50.87%</b>
10E011 1120 8200 00 000000	RETIREMENT INCENTIVE	0.00	0.00	0.00	0.00%
	<b>TOTAL TERMINATION BENEFITS</b>	<b>0.00</b>	<b>0.00</b>	<b>0.00</b>	<b>0.00%</b>
	<b>GRAND TOTAL MIDDLE SCHOOL</b>	<b>4,669,433.00</b>	<b>4,398,880.00</b>	<b>4,200,817.36</b>	<b>-4.50%</b>
<b>HIGH SCHOOL</b>					
10E002 1130 1100 00 000000	HIGH SCHOOL SALARIES	4,326,000.00	3,667,100.00	3,615,573.13	-1.41%
10E002 1130 1120 00 000000	LONGEVITY	34,500.00	29,000.00	28,887.44	-0.39%
10E002 1130 1130 00 000000	SALARY ADD ON	120,000.00	155,000.00	111,533.16	-28.04%
10E002 1130 1140 00 000000	MENTORING SALARY	10,000.00	7,000.00	10,877.00	55.39%
10E002 1130 1150 00 000000	TEACHER AIDE-ACCOMPANIST	24,200.00	23,150.00	22,907.68	-1.05%
10E002 1130 1200 00 000000	INSURANCE STIPEND	10,800.00	16,900.00	14,400.00	-14.79%
10E002 1130 1230 00 000000	HOMEBOUND TEACHER PAY	15,000.00	7,500.00	13,410.02	78.80%
10E002 1130 1250 00 000000	LUNCHROOM SUPERVISION	34,000.00	32,000.00	31,932.00	-0.21%
	<b>TOTAL SALARIES</b>	<b>4,574,500.00</b>	<b>3,937,650.00</b>	<b>3,849,520.43</b>	<b>-2.24%</b>
10E002 1130 2110 00 000000	TEACHER RETIREMENT	435,000.00	384,000.00	386,939.31	0.77%
10E002 1130 2160 00 000000	TRS SURCHARGE EXPENSE	28,500.00	25,500.00	24,981.57	-2.03%
10E002 1130 2210 00 000000	LIFE INSURANCE	1,300.00	1,200.00	1,051.71	-12.36%
10E002 1130 2220 00 000000	MEDICAL INSURANCE	820,000.00	645,000.00	603,103.11	-6.50%
10E002 1130 2230 00 000000	DENTAL INSURANCE	46,000.00	39,000.00	18,329.83	-53.00%
10E002 1130 2290 00 000000	TEACHERS RETIREMENT INSURANCE	105,000.00	88,500.00	88,634.55	0.15%
10E002 1130 2300 00 000000	TUITION REIMBURSEMENT	2,000.00	4,000.00	1,400.00	-65.00%
	<b>TOTAL EMPLOYEE BENEFITS</b>	<b>1,437,800.00</b>	<b>1,187,200.00</b>	<b>1,124,440.08</b>	<b>-5.29%</b>
10E002 1130 3100 00 000000	POLICE/LIASON OFFICER	160,000.00	160,000.00	0.00	-100.00%
10E002 1130 3190 00 000000	PURCHASE SERVICES	11,900.00	11,900.00	9,740.07	-18.15%
10E002 1130 3230 00 000000	REPAIRS	5,500.00	5,500.00	4,202.14	-23.60%
10E002 1130 3900 00 000000	OTHER PURCHASE SERVICES	10,000.00	35,000.00	8,832.82	-74.76%
	<b>TOTAL PURCHASED SERVICES</b>	<b>187,400.00</b>	<b>212,400.00</b>	<b>22,775.03</b>	<b>-89.28%</b>
10E002 1130 4100 00 000000	GENERAL SUPPLIES	58,480.00	60,480.00	44,917.29	-25.73%
10E002 1130 4160 00 000000	COPY PAPER	4,500.00	4,500.00	1,836.50	-59.19%
10E002 1130 4200 00 000000	MISC. TEXTBOOK REPLACABLES	80,000.00	80,000.00	52,511.66	-34.36%
10E002 1130 4250 00 000000	NURSE SUPPLIES	900.00	800.00	887.48	10.94%
10E002 1130 4900 00 000000	OTHER SUPPLIES	23,000.00	20,000.00	32,241.21	61.21%
	<b>TOTAL SUPPLIES</b>	<b>166,880.00</b>	<b>165,780.00</b>	<b>132,394.14</b>	<b>-20.14%</b>
10E002 1130 6400 00 000000	DUES/FEES	0.00	0.00	0.00	0.00%
	<b>TOTAL OTHER OBJECTS</b>	<b>0.00</b>	<b>0.00</b>	<b>0.00</b>	<b>0.00%</b>
10E002 1130 7100 00 000000	NON-CAPITAL OUTLAY	0.00	5,000.00	9,194.52	83.89%
	<b>TOTAL NON-CAPITAL EQUIPMENT</b>	<b>0.00</b>	<b>5,000.00</b>	<b>9,194.52</b>	<b>83.89%</b>
10E002 1130 8200 00 000000	RETIREMENT INCENTIVE	0.00	17,893.00	17,892.48	0.00%
	<b>TOTAL TERMINATION BENEFITS</b>	<b>0.00</b>	<b>17,893.00</b>	<b>17,892.48</b>	<b>0.00%</b>
	<b>GRAND TOTAL HIGH SCHOOL</b>	<b>6,366,580.00</b>	<b>5,525,923.00</b>	<b>5,156,216.68</b>	<b>-6.69%</b>
<b>SPECIAL PROGRAMS</b>					
10E001 1200 1220 00 000000	SPEC ED TEACHER SUBSTITUTES	25,000.00	34,000.00	23,655.00	-30.43%
10E001 1200 1240 00 000000	SPECIAL ED PARA-PRO/SUBSTITUTES	70,000.00	60,000.00	82,433.00	37.39%
	<b>TOTAL SALARIES</b>	<b>95,000.00</b>	<b>94,000.00</b>	<b>106,088.00</b>	<b>12.86%</b>
10E001 1200 2160 00 000000	SPEC ED SUB TRS SURCHARGE	150.00	200.00	124.31	-37.85%
10E001 1200 2290 00 000000	TEACHER RETIREMENT INSURANCE	200.00	200.00	188.60	-5.70%
	<b>TOTAL EMPLOYEE BENEFITS</b>	<b>350.00</b>	<b>400.00</b>	<b>312.91</b>	<b>-21.77%</b>
	<b>GRAND TOTAL SPECIAL PROGRAMS</b>	<b>95,350.00</b>	<b>94,400.00</b>	<b>106,400.91</b>	<b>12.71%</b>

**CENTRAL COMM UNIT SCHOOL DISTRICT 301**

**BUDGET 2018-2019**

ACCOUNT NUMBER	DESCRIPTION	2018-2019 TENTATIVE BUDGET	2017-2018 FINAL BUDGET	2017-2018 ACTUAL (UNAUDITED)	2017-2018 BUDGET vs ACTUAL
<b>SPECIAL EDUCATION</b>					
10E002 1205 1100 00 000000	SPECIAL ED TEACHER SALARY	287,000.00	285,000.00	272,140.73	-4.51%
10E003 1205 1100 00 000000	SPECIAL ED TEACHER SALARY	83,000.00	115,000.00	109,551.30	-4.74%
10E004 1205 1100 00 000000	SPECIAL ED TEACHER SALARY	163,000.00	154,000.00	148,534.68	-3.55%
10E005 1205 1100 00 000000	SPECIAL ED TEACHER SALARY	105,000.00	99,500.00	95,404.08	-4.12%
10E008 1205 1100 00 000000	SPECIAL ED TEACHER SALARY	116,000.00	112,000.00	99,036.20	-11.57%
10E010 1205 1100 00 000000	SPECIAL ED TEACHER SALARY	205,000.00	198,000.00	188,514.37	-4.79%
10E011 1205 1100 00 000000	SPECIAL ED TEACHER SALARY	307,000.00	295,000.00	291,534.91	-1.17%
10E002 1205 1120 00 000000	LONGEVITY	550.00	550.00	527.97	-4.01%
10E003 1205 1120 00 000000	LONGEVITY	0.00	550.00	527.97	-4.01%
10E004 1205 1120 00 000000	LONGEVITY	0.00	0.00	0.00	0.00%
10E005 1205 1120 00 000000	LONGEVITY	920.00	900.00	905.09	0.57%
10E008 1205 1120 00 000000	LONGEVITY	0.00	0.00	0.00	0.00%
10E010 1205 1120 00 000000	LONGEVITY	0.00	0.00	0.00	0.00%
10E011 1205 1120 00 000000	LONGEVITY	920.00	900.00	905.09	0.57%
10E001 1205 1130 00 000000	SALARY ADD ON	0.00	0.00	6,383.67	0.00%
10E002 1205 1130 00 000000	SALARY ADD ON	1,600.00	0.00	0.00	0.00%
10E003 1205 1130 00 000000	SALARY ADD ON	500.00	0.00	0.00	0.00%
10E004 1205 1130 00 000000	SALARY ADD ON	900.00	0.00	0.00	0.00%
10E005 1205 1130 00 000000	SALARY ADD ON	600.00	0.00	0.00	0.00%
10E008 1205 1130 00 000000	SALARY ADD ON	650.00	0.00	0.00	0.00%
10E010 1205 1130 00 000000	SALARY ADD ON	1,000.00	0.00	0.00	0.00%
10E011 1205 1130 00 000000	SALARY ADD ON	1,700.00	0.00	0.00	0.00%
10E001 1205 1140 00 000000	MENTOR	0.00	3,000.00	0.00	-100.00%
10E008 1205 1140 00 000000	MENTOR	0.00	0.00	830.00	0.00%
10E002 1205 1150 00 000000	SPECIAL ED AIDE SALARY	92,000.00	89,000.00	76,669.78	-13.85%
10E003 1205 1150 00 000000	SPECIAL ED AIDE SALARY	33,000.00	32,000.00	15,874.80	-50.39%
10E004 1205 1150 00 000000	SPECIAL ED AIDE SALARY	116,000.00	115,000.00	96,712.85	-15.90%
10E005 1205 1150 00 000000	SPECIAL ED AIDE SALARY	84,000.00	80,000.00	74,363.14	-7.05%
10E008 1205 1150 00 000000	SPECIAL ED AIDE SALARY	131,000.00	128,000.00	111,163.35	-13.15%
10E010 1205 1150 00 000000	SPECIAL ED AIDE SALARY	121,000.00	115,000.00	109,438.00	-4.84%
10E011 1205 1150 00 000000	SPECIAL ED AIDE SALARY	89,500.00	86,000.00	79,278.47	-7.82%
10E002 1205 1200 00 000000	INSURANCE STIPEND	1,800.00	0.00	1,800.00	0.00%
10E004 1205 1200 00 000000	INSURANCE STIPEND	900.00	0.00	0.00	0.00%
10E008 1205 1200 00 000000	INSURANCE STIPEND	3,600.00	1,800.00	3,600.00	100.00%
10E010 1205 1200 00 000000	INSURANCE STIPEND	1,800.00	3,600.00	2,700.00	-25.00%
<b>TOTAL SALARIES</b>		<b>1,949,940.00</b>	<b>1,914,800.00</b>	<b>1,786,396.45</b>	<b>-6.71%</b>
10E001 1205 2110 00 000000	TEACHER RETIREMENT	0.00	0.00	631.33	0.00%
10E002 1205 2110 00 000000	TEACHER RETIREMENT	30,000.00	29,000.00	28,107.09	-3.08%
10E003 1205 2110 00 000000	TEACHER RETIREMENT	12,500.00	12,000.00	11,458.43	-4.51%
10E004 1205 2110 00 000000	TEACHER RETIREMENT	21,000.00	16,000.00	15,471.85	-3.30%
10E005 1205 2110 00 000000	TEACHER RETIREMENT	11,000.00	11,000.00	9,911.67	-9.89%
10E008 1205 2110 00 000000	TEACHER RETIREMENT	12,500.00	11,500.00	11,286.24	-1.86%
10E010 1205 2110 00 000000	TEACHER RETIREMENT	21,000.00	21,000.00	19,835.85	-5.54%
10E011 1205 2110 00 000000	TEACHER RETIREMENT	44,000.00	30,000.00	29,413.54	-1.95%
10E001 1205 2160 00 000000	TRS SURCHARGE EXPENSE	0.00	0.00	40.67	0.00%
10E002 1205 2160 00 000000	TRS SURCHARGE EXPENSE	1,900.00	1,900.00	1,811.22	-4.67%
10E003 1205 2160 00 000000	TRS SURCHARGE EXPENSE	800.00	800.00	738.23	-7.72%
10E004 1205 2160 00 000000	TRS SURCHARGE EXPENSE	1,300.00	1,200.00	997.02	-16.92%
10E005 1205 2160 00 000000	TRS SURCHARGE EXPENSE	700.00	675.00	638.79	-5.36%
10E008 1205 2160 00 000000	TRS SURCHARGE EXPENSE	800.00	750.00	727.34	-3.02%
10E010 1205 2160 00 000000	TRS SURCHARGE EXPENSE	1,500.00	1,200.00	1,278.09	6.51%
10E011 1205 2160 00 000000	TRS SURCHARGE EXPENSE	2,800.00	2,000.00	1,895.41	-5.23%
10E002 1205 2210 00 000000	LIFE INSURANCE	125.00	150.00	143.11	-4.59%
10E003 1205 2210 00 000000	LIFE INSURANCE	50.00	50.00	33.64	-32.72%
10E004 1205 2210 00 000000	LIFE INSURANCE	75.00	60.00	44.30	-26.17%
10E005 1205 2210 00 000000	LIFE INSURANCE	50.00	50.00	24.52	-50.96%
10E008 1205 2210 00 000000	LIFE INSURANCE	50.00	50.00	41.24	-17.52%
10E010 1205 2210 00 000000	LIFE INSURANCE	50.00	50.00	44.48	-11.04%
10E011 1205 2210 00 000000	LIFE INSURANCE	100.00	100.00	73.76	-26.24%
10E002 1205 2220 00 000000	MEDICAL INSURANCE	79,000.00	85,000.00	81,609.43	-3.99%
10E003 1205 2220 00 000000	MEDICAL INSURANCE	28,000.00	17,500.00	21,373.79	22.14%
10E004 1205 2220 00 000000	MEDICAL INSURANCE	35,000.00	25,000.00	15,881.14	-36.48%
10E005 1205 2220 00 000000	MEDICAL INSURANCE	26,500.00	21,500.00	23,632.16	9.92%
10E008 1205 2220 00 000000	MEDICAL INSURANCE	3,500.00	9,000.00	3,082.80	-65.75%
10E010 1205 2220 00 000000	MEDICAL INSURANCE	26,500.00	17,000.00	16,683.16	-1.86%
10E011 1205 2220 00 000000	MEDICAL INSURANCE	42,000.00	43,000.00	42,216.40	-1.82%
10E002 1205 2230 00 000000	DENTAL INSURANCE	5,500.00	5,000.00	5,399.12	7.98%
10E003 1205 2230 00 000000	DENTAL INSURANCE	1,500.00	1,000.00	1,197.41	19.74%

**CENTRAL COMM UNIT SCHOOL DISTRICT 301**  
**BUDGET 2018-2019**

ACCOUNT NUMBER	DESCRIPTION	2018-2019 TENTATIVE BUDGET	2017-2018 FINAL BUDGET	2017-2018 ACTUAL (UNAUDITED)	2017-2018 BUDGET vs ACTUAL
10E004 1205 2230 00 000000	DENTAL INSURANCE	2,000.00	1,600.00	895.96	-44.00%
10E005 1205 2230 00 000000	DENTAL INSURANCE	1,400.00	1,200.00	1,212.84	1.07%
10E008 1205 2230 00 000000	DENTAL INSURANCE	250.00	500.00	189.00	-62.20%
10E010 1205 2230 00 000000	DENTAL INSURANCE	1,000.00	650.00	614.92	-5.40%
10E011 1205 2230 00 000000	DENTAL INSURANCE	2,500.00	2,500.00	2,304.32	-7.83%
10E001 1205 2290 00 000000	TEACHER RETIREMENT INSURANCE	0.00	0.00	144.53	0.00%
10E002 1205 2290 00 000000	TEACHER RETIREMENT INSURANCE	7,200.00	6,500.00	6,433.40	-1.02%
10E003 1205 2290 00 000000	TEACHER RETIREMENT INSURANCE	3,000.00	2,700.00	2,622.90	-2.86%
10E004 1205 2290 00 000000	TEACHER RETIREMENT INSURANCE	5,000.00	3,700.00	3,541.16	-4.29%
10E005 1205 2290 00 000000	TEACHER RETIREMENT INSURANCE	2,600.00	2,400.00	2,268.75	-5.47%
10E008 1205 2290 00 000000	TEACHER RETIREMENT INSURANCE	3,000.00	2,600.00	2,583.10	-0.65%
10E010 1205 2290 00 000000	TEACHER RETIREMENT INSURANCE	5,000.00	4,000.00	4,540.28	13.51%
10E011 1205 2290 00 000000	TEACHER RETIREMENT INSURANCE	10,500.00	7,000.00	6,732.44	-3.82%
<b>TOTAL</b>	<b>EMPLOYEE BENEFITS</b>	<b>453,250.00</b>	<b>398,885.00</b>	<b>379,806.83</b>	<b>-4.78%</b>
10E001 1205 3190 00 000000	OTHER PROFESSIONAL SERVICES-NIA FEES	4,500.00	4,500.00	5,286.19	17.47%
10E001 1205 3320 00 000000	TRAVEL	100.00	250.00	54.95	-78.02%
<b>TOTAL</b>	<b>PURCHASED SERVICES</b>	<b>4,600.00</b>	<b>4,750.00</b>	<b>5,341.14</b>	<b>12.45%</b>
10E001 1205 4100 00 000000	GENERAL SUPPLIES	1,000.00	5,500.00	997.43	-81.86%
10E002 1205 4100 00 000000	GENERAL SUPPLIES	1,125.00	1,125.00	496.70	-55.85%
10E003 1205 4100 00 000000	GENERAL SUPPLIES	450.00	450.00	96.47	-78.56%
10E004 1205 4100 00 000000	GENERAL SUPPLIES	450.00	450.00	397.16	-11.74%
10E005 1205 4100 00 000000	GENERAL SUPPLIES	225.00	225.00	0.00	-100.00%
10E008 1205 4100 00 000000	GENERAL SUPPLIES	450.00	450.00	429.90	-4.47%
10E010 1205 4100 00 000000	GENERAL SUPPLIES	450.00	450.00	522.05	16.01%
10E011 1205 4100 00 000000	GENERAL SUPPLIES	675.00	675.00	258.12	-61.76%
<b>TOTAL</b>	<b>SUPPLIES</b>	<b>4,825.00</b>	<b>9,325.00</b>	<b>3,197.83</b>	<b>-65.71%</b>
10E001 1205 7100 00 000000	NON-CAPITAL OUTLAY	1,000.00	1,000.00	0.00	-100.00%
<b>TOTAL</b>	<b>NON-CAPITAL EQUIPMENT</b>	<b>1,000.00</b>	<b>1,000.00</b>	<b>0.00</b>	<b>-100.00%</b>
<b>GRAND TOTAL</b>	<b>SPECIAL EDUCATION</b>	<b>2,413,615.00</b>	<b>2,328,760.00</b>	<b>2,174,742.25</b>	<b>-6.61%</b>
<b>CROSS CATEGORICAL</b>					
10E001 1220 4100 00 000000	GENERAL SUPPLIES	1,500.00	1,500.00	1,418.32	-5.45%
<b>TOTAL</b>	<b>SUPPLIES</b>	<b>1,500.00</b>	<b>1,500.00</b>	<b>1,418.32</b>	<b>-5.45%</b>
<b>GRAND TOTAL</b>	<b>CROSS CATEGORICAL</b>	<b>1,500.00</b>	<b>1,500.00</b>	<b>1,418.32</b>	<b>-5.45%</b>
<b>EARLY CHILDHOOD</b>					
10E001 1225 1000 00 000000	EARLY CHILDHOOD COORDINATOR SALARY	45,000.00	41,200.00	41,588.05	0.94%
10E001 1225 1100 00 000000	EARLY CHILDHOOD SALARIES	0.00	234,000.00	227,890.23	-2.61%
10E004 1225 1100 00 000000	EARLY CHILDHOOD SALARIES	82,700.00	0.00	0.00	0.00%
10E008 1225 1100 00 000000	EARLY CHILDHOOD SALARIES	69,000.00	0.00	0.00	0.00%
10E010 1225 1100 00 000000	EARLY CHILDHOOD SALARIES	88,500.00	0.00	0.00	0.00%
10E001 1225 1120 00 000000	LONGEVITY	0.00	530.00	527.97	-0.38%
10E008 1225 1120 00 000000	LONGEVITY	540.00	0.00	0.00	0.00%
10E001 1225 1140 00 000000	MENTOR	0.00	2,400.00	1,866.80	-22.22%
10E004 1225 1140 00 000000	MENTOR	1,050.00	0.00	0.00	0.00%
10E001 1225 1150 00 000000	AIDE SALARIES	0.00	119,000.00	82,585.81	-30.60%
10E004 1225 1150 00 000000	AIDE SALARIES	48,000.00	0.00	0.00	0.00%
10E008 1225 1150 00 000000	AIDE SALARIES	18,000.00	0.00	0.00	0.00%
10E010 1225 1150 00 000000	AIDE SALARIES	47,000.00	0.00	0.00	0.00%
10E001 1225 1200 00 000000	INSURANCE STIPEND	0.00	0.00	1,800.00	0.00%
<b>TOTAL</b>	<b>SALARIES</b>	<b>399,790.00</b>	<b>397,130.00</b>	<b>356,258.86</b>	<b>-10.29%</b>
10E001 1225 2110 00 000000	TEACHER RETIREMENT	5,000.00	34,000.00	28,081.77	-17.41%
10E004 1225 2110 00 000000	TEACHER RETIREMENT	9,000.00	0.00	0.00	0.00%
10E008 1225 2110 00 000000	TEACHER RETIREMENT	7,100.00	0.00	0.00	0.00%
10E010 1225 2110 00 000000	TEACHER RETIREMENT	9,200.00	0.00	0.00	0.00%
10E001 1225 2160 00 000000	TRS SURCHARGE EXPENSE	400.00	1,700.00	1,809.64	6.45%
10E004 1225 2160 00 000000	TRS SURCHARGE EXPENSE	650.00	0.00	0.00	0.00%
10E008 1225 2160 00 000000	TRS SURCHARGE EXPENSE	500.00	0.00	0.00	0.00%
10E010 1225 2160 00 000000	TRS SURCHARGE EXPENSE	600.00	0.00	0.00	0.00%
10E001 1225 2210 00 000000	LIFE INSURANCE	50.00	100.00	92.20	-7.80%
10E004 1225 2210 00 000000	LIFE INSURANCE	50.00	0.00	0.00	0.00%
10E008 1225 2210 00 000000	LIFE INSURANCE	25.00	0.00	0.00	0.00%
10E010 1225 2210 00 000000	LIFE INSURANCE	50.00	0.00	0.00	0.00%

**CENTRAL COMM UNIT SCHOOL DISTRICT 301**  
**BUDGET 2018-2019**

ACCOUNT NUMBER	DESCRIPTION	2018-2019 TENTATIVE BUDGET	2017-2018 FINAL BUDGET	2017-2018 ACTUAL (UNAUDITED)	2017-2018 BUDGET vs ACTUAL
10E001 1225 2220 00 000000	MEDICAL INSURANCE	12,000.00	48,000.00	41,120.40	-14.33%
10E004 1225 2220 00 000000	MEDICAL INSURANCE	29,700.00	0.00	0.00	0.00%
10E008 1225 2220 00 000000	MEDICAL INSURANCE	9,200.00	0.00	0.00	0.00%
10E010 1225 2220 00 000000	MEDICAL INSURANCE	19,200.00	0.00	0.00	0.00%
10E001 1225 2230 00 000000	DENTAL INSURANCE	700.00	2,900.00	2,376.28	-18.06%
10E004 1225 2230 00 000000	DENTAL INSURANCE	1,800.00	0.00	0.00	0.00%
10E008 1225 2230 00 000000	DENTAL INSURANCE	600.00	0.00	0.00	0.00%
10E010 1225 2230 00 000000	DENTAL INSURANCE	1,100.00	0.00	0.00	0.00%
10E001 1225 2250 00 000000	LONG TERM DISABILITY	140.00	130.00	0.00	-100.00%
10E004 1225 2250 00 000000	LONG TERM DISABILITY	0.00	0.00	0.00	0.00%
10E008 1225 2250 00 000000	LONG TERM DISABILITY	0.00	0.00	0.00	0.00%
10E010 1225 2250 00 000000	LONG TERM DISABILITY	0.00	0.00	0.00	0.00%
10E001 1225 2290 00 000000	TEACHER RETIREMENT INSURANCE	1,200.00	5,600.00	6,427.48	14.78%
10E004 1225 2290 00 000000	TEACHER RETIREMENT INSURANCE	2,200.00	0.00	0.00	0.00%
10E008 1225 2290 00 000000	TEACHER RETIREMENT INSURANCE	1,700.00	0.00	0.00	0.00%
10E010 1225 2290 00 000000	TEACHER RETIREMENT INSURANCE	2,200.00	0.00	0.00	0.00%
	<b>TOTAL EMPLOYEE BENEFITS</b>	<b>114,365.00</b>	<b>92,430.00</b>	<b>79,907.77</b>	<b>-13.55%</b>
10E001 1225 4100 00 000000	GENERAL SUPPLIES	1,500.00	1,500.00	10,600.16	606.68%
	<b>TOTAL SUPPLIES</b>	<b>1,500.00</b>	<b>1,500.00</b>	<b>10,600.16</b>	<b>606.68%</b>
	<b>GRAND TOTAL EARLY CHILDHOOD</b>	<b>515,655.00</b>	<b>491,060.00</b>	<b>446,766.79</b>	<b>-9.02%</b>
<b>READING SPECIALIST</b>					
10E003 1250 1100 00 000000	READING SPECIALIST	48,000.00	41,000.00	40,010.16	-2.41%
10E004 1250 1100 00 000000	READING SPECIALIST	148,700.00	156,000.00	147,056.00	-5.73%
10E005 1250 1100 00 000000	READING SPECIALIST	59,000.00	56,000.00	55,244.40	-1.35%
10E008 1250 1100 00 000000	READING SPECIALIST	165,000.00	157,000.00	154,163.49	-1.81%
10E010 1250 1100 00 000000	READING SPECIALIST	140,000.00	133,000.00	130,355.04	-1.99%
10E011 1250 1100 00 000000	READING SPECIALIST	47,500.00	45,500.00	44,575.16	-2.03%
10E008 1250 1120 00 000000	LONGEVITY	535.00	550.00	527.97	-4.01%
10E010 1250 1120 00 000000	LONGEVITY	535.00	0.00	0.00	0.00%
10E011 1250 1120 00 000000	LONGEVITY	535.00	0.00	0.00	0.00%
10E001 1250 1140 00 000000	MENTOR	0.00	1,000.00	0.00	-100.00%
10E003 1250 1200 00 000000	INSURANCE STIPEND	0.00	0.00	0.00	0.00%
10E004 1250 1200 00 000000	INSURANCE STIPEND	0.00	0.00	0.00	0.00%
10E010 1250 1200 00 000000	INSURANCE STIPEND	1,800.00	1,800.00	1,800.00	0.00%
10E011 1250 1200 00 000000	INSURANCE STIPEND	1,800.00	1,800.00	1,800.00	0.00%
	<b>TOTAL SALARIES</b>	<b>613,405.00</b>	<b>593,650.00</b>	<b>575,532.22</b>	<b>-3.05%</b>
10E003 1250 2110 00 000000	TEACHER RETIREMENT	5,000.00	4,300.00	4,166.02	-3.12%
10E004 1250 2110 00 000000	TEACHER RETIREMENT	15,300.00	15,800.00	15,037.34	-4.83%
10E005 1250 2110 00 000000	TEACHER RETIREMENT	6,000.00	5,800.00	5,684.62	-1.99%
10E008 1250 2110 00 000000	TEACHER RETIREMENT	16,800.00	16,000.00	15,793.46	-1.29%
10E010 1250 2110 00 000000	TEACHER RETIREMENT	14,500.00	13,600.00	13,396.30	-1.50%
10E011 1250 2110 00 000000	TEACHER RETIREMENT	5,000.00	4,800.00	4,761.92	-0.79%
10E003 1250 2160 00 000000	TRS SURCHARGE EXPENSE	325.00	275.00	268.47	-2.37%
10E004 1250 2160 00 000000	TRS SURCHARGE EXPENSE	1,000.00	1,025.00	969.15	-5.45%
10E005 1250 2160 00 000000	TRS SURCHARGE EXPENSE	400.00	400.00	366.27	-8.43%
10E008 1250 2160 00 000000	TRS SURCHARGE EXPENSE	1,100.00	1,100.00	1,017.91	-7.46%
10E010 1250 2160 00 000000	TRS SURCHARGE EXPENSE	1,000.00	900.00	863.23	-4.09%
10E011 1250 2160 00 000000	TRS SURCHARGE EXPENSE	350.00	300.00	270.20	-9.93%
10E003 1250 2210 00 000000	LIFE INSURANCE	25.00	25.00	18.44	-26.24%
10E004 1250 2210 00 000000	LIFE INSURANCE	50.00	50.00	36.88	-26.24%
10E005 1250 2210 00 000000	LIFE INSURANCE	25.00	25.00	18.44	-26.24%
10E008 1250 2210 00 000000	LIFE INSURANCE	50.00	50.00	36.88	-26.24%
10E010 1250 2210 00 000000	LIFE INSURANCE	50.00	50.00	36.88	-26.24%
10E011 1250 2210 00 000000	LIFE INSURANCE	25.00	25.00	12.24	-51.04%
10E003 1250 2220 00 000000	MEDICAL INSURANCE	18,000.00	12,800.00	12,765.08	-0.27%
10E004 1250 2220 00 000000	MEDICAL INSURANCE	21,500.00	30,000.00	29,448.24	-1.84%
10E005 1250 2220 00 000000	MEDICAL INSURANCE	17,600.00	17,000.00	16,683.16	-1.86%
10E008 1250 2220 00 000000	MEDICAL INSURANCE	26,500.00	17,500.00	17,022.16	-2.73%
10E010 1250 2220 00 000000	MEDICAL INSURANCE	9,000.00	8,800.00	8,511.08	-3.28%
10E003 1250 2230 00 000000	DENTAL INSURANCE	1,000.00	1,000.00	954.44	-4.56%
10E004 1250 2230 00 000000	DENTAL INSURANCE	1,500.00	1,500.00	1,515.04	1.00%
10E005 1250 2230 00 000000	DENTAL INSURANCE	1,000.00	1,000.00	954.44	-4.56%
10E008 1250 2230 00 000000	DENTAL INSURANCE	1,500.00	925.00	899.92	-2.71%
10E010 1250 2230 00 000000	DENTAL INSURANCE	500.00	500.00	449.96	-10.01%
10E003 1250 2290 00 000000	TEACHER RETIREMENT INSURANCE	1,200.00	1,000.00	953.55	-4.65%
10E004 1250 2290 00 000000	TEACHER RETIREMENT INSURANCE	3,800.00	3,600.00	3,441.72	-4.40%

**CENTRAL COMM UNIT SCHOOL DISTRICT 301**  
**BUDGET 2018-2019**

ACCOUNT NUMBER	DESCRIPTION	2018-2019 TENTATIVE BUDGET	2017-2018 FINAL BUDGET	2017-2018 ACTUAL (UNAUDITED)	2017-2018 BUDGET vs ACTUAL
10E005 1250 2290 00 000000	TEACHER RETIREMENT INSURANCE	1,500.00	1,500.00	1,300.95	-13.27%
10E008 1250 2290 00 000000	TEACHER RETIREMENT INSURANCE	4,000.00	3,700.00	3,615.05	-2.30%
10E010 1250 2290 00 000000	TEACHER RETIREMENT INSURANCE	3,500.00	3,100.00	3,066.32	-1.09%
10E011 1250 2290 00 000000	TEACHER RETIREMENT INSURANCE	1,200.00	1,100.00	959.59	-12.76%
<b>TOTAL</b>	<b>EMPLOYEE BENEFITS</b>	<b>180,300.00</b>	<b>169,550.00</b>	<b>165,295.35</b>	<b>-2.51%</b>
<b>GRAND TOTAL</b>	<b>READING SPECIALISTS</b>	<b>793,705.00</b>	<b>763,200.00</b>	<b>740,827.57</b>	<b>-2.93%</b>
<b>VOCATIONAL PROGRAMS</b>					
10E002 1400 3320 00 000000	TRAVEL	300.00	300.00	0.00	-100.00%
<b>TOTAL</b>	<b>PURCHASED SERVICES</b>	<b>300.00</b>	<b>300.00</b>	<b>0.00</b>	<b>-100.00%</b>
10E002 1400 4100 00 000000	AGRICULTURE	10,000.00	3,330.00	2,463.00	-26.04%
10E002 1400 4100 03 000000	TECHNICAL SUPPLIES	5,000.00	2,500.00	628.00	-74.88%
10E002 1400 4100 10 000000	INDUSTRIAL ARTS SUPPLIES	15,000.00	15,000.00	7,787.45	-48.08%
<b>TOTAL</b>	<b>SUPPLIES</b>	<b>30,000.00</b>	<b>20,830.00</b>	<b>10,878.45</b>	<b>-47.78%</b>
10E002 1400 6400 00 000000	DUES/FEES	2,000.00	1,000.00	1,238.00	23.80%
<b>TOTAL</b>	<b>OTHER OBJECTS</b>	<b>2,000.00</b>	<b>1,000.00</b>	<b>1,238.00</b>	<b>23.80%</b>
<b>GRAND TOTAL</b>	<b>VOCATIONAL PROGRAMS</b>	<b>32,300.00</b>	<b>22,130.00</b>	<b>12,116.45</b>	<b>-45.25%</b>
<b>ATHLETICS</b>					
10E002 1500 1000 00 000000	ATHLETIC DIRECTOR SALARY	108,300.00	102,710.00	101,581.46	-1.10%
10E003 1500 1000 00 000000	ATHLETIC DIRECTOR SALARY	6,800.00	6,700.00	6,380.68	-4.77%
10E011 1500 1000 00 000000	ATHLETIC DIRECTOR SALARY	7,700.00	6,700.00	6,578.20	-1.82%
10E002 1500 1100 00 000000	CHS COACHING	317,000.00	305,000.00	298,519.29	-2.12%
10E003 1500 1100 00 000000	CMS COACHING	49,000.00	49,000.00	39,000.50	-20.41%
10E011 1500 1100 00 000000	PKMS COACHING	64,000.00	61,000.00	52,562.16	-13.83%
10E002 1500 1110 00 000000	SECRETARY SALARY	40,000.00	42,000.00	37,447.75	-10.84%
10E002 1500 1900 00 000000	SALARY ADD ON	2,000.00	2,400.00	-1,535.60	-163.98%
<b>TOTAL</b>	<b>SALARIES</b>	<b>594,800.00</b>	<b>575,510.00</b>	<b>540,534.44</b>	<b>-6.08%</b>
10E002 1500 2110 00 000000	TEACHER RETIREMENT-AD/COACHING	43,000.00	40,000.00	40,489.74	1.22%
10E003 1500 2110 00 000000	TEACHER RETIREMENT-AD/COACHING	5,600.00	5,500.00	5,592.05	1.67%
10E011 1500 2110 00 000000	TEACHER RETIREMENT-AD/COACHING	7,300.00	6,800.00	6,750.14	-0.73%
10E002 1500 2160 00 000000	TRS SURCHARGE EXPENSE-AD/COACHING	2,800.00	2,700.00	2,699.30	-0.03%
10E003 1500 2160 00 000000	TRS SURCHARGE EXPENSE-AD/COACHING	500.00	500.00	360.68	-27.86%
10E011 1500 2160 00 000000	TRS SURCHARGE EXPENSE-AD/COACHING	500.00	600.00	435.19	-27.47%
10E002 1500 2210 00 000000	LIFE INSURANCE	120.00	120.00	118.38	-1.35%
10E003 1500 2210 00 000000	LIFE INSURANCE	0.00	0.00	2.80	0.00%
10E011 1500 2210 00 000000	LIFE INSURANCE	0.00	0.00	4.16	0.00%
10E002 1500 2220 00 000000	MEDICAL INSURANCE	40,000.00	30,000.00	38,497.11	28.32%
10E003 1500 2220 00 000000	MEDICAL INSURANCE	0.00	0.00	0.00	0.00%
10E011 1500 2220 00 000000	MEDICAL INSURANCE	0.00	0.00	1,132.50	0.00%
10E002 1500 2230 00 000000	DENTAL INSURANCE	2,400.00	1,800.00	2,375.94	32.00%
10E003 1500 2230 00 000000	DENTAL INSURANCE	0.00	0.00	432.50	0.00%
10E011 1500 2230 00 000000	DENTAL INSURANCE	0.00	0.00	67.32	0.00%
10E002 1500 2250 00 000000	LONG TERM DISABILITY	350.00	325.00	333.32	2.56%
10E002 1500 2290 00 000000	TEACHER RETIREMENT INSURANCE	10,100.00	10,000.00	9,402.50	-5.98%
10E003 1500 2290 00 000000	TEACHER RETIREMENT INSURANCE	1,400.00	1,300.00	1,279.57	-1.57%
10E011 1500 2290 00 000000	TEACHER RETIREMENT INSURANCE	1,800.00	1,700.00	1,544.84	-9.13%
<b>TOTAL</b>	<b>EMPLOYEE BENEFITS</b>	<b>115,870.00</b>	<b>101,345.00</b>	<b>111,518.04</b>	<b>10.04%</b>
10E002 1500 3120 00 000000	ATHLETIC IHSA STATE SERVICES	20,000.00	6,000.00	19,453.36	224.22%
10E002 1500 3190 00 000000	ATHLETIC PURCHASED SERVICES	105,000.00	105,000.00	98,935.86	-5.78%
10E003 1500 3190 00 000000	ATHLETIC PURCHASED SERVICES	14,850.00	12,200.00	11,922.30	-2.28%
10E011 1500 3190 00 000000	ATHLETIC PURCHASED SERVICES	12,500.00	11,500.00	11,788.89	2.51%
10E003 1500 3230 00 000000	REPAIRS	3,000.00	3,800.00	2,364.39	-37.78%
10E011 1500 3230 00 000000	REPAIRS	1,500.00	2,000.00	2,735.79	36.79%
10E002 1500 3320 00 000000	TRAVEL	500.00	2,000.00	139.52	-93.02%
10E003 1500 3320 00 000000	TRAVEL	150.00	150.00	0.00	-100.00%
10E011 1500 3320 00 000000	TRAVEL	300.00	300.00	276.07	-7.98%
10E002 1500 3900 00 000000	OTHER PURCHASE SERVICES	15,000.00	15,000.00	15,962.75	6.42%
10E002 1500 3910 00 000000	OTHER PURCHASE SERVICES	5,000.00	5,000.00	3,394.93	-32.10%
<b>TOTAL</b>	<b>PURCHASED SERVICES</b>	<b>177,800.00</b>	<b>162,950.00</b>	<b>166,973.86</b>	<b>2.47%</b>
10E002 1500 4100 00 000000	ATHLETIC SUPPLIES	50,000.00	50,000.00	47,284.64	-5.43%
10E003 1500 4100 00 000000	ATHLETIC SUPPLIES	6,500.00	7,550.00	3,603.10	-52.28%

**CENTRAL COMM UNIT SCHOOL DISTRICT 301  
BUDGET 2018-2019**

ACCOUNT NUMBER	DESCRIPTION	2018-2019 TENTATIVE BUDGET	2017-2018 FINAL BUDGET	2017-2018 ACTUAL (UNAUDITED)	2017-2018 BUDGET vs ACTUAL
10E011 1500 4100 00 000000	ATHLETIC SUPPLIES	6,000.00	7,000.00	5,092.12	-27.26%
10E002 1500 4110 00 000000	UNIFORMS	25,500.00	25,500.00	25,325.80	-0.68%
10E003 1500 4110 00 000000	UNIFORMS	3,000.00	4,000.00	5,129.14	28.23%
10E011 1500 4110 00 000000	UNIFORMS	5,000.00	4,500.00	5,229.84	16.22%
10E002 1500 4120 00 000000	IHSA STATE SUPPLIES	4,000.00	6,000.00	3,728.60	-37.86%
10E002 1500 4900 00 000000	OTHER ATHLETIC SUPPLIES	15,000.00	15,000.00	15,632.12	4.21%
10E002 1500 4910 00 000000	OTHER SUPPLIES	5,000.00	5,000.00	1,904.15	-61.92%
	<b>TOTAL SUPPLIES</b>	<b>120,000.00</b>	<b>124,550.00</b>	<b>112,929.51</b>	<b>-9.33%</b>
10E002 1500 6400 00 000000	DUES/FEES	27,000.00	27,000.00	30,001.04	11.11%
10E003 1500 6400 00 000000	DUES/FEES	1,300.00	1,100.00	1,571.47	42.86%
10E011 1500 6400 00 000000	DUES/FEES	1,500.00	1,500.00	1,474.00	-1.73%
	<b>TOTAL OTHER OBJECTS</b>	<b>29,800.00</b>	<b>29,600.00</b>	<b>33,046.51</b>	<b>11.64%</b>
10E002 1500 7100 00 000000	NON-CAPITAL OUTLAY	4,000.00	0.00	7,446.79	0.00%
10E003 1500 7100 00 000000	NON-CAPITAL OUTLAY	1,000.00	1,000.00	0.00	-100.00%
10E011 1500 7100 00 000000	NON-CAPITAL OUTLAY	1,000.00	1,000.00	930.00	-7.00%
	<b>TOTAL NON-CAPITAL EQUIPMENT</b>	<b>6,000.00</b>	<b>2,000.00</b>	<b>8,376.79</b>	<b>318.84%</b>
	<b>GRAND TOTAL ATHLETICS</b>	<b>1,044,270.00</b>	<b>995,955.00</b>	<b>973,379.15</b>	<b>-2.27%</b>
<b>DRIVER'S EDUCATION</b>					
10E002 1730 1100 00 000000	HS DRIVER'S ED SALARY	0.00	0.00	0.00	0.00%
10E002 1730 1130 00 000000	HS DRIVER'S ED SALARY ADD ON	40,000.00	55,000.00	33,819.50	-38.51%
	<b>TOTAL SALARIES</b>	<b>40,000.00</b>	<b>55,000.00</b>	<b>33,819.50</b>	<b>-38.51%</b>
10E002 1730 2110 00 000000	TEACHER RETIREMENT	1,000.00	1,600.00	934.80	-41.58%
10E002 1730 2160 00 000000	TRS SURCHARGE EXPENSE	150.00	200.00	132.89	-33.56%
10E002 1730 2290 00 000000	TEACHER RETIREMENT INSURANCE	350.00	400.00	324.20	-18.95%
	<b>TOTAL EMPLOYEE BENEFITS</b>	<b>1,500.00</b>	<b>2,200.00</b>	<b>1,391.89</b>	<b>-36.73%</b>
10E002 1730 3320 00 000000	TRAVEL	200.00	500.00	0.00	-100.00%
	<b>TOTAL PURCHASED SERVICES</b>	<b>200.00</b>	<b>500.00</b>	<b>0.00</b>	<b>-100.00%</b>
10E002 1730 4100 00 000000	DRIVER'S ED SUPPLIES	3,000.00	5,000.00	2,366.56	-52.67%
	<b>TOTAL SUPPLIES</b>	<b>3,000.00</b>	<b>5,000.00</b>	<b>2,366.56</b>	<b>-52.67%</b>
10E002 1730 5400 00 000000	CAPITAL OUTLAY	10,000.00	35,000.00	9,039.00	-74.17%
	<b>TOTAL CAPITAL OUTLAYS</b>	<b>10,000.00</b>	<b>35,000.00</b>	<b>9,039.00</b>	<b>-74.17%</b>
	<b>GRAND TOTAL DRIVER'S EDUCATION</b>	<b>54,700.00</b>	<b>97,700.00</b>	<b>46,616.95</b>	<b>-52.29%</b>
<b>ENGLISH LANGUAGE LEARNER</b>					
10E001 1800 1100 00 000000	ELL TEACHER SALARY	0.00	0.00	0.00	0.00%
10E002 1800 1100 00 000000	ELL TEACHER SALARY	12,000.00	12,000.00	11,225.40	-6.46%
10E003 1800 1100 00 000000	ELL TEACHER SALARY	14,500.00	6,800.00	6,669.95	-1.91%
10E004 1800 1100 00 000000	ELL TEACHER SALARY	134,600.00	115,000.00	74,174.44	-35.50%
10E005 1800 1100 00 000000	ELL TEACHER SALARY	21,500.00	20,000.00	18,237.04	-8.81%
10E008 1800 1100 00 000000	ELL TEACHER SALARY	183,000.00	141,000.00	132,779.41	-5.83%
10E010 1800 1100 00 000000	ELL TEACHER SALARY	154,000.00	96,000.00	136,455.57	42.14%
10E011 1800 1100 00 000000	ELL TEACHER SALARY	38,800.00	32,000.00	27,445.01	-14.23%
10E011 1800 1120 00 000000	LONGEVITY	0.00	550.00	527.97	-4.01%
10E001 1800 1130 00 000000	TRANSLATION SERVICES SALARIES	1,000.00	2,000.00	4,168.09	108.40%
10E002 1800 1130 00 000000	SALARY ADD ON	100.00	0.00	0.00	0.00%
10E003 1800 1130 00 000000	SALARY ADD ON	100.00	0.00	0.00	0.00%
10E004 1800 1130 00 000000	SALARY ADD ON	750.00	0.00	0.00	0.00%
10E005 1800 1130 00 000000	SALARY ADD ON	120.00	0.00	0.00	0.00%
10E008 1800 1130 00 000000	SALARY ADD ON	1,100.00	0.00	0.00	0.00%
10E010 1800 1130 00 000000	SALARY ADD ON	850.00	0.00	0.00	0.00%
10E011 1800 1130 00 000000	SALARY ADD ON	225.00	0.00	0.00	0.00%
10E004 1800 1140 00 000000	MENTOR SALARY	0.00	0.00	830.00	0.00%
10E008 1800 1140 00 000000	MENTOR SALARY	1,000.00	3,300.00	0.00	-100.00%
10E010 1800 1140 00 000000	MENTOR SALARY	0.00	0.00	830.00	0.00%
10E003 1800 1200 00 000000	INSURANCE STIPEND	0.00	0.00	264.06	0.00%
10E004 1800 1200 00 000000	INSURANCE STIPEND	1,800.00	1,800.00	1,800.00	0.00%
10E008 1800 1200 00 000000	INSURANCE STIPEND	1,800.00	1,800.00	1,800.00	0.00%
10E010 1800 1200 00 000000	INSURANCE STIPEND	1,800.00	2,800.00	2,700.00	-3.57%
	<b>TOTAL SALARIES</b>	<b>569,045.00</b>	<b>435,050.00</b>	<b>419,906.94</b>	<b>-3.48%</b>

**CENTRAL COMM UNIT SCHOOL DISTRICT 301  
BUDGET 2018-2019**

ACCOUNT NUMBER	DESCRIPTION	2018-2019 TENTATIVE BUDGET	2017-2018 FINAL BUDGET	2017-2018 ACTUAL (UNAUDITED)	2017-2018 BUDGET vs ACTUAL
10E001 1800 2110 00 000000	RETIREMENT	0.00	0.00	412.22	0.00%
10E002 1800 2110 00 000000	RETIREMENT	1,200.00	1,200.00	1,119.00	-6.75%
10E003 1800 2110 00 000000	RETIREMENT	1,500.00	700.00	690.92	-1.30%
10E004 1800 2110 00 000000	RETIREMENT	12,000.00	11,750.00	7,937.09	-32.45%
10E005 1800 2110 00 000000	RETIREMENT	2,200.00	2,100.00	2,129.98	1.43%
10E008 1800 2110 00 000000	RETIREMENT	18,700.00	15,000.00	13,984.57	-6.77%
10E010 1800 2110 00 000000	RETIREMENT	18,000.00	9,900.00	13,896.92	40.37%
10E011 1800 2110 00 000000	RETIREMENT	3,900.00	3,000.00	3,067.02	2.23%
10E001 1800 2160 00 000000	TRS SURCHARGE EXPENSE	0.00	0.00	26.56	0.00%
10E002 1800 2160 00 000000	TRS SURCHARGE EXPENSE	100.00	100.00	72.00	-28.00%
10E003 1800 2160 00 000000	TRS SURCHARGE EXPENSE	100.00	50.00	44.48	-11.04%
10E004 1800 2160 00 000000	TRS SURCHARGE EXPENSE	800.00	750.00	511.43	-31.81%
10E005 1800 2160 00 000000	TRS SURCHARGE EXPENSE	140.00	150.00	137.18	-8.55%
10E008 1800 2160 00 000000	TRS SURCHARGE EXPENSE	1,200.00	1,000.00	901.05	-9.90%
10E010 1800 2160 00 000000	TRS SURCHARGE EXPENSE	1,200.00	700.00	895.60	27.94%
10E011 1800 2160 00 000000	TRS SURCHARGE EXPENSE	250.00	200.00	197.57	-1.22%
10E001 1800 2210 00 000000	LIFE INSURANCE	0.00	0.00	0.00	0.00%
10E002 1800 2210 00 000000	LIFE INSURANCE	10.00	10.00	0.00	-100.00%
10E003 1800 2210 00 000000	LIFE INSURANCE	10.00	10.00	2.68	-73.20%
10E004 1800 2210 00 000000	LIFE INSURANCE	50.00	60.00	32.94	-45.10%
10E005 1800 2210 00 000000	LIFE INSURANCE	10.00	10.00	7.00	-30.00%
10E008 1800 2210 00 000000	LIFE INSURANCE	70.00	70.00	54.62	-21.97%
10E010 1800 2210 00 000000	LIFE INSURANCE	100.00	50.00	54.35	8.70%
10E011 1800 2210 00 000000	LIFE INSURANCE	20.00	0.00	15.20	0.00%
10E001 1800 2220 00 000000	MEDICAL INSURANCE	0.00	0.00	0.00	0.00%
10E002 1800 2220 00 000000	MEDICAL INSURANCE	2,800.00	2,600.00	0.00	-100.00%
10E003 1800 2220 00 000000	MEDICAL INSURANCE	2,500.00	0.00	0.00	0.00%
10E004 1800 2220 00 000000	MEDICAL INSURANCE	9,200.00	33,500.00	14,278.85	-57.38%
10E005 1800 2220 00 000000	MEDICAL INSURANCE	9,000.00	4,400.00	7,346.83	66.97%
10E008 1800 2220 00 000000	MEDICAL INSURANCE	30,000.00	31,000.00	22,555.80	-27.24%
10E010 1800 2220 00 000000	MEDICAL INSURANCE	27,000.00	8,700.00	16,880.44	94.03%
10E011 1800 2220 00 000000	MEDICAL INSURANCE	6,500.00	0.00	919.09	0.00%
10E001 1800 2230 00 000000	DENTAL INSURANCE	0.00	0.00	0.00	0.00%
10E002 1800 2230 00 000000	DENTAL INSURANCE	150.00	150.00	0.00	-100.00%
10E003 1800 2230 00 000000	DENTAL INSURANCE	150.00	0.00	0.00	0.00%
10E004 1800 2230 00 000000	DENTAL INSURANCE	550.00	2,000.00	807.80	-59.61%
10E005 1800 2230 00 000000	DENTAL INSURANCE	325.00	250.00	278.36	11.34%
10E008 1800 2230 00 000000	DENTAL INSURANCE	2,500.00	2,000.00	1,764.51	-11.77%
10E010 1800 2230 00 000000	DENTAL INSURANCE	1,500.00	500.00	926.28	85.26%
10E011 1800 2230 00 000000	DENTAL INSURANCE	400.00	0.00	32.44	0.00%
10E001 1800 2290 00 000000	TEACHERS RETIREMENT INSURANCE	0.00	0.00	94.35	0.00%
10E002 1800 2290 00 000000	TEACHERS RETIREMENT INSURANCE	300.00	300.00	256.00	-14.67%
10E003 1800 2290 00 000000	TEACHERS RETIREMENT INSURANCE	400.00	175.00	158.17	-9.62%
10E004 1800 2290 00 000000	TEACHERS RETIREMENT INSURANCE	2,900.00	2,700.00	1,816.84	-32.71%
10E005 1800 2290 00 000000	TEACHERS RETIREMENT INSURANCE	500.00	500.00	487.51	-2.50%
10E008 1800 2290 00 000000	TEACHERS RETIREMENT INSURANCE	4,500.00	3,400.00	3,201.04	-5.85%
10E010 1800 2290 00 000000	TEACHERS RETIREMENT INSURANCE	4,500.00	2,100.00	3,180.76	51.46%
10E011 1800 2290 00 000000	TEACHERS RETIREMENT INSURANCE	950.00	675.00	701.96	3.99%
<b>TOTAL EMPLOYEE BENEFITS</b>		<b>168,185.00</b>	<b>141,760.00</b>	<b>121,877.41</b>	<b>-14.03%</b>
10E001 1800 3190 00 000000	ELL PURCHASED SERVICES	5,000.00	14,500.00	4,665.87	-67.82%
10E001 1800 3320 00 000000	ELL TRAVEL	500.00	500.00	0.00	-100.00%
<b>TOTAL PURCHASED SERVICES</b>		<b>5,500.00</b>	<b>15,000.00</b>	<b>4,665.87</b>	<b>-68.89%</b>
10E001 1800 4100 00 000000	ELL SUPPLIES	4,000.00	4,000.00	3,127.71	-21.81%
<b>TOTAL SUPPLIES</b>		<b>4,000.00</b>	<b>4,000.00</b>	<b>3,127.71</b>	<b>-21.81%</b>
<b>GRAND TOTAL ENGLISH LANGUAGE LEARNER</b>		<b>746,730.00</b>	<b>595,810.00</b>	<b>549,577.93</b>	<b>-7.76%</b>
<b>SPECIAL EDUCATION PRIVATE TUITION</b>					
10E001 1912 6700 00 000000	SPECIAL ED K-12 PRIVATE TUITION	800,000.00	700,000.00	706,777.20	0.97%
<b>TOTAL OTHER OBJECTS</b>		<b>800,000.00</b>	<b>700,000.00</b>	<b>706,777.20</b>	<b>0.97%</b>
<b>GRAND TOTAL SPECIAL ED PRIVATE TUITION</b>		<b>800,000.00</b>	<b>700,000.00</b>	<b>706,777.20</b>	<b>0.97%</b>
<b>SOCIAL WORK</b>					
10E002 2110 1100 00 000000	SOCIAL WORKER	111,000.00	110,000.00	91,521.30	-16.80%
10E003 2110 1100 00 000000	SOCIAL WORKER	39,900.00	36,000.00	32,819.86	-8.83%
10E004 2110 1100 00 000000	SOCIAL WORKER	71,500.00	69,000.00	67,494.95	-2.18%

**CENTRAL COMM UNIT SCHOOL DISTRICT 301**  
**BUDGET 2018-2019**

ACCOUNT NUMBER	DESCRIPTION	2018-2019 TENTATIVE BUDGET	2017-2018 FINAL BUDGET	2017-2018 ACTUAL (UNAUDITED)	2017-2018 BUDGET vs ACTUAL
10E005 2110 1100 00 000000	SOCIAL WORKER	33,000.00	32,000.00	31,062.60	-2.93%
10E008 2110 1100 00 000000	SOCIAL WORKER	48,500.00	46,500.00	45,716.01	-1.69%
10E010 2110 1100 00 000000	SOCIAL WORKER	67,000.00	66,000.00	65,338.43	-1.00%
10E011 2110 1100 00 000000	SOCIAL WORKER	63,000.00	75,500.00	74,399.80	-1.46%
10E004 2110 1120 00 000000	LONGEVITY	550.00	550.00	527.97	-4.01%
10E011 2110 1120 00 000000	LONGEVITY	0.00	900.00	905.09	0.57%
10E001 2110 1140 00 000000	MENTOR	0.00	1,500.00	0.00	-100.00%
10E002 2110 1140 00 000000	MENTOR	1,000.00	0.00	0.00	0.00%
10E011 2110 1140 00 000000	MENTOR	1,000.00	0.00	0.00	0.00%
10E002 2110 1200 00 000000	INSURANCE STIPEND	1,800.00	1,800.00	1,800.00	0.00%
	<b>TOTAL SALARIES</b>	<b>438,250.00</b>	<b>439,750.00</b>	<b>411,586.01</b>	<b>-6.40%</b>
10E002 2110 2110 00 000000	TEACHER RETIREMENT	11,500.00	11,000.00	10,561.02	-3.99%
10E003 2110 2110 00 000000	TEACHER RETIREMENT	3,900.00	3,800.00	3,772.24	-0.73%
10E004 2110 2110 00 000000	TEACHER RETIREMENT	7,400.00	7,000.00	6,958.04	-0.60%
10E005 2110 2110 00 000000	TEACHER RETIREMENT	3,500.00	3,100.00	3,096.20	-0.12%
10E008 2110 2110 00 000000	TEACHER RETIREMENT	5,100.00	5,000.00	4,734.82	-5.30%
10E010 2110 2110 00 000000	TEACHER RETIREMENT	7,100.00	6,800.00	6,690.82	-1.61%
10E011 2110 2110 00 000000	TEACHER RETIREMENT	6,500.00	9,650.00	7,680.72	-20.41%
10E002 2110 2160 00 000000	TRS SURCHARGE EXPENSE	750.00	700.00	680.47	-2.79%
10E003 2110 2160 00 000000	TRS SURCHARGE EXPENSE	250.00	300.00	243.14	-18.95%
10E004 2110 2160 00 000000	TRS SURCHARGE EXPENSE	500.00	500.00	448.44	-10.31%
10E005 2110 2160 00 000000	TRS SURCHARGE EXPENSE	225.00	200.00	199.60	-0.20%
10E008 2110 2160 00 000000	TRS SURCHARGE EXPENSE	325.00	325.00	305.07	-6.13%
10E010 2110 2160 00 000000	TRS SURCHARGE EXPENSE	460.00	450.00	431.07	-4.21%
10E011 2110 2160 00 000000	TRS SURCHARGE EXPENSE	425.00	500.00	494.86	-1.03%
10E002 2110 2210 00 000000	LIFE INSURANCE	40.00	40.00	32.04	-19.90%
10E003 2110 2210 00 000000	LIFE INSURANCE	25.00	25.00	16.80	-32.80%
10E004 2110 2210 00 000000	LIFE INSURANCE	25.00	25.00	18.44	-26.24%
10E005 2110 2210 00 000000	LIFE INSURANCE	25.00	25.00	18.44	-26.24%
10E008 2110 2210 00 000000	LIFE INSURANCE	25.00	25.00	18.44	-26.24%
10E010 2110 2210 00 000000	LIFE INSURANCE	25.00	25.00	18.44	-26.24%
10E011 2110 2210 00 000000	LIFE INSURANCE	25.00	25.00	18.24	-27.04%
10E002 2110 2220 00 000000	MEDICAL INSURANCE	13,500.00	7,500.00	12,784.00	70.45%
10E003 2110 2220 00 000000	MEDICAL INSURANCE	9,200.00	4,500.00	8,024.58	78.32%
10E004 2110 2220 00 000000	MEDICAL INSURANCE	14,000.00	13,500.00	13,130.20	-2.74%
10E005 2110 2220 00 000000	MEDICAL INSURANCE	0.00	0.00	0.00	0.00%
10E008 2110 2220 00 000000	MEDICAL INSURANCE	15,500.00	15,000.00	14,709.92	-1.93%
10E010 2110 2220 00 000000	MEDICAL INSURANCE	18,000.00	17,000.00	16,683.16	-1.86%
10E011 2110 2220 00 000000	MEDICAL INSURANCE	17,500.00	17,000.00	16,499.96	-2.94%
10E002 2110 2230 00 000000	DENTAL INSURANCE	700.00	475.00	559.18	17.72%
10E003 2110 2230 00 000000	DENTAL INSURANCE	500.00	300.00	420.56	40.19%
10E004 2110 2230 00 000000	DENTAL INSURANCE	1,000.00	1,000.00	954.44	-4.56%
10E005 2110 2230 00 000000	DENTAL INSURANCE	0.00	0.00	0.00	0.00%
10E008 2110 2230 00 000000	DENTAL INSURANCE	1,000.00	1,000.00	954.44	-4.56%
10E010 2110 2230 00 000000	DENTAL INSURANCE	1,000.00	1,000.00	954.44	-4.56%
10E011 2110 2230 00 000000	DENTAL INSURANCE	1,000.00	1,000.00	943.84	-5.62%
10E002 2110 2290 00 000000	TEACHER RETIREMENT INSURANCE	2,700.00	2,500.00	2,417.35	-3.31%
10E003 2110 2290 00 000000	TEACHER RETIREMENT INSURANCE	950.00	900.00	863.50	-4.06%
10E004 2110 2290 00 000000	TEACHER RETIREMENT INSURANCE	1,800.00	1,700.00	1,592.51	-6.32%
10E005 2110 2290 00 000000	TEACHER RETIREMENT INSURANCE	825.00	725.00	708.80	-2.23%
10E008 2110 2290 00 000000	TEACHER RETIREMENT INSURANCE	1,200.00	1,100.00	1,083.75	-1.48%
10E010 2110 2290 00 000000	TEACHER RETIREMENT INSURANCE	1,700.00	1,600.00	1,531.35	-4.29%
10E011 2110 2290 00 000000	TEACHER RETIREMENT INSURANCE	1,600.00	1,750.00	1,758.18	0.47%
	<b>TOTAL EMPLOYEE BENEFITS</b>	<b>151,800.00</b>	<b>139,065.00</b>	<b>143,011.51</b>	<b>2.84%</b>
10E001 2110 3320 00 000000	TRAVEL	750.00	750.00	17.88	-97.62%
	<b>TOTAL PURCHASED SERVICES</b>	<b>750.00</b>	<b>750.00</b>	<b>17.88</b>	<b>-97.62%</b>
10E001 2110 4100 00 000000	SOCIAL WORK SUPPLIES	1,025.00	1,025.00	460.97	-55.03%
	<b>TOTAL SUPPLIES</b>	<b>1,025.00</b>	<b>1,025.00</b>	<b>460.97</b>	<b>-55.03%</b>
10E001 2110 6400 00 000000	DUES/FEES	150.00	420.00	150.00	-64.29%
	<b>TOTAL OTHER OBJECTS</b>	<b>150.00</b>	<b>420.00</b>	<b>150.00</b>	<b>-64.29%</b>
	<b>GRAND TOTAL SOCIAL WORK</b>	<b>591,975.00</b>	<b>581,010.00</b>	<b>555,226.37</b>	<b>-4.44%</b>
<b>GUIDANCE SERVICES</b>					
10E002 2120 1100 00 000000	COUNSELOR SALARY	200,000.00	147,000.00	137,090.02	-6.74%
10E002 2120 1120 00 000000	LONGEVITY	0.00	0.00	0.00	0.00%

**CENTRAL COMM UNIT SCHOOL DISTRICT 301  
BUDGET 2018-2019**

ACCOUNT NUMBER	DESCRIPTION	2018-2019 TENTATIVE BUDGET	2017-2018 FINAL BUDGET	2017-2018 ACTUAL (UNAUDITED)	2017-2018 BUDGET vs ACTUAL
10E002 2120 1110 00 000000	SECRETARY SALARY	47,500.00	45,200.00	45,312.91	0.25%
10E002 2120 1200 00 000000	INSURANCE STIPEND	1,800.00	1,800.00	1,800.00	0.00%
	<b>TOTAL SALARIES</b>	<b>249,300.00</b>	<b>194,000.00</b>	<b>184,202.93</b>	<b>-5.05%</b>
10E002 2120 2110 00 000000	TEACHER RETIREMENT	25,000.00	14,600.00	13,905.39	-4.76%
10E002 2120 2160 00 000000	TRS SURCHARGE EXPENSE	1,300.00	950.00	895.94	-5.69%
10E002 2120 2210 00 000000	LIFE INSURANCE	100.00	100.00	70.76	-29.24%
10E002 2120 2220 00 000000	MEDICAL INSURANCE	52,000.00	29,000.00	27,611.44	-4.79%
10E002 2120 2230 00 000000	DENTAL INSURANCE	3,600.00	1,600.00	1,787.44	11.72%
10E002 2120 2290 00 000000	TEACHER RETIREMENT INSURANCE	5,000.00	3,400.00	3,182.44	-6.40%
	<b>TOTAL EMPLOYEE BENEFITS</b>	<b>87,000.00</b>	<b>49,650.00</b>	<b>47,453.41</b>	<b>-4.42%</b>
10E002 2120 3230 00 000000	REPAIRS	0.00	0.00	0.00	0.00%
	<b>TOTAL PURCHASED SERVICES</b>	<b>0.00</b>	<b>0.00</b>	<b>0.00</b>	<b>0.00%</b>
10E002 2120 4100 00 000000	GUIDANCE SUPPLIES	8,000.00	2,500.00	3,732.75	49.31%
	<b>TOTAL SUPPLIES</b>	<b>8,000.00</b>	<b>2,500.00</b>	<b>3,732.75</b>	<b>49.31%</b>
	<b>GRAND TOTAL GUIDANCE SERVICES</b>	<b>344,300.00</b>	<b>246,150.00</b>	<b>235,389.09</b>	<b>-4.37%</b>
<b>HEALTH SERVICES</b>					
10E002 2130 1100 00 000000	NURSE SALARY	38,000.00	36,000.00	35,311.25	-1.91%
10E003 2130 1100 00 000000	NURSE SALARY	62,800.00	59,500.00	54,634.28	-8.18%
10E004 2130 1100 00 000000	NURSE SALARY	28,000.00	29,000.00	31,467.77	8.51%
10E005 2130 1100 00 000000	NURSE SALARY	28,000.00	26,500.00	26,283.39	-0.82%
10E008 2130 1100 00 000000	NURSE SALARY	36,000.00	33,700.00	31,844.24	-5.51%
10E010 2130 1100 00 000000	NURSE SALARY	36,000.00	34,000.00	33,304.38	-2.05%
10E011 2130 1100 00 000000	NURSE SALARY	30,500.00	28,500.00	22,626.02	-20.61%
10E003 2130 1120 00 000000	LONGEVITY	530.00	530.00	527.97	-0.38%
10E004 2130 1120 00 000000	LONGEVITY	0.00	0.00	0.00	0.00%
10E010 2130 1200 00 000000	INSURANCE STIPEND	0.00	1,800.00	0.00	-100.00%
10E011 2130 1200 00 000000	INSURANCE STIPEND	0.00	0.00	0.00	0.00%
10E001 2130 1220 00 000000	SUB NURSE PAY	14,000.00	11,500.00	13,220.00	14.96%
	<b>TOTAL SALARIES</b>	<b>273,830.00</b>	<b>261,030.00</b>	<b>249,219.30</b>	<b>-4.52%</b>
10E003 2130 2110 00 000000	TEACHER RETIREMENT	6,300.00	6,100.00	5,992.61	-1.76%
10E004 2130 2110 00 000000	TEACHER RETIREMENT	0.00	0.00	0.00	0.00%
10E003 2130 2160 00 000000	TRS SURCHARGE EXPENSE	400.00	450.00	386.16	-14.19%
10E004 2130 2160 00 000000	TRS SURCHARGE EXPENSE	0.00	0.00	0.00	0.00%
10E002 2130 2210 00 000000	LIFE INSURANCE	25.00	25.00	18.44	-26.24%
10E003 2130 2210 00 000000	LIFE INSURANCE	25.00	25.00	18.44	-26.24%
10E004 2130 2210 00 000000	LIFE INSURANCE	25.00	25.00	18.44	-26.24%
10E008 2130 2210 00 000000	LIFE INSURANCE	25.00	25.00	18.44	-26.24%
10E010 2130 2210 00 000000	LIFE INSURANCE	25.00	25.00	18.44	-26.24%
10E011 2130 2210 00 000000	LIFE INSURANCE	25.00	25.00	15.20	-39.20%
10E002 2130 2220 00 000000	MEDICAL INSURANCE	14,750.00	14,500.00	14,130.00	-2.55%
10E003 2130 2220 00 000000	MEDICAL INSURANCE	9,000.00	9,000.00	7,090.20	-21.22%
10E004 2130 2220 00 000000	MEDICAL INSURANCE	8,500.00	14,500.00	1,420.88	-90.20%
10E008 2130 2220 00 000000	MEDICAL INSURANCE	15,000.00	14,250.00	14,130.00	-0.84%
10E011 2130 2220 00 000000	MEDICAL INSURANCE	8,500.00	8,500.00	4,524.80	-46.77%
10E002 2130 2230 00 000000	DENTAL INSURANCE	1,000.00	1,000.00	954.44	-4.56%
10E003 2130 2230 00 000000	DENTAL INSURANCE	500.00	500.00	365.26	-26.95%
10E004 2130 2230 00 000000	DENTAL INSURANCE	500.00	1,000.00	71.96	-92.80%
10E008 2130 2230 00 000000	DENTAL INSURANCE	1,000.00	1,000.00	852.68	-14.73%
10E011 2130 2230 00 000000	DENTAL INSURANCE	500.00	500.00	264.60	-47.08%
10E003 2130 2290 00 000000	TEACHER RETIREMENT INSURANCE	1,500.00	1,400.00	1,371.55	-2.03%
10E004 2130 2290 00 000000	TEACHER RETIREMENT INSURANCE	0.00	0.00	0.00	0.00%
	<b>TOTAL EMPLOYEE BENEFITS</b>	<b>67,600.00</b>	<b>72,850.00</b>	<b>51,662.54</b>	<b>-29.08%</b>
10E001 2130 3320 00 000000	TRAVEL	500.00	500.00	0.00	-100.00%
	<b>TOTAL PURCHASED SERVICES</b>	<b>500.00</b>	<b>500.00</b>	<b>0.00</b>	<b>-100.00%</b>
10E001 2130 4100 00 000000	NURSE SUPPLIES	1,200.00	1,200.00	850.27	-29.14%
	<b>TOTAL SUPPLIES</b>	<b>1,200.00</b>	<b>1,200.00</b>	<b>850.27</b>	<b>-29.14%</b>
	<b>GRAND TOTAL HEALTH SERVICES</b>	<b>343,130.00</b>	<b>335,580.00</b>	<b>301,732.11</b>	<b>-10.09%</b>
<b>PSYCHOLOGICAL SERVICES</b>					
10E002 2140 1100 00 000000	PSYCHOLOGIST SALARY	62,000.00	55,500.00	57,295.43	3.24%

**CENTRAL COMM UNIT SCHOOL DISTRICT 301  
BUDGET 2018-2019**

ACCOUNT NUMBER	DESCRIPTION	2018-2019 TENTATIVE BUDGET	2017-2018 FINAL BUDGET	2017-2018 ACTUAL (UNAUDITED)	2017-2018 BUDGET vs ACTUAL
10E003 2140 1100 00 000000	PSYCHOLOGIST SALARY	43,000.00	44,000.00	34,030.73	-22.66%
10E004 2140 1100 00 000000	PSYCHOLOGIST SALARY	77,000.00	73,000.00	72,849.15	-0.21%
10E005 2140 1100 00 000000	PSYCHOLOGIST SALARY	51,500.00	42,000.00	39,062.12	-6.99%
10E008 2140 1100 00 000000	PSYCHOLOGIST SALARY	96,000.00	90,000.00	90,635.60	0.71%
10E010 2140 1100 00 000000	PSYCHOLOGIST SALARY	59,500.00	57,500.00	52,966.01	-7.89%
10E011 2140 1100 00 000000	PSYCHOLOGIST SALARY	60,000.00	56,750.00	54,388.11	-4.16%
10E003 2140 1120 00 000000	LONGEVITY	225.00	300.00	263.99	-12.00%
10E004 2140 1120 00 000000	LONGEVITY	530.00	530.00	527.97	-0.38%
10E005 2140 1120 00 000000	LONGEVITY	325.00	300.00	0.00	-100.00%
10E008 2140 1120 00 000000	LONGEVITY	530.00	530.00	527.97	-0.38%
10E001 2140 1140 00 000000	MENTOR	0.00	1,000.00	0.00	-100.00%
10E002 2140 1140 00 000000	MENTOR	0.00	0.00	0.00	0.00%
10E011 2140 1140 00 000000	MENTOR	1,000.00	0.00	0.00	0.00%
	<b>TOTAL SALARIES</b>	<b>451,610.00</b>	<b>421,410.00</b>	<b>402,547.08</b>	<b>-4.48%</b>
10E002 2140 2110 00 000000	TEACHER RETIREMENT	6,200.00	5,700.00	5,761.20	1.07%
10E003 2140 2110 00 000000	TEACHER RETIREMENT	3,500.00	4,800.00	4,170.45	-13.12%
10E004 2140 2110 00 000000	TEACHER RETIREMENT	7,900.00	7,500.00	7,507.64	0.10%
10E005 2140 2110 00 000000	TEACHER RETIREMENT	5,200.00	4,100.00	4,112.08	0.29%
10E008 2140 2110 00 000000	TEACHER RETIREMENT	9,600.00	9,100.00	9,296.63	2.16%
10E010 2140 2110 00 000000	TEACHER RETIREMENT	6,000.00	6,000.00	5,516.19	-8.06%
10E011 2140 2110 00 000000	TEACHER RETIREMENT	6,000.00	6,000.00	5,742.23	-4.30%
10E002 2140 2160 00 000000	TRS SURCHARGE EXPENSE	400.00	400.00	371.20	-7.20%
10E003 2140 2160 00 000000	TRS SURCHARGE EXPENSE	250.00	325.00	268.81	-17.29%
10E004 2140 2160 00 000000	TRS SURCHARGE EXPENSE	500.00	500.00	483.84	-3.23%
10E005 2140 2160 00 000000	TRS SURCHARGE EXPENSE	350.00	275.00	265.05	-3.62%
10E008 2140 2160 00 000000	TRS SURCHARGE EXPENSE	625.00	600.00	599.05	-0.16%
10E010 2140 2160 00 000000	TRS SURCHARGE EXPENSE	400.00	400.00	355.39	-11.15%
10E011 2140 2160 00 000000	TRS SURCHARGE EXPENSE	400.00	400.00	370.00	-7.50%
10E002 2140 2210 00 000000	LIFE INSURANCE	25.00	25.00	18.44	-26.24%
10E003 2140 2210 00 000000	LIFE INSURANCE	10.00	15.00	7.59	-49.40%
10E004 2140 2210 00 000000	LIFE INSURANCE	25.00	25.00	18.44	-26.24%
10E005 2140 2210 00 000000	LIFE INSURANCE	25.00	10.00	8.87	-11.30%
10E008 2140 2210 00 000000	LIFE INSURANCE	25.00	25.00	18.44	-26.24%
10E010 2140 2210 00 000000	LIFE INSURANCE	25.00	25.00	18.40	-26.40%
10E011 2140 2210 00 000000	LIFE INSURANCE	25.00	25.00	17.16	-31.36%
10E002 2140 2220 00 000000	MEDICAL INSURANCE	9,000.00	8,700.00	8,511.08	-2.17%
10E003 2140 2220 00 000000	MEDICAL INSURANCE	7,100.00	10,500.00	6,910.56	-34.19%
10E004 2140 2220 00 000000	MEDICAL INSURANCE	14,000.00	14,500.00	14,308.00	-1.32%
10E005 2140 2220 00 000000	MEDICAL INSURANCE	10,500.00	6,800.00	8,024.62	18.01%
10E008 2140 2220 00 000000	MEDICAL INSURANCE	17,500.00	0.00	0.00	0.00%
10E010 2140 2220 00 000000	MEDICAL INSURANCE	15,500.00	15,000.00	14,709.92	-1.93%
10E011 2140 2220 00 000000	MEDICAL INSURANCE	17,500.00	8,700.00	8,761.30	0.70%
10E002 2140 2230 00 000000	DENTAL INSURANCE	1,000.00	500.00	449.96	-10.01%
10E003 2140 2230 00 000000	DENTAL INSURANCE	400.00	600.00	398.64	-33.56%
10E004 2140 2230 00 000000	DENTAL INSURANCE	1,000.00	1,000.00	954.44	-4.56%
10E005 2140 2230 00 000000	DENTAL INSURANCE	600.00	400.00	459.79	14.95%
10E008 2140 2230 00 000000	DENTAL INSURANCE	1,000.00	0.00	0.00	0.00%
10E010 2140 2230 00 000000	DENTAL INSURANCE	650.00	625.00	613.20	-1.89%
10E011 2140 2230 00 000000	DENTAL INSURANCE	1,000.00	500.00	469.60	-6.08%
10E002 2140 2290 00 000000	TEACHERS RETIREMENT INSURANCE	1,500.00	1,400.00	1,318.78	-5.80%
10E003 2140 2290 00 000000	TEACHERS RETIREMENT INSURANCE	850.00	1,100.00	954.57	-13.22%
10E004 2140 2290 00 000000	TEACHERS RETIREMENT INSURANCE	2,000.00	1,700.00	1,718.49	1.09%
10E005 2140 2290 00 000000	TEACHERS RETIREMENT INSURANCE	1,300.00	1,100.00	941.22	-14.43%
10E008 2140 2290 00 000000	TEACHERS RETIREMENT INSURANCE	2,300.00	2,100.00	2,127.72	1.32%
10E010 2140 2290 00 000000	TEACHERS RETIREMENT INSURANCE	1,500.00	1,500.00	1,262.48	-15.83%
10E011 2140 2290 00 000000	TEACHERS RETIREMENT INSURANCE	1,500.00	1,500.00	1,314.30	-12.38%
	<b>TOTAL EMPLOYEE BENEFITS</b>	<b>155,185.00</b>	<b>124,475.00</b>	<b>119,135.77</b>	<b>-4.29%</b>
10E001 2140 3140 00 000000	CONSULTANT	5,000.00	5,000.00	3,248.00	-35.04%
10E001 2140 3320 00 000000	TRAVEL	1,000.00	1,000.00	844.55	-15.55%
	<b>TOTAL PURCHASED SERVICES</b>	<b>6,000.00</b>	<b>6,000.00</b>	<b>4,092.55</b>	<b>-31.79%</b>
10E001 2140 4100 00 000000	PSYCHOLOGICAL SUPPLIES	7,000.00	7,000.00	5,326.97	-23.90%
	<b>TOTAL SUPPLIES</b>	<b>7,000.00</b>	<b>7,000.00</b>	<b>5,326.97</b>	<b>-23.90%</b>
10E001 2140 6400 00 000000	DUES/FEES	1,000.00	900.00	1,106.00	22.89%
	<b>TOTAL OTHER OBJECTS</b>	<b>1,000.00</b>	<b>900.00</b>	<b>1,106.00</b>	<b>22.89%</b>
	<b>GRAND TOTAL PSYCHOLOGICAL SERVICES</b>	<b>620,795.00</b>	<b>559,785.00</b>	<b>532,208.37</b>	<b>-4.93%</b>

**CENTRAL COMM UNIT SCHOOL DISTRICT 301  
BUDGET 2018-2019**

ACCOUNT NUMBER	DESCRIPTION	2018-2019 TENTATIVE BUDGET	2017-2018 FINAL BUDGET	2017-2018 ACTUAL (UNAUDITED)	2017-2018 BUDGET vs ACTUAL
<b>SPEECH PATHOLOGY &amp; AUDIOLOGY</b>					
10E002 2150 1100 00 000000	SPEECH PATHOLOGIST SALARY	52,000.00	51,000.00	48,457.46	-4.99%
10E003 2150 1100 00 000000	SPEECH PATHOLOGIST SALARY	52,000.00	51,000.00	44,791.40	-12.17%
10E004 2150 1100 00 000000	SPEECH PATHOLOGIST SALARY	159,000.00	220,500.00	219,943.06	-0.25%
10E005 2150 1100 00 000000	SPEECH PATHOLOGIST SALARY	33,200.00	16,000.00	21,387.08	33.67%
10E008 2150 1100 00 000000	SPEECH PATHOLOGIST SALARY	111,200.00	105,500.00	102,673.98	-2.68%
10E010 2150 1100 00 000000	SPEECH PATHOLOGIST SALARY	121,200.00	97,000.00	96,483.92	-0.53%
10E011 2150 1100 00 000000	SPEECH PATHOLOGIST SALARY	69,700.00	40,000.00	38,248.76	-4.38%
10E002 2150 1120 00 000000	LONGEVITY	270.00	600.00	105.59	-82.40%
10E003 2150 1120 00 000000	LONGEVITY	270.00	0.00	0.00	0.00%
10E004 2150 1120 00 000000	LONGEVITY	1,600.00	1,600.00	1,583.91	-1.01%
10E008 2150 1120 00 000000	LONGEVITY	535.00	530.00	527.97	-0.38%
10E010 2150 1120 00 000000	LONGEVITY	535.00	1,075.00	950.35	-11.60%
10E011 2150 1120 00 000000	LONGEVITY	535.00	0.00	0.00	0.00%
10E010 2150 1200 00 000000	INSURANCE STIPEND	0.00	1,800.00	1,800.00	0.00%
10E011 2150 1200 00 000000	INSURANCE STIPEND	1,800.00	0.00	0.00	0.00%
	<b>TOTAL SALARIES</b>	<b>603,845.00</b>	<b>586,605.00</b>	<b>576,953.48</b>	<b>-1.65%</b>
10E002 2150 2110 00 000000	TEACHER RETIREMENT	5,300.00	5,200.00	5,004.04	-3.77%
10E003 2150 2110 00 000000	TEACHER RETIREMENT	5,300.00	5,200.00	5,117.22	-1.59%
10E004 2150 2110 00 000000	TEACHER RETIREMENT	16,000.00	23,000.00	22,456.92	-2.36%
10E005 2150 2110 00 000000	TEACHER RETIREMENT	2,500.00	1,800.00	2,139.44	18.86%
10E008 2150 2110 00 000000	TEACHER RETIREMENT	14,500.00	11,000.00	10,233.34	-6.97%
10E010 2150 2110 00 000000	TEACHER RETIREMENT	8,600.00	9,500.00	9,429.62	-0.74%
10E011 2150 2110 00 000000	TEACHER RETIREMENT	9,000.00	5,000.00	3,791.44	-24.17%
10E002 2150 2160 00 000000	TRS SURCHARGE EXPENSE	350.00	350.00	322.47	-7.87%
10E003 2150 2160 00 000000	TRS SURCHARGE EXPENSE	350.00	350.00	329.87	-5.75%
10E004 2150 2160 00 000000	TRS SURCHARGE EXPENSE	1,100.00	1,500.00	1,447.32	-3.51%
10E005 2150 2160 00 000000	TRS SURCHARGE EXPENSE	150.00	120.00	137.78	14.82%
10E008 2150 2160 00 000000	TRS SURCHARGE EXPENSE	900.00	700.00	659.38	-5.80%
10E010 2150 2160 00 000000	TRS SURCHARGE EXPENSE	550.00	625.00	607.51	-2.80%
10E011 2150 2160 00 000000	TRS SURCHARGE EXPENSE	600.00	325.00	244.31	-24.83%
10E002 2150 2210 00 000000	LIFE INSURANCE	10.00	10.00	15.20	52.00%
10E003 2150 2210 00 000000	LIFE INSURANCE	10.00	10.00	0.00	-100.00%
10E004 2150 2210 00 000000	LIFE INSURANCE	40.00	60.00	55.32	-7.80%
10E005 2150 2210 00 000000	LIFE INSURANCE	10.00	10.00	7.44	-25.60%
10E008 2150 2210 00 000000	LIFE INSURANCE	50.00	35.00	29.40	-16.00%
10E010 2150 2210 00 000000	LIFE INSURANCE	40.00	25.00	24.68	-1.28%
10E011 2150 2210 00 000000	LIFE INSURANCE	25.00	25.00	15.44	-38.24%
10E002 2150 2220 00 000000	MEDICAL INSURANCE	8,900.00	8,400.00	13,898.00	65.45%
10E003 2150 2220 00 000000	MEDICAL INSURANCE	8,900.00	8,400.00	0.00	-100.00%
10E004 2150 2220 00 000000	MEDICAL INSURANCE	36,000.00	51,000.00	50,049.48	-1.86%
10E005 2150 2220 00 000000	MEDICAL INSURANCE	3,700.00	2,700.00	3,475.27	28.71%
10E008 2150 2220 00 000000	MEDICAL INSURANCE	32,000.00	14,600.00	13,526.31	-7.35%
10E010 2150 2220 00 000000	MEDICAL INSURANCE	26,500.00	2,000.00	4,203.03	110.15%
10E011 2150 2220 00 000000	MEDICAL INSURANCE	0.00	7,800.00	7,093.21	-9.06%
10E002 2150 2230 00 000000	DENTAL INSURANCE	500.00	500.00	801.80	60.36%
10E003 2150 2230 00 000000	DENTAL INSURANCE	500.00	500.00	0.00	-100.00%
10E004 2150 2230 00 000000	DENTAL INSURANCE	2,500.00	3,000.00	2,863.32	-4.56%
10E005 2150 2230 00 000000	DENTAL INSURANCE	200.00	150.00	183.78	22.52%
10E008 2150 2230 00 000000	DENTAL INSURANCE	1,800.00	800.00	715.10	-10.61%
10E010 2150 2230 00 000000	DENTAL INSURANCE	1,500.00	200.00	228.23	14.12%
10E011 2150 2230 00 000000	DENTAL INSURANCE	0.00	500.00	374.37	-25.13%
10E002 2150 2290 00 000000	TEACHER RETIREMENT INSURANCE	1,250.00	1,200.00	1,145.19	-4.57%
10E003 2150 2290 00 000000	TEACHER RETIREMENT INSURANCE	1,250.00	1,200.00	1,171.15	-2.40%
10E004 2150 2290 00 000000	TEACHER RETIREMENT INSURANCE	3,800.00	5,200.00	5,139.93	-1.16%
10E005 2150 2290 00 000000	TEACHER RETIREMENT INSURANCE	600.00	400.00	2,289.62	472.41%
10E008 2150 2290 00 000000	TEACHER RETIREMENT INSURANCE	3,500.00	2,600.00	542.37	-79.14%
10E010 2150 2290 00 000000	TEACHER RETIREMENT INSURANCE	2,100.00	2,200.00	2,158.18	-1.90%
10E011 2150 2290 00 000000	TEACHER RETIREMENT INSURANCE	2,200.00	1,100.00	867.67	-21.12%
	<b>TOTAL EMPLOYEE BENEFITS</b>	<b>203,085.00</b>	<b>179,295.00</b>	<b>172,794.15</b>	<b>-3.63%</b>
10E001 2150 3140 00 000000	SPEECH CONSULTANT/INTERPRETER	4,000.00	4,000.00	1,070.00	-73.25%
10E001 2150 3320 00 000000	TRAVEL	1,000.00	1,000.00	529.86	-47.01%
	<b>TOTAL PURCHASED SERVICES</b>	<b>5,000.00</b>	<b>5,000.00</b>	<b>1,599.86</b>	<b>-68.00%</b>
10E001 2150 4100 00 000000	SPEECH SUPPLIES	3,500.00	3,500.00	1,978.57	-43.47%
	<b>TOTAL SUPPLIES</b>	<b>3,500.00</b>	<b>3,500.00</b>	<b>1,978.57</b>	<b>-43.47%</b>

**CENTRAL COMM UNIT SCHOOL DISTRICT 301  
BUDGET 2018-2019**

ACCOUNT NUMBER	DESCRIPTION	2018-2019 TENTATIVE BUDGET	2017-2018 FINAL BUDGET	2017-2018 ACTUAL (UNAUDITED)	2017-2018 BUDGET vs ACTUAL
10E001 2150 6400 00 000000	DUES/FEES	2,500.00	2,500.00	2,380.40	-4.78%
	<b>TOTAL OTHER OBJECTS</b>	<b>2,500.00</b>	<b>2,500.00</b>	<b>2,380.40</b>	<b>-4.78%</b>
	<b>GRAND TOTAL SPEECH PATHOLOGY</b>	<b>817,930.00</b>	<b>776,900.00</b>	<b>755,706.46</b>	<b>-2.73%</b>
<b>IMPROVEMENT OF INSTRUCTION</b>					
10E001 2210 2110 00 000000	TEACHER RETIREMENT	4,100.00	4,700.00	4,081.82	-13.15%
10E011 2210 2110 00 000000	TEACHER RETIREMENT	0.00	0.00	122.40	0.00%
10E001 2210 2160 00 000000	TRS SURCHARGE EXPENSE	300.00	325.00	262.65	-19.18%
10E011 2210 2160 00 000000	TRS SURCHARGE EXPENSE	0.00	0.00	7.90	0.00%
10E001 2210 2290 00 000000	TEACHER RETIREMENT INSURANCE	1,000.00	1,000.00	933.89	-6.61%
10E011 2210 2290 00 000000	TEACHER RETIREMENT INSURANCE	0.00	0.00	28.03	0.00%
	<b>TOTAL EMPLOYEE BENEFITS</b>	<b>5,400.00</b>	<b>6,025.00</b>	<b>5,436.69</b>	<b>-9.76%</b>
10E001 2210 6400 00 000000	PROFESSIONAL DEVELOPMENT	65,000.00	65,000.00	52,413.90	-19.36%
10E002 2210 6400 00 000000	PROFESSIONAL DEVELOPMENT	3,500.00	3,500.00	4,600.66	31.45%
10E003 2210 6400 00 000000	PROFESSIONAL DEVELOPMENT	1,200.00	1,000.00	1,284.40	28.44%
10E004 2210 6400 00 000000	PROFESSIONAL DEVELOPMENT	1,200.00	2,250.00	1,219.00	-45.82%
10E005 2210 6400 00 000000	PROFESSIONAL DEVELOPMENT	3,500.00	1,000.00	1,857.00	85.70%
10E008 2210 6400 00 000000	PROFESSIONAL DEVELOPMENT	1,200.00	1,000.00	190.00	-81.00%
10E010 2210 6400 00 000000	PROFESSIONAL DEVELOPMENT	1,500.00	2,000.00	1,564.14	-21.79%
10E011 2210 6400 00 000000	PROFESSIONAL DEVELOPMENT	2,400.00	2,000.00	2,445.76	22.29%
	<b>TOTAL OTHER OBJECTS</b>	<b>79,500.00</b>	<b>77,750.00</b>	<b>65,574.86</b>	<b>-15.66%</b>
	<b>GRAND TOTAL IMPROVEMENT OF INSTRUCTION</b>	<b>84,900.00</b>	<b>83,775.00</b>	<b>71,011.55</b>	<b>-15.24%</b>
<b>INSTRUCTION &amp; CURRICULUM DEVELOPMENT</b>					
10E001 2212 1000 00 000000	DIRECTORS OF CURRICULUM	183,750.00	88,000.00	87,692.31	-0.35%
10E001 2212 1100 00 000000	TEACHERS ON ASSIGNMENT (TOSA)	585,000.00	579,000.00	546,534.60	-5.61%
10E001 2212 1110 00 000000	CURRICULUM SECRETARY SALARY	94,875.00	119,456.00	88,706.24	-25.74%
10E001 2212 1120 00 000000	LONGEVITY	7,300.00	6,500.00	6,411.05	-1.37%
10E001 2212 1200 00 000000	INSURANCE STIPEND	0.00	0.00	0.00	0.00%
	<b>TOTAL SALARIES</b>	<b>870,925.00</b>	<b>792,956.00</b>	<b>729,344.20</b>	<b>-8.02%</b>
10E001 2212 2110 00 000000	RETIREMENT	70,000.00	70,500.00	67,183.09	-4.70%
10E001 2212 2160 00 000000	TRS SURCHARGE EXPENSE	4,700.00	4,700.00	4,329.35	-7.89%
10E001 2212 2210 00 000000	LIFE INSURANCE	400.00	400.00	320.40	-19.90%
10E001 2212 2220 00 000000	MEDICAL INSURANCE	150,000.00	165,000.00	143,354.18	-13.12%
10E001 2212 2230 00 000000	DENTAL INSURANCE	10,000.00	10,000.00	7,732.88	-22.67%
10E001 2212 2250 00 000000	DISABILITY INSURANCE	300.00	300.00	264.90	-11.70%
10E001 2212 2290 00 000000	TEACHERS RETIREMENT INSURANCE	17,000.00	16,500.00	15,376.62	-6.81%
	<b>TOTAL EMPLOYEE BENEFITS</b>	<b>252,400.00</b>	<b>267,400.00</b>	<b>238,561.42</b>	<b>-10.78%</b>
10E001 2212 3190 00 000000	CURRICULUM & DATA MANAGEMENT	65,000.00	50,000.00	65,200.50	30.40%
10E001 2212 3320 00 000000	TRAVEL	8,000.00	8,000.00	7,933.77	-0.83%
10E001 2212 3800 00 000000	TEST SCORING	60,000.00	75,000.00	58,726.00	-21.70%
	<b>TOTAL PURCHASED SERVICES</b>	<b>133,000.00</b>	<b>133,000.00</b>	<b>131,860.27</b>	<b>-0.86%</b>
10E001 2212 4100 00 000000	CURRICULUM SUPPLIES	35,000.00	30,000.00	32,394.54	7.98%
	<b>TOTAL SUPPLIES</b>	<b>35,000.00</b>	<b>30,000.00</b>	<b>32,394.54</b>	<b>7.98%</b>
10E001 2212 6400 00 000000	DUES/FEES	4,500.00	3,500.00	4,493.49	28.39%
	<b>TOTAL OTHER OBJECTS</b>	<b>4,500.00</b>	<b>3,500.00</b>	<b>4,493.49</b>	<b>28.39%</b>
	<b>GRAND TOTAL INSTRUCTION &amp; CURRICULUM DEVELOPMENT</b>	<b>1,295,825.00</b>	<b>1,226,856.00</b>	<b>1,136,653.92</b>	<b>-7.35%</b>
<b>EDUCATION MEDIA SERVICES</b>					
10E002 2220 1100 00 000000	LIBRARIAN SALARY	53,500.00	50,600.00	50,117.60	-0.95%
10E003 2220 1100 00 000000	LIBRARIAN SALARY	41,000.00	40,250.00	39,917.68	-0.83%
10E011 2220 1100 00 000000	LIBRARIAN SALARY	62,000.00	60,100.00	59,876.31	-0.37%
10E003 2220 1120 00 000000	LONGEVITY	370.00	370.00	452.55	22.31%
10E011 2220 1120 00 000000	LONGEVITY	550.00	550.00	452.54	-17.72%
10E002 2220 1140 00 000000	MENTOR	0.00	0.00	0.00	0.00%
10E002 2220 1150 00 000000	LIBRARY AIDE SALARY	20,000.00	19,000.00	17,574.67	-7.50%
10E003 2220 1150 00 000000	LIBRARY AIDE SALARY	18,500.00	17,600.00	17,325.96	-1.56%
10E004 2220 1150 00 000000	LIBRARY AIDE SALARY	22,000.00	21,000.00	20,445.00	-2.64%
10E005 2220 1150 00 000000	LIBRARY AIDE SALARY	12,000.00	11,300.00	11,409.88	0.97%
10E008 2220 1150 00 000000	LIBRARY AIDE SALARY	17,100.00	16,200.00	15,775.65	-2.62%
10E010 2220 1150 00 000000	LIBRARY AIDE SALARY	17,500.00	16,600.00	15,984.32	-3.71%

**CENTRAL COMM UNIT SCHOOL DISTRICT 301  
BUDGET 2018-2019**

ACCOUNT NUMBER	DESCRIPTION	2018-2019 TENTATIVE BUDGET	2017-2018 FINAL BUDGET	2017-2018 ACTUAL (UNAUDITED)	2017-2018 BUDGET vs ACTUAL
10E011 2220 1150 00 000000	LIBRARY AIDE SALARY	19,750.00	18,750.00	18,386.14	-1.94%
10E005 2220 1200 00 000000	INSURANCE STIPEND	0.00	0.00	0.00	0.00%
10E011 2220 1200 00 000000	INSURANCE STIPEND	0.00	1,800.00	0.00	-100.00%
	<b>TOTAL SALARIES</b>	<b>284,270.00</b>	<b>274,120.00</b>	<b>267,718.30</b>	<b>-2.34%</b>
10E002 2220 2110 00 000000	TEACHER RETIREMENT	5,500.00	5,300.00	5,173.62	-2.38%
10E003 2220 2110 00 000000	TEACHER RETIREMENT	4,100.00	4,200.00	4,003.96	-4.67%
10E011 2220 2110 00 000000	TEACHER RETIREMENT	6,300.00	6,100.00	5,983.55	-1.91%
10E002 2220 2160 00 000000	TRS SURCHARGE EXPENSE	350.00	400.00	333.47	-16.63%
10E003 2220 2160 00 000000	TRS SURCHARGE EXPENSE	275.00	275.00	258.08	-6.15%
10E011 2220 2160 00 000000	TRS SURCHARGE EXPENSE	400.00	425.00	385.48	-9.30%
10E002 2220 2210 00 000000	LIFE INSURANCE	25.00	25.00	18.44	-26.24%
10E003 2220 2210 00 000000	LIFE INSURANCE	25.00	25.00	24.88	-0.48%
10E004 2220 2210 00 000000	LIFE INSURANCE	25.00	25.00	18.44	-26.24%
10E005 2220 2210 00 000000	LIFE INSURANCE	0.00	0.00	0.00	0.00%
10E008 2220 2210 00 000000	LIFE INSURANCE	25.00	25.00	18.44	-26.24%
10E010 2220 2210 00 000000	LIFE INSURANCE	0.00	25.00	3.24	-87.04%
10E011 2220 2210 00 000000	LIFE INSURANCE	40.00	40.00	29.60	-26.00%
10E002 2220 2220 00 000000	MEDICAL INSURANCE	9,100.00	8,700.00	8,511.08	-2.17%
10E003 2220 2220 00 000000	MEDICAL INSURANCE	14,000.00	11,000.00	13,395.64	21.78%
10E004 2220 2220 00 000000	MEDICAL INSURANCE	15,000.00	14,200.00	14,130.00	-0.49%
10E008 2220 2220 00 000000	MEDICAL INSURANCE	7,900.00	7,700.00	7,672.48	-0.36%
10E010 2220 2220 00 000000	MEDICAL INSURANCE	7,900.00	7,700.00	1,420.88	-81.55%
10E011 2220 2220 00 000000	MEDICAL INSURANCE	8,300.00	4,600.00	8,584.84	86.63%
10E002 2220 2230 00 000000	DENTAL INSURANCE	475.00	475.00	449.96	-5.27%
10E003 2220 2230 00 000000	DENTAL INSURANCE	750.00	675.00	695.88	3.09%
10E004 2220 2230 00 000000	DENTAL INSURANCE	1,100.00	1,000.00	954.44	-4.56%
10E008 2220 2230 00 000000	DENTAL INSURANCE	525.00	500.00	449.96	-10.01%
10E010 2220 2230 00 000000	DENTAL INSURANCE	525.00	500.00	71.96	-85.61%
10E011 2220 2230 00 000000	DENTAL INSURANCE	400.00	300.00	369.00	23.00%
10E002 2220 2290 00 000000	TEACHER RETIREMENT INSURANCE	1,300.00	1,200.00	1,184.15	-1.32%
10E003 2220 2290 00 000000	TEACHER RETIREMENT INSURANCE	1,000.00	1,000.00	916.65	-8.34%
10E011 2220 2290 00 000000	TEACHER RETIREMENT INSURANCE	1,500.00	1,400.00	1,369.45	-2.18%
	<b>TOTAL EMPLOYEE BENEFITS</b>	<b>86,840.00</b>	<b>77,815.00</b>	<b>76,427.57</b>	<b>-1.78%</b>
10E004 2220 3230 00 000000	REPAIRS	0.00	0.00	28.34	0.00%
10E011 2220 3230 00 000000	REPAIRS	150.00	200.00	0.00	-100.00%
	<b>TOTAL PURCHASED SERVICES</b>	<b>150.00</b>	<b>200.00</b>	<b>28.34</b>	<b>-85.83%</b>
10E002 2220 4100 00 000000	LIBRARY SUPPLIES	18,700.00	18,700.00	8,098.26	-56.69%
10E003 2220 4100 00 000000	LIBRARY SUPPLIES	2,500.00	3,000.00	2,999.25	-0.03%
10E004 2220 4100 00 000000	LIBRARY SUPPLIES	500.00	2,500.00	2,385.54	-4.58%
10E005 2220 4100 00 000000	LIBRARY SUPPLIES	600.00	600.00	455.35	-24.11%
10E008 2220 4100 00 000000	LIBRARY SUPPLIES	1,000.00	1,500.00	678.37	-54.78%
10E010 2220 4100 00 000000	LIBRARY SUPPLIES	1,000.00	1,000.00	235.03	-76.50%
10E011 2220 4100 00 000000	LIBRARY SUPPLIES	3,032.00	3,375.00	3,255.05	-3.55%
10E004 2220 4300 00 000000	BOOKS	3,500.00	3,300.00	3,466.03	5.03%
10E005 2220 4300 00 000000	BOOKS	2,500.00	2,500.00	2,554.02	2.16%
10E008 2220 4300 00 000000	BOOKS	9,750.00	10,000.00	8,110.51	-18.89%
10E010 2220 4300 00 000000	BOOKS	7,000.00	7,000.00	3,836.81	-45.19%
10E011 2220 4300 00 000000	BOOKS	4,473.00	5,000.00	4,931.55	-1.37%
	<b>TOTAL SUPPLIES</b>	<b>54,555.00</b>	<b>58,475.00</b>	<b>41,005.77</b>	<b>-29.87%</b>
10E002 2220 6400 00 000000	DUES/FEES	0.00	0.00	0.00	0.00%
	<b>OTHER OBJECTS</b>	<b>0.00</b>	<b>0.00</b>	<b>0.00</b>	<b>0.00%</b>
10E002 2220 7100 00 000000	NON-CAPITAL OUTLAY	0.00	0.00	0.00	0.00%
10E011 2220 7100 00 000000	NON-CAPITAL OUTLAY	667.00	745.00	688.00	-7.65%
	<b>TOTAL NON-CAPITAL EQUIPMENT</b>	<b>667.00</b>	<b>745.00</b>	<b>688.00</b>	<b>-7.65%</b>
	<b>GRAND TOTAL EDUCATION MEDIA SERVICES</b>	<b>426,482.00</b>	<b>411,355.00</b>	<b>385,867.98</b>	<b>-6.20%</b>
<b>BOARD OF EDUCATION</b>					
10E001 2310 3100 00 000000	PROFESSIONAL & TECH SERVICES	70,000.00	50,000.00	51,644.61	3.29%
10E001 2310 3170 00 000000	AUDIT SERVICES	25,000.00	25,000.00	21,955.00	-12.18%
10E001 2310 3180 00 000000	LEGAL SERVICES/NOTICES/BIDS	7,000.00	4,500.00	6,739.78	49.77%
10E001 2310 3320 00 000000	TRAVEL	1,500.00	1,000.00	930.29	-6.97%
	<b>TOTAL PURCHASED SERVICES</b>	<b>103,500.00</b>	<b>80,500.00</b>	<b>81,269.68</b>	<b>0.96%</b>
10E001 2310 4100 00 000000	BOARD OF EDUCATION SUPPLIES	10,000.00	15,000.00	14,292.13	-4.72%

**CENTRAL COMM UNIT SCHOOL DISTRICT 301  
BUDGET 2018-2019**

ACCOUNT NUMBER	DESCRIPTION	2018-2019 TENTATIVE BUDGET	2017-2018 FINAL BUDGET	2017-2018 ACTUAL (UNAUDITED)	2017-2018 BUDGET vs ACTUAL
<b>TOTAL</b>	<b>SUPPLIES</b>	<b>10,000.00</b>	<b>15,000.00</b>	<b>14,292.13</b>	<b>-4.72%</b>
10E001 2310 6400 00 000000	DUES AND FEES	20,000.00	35,000.00	19,677.40	-43.78%
10E001 2310 6900 00 000000	OTHER OBJECTS-TAXES	26,000.00	26,000.00	24,778.36	-4.70%
<b>TOTAL</b>	<b>OTHER OBJECTS</b>	<b>46,000.00</b>	<b>61,000.00</b>	<b>44,455.76</b>	<b>-27.12%</b>
<b>GRAND TOTAL</b>	<b>BOARD OF EDUCATION</b>	<b>159,500.00</b>	<b>156,500.00</b>	<b>140,017.57</b>	<b>-10.53%</b>
<b>EXECUTIVE ADMINISTRATION</b>					
10E001 2320 1000 00 000000	SUPERINTENDENT SALARY	211,920.00	200,588.00	203,765.28	1.58%
10E001 2320 1100 00 000000	ASST SUPERINTENDENT SALARY	84,750.00	159,744.00	162,920.07	1.99%
10E001 2320 1110 00 000000	ADMIN ASSISTANT SALARIES	116,625.00	101,074.00	116,846.50	15.60%
<b>TOTAL</b>	<b>SALARIES</b>	<b>413,295.00</b>	<b>461,406.00</b>	<b>483,531.85</b>	<b>4.80%</b>
10E001 2320 2110 00 000000	RETIREMENT	38,500.00	36,800.00	37,333.73	1.45%
10E001 2320 2160 00 000000	TRS SURCHARGE EXPENSE	2,600.00	2,500.00	2,406.03	-3.76%
10E001 2320 2210 00 000000	LIFE INSURANCE	500.00	600.00	400.08	-33.32%
10E001 2320 2220 00 000000	MEDICAL INSURANCE	98,000.00	100,000.00	97,875.28	-2.12%
10E001 2320 2230 00 000000	DENTAL INSURANCE	4,500.00	5,400.00	4,839.08	-10.39%
10E001 2320 2250 00 000000	DISABILITY INSURANCE	900.00	900.00	844.29	-6.19%
10E001 2320 2290 00 000000	TEACHERS RETIREMENT INSURANCE	9,200.00	8,600.00	8,545.12	-0.64%
10E001 2320 2900 00 000000	ANNUITY	8,400.00	8,400.00	8,400.00	0.00%
<b>TOTAL</b>	<b>EMPLOYEE BENEFITS</b>	<b>162,600.00</b>	<b>163,200.00</b>	<b>160,643.61</b>	<b>-1.57%</b>
10E001 2320 3190 00 000000	PROFESSIONAL & TECHNICAL SERVICE	2,000.00	2,000.00	0.00	-100.00%
10E001 2320 3320 00 000000	TRAVEL	1,000.00	2,500.00	605.73	-75.77%
<b>TOTAL</b>	<b>PURCHASED SERVICES</b>	<b>3,000.00</b>	<b>4,500.00</b>	<b>605.73</b>	<b>-86.54%</b>
10E001 2320 4100 00 000000	ADMIN SUPPLIES	14,000.00	12,000.00	8,703.53	-27.47%
<b>TOTAL</b>	<b>SUPPLIES</b>	<b>14,000.00</b>	<b>12,000.00</b>	<b>8,703.53</b>	<b>-27.47%</b>
10E001 2320 6400 00 000000	DUES/FEES	15,000.00	15,000.00	13,691.46	-8.72%
<b>TOTAL</b>	<b>OTHER OBJECTS</b>	<b>15,000.00</b>	<b>15,000.00</b>	<b>13,691.46</b>	<b>-8.72%</b>
10E001 2320 7100 00 000000	NON-CAPITAL OUTLAY	0.00	2,000.00	1,260.00	-37.00%
<b>TOTAL</b>	<b>NON-CAPITAL EQUIPMENT</b>	<b>0.00</b>	<b>2,000.00</b>	<b>1,260.00</b>	<b>-37.00%</b>
<b>GRAND TOTAL</b>	<b>EXECUTIVE ADMINISTRATION</b>	<b>607,895.00</b>	<b>658,106.00</b>	<b>668,436.18</b>	<b>1.57%</b>
<b>SPECIAL AREA ADMINISTRATION</b>					
10E001 2330 1000 00 000000	DIRECTOR OF STUDENT SUPPORT SERVICE	120,500.00	109,942.00	113,117.70	2.89%
10E001 2330 1100 00 000000	ASSISTANT DIRECTOR	5,000.00	0.00	0.00	0.00%
10E001 2330 1110 00 000000	SECRETARY	76,000.00	70,329.00	65,839.33	-6.38%
10E001 2330 1200 00 000000	INSURANCE STIPEND	1,800.00	1,800.00	1,800.00	0.00%
<b>TOTAL</b>	<b>SALARIES</b>	<b>203,300.00</b>	<b>182,071.00</b>	<b>180,757.03</b>	<b>-0.72%</b>
10E001 2330 2110 00 000000	RETIREMENT	17,000.00	11,200.00	11,365.46	1.48%
10E001 2330 2160 00 000000	TRS SURCHARGE EXPENSE	1,100.00	725.00	732.45	1.03%
10E001 2330 2210 00 000000	LIFE INSURANCE	270.00	200.00	202.84	1.42%
10E001 2330 2220 00 000000	MEDICAL INSURANCE	58,500.00	23,000.00	22,244.36	-3.29%
10E001 2330 2230 00 000000	DENTAL INSURANCE	3,400.00	1,000.00	1,272.72	27.27%
10E001 2330 2250 00 000000	DISABILITY INSURANCE	500.00	300.00	356.68	18.89%
10E001 2330 2290 00 000000	TEACHERS RETIREMENT INSURANCE	4,000.00	2,600.00	2,601.43	0.05%
<b>TOTAL</b>	<b>EMPLOYEE BENEFITS</b>	<b>84,770.00</b>	<b>39,025.00</b>	<b>38,775.94</b>	<b>-0.64%</b>
10E001 2330 3320 00 000000	TRAVEL	1,800.00	1,800.00	1,755.06	-2.50%
<b>TOTAL</b>	<b>PURCHASED SERVICES</b>	<b>1,800.00</b>	<b>1,800.00</b>	<b>1,755.06</b>	<b>-2.50%</b>
10E001 2330 4100 00 000000	SPECIAL AREA ADMIN SUPPLIES	1,000.00	1,000.00	865.28	-13.47%
<b>TOTAL</b>	<b>SUPPLIES</b>	<b>1,000.00</b>	<b>1,000.00</b>	<b>865.28</b>	<b>-13.47%</b>
10E001 2330 6400 00 000000	DUES AND FEES	500.00	500.00	435.00	-13.00%
<b>TOTAL</b>	<b>OTHER OBJECTS</b>	<b>500.00</b>	<b>500.00</b>	<b>435.00</b>	<b>-13.00%</b>
10E001 2330 7100 00 000000	NON-CAPITAL OUTLAY	0.00	0.00	0.00	0.00%
<b>TOTAL</b>	<b>NON-CAPITAL EQUIPMENT</b>	<b>0.00</b>	<b>0.00</b>	<b>0.00</b>	<b>0.00%</b>
<b>GRAND TOTAL</b>	<b>SPECIAL AREA ADMINISTRATION</b>	<b>291,370.00</b>	<b>224,396.00</b>	<b>222,588.31</b>	<b>-0.81%</b>

**CENTRAL COMM UNIT SCHOOL DISTRICT 301**

**BUDGET 2018-2019**

ACCOUNT NUMBER	DESCRIPTION	2018-2019 TENTATIVE BUDGET	2017-2018 FINAL BUDGET	2017-2018 ACTUAL (UNAUDITED)	2017-2018 BUDGET vs ACTUAL
<b>OFFICE OF THE PRINCIPALS</b>					
10E002 2410 1100 00 000000	PRINCIPAL/ASST PRINCIPAL SALARY	320,000.00	298,900.00	300,987.32	0.70%
10E003 2410 1100 00 000000	PRINCIPAL/ASST PRINCIPAL SALARY	200,000.00	192,673.00	200,308.47	3.96%
10E004 2410 1100 00 000000	PRINCIPAL/ASST PRINCIPAL SALARY	175,500.00	138,768.00	143,714.66	3.56%
10E005 2410 1100 00 000000	PRINCIPAL/ASST PRINCIPAL SALARY	104,000.00	99,162.00	99,937.51	0.78%
10E008 2410 1100 00 000000	PRINCIPAL/ASST PRINCIPAL SALARY	175,100.00	146,335.00	147,481.29	0.78%
10E010 2410 1100 00 000000	PRINCIPAL/ASST PRINCIPAL SALARY	165,000.00	146,898.00	141,978.39	-3.35%
10E011 2410 1100 00 000000	PRINCIPAL/ASST PRINCIPAL SALARY	210,000.00	198,358.00	199,909.58	0.78%
10E002 2410 1110 00 000000	SECRETARY SALARY	112,000.00	114,000.00	98,866.73	-13.27%
10E003 2410 1110 00 000000	SECRETARY SALARY	65,000.00	60,000.00	59,889.55	-0.18%
10E004 2410 1110 00 000000	SECRETARY SALARY	68,000.00	63,000.00	62,404.66	-0.94%
10E005 2410 1110 00 000000	SECRETARY SALARY	29,000.00	28,000.00	26,819.75	-4.22%
10E008 2410 1110 00 000000	SECRETARY SALARY	61,000.00	72,500.00	70,839.30	-2.29%
10E010 2410 1110 00 000000	SECRETARY SALARY	68,000.00	63,000.00	62,401.05	-0.95%
10E011 2410 1110 00 000000	SECRETARY SALARY	89,000.00	76,000.00	78,372.40	3.12%
10E008 2410 1200 00 000000	INSURANCE STIPEND	0.00	1,800.00	0.00	-100.00%
10E010 2410 1200 00 000000	INSURANCE STIPEND	0.00	3,600.00	0.00	-100.00%
10E001 2410 1220 00 000000	SECRETARY SUBSTITUTE	20,000.00	28,000.00	17,043.26	-39.13%
	<b>TOTAL SALARIES</b>	<b>1,861,600.00</b>	<b>1,730,994.00</b>	<b>1,710,953.92</b>	<b>-1.16%</b>
10E002 2410 2110 00 000000	RETIREMENT	32,000.00	32,000.00	30,302.13	-5.31%
10E003 2410 2110 00 000000	RETIREMENT	20,600.00	20,000.00	20,522.88	2.61%
10E004 2410 2110 00 000000	RETIREMENT	19,000.00	14,250.00	14,480.59	1.62%
10E005 2410 2110 00 000000	RETIREMENT	10,500.00	10,200.00	10,061.87	-1.35%
10E008 2410 2110 00 000000	RETIREMENT	19,000.00	15,000.00	14,854.60	-0.97%
10E010 2410 2110 00 000000	RETIREMENT	19,000.00	15,000.00	14,308.91	-4.61%
10E011 2410 2110 00 000000	RETIREMENT	21,000.00	20,000.00	20,127.38	0.64%
10E002 2410 2160 00 000000	TRS SURCHARGE EXPENSE	2,100.00	2,000.00	1,952.93	-2.35%
10E003 2410 2160 00 000000	TRS SURCHARGE EXPENSE	1,500.00	2,200.00	1,322.76	-39.87%
10E004 2410 2160 00 000000	TRS SURCHARGE EXPENSE	1,200.00	1,000.00	933.27	-6.67%
10E005 2410 2160 00 000000	TRS SURCHARGE EXPENSE	700.00	700.00	648.57	-7.35%
10E008 2410 2160 00 000000	TRS SURCHARGE EXPENSE	1,200.00	1,000.00	957.29	-4.27%
10E010 2410 2160 00 000000	TRS SURCHARGE EXPENSE	1,200.00	1,000.00	922.24	-7.78%
10E011 2410 2160 00 000000	TRS SURCHARGE EXPENSE	1,400.00	1,400.00	1,297.17	-7.34%
10E002 2410 2210 00 000000	LIFE INSURANCE	500.00	500.00	419.46	-16.11%
10E003 2410 2210 00 000000	LIFE INSURANCE	325.00	325.00	311.24	-4.23%
10E004 2410 2210 00 000000	LIFE INSURANCE	325.00	300.00	313.48	4.49%
10E005 2410 2210 00 000000	LIFE INSURANCE	200.00	250.00	202.86	-18.86%
10E008 2410 2210 00 000000	LIFE INSURANCE	500.00	500.00	221.28	-55.74%
10E010 2410 2210 00 000000	LIFE INSURANCE	500.00	500.00	297.28	-40.54%
10E011 2410 2210 00 000000	LIFE INSURANCE	400.00	350.00	311.05	-11.13%
10E002 2410 2220 00 000000	MEDICAL INSURANCE	92,000.00	89,500.00	82,392.68	-7.94%
10E003 2410 2220 00 000000	MEDICAL INSURANCE	63,000.00	59,000.00	62,332.28	5.65%
10E004 2410 2220 00 000000	MEDICAL INSURANCE	72,000.00	50,500.00	61,553.72	21.89%
10E005 2410 2220 00 000000	MEDICAL INSURANCE	33,000.00	37,000.00	31,151.34	-15.81%
10E008 2410 2220 00 000000	MEDICAL INSURANCE	55,000.00	41,000.00	29,626.60	-27.74%
10E010 2410 2220 00 000000	MEDICAL INSURANCE	48,000.00	34,000.00	40,775.16	19.93%
10E011 2410 2220 00 000000	MEDICAL INSURANCE	71,000.00	66,500.00	65,225.54	-1.92%
10E002 2410 2230 00 000000	DENTAL INSURANCE	5,300.00	5,000.00	4,443.10	-11.14%
10E003 2410 2230 00 000000	DENTAL INSURANCE	3,400.00	3,200.00	3,291.48	2.86%
10E004 2410 2230 00 000000	DENTAL INSURANCE	4,000.00	3,000.00	3,610.32	20.34%
10E005 2410 2230 00 000000	DENTAL INSURANCE	2,000.00	2,500.00	1,825.40	-26.98%
10E008 2410 2230 00 000000	DENTAL INSURANCE	3,000.00	2,200.00	1,722.68	-21.70%
10E010 2410 2230 00 000000	DENTAL INSURANCE	2,900.00	1,800.00	1,961.52	8.97%
10E011 2410 2230 00 000000	DENTAL INSURANCE	3,400.00	3,600.00	3,328.95	-7.53%
10E002 2410 2250 00 000000	LONG TERM DISABILITY	1,000.00	900.00	963.64	7.07%
10E003 2410 2250 00 000000	LONG TERM DISABILITY	650.00	625.00	665.44	6.47%
10E004 2410 2250 00 000000	LONG TERM DISABILITY	650.00	500.00	585.84	17.17%
10E005 2410 2250 00 000000	LONG TERM DISABILITY	350.00	350.00	322.44	-7.87%
10E008 2410 2250 00 000000	LONG TERM DISABILITY	1,000.00	500.00	358.04	-28.39%
10E010 2410 2250 00 000000	LONG TERM DISABILITY	950.00	500.00	558.72	11.74%
10E011 2410 2250 00 000000	LONG TERM DISABILITY	650.00	650.00	644.16	-0.90%
10E002 2410 2290 00 000000	TEACHERS RETIREMENT INSURANCE	7,700.00	7,000.00	6,935.73	-0.92%
10E003 2410 2290 00 000000	TEACHERS RETIREMENT INSURANCE	5,000.00	3,500.00	4,697.42	34.21%
10E004 2410 2290 00 000000	TEACHERS RETIREMENT INSURANCE	4,500.00	3,500.00	3,314.41	-5.30%
10E005 2410 2290 00 000000	TEACHERS RETIREMENT INSURANCE	2,500.00	2,500.00	2,303.05	-7.88%
10E008 2410 2290 00 000000	TEACHERS RETIREMENT INSURANCE	4,600.00	3,500.00	3,399.80	-2.86%
10E010 2410 2290 00 000000	TEACHERS RETIREMENT INSURANCE	4,700.00	3,500.00	3,275.18	-6.42%
10E011 2410 2290 00 000000	TEACHERS RETIREMENT INSURANCE	5,100.00	4,500.00	4,606.75	2.37%
10E003 2410 2900 00 000000	ANNUITY	3,600.00	3,600.00	3,600.00	0.00%

**CENTRAL COMM UNIT SCHOOL DISTRICT 301  
BUDGET 2018-2019**

ACCOUNT NUMBER	DESCRIPTION	2018-2019 TENTATIVE BUDGET	2017-2018 FINAL BUDGET	2017-2018 ACTUAL (UNAUDITED)	2017-2018 BUDGET vs ACTUAL
<b>TOTAL</b>	<b>EMPLOYEE BENEFITS</b>	<b>654,100.00</b>	<b>572,900.00</b>	<b>564,240.63</b>	<b>-1.51%</b>
10E002 2410 3190 00 000000	PROFESSIONAL & TECH SERVICES	0.00	0.00	150.32	0.00%
10E001 2410 3250 00 000000	COPIER LEASES	350,000.00	300,000.00	354,487.46	18.16%
10E002 2410 3320 00 000000	TRAVEL	500.00	1,200.00	510.81	-57.43%
10E003 2410 3320 00 000000	TRAVEL	0.00	0.00	0.00	0.00%
10E004 2410 3320 00 000000	TRAVEL	0.00	0.00	0.00	0.00%
10E005 2410 3320 00 000000	TRAVEL	0.00	0.00	0.00	0.00%
10E008 2410 3320 00 000000	TRAVEL	0.00	0.00	0.00	0.00%
10E010 2410 3320 00 000000	TRAVEL	0.00	0.00	0.00	0.00%
10E011 2410 3320 00 000000	TRAVEL	0.00	0.00	0.00	0.00%
10E002 2410 3410 00 000000	POSTAGE	4,000.00	4,000.00	3,351.41	-16.21%
10E003 2410 3410 00 000000	POSTAGE	600.00	700.00	746.69	6.67%
10E004 2410 3410 00 000000	POSTAGE	200.00	750.00	848.83	13.18%
10E005 2410 3410 00 000000	POSTAGE	200.00	400.00	150.00	-62.50%
10E008 2410 3410 00 000000	POSTAGE	200.00	200.00	273.43	36.72%
10E010 2410 3410 00 000000	POSTAGE	325.00	0.00	325.23	0.00%
10E011 2410 3410 00 000000	POSTAGE	2,728.00	3,000.00	1,684.99	-43.83%
10E011 2410 3600 00 000000	PRINTING	1,364.00	1,500.00	236.22	-84.25%
10E002 2410 3900 00 000000	OTHER PURCHASED SERVICES	2,500.00	2,500.00	1,348.50	-46.06%
10E004 2410 3900 00 000000	OTHER PURCHASED SERVICES	0.00	0.00	3,989.13	0.00%
10E005 2410 3900 00 000000	OTHER PURCHASED SERVICES	500.00	500.00	369.50	-26.10%
10E008 2410 3900 00 000000	OTHER PURCHASED SERVICES	1,000.00	1,000.00	2,004.50	100.45%
10E010 2410 3900 00 000000	OTHER PURCHASED SERVICES	500.00	500.00	1,464.50	192.90%
10E011 2410 3900 00 000000	OTHER PURCHASED SERVICES	4,000.00	4,000.00	350.00	-91.25%
<b>TOTAL</b>	<b>PURCHASED SERVICES</b>	<b>368,617.00</b>	<b>320,250.00</b>	<b>372,291.52</b>	<b>16.25%</b>
10E002 2410 4100 00 000000	PRINCIPAL SUPPLIES	38,064.00	36,064.00	26,028.99	-27.83%
10E003 2410 4100 00 000000	PRINCIPAL SUPPLIES	9,500.00	15,500.00	3,255.98	-78.99%
10E004 2410 4100 00 000000	PRINCIPAL SUPPLIES	18,000.00	22,000.00	20,413.50	-7.21%
10E005 2410 4100 00 000000	PRINCIPAL SUPPLIES	5,000.00	9,500.00	6,729.26	-29.17%
10E008 2410 4100 00 000000	PRINCIPAL SUPPLIES	10,000.00	19,550.00	9,209.37	-52.89%
10E010 2410 4100 00 000000	PRINCIPAL SUPPLIES	12,000.00	12,000.00	14,317.75	19.31%
10E011 2410 4100 00 000000	PRINCIPAL SUPPLIES	17,282.00	19,250.00	2,145.81	-88.85%
10E002 2410 4900 00 000000	OTHER SUPPLIES	2,500.00	2,500.00	500.00	-80.00%
10E003 2410 4900 00 000000	OTHER SUPPLIES	10,000.00	20,000.00	947.73	-95.26%
10E004 2410 4900 00 000000	OTHER SUPPLIES	4,300.00	4,330.00	1,460.51	-66.27%
10E005 2410 4900 00 000000	OTHER SUPPLIES	6,000.00	6,000.00	1,018.86	-83.02%
10E008 2410 4900 00 000000	OTHER SUPPLIES	7,000.00	7,000.00	3,033.54	-56.66%
10E010 2410 4900 00 000000	OTHER SUPPLIES	10,250.00	10,250.00	940.57	-90.82%
10E011 2410 4900 00 000000	OTHER SUPPLIES	12,000.00	12,000.00	5,056.87	-57.86%
<b>TOTAL</b>	<b>SUPPLIES</b>	<b>161,896.00</b>	<b>195,944.00</b>	<b>95,058.74</b>	<b>-51.49%</b>
10E002 2410 6400 00 000000	DUES/FEES	2,000.00	1,250.00	1,814.00	45.12%
10E003 2410 6400 00 000000	DUES/FEES	1,000.00	1,000.00	645.00	-35.50%
10E004 2410 6400 00 000000	DUES/FEES	400.00	400.00	385.00	-3.75%
10E005 2410 6400 00 000000	DUES/FEES	500.00	500.00	474.00	-5.20%
10E008 2410 6400 00 000000	DUES/FEES	800.00	800.00	749.38	-6.33%
10E010 2410 6400 00 000000	DUES/FEES	800.00	800.00	444.00	-44.50%
10E011 2410 6400 00 000000	DUES/FEES	1,061.00	1,200.00	564.00	-53.00%
<b>TOTAL</b>	<b>OTHER OBJECTS</b>	<b>6,561.00</b>	<b>5,950.00</b>	<b>5,075.38</b>	<b>-14.70%</b>
10E002 2410 7100 00 000000	NON-CAPITAL OUTLAY	3,000.00	0.00	5,438.00	0.00%
10E003 2410 7100 00 000000	NON-CAPITAL OUTLAY	1,000.00	0.00	4,344.00	0.00%
10E004 2410 7100 00 000000	NON-CAPITAL OUTLAY	4,500.00	6,000.00	8,950.36	49.17%
10E005 2410 7100 00 000000	NON-CAPITAL OUTLAY	1,000.00	1,200.00	1,826.85	52.24%
10E008 2410 7100 00 000000	NON-CAPITAL OUTLAY	6,000.00	6,000.00	14,251.38	137.52%
10E010 2410 7100 00 000000	NON-CAPITAL OUTLAY	6,500.00	7,000.00	22,137.69	216.25%
10E011 2410 7100 00 000000	NON-CAPITAL OUTLAY	3,500.00	0.00	7,647.09	0.00%
<b>TOTAL</b>	<b>NON-CAPITAL EQUIPMENT</b>	<b>25,500.00</b>	<b>20,200.00</b>	<b>64,595.37</b>	<b>219.78%</b>
<b>GRAND TOTAL</b>	<b>OFFICE OF THE PRINCIPALS</b>	<b>3,078,274.00</b>	<b>2,846,238.00</b>	<b>2,812,215.56</b>	<b>-1.20%</b>
<b>OTHER SUPPORT SERVICES-SCHOOL ADMINISTRATION</b>					
10E002 2490 1100 00 000000	HS DEAN SALARY	86,500.00	80,000.00	86,683.59	8.35%
10E002 2490 1110 00 000000	HS DEAN ASSISTANT SALARIES	84,500.00	62,750.00	56,993.75	-9.17%
<b>TOTAL</b>	<b>SALARIES</b>	<b>171,000.00</b>	<b>142,750.00</b>	<b>143,677.34</b>	<b>0.65%</b>
10E002 2490 2110 00 000000	RETIREMENT	8,800.00	8,200.00	8,751.09	6.72%
10E002 2490 2160 00 000000	TRS SURCHARGE EXPENSE	575.00	550.00	564.06	2.56%

**CENTRAL COMM UNIT SCHOOL DISTRICT 301  
BUDGET 2018-2019**

ACCOUNT NUMBER	DESCRIPTION	2018-2019 TENTATIVE BUDGET	2017-2018 FINAL BUDGET	2017-2018 ACTUAL (UNAUDITED)	2017-2018 BUDGET vs ACTUAL
10E002 2490 2210 00 000000	LIFE INSURANCE	170.00	160.00	139.92	-12.55%
10E002 2490 2220 00 000000	MEDICAL INSURANCE	60,000.00	37,500.00	41,432.30	10.49%
10E002 2490 2230 00 000000	DENTAL INSURANCE	1,400.00	1,400.00	1,272.72	-9.09%
10E002 2490 2250 00 000000	LONG TERM DISABILITY	260.00	250.00	256.64	2.66%
10E002 2490 2290 00 000000	TEACHERS RETIREMENT INSURANCE	2,100.00	2,000.00	2,002.94	0.15%
<b>TOTAL</b>	<b>EMPLOYEE BENEFITS</b>	<b>73,305.00</b>	<b>50,060.00</b>	<b>54,419.67</b>	<b>8.71%</b>
10E002 2490 3320 00 000000	TRAVEL	0.00	0.00	0.00	0.00%
<b>TOTAL</b>	<b>PURCHASED SERVICES</b>	<b>0.00</b>	<b>0.00</b>	<b>0.00</b>	<b>0.00%</b>
<b>GRAND TOTAL</b>	<b>OTHER SUPPORT SERVICES-SCHOOL ADMIN</b>	<b>244,305.00</b>	<b>192,810.00</b>	<b>198,097.01</b>	<b>2.74%</b>
<b>DIRECTION OF BUSINESS SUPPORT</b>					
10E001 2510 1000 00 000000	BUSINESS MANAGER SALARY	60,000.00	55,000.00	56,923.43	3.50%
<b>TOTAL</b>	<b>SALARIES</b>	<b>60,000.00</b>	<b>55,000.00</b>	<b>56,923.43</b>	<b>3.50%</b>
10E001 2510 2210 00 000000	LIFE INSURANCE	50.00	50.00	46.60	-6.80%
10E001 2510 2220 00 000000	MEDICAL INSURANCE	11,700.00	11,150.00	11,125.88	-0.22%
10E001 2510 2230 00 000000	DENTAL INSURANCE	675.00	650.00	631.20	-2.89%
10E001 2510 2250 00 000000	LONG TERM DISABILITY	180.00	163.00	170.88	4.83%
<b>TOTAL</b>	<b>EMPLOYEE BENEFITS</b>	<b>12,605.00</b>	<b>12,013.00</b>	<b>11,974.56</b>	<b>-0.32%</b>
10E001 2510 3320 00 000000	TRAVEL	200.00	400.00	921.37	130.34%
<b>TOTAL</b>	<b>PURCHASED SERVICES</b>	<b>200.00</b>	<b>400.00</b>	<b>921.37</b>	<b>130.34%</b>
10E001 2510 4100 00 000000	OFFICE SUPPLIES	100.00	1,000.00	73.76	-92.62%
<b>TOTAL</b>	<b>SUPPLIES</b>	<b>100.00</b>	<b>1,000.00</b>	<b>73.76</b>	<b>-92.62%</b>
10E001 2510 6400 00 000000	DUES AND FEES	150.00	500.00	335.00	-33.00%
<b>TOTAL</b>	<b>OTHER OBJECTS</b>	<b>150.00</b>	<b>500.00</b>	<b>335.00</b>	<b>-33.00%</b>
<b>GRAND TOTAL</b>	<b>DIRECTION OF BUSINESS SUPPORT</b>	<b>73,055.00</b>	<b>68,913.00</b>	<b>70,228.12</b>	<b>1.91%</b>
<b>FISCAL SERVICES</b>					
10E001 2520 1100 00 000000	HR/PAYROLL SALARY	133,000.00	84,580.00	148,997.30	76.16%
10E001 2520 1130 00 000000	TREASURER	60,000.00	55,000.00	56,180.97	2.15%
10E001 2520 1110 00 000000	ACCOUNTING ASSISTANT	64,000.00	30,750.00	30,750.00	0.00%
<b>TOTAL</b>	<b>SALARIES</b>	<b>257,000.00</b>	<b>170,330.00</b>	<b>235,928.27</b>	<b>38.51%</b>
10E001 2520 2210 00 000000	LIFE INSURANCE	175.00	250.00	177.20	-29.12%
10E001 2520 2220 00 000000	MEDICAL INSURANCE	82,000.00	67,950.00	72,284.92	6.38%
10E001 2520 2230 00 000000	DENTAL INSURANCE	4,200.00	2,950.00	3,696.44	25.30%
10E001 2520 2250 00 000000	LONG TERM DISABILITY	180.00	413.00	179.88	-56.45%
<b>TOTAL</b>	<b>EMPLOYEE BENEFITS</b>	<b>86,555.00</b>	<b>71,563.00</b>	<b>76,338.44</b>	<b>6.67%</b>
10E001 2520 3100 00 000000	PURCHASE/CONTRACTED SERVICES	75,000.00	65,000.00	74,689.12	14.91%
10E001 2520 3160 00 000000	SOFTWARE	140,000.00	160,000.00	133,397.87	-16.63%
10E001 2520 3190 00 000000	PROFESSIONAL & TECH SERVICES	2,000.00	5,000.00	1,656.00	-66.88%
10E001 2520 3320 00 000000	TRAVEL	1,000.00	1,000.00	826.65	-17.34%
10E001 2520 3410 00 000000	POSTAGE	100.00	100.00	79.80	-20.20%
<b>TOTAL</b>	<b>PURCHASED SERVICES</b>	<b>218,100.00</b>	<b>231,100.00</b>	<b>210,649.44</b>	<b>-8.85%</b>
10E001 2520 4100 00 000000	FISCAL SERVICES SUPPLIES	28,000.00	15,000.00	27,479.06	83.19%
<b>TOTAL</b>	<b>SUPPLIES</b>	<b>28,000.00</b>	<b>15,000.00</b>	<b>27,479.06</b>	<b>83.19%</b>
10E001 2520 6400 00 000000	DUES/FEES	3,000.00	2,000.00	2,811.29	40.56%
10E001 2520 6900 00 000000	PENALTY PAYMENTS	500.00	1,000.00	0.00	-100.00%
<b>TOTAL</b>	<b>OTHER OBJECTS</b>	<b>3,500.00</b>	<b>3,000.00</b>	<b>2,811.29</b>	<b>-6.29%</b>
10E001 2520 7100 00 000000	NON-CAPITAL OUTLAY	0.00	0.00	6,620.12	0.00%
<b>TOTAL</b>	<b>NON-CAPITAL EQUIPMENT</b>	<b>0.00</b>	<b>0.00</b>	<b>6,620.12</b>	<b>0.00%</b>
<b>GRAND TOTAL</b>	<b>FISCAL SERVICES</b>	<b>593,155.00</b>	<b>490,993.00</b>	<b>559,826.62</b>	<b>14.02%</b>
<b>FOOD SERVICES</b>					
10E001 2560 1000 00 000000	DIRECTOR OF FOOD SERVICES	79,750.00	75,000.00	81,658.18	8.88%
10E001 2560 1110 00 000000	SECRETARY	18,100.00	16,400.00	13,742.94	-16.20%
10E002 2560 1190 00 000000	COOKS SALARY	145,000.00	125,500.00	96,204.20	-23.34%
10E003 2560 1190 00 000000	COOKS SALARY	49,500.00	39,000.00	36,889.76	-5.41%

**CENTRAL COMM UNIT SCHOOL DISTRICT 301**  
**BUDGET 2018-2019**

ACCOUNT NUMBER	DESCRIPTION	2018-2019 TENTATIVE BUDGET	2017-2018 FINAL BUDGET	2017-2018 ACTUAL (UNAUDITED)	2017-2018 BUDGET vs ACTUAL
10E004 2560 1190 00 000000	COOKS SALARY	40,000.00	40,000.00	45,479.20	13.70%
10E005 2560 1190 00 000000	COOKS SALARY	24,500.00	24,000.00	22,753.50	-5.19%
10E008 2560 1190 00 000000	COOKS SALARY	45,000.00	43,500.00	42,250.50	-2.87%
10E010 2560 1190 00 000000	COOKS SALARY	41,000.00	41,000.00	35,357.27	-13.76%
10E011 2560 1190 00 000000	COOKS SALARY	75,000.00	70,250.00	69,713.61	-0.76%
10E001 2560 1220 00 000000	COOKS SUB PAY	40,000.00	25,000.00	37,830.27	51.32%
	<b>TOTAL SALARIES</b>	<b>557,850.00</b>	<b>499,650.00</b>	<b>481,879.43</b>	<b>-3.56%</b>
10E001 2560 2210 00 000000	LIFE INSURANCE	100.00	100.00	92.20	-7.80%
10E002 2560 2210 00 000000	LIFE INSURANCE	0.00	25.00	0.00	-100.00%
10E001 2560 2220 00 000000	MEDICAL INSURANCE	9,100.00	8,600.00	8,511.08	-1.03%
10E002 2560 2220 00 000000	MEDICAL INSURANCE	7,900.00	7,600.00	7,504.40	-1.26%
10E001 2560 2230 00 000000	DENTAL INSURANCE	500.00	500.00	449.96	-10.01%
10E002 2560 2230 00 000000	DENTAL INSURANCE	500.00	500.00	449.96	-10.01%
10E001 2560 2250 00 000000	LONG TERM DISABILITY	250.00	200.00	237.80	18.90%
	<b>TOTAL EMPLOYEE BENEFITS</b>	<b>18,350.00</b>	<b>17,525.00</b>	<b>17,245.40</b>	<b>-1.60%</b>
10E001 2560 3160 00 000000	SOFTWARE/LICENSE	4,000.00	10,000.00	3,419.50	-65.81%
10E001 2560 3190 00 000000	UNIFORM ALLOWANCE	0.00	0.00	0.00	0.00%
10E002 2560 3190 00 000000	UNIFORM ALLOWANCE	0.00	0.00	0.00	0.00%
10E003 2560 3190 00 000000	UNIFORM ALLOWANCE	0.00	0.00	0.00	0.00%
10E004 2560 3190 00 000000	UNIFORM ALLOWANCE	0.00	0.00	0.00	0.00%
10E005 2560 3190 00 000000	UNIFORM ALLOWANCE	0.00	0.00	0.00	0.00%
10E008 2560 3190 00 000000	UNIFORM ALLOWANCE	0.00	0.00	0.00	0.00%
10E010 2560 3190 00 000000	UNIFORM ALLOWANCE	0.00	0.00	0.00	0.00%
10E011 2560 3190 00 000000	UNIFORM ALLOWANCE	0.00	0.00	0.00	0.00%
10E001 2560 3230 00 000000	REPAIRS	27,000.00	25,000.00	27,499.96	10.00%
10E002 2560 3230 00 000000	REPAIRS	4,000.00	4,000.00	4,288.43	7.21%
10E003 2560 3230 00 000000	REPAIRS	2,500.00	3,500.00	2,455.37	-29.85%
10E004 2560 3230 00 000000	REPAIRS	2,000.00	2,500.00	1,725.86	-30.97%
10E005 2560 3230 00 000000	REPAIRS	2,200.00	2,000.00	2,266.66	13.33%
10E008 2560 3230 00 000000	REPAIRS	4,500.00	2,500.00	4,436.91	77.48%
10E010 2560 3230 00 000000	REPAIRS	4,500.00	2,000.00	4,496.71	124.84%
10E011 2560 3230 00 000000	REPAIRS	2,000.00	2,500.00	1,919.31	-23.23%
10E001 2560 3320 00 000000	TRAVEL	1,000.00	2,000.00	0.00	-100.00%
	<b>TOTAL PURCHASED SERVICES</b>	<b>53,700.00</b>	<b>56,000.00</b>	<b>52,508.71</b>	<b>-6.23%</b>
10E001 2560 4100 00 000000	SUPPLIES/FOOD	5,000.00	5,000.00	194.16	-96.12%
10E002 2560 4100 00 000000	SUPPLIES/FOOD	180,000.00	190,000.00	168,951.38	-11.08%
10E003 2560 4100 00 000000	SUPPLIES/FOOD	49,000.00	45,000.00	47,546.55	5.66%
10E004 2560 4100 00 000000	SUPPLIES/FOOD	55,000.00	48,000.00	52,898.37	10.20%
10E005 2560 4100 00 000000	SUPPLIES/FOOD	25,000.00	25,000.00	22,013.11	-11.95%
10E008 2560 4100 00 000000	SUPPLIES/FOOD	60,000.00	52,250.00	58,516.86	11.99%
10E010 2560 4100 00 000000	SUPPLIES/FOOD	51,000.00	52,250.00	48,150.22	-7.85%
10E011 2560 4100 00 000000	SUPPLIES/FOOD	85,000.00	90,000.00	80,879.32	-10.13%
10E001 2560 4900 00 000000	UNIFORMS	0.00	6,500.00	4,214.80	-35.16%
10E002 2560 4110 00 000000	UNIFORMS	1,500.00	0.00	0.00	0.00%
10E003 2560 4110 00 000000	UNIFORMS	600.00	0.00	0.00	0.00%
10E004 2560 4110 00 000000	UNIFORMS	750.00	0.00	0.00	0.00%
10E005 2560 4110 00 000000	UNIFORMS	400.00	0.00	0.00	0.00%
10E008 2560 4110 00 000000	UNIFORMS	750.00	0.00	0.00	0.00%
10E010 2560 4110 00 000000	UNIFORMS	750.00	0.00	0.00	0.00%
10E011 2560 4110 00 000000	UNIFORMS	600.00	0.00	0.00	0.00%
10E002 2560 4900 00 000000	SUPPLIES/NON-FOOD	19,000.00	17,500.00	13,980.10	-20.11%
10E003 2560 4900 00 000000	SUPPLIES/NON-FOOD	6,500.00	6,000.00	4,932.08	-17.80%
10E004 2560 4900 00 000000	SUPPLIES/NON-FOOD	5,000.00	4,500.00	4,849.43	7.77%
10E005 2560 4900 00 000000	SUPPLIES/NON-FOOD	2,250.00	2,000.00	1,840.89	-7.96%
10E008 2560 4900 00 000000	SUPPLIES/NON-FOOD	5,000.00	4,750.00	4,326.56	-8.91%
10E010 2560 4900 00 000000	SUPPLIES/NON-FOOD	4,000.00	3,750.00	2,368.68	-36.84%
10E011 2560 4900 00 000000	SUPPLIES/NON-FOOD	9,000.00	8,750.00	7,802.75	-10.83%
	<b>TOTAL SUPPLIES</b>	<b>566,100.00</b>	<b>561,250.00</b>	<b>523,465.26</b>	<b>-6.73%</b>
10E002 2560 5400 00 000000	CAPITAL OUTLAY	5,000.00	0.00	12,297.84	0.00%
10E004 2560 5400 00 000000	CAPITAL OUTLAY	0.00	6,000.00	18,883.16	214.72%
10E005 2560 5400 00 000000	CAPTIAL OUTLAY	13,000.00	5,000.00	10,742.02	114.84%
10E008 2560 5400 00 000000	CAPTIAL OUTLAY	20,000.00	5,000.00	0.00	-100.00%
10E010 2560 5400 00 000000	CAPTIAL OUTLAY	10,000.00	0.00	0.00	0.00%
	<b>TOTAL CAPITAL OUTLAYS</b>	<b>48,000.00</b>	<b>16,000.00</b>	<b>41,923.02</b>	<b>162.02%</b>
10E001 2560 6400 00 000000	DUES/FEES	2,000.00	4,000.00	1,238.00	-69.05%

**CENTRAL COMM UNIT SCHOOL DISTRICT 301  
BUDGET 2018-2019**

ACCOUNT NUMBER	DESCRIPTION	2018-2019 TENTATIVE BUDGET	2017-2018 FINAL BUDGET	2017-2018 ACTUAL (UNAUDITED)	2017-2018 BUDGET vs ACTUAL
10E002 2560 6400 00 000000	DUES/FEES	1,500.00	2,500.00	1,257.00	-49.72%
10E003 2560 6400 00 000000	DUES/FEES	900.00	1,075.00	684.95	-36.28%
10E004 2560 6400 00 000000	DUES/FEES	900.00	925.00	867.00	-6.27%
10E005 2560 6400 00 000000	DUES/FEES	700.00	700.00	672.00	-4.00%
10E008 2560 6400 00 000000	DUES/FEES	700.00	700.00	672.00	-4.00%
10E010 2560 6400 00 000000	DUES/FEES	900.00	700.00	848.00	21.14%
10E011 2560 6400 00 000000	DUES/FEES	850.00	925.00	763.00	-17.51%
<b>TOTAL</b>	<b>OTHER OBJECTS</b>	<b>8,450.00</b>	<b>11,525.00</b>	<b>7,001.95</b>	<b>-39.25%</b>
10E002 2560 7100 00 000000	NON-CAPITAL OUTLAY	5,000.00	1,000.00	8,128.32	712.83%
10E003 2560 7100 00 000000	NON-CAPITAL OUTLAY	1,000.00	3,000.00	0.00	-100.00%
10E004 2560 7100 00 000000	NON-CAPITAL OUTLAY	1,000.00	2,500.00	548.00	-78.08%
10E005 2560 7100 00 000000	NON-CAPITAL OUTLAY	1,000.00	1,000.00	0.00	-100.00%
10E008 2560 7100 00 000000	NON-CAPITAL OUTLAY	1,000.00	1,500.00	2,375.33	58.36%
10E010 2560 7100 00 000000	NON-CAPITAL OUTLAY	1,000.00	1,500.00	0.00	-100.00%
10E011 2560 7100 00 000000	NON-CAPITAL OUTLAY	1,000.00	1,500.00	0.00	-100.00%
<b>TOTAL</b>	<b>NON-CAPITAL EQUIPMENT</b>	<b>11,000.00</b>	<b>12,000.00</b>	<b>11,051.65</b>	<b>-7.90%</b>
<b>GRAND TOTAL</b>	<b>FOOD SERVICES</b>	<b>1,263,450.00</b>	<b>1,173,950.00</b>	<b>1,135,075.42</b>	<b>-3.31%</b>
<b>INTERNAL SERVICES</b>					
10E001 2570 3230 00 000000	MAINTENANCE AGREEMENTS/COPIER LEASES	0.00	18,000.00	0.00	-100.00%
<b>TOTAL</b>	<b>PURCHASED SERVICES</b>	<b>0.00</b>	<b>18,000.00</b>	<b>0.00</b>	<b>-100.00%</b>
<b>GRAND TOTAL</b>	<b>INTERNAL SERVICES</b>	<b>0.00</b>	<b>18,000.00</b>	<b>0.00</b>	<b>-100.00%</b>
<b>COMPUTER EDUCATION SERVICES</b>					
10E001 2660 1000 00 000000	COMPUTER DIRECTOR SALARY	117,900.00	110,250.00	113,354.40	2.82%
10E001 2660 1110 00 000000	ADMIN ASSISTANT SALARY	22,000.00	17,850.00	18,401.92	3.09%
10E001 2660 1150 00 000000	COMPUTER TECHNICIANS	349,100.00	319,500.00	335,613.86	5.04%
<b>TOTAL</b>	<b>SALARIES</b>	<b>489,000.00</b>	<b>447,600.00</b>	<b>467,370.18</b>	<b>4.42%</b>
10E001 2660 2210 00 000000	LIFE INSURANCE	250.00	350.00	227.64	-34.96%
10E001 2660 2220 00 000000	MEDICAL INSURANCE	125,000.00	91,000.00	88,629.72	-2.60%
10E001 2660 2230 00 000000	DENTAL INSURANCE	5,800.00	5,200.00	4,561.04	-12.29%
10E001 2660 2250 00 000000	LONG TERM DISABILITY	360.00	300.00	345.08	15.03%
<b>TOTAL</b>	<b>EMPLOYEE BENEFITS</b>	<b>131,410.00</b>	<b>96,850.00</b>	<b>93,763.48</b>	<b>-3.19%</b>
10E001 2660 3160 00 000000	PURCHASE SERVICES/SOFTWARE/LEASES	400,000.00	400,000.00	347,860.69	-13.03%
10E001 2660 3170 00 000000	STUDENT SOFTWARE LICENSE	0.00	0.00	0.00	0.00%
10E001 2660 3190 00 000000	PURCHASE SERVICES/WEBSITE	50,000.00	150,000.00	35,514.65	-76.32%
10E001 2660 3195 00 000000	INFRASTRUCTURE-FIBER	0.00	500,000.00	778,327.20	55.67%
10E001 2660 3230 00 000000	REPAIRS	10,000.00	10,000.00	150.00	-98.50%
10E001 2660 3320 00 000000	TRAVEL	5,000.00	8,000.00	4,318.93	-46.01%
<b>TOTAL</b>	<b>PURCHASED SERVICES</b>	<b>465,000.00</b>	<b>1,068,000.00</b>	<b>1,166,171.47</b>	<b>9.19%</b>
10E001 2660 4100 00 000000	TECHNOLOGY SUPPLIES	165,000.00	160,000.00	163,359.79	2.10%
10E001 2660 4700 00 000000	HARDWARE	0.00	0.00	0.00	0.00%
<b>TOTAL</b>	<b>SUPPLIES</b>	<b>165,000.00</b>	<b>160,000.00</b>	<b>163,359.79</b>	<b>2.10%</b>
10E001 2660 5400 00 000000	CAPITAL OUTLAY	15,000.00	100,000.00	11,231.49	-88.77%
<b>TOTAL</b>	<b>CAPITAL OUTLAYS</b>	<b>15,000.00</b>	<b>100,000.00</b>	<b>11,231.49</b>	<b>-88.77%</b>
10E001 2660 6400 00 000000	DUES/FEES	4,000.00	4,000.00	2,035.00	-49.13%
<b>TOTAL</b>	<b>OTHER OBJECTS</b>	<b>4,000.00</b>	<b>4,000.00</b>	<b>2,035.00</b>	<b>-49.13%</b>
10E001 2660 7100 00 000000	NON-CAPITAL OUTLAY	150,000.00	100,000.00	468,643.09	368.64%
<b>TOTAL</b>	<b>NON-CAPITAL EQUIPMENT</b>	<b>150,000.00</b>	<b>100,000.00</b>	<b>468,643.09</b>	<b>368.64%</b>
<b>GRAND TOTAL</b>	<b>COMPUTER EDUCATION SERVICES</b>	<b>1,419,410.00</b>	<b>1,976,450.00</b>	<b>2,372,574.50</b>	<b>20.04%</b>
<b>OTHER SUPPORTING SERVICES</b>					
10E001 2900 3000 00 000000	CONTRACTED SERVICES-SOCIAL MEDIA	22,000.00	22,000.00	22,000.00	0.00%
<b>TOTAL</b>	<b>PURCHASED SERVICES</b>	<b>22,000.00</b>	<b>22,000.00</b>	<b>22,000.00</b>	<b>0.00%</b>
<b>GRAND TOTAL</b>	<b>OTHER SUPPORTING SERVICES</b>	<b>22,000.00</b>	<b>22,000.00</b>	<b>22,000.00</b>	<b>0.00%</b>
<b>SPECIAL EDUCATION TUITION</b>					
10E001 4120 3190 00 000000	SPECIAL ED PAYMENTS TO OTHER GOVT	565,000.00	560,000.00	523,466.00	-6.52%

**CENTRAL COMM UNIT SCHOOL DISTRICT 301  
BUDGET 2018-2019**

ACCOUNT NUMBER	DESCRIPTION	2018-2019 TENTATIVE BUDGET	2017-2018 FINAL BUDGET	2017-2018 ACTUAL (UNAUDITED)	2017-2018 BUDGET vs ACTUAL
<b>TOTAL</b>	<b>PURCHASED SERVICES</b>	<b>565,000.00</b>	<b>560,000.00</b>	<b>523,466.00</b>	<b>-6.52%</b>
<b>GRAND TOTAL</b>	<b>SPECIAL EDUCATION TUITION</b>	<b>565,000.00</b>	<b>560,000.00</b>	<b>523,466.00</b>	<b>-6.52%</b>
<b>ON BEHALF PAYMENTS</b>					
10E001 4180 6000 00 000000	TRS-ON BEHALF PAYMENT	16,500,000.00	16,500,000.00	16,500,000.00	0.00%
<b>TOTAL</b>	<b>OTHER OBJECTS</b>	<b>16,500,000.00</b>	<b>16,500,000.00</b>	<b>16,500,000.00</b>	<b>-100.00%</b>
<b>GRAND TOTAL</b>	<b>ON BEHALF PAYMENTS</b>	<b>16,500,000.00</b>	<b>16,500,000.00</b>	<b>16,500,000.00</b>	<b>0.00%</b>
<b>SPECIAL EDUCATION TUITION</b>					
10E001 4220 6700 00 000000	SPECIAL EDUCATION TUITION	1,150,000.00	1,100,000.00	1,050,981.90	-4.46%
<b>TOTAL</b>	<b>OTHER OBJECTS</b>	<b>1,150,000.00</b>	<b>1,100,000.00</b>	<b>1,050,981.90</b>	<b>-4.46%</b>
<b>CAREER/TECH TUITION</b>					
10E001 4240 6700 00 000000	CAREER & TECHNICAL TUITION	150,000.00	150,000.00	148,549.08	-0.97%
<b>TOTAL</b>	<b>OTHER OBJECTS</b>	<b>150,000.00</b>	<b>150,000.00</b>	<b>148,549.08</b>	<b>-0.97%</b>
<b>COMMUNITY COLLEGE TUITION</b>					
10E001 4270 6700 00 000000	COMMUNITY COLLEGE TUITION	50,000.00	50,000.00	43,199.50	-13.60%
<b>TOTAL</b>	<b>OTHER OBJECTS</b>	<b>50,000.00</b>	<b>50,000.00</b>	<b>43,199.50</b>	<b>-13.60%</b>
<b>VIRTUAL HIGH SCHOOL TUITION</b>					
10E001 4280 6700 00 000000	VIRTUAL HIGH SCHOOL TUITION	2,000.00	2,000.00	675.00	-66.25%
<b>TOTAL</b>	<b>OTHER OBJECTS</b>	<b>2,000.00</b>	<b>2,000.00</b>	<b>675.00</b>	<b>-66.25%</b>
<b>SAFE SCHOOL TUITION</b>					
10E001 4290 6700 00 000000	SAFE SCHOOL TUITION	25,000.00	50,000.00	44,330.00	-11.34%
<b>TOTAL</b>	<b>OTHER OBJECTS</b>	<b>25,000.00</b>	<b>50,000.00</b>	<b>44,330.00</b>	<b>-11.34%</b>
<b>GRAND TOTAL</b>	<b>TUITION</b>	<b>1,377,000.00</b>	<b>1,352,000.00</b>	<b>1,287,735.48</b>	<b>-4.75%</b>
<b>PROVISION FOR CONTINGENCIES</b>					
10E001 6000 6900 00 000000	CONTINGENCY ACCT	250,000.00	250,000.00	0.00	-100.00%
<b>TOTAL</b>	<b>OTHER OBJECTS</b>	<b>250,000.00</b>	<b>250,000.00</b>	<b>0.00</b>	<b>-100.00%</b>
<b>GRAND TOTAL</b>	<b>PROVISION FOR CONTINGENCIES</b>	<b>250,000.00</b>	<b>250,000.00</b>	<b>0.00</b>	<b>-100.00%</b>
<b>GRANTS</b>					
<b>CAREER &amp; TECHNICAL EDUCATION GRANT</b>					
10E002 1130 3100 00 322000	CTE SERVICES	8,000.00	20,675.00	0.00	-100.00%
<b>TOTAL</b>	<b>PURCHASED SERVICES</b>	<b>8,000.00</b>	<b>20,675.00</b>	<b>0.00</b>	<b>-100.00%</b>
10E002 1130 4100 00 322000	CTE SUPPLIES	11,824.00	0.00	23,269.90	0.00%
<b>TOTAL</b>	<b>SUPPLIES</b>	<b>11,824.00</b>	<b>0.00</b>	<b>23,269.90</b>	<b>0.00%</b>
10E002 1130 6400 00 322000	CTE PROFESSIONAL DEVELOPMENT	7,150.00	0.00	0.00	0.00%
<b>TOTAL</b>	<b>OTHER OBJECTS</b>	<b>7,150.00</b>	<b>0.00</b>	<b>0.00</b>	<b>0.00%</b>
10E002 1130 7100 00 322000	CTE NON-CAPITAL EQUIPMENT	0.00	3,500.00	0.00	-100.00%
<b>TOTAL</b>	<b>NON-CAPITAL EQUIPMENT</b>	<b>0.00</b>	<b>3,500.00</b>	<b>0.00</b>	<b>-100.00%</b>
10E002 2120 4100 00 322000	CTE SUPPLIES	0.00	3,108.00	0.00	-100.00%
<b>TOTAL</b>	<b>SUPPLIES</b>	<b>0.00</b>	<b>3,108.00</b>	<b>0.00</b>	<b>-100.00%</b>
10E001 2210 1220 00 322000	CTE-SUBSTITUTES	0.00	2,000.00	0.00	-100.00%
10E002 2210 1220 00 322000	CTE-SUBSTITUTES	0.00	0.00	3,200.00	0.00%
<b>TOTAL</b>	<b>SALARIES</b>	<b>0.00</b>	<b>2,000.00</b>	<b>3,200.00</b>	<b>60.00%</b>
10E001 2210 2110 00 322000	CTE-TEACHER RETIREMENT	0.00	0.00	0.00	0.00%
10E002 2210 2110 00 322000	CTE-TEACHER RETIREMENT	0.00	0.00	639.67	0.00%
10E001 2210 2160 00 322000	CTE-TRS SURCHARGE EXPENSE	0.00	0.00	0.00	0.00%
10E002 2210 2160 00 322000	CTE-TRS SURCHARGE EXPENSE	0.00	0.00	20.40	0.00%
10E001 2210 2290 00 322000	CTE-TEACHER RETIREMENT INS	0.00	0.00	0.00	0.00%
10E002 2210 2290 00 322000	CTE-TEACHER RETIREMENT INS	0.00	0.00	72.44	0.00%
<b>TOTAL</b>	<b>EMPLOYEE BENEFITS</b>	<b>0.00</b>	<b>0.00</b>	<b>732.51</b>	<b>0.00%</b>
10E002 2210 3190 00 322000	CTE PURCHASE SERVICES	0.00	2,000.00	755.00	-62.25%
<b>TOTAL</b>	<b>PURCHASED SERVICES</b>	<b>0.00</b>	<b>2,000.00</b>	<b>755.00</b>	<b>-62.25%</b>

**CENTRAL COMM UNIT SCHOOL DISTRICT 301  
BUDGET 2018-2019**

ACCOUNT NUMBER	DESCRIPTION	2018-2019 TENTATIVE BUDGET	2017-2018 FINAL BUDGET	2017-2018 ACTUAL (UNAUDITED)	2017-2018 BUDGET vs ACTUAL
<b>GRAND TOTAL</b>	<b>CAREER &amp; TECHNICAL ED GRANT</b>	<b>26,974.00</b>	<b>31,283.00</b>	<b>27,957.41</b>	<b>-10.63%</b>
<b>AGRICULTURE GRANT</b>					
10E002 1130 4100 00 323500	AGRICULTURE SUPPLIES	5,663.00	1,888.00	1,415.30	-25.04%
	<b>TOTAL SUPPLIES</b>	<b>5,663.00</b>	<b>1,888.00</b>	<b>1,415.30</b>	<b>-25.04%</b>
10E002 1130 5400 00 323500	AGRICULTURE CAPITAL EQUIPMENT	0.00	0.00	4,248.00	0.00%
	<b>TOTAL CAPITAL EQUIPMENT</b>	<b>0.00</b>	<b>0.00</b>	<b>4,248.00</b>	<b>0.00%</b>
<b>GRAND TOTAL</b>	<b>AGRICULTURE GRANT</b>	<b>5,663.00</b>	<b>1,888.00</b>	<b>5,663.30</b>	<b>199.96%</b>
<b>TPI &amp; TBE BILINGUAL GRANT</b>					
10E001 1110 1100 00 330500	ELEMENTARY TEACHER SALARY	89,385.00	89,385.00	89,385.00	0.00%
	<b>TOTAL SALARIES</b>	<b>89,385.00</b>	<b>89,385.00</b>	<b>89,385.00</b>	<b>0.00%</b>
10E001 1110 2110 00 330500	TITLE I TRS	0.00	0.00	19,635.98	0.00%
10E001 1110 2160 00 330500	TITLE I TRS SURCHARGE EXPENSE	0.00	0.00	683.49	0.00%
10E001 1110 2210 00 330500	TITLE I LIFE INSURANCE	0.00	0.00	27.49	0.00%
10E001 1110 2220 00 330500	TITLE I MEDICAL	0.00	0.00	7,587.31	0.00%
10E001 1110 2230 00 330500	TITLE I DENTAL	0.00	0.00	437.73	0.00%
10E001 1110 2290 00 330500	TITLE I THIS	0.00	0.00	2,427.98	0.00%
	<b>TOTAL EMPLOYEE BENEFITS</b>	<b>0.00</b>	<b>0.00</b>	<b>30,799.98</b>	<b>0.00%</b>
<b>GRAND TOTAL</b>	<b>TPI &amp; TBE BILINGUAL GRANT</b>	<b>89,385.00</b>	<b>89,385.00</b>	<b>120,184.98</b>	<b>34.46%</b>
<b>LIBRARY GRANT</b>					
10E001 2220 4100 00 399900	LIBRARY GRANT SUPPLIES	3,000.00	2,600.00	2,265.71	-12.86%
	<b>TOTAL SUPPLIES</b>	<b>3,000.00</b>	<b>2,600.00</b>	<b>2,265.71</b>	<b>-12.86%</b>
<b>GRAND TOTAL</b>	<b>LIBRARY GRANT</b>	<b>3,000.00</b>	<b>2,600.00</b>	<b>2,265.71</b>	<b>-12.86%</b>
<b>TITLE I LOW INCOME GRANT</b>					
10E001 1100 1100 00 430000	TITLE I SALARIES	145,231.00	145,231.00	99,068.04	-31.79%
10E001 2130 1100 00 430000	TITLE I SALARIES	0.00	0.00	1,536.00	0.00%
	<b>TOTAL SALARIES</b>	<b>145,231.00</b>	<b>145,231.00</b>	<b>100,604.04</b>	<b>-30.73%</b>
10E001 1100 2110 00 430000	TITLE I TRS	8,497.00	8,497.00	26,380.05	210.46%
10E001 1100 2111 00 430000	TITLE I TRS FEDERAL	29,532.00	29,532.00	0.00	-100.00%
10E001 1100 2160 00 430000	TITLE I TRS SURCHARGE EXPENSE	475.00	475.00	733.59	54.44%
10E001 1100 2210 00 430000	TITLE I LIFE INSURANCE	0.00	0.00	17.65	0.00%
10E001 1100 2220 00 430000	TITLE I MEDICAL INSURANCE	0.00	0.00	7,762.20	0.00%
10E001 1100 2230 00 430000	TITLE I DENTAL	0.00	0.00	335.82	0.00%
10E001 1100 2290 00 430000	TITLE I THIS	1,532.00	1,532.00	2,605.71	70.09%
	<b>TOTAL EMPLOYEE BENEFITS</b>	<b>40,036.00</b>	<b>40,036.00</b>	<b>37,835.02</b>	<b>-5.50%</b>
10E001 1100 4100 00 430000	TITLE I SUPPLIES	19,957.00	19,957.00	39,714.64	99.00%
	<b>TOTAL SUPPLIES</b>	<b>19,957.00</b>	<b>19,957.00</b>	<b>39,714.64</b>	<b>99.00%</b>
10E001 1100 5400 00 430000	TITLE I CAPITAL OUTLAY	0.00	0.00	36,341.00	0.00%
	<b>TOTAL CAPITAL OUTLAYS</b>	<b>0.00</b>	<b>0.00</b>	<b>36,341.00</b>	<b>0.00%</b>
<b>IMPROVEMENT OF INSTRUCTION</b>					
10E001 2210 1100 00 430000	TITLE I SALARIES	0.00	0.00	12,832.00	0.00%
	<b>TOTAL SALARIES</b>	<b>0.00</b>	<b>0.00</b>	<b>12,832.00</b>	<b>0.00%</b>
10E001 2210 2110 00 430000	TITLE 1 TEACHER RETIREMENT	0.00	0.00	2,565.14	0.00%
10E001 2210 2160 00 430000	TITLE 1 TRS SURCHARGE EXPENSE	0.00	0.00	81.81	0.00%
10E001 2210 2290 00 430000	TITLE 1 TEACHER RETIREMENT INS	0.00	0.00	290.47	0.00%
	<b>TOTAL EMPLOYEE BENEFITS</b>	<b>0.00</b>	<b>0.00</b>	<b>2,937.42</b>	<b>0.00%</b>
10E001 2210 3000 00 430000	TITLE I PURCHASE SERVICES	12,050.00	12,050.00	0.00	-100.00%
	<b>TOTAL PURCHASED SERVICES</b>	<b>12,050.00</b>	<b>12,050.00</b>	<b>0.00</b>	<b>-100.00%</b>
<b>EDUCATION MEDIA</b>					
10E001 2220 4100 00 430000	TITLE I SUPPLIES	0.00	0.00	11,083.68	0.00%
	<b>TOTAL SUPPLIES</b>	<b>0.00</b>	<b>0.00</b>	<b>11,083.68</b>	<b>0.00%</b>
<b>EDUCATION</b>					
10E001 2230 3100 00 430000	TITLE I PURCHASE SERVICES	0.00	0.00	25,535.00	0.00%

**CENTRAL COMM UNIT SCHOOL DISTRICT 301  
BUDGET 2018-2019**

ACCOUNT NUMBER	DESCRIPTION	2018-2019 TENTATIVE BUDGET	2017-2018 FINAL BUDGET	2017-2018 ACTUAL (UNAUDITED)	2017-2018 BUDGET vs ACTUAL
<b>TOTAL</b>	<b>PURCHASED SERVICES</b>	<b>0.00</b>	<b>0.00</b>	<b>25,535.00</b>	<b>0.00%</b>
<b>SUPPORT SERVICES</b>					
10E001 2300 1100 00 430000	TITLE I SALARIES-RTI	0.00	0.00	14,041.00	0.00%
<b>TOTAL</b>	<b>SALARIES</b>	<b>0.00</b>	<b>0.00</b>	<b>14,041.00</b>	<b>0.00%</b>
10E001 2300 2110 00 430000	TITLE 1 TEACHER RETIREMENT	0.00	0.00	3,084.56	0.00%
10E001 2300 2160 00 430000	TITLE 1 TRS SURCHARGE EXPENSE	0.00	0.00	107.40	0.00%
10E001 2300 2210 00 430000	TITLE 1 LIFE INSURANCE	0.00	0.00	2.41	0.00%
10E001 2300 2220 00 430000	TITLE 1 MEDICAL INSURANCE	0.00	0.00	2,211.64	0.00%
10E001 2300 2230 00 430000	TITLE 1 DENTAL INSURANCE	0.00	0.00	127.58	0.00%
10E001 2300 2290 00 430000	TITLE I TEACHER RETIREMENT INSURANCE	0.00	0.00	381.40	0.00%
<b>TOTAL</b>	<b>EMPLOYEE BENEFITS</b>	<b>0.00</b>	<b>0.00</b>	<b>5,914.99</b>	<b>0.00%</b>
<b>ADMINISTRATION</b>					
10E001 2400 1000 00 430000	TITLE 1 SALARIES	0.00	0.00	3,000.00	0.00%
<b>TOTAL</b>	<b>SALARIES</b>	<b>0.00</b>	<b>0.00</b>	<b>3,000.00</b>	<b>0.00%</b>
10E001 2400 2110 00 430000	TITLE 1 TEACHER RETIREMENT	0.00	0.00	599.70	0.00%
10E001 2400 2160 00 430000	TITLE 1 TRS SURCHARGE EXPENSE	0.00	0.00	19.12	0.00%
10E001 2400 2290 00 430000	TITLE 1 TEACHER RETIREMENT INSURANCE	0.00	0.00	67.91	0.00%
<b>TOTAL</b>	<b>EMPLOYEE BENEFITS</b>	<b>0.00</b>	<b>0.00</b>	<b>686.73</b>	<b>0.00%</b>
<b>TRANSPORTATION</b>					
10E001 2550 3320 00 430000	TITLE I PURCHASE SERVICES	4,500.00	2,000.00	3,090.00	54.50%
<b>TOTAL</b>	<b>PURCHASED SERVICES</b>	<b>4,500.00</b>	<b>2,000.00</b>	<b>3,090.00</b>	<b>54.50%</b>
<b>OTHER SUPPORTING SERVICES</b>					
10E001 2900 4000 00 430000	TITLE I NON-INSTRUCTION SUPPLIES	0.00	0.00	0.00	0.00%
<b>TOTAL</b>	<b>SUPPLIES</b>	<b>0.00</b>	<b>0.00</b>	<b>0.00</b>	<b>0.00%</b>
<b>GRAND TOTAL</b>	<b>TITLE I LOW INCOME GRANT</b>	<b>221,774.00</b>	<b>219,274.00</b>	<b>293,615.52</b>	<b>33.90%</b>
<b>IDEA PART B PRESCHOOL GRANT</b>					
<b>ELEMENTARY</b>					
10E001 1110 4100 00 460000	IDEA PRESCHOOL INSTRUCT SUPPLIES	4,590.00	4,000.00	3,628.24	-9.29%
<b>TOTAL</b>	<b>SUPPLIES</b>	<b>4,590.00</b>	<b>4,000.00</b>	<b>3,628.24</b>	<b>-9.29%</b>
<b>SOCIAL WORK</b>					
10E001 2110 3190 00 460000	IDEA PRESCHOOL PURCHASE SERVICES	0.00	855.00	1,000.00	16.96%
<b>TOTAL</b>	<b>PURCHASED SERVICES</b>	<b>0.00</b>	<b>855.00</b>	<b>1,000.00</b>	<b>16.96%</b>
<b>CURRICULUM</b>					
10E001 2210 3190 00 460000	IDEA PRESCHOOL PURCHASE SERVICES	1,000.00	0.00	0.00	0.00%
<b>TOTAL</b>	<b>PURCHASED SERVICES</b>	<b>1,000.00</b>	<b>0.00</b>	<b>0.00</b>	<b>0.00%</b>
<b>GRAND TOTAL</b>	<b>IDEA PART B PRESCHOOL GRANT</b>	<b>5,590.00</b>	<b>4,855.00</b>	<b>4,628.24</b>	<b>-4.67%</b>
<b>IDEA FLOW THROUGH GRANT</b>					
<b>SPECIAL PROGRAMS</b>					
10E001 1200 4100 00 462000	IDEA FLOW THROUGH SUPPLIES	47,521.00	94,427.00	47,434.23	-49.77%
<b>TOTAL</b>	<b>SUPPLIES</b>	<b>47,521.00</b>	<b>94,427.00</b>	<b>47,434.23</b>	<b>-49.77%</b>
<b>SOCIAL WORK</b>					
10E001 2110 1100 00 462000	IDEA FT TRAINING SALARIES	1,500.00	1,500.00	210.00	-86.00%
<b>TOTAL</b>	<b>SALARIES</b>	<b>1,500.00</b>	<b>1,500.00</b>	<b>210.00</b>	<b>-86.00%</b>
10E001 2110 2110 00 462000	IDEA FT TEACHER RETIREMENT	156.00	156.00	20.77	-86.69%
10E001 2110 2160 00 462000	IDEA FT TRS SURCHARGE EXPENSE	9.00	9.00	1.34	-85.11%
10E001 2110 2290 00 462000	IDEA FT TEACHER RETIREMENT INS	29.00	29.00	4.75	-83.62%
<b>TOTAL</b>	<b>EMPLOYEE BENEFITS</b>	<b>194.00</b>	<b>194.00</b>	<b>26.86</b>	<b>-86.15%</b>
<b>CURRICULUM</b>					
10E001 2210 1100 00 462000	IDEA FT SALARIES	0.00	0.00	300.00	0.00%
<b>TOTAL</b>	<b>SALARIES</b>	<b>0.00</b>	<b>0.00</b>	<b>300.00</b>	<b>0.00%</b>
10E001 2210 2110 00 462000	IDEA FT TEACHER RETIREMENT	0.00	0.00	29.67	0.00%
10E001 2210 2160 00 462000	IDEA FT TRS SURCHARGE EXPENSE	0.00	0.00	1.91	0.00%

**CENTRAL COMM UNIT SCHOOL DISTRICT 301  
BUDGET 2018-2019**

ACCOUNT NUMBER	DESCRIPTION	2018-2019 TENTATIVE BUDGET	2017-2018 FINAL BUDGET	2017-2018 ACTUAL (UNAUDITED)	2017-2018 BUDGET vs ACTUAL
10E001 2210 2290 00 462000	IDEA FT TEACHER RETIREMENT INS	0.00	0.00	6.79	0.00%
	<b>TOTAL EMPLOYEE BENEFITS</b>	<b>0.00</b>	<b>0.00</b>	<b>38.37</b>	<b>0.00%</b>
10E001 2210 3100 00 462000	IDEA FT PURCHASE SERVICES	15,000.00	25,000.00	17,125.17	-31.50%
	<b>TOTAL PURCHASED SERVICES</b>	<b>15,000.00</b>	<b>25,000.00</b>	<b>17,125.17</b>	<b>-31.50%</b>
10E001 2210 4100 00 462000	IDEA FT SUPPLIES	1,250.00	1,250.00	1,140.65	-8.75%
	<b>TOTAL SUPPLIES</b>	<b>1,250.00</b>	<b>1,250.00</b>	<b>1,140.65</b>	<b>-8.75%</b>
<b>ASSESSMENT</b>					
10E001 2230 3190 00 462000	IDEA FT PURCHASE SERVICES	15,000.00	9,500.00	25,548.09	168.93%
	<b>TOTAL PURCHASED SERVICES</b>	<b>15,000.00</b>	<b>9,500.00</b>	<b>25,548.09</b>	<b>168.93%</b>
<b>SUPPORT SERVICES</b>					
10E001 2400 1100 00 462000	IDEA FT ASST DIRECTOR SALARIES	40,000.00	0.00	0.00	0.00%
10E001 2400 1110 00 462000	IDEA FT ADMIN ASST SALARIES	8,000.00	0.00	1,838.16	0.00%
	<b>TOTAL SALARIES</b>	<b>48,000.00</b>	<b>0.00</b>	<b>1,838.16</b>	<b>0.00%</b>
10E001 2400 2110 00 462000	IDEA FT TEACHER RETIREMENT	3,000.00	0.00	0.00	0.00%
10E001 2400 2160 00 462000	IDEA FT TRS SURCHARGE EXPENSE	100.00	0.00	0.00	0.00%
10E001 2400 2290 00 462000	IDEA FT TEACHER RETIREMENT INS	100.00	0.00	0.00	0.00%
	<b>TOTAL EMPLOYEE BENEFITS</b>	<b>3,200.00</b>	<b>0.00</b>	<b>0.00</b>	<b>0.00%</b>
<b>COMPUTER EDUCATION SERVICES</b>					
10E001 2660 3160 00 462000	IDEA FT CONTRACTED SERVICES	8,000.00	8,000.00	19,651.05	145.64%
	<b>TOTAL PURCHASED SERVICES</b>	<b>8,000.00</b>	<b>8,000.00</b>	<b>19,651.05</b>	<b>145.64%</b>
<b>INSTRUCTION</b>					
10E001 2900 4100 00 462000	IDEA FT SUPPLIES	1,382.00	1,382.00	0.00	-100.00%
	<b>TOTAL SUPPLIES</b>	<b>1,382.00</b>	<b>1,382.00</b>	<b>0.00</b>	<b>-100.00%</b>
<b>INSTRUCTION</b>					
10E001 3700 3100 00 462000	IDEA FT SUPPLIES	0.00	0.00	2,280.00	0.00%
	<b>TOTAL PURCHASED SERVICES</b>	<b>0.00</b>	<b>0.00</b>	<b>2,280.00</b>	<b>0.00%</b>
<b>SPECIAL EDUCATION TUITION</b>					
10E001 4120 3190 00 462000	IDEA FT PAYMENTS TO OTHER GOVT	180,000.00	180,000.00	180,000.00	0.00%
	<b>TOTAL PURCHASED SERVICES</b>	<b>180,000.00</b>	<b>180,000.00</b>	<b>180,000.00</b>	<b>0.00%</b>
10E001 4220 6700 00 462000	IDEA FT PMTS TO GOVT/TUITION	325,000.00	325,000.00	325,000.00	0.00%
	<b>TOTAL OTHER OBJECTS</b>	<b>325,000.00</b>	<b>325,000.00</b>	<b>325,000.00</b>	<b>0.00%</b>
	<b>GRAND TOTAL IDEA FLOW THROUGH GRANT</b>	<b>646,047.00</b>	<b>646,253.00</b>	<b>620,592.58</b>	<b>-3.97%</b>
<b>PERKINS GRANT</b>					
10E002 1130 3100 00 474500	PERKINS PURCHASE SERVICES	15,900.00	0.00	0.00	0.00%
	<b>TOTAL PURCHASED SERVICES</b>	<b>15,900.00</b>	<b>0.00</b>	<b>0.00</b>	<b>0.00%</b>
10E002 1130 4100 00 474500	PERKINS SUPPLIES	6,643.00	22,411.00	0.00	-100.00%
	<b>TOTAL SUPPLIES</b>	<b>6,643.00</b>	<b>22,411.00</b>	<b>0.00</b>	<b>-100.00%</b>
10E002 1130 7100 00 474500	PERKINS NON-CAPITAL OUTLAY	0.00	0.00	27,500.00	0.00%
	<b>TOTAL NON-CAPITAL EQUIPMENT</b>	<b>0.00</b>	<b>0.00</b>	<b>27,500.00</b>	<b>0.00%</b>
10E002 2210 3100 00 474500	PERKINS PURCHASE SERVICES	0.00	0.00	23,471.00	0.00%
	<b>TOTAL PURCHASED SERVICES</b>	<b>0.00</b>	<b>0.00</b>	<b>23,471.00</b>	<b>0.00%</b>
	<b>GRAND TOTAL PERKINS GRANT</b>	<b>22,543.00</b>	<b>22,411.00</b>	<b>50,971.00</b>	<b>127.44%</b>
<b>TITLE III ELL-TBE/TPI LIPLEPS GRANT</b>					
10E001 1100 3100 00 490900	TITLE III PURCHASE SERVICES	13,543.00	13,543.00	13,420.53	-0.90%
	<b>TOTAL PURCHASED SERVICES</b>	<b>13,543.00</b>	<b>13,543.00</b>	<b>13,420.53</b>	<b>-0.90%</b>
10E001 1100 4100 00 490900	TITLE III SUPPLIES	912.00	912.00	913.92	0.21%
	<b>TOTAL SUPPLIES</b>	<b>912.00</b>	<b>912.00</b>	<b>913.92</b>	<b>0.21%</b>
10E001 1100 5400 00 490900	TITLE III CAPITAL OUTLAY	0.00	0.00	0.00	0.00%
	<b>TOTAL CAPITAL OUTLAYS</b>	<b>0.00</b>	<b>0.00</b>	<b>0.00</b>	<b>0.00%</b>
<b>IMPROVEMENT OF INSTRUCTION</b>					

**CENTRAL COMM UNIT SCHOOL DISTRICT 301  
BUDGET 2018-2019**

ACCOUNT NUMBER	DESCRIPTION	2018-2019 TENTATIVE BUDGET	2017-2018 FINAL BUDGET	2017-2018 ACTUAL (UNAUDITED)	2017-2018 BUDGET vs ACTUAL
10E001 2210 3190 00 490900	TITLE III PURCHASE SERVICES	3,695.00	3,695.00	1,887.29	-48.92%
	<b>TOTAL PURCHASED SERVICES</b>	<b>3,695.00</b>	<b>3,695.00</b>	<b>1,887.29</b>	<b>-48.92%</b>
10E001 2660 3100 00 490900	TITLE III PURCHASE SERVICES	9,100.00	9,100.00	2,600.00	-71.43%
	<b>PURCHASED SERVICES</b>	<b>9,100.00</b>	<b>9,100.00</b>	<b>2,600.00</b>	<b>-71.43%</b>
10E001 2900 3100 00 490900	TITLE III PURCHASE SERVICES	0.00	0.00	0.00	0.00%
	<b>PURCHASED SERVICES</b>	<b>0.00</b>	<b>0.00</b>	<b>0.00</b>	<b>0.00%</b>
	<b>GRAND TOTAL TITLE III ELL-TBE/TPI LIPLEPS GRANT</b>	<b>27,250.00</b>	<b>27,250.00</b>	<b>18,821.74</b>	<b>-30.93%</b>
<b>TITLE II TEACHER QUALITY GRANT</b>					
10E001 2210 1220 00 493200	TITLE II-SUB PAY	12,950.00	12,950.00	11,080.00	-14.44%
10E001 2210 1240 00 493200	TITLE II-CURRICULUM	58,758.00	58,758.00	0.00	-100.00%
	<b>TOTAL SALARIES</b>	<b>71,708.00</b>	<b>71,708.00</b>	<b>11,080.00</b>	<b>-84.55%</b>
10E001 2210 2110 00 493200	TITLE II-TEACHER RETIREMENT	2,143.00	2,143.00	5.05	-99.76%
10E001 2210 2111 00 493200	TITLE II-TEACHER RETIREMENT FEDERAL	7,446.00	7,446.00	0.00	-100.00%
10E001 2210 2160 00 493200	TITLE II-TRS SURCHARGE EXPENSE	170.00	170.00	57.33	-66.28%
10E001 2210 2220 00 493200	TITLE II-TEACHER RETIRE INS	216.00	216.00	0.00	-100.00%
10E001 2210 2290 00 493200	TITLE II-TEACHER RETIRE INS	0.00	0.00	1,061.83	0.00%
	<b>TOTAL EMPLOYEE BENEFITS</b>	<b>9,975.00</b>	<b>9,975.00</b>	<b>1,124.21</b>	<b>-88.73%</b>
10E001 2210 3190 00 493200	TITLE II-PURCHASE SERVICES	500.00	500.00	45,999.99	9100.00%
	<b>TOTAL PURCHASED SERVICES</b>	<b>500.00</b>	<b>500.00</b>	<b>45,999.99</b>	<b>9100.00%</b>
10E001 2210 4100 00 493200	TITLE II-SUPPLIES & MATERIALS	0.00	0.00	699.40	0.00%
	<b>TOTAL SUPPLIES</b>	<b>0.00</b>	<b>0.00</b>	<b>699.40</b>	<b>0.00%</b>
<b>INTERNAL SERVICES</b>					
10E001 2640 4100 00 493200	TITLE II-SUPPLIES	1,324.00	1,324.00	0.00	-100.00%
	<b>TOTAL SUPPLIES</b>	<b>1,324.00</b>	<b>1,324.00</b>	<b>0.00</b>	<b>-100.00%</b>
<b>INSTRUCTION-PUPIL SERVICES</b>					
10E001 3700 3100 00 493200	TITLE II-PURCHASE SERVICES	0.00	0.00	5,839.00	0.00%
	<b>TOTAL PURCHASED SERVICES</b>	<b>0.00</b>	<b>0.00</b>	<b>5,839.00</b>	<b>0.00%</b>
	<b>GRAND TOTAL TITLE II TEACHER QUALITY GRANT</b>	<b>83,507.00</b>	<b>83,507.00</b>	<b>64,742.60</b>	<b>-22.47%</b>
<b>TITLE IV GRANT</b>					
10E001 2210 1220 00 499900	TITLE IV SUPPLIES	0.00	10,000.00	0.00	-100.00%
	<b>TOTAL SUPPLIES</b>	<b>0.00</b>	<b>10,000.00</b>	<b>0.00</b>	<b>-100.00%</b>
	<b>GRAND TOTAL TITLE IV GRANT</b>	<b>0.00</b>	<b>10,000.00</b>	<b>0.00</b>	<b>-100.00%</b>
	<b>GRAND TOTALS EDUCATION FUND</b>	<b>59,493,582.00</b>	<b>57,360,974.00</b>	<b>56,381,902.10</b>	<b>-1.71%</b>
	<b>GRAND TOTALS EDUCATION FUND LESS TRS ON BEHALF PMTS</b>	<b>42,993,582.00</b>	<b>40,860,974.00</b>	<b>40,206,902.00</b>	<b>-1.60%</b>
<b>OPERATIONS &amp; MAINTENANCE FUND (FUND 20)</b>					
<b>REVENUE FROM LOCAL SOURCES</b>					
20R000 1111 0000 00 000000	TAXES, EARLY	2,390,951.00	2,315,114.00	2,371,598.36	2.44%
20R001 1111 0000 00 000000	TAXES, BUDGET YEAR	2,263,162.00	2,368,169.00	2,432,263.83	2.71%
20R000 1230 0000 00 000000	CORPORATE PERSONAL PROPERTY TAX	123,600.00	130,000.00	110,951.80	-14.65%
20R001 1510 0000 00 000000	INTEREST - SWEEP ACCOUNT	17,000.00	15,000.00	45,415.36	202.77%
20R001 1720 0000 00 000000	PARKING FEES	36,000.00	30,000.00	36,550.00	21.83%
20R000 1910 0000 00 000000	RENTALS	85,000.00	80,000.00	86,002.50	7.50%
20R000 1950 0000 00 000000	REFUND OF PRIOR YEAR EXPENDITURES	5,000.00	5,000.00	1,809.43	-63.81%
20R000 1999 0000 00 000000	OTHER REVENUE	10,000.00	5,000.00	21,380.64	327.61%
	<b>TOTAL REVENUE FROM LOCAL SOURCES</b>	<b>4,930,713.00</b>	<b>4,948,283.00</b>	<b>5,105,971.92</b>	<b>3.19%</b>
<b>REVENUE FROM STATE SOURCES</b>					
20R000 3001 0000 00 000000	EVIDENCE-BASED FUNDING	440,000.00	400,000.00	440,000.00	10.00%
20R000 3999 0000 00 000000	OTHER STATE REVENUE	0.00	0.00	0.00	0.00%
	<b>TOTAL REVENUE FROM STATE SOURCES</b>	<b>440,000.00</b>	<b>400,000.00</b>	<b>440,000.00</b>	<b>10.00%</b>
	<b>TOTAL REVENUE FROM ALL SOURCES</b>	<b>5,370,713.00</b>	<b>5,348,283.00</b>	<b>5,545,971.92</b>	<b>3.70%</b>
20R001 7210 0000 00 000000	WORKING CASH BOND PROCEEDS	0.00	0.00	0.00	0.00%
20R001 8130 6600 00 000000	PERMANENT TRANSFER TO OTHER FUNDS	0.00	0.00	0.00	0.00%
20R002 7210 0000 00 000000	DEBT CERT BOND PROCEEDS	0.00	0.00	0.00	0.00%
20R002 8130 6600 00 000000	PERMANENT TRANSFER TO OTHER FUNDS	0.00	0.00	0.00	0.00%
20R001 7130 6600 00 000000	PERMANENT TRANSFER FROM TRANSP	0.00	0.00	0.00	0.00%

**CENTRAL COMM UNIT SCHOOL DISTRICT 301**  
**BUDGET 2018-2019**

ACCOUNT NUMBER	DESCRIPTION	2018-2019 TENTATIVE BUDGET	2017-2018 FINAL BUDGET	2017-2018 ACTUAL (UNAUDITED)	2017-2018 BUDGET vs ACTUAL
	<b>TOTAL PERMANENT TRANSFERS</b>	<b>0.00</b>	<b>0.00</b>	<b>0.00</b>	<b>0.00%</b>
	<b>GRAND TOTALS: REVENUE FROM ALL SOURCES WITH TRANSFER</b>	<b>5,370,713.00</b>	<b>5,348,283.00</b>	<b>5,545,971.92</b>	<b>3.70%</b>
<b>OPERATIONS &amp; MAINTENANCE</b>					
20E001 2540 1000 00 000000	DIRECTOR SALARY	96,100.00	90,378.00	90,377.97	0.00%
20E001 2540 1100 00 000000	SUPERVISOR SALARIES	108,500.00	98,800.00	99,962.50	1.18%
20E001 2540 1110 00 000000	SECRETARY SALARY	55,300.00	53,150.00	53,133.57	-0.03%
20E001 2540 1160 00 000000	MAINTENANCE STAFF SALARY	197,000.00	185,000.00	184,589.39	-0.22%
20E001 2540 1170 00 000000	MAINTENANCE-SEASONAL	10,000.00	40,000.00	8,981.19	-77.55%
20E001 2540 1190 00 000000	CUSTODIAN SALARY	137,000.00	128,000.00	87,260.79	-31.83%
20E002 2540 1190 00 000000	CUSTODIAN SALARY	313,000.00	245,000.00	185,708.87	-24.20%
20E003 2540 1190 00 000000	CUSTODIAN SALARY	115,550.00	111,000.00	109,692.63	-1.18%
20E004 2540 1190 00 000000	CUSTODIAN SALARY	131,000.00	125,000.00	120,347.39	-3.72%
20E005 2540 1190 00 000000	CUSTODIAN SALARY	67,000.00	59,500.00	55,860.71	-6.12%
20E008 2540 1190 00 000000	CUSTODIAN SALARY	147,000.00	140,000.00	129,537.70	-7.47%
20E010 2540 1190 00 000000	CUSTODIAN SALARY	131,000.00	128,000.00	113,576.89	-11.27%
20E011 2540 1190 00 000000	CUSTODIAN SALARY	173,000.00	158,000.00	149,597.31	-5.32%
20E001 2540 1191 00 000000	GROUPS STAFF	118,500.00	114,000.00	109,099.40	-4.30%
20E001 2540 1200 00 000000	INSURANCE STIPEND	1,800.00	1,800.00	1,800.00	0.00%
20E011 2540 1200 00 000000	INSURANCE STIPEND	0.00	0.00	0.00	0.00%
20E001 2540 1220 00 000000	CUSTODIAN SUBSTITUTES	1,000.00	1,000.00	0.00	-100.00%
20E001 2540 1300 00 000000	OVERTIME-MAINTENANCE	10,000.00	10,000.00	13,568.77	35.69%
20E001 2540 1310 00 000000	OVERTIME-CUSTODIANS	5,000.00	1,500.00	4,495.62	199.71%
20E002 2540 1310 00 000000	OVERTIME-CUSTODIANS	10,000.00	1,500.00	6,576.35	338.42%
20E003 2540 1310 00 000000	OVERTIME-CUSTODIANS	2,000.00	1,500.00	1,941.16	29.41%
20E004 2540 1310 00 000000	OVERTIME-CUSTODIANS	2,000.00	1,500.00	1,748.63	16.58%
20E005 2540 1310 00 000000	OVERTIME-CUSTODIANS	2,200.00	1,500.00	2,170.34	44.69%
20E008 2540 1310 00 000000	OVERTIME-CUSTODIANS	1,500.00	1,500.00	1,293.42	-13.77%
20E010 2540 1310 00 000000	OVERTIME-CUSTODIANS	6,200.00	1,500.00	6,174.53	311.64%
20E011 2540 1310 00 000000	OVERTIME-CUSTODIANS	1,800.00	1,500.00	1,755.62	17.04%
20E001 2540 1320 00 000000	OVERTIME-GROUNDS/UTILITY	6,000.00	5,000.00	4,825.31	-3.49%
	<b>TOTAL SALARIES</b>	<b>1,849,450.00</b>	<b>1,705,628.00</b>	<b>1,544,076.06</b>	<b>-9.47%</b>
20E001 2540 2210 00 000000	LIFE INSURANCE	375.00	375.00	337.20	-10.08%
20E002 2540 2210 00 000000	LIFE INSURANCE	175.00	150.00	91.61	-38.93%
20E003 2540 2210 00 000000	LIFE INSURANCE	100.00	100.00	55.32	-44.68%
20E004 2540 2210 00 000000	LIFE INSURANCE	100.00	100.00	68.66	-31.34%
20E005 2540 2210 00 000000	LIFE INSURANCE	50.00	50.00	33.84	-32.32%
20E008 2540 2210 00 000000	LIFE INSURANCE	100.00	100.00	66.92	-33.08%
20E010 2540 2210 00 000000	LIFE INSURANCE	100.00	100.00	67.68	-32.32%
20E011 2540 2210 00 000000	LIFE INSURANCE	100.00	100.00	84.55	-15.45%
20E001 2540 2220 00 000000	MEDICAL INSURANCE	186,000.00	184,000.00	153,054.47	-16.82%
20E002 2540 2220 00 000000	MEDICAL INSURANCE	78,000.00	60,000.00	46,658.56	-22.24%
20E003 2540 2220 00 000000	MEDICAL INSURANCE	25,000.00	23,000.00	22,562.00	-1.90%
20E004 2540 2220 00 000000	MEDICAL INSURANCE	42,000.00	37,000.00	36,678.00	-0.87%
20E005 2540 2220 00 000000	MEDICAL INSURANCE	19,500.00	15,500.00	13,758.48	-11.24%
20E008 2540 2220 00 000000	MEDICAL INSURANCE	41,000.00	37,000.00	33,640.93	-9.08%
20E010 2540 2220 00 000000	MEDICAL INSURANCE	40,000.00	37,000.00	34,683.42	-6.26%
20E011 2540 2220 00 000000	MEDICAL INSURANCE	41,000.00	30,000.00	29,116.67	-2.94%
20E001 2540 2230 00 000000	DENTAL INSURANCE	13,000.00	11,000.00	2,244.44	-79.60%
20E002 2540 2230 00 000000	DENTAL INSURANCE	6,000.00	3,900.00	2,308.94	-40.80%
20E003 2540 2230 00 000000	DENTAL INSURANCE	1,500.00	1,400.00	1,349.88	-3.58%
20E004 2540 2230 00 000000	DENTAL INSURANCE	2,300.00	2,000.00	1,892.84	-5.36%
20E005 2540 2230 00 000000	DENTAL INSURANCE	1,200.00	1,000.00	824.32	-17.57%
20E008 2540 2230 00 000000	DENTAL INSURANCE	2,600.00	2,600.00	1,756.90	-32.43%
20E010 2540 2230 00 000000	DENTAL INSURANCE	2,100.00	2,000.00	1,648.64	-17.57%
20E011 2540 2230 00 000000	DENTAL INSURANCE	2,500.00	1,800.00	1,548.65	-13.96%
20E001 2540 2250 00 000000	LONG TERM DISABILITY INSURANCE	300.00	300.00	293.32	-2.23%
	<b>TOTAL EMPLOYEE BENEFITS</b>	<b>505,100.00</b>	<b>450,575.00</b>	<b>384,826.24</b>	<b>-14.59%</b>
20E001 2540 3100 00 000000	PROF & TECH SERV	350,000.00	340,000.00	336,446.13	-1.05%
20E001 2540 3160 00 000000	UNIFORM ALLOWANCE	0.00	0.00	0.00	0.00%
20E001 2540 3190 00 000000	LIFE SAFETY	25,000.00	50,000.00	1,215.74	-97.57%
20E001 2540 3210 00 000000	TRASH REMOVAL	31,000.00	30,000.00	30,384.19	1.28%
20E001 2540 3220 00 000000	SNOW REMOVAL	2,500.00	2,500.00	0.00	-100.00%
20E001 2540 3230 00 000000	REPAIRS-DISTRICT	480,000.00	475,000.00	492,236.24	3.63%
20E002 2540 3230 00 000000	REPAIRS-VEHICLE	18,000.00	25,000.00	15,640.27	-37.44%
20E002 2540 3250 00 000000	RENTAL/HS GRAD	15,000.00	15,000.00	4,123.00	-72.51%

**CENTRAL COMM UNIT SCHOOL DISTRICT 301**  
**BUDGET 2018-2019**

ACCOUNT NUMBER	DESCRIPTION	2018-2019 TENTATIVE BUDGET	2017-2018 FINAL BUDGET	2017-2018 ACTUAL (UNAUDITED)	2017-2018 BUDGET vs ACTUAL
20E001 2540 3320 00 000000	TRAVEL	500.00	2,000.00	0.00	-100.00%
20E001 2540 3400 00 000000	TELEPHONE	68,000.00	70,000.00	62,641.71	-10.51%
20E001 2540 3700 00 000000	WATER	32,000.00	32,000.00	29,388.56	-8.16%
	<b>TOTAL PURCHASED SERVICES</b>	<b>1,022,000.00</b>	<b>1,041,500.00</b>	<b>972,075.84</b>	<b>-6.67%</b>
20E001 2540 4100 00 000000	SUPPLIES/CUSTODIANS	190,000.00	190,000.00	197,324.44	3.85%
20E002 2540 4110 00 000000	UNIFORM ALLOWANCE	8,500.00	7,500.00	7,318.61	-2.42%
20E001 2540 4110 00 000000	SUPPLIES/MAINTENANCE	125,000.00	125,000.00	150,410.97	20.33%
20E001 2540 4120 00 000000	SUPPLIES/GROUNDS	115,000.00	115,000.00	111,602.07	-2.95%
20E001 2540 4190 00 000000	LIFE SAFETY SUPPLIES	5,000.00	10,000.00	2,000.00	-80.00%
20E001 2540 4650 00 000000	GAS HEAT	10,000.00	15,000.00	8,159.07	-45.61%
20E002 2540 4650 00 000000	GAS HEAT	62,000.00	60,000.00	61,155.78	1.93%
20E003 2540 4650 00 000000	GAS HEAT	34,000.00	40,000.00	27,766.69	-30.58%
20E004 2540 4650 00 000000	GAS HEAT	25,000.00	30,000.00	17,868.45	-40.44%
20E005 2540 4650 00 000000	GAS HEAT	12,000.00	15,000.00	9,731.00	-35.13%
20E006 2540 4650 00 000000	GAS HEAT	0.00	0.00	0.00	0.00%
20E008 2540 4650 00 000000	GAS HEAT	33,000.00	40,000.00	24,792.25	-38.02%
20E010 2540 4650 00 000000	GAS HEAT	30,000.00	35,000.00	21,413.06	-38.82%
20E011 2540 4650 00 000000	GAS HEAT	47,000.00	70,000.00	42,045.23	-39.94%
20E001 2540 4660 00 000000	ELECTRICITY	13,000.00	13,000.00	9,752.22	-24.98%
20E002 2540 4660 00 000000	ELECTRICITY	220,000.00	220,000.00	175,749.58	-20.11%
20E003 2540 4660 00 000000	ELECTRICITY	65,000.00	75,000.00	58,164.83	-22.45%
20E004 2540 4660 00 000000	ELECTRICITY	85,000.00	95,000.00	78,748.52	-17.11%
20E005 2540 4660 00 000000	ELECTRICITY	22,000.00	25,000.00	18,782.16	-24.87%
20E006 2540 4660 00 000000	ELECTRICITY	0.00	0.00	0.00	0.00%
20E008 2540 4660 00 000000	ELECTRICITY	85,000.00	90,000.00	73,651.25	-18.17%
20E010 2540 4660 00 000000	ELECTRICITY	65,000.00	80,000.00	54,836.34	-31.45%
20E011 2540 4660 00 000000	ELECTRICITY	140,000.00	170,000.00	129,609.46	-23.76%
	<b>TOTAL SUPPLIES</b>	<b>1,391,500.00</b>	<b>1,520,500.00</b>	<b>1,280,881.98</b>	<b>-15.76%</b>
20E001 2540 5300 00 000000	IMPROVEMENT/GROUNDS	300,000.00	300,000.00	315,984.54	5.33%
20E001 2540 5400 00 000000	CAPITALIZED EQUIPMENT	500,000.00	150,000.00	337,171.60	124.78%
	<b>TOTAL CAPITAL OUTLAYS</b>	<b>800,000.00</b>	<b>450,000.00</b>	<b>653,156.14</b>	<b>45.15%</b>
20E001 2540 6400 00 000000	DUES/FEES	2,000.00	2,400.00	1,450.00	-39.58%
	<b>TOTAL OTHER OBJECTS</b>	<b>2,000.00</b>	<b>2,400.00</b>	<b>1,450.00</b>	<b>-39.58%</b>
20E001 2540 7100 00 000000	NON-CAPITALIZED EQUIPMENT	89,000.00	100,000.00	47,617.71	-52.38%
	<b>TOTAL NON-CAPITAL EQUIPMENT</b>	<b>89,000.00</b>	<b>100,000.00</b>	<b>47,617.71</b>	<b>-52.38%</b>
<b>PROVISION FOR CONTINGENCIES</b>					
20E001 6000 6900 00 000000	CONTINGENCY ACCT	100,000.00	100,000.00	0.00	-100.00%
	<b>TOTAL OTHER OBJECTS</b>	<b>100,000.00</b>	<b>100,000.00</b>	<b>0.00</b>	<b>-100.00%</b>
	<b>GRAND TOTALS OPERATIONS &amp; MAINTENANCE FUND</b>	<b>5,759,050.00</b>	<b>5,370,603.00</b>	<b>4,884,083.97</b>	<b>-9.06%</b>
<b>DEBT SERVICE FUND (FUND 30)</b>					
<b>REVENUE FROM LOCAL SOURCES</b>					
30R000 1112 0000 00 000000	TAXES, EARLY	3,567,075.00	3,396,275.00	3,499,263.62	3.03%
30R001 1112 0000 00 000000	TAXES, BUDGET YR	3,339,258.00	4,755,896.00	4,726,174.72	-0.62%
30R001 1510 0000 00 000000	INTEREST - SWEEP ACCOUNT	7,000.00	5,400.00	20,475.84	279.18%
30R003 1510 0000 00 000000	INTEREST DISTRIBUTION ON TAXES	300.00	50.00	335.00	570.00%
30R000 1930 0000 00 000000	IMPACT FEES	520,000.00	600,000.00	520,000.00	-13.33%
	<b>TOTAL REVENUE FROM LOCAL SOURCES</b>	<b>7,433,633.00</b>	<b>8,757,621.00</b>	<b>8,766,249.18</b>	<b>0.10%</b>
<b>REVENUE FROM STATE SOURCES</b>					
30R000 3001 0000 00 000000	EVIDENCE-BASED FUNDING	0.00	0.00	0	0.00%
30R000 7210 0000 00 000000	BOND PROCEEDS PRINCIPAL-2016	0.00	0.00	0	0.00%
30R000 7220 0000 00 000000	BOND PROCEEDS-PREMIUM-2016	0.00	0.00	0	0.00%
30R003 7220 0000 00 000000	BOND PROCEEDS-PREMIUM-2017	0.00	0.00	0	0.00%
30R000 8990 0000 00 000000	BOND PROCEEDS-OTHER USES-2016	0.00	0.00	0	0.00%
	<b>TOTAL REVENUE FROM STATE SOURCES</b>	<b>0.00</b>	<b>0.00</b>	<b>0.00</b>	<b>0.00%</b>
	<b>TOTAL REVENUE FROM ALL SOURCES</b>	<b>7,433,633.00</b>	<b>8,757,621.00</b>	<b>8,766,249.18</b>	<b>0.10%</b>
30R001 7110 6600 00 000000	PERMANENT TRANSFER FROM WORKING CASH	0.00	0.00	0.00	0.00%
	<b>GRAND TOTALS REVENUE FROM ALL SOURCES WITH TRANSFER</b>	<b>7,433,633.00</b>	<b>8,757,621.00</b>	<b>8,766,249.18</b>	<b>0.10%</b>
30E001 5220 6240 03 000000	INTEREST ON 1999 BONDS	910,832.00	830,013.00	830,013.10	0.00%

**CENTRAL COMM UNIT SCHOOL DISTRICT 301**  
**BUDGET 2018-2019**

ACCOUNT NUMBER	DESCRIPTION	2018-2019 TENTATIVE BUDGET	2017-2018 FINAL BUDGET	2017-2018 ACTUAL (UNAUDITED)	2017-2018 BUDGET vs ACTUAL
30E001 5220 6240 04 000000	INTEREST ON 2006 BONDS	2,246,458.00	0.00	0.00	0.00%
30E001 5220 6240 07 000000	INTEREST ON 2014 BONDS	0.00	74,750.00	74,750.00	0.00%
30E001 5220 6240 09 000000	INTEREST ON 2003 BONDS	0.00	81,261.00	81,261.00	0.00%
30E001 5220 6240 10 000000	INTEREST ON 2016 DEBT CERTIFICATES	162,900.00	246,987.00	84,200.00	-65.91%
30E001 5220 6240 11 000000	INTEREST ON 2016 DSEB BONDS	69,050.00	70,550.00	36,025.00	-48.94%
30E001 5220 6240 12 000000	INTEREST ON 2017 BONDS	943,500.00	715,488.00	715,487.50	0.00%
	<b>TOTAL OTHER OBJECTS</b>	<b>4,332,740.00</b>	<b>2,019,049.00</b>	<b>1,821,736.60</b>	<b>-9.77%</b>
30E001 5320 6100 03 000000	PRINCIPAL ON 1999 BONDS	499,168.00	499,987.00	499,986.90	0.00%
30E001 5320 6100 04 000000	PRINCIPAL ON 2006 BONDS	1,193,542.00	0.00	0.00	0.00%
30E001 5320 6100 05 000000	PRINCIPAL ON 2016 DSEB BONDS	190,000.00	150,000.00	150,000.00	-100.00%
30E001 5320 6100 06 000000	PRINCIPAL ON 2016 DEBT CERTIFICATES	360,000.00	275,000.00	275,000.00	-100.00%
30E001 5320 6100 07 000000	PRINCIPAL ON 2014 BONDS	0.00	7,475,000.00	7,475,000.00	0.00%
30E001 5320 6100 09 000000	PRINCIPAL ON 2003 BONDS	0.00	93,739.00	93,739.00	0.00%
30E001 5320 6100 10 000000	PRINCIPAL ON 2017 BONDS	740,000.00	0.00	0.00	0.00%
	<b>TOTAL OTHER OBJECTS</b>	<b>2,982,710.00</b>	<b>8,493,726.00</b>	<b>8,493,725.90</b>	<b>0.00%</b>
30E001 5400 3190 00 000000	SERVICE CHARGE	5,000.00	5,000.00	6,901.00	38.02%
	<b>TOTAL PURCHASED SERVICES</b>	<b>5,000.00</b>	<b>5,000.00</b>	<b>6,901.00</b>	<b>38.02%</b>
	<b>GRAND TOTALS DEBT SERVICE FUND</b>	<b>7,320,450.00</b>	<b>10,517,775.00</b>	<b>10,322,363.50</b>	<b>-1.86%</b>
<b>TRANSPORTATION FUND (FUND 40)</b>					
<b>REVENUE FROM LOCAL SOURCES</b>					
40R000 1113 0000 00 000000	TAXES, EARLY	1,013,531.00	1,159,529.00	1,039,947.96	-10.31%
40R001 1113 0000 00 000000	TAXES, BUDGET YEAR	992,407.00	831,711.00	850,884.68	2.31%
40R000 1415 0000 00 000000	FIELD TRIP FEES	3,000.00	1,500.00	3,020.75	101.38%
40R001 1510 0000 00 000000	INTEREST - SWEEP ACCOUNT	12,000.00	2,000.00	10,152.83	407.64%
40R003 1510 0000 00 000000	INTEREST - DISTRIBUTION ON TAXES	50.00	25.00	60.32	141.28%
40R000 1950 0000 00 000000	REFUND OF PRIOR YEARS EXPENDITURES	0.00	0.00	0.00	0.00%
40R000 1999 0000 00 000000	OTHER REVENUE	15,000.00	15,000.00	16,927.04	12.85%
	<b>TOTAL REVENUE FROM LOCAL SOURCES</b>	<b>2,035,988.00</b>	<b>2,009,765.00</b>	<b>1,920,993.58</b>	<b>-4.42%</b>
<b>REVENUE FROM STATE SOURCES</b>					
40R000 3500 0000 00 000000	STATE AID, REGULAR	1,040,000.00	804,140.00	1,186,747.29	47.58%
40R000 3510 0000 00 000000	STATE AID, SPECIAL ED	756,000.00	703,660.00	923,315.67	31.22%
	<b>TOTAL REVENUE FROM STATE SOURCES</b>	<b>1,796,000.00</b>	<b>1,507,800.00</b>	<b>2,110,062.96</b>	<b>39.94%</b>
	<b>TOTAL REVENUE FROM ALL SOURCES</b>	<b>3,831,988.00</b>	<b>3,517,565.00</b>	<b>4,031,056.54</b>	<b>14.60%</b>
<b>TRANSPORTATION</b>					
40E001 2550 1000 00 000000	DIRECTOR/MECHANIC SALARY	174,500.00	163,000.00	170,972.84	4.89%
40E001 2550 1110 00 000000	OFFICE STAFF SALARIES	103,500.00	95,000.00	85,123.12	-10.40%
40E001 2550 1120 00 000000	LONGEVITY	30,000.00	32,800.00	32,709.30	-0.28%
40E001 2550 1150 00 000000	BUS AIDE SALARIES	70,000.00	62,000.00	50,892.55	-17.92%
40E001 2550 1180 00 000000	EXTRA DUTY	120,000.00	65,000.00	111,599.02	71.69%
40E001 2550 1210 00 000000	BUS DRIVER SALARIES/UTILITY	1,600,000.00	1,500,000.00	1,447,413.40	-3.51%
40E001 2550 1220 00 000000	SUBSTITUTE DRIVERS	60,000.00	60,000.00	48,766.28	-18.72%
	<b>TOTAL SALARIES</b>	<b>2,158,000.00</b>	<b>1,977,800.00</b>	<b>1,947,476.51</b>	<b>-1.53%</b>
40E001 2550 2210 00 000000	LIFE INSURANCE	150.00	225.00	125.54	-44.20%
40E001 2550 2220 00 000000	MEDICAL INSURANCE	127,000.00	81,000.00	66,151.92	-18.33%
40E001 2550 2230 00 000000	DENTAL INSURANCE	3,500.00	3,200.00	749.71	-76.57%
40E001 2550 2250 00 000000	LONG TERM DISABILITY	400.00	410.00	0.00	-100.00%
	<b>TOTAL EMPLOYEE BENEFITS</b>	<b>131,050.00</b>	<b>84,835.00</b>	<b>67,027.17</b>	<b>-20.99%</b>
40E001 2550 3160 00 000000	UNIFORM ALLOWANCE	0.00	0.00	0.00	0.00%
40E001 2550 3190 00 000000	PHYSICAL EXAM & FINGER PRINT	10,000.00	10,000.00	9,768.15	-2.32%
40E001 2550 3230 00 000000	REPAIRS	7,000.00	15,000.00	5,589.12	-62.74%
40E001 2550 3240 00 000000	RADIO REPAIRS	1,000.00	2,000.00	0.00	-100.00%
40E001 2550 3250 00 000000	RENTALS/LEASING BUSES	680,000.00	685,000.00	670,881.00	-2.06%
40E001 2550 3310 00 000000	CONTRACTED TRANSPORTATION	70,000.00	60,000.00	73,346.11	22.24%
40E001 2550 3320 00 000000	TRAVEL	600.00	1,000.00	531.19	-46.88%
40E001 2550 3700 00 000000	PURCHASE SERVICES	2,000.00	15,000.00	680.00	-95.47%
40E001 2550 3840 00 000000	P & C INSURANCE	40,000.00	40,000.00	40,000.00	0.00%
	<b>TOTAL PURCHASED SERVICES</b>	<b>810,600.00</b>	<b>828,000.00</b>	<b>800,795.57</b>	<b>-3.29%</b>
40E001 2550 4100 00 000000	GENERAL SUPPLIES	30,000.00	35,000.00	21,080.59	-39.77%
40E001 2550 4110 00 000000	OFFICE SUPPLIES	2,000.00	4,000.00	1,334.22	-66.64%

**CENTRAL COMM UNIT SCHOOL DISTRICT 301  
BUDGET 2018-2019**

ACCOUNT NUMBER	DESCRIPTION	2018-2019 TENTATIVE BUDGET	2017-2018 FINAL BUDGET	2017-2018 ACTUAL (UNAUDITED)	2017-2018 BUDGET vs ACTUAL
40E001 2550 4120 00 000000	GREASE & OIL	1,000.00	3,000.00	440.52	-85.32%
40E001 2550 4130 00 000000	TIRES & TUBES	1,500.00	3,000.00	1,066.26	-64.46%
40E001 2550 4640 00 000000	FUEL	320,000.00	275,000.00	283,474.21	3.08%
40E001 2550 4650 00 000000	GAS HEAT/GARAGE	3,500.00	3,500.00	3,094.87	-11.58%
40E001 2550 4900 00 000000	OTHER SUPPLIES-NON REIMBURSABLE	2,500.00	2,500.00	2,726.61	9.06%
	<b>TOTAL SUPPLIES</b>	<b>360,500.00</b>	<b>326,000.00</b>	<b>313,217.28</b>	<b>-3.92%</b>
40E001 2550 6400 00 000000	DUES/FEES/LICENSE	10,000.00	10,000.00	9,659.04	-3.41%
	<b>TOTAL OTHER OBJECTS</b>	<b>10,000.00</b>	<b>10,000.00</b>	<b>9,659.04</b>	<b>-3.41%</b>
40E001 2550 7100 00 000000	NON CAPITAL OUTLAY/EQUIPMENT	5,000.00	15,000.00	655.41	-95.63%
	<b>TOTAL NON-CAPITAL EQUIPMENT</b>	<b>5,000.00</b>	<b>15,000.00</b>	<b>655.41</b>	<b>-95.63%</b>
40E001 6000 6900 00 000000	CONTINGENCY	100,000.00	100,000.00	0.00	-100.00%
	<b>TOTAL OTHER OBJECTS</b>	<b>100,000.00</b>	<b>100,000.00</b>	<b>0.00</b>	<b>-100.00%</b>
	<b>TOTAL TRANSPORTATION FUND</b>	<b>3,575,150.00</b>	<b>3,341,635.00</b>	<b>3,138,830.98</b>	<b>-6.07%</b>
40E001 8130 6600 00 000000	PERMANENT TRANSFER TO OTHER FUNDS	0.00	0.00	0.00	0.00%
	<b>GRAND TOTALS TRANSPORTATION PLUS TRANSFER</b>	<b>3,575,150.00</b>	<b>3,341,635.00</b>	<b>3,138,830.98</b>	<b>-6.07%</b>
<b>IMRF/SS FUND (FUND 50)</b>					
<b>REVENUE FROM LOCAL SOURCES</b>					
50R000 1114 0000 00 000000	IMRF TAXES, EARLY	426,477.00	368,807.00	481,934.80	30.67%
50R001 1114 0000 00 000000	IMRF TAXES, BUDGET YEAR	459,895.00	420,675.00	420,547.69	-0.03%
50R000 1151 0000 00 000000	SOCIAL SECURITY/MEDICARE, EARLY	426,477.00	368,807.00	481,934.80	30.67%
50R001 1151 0000 00 000000	SOCIAL SECURITY/MEDICARE, BUDGET YEAR	459,895.00	392,725.00	399,065.51	1.61%
50R000 1230 0000 00 000000	CORPORATE PERSONAL PROPERTY TAX	13,750.00	15,000.00	12,327.96	-17.81%
50R001 1510 0000 00 000000	INTEREST - SWEEP ACCOUNT	7,000.00	2,000.00	6,196.36	209.82%
50R003 1510 0000 00 000000	INTEREST - DISTRIBUTION ON TAXES	50.00	0.00	58.10	0.00%
	<b>TOTAL REVENUE FROM LOCAL SOURCES</b>	<b>1,793,544.00</b>	<b>1,568,014.00</b>	<b>1,802,065.22</b>	<b>14.93%</b>
	<b>TOTAL REVENUE FROM ALL SOURCES</b>	<b>1,793,544.00</b>	<b>1,568,014.00</b>	<b>1,802,065.22</b>	<b>14.93%</b>
<b>NON-CATEGORICAL DISTRICT WIDE PROGRAMS</b>					
50E001 1100 2140 00 000000	MEDICARE	10,000.00	4,250.00	5,402.60	27.12%
50E001 1100 2140 00 430000	MEDICARE	0.00	1,000.00	1,410.34	41.03%
	<b>TOTAL EMPLOYEE BENEFITS</b>	<b>10,000.00</b>	<b>5,250.00</b>	<b>6,812.94</b>	<b>29.77%</b>
<b>ELEMENTARY</b>					
50E004 1110 2120 00 000000	IMRF	1,500.00	1,500.00	0.00	-100.00%
50E005 1110 2120 00 000000	IMRF	750.00	1,500.00	89.85	-94.01%
50E008 1110 2120 00 000000	IMRF	1,500.00	1,500.00	1,133.05	-24.46%
50E010 1110 2120 00 000000	IMRF	1,500.00	1,500.00	47.36	-96.84%
50E004 1110 2130 00 000000	FICA	2,100.00	1,000.00	1,334.75	33.48%
50E005 1110 2130 00 000000	FICA	1,000.00	1,000.00	51.61	-94.84%
50E008 1110 2130 00 000000	FICA	2,000.00	1,000.00	1,817.54	81.75%
50E010 1110 2130 00 000000	FICA	2,100.00	1,000.00	2,073.42	107.34%
50E001 1110 2140 00 330500	MEDICARE	1,300.00	1,100.00	1,246.76	13.34%
50E004 1110 2140 00 000000	MEDICARE	23,000.00	12,100.00	21,279.43	75.86%
50E005 1110 2140 00 000000	MEDICARE	13,900.00	12,200.00	10,825.33	-11.27%
50E008 1110 2140 00 000000	MEDICARE	25,000.00	24,700.00	24,966.83	1.08%
50E010 1110 2140 00 000000	MEDICARE	25,200.00	23,350.00	22,736.57	-2.63%
	<b>TOTAL EMPLOYEE BENEFITS</b>	<b>100,850.00</b>	<b>83,450.00</b>	<b>87,602.50</b>	<b>4.98%</b>
<b>MIDDLE SCHOOL</b>					
50E003 1120 2120 00 000000	IMRF	500.00	375.00	464.27	23.81%
50E011 1120 2120 00 000000	IMRF	0.00	0.00	0.00	0.00%
50E003 1120 2130 00 000000	FICA	500.00	200.00	266.86	33.43%
50E011 1120 2130 00 000000	FICA	0.00	0.00	0.00	0.00%
50E003 1120 2140 00 000000	MEDICARE	16,200.00	15,500.00	14,749.51	-4.84%
50E011 1120 2140 00 000000	MEDICARE	32,500.00	30,200.00	29,055.67	-3.79%
	<b>TOTAL EMPLOYEE BENEFITS</b>	<b>49,700.00</b>	<b>46,275.00</b>	<b>44,536.31</b>	<b>-3.76%</b>
<b>HIGH SCHOOL</b>					
50E002 1130 2120 00 000000	IMRF	2,600.00	2,500.00	2,468.36	-1.27%
50E002 1130 2130 00 000000	FICA	1,600.00	1,400.00	1,420.20	1.44%
50E002 1130 2140 00 000000	MEDICARE	72,000.00	55,000.00	53,924.71	-1.96%
	<b>TOTAL EMPLOYEE BENEFITS</b>	<b>76,200.00</b>	<b>58,900.00</b>	<b>57,813.27</b>	<b>-1.85%</b>

**CENTRAL COMM UNIT SCHOOL DISTRICT 301  
BUDGET 2018-2019**

ACCOUNT NUMBER	DESCRIPTION	2018-2019 TENTATIVE BUDGET	2017-2018 FINAL BUDGET	2017-2018 ACTUAL (UNAUDITED)	2017-2018 BUDGET vs ACTUAL
<b>SPECIAL PROGRAMS</b>					
50E001 1200 2120 00 000000	IMRF	0.00	0.00	26.44	0.00%
50E001 1200 2130 00 000000	FICA	5,500.00	3,500.00	5,003.77	42.96%
50E001 1200 2140 00 000000	MEDICARE	1,700.00	1,500.00	1,538.37	2.56%
	<b>TOTAL EMPLOYEE BENEFITS</b>	<b>7,200.00</b>	<b>5,000.00</b>	<b>6,568.58</b>	<b>31.37%</b>
<b>SPECIAL EDUCATION</b>					
50E002 1205 2120 00 000000	IMRF	9,700.00	9,500.00	8,265.20	-13.00%
50E003 1205 2120 00 000000	IMRF	3,600.00	3,500.00	1,710.52	-51.13%
50E004 1205 2120 00 000000	IMRF	12,500.00	12,500.00	10,423.11	-16.62%
50E005 1205 2120 00 000000	IMRF	8,600.00	7,200.00	7,927.86	-10.11%
50E008 1205 2120 00 000000	IMRF	14,000.00	13,800.00	11,976.83	-13.21%
50E010 1205 2120 00 000000	IMRF	13,000.00	13,300.00	11,783.67	-11.40%
50E011 1205 2120 00 000000	IMRF	9,500.00	9,300.00	8,543.63	-8.13%
50E002 1205 2130 00 000000	FICA	5,700.00	5,500.00	4,754.79	-13.55%
50E003 1205 2130 00 000000	FICA	2,400.00	2,000.00	984.22	-50.79%
50E004 1205 2130 00 000000	FICA	7,200.00	7,200.00	5,996.51	-16.72%
50E005 1205 2130 00 000000	FICA	5,400.00	4,100.00	4,610.52	12.45%
50E008 1205 2130 00 000000	FICA	8,100.00	8,000.00	6,892.30	-13.85%
50E010 1205 2130 00 000000	FICA	7,000.00	7,700.00	6,785.40	-11.88%
50E011 1205 2130 00 000000	FICA	5,600.00	5,350.00	4,916.76	-8.10%
50E001 1205 2140 00 000000	MEDICARE	0.00	0.00	88.25	0.00%
50E002 1205 2140 00 000000	MEDICARE	6,000.00	5,300.00	4,807.29	-9.30%
50E003 1205 2140 00 000000	MEDICARE	2,500.00	2,200.00	1,767.31	-19.67%
50E004 1205 2140 00 000000	MEDICARE	5,000.00	4,000.00	3,554.59	-11.14%
50E005 1205 2140 00 000000	MEDICARE	1,800.00	2,400.00	2,317.04	-3.46%
50E008 1205 2140 00 000000	MEDICARE	3,600.00	3,200.00	3,075.49	-3.89%
50E010 1205 2140 00 000000	MEDICARE	4,700.00	4,700.00	4,234.18	-9.91%
50E011 1205 2140 00 000000	MEDICARE	7,600.00	5,500.00	5,262.77	-4.31%
	<b>TOTAL EMPLOYEE BENEFITS</b>	<b>143,500.00</b>	<b>136,250.00</b>	<b>120,678.24</b>	<b>-11.43%</b>
<b>EARLY CHILDHOOD</b>					
50E001 1225 2120 00 000000	IMRF	0.00	11,500.00	8,726.22	-24.12%
50E004 1225 2120 00 000000	IMRF	4,750.00	0.00	0.00	0.00%
50E008 1225 2120 00 000000	IMRF	1,750.00	0.00	0.00	0.00%
50E010 1225 2120 00 000000	IMRF	4,700.00	0.00	0.00	0.00%
50E001 1225 2130 00 000000	FICA	0.00	6,600.00	5,120.39	-22.42%
50E004 1225 2130 00 000000	FICA	2,900.00	0.00	0.00	0.00%
50E008 1225 2130 00 000000	FICA	1,100.00	0.00	0.00	0.00%
50E010 1225 2130 00 000000	FICA	2,900.00	0.00	0.00	0.00%
50E001 1225 2140 00 000000	MEDICARE	700.00	5,000.00	5,083.65	1.67%
50E004 1225 2140 00 000000	MEDICARE	1,800.00	0.00	0.00	0.00%
50E008 1225 2140 00 000000	MEDICARE	2,100.00	0.00	0.00	0.00%
50E010 1225 2140 00 000000	MEDICARE	2,000.00	0.00	0.00	0.00%
	<b>TOTAL EMPLOYEE BENEFITS</b>	<b>24,700.00</b>	<b>23,100.00</b>	<b>18,930.26</b>	<b>-18.05%</b>
<b>READING SPECIALIST</b>					
50E003 1250 2140 00 000000	MEDICARE	750.00	700.00	512.63	-26.77%
50E004 1250 2140 00 000000	MEDICARE	2,300.00	2,400.00	1,982.71	-17.39%
50E005 1250 2140 00 000000	MEDICARE	900.00	800.00	697.01	-12.87%
50E008 1250 2140 00 000000	MEDICARE	2,500.00	2,400.00	2,241.70	-6.60%
50E010 1250 2140 00 000000	MEDICARE	2,100.00	2,000.00	1,915.05	-4.25%
50E011 1250 2140 00 000000	MEDICARE	750.00	650.00	672.43	3.45%
	<b>TOTAL EMPLOYEE BENEFITS</b>	<b>9,300.00</b>	<b>8,950.00</b>	<b>8,021.53</b>	<b>-10.37%</b>
<b>ATHLETICS</b>					
50E002 1500 2120 00 000000	IMRF	4,500.00	5,700.00	4,434.09	-22.21%
50E003 1500 2120 00 000000	IMRF	0.00	0.00	0.00	0.00%
50E011 1500 2120 00 000000	IMRF	0.00	0.00	0.00	0.00%
50E002 1500 2130 00 000000	FICA	7,000.00	7,000.00	6,104.70	-12.79%
50E003 1500 2130 00 000000	FICA	0.00	0.00	0.00	0.00%
50E011 1500 2130 00 000000	FICA	400.00	0.00	364.50	0.00%
50E002 1500 2140 00 000000	MEDICARE	8,000.00	8,300.00	7,186.74	-13.41%
50E003 1500 2140 00 000000	MEDICARE	850.00	800.00	730.68	-8.67%
50E011 1500 2140 00 000000	MEDICARE	1,200.00	1,100.00	920.29	-16.34%
	<b>TOTAL EMPLOYEE BENEFITS</b>	<b>21,950.00</b>	<b>22,900.00</b>	<b>19,741.00</b>	<b>-13.79%</b>
<b>DRIVER'S EDUCATION</b>					

**CENTRAL COMM UNIT SCHOOL DISTRICT 301  
BUDGET 2018-2019**

ACCOUNT NUMBER	DESCRIPTION	2018-2019 TENTATIVE BUDGET	2017-2018 FINAL BUDGET	2017-2018 ACTUAL (UNAUDITED)	2017-2018 BUDGET vs ACTUAL
50E002 1730 2130 00 000000	FICA	0.00	0.00	0.00	0.00%
50E002 1730 2140 00 000000	MEDICARE	600.00	800.00	483.91	-39.51%
	<b>TOTAL EMPLOYEE BENEFITS</b>	<b>600.00</b>	<b>800.00</b>	<b>483.91</b>	<b>-39.51%</b>
<b>ENGLISH LANGUAGE LEARNER</b>					
50E001 1800 2140 00 000000	MEDICARE	0.00	0.00	59.34	0.00%
50E002 1800 2140 00 000000	MEDICARE	200.00	175.00	162.41	-7.19%
50E003 1800 2140 00 000000	MEDICARE	250.00	100.00	100.53	0.53%
50E004 1800 2140 00 000000	MEDICARE	1,700.00	1,700.00	1,112.02	-34.59%
50E005 1800 2140 00 000000	MEDICARE	350.00	300.00	228.11	-23.96%
50E008 1800 2140 00 000000	MEDICARE	2,800.00	2,100.00	1,872.10	-10.85%
50E010 1800 2140 00 000000	MEDICARE	2,700.00	1,500.00	2,026.81	35.12%
50E011 1800 2140 00 000000	MEDICARE	575.00	425.00	399.92	-5.90%
	<b>TOTAL EMPLOYEE BENEFITS</b>	<b>8,575.00</b>	<b>6,300.00</b>	<b>5,961.24</b>	<b>-5.38%</b>
<b>SOCIAL WORK</b>					
50E001 2110 2140 00 462000	MEDICARE	0.00	0.00	3.04	0.00%
50E002 2110 2140 00 000000	MEDICARE	1,800.00	1,300.00	1,287.15	-0.99%
50E003 2110 2140 00 000000	MEDICARE	525.00	500.00	472.62	-5.48%
50E004 2110 2140 00 000000	MEDICARE	1,100.00	1,100.00	885.70	-19.48%
50E005 2110 2140 00 000000	MEDICARE	500.00	600.00	450.38	-24.94%
50E008 2110 2140 00 000000	MEDICARE	750.00	700.00	583.55	-16.64%
50E010 2110 2140 00 000000	MEDICARE	1,000.00	1,100.00	859.11	-21.90%
50E011 2110 2140 00 000000	MEDICARE	950.00	1,200.00	1,004.41	-16.30%
	<b>TOTAL EMPLOYEE BENEFITS</b>	<b>6,625.00</b>	<b>6,500.00</b>	<b>5,545.96</b>	<b>-14.68%</b>
<b>GUIDANCE SERVICES</b>					
50E002 2120 2120 00 000000	IMRF	5,100.00	4,900.00	4,882.49	-0.36%
50E002 2120 2130 00 000000	FICA	3,000.00	2,800.00	2,781.02	-0.68%
50E002 2120 2140 00 000000	MEDICARE	3,700.00	2,700.00	2,586.23	-4.21%
	<b>TOTAL EMPLOYEE BENEFITS</b>	<b>11,800.00</b>	<b>10,400.00</b>	<b>10,249.74</b>	<b>-1.44%</b>
<b>HEALTH SERVICES</b>					
50E001 2130 2120 00 430000	IMRF	0.00	0.00	165.89	0.00%
50E002 2130 2120 00 000000	IMRF	4,000.00	4,000.00	3,804.75	-4.88%
50E003 2130 2120 00 000000	IMRF	0.00	0.00	492.44	0.00%
50E004 2130 2120 00 000000	IMRF	3,000.00	3,200.00	2,363.51	-26.14%
50E005 2130 2120 00 000000	IMRF	2,850.00	2,900.00	2,832.05	-2.34%
50E008 2130 2120 00 000000	IMRF	3,700.00	3,800.00	3,431.07	-9.71%
50E010 2130 2120 00 000000	IMRF	3,700.00	3,800.00	3,588.59	-5.56%
50E011 2130 2120 00 000000	IMRF	3,200.00	3,200.00	2,438.90	-23.78%
50E001 2130 2130 00 000000	FICA	850.00	700.00	819.64	17.09%
50E001 2130 2130 00 430000	FICA	0.00	0.00	95.23	0.00%
50E002 2130 2130 00 000000	FICA	2,400.00	2,400.00	1,687.44	-29.69%
50E003 2130 2130 00 000000	FICA	0.00	0.00	284.00	0.00%
50E004 2130 2130 00 000000	FICA	1,800.00	1,800.00	1,359.35	-24.48%
50E005 2130 2130 00 000000	FICA	1,750.00	1,800.00	1,629.58	-9.47%
50E008 2130 2130 00 000000	FICA	2,200.00	2,100.00	1,436.34	-31.60%
50E010 2130 2130 00 000000	FICA	2,200.00	2,100.00	2,064.79	-1.68%
50E011 2130 2130 00 000000	FICA	1,900.00	1,800.00	831.59	-53.80%
50E001 2130 2140 00 000000	MEDICARE	250.00	200.00	191.70	-4.15%
50E001 2130 2140 00 430000	MEDICARE	0.00	0.00	22.27	0.00%
50E002 2130 2140 00 000000	MEDICARE	600.00	600.00	394.72	-34.21%
50E003 2130 2140 00 000000	MEDICARE	1,000.00	1,000.00	798.85	-20.12%
50E004 2130 2140 00 000000	MEDICARE	500.00	600.00	456.11	-23.98%
50E005 2130 2140 00 000000	MEDICARE	400.00	500.00	381.10	-23.78%
50E008 2130 2140 00 000000	MEDICARE	550.00	500.00	335.90	-32.82%
50E010 2130 2140 00 000000	MEDICARE	600.00	500.00	482.91	-3.42%
50E011 2130 2140 00 000000	MEDICARE	500.00	500.00	194.47	-61.11%
	<b>TOTAL EMPLOYEE BENEFITS</b>	<b>37,950.00</b>	<b>38,000.00</b>	<b>32,583.19</b>	<b>-14.25%</b>
<b>PSYCHOLOGICAL SERVICES</b>					
50E001 2140 2140 00 000000	MEDICARE	400.00	0.00	0.00	0.00%
50E002 2140 2140 00 000000	MEDICARE	950.00	800.00	829.55	3.69%
50E003 2140 2140 00 000000	MEDICARE	600.00	800.00	461.10	-42.36%
50E004 2140 2140 00 000000	MEDICARE	1,200.00	1,200.00	932.19	-22.32%
50E005 2140 2140 00 000000	MEDICARE	750.00	600.00	524.52	-12.58%
50E008 2140 2140 00 000000	MEDICARE	1,400.00	1,300.00	1,301.97	0.15%
50E010 2140 2140 00 000000	MEDICARE	900.00	900.00	690.83	-23.24%

**CENTRAL COMM UNIT SCHOOL DISTRICT 301  
BUDGET 2018-2019**

ACCOUNT NUMBER	DESCRIPTION	2018-2019 TENTATIVE BUDGET	2017-2018 FINAL BUDGET	2017-2018 ACTUAL (UNAUDITED)	2017-2018 BUDGET vs ACTUAL
50E011 2140 2140 00 000000	MEDICARE	1,000.00	900.00	778.70	-13.48%
	<b>TOTAL EMPLOYEE BENEFITS</b>	<b>7,200.00</b>	<b>6,500.00</b>	<b>5,518.86</b>	<b>-15.09%</b>
<b>SPEECH PATHOLOGY &amp; AUDIOLOGY</b>					
50E002 2150 2140 00 000000	MEDICARE	800.00	650.00	661.78	1.81%
50E003 2150 2140 00 000000	MEDICARE	750.00	350.00	610.20	74.34%
50E004 2150 2140 00 000000	MEDICARE	2,500.00	3,200.00	2,736.16	-14.50%
50E005 2150 2140 00 000000	MEDICARE	350.00	350.00	310.11	-11.40%
50E008 2150 2140 00 000000	MEDICARE	2,100.00	1,500.00	1,496.41	-0.24%
50E010 2150 2140 00 000000	MEDICARE	1,400.00	1,900.00	1,400.14	-26.31%
50E011 2150 2140 00 000000	MEDICARE	1,400.00	750.00	553.58	-26.19%
	<b>TOTAL EMPLOYEE BENEFITS</b>	<b>9,300.00</b>	<b>8,700.00</b>	<b>7,768.38</b>	<b>-10.71%</b>
<b>IMPROVEMENT OF INSTRUCTION</b>					
50E001 2210 2140 00 000000	MEDICARE	500.00	0.00	318.43	0.00%
50E001 2210 2140 00 322000	MEDICARE	0.00	0.00	0.00	0.00%
50E001 2210 2140 00 430000	MEDICARE	100.00	0.00	182.46	0.00%
50E001 2210 2140 00 462000	MEDICARE	10.00	0.00	4.35	0.00%
50E001 2210 2140 00 493200	MEDICARE	150.00	0.00	160.56	0.00%
50E002 2210 2140 00 322000	MEDICARE	50.00	0.00	46.07	0.00%
50E011 2210 2140 00 000000	MEDICARE	10.00	0.00	14.12	0.00%
	<b>TOTAL EMPLOYEE BENEFITS</b>	<b>820.00</b>	<b>0.00</b>	<b>725.99</b>	<b>0.00%</b>
<b>INSTRUCTION &amp; CURRICULUM DEVELOPMENT</b>					
50E001 2212 2120 00 000000	IMRF	14,500.00	14,000.00	14,187.00	1.34%
50E001 2212 2130 00 000000	FICA	5,800.00	5,200.00	5,137.09	-1.21%
50E001 2212 2140 00 000000	MEDICARE	11,500.00	7,700.00	10,120.57	31.44%
	<b>TOTAL EMPLOYEE BENEFITS</b>	<b>31,800.00</b>	<b>26,900.00</b>	<b>29,444.66</b>	<b>9.46%</b>
<b>EDUCATION MEDIA SERVICES</b>					
50E002 2220 2120 00 000000	IMRF	2,200.00	1,300.00	1,894.00	45.69%
50E003 2220 2120 00 000000	IMRF	2,000.00	2,000.00	1,866.96	-6.65%
50E004 2220 2120 00 000000	IMRF	2,300.00	2,300.00	2,202.93	-4.22%
50E005 2220 2120 00 000000	IMRF	1,300.00	1,200.00	1,229.48	2.46%
50E008 2220 2120 00 000000	IMRF	1,900.00	1,900.00	1,699.72	-10.54%
50E010 2220 2120 00 000000	IMRF	1,900.00	1,900.00	1,722.27	-9.35%
50E011 2220 2120 00 000000	IMRF	2,100.00	2,300.00	1,981.22	-13.86%
50E002 2220 2130 00 000000	FICA	1,400.00	750.00	1,089.59	45.28%
50E003 2220 2130 00 000000	FICA	1,200.00	1,100.00	1,074.16	-2.35%
50E004 2220 2130 00 000000	FICA	1,400.00	1,400.00	941.07	-32.78%
50E005 2220 2130 00 000000	FICA	750.00	700.00	707.39	1.06%
50E008 2220 2130 00 000000	FICA	1,100.00	1,000.00	972.72	-2.73%
50E010 2220 2130 00 000000	FICA	1,100.00	1,000.00	991.03	-0.90%
50E011 2220 2130 00 000000	FICA	1,200.00	1,300.00	1,139.94	-12.31%
50E002 2220 2140 00 000000	MEDICARE	1,100.00	700.00	974.88	39.27%
50E003 2220 2140 00 000000	MEDICARE	900.00	900.00	807.17	-10.31%
50E004 2220 2140 00 000000	MEDICARE	350.00	300.00	220.16	-26.61%
50E005 2220 2140 00 000000	MEDICARE	200.00	200.00	165.45	-17.28%
50E008 2220 2140 00 000000	MEDICARE	250.00	250.00	227.52	-8.99%
50E010 2220 2140 00 000000	MEDICARE	250.00	250.00	231.85	-7.26%
50E011 2220 2140 00 000000	MEDICARE	1,200.00	1,200.00	1,097.21	-8.57%
	<b>TOTAL EMPLOYEE BENEFITS</b>	<b>26,100.00</b>	<b>23,950.00</b>	<b>23,236.72</b>	<b>-2.98%</b>
<b>SUPPORT SERVICES</b>					
50E001 2300 2140 00 430000	MEDICARE	200.00	0.00	191.82	0.00%
	<b>TOTAL EMPLOYEE BENEFITS</b>	<b>200.00</b>	<b>0.00</b>	<b>191.82</b>	<b>0.00%</b>
<b>EXECUTIVE ADMINISTRATION</b>					
50E001 2320 2120 00 000000	IMRF	21,000.00	19,600.00	18,879.50	-3.68%
50E001 2320 2130 00 000000	FICA	8,500.00	7,400.00	7,132.28	-3.62%
50E001 2320 2140 00 000000	MEDICARE	7,600.00	11,700.00	7,084.08	-39.45%
	<b>TOTAL EMPLOYEE BENEFITS</b>	<b>37,100.00</b>	<b>38,700.00</b>	<b>33,095.86</b>	<b>-14.48%</b>
<b>SPECIAL AREA ADMINISTRATION</b>					
50E001 2330 2120 00 000000	IMRF	15,800.00	11,500.00	10,269.76	-10.70%
50E001 2330 2130 00 000000	FICA	6,500.00	4,500.00	4,081.96	-9.29%
50E001 2330 2140 00 000000	MEDICARE	4,000.00	2,800.00	2,595.22	-7.31%
	<b>TOTAL EMPLOYEE BENEFITS</b>	<b>26,300.00</b>	<b>18,800.00</b>	<b>16,946.94</b>	<b>-9.86%</b>

**CENTRAL COMM UNIT SCHOOL DISTRICT 301  
BUDGET 2018-2019**

ACCOUNT NUMBER	DESCRIPTION	2018-2019 TENTATIVE BUDGET	2017-2018 FINAL BUDGET	2017-2018 ACTUAL (UNAUDITED)	2017-2018 BUDGET vs ACTUAL
<b>SUPPORT SERVICES</b>					
50E001 2400 2120 00 462000	IMRF	500.00	0.00	0.00	0.00%
50E001 2400 2130 00 462000	FICA	2,000.00	0.00	113.97	0.00%
50E001 2400 2140 00 430000	MEDICARE	50.00	0.00	43.39	0.00%
50E001 2400 2140 00 462000	MEDICARE	2,000.00	0.00	26.65	0.00%
	<b>TOTAL EMPLOYEE BENEFITS</b>	<b>4,550.00</b>	<b>0.00</b>	<b>184.01</b>	<b>0.00%</b>
<b>OFFICE OF THE PRINCIPALS</b>					
50E002 2410 2120 00 000000	IMRF	11,700.00	12,100.00	10,666.16	-11.85%
50E003 2410 2120 00 000000	IMRF	6,500.00	6,600.00	6,452.99	-2.23%
50E004 2410 2120 00 000000	IMRF	6,800.00	7,000.00	6,724.22	-3.94%
50E005 2410 2120 00 000000	IMRF	2,900.00	3,600.00	2,889.56	-19.73%
50E008 2410 2120 00 000000	IMRF	7,900.00	7,900.00	7,632.96	-3.38%
50E010 2410 2120 00 000000	IMRF	6,800.00	6,900.00	6,723.85	-2.55%
50E011 2410 2120 00 000000	IMRF	8,900.00	8,900.00	8,445.66	-5.10%
50E001 2410 2130 00 000000	FICA	1,100.00	1,500.00	1,018.70	-32.09%
50E002 2410 2130 00 000000	FICA	7,100.00	7,000.00	6,105.25	-12.78%
50E003 2410 2130 00 000000	FICA	4,000.00	3,700.00	3,098.59	-16.25%
50E004 2410 2130 00 000000	FICA	4,100.00	4,000.00	3,568.18	-10.80%
50E005 2410 2130 00 000000	FICA	1,700.00	2,000.00	1,500.36	-24.98%
50E008 2410 2130 00 000000	FICA	4,800.00	4,500.00	4,316.58	-4.08%
50E010 2410 2130 00 000000	FICA	4,100.00	3,900.00	3,744.74	-3.98%
50E011 2410 2130 00 000000	FICA	5,400.00	5,100.00	4,608.17	-9.64%
50E001 2410 2140 00 000000	MEDICARE	350.00	350.00	247.10	-29.40%
50E002 2410 2140 00 000000	MEDICARE	6,300.00	6,000.00	5,786.13	-3.56%
50E003 2410 2140 00 000000	MEDICARE	4,000.00	3,800.00	3,677.13	-3.23%
50E004 2410 2140 00 000000	MEDICARE	3,700.00	3,000.00	2,917.80	-2.74%
50E005 2410 2140 00 000000	MEDICARE	1,900.00	1,900.00	1,800.30	-5.25%
50E008 2410 2140 00 000000	MEDICARE	4,000.00	3,200.00	3,105.79	-2.94%
50E010 2410 2140 00 000000	MEDICARE	3,700.00	3,100.00	2,932.64	-5.40%
50E011 2410 2140 00 000000	MEDICARE	4,400.00	4,100.00	3,976.11	-3.02%
	<b>TOTAL EMPLOYEE BENEFITS</b>	<b>112,150.00</b>	<b>110,150.00</b>	<b>101,938.97</b>	<b>-7.45%</b>
<b>DEAN</b>					
50E002 2490 2120 00 000000	IMRF	8,600.00	6,800.00	6,143.39	-9.66%
50E002 2490 2130 00 000000	FICA	5,300.00	3,900.00	2,973.93	-23.75%
50E002 2490 2140 00 000000	MEDICARE	2,600.00	2,200.00	1,953.29	-11.21%
	<b>TOTAL EMPLOYEE BENEFITS</b>	<b>16,500.00</b>	<b>12,900.00</b>	<b>11,070.61</b>	<b>-14.18%</b>
<b>DIRECTION OF BUSINESS SUPPORT</b>					
50E001 2510 2120 00 000000	IMRF	9,200.00	17,100.00	9,088.95	-46.85%
50E001 2510 2130 00 000000	FICA	3,800.00	6,900.00	3,357.93	-51.33%
50E001 2510 2140 00 000000	MEDICARE	900.00	1,600.00	785.36	-50.92%
	<b>TOTAL EMPLOYEE BENEFITS</b>	<b>13,900.00</b>	<b>25,600.00</b>	<b>13,232.24</b>	<b>-48.31%</b>
<b>FISCAL SERVICES</b>					
50E001 2520 2120 00 000000	IMRF	38,000.00	31,000.00	37,749.97	21.77%
50E001 2520 2130 00 000000	FICA	15,500.00	11,600.00	14,304.47	23.31%
50E001 2520 2140 00 000000	MEDICARE	3,700.00	2,800.00	3,345.56	19.48%
	<b>TOTAL EMPLOYEE BENEFITS</b>	<b>57,200.00</b>	<b>45,400.00</b>	<b>55,400.00</b>	<b>22.03%</b>
<b>OPERATIONS &amp; MAINTENANCE</b>					
50E001 2540 2120 00 000000	IMRF	80,000.00	77,000.00	74,659.49	-3.04%
50E002 2540 2120 00 000000	IMRF	32,000.00	26,700.00	20,671.60	-22.58%
50E003 2540 2120 00 000000	IMRF	12,500.00	12,000.00	12,028.32	0.24%
50E004 2540 2120 00 000000	IMRF	13,500.00	13,500.00	13,155.42	-2.55%
50E005 2540 2120 00 000000	IMRF	6,800.00	6,400.00	6,252.34	-2.31%
50E008 2540 2120 00 000000	IMRF	15,000.00	15,100.00	14,095.18	-6.65%
50E010 2540 2120 00 000000	IMRF	13,500.00	13,800.00	12,903.51	-6.50%
50E011 2540 2120 00 000000	IMRF	18,000.00	17,000.00	16,311.01	-4.05%
50E001 2540 2130 00 000000	FICA	46,000.00	42,000.00	38,646.24	-7.99%
50E002 2540 2130 00 000000	FICA	20,000.00	15,500.00	10,555.92	-31.90%
50E003 2540 2130 00 000000	FICA	7,200.00	7,000.00	6,916.02	-1.20%
50E004 2540 2130 00 000000	FICA	8,200.00	7,800.00	7,116.43	-8.76%
50E005 2540 2130 00 000000	FICA	4,200.00	3,800.00	3,577.05	-5.87%
50E008 2540 2130 00 000000	FICA	9,200.00	8,600.00	7,697.86	-10.49%
50E010 2540 2130 00 000000	FICA	8,000.00	8,000.00	7,061.05	-11.74%
50E011 2540 2130 00 000000	FICA	10,800.00	9,800.00	8,981.10	-8.36%
50E001 2540 2140 00 000000	MEDICARE	10,500.00	9,800.00	9,038.25	-7.77%

**CENTRAL COMM UNIT SCHOOL DISTRICT 301  
BUDGET 2018-2019**

ACCOUNT NUMBER	DESCRIPTION	2018-2019 TENTATIVE BUDGET	2017-2018 FINAL BUDGET	2017-2018 ACTUAL (UNAUDITED)	2017-2018 BUDGET vs ACTUAL
50E002 2540 2140 00 000000	MEDICARE	4,600.00	3,700.00	2,468.81	-33.28%
50E003 2540 2140 00 000000	MEDICARE	1,800.00	1,600.00	1,617.53	1.10%
50E004 2540 2140 00 000000	MEDICARE	1,900.00	1,800.00	1,664.34	-7.54%
50E005 2540 2140 00 000000	MEDICARE	1,000.00	900.00	836.59	-7.05%
50E008 2540 2140 00 000000	MEDICARE	2,300.00	2,000.00	1,800.15	-9.99%
50E010 2540 2140 00 000000	MEDICARE	1,900.00	1,900.00	1,651.42	-13.08%
50E011 2540 2140 00 000000	MEDICARE	2,600.00	2,400.00	2,100.53	-12.48%
<b>TOTAL</b>	<b>EMPLOYEE BENEFITS</b>	<b>331,500.00</b>	<b>308,100.00</b>	<b>281,806.16</b>	<b>-8.53%</b>
<b>TRANSPORTATION</b>					
50E001 2550 2120 00 000000	IMRF	213,000.00	215,000.00	206,580.15	-3.92%
50E001 2550 2130 00 000000	FICA	123,000.00	120,000.00	120,170.24	0.14%
50E001 2550 2140 00 000000	MEDICARE	32,000.00	30,000.00	28,114.12	-6.29%
<b>TOTAL</b>	<b>EMPLOYEE BENEFITS</b>	<b>368,000.00</b>	<b>365,000.00</b>	<b>354,864.51</b>	<b>-2.78%</b>
<b>FOOD SERVICES</b>					
50E001 2560 2120 00 000000	IMRF	15,000.00	13,500.00	14,748.00	9.24%
50E002 2560 2120 00 000000	IMRF	13,500.00	13,600.00	10,314.00	-24.16%
50E003 2560 2120 00 000000	IMRF	4,300.00	4,200.00	3,979.42	-5.25%
50E004 2560 2120 00 000000	IMRF	4,100.00	4,300.00	4,902.07	14.00%
50E005 2560 2120 00 000000	IMRF	2,600.00	2,600.00	2,451.61	-5.71%
50E008 2560 2120 00 000000	IMRF	4,700.00	4,700.00	4,103.19	-12.70%
50E010 2560 2120 00 000000	IMRF	4,300.00	4,400.00	3,809.02	-13.43%
50E011 2560 2120 00 000000	IMRF	7,700.00	7,700.00	7,511.86	-2.44%
50E001 2560 2130 00 000000	FICA	8,300.00	5,800.00	8,279.51	42.75%
50E002 2560 2130 00 000000	FICA	8,000.00	7,800.00	5,951.28	-23.70%
50E003 2560 2130 00 000000	FICA	2,600.00	2,400.00	2,289.80	-4.59%
50E004 2560 2130 00 000000	FICA	2,500.00	2,500.00	2,819.79	12.79%
50E005 2560 2130 00 000000	FICA	1,500.00	1,500.00	1,410.78	-5.95%
50E008 2560 2130 00 000000	FICA	2,800.00	2,700.00	2,619.52	-2.98%
50E010 2560 2130 00 000000	FICA	2,600.00	2,600.00	2,192.07	-15.69%
50E011 2560 2130 00 000000	FICA	4,600.00	4,400.00	4,322.33	-1.77%
50E001 2560 2140 00 000000	MEDICARE	2,000.00	1,400.00	1,936.26	38.30%
50E002 2560 2140 00 000000	MEDICARE	2,200.00	1,900.00	1,391.90	-26.74%
50E003 2560 2140 00 000000	MEDICARE	650.00	600.00	535.45	-10.76%
50E004 2560 2140 00 000000	MEDICARE	650.00	600.00	659.43	9.90%
50E005 2560 2140 00 000000	MEDICARE	400.00	400.00	330.10	-17.48%
50E008 2560 2140 00 000000	MEDICARE	700.00	700.00	612.55	-12.49%
50E010 2560 2140 00 000000	MEDICARE	650.00	600.00	512.71	-14.55%
50E011 2560 2140 00 000000	MEDICARE	1,200.00	1,100.00	1,010.85	-8.10%
<b>TOTAL</b>	<b>EMPLOYEE BENEFITS</b>	<b>97,550.00</b>	<b>92,000.00</b>	<b>88,693.50</b>	<b>-3.59%</b>
<b>COMPUTER EDUCATION SERVICES</b>					
50E001 2660 2120 00 000000	IMRF	58,000.00	52,500.00	57,233.70	9.02%
50E001 2660 2130 00 000000	FICA	32,000.00	28,000.00	28,548.93	1.96%
50E001 2660 2140 00 000000	MEDICARE	8,300.00	6,400.00	6,676.78	4.32%
<b>TOTAL</b>	<b>EMPLOYEE BENEFITS</b>	<b>98,300.00</b>	<b>86,900.00</b>	<b>92,459.41</b>	<b>6.40%</b>
<b>GRAND TOTALS</b>	<b>IMRF/SS FUND</b>	<b>1,747,420.00</b>	<b>1,621,675.00</b>	<b>1,542,107.31</b>	<b>-4.91%</b>
<b>CAPITAL PROJECTS FUND (FUND 60)</b>					
60R000 1930 0000 00 000000	IMPACT FEES	50,000.00	100,000.00	41,558.80	-58.44%
60R001 1510 0000 00 000000	INTEREST - SWEEP ACCOUNT	60,000.00	37,000.00	257,330.17	595.49%
<b>TOTAL</b>	<b>REVENUE FROM LOCAL SOURCES</b>	<b>110,000.00</b>	<b>137,000.00</b>	<b>298,888.97</b>	<b>118.17%</b>
60R001 7210 0000 00 000000	DEBT CERTIFICATES PROCEEDS	0.00	0.00	0.00	0.00%
60R002 7210 0000 00 000000	WORKING CASH BOND PROCEEDS	0.00	0.00	0.00	0.00%
60R003 7210 0000 00 000000	BOND PROCEEDS-2017	0.00	0.00	0.00	0.00%
60R003 7220 0000 00 000000	PROCEEDS OF SALE-BOND 2017	0.00	0.00	0.00	0.00%
<b>TOTAL</b>	<b>DEBT CERTIFICATES/BOND PROCEEDS</b>	<b>0.00</b>	<b>0.00</b>	<b>0.00</b>	<b>0.00%</b>
<b>GRAND TOTALS</b>	<b>REVENUE FROM ALL SOURCES WITH PROCEEDS</b>	<b>110,000.00</b>	<b>137,000.00</b>	<b>298,888.97</b>	<b>118.17%</b>
60E001 2530 3190 00 000000	FEES	0.00	0.00	0.00	0.00%
<b>TOTAL</b>	<b>PURCHASED SERVICES</b>	<b>0.00</b>	<b>0.00</b>	<b>0.00</b>	<b>0.00%</b>
60E001 2530 5300 00 000000	MISCELLANEOUS	0.00	0.00	0.00	0.00%
60E002 2530 5300 00 000000	CHS FIELDHOUSE-PHASE 2	2,950,000.00	17,950,000.00	15,196,717.68	-15.34%

<b>CENTRAL COMM UNIT SCHOOL DISTRICT 301</b>					
<b>BUDGET 2018-2019</b>					
<b>ACCOUNT NUMBER</b>	<b>DESCRIPTION</b>	<b>2018-2019 TENTATIVE BUDGET</b>	<b>2017-2018 FINAL BUDGET</b>	<b>2017-2018 ACTUAL (UNAUDITED)</b>	<b>2017-2018 BUDGET vs ACTUAL</b>
60E002 2530 5310 00 000000	CHS KITCHEN-PHASE 2	700,000.00	700,000.00	0.00	-100.00%
60E002 2530 5320 00 000000	PLATO ROAD-PHASE 2	100,000.00	750,000.00	5,785.50	-99.23%
60E001 2530 5400 00 000000	CAPITAL OUTLAY	250,000.00	450,000.00	145,798.98	-67.60%
60E002 2530 5400 00 000000	DO ROOF	0.00	0.00	0.00	0.00%
60E001 2530 5410 00 000000	PLATO CENTER DEMOLITION	0.00	0.00	0.00	0.00%
60E002 2540 5400 00 000000	CHS CLASSROOM ADDITIONS-PHASE 1	0.00	1,500,000.00	1,393,866.27	-7.08%
<b>TOTAL</b>	<b>CAPITAL OUTLAYS</b>	<b>4,000,000.00</b>	<b>21,350,000.00</b>	<b>16,742,168.43</b>	<b>-21.58%</b>
<b>GRAND TOTALS</b>	<b>CAPITAL PROJECTS FUND</b>	<b>4,000,000.00</b>	<b>21,350,000.00</b>	<b>16,742,168.43</b>	<b>-21.58%</b>
<b>WORKING CASH FUND (FUND 70)</b>					
70R000 1115 0000 00 000000	TAXES, EARLY	74,821.00	70,249.00	76,102.65	8.33%
70R001 1115 0000 00 000000	TAXES, BUDGET YEAR	72,608.00	163,314.00	33,524.35	-79.47%
70R001 1510 0000 00 000000	INTEREST - SWEEP ACCOUNT	13,000.00	4,800.00	12,414.96	158.65%
70R003 1510 0000 00 000000	INTEREST - DISTRIBUTION ON TAXES	0.00	0.00	2.39	0.00%
<b>TOTAL</b>	<b>REVENUE FROM LOCAL SOURCES</b>	<b>160,429.00</b>	<b>238,363.00</b>	<b>122,044.35</b>	<b>-48.80%</b>
70R001 7210 0000 00 000000	WORKING CASH BOND PROCEEDS	0.00	0.00	0.00	0.00%
70R001 8130 6600 00 000000	PERMANENT TRANSFER TO OTHER FUNDS	0.00	0.00	0.00	0.00%
<b>GRAND TOTALS</b>	<b>WORKING CASH FUND</b>	<b>0.00</b>	<b>0.00</b>	<b>0.00</b>	<b>0.00%</b>
<b>TORT FUND (FUND 80)</b>					
80R000 1120 0000 00 000000	TAXES, EARLY	400,290.00	210,747.00	240,967.40	14.34%
80R001 1120 0000 00 000000	TAXES, BUDGET YEAR	229,944.00	361,265.00	231,437.77	-35.94%
80R001 1510 0000 00 000000	INTEREST - SWEEP ACCOUNT	6,000.00	1,600.00	5,176.22	223.51%
<b>TOTAL</b>	<b>REVENUE FROM LOCAL SOURCES</b>	<b>636,234.00</b>	<b>573,612.00</b>	<b>477,581.39</b>	<b>-16.74%</b>
80E001 2362 3820 00 000000	WORKER'S COMPENSATION INSURANCE	300,000.00	275,000.00	298,999.57	8.73%
80E001 2363 3830 00 000000	UNEMPLOYMENT INSURANCE	20,000.00	25,000.00	20,264.12	-18.94%
80E001 2369 3180 00 000000	LEGAL SERVICES	175,000.00	175,000.00	112,471.98	-35.73%
80E001 2371 3840 00 000000	PROPERTY INSURANCE	200,000.00	175,000.00	163,395.00	-6.63%
<b>TOTAL</b>	<b>PURCHASED SERVICES</b>	<b>695,000.00</b>	<b>650,000.00</b>	<b>595,130.67</b>	<b>-8.44%</b>
<b>GRAND TOTALS</b>	<b>TORT FUND</b>	<b>695,000.00</b>	<b>650,000.00</b>	<b>595,130.67</b>	<b>-8.44%</b>



## MEMORANDUM

**TO:** DISTRICT 301 BOARD OF EDUCATION  
**FROM:** DR. TODD STIRN, SUPERINTENDENT  
**SUBJECT:** CALENDAR REVISION  
**DATE:** 8/20/18

---

The administrative team recently reviewed dates and topics for our teacher professional development days. Whenever possible, we pair trainings with a half-day of professional development followed by a full-day of professional development. An error was discovered in the calendar, in that February 28, 2019 was not scheduled for a half day of student attendance, and curriculum and assessment work is already planned for the day. I am requesting that the Board amend the school calendar to include the additional half day of student attendance on February 28, 2019.

# CENTRAL COMMUNITY UNIT SCHOOL DISTRICT #301

## 2018-2019 BOARD APPROVED CALENDAR

August 2018					
Mon	Tue	Wed	Thu	Fri	Total
		1	2	3	
6	7	8	9	10	
13	14	15	16	17	
20	21	22	23	24	3
27	28	29	30	31	5
Total					8

Accumulated Days 8

November 2018					
Mon	Tue	Wed	Thu	Fri	Total
			1	2	2
5	6	7	8	9	4
12	13	14	15	16	5
19	20	21	X	23	0
26	27	28	29	30	5
Total					16

Accumulated Days 64

February 2019					
Mon	Tue	Wed	Thu	Fri	Total
				1	1
4	5	6	7	8	5
11	12	13	14	15	5
X	19	20	21	22	4
25	26	27	28		4
Total					19

Accumulated Days 116

May 2019					
Mon	Tue	Wed	Thu	Fri	Total
		1	2	3	3
6	7	8	9	10	5
13	14	15	16	17	5
20	21	22	23	24	5
X	28	29	30	31	4
Total					22

Accumulated Days 174

Accumulated Student Days = 174 excluding emergency days

September 2018					
Mon	Tue	Wed	Thu	Fri	Total
X	4	5	6	7	4
10	11	12	13	14	5
17	18	19	20	21	5
24	25	26	27	28	5
Total					19

Accumulated Days 27

December 2018					
Mon	Tue	Wed	Thu	Fri	Total
3	4	5	6	7	5
10	11	12	13	14	5
17	18	19	20	21	5
24	X	26	27	28	0
31					0
Total					15

Accumulated Days 79

March 2019					
Mon	Tue	Wed	Thu	Fri	Total
				1	0
4	5	6	7	8	5
11	12	13	14	15	5
18	19	20	21	22	5
25	26	27	28	29	0
Total					15

Accumulated Days 131

June 2019					
Mon	Tue	Wed	Thu	Fri	Total
3	4	5	6	7	0
10	11	12	13	14	0
17	18	19	20	21	0
24	25	26	27	28	0
Total					0

Accumulated Days 182

October 2018					
Mon	Tue	Wed	Thu	Fri	Total
1	2	3	4	5	4
X	9	10	11	12	4
15	16	17	18	19	5
22	23	24	25	26	5
29	30	31			3
Total					21

Accumulated Days 48

January 2019					
Mon	Tue	Wed	Thu	Fri	Total
	X	2	3	4	0
7	8	9	10	11	5
14	15	16	17	18	5
X	22	23	24	25	4
28	29	30	31		4
Total					18

Accumulated Days 97

April 2019					
Mon	Tue	Wed	Thu	Fri	Total
1	2	3	4	5	5
8	9	10	11	12	5
15	16	17	18	19	4
22	23	24	25	26	5
29	30				2
Total					21

Accumulated Days 152

July 2019					
Mon	Tue	Wed	Thu	Fri	Total
1	2	3	4	5	0
8	9	10	11	12	0
15	16	17	18	19	0
22	23	24	25	26	0
29	30	31			0
Total					0

Accumulated Days 182

Teacher Days = 182 excluding emergency days

HOLIDAYS	
Labor Day	Sept. 3
Columbus Day	Oct. 8
Thanksgiving Day	Nov. 22
Christmas Day	Dec. 25
New Year's Day	Jan. 1
M.L. King's Birthday	Jan. 21
President's Day	Feb. 18
Memorial Day	May 27
End of Quarter	]
School Begins	August 22
Kindergarten Begins	August 27
School Ends	June 10 with 5 Emergency Days
First Semester	= 89 Days
Second Semester	= 85 Days

LEGEND	
Holiday - No School	X
Non Attendance Day - No School	
Teacher Institute - No School Students	
Teacher Work Day - No School Students	
Teacher In-Service - Half Day Students / Previous Evening PC	
School Improvement - Half Day Students	
Parent Conferences - No School Students	
Evening Parent Teacher Conferences - Full Day for Students	
Emergency Day	

BOE Updated August 20, 2018  
BOE Approved November 27, 2017



## MEMORANDUM

TO: Dr. Todd Stirn, Superintendent, Board of Education  
FROM: Pam Porto, Director of Transportation  
DATE: August 20, 2018  
RE: Annual Review of Prairie View Hazardous Route

---

The Board is required to annually review all Serious Safety Hazard Findings approved by the Illinois Department of Transportation to verify that the hazardous conditions remain unchanged. Attached is Prairie View Grade School's Serious Safety Hazard Finding that was approved by Illinois Department of Transportation on August 2, 2017.



# Illinois Department of Transportation

Division of Highways / Region 1 / District 1  
201 West Center Court / Schaumburg, Illinois 60196-1096

OPERATIONS: Serious Safety Hazard Finding - Busing  
Kane County - SD #301

August 9, 2017

Ms. Pam Porto  
Director of Transportation  
Central Community Unit School District 301  
275 South St  
PO Box 396  
Burlington, IL 60109


Dear Ms. Porto:

We have enclosed one copy of the approved Serious Safety Hazard Finding which your school district submitted. This copy should be retained in your files for use in obtaining reimbursement number 301-17-1.

If you have any questions or need additional information regarding this or other hazardous locations, please contact Mr. Jim Stoner, Pedestrian Safety Engineer, at (847) 705-4152.

Very truly yours,

Anthony J. Quigley, P.E.  
Region One Engineer

By:   
Hussain Mesyef, P.E.  
Traffic Operations Engineer

Enclosure



**Serious Safety Hazard Finding**

A publication entitled "School Safety Busing and Instructions for Submitting Findings" is available from the Illinois Department of Transportation, 2300 South Dirksen Parkway, Springfield, Illinois 62764. The school administrator preparing this submittal should refer to the instructions in the booklet.

Two copies of this form are to be submitted to the IDOT District Office indicated in the instruction booklet. The IDOT District Office will approve or disapprove the submittal within thirty (30) days and return one copy to the school district indicating the action taken.

<b>Name of School District</b> Central Community Unit School District 301				<b>Address of Administrative Office</b> 275 South St P.O. Box 396 Burlington IL 60109	
<b>District #</b> 301	<b>County</b> Kane	<b>City</b> Burlington	<b>Zip Code</b> 60109		
<b>Name of Contact Representative</b> <del>Tracie Duffield</del> Pam Porto			<b>Title</b> Director of Transportation	<b>Phone Number</b> (847) 464-6052 <i>or 847-867-47</i>	
<b>Name of School to Which Children Are Walking</b> Prairie View Grade School				<b>Annual Sequential Number (Use on Map and Attachments)</b> 301-17-1	

**Type of Condition**

1.  Single Hazard                      Type III

2.  Combination Hazard                      Type \_\_\_\_\_ and Type \_\_\_\_\_

**Location**

3. Along \_\_\_\_\_ (Street or Road Name)

(Attach a map showing the described location(s).)

4. Type I      From \_\_\_\_\_ To \_\_\_\_\_

5. Type II     From \_\_\_\_\_ To \_\_\_\_\_

6. Type III    At Nesler Rd and South St.

7. Type IV    At \_\_\_\_\_

**Points**

**Type I – Walking Along a Roadway**

(Complete only for types listed on lines 1 or 2.)

8. Highest qualifying grade level (through \_\_\_\_\_ grade)                               Points  
Table 1

9. Location of walkway (on shoulder \_\_\_\_\_ feet from roadway) **OR**                               Points  
(behind curb or ditch \_\_\_\_\_ feet from roadway)                      Table 2

10. Speed of traffic (\_\_\_\_\_ mph)                               Points  
Table 3

11. Volume of traffic (\_\_\_\_\_ vehicles/hour) (\_\_\_\_\_ lanes)                               Points  
Table 4

12. Length of hazardous section (\_\_\_\_\_ miles)                               Points  
Table 5

13. Board's judgment points (attach explanation)                               Points

14. Total of lines 8 through 13

**Type II – Walking on a Roadway**

- 15. Highest qualifying grade level (through \_\_\_\_\_ grade) \_\_\_\_ Points  
Table 6
- 16. Reason for walking on roadway:  
(No shoulder or walkway off pavement for \_\_\_\_\_ feet, **OR**  
Narrow bridge or underpass for \_\_\_\_\_ feet) \_\_\_\_ Points  
Table 7
- 17. Speed of traffic (\_\_\_\_\_ mph) \_\_\_\_ Points  
Table 8
- 18. Volume of traffic (\_\_\_\_\_ vehicles/hour) (\_\_\_\_\_ lanes) \_\_\_\_ Points  
Table 9
- 19. Length of hazardous section (\_\_\_\_\_ miles) \_\_\_\_ Points  
Table 10
- 20. Board's judgment points (attach explanation) \_\_\_\_ Points
- 21. Total of lines 15 through 20

**Points  
(Continued)**

**Type III – Crossing a Roadway** (Name of roadway being crossed Nesler Rd)

- 22. Highest qualifying grade level (through 5th grade) 5 Points  
Table 11
- 23. Control on roadway being crossed (No Stop Control) 3 Points  
Table 12
- 24. Speed and volume of traffic (45-55 mph) (547/914 vehicles/hour) 3 Points  
Table 13
- 25. Width of roadway (90 feet) 2 Points  
Table 14
- 26. Board's judgment points (attach explanation) *No letter =*  
13 Points
- 27. Total of lines 22 through 26

**Type IV – Crossing Railroad Tracks**

- 28. Highest qualifying grade level (through \_\_\_\_\_ grade) \_\_\_\_ Points  
Table 15
- 29. Crossing protection and number of tracks:  
(\_\_\_\_\_ protection; \_\_\_\_\_ tracks used) \_\_\_\_ Points  
Table 16
- 30. Speed and number of trains:  
(\_\_\_\_\_ mph; \_\_\_\_\_ trains) \_\_\_\_ Points  
Table 17
- 31. Board's judgment points (attach explanation) \_\_\_\_ Points
- 32. Total of lines 28 through 31

**Finding**

- 33.  Single hazard qualifies since 13 points in a Type III situation equals or exceeds 12.
- 34.  Combination hazard qualifies since the total of \_\_\_\_\_ points in a Type \_\_\_\_\_ situation and \_\_\_\_\_ points in a Type \_\_\_\_\_ situation equals or exceeds 20.
- 35.  Hazard is temporary for \_\_\_\_\_ school year (resubmit annually).
- 36.  No hazard

**Certification**

I hereby certify that the date in this application, including accompanying maps and statements, are true and correct to the best of my knowledge and belief. Board approval was given on date of \_\_\_\_\_, 20\_\_\_\_, and the minutes of this meeting bear evidence of this approval.

*See Next page*

7-17-17

Date

*Christina Johnson*

Signature of Secretary or President of Board of Education or Board of Directors

**Action by Illinois Department of Transportation**

Date Submittal Received July 24, 20 17

Serial No. 1-17-e

Approved

Disapproved for corrections, additions, or clarifications noted in transmittal letter.

Disapproved for reason or reasons noted in transmittal letter.

August 2, 2017

Date

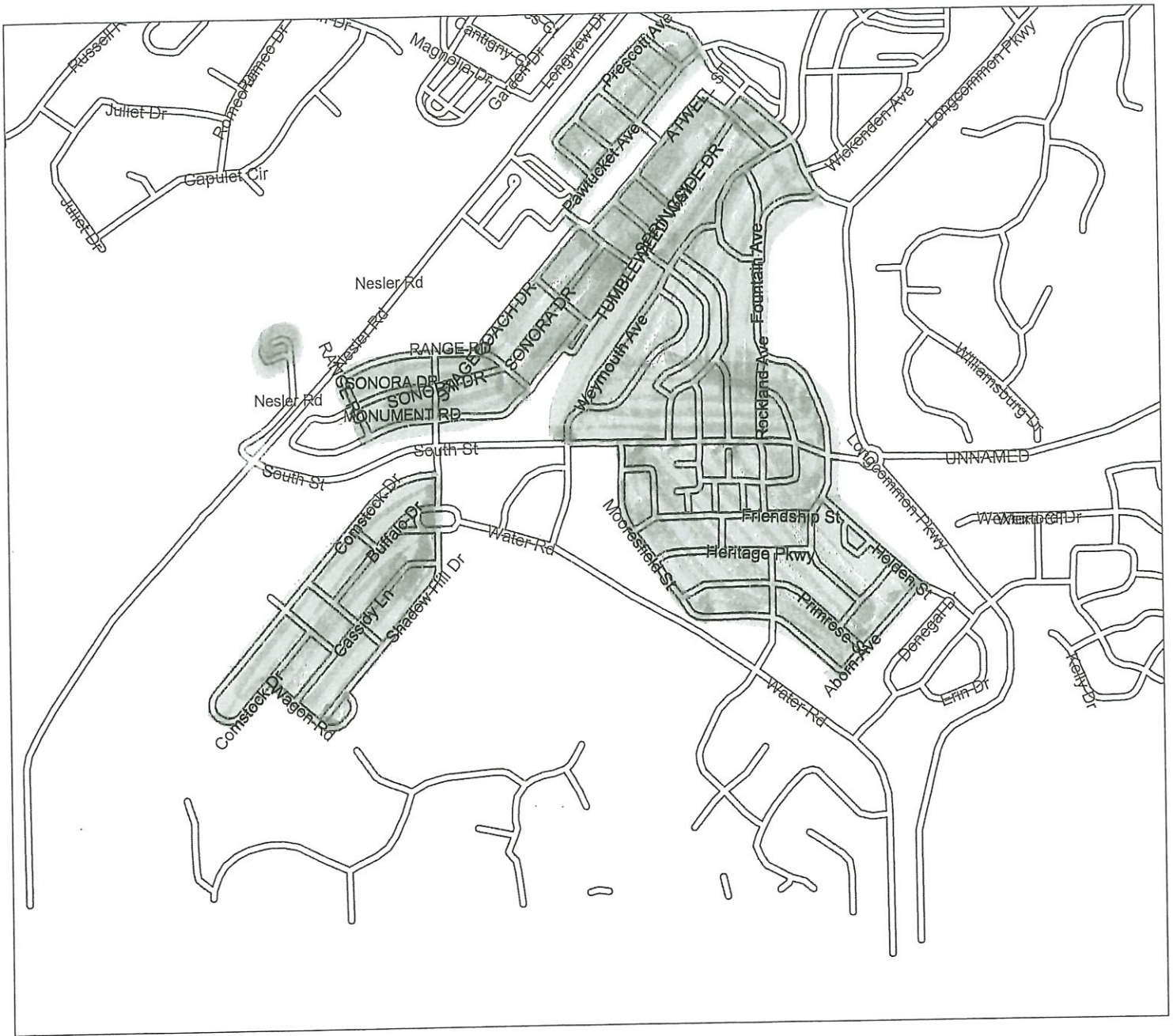
*Mr. Anthony Quigley*

Signature of IDOT Regional Engineer

**Reimbursement Estimate** (This information will have no effect on IDOT's action on the submittal.)

1. Approximately how many students will annually be qualified for busing by this submittal that did not previously qualify for reimbursable busing? 500 students
2. What is the projected additional annual reimbursement that will result from this submittal? \$

# Central Community Unit School District #301 District Map



= Prairie View Elementary School.



= AREA STUDENTS LIVE THAT QUALIFY FOR THIS HAZARD.

= Intersection of South St + Nesler (Hazard)

Verified	P3	P4	K	1	2	3	4	5	6	7	8	9	10	11	12	Total
CT	2	13	84	78	104	94	102	101								578
HBT	4	28	69	83	90	80	96	69								519
LL			34	32	23	46	34	37								206
PV	9	10	99	96	117	97	108	105								641
PKMS									319	318						637
CMS											323					323
CHS												344	304	277	242	1167
Total	15	51	286	289	334	317	340	312	319	318	323	344	304	277	242	4071

Not Verified	P3	P4	K	1	2	3	4	5	6	7	8	9	10	11	12	Total
CT	2	3	5	0	10	11	9	9								49
HBT	2	4	12	9	11	8	10	8								64
LL	0	0	3	2	4	3	2	2								16
PV	1	1	1	2	3	6	3	1								18
PKMS									5	8						13
CMS											5					5
CHS												13	12	15	18	58
Total	5	8	21	13	28	28	24	20	5	8	5	13	12	15	18	223





Pam Israelson &lt;pam.israelson@central301.net&gt;

---

## SmartProcure Public Records Request Fulfilled Confirmation

1 message

---

**Bethany Simpson** <bsimpson@smartprocure.com>

Mon, Jul 23, 2018 at 11:56 AM

To: pam.israelson@central301.net

Good afternoon,

Thank you for taking the time to upload the requested information, hope you have a great week.

This email serves as confirmation that we have received records from Central Community Unit School District No. 301. SmartProcure thanks you for taking the time to answer our request. We will begin the process of combining your records with thousands of other government agencies' records nationwide.

Government purchasing agents use the records to save research time, negotiate better pricing with vendors, get quotes, or simply to find new vendors.

Again, we appreciate your assistance.

Best regards,

**Bethany Simpson**

Data Acquisition Specialist

**SmartProcure**Email: [bsimpson@smartprocure.com](mailto:bsimpson@smartprocure.com)

New Direct Phone #: 954-420-9900 ext: 684



Pam Israelson &lt;pam.israelson@central301.net&gt;

---

**RE: [EXTERNAL] Re: 7.31.2018 FOIA request from NBC5 Chicago**

1 message

---

**Navarro, Aaron (NBCUniversal)** <Aaron.Navarro@nbcuni.com>  
To: Pam Israelson <pam.israelson@central301.net>

Wed, Aug 1, 2018 at 5:15 PM

Pam,

Thanks for getting back to us! If we have any further questions I'll let you know, but I think we're good for now.

Have a good day!

**Aaron Navarro**NBC 5 Chicago Investigates Researcher  
o. 312.836.5804

454 North Columbus Dr. Chicago, IL 60611

**From:** Pam Israelson [mailto:pam.israelson@central301.net]  
**Sent:** Wednesday, August 01, 2018 2:29 PM  
**To:** Navarro, Aaron (NBCUniversal)  
**Subject:** [EXTERNAL] Re: 7.31.2018 FOIA request from NBC5 Chicago

Good Afternoon Aaron,

Attached you will find the information requested in your recent FOIA. Please let me know if you need additional information.

Thank you

Pam Israelson

**Pam Israelson**  
Secretary to the Superintendent  
Central CUSD 301  
275 South St.  
P.O. Box 396

Burlington, IL 60109  
847-464-6005  
847-464-6021 fax

On Tue, Jul 31, 2018 at 12:22 PM, Navarro, Aaron (NBCUniversal) <Aaron.Navarro@nbcuni.com> wrote:

454 North Columbus Drive      A Division of National Broadcasting  
Chicago, IL 60611-5555      Company, Inc.  
312-836-5555      [www.nbcchicago.com](http://www.nbcchicago.com)



July 31, 2018

Pam Israelson  
Freedom of Information Officer  
Central Community Unit School District 301  
P.O. Box 396  
Burlington, IL 60109-396

Sent via e-mail to: [pam.israelson@central301.net](mailto:pam.israelson@central301.net)

Re: Freedom of Information Act request from NBC5 Chicago

This is a request under the Illinois Freedom of Information Act. I am sending this request to public and charter school districts throughout the Chicago area.

Last year my colleague at NBC5 Investigates, Tim Johns, made a similar request to you, based on documents that are required as part of Public Act 099-0831, which says in part:

“Beginning with the 2016-2017 school year, an association or other entity that has, as one of its purposes, promoting, sponsoring, regulating, or in any manner providing for interscholastic athletics or any form of athletic competition among high schools and high school students within this State shall require all member schools that have certified athletic trainers to complete a monthly report on student-athletes at the member school who have sustained a concussion during a school-sponsored activity overseen by the athletic trainer or when the athletic director is made aware of a concussion sustained by a student during a school-sponsored event. All reporting must be anonymous as it relates to student names.”

In response to our request last year, your district was kind enough to respond with all monthly reports (if any) prepared and/or submitted by all schools and/or departments within Central Community Unit School District 301 relating to student athletes who sustained concussions during the 2016-2017 school year. Thank you for that response.

We are now updating this story with another year's worth of reports of concussions, and so I am requesting that you now provide me with reports for the 2017-2018 school year.

Please send all requested documentation to me at [aaron.navarro@nbcuni.com](mailto:aaron.navarro@nbcuni.com) . If for some reason you are not able to send these documents via e-mail, please contact me as soon as possible so that I can make other arrangements to get this material from you. And if there is any way in which I can help you with this request, I would be happy to do so.

Because these records are in the public interest, I ask that you waive any reproduction fee. And if you deny this request, please tell me on what grounds, and to whom I should appeal.

If you have any questions concerning this request or need any additional information, please don't hesitate to contact me at [aaron.navarro@nbcuni.com](mailto:aaron.navarro@nbcuni.com) or at 312-836-5804. Thank you so much for your time and consideration in this matter.

Sincerely,

Aaron Navarro

Researcher

NBC5 Chicago

Central High School / IHSA Concussion Report

Date	Sport Code	Gender	Class	Location	Surface	Explanation
5/9/2018	SOG	F	Sophomore	Game	natural (grass)	
4/1/2018						no concussions (April)
3/29/2018	SOG	F	Sophomore	Game	artificial surface	
2/3/2018	WR	M	Junior	Game	artificial surface	
2/3/2018	WR	M	Junior	Game	artificial surface	
1/1/2018						no concussions (January)
12/1/2017						no concussions (December)
11/30/2017	CHC	F	Sophomore	Practice	Artificial surface	
11/20/2017	BKG	F	Freshman	Practice	Artificial surface	
11/18/2017	CHC	F	Freshman	Practice	Artificial surface	
11/16/2017	CHC	F	Junior	Practice	Artificial surface	
11/15/2017	WR	M	Sophomore	Practice	other	
11/7/2017	CHC	F	Freshman	Practice	Artificial surface	
10/2/2017	FB	M	Freshman	Game	Natural (grass)	
9/19/2017	CHC	F	Sophomore	Practice	other	
9/18/2017	FB	M	Freshman	Game	Natural (grass)	
9/15/2017	FB	M	Junior	Game	Natural (grass)	
8/1/2017						no concussions (August)
7/1/2017						no concussions (July)
4/24/2017	SOG	F	Freshman	Game	Natural (grass)	
4/10/2017	SOG	F	Sophomore	Game	Natural (grass)	
4/10/2017	SOG	F	Sophomore	Game	Natural (grass)	
3/13/2017	SOG	F	Freshman	Practice	Natural (grass)	
12/1/2016						no concussions (December)
11/1/2016	FB	M	Junior	Practice	Natural (grass)	
10/5/2016	VBG	F	Sophomore	Practice	Artificial surface	
9/27/2016	SOB	M	Junior	Game	Natural (grass)	
9/14/2016	FB	M	Sophomore	Practice	Natural (grass)	
9/10/2016	SOB	M	Senior	Game	Natural (grass)	
9/10/2016	SOB	M	Junior	Game	Natural (grass)	
9/1/2016	FB	M	Freshman	Practice	Natural (grass)	