



Corvallis
SCHOOL DISTRICT

NOTICE

NOTICE IS HEREBY GIVEN of a meeting of the Corvallis School District Board of Directors.

Date & Time	Meeting Type	Location	Agenda
Thursday, December 15, 2022 5:30 PM	Regular	Gymnasium at Lincoln Elementary School, 110 SE Alexander Avenue, Corvallis, OR 97333	See attached.

Accessibility: *To request accommodations for board meetings, please contact Kim Nelson at 541-757-5841 or kim.nelson@corvallis.k12.or.us at least 48 hours before the meeting.*

If you would like to watch live-streaming of the School Board meeting, please navigate to the District's YouTube channel: <https://www.youtube.com/channel/UC9Jtpte5dmilZI9kySBJbVQ?> A recording of the meeting will also be posted to that channel.

POSTED: Corvallis School District Administration Building
Hans Boyle, Education Editor, Gazette Times (Via Email)

For more information, please contact Kim Nelson at 541-757-5841 or at kimberly.nelson@corvallis.k12.or.us



Corvallis

SCHOOL DISTRICT

Thursday, December 15, 2022
5:30 PM

AGENDA
Special Meeting of the
BOARD OF DIRECTORS
Corvallis School District 509J

Meeting Details: Thursday, December 15, 2022, 5:30 PM in the Gymnasium at Lincoln Elementary School, 110 SE Alexander Avenue, Corvallis, OR 97333.

If you would like to watch live-streaming of the School Board meeting, please navigate to the District's YouTube channel: <https://www.youtube.com/channel/UC9Jtpte5dmilZI9kySBJbVQ?> A recording of the meeting will also be posted to that channel.

- I. CALL TO ORDER AND ROLL CALL (5:30 p.m.)*
The Board and presenters will have dinner from 5:30 p.m. - 6:00 p.m. and then proceed with the SIP presentations.
- II. WELCOME AND INTRODUCTIONS (6:00 p.m.)*
- III. SCHOOL IMPROVEMENT PLANS (6:15 p.m.)*
During the SIP presentations, participants will move around the room, and audio may be limited.
 - III.A. Cheldelin Middle School

School Improvement Plan Overview



December 2022

Where are we now?



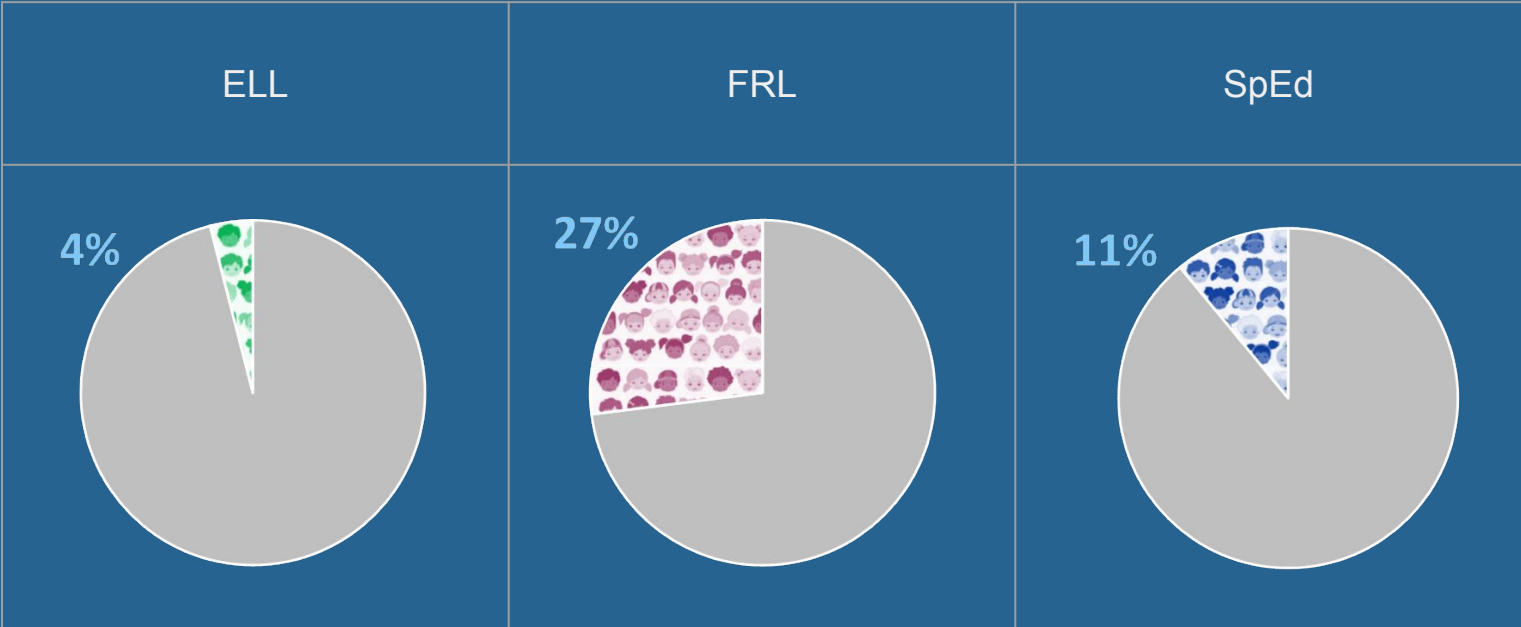
Who are we?

School Enrollment

565

Students

Program Enrollment



Teacher/Student Race & Ethnicity Data

Staff

Students

0.0% | AI/AN | 1.5%

0.0% | Asian | 10.3%

3.2% | Black | 4.5%

0.0% | NH/PI | 1.5%

6.3% | Latinx | 10.3%

96.8%

White

91.9%





GO COUGS
WE LOVE YOU!!
Scarlett Morgan Georgia bella
Josie Hannah Ashley E...
yasmeen Mimi Zarni

How do people experience our school?

How are our students doing?



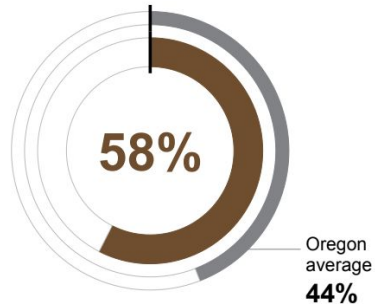
Student Achievement

Our state scores look promising coming off of the pandemic. However, CMS has seen a reduction in STAR Scores continuously for the past seven years, both in Math and ELA. While our SIP goals focus beyond academics, we are working to turn around these scores by the following: Advisor Interventions, RTI class, specific focused skill labs. We believe that if students feel safe and part of a community/belonging this too will support a rebound of those scores.

Academic Success

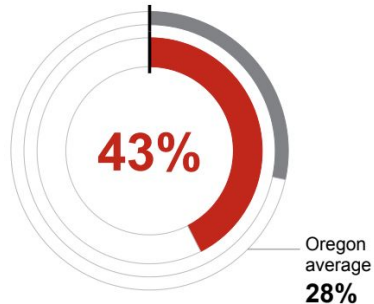
ENGLISH LANGUAGE ARTS

Students meeting state grade-level expectations.



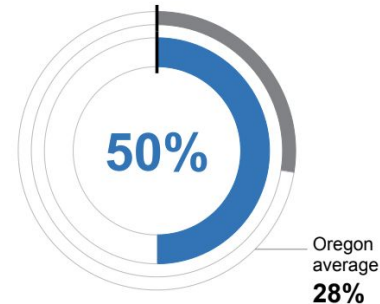
MATHEMATICS

Students meeting state grade-level expectations.



SCIENCE

Students meeting state grade-level expectations.



Why do we exist?



Mission or Vision

UNDER CONSTRUCTION

We are working with our School Leadership Team to refine our practices and evaluate our mission and vision statements to better reflect our current school and students.

“Our mission is to foster each individual's growth - academically, emotionally, and socially - by challenging, engaging and inspiring all students. We endeavor to provide each student with diverse and rigorous educational opportunities. Multiple learning styles and abilities are addressed in each class through differentiated instructional strategies. The school community works to educate the whole child with a number of enrichment opportunities, electives, student clubs, and extracurricular activities. These all work together to connect students and families to our school community.”

Where do we
want to go?



School Goal

To improve campus **culture** and foster increased positive **relationships** between students and staff to levels recorded prior to the pandemic.



Objective 1: Relationships

By spring 2023, based on the youth truth survey data, all students will report an increase (50th percentile to **57th percentile**) in the degree to which they feel they receive support and personal attention from their teachers.

Objective 2: School Culture

By Spring of 2023, based on Youth Truth data, all students will report an increase (40th percentile to **50th percentile**) in the degree to which students believe that their school fosters a culture of respect and fairness.

**How are we going to
get to where we want
to be?**

Strategies for Objective 1: Relationships

The principal mechanism for campus wide culture and relationships will be through our trifold curriculum around **equity**, **AVID**, and **Character Strong**. Supplemental to that will be intentional professional learning through our early release schedules, and monthly integration into staff meetings along with Canvas community discussion boards to promote conversation about positive practices.

Strategies for Objective 2: School Culture

Our primary methodology for bolstering relationships between our students and our staff will follow activities and strategies from **Character Strong** curriculum. “Four at the door + One More” is one such strategy.

[One of the high leverage strategies educators can infuse into their daily practice, that produces on average 20% more Academic Engaged Time in the average hour long class, is intentionally greeting students at the door. It is not enough to just stand there.]

In addition, **equity lessons** that are adapted for grade level, will promote trust and fairness to represent the diversity of our students.

CMS CELEBRATIONS!

Attendance!
Our student
body has
returned this
school year to
the rate of
92%!!

Extracurricular!!

The CMS
student has
many options!

- Choir
- Sports
- Orchestra
- Leadership
- SAFE
- Theater

Aquaculture!
A newly added
class to
promote
attendance and
engagement!



Corvallis

SCHOOL DISTRICT

III.B. College Hill High School

School Improvement Plan Overview



December 2022

Where are we now?

Who are
we?

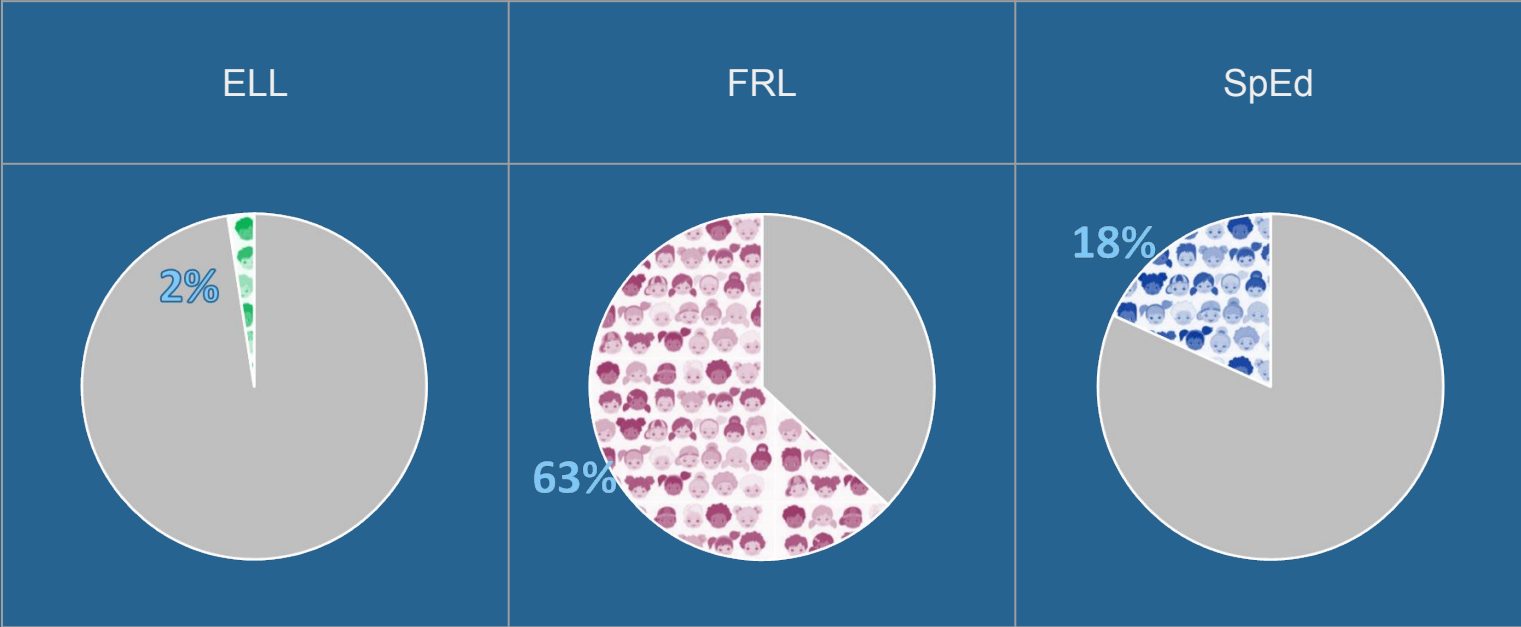


School Enrollment

203

Students


Program Enrollment



Teacher/Student Race & Ethnicity Data

Staff

Students

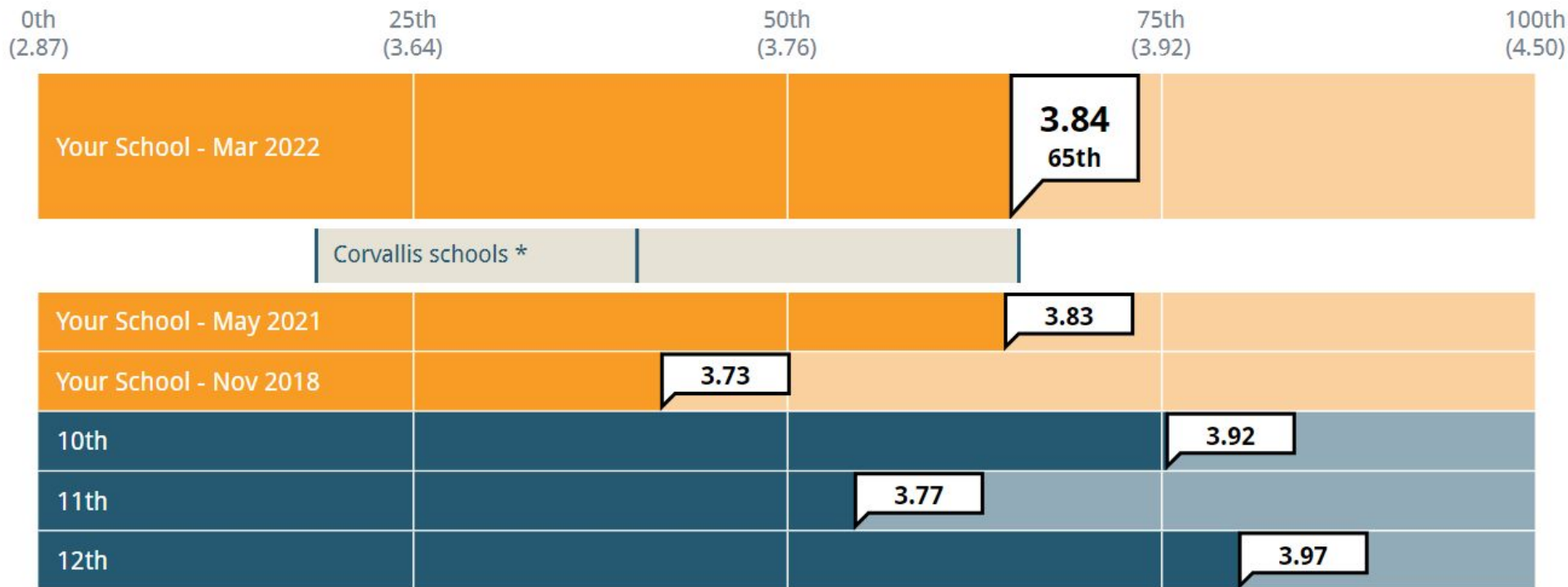


How do people
experience our
school?



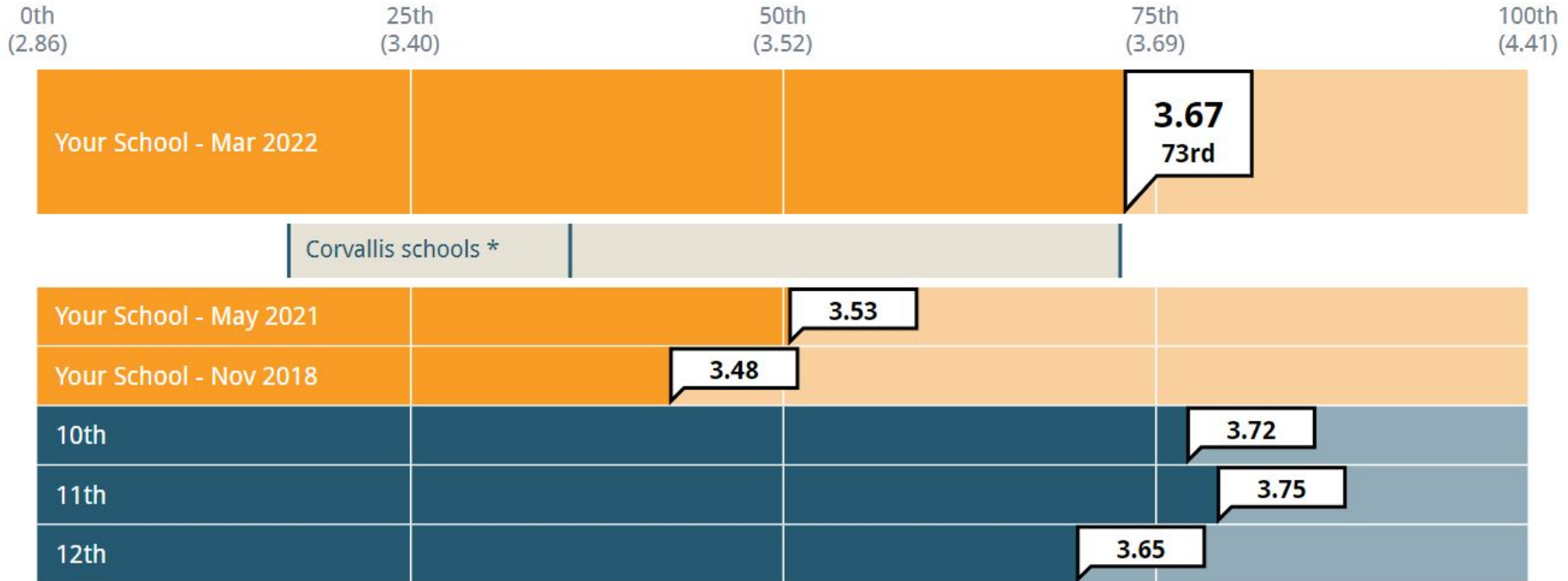
Academic Challenge Summary Measure

This summary measure describes the degree to which students feel that they are challenged by their coursework and teachers.



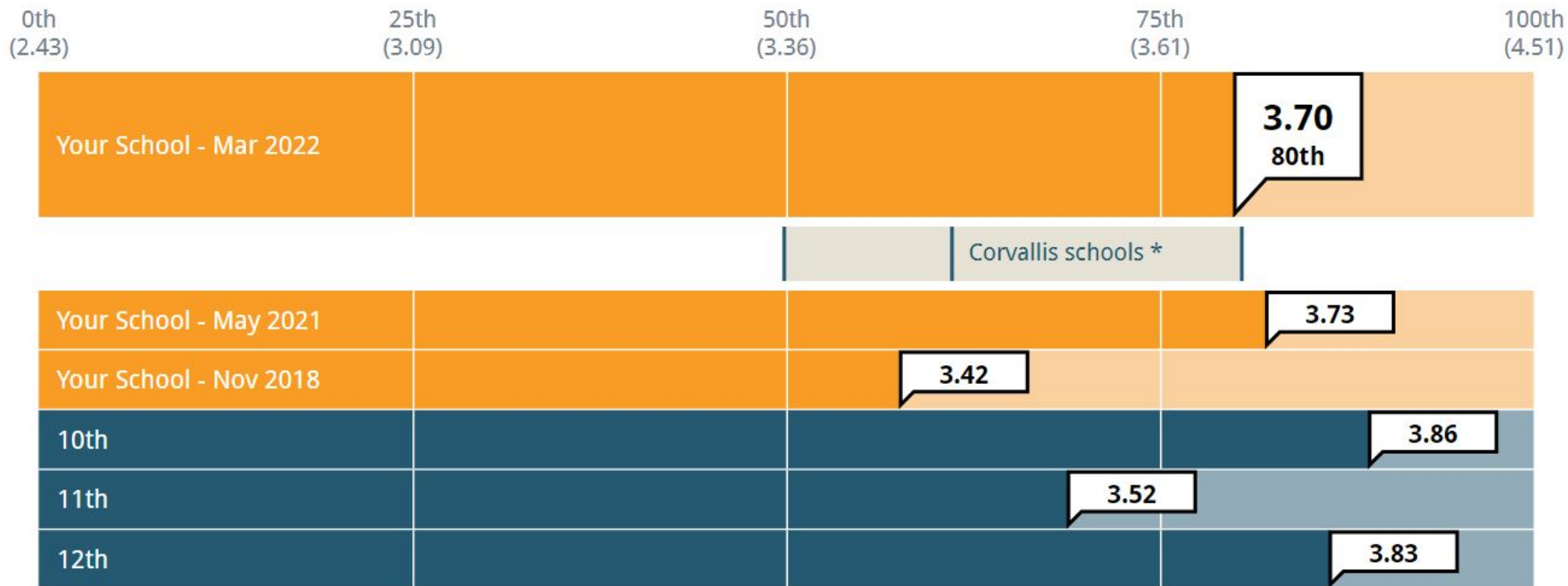
Engagement Summary Measure

This summary measure describes the degree to which students perceive themselves as engaged with their school and their education.



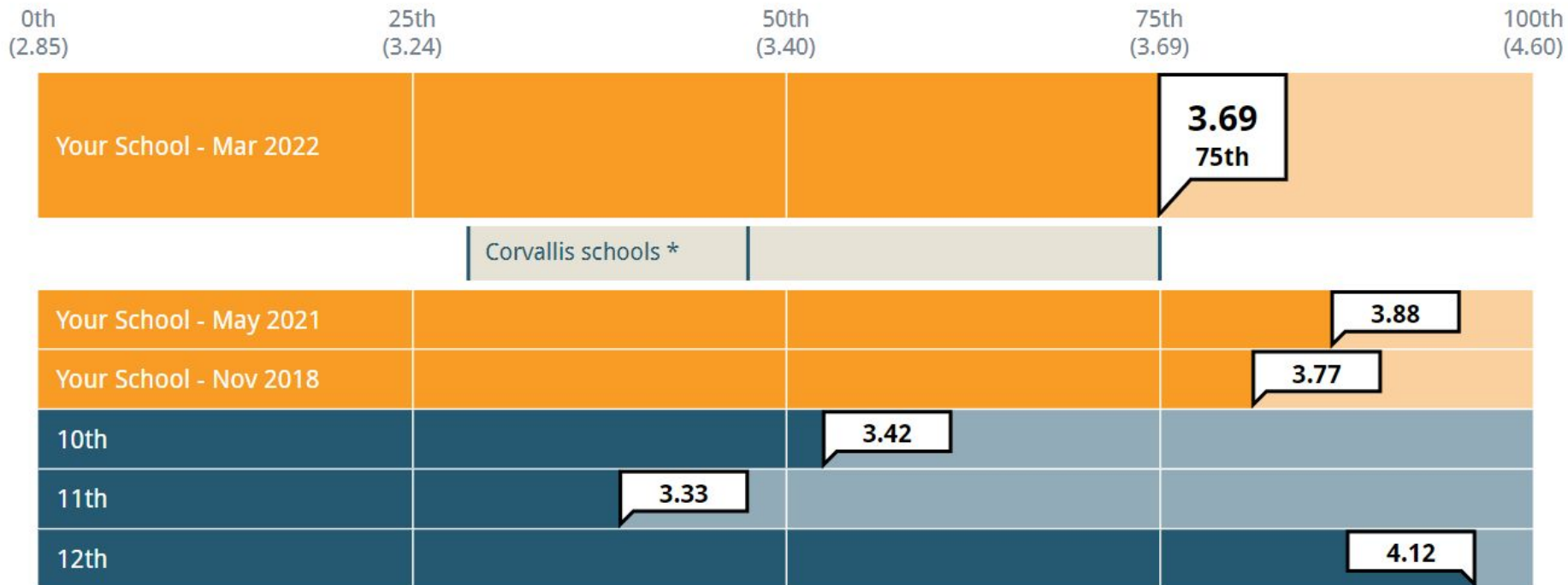
Culture Summary Measure

This summary measure describes the degree to which students believe that their school fosters a culture of respect and fairness.



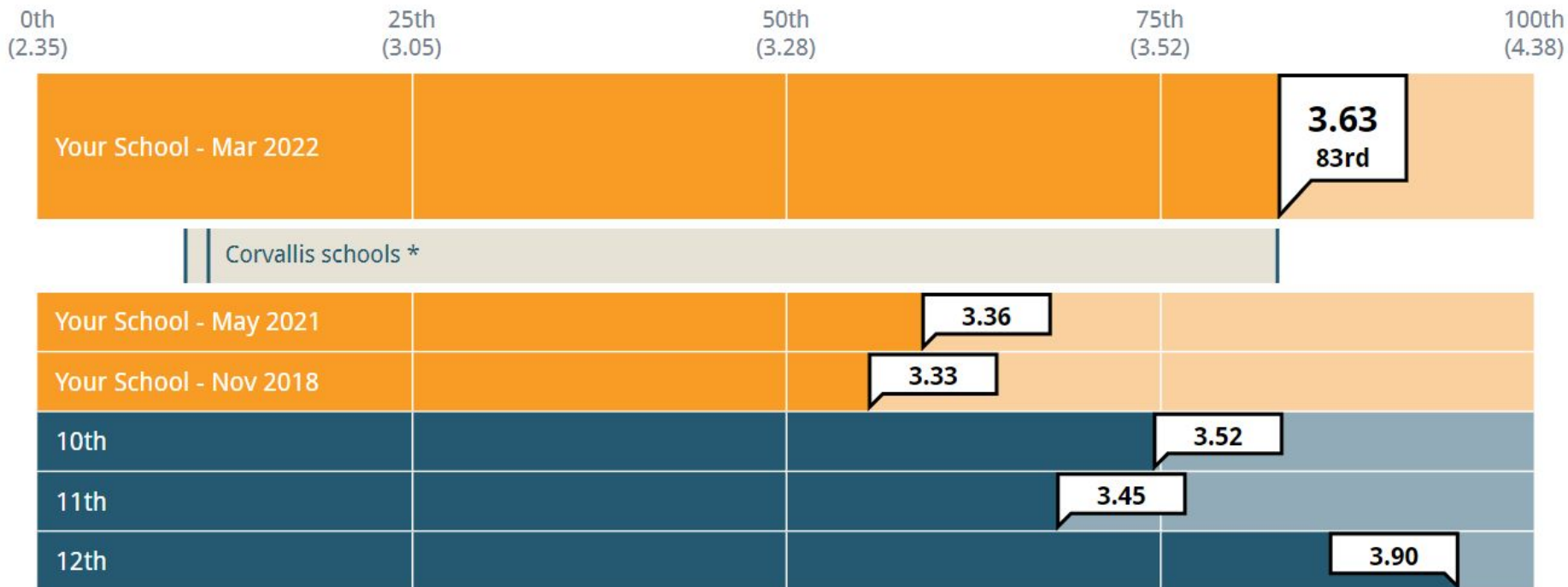
Relationships Summary Measure

This summary measure describes the degree to which students feel they receive support and personal attention from their teachers.



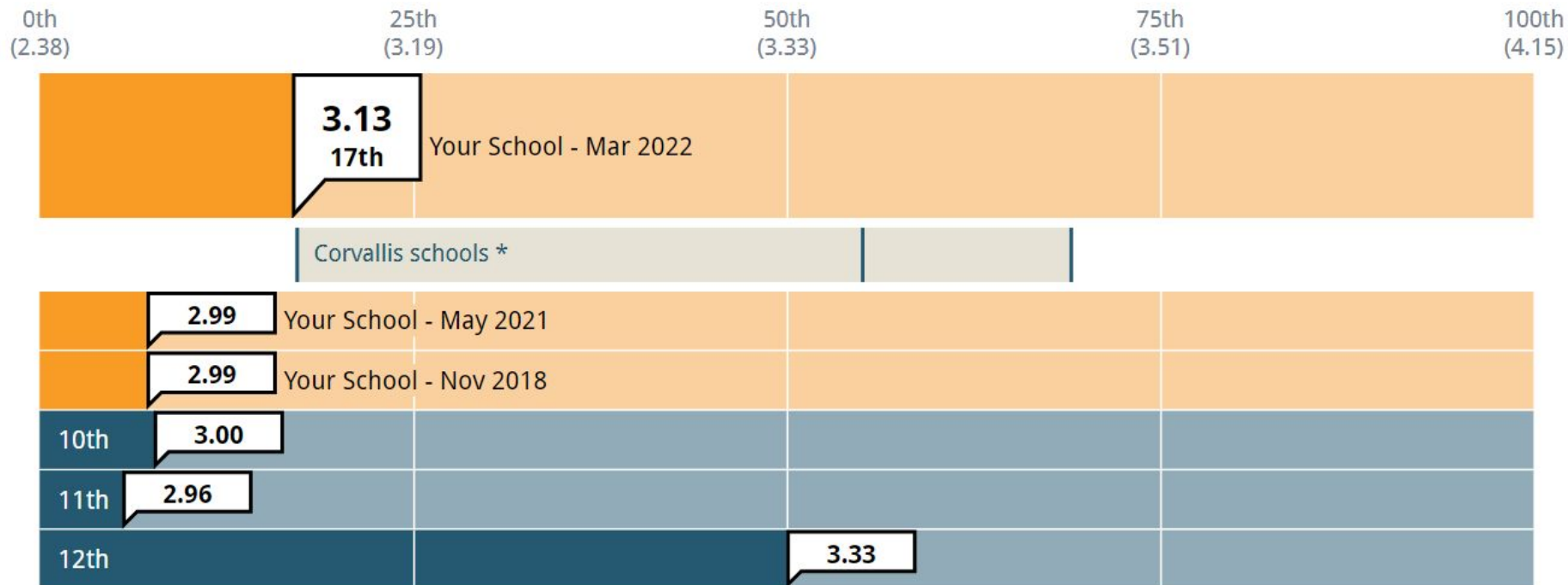
College & Career Readiness Summary Measure

This summary measure describes the degree to which students feel equipped to pursue college and careers.



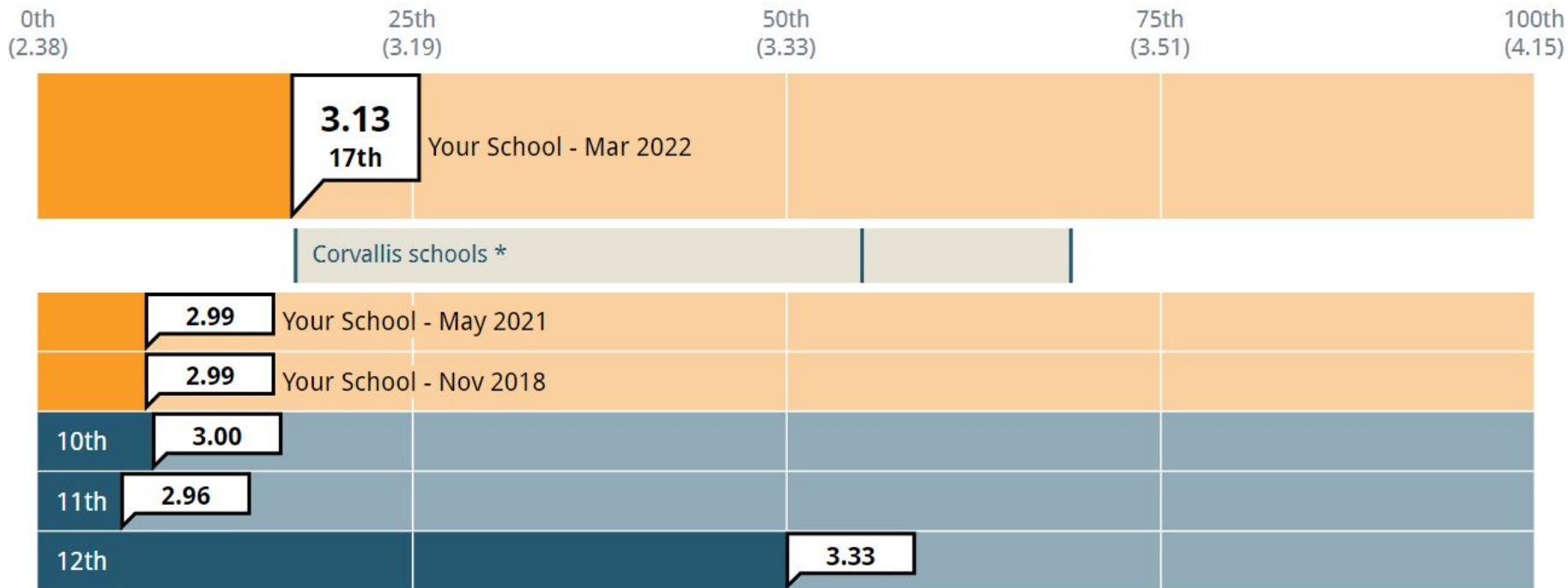
Belonging & Peer Collaboration Summary Measure

This summary measure describes the degree to which students feel welcome at their school and have collaborative relationships with their classmates.



Belonging & Peer Collaboration Summary Measure

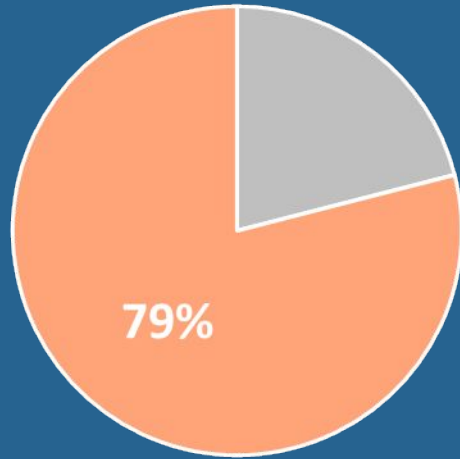
This summary measure describes the degree to which students feel welcome at their school and have collaborative relationships with their classmates.



How are our
students
doing?



Student Achievement - Estimated 5 Year Completer Rate



- 35 Reg/Mod Diploma
- 2 GED
- 2 Continuing Enrollment
- 8 Non-Completers


**Where do we want to
be?**

Why do we exist?



We Do Tough Things

Where do
we want
to go?



School Goal

Every College Hill
Student Graduates



Objective 1:

By August 2023, 85% of students in the 2018-2019 cohort will meet the criteria for 5 Year Completers.

School Goal 2

Every College Hill Graduate
has a concrete plan to carry
them to their next steps in
their lives.

Objective 1:

By Summer 2023, 85 % of
College Hill graduates have a
solid, concrete plan.

**How are we going to
get to where we want
to be?**

Strategies

Every student graduates

- Hope as a tool
 - Monthly Assemblies highlighting careers, successful speakers, and successful community members of diverse backgrounds.

Every student has a concrete plan

- Real-world certifications
- Connect with LBCC to increase awareness of programs – visit campus again!
- Internships as a regular part of our practice.
- Industry certifications – ODL, CDL, First Aid/CPR, Coding
- Internship Course



Corvallis

SCHOOL DISTRICT

III.C. Corvallis High School

School Improvement Plan Overview



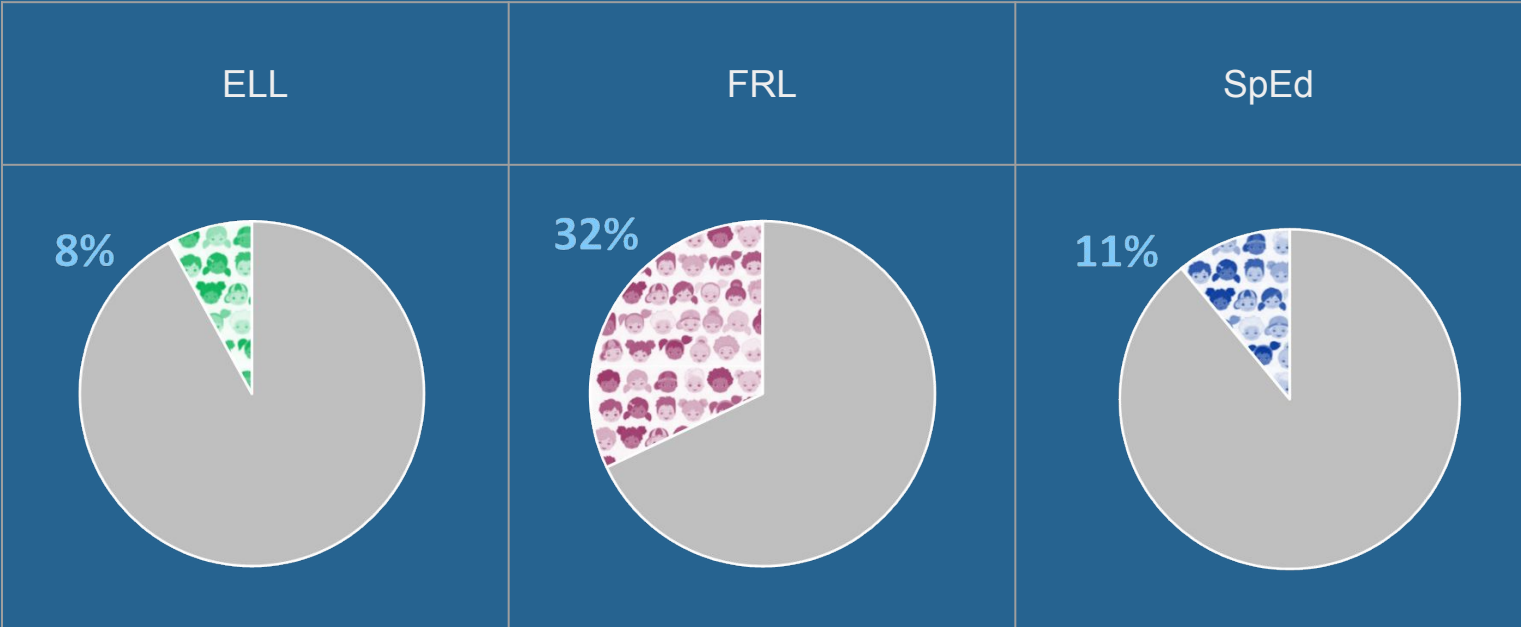
December 2022

School Enrollment

1171

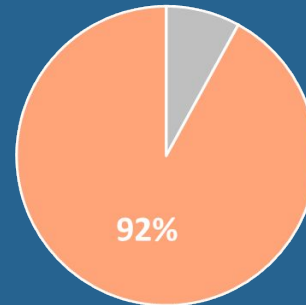
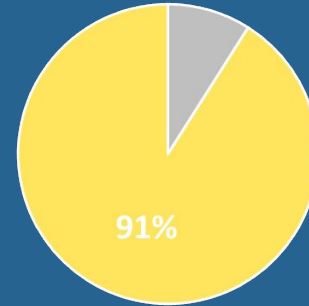
Students

Program Enrollment



Student Achievement

- **On-time graduation=91%**
- **On-track to graduate=92%**



Teacher/Student Race & Ethnicity Data

Staff

Students

3.3% ■ AI/AN 10.0%

4.1% ■ Asian 7.8%

3.3% ■ Black 4.2%

0.0% ■ NH/PI 1.0%

8.9% ■ Latinx 25.2%

93.5% ■ White

88.2%



Corvallis High School Core Values

Be Resilient

Practice Empathy

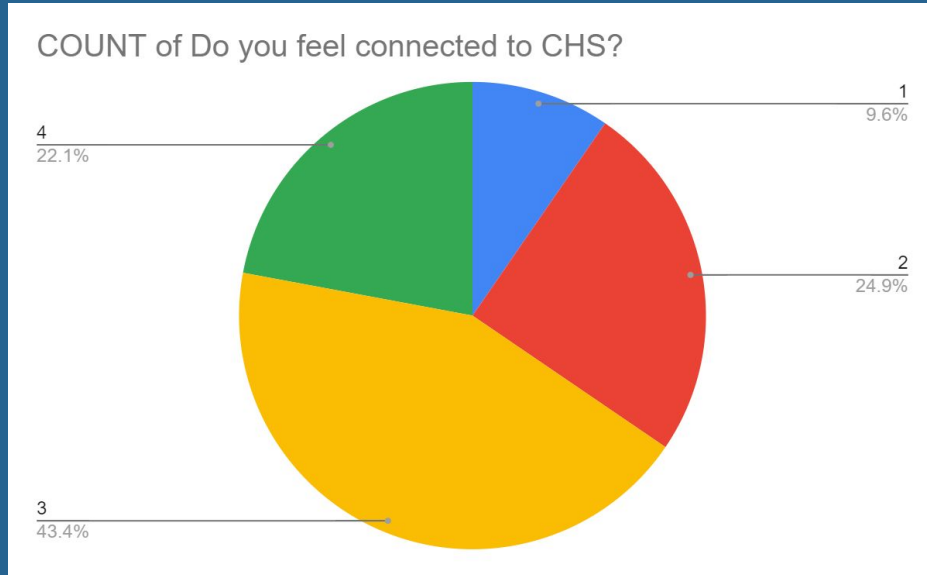
Take Personal Responsibility



**Where are we now &
where do we want to
go?**

**Do our students feel
connected to our
school?**

Student Experience: sense of connection



Students were asked 'Do you feel connected at CHS?'

1: No, I don't feel connected

4: Yes, I feel connected

35% of students scored a 1 or 2

~ 70% of these students have identified a trusted adult at CHS

School Goal #1

- **Increase student sense of connection and belonging to CHS and staff**

Objectives:

- **Ensure all students have a trusted adult connection at CHS.**
- **Improve attendance and academic achievement of students who have reported a lack of connection.**

Strategies - Goal 1

Strategy & action

- **Staff PD to frame the 'why' & 'how'**
- **Student survey (in class & email options)**
- **Purposeful staff connect with students scoring 1 or 2**
- **Data collection, analysis and outcomes check/conclusions**
- **Outcome driven next step for semester 2**

School Goal #2

- **All student groups will exceed 95% in terms of 9th grade on-track.**

Objectives:

Freshman on track rate will be 95% or above

- **White (93%), Asian (100%), Multi-racial (96%), Latinx (83%), EL (75%), and students with disabilities (81%)**

Strategies - Goal 2

Strategy & action

- **Additional CHS Prep class to support students at the start of Quarter 2**
- **Health 1/Spartan Success classes**
- **Tier 1 / Tier 2 structured support and intervention**
- **After school tutoring**

School Goal 3

Overall CHS graduation rate will be above 90%, including an 80% graduation rate for students with disabilities.

Objectives:

Freshman on track rate will be 95% or above

- **White (93%), Asian (100%), Multi-racial (96%), Latinx (83%), EL (75%), and students with disabilities (81%)**

Strategies - Goal 3

Strategy & action

- **Senior seminar converting to CHS Prep**
- **Increased Focus Skills Development classes**
- **Tier 1 / Tier 2 structured support and intervention**
- **Staffing meetings during conferences (parents, students, counselors, teachers, administrators).**

CELEBRATIONS

The background is a dark blue gradient. In the top left, there is a large, light blue circular shape representing a planet or moon. In the top right, there is a stylized satellite with green and blue panels. In the bottom right, there is a rocket launching upwards, leaving a white trail. The bottom of the slide features a light blue horizontal band with stylized white clouds.

- **Increased student & community involvement in clubs, sports, extra-curricular post COVID.**
- **Improved systems for quick identification of students in need.**
- **Focus on relationships and student connection, easier since COVID restrictions have eased.**
- **This will be the largest DLI graduating cohort (~64).**
- **In person classroom presentations by counselors, college reps, and community members have restarted.**



Corvallis

SCHOOL DISTRICT

III.D. Crescent Valley High School

School Improvement Plan Overview



Crescent Valley High School
December 2022

Where are we now?

Who are we?

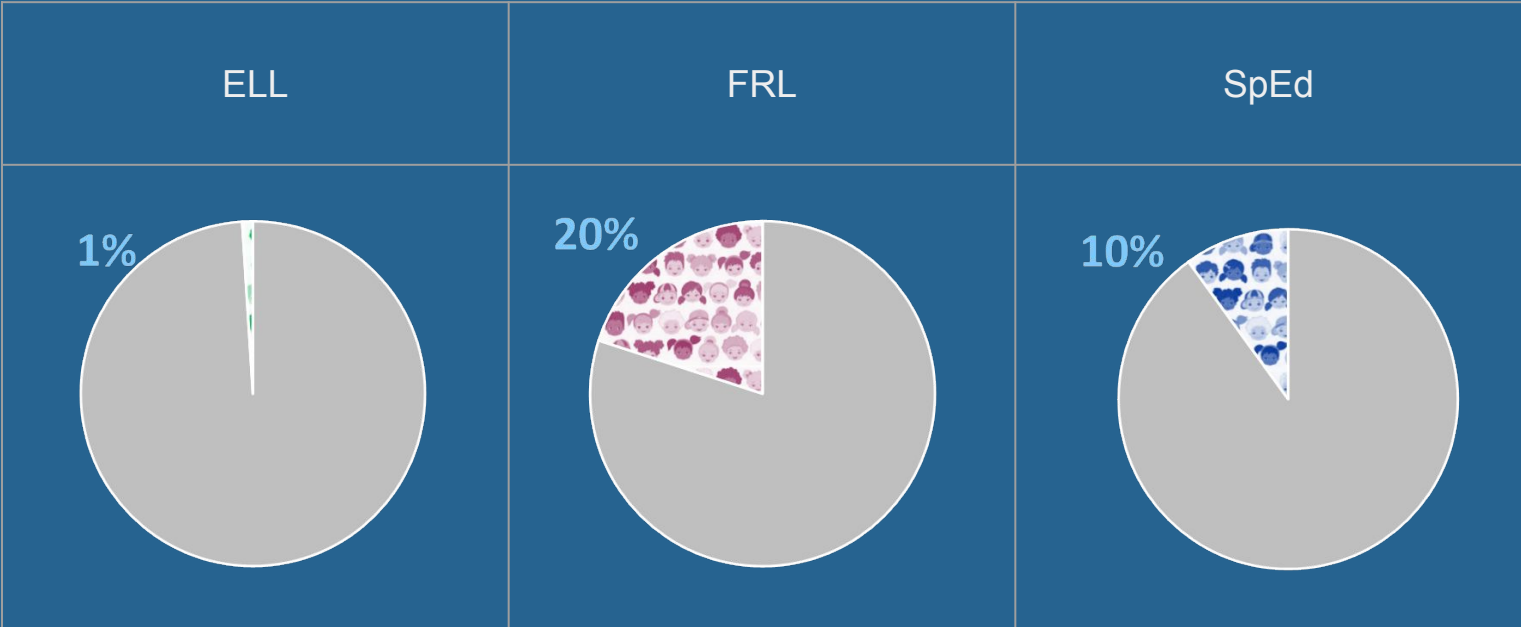


School Enrollment

892

Students


Program Enrollment



Teacher/Student Race & Ethnicity Data

Staff

Students



How do people experience our school?



Student Experience

Youth Truth - March 2022 results:


74% of CVHS students feel most adults in this school treat them with respect.

82% of CVHS students feel that adults from their school respect people of different sexual orientations (e.g. gay, straight, bisexual, etc.).

74% of CVHS students feel safe at school.

85% of CVHS students feel like their teachers believe that they can get good grades if they try.

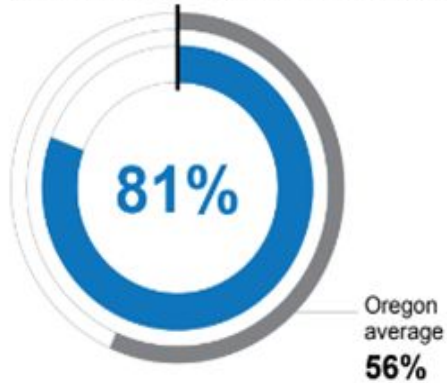
How are our students doing?



Student Achievement

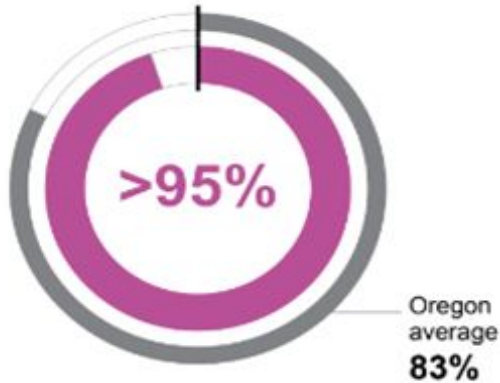
COLLEGE GOING

Students enrolling in a two or four year college within 16 months of completing high school in 2019-20. Data from the National Student Clearinghouse.



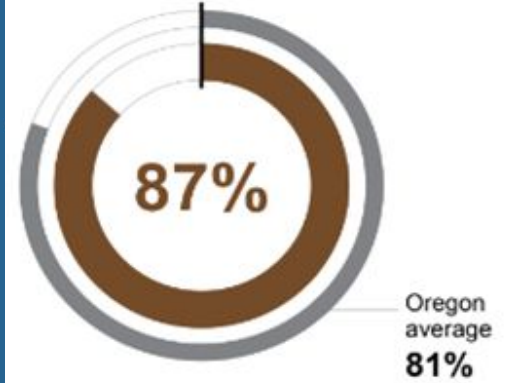
ON-TRACK TO GRADUATE

Students earning one-quarter of graduation credits in their 9th grade year.



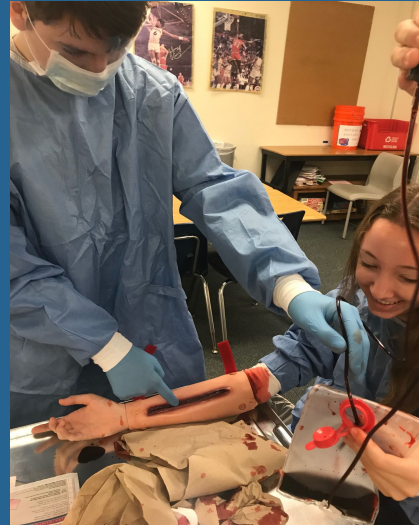
ON-TIME GRADUATION

Students earning a diploma within four years. Cohort includes students who were first-time ninth graders in 2017-18 graduating in 2020-21.



**Where do we
want to be?**

Why do we exist?



MISSION:

Through rigorous and relevant learning, inspire students to be reflective, develop individual potential and pursue unique personal and career interests.

VISION:

Our vision is that Crescent Valley High School will nurture students to grow as responsible citizens, engaged learners and prepared for the transition to life beyond high school. In order to reach high levels of achievement and personal success, all individuals within the Crescent Valley community strive to think and communicate effectively, demonstrate integrity, show kindness and be positive role models. Our students also will be self-reliant and able to tackle new challenges with confidence and skill.

Where do
we want
to go?



School Goal 1

**70% or Higher
Overall Regular
Attendance Rate**

Objective 1:

- **Connect students, struggling with attendance, to a trusted adult on campus**

Objective 2:

- **Develop a communication system to use with students and families when a student falls below the threshold of attendance rate**

School Goal 2

**90% or higher
9th grade on track for
graduation**

Objective 1:

- **All 9th grade students will be enrolled in a Raider Success class:**
 - **Correlation between attendance and grades**
 - **Understanding credits, graduation requirements, and transcripts**
 - **Boosting academic skills and motivation**
 - **Setting and achieving long-term goals**
 - **CIS - Career Information Systems**

Objective 2:

- **9th Grade Data Team will meet once a month to continually review group and individual student data, looking for patterns and linkages with risk factors, including attendance, grades, and credits earned. Identifying these patterns ensures that students receive the help they need to be successful in school.**

**How are we going to
get to where we want
to be?**

Goal 1 - Regular Attendance - Strategies

Connect students, struggling with attendance, to a trusted adult on campus

- **Student and Staff Survey (Adult Connections)**
- **Sort and assign students to an adult**
- **Utilize the 2x10 connection strategy**

Develop a communication system to use with students and families when a student falls below the regular attendance rate threshold

- **Nudge Letters are sent home**
- **Attendance Data Team meetings once a month**

Goal 2 - Strategies - 9th Grade on Track

All 9th grade students will be enrolled in a Raider Success:

- **Correlation between attendance and grades**
- **Understanding credits, graduation requirements, and transcripts**
- **Boosting academic skills and motivation**
- **Setting and achieving long-term goals**
- **CIS - Career Information Systems**

9th Grade Data Team will meet once a month to continually review group and individual student data, looking for patterns and linkages with risk factors, including attendance, grades, and credits earned. Identifying these patterns ensures that students receive the help they need to be successful in school.

CVHS CELEBRATIONS

**Overall
On Track
Grad Rate
is 95%!**

**7 State
Titles in
Athletics**

**100%
Latinx
Grad Rate**

**Open House and
Fall Conferences
were highly
attended!**

**Safe Students
applied for and
received a grant
to paint a Land
Acknowledgment
mural on campus.**

**Robotics
Patent**



Corvallis

SCHOOL DISTRICT

III.E. Franklin K-8 School

School Improvement Plan Overview



December 2022



Where are we now?



Who are
we?

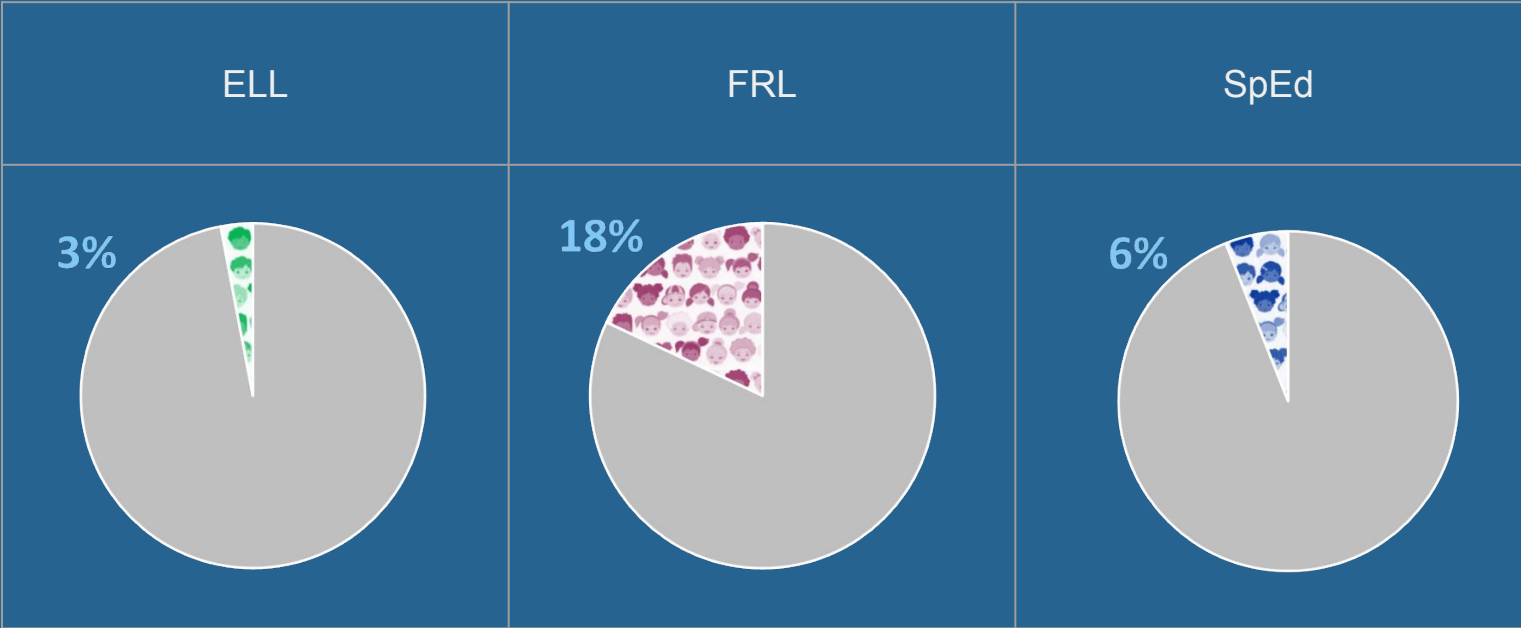


School Enrollment

314

Students


Program Enrollment



Teacher/Student Race & Ethnicity Data

Staff

Students

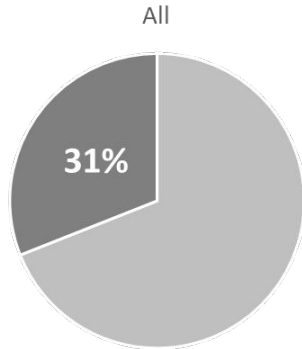


How do
people
experience
our school?

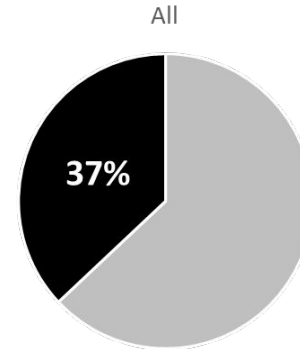


Estimated Positive Responses to Questions about School Culture*

Teacher Experience



Student Experience



Teacher questions focused on direction, consistent discipline, and communication.

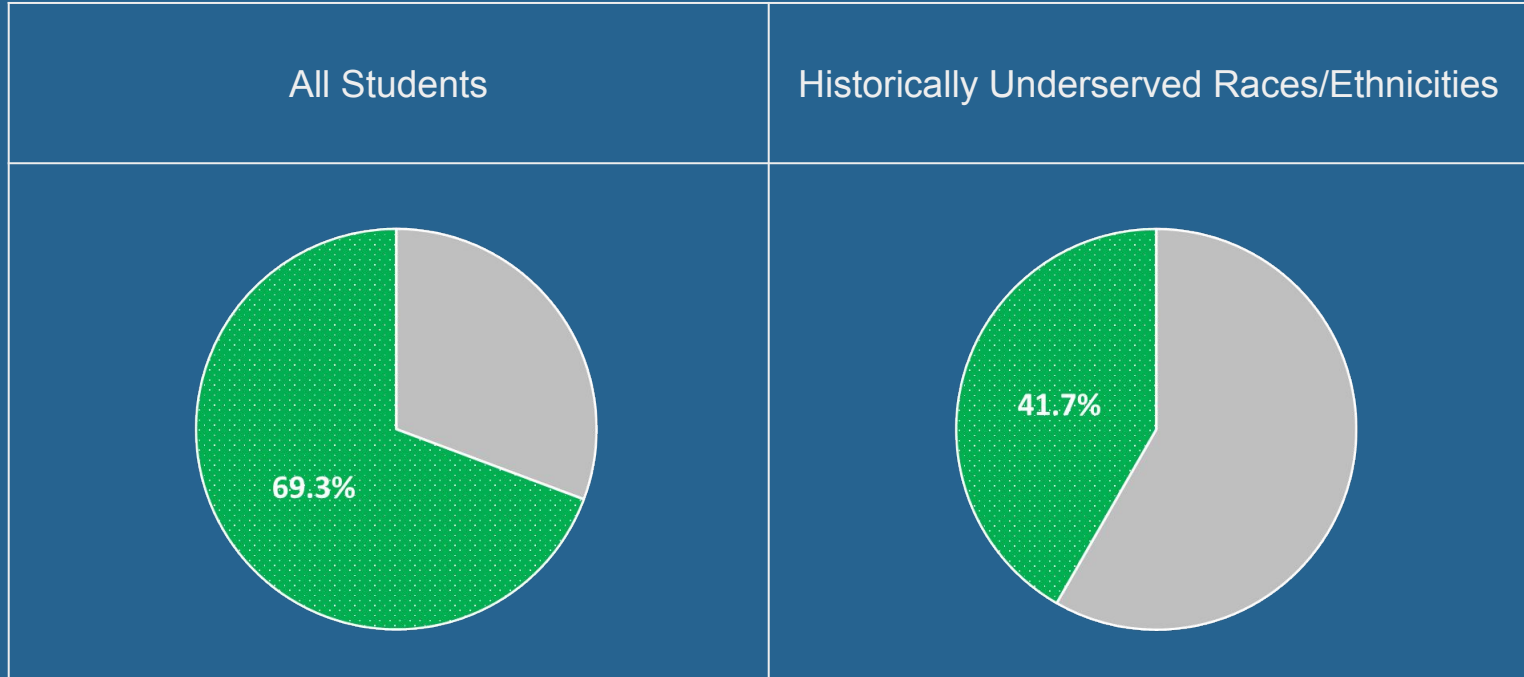
Student questions focused on student engagement, behavior, respecting staff.

*Calculations estimated based on data from separate Elementary School and Middle School Surveys

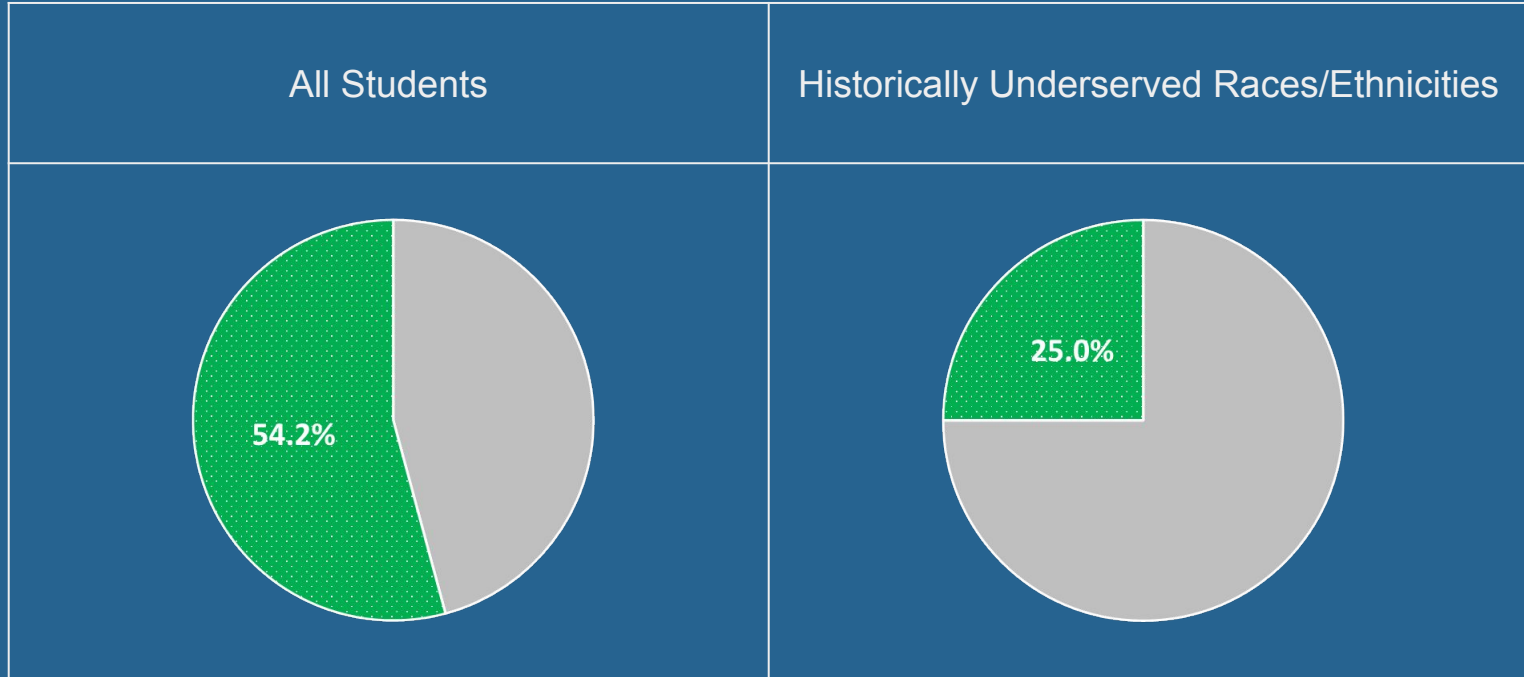
How are
our
students
doing?



Student Performance on ELA SBAC



Student Performance on Math SBAC



**Where do we want to
be?**

**Where do
we want
to go?**



School Goal

At Franklin School, we will engage all of our students through positive relationships, challenging coursework, and many opportunities to succeed.

Objective 1:

Improve Teacher and Student % + in **Culture** rating on YouthTruth survey

In Spring of 2023, 50% of teachers will respond positively to questions about school culture as measured by the YouthTruth survey.

In Spring of 2023, 50% of students will respond positively to questions about school culture as measured by the YouthTruth survey.

Objective 2:

By Spring of 2023, 48% of our students representing historically underserved races will meet the benchmark for grade level standards in ELA as measured by SBAC. This goal allows this population of students to raise ELA achievement level to a Level 3 in 2 years.

21-22 ELA All - 69.3% (level 4)

21-22 ELA underserved races 41.7% - (level 2)

By Spring of 2023, 34% of our students representing historically underserved races will meet the benchmark for grade level standards in Math as measured by SBAC. This goal allows this population of students to raise math achievement level to a Level 3 in 2 years. Additionally, By Spring of 2023, 58% of all of our students will meet the benchmark for grade level standards in Math as measured by SBAC. This goal will be the first of two steps allowing Franklin to reach the Level 4 achievement level in two years.

21-22 Math All 54.2% (level 3) level 4=62%

21-22 Math underserved races 25% - (level 2) level 3=43%

**How are we going to
get to where we want
to be?**

Strategies supporting Objective 1

- Establish systems that recognize and celebrate positive student behavior: honor roll, Phoenix High Fives, Specials awards, etc.
- Utilize teacher evaluation system to give feedback encouraging reflection and student engagement.
- Clear and consistent communication with staff and families, including PTA meetings, Principal Chats and Friday Focus emails
- Staff Wellness and Connection activities: Seeing the Good, November pizza party, winter gathering, birthday month potlucks, positive notes, etc.
- Utilize Character Strong and Caring School Communities SEL curricula to create safe spaces for all students

Strategies supporting Objective 2

Objective 2

- Develop common mission and vision with staff
- Utilize teacher evaluation system to give feedback encouraging reflection and student engagement.
- Revitalize SST system to provide additional support to students
- Professional development around math instruction including a *Limitless Mind* book study
- Professional development around ELA instruction K-5

CELEBRATION



- “The Franklin Way” Culture of Kindness and Respect
- 69.3% benchmark in ELA 3rd-8th
- Our MS students had a 67% + response in Belonging
- Our Elementary students had a 72% + response in Relationships



Corvallis

SCHOOL DISTRICT


III.F. Linus Pauling Middle School

School Improvement Plan Overview



December 2022

Who are we?

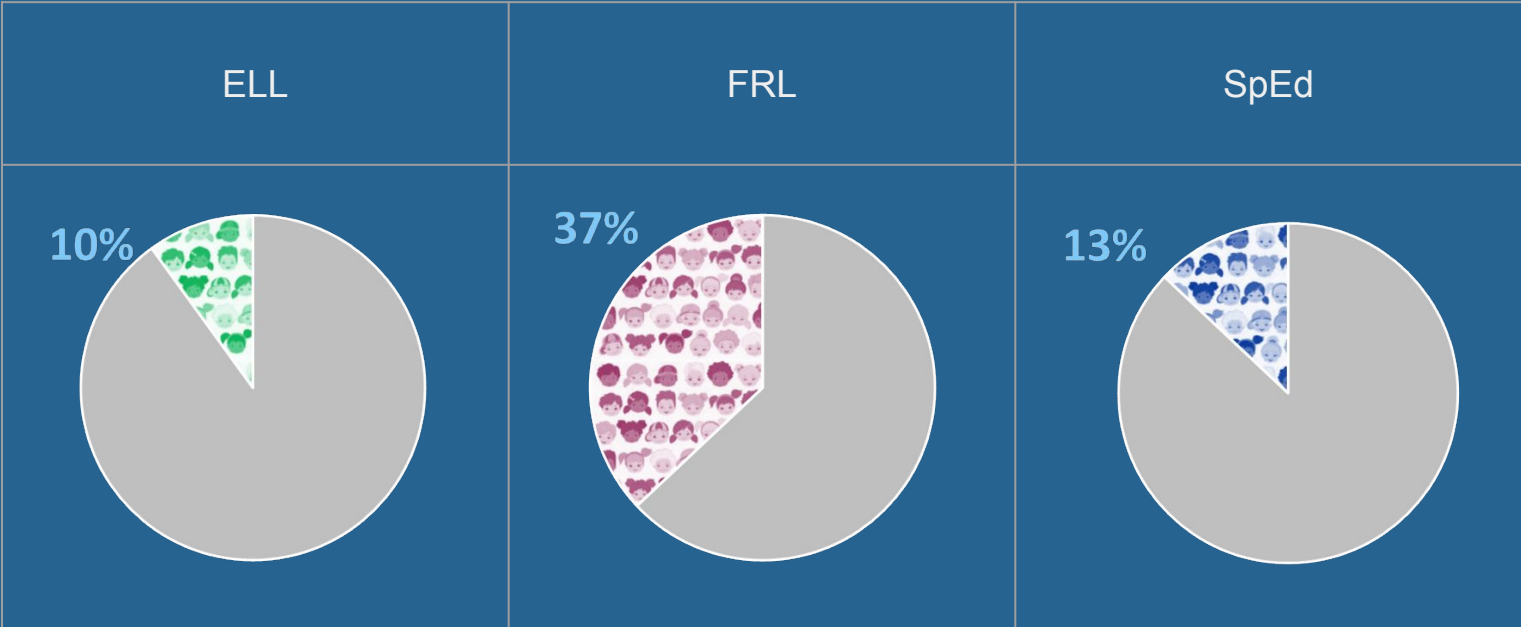


School Enrollment

741

Students


Program Enrollment



Teacher/Student Race & Ethnicity Data

Staff

Students



How do people
experience our
school?

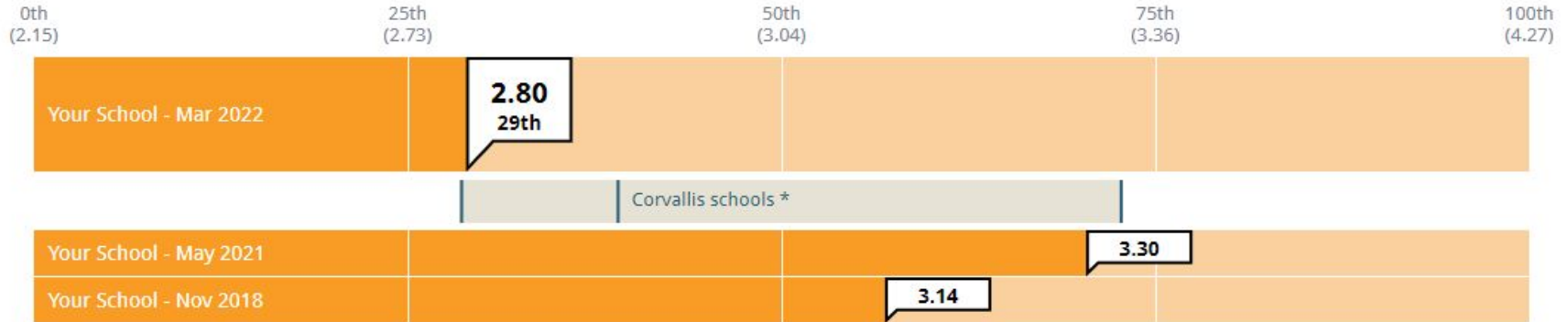


Youth Truth Survey-Respect

Respect is on students' minds: 121/450 student open comments on areas for improvement referenced respect.

Students from my school treat adults with respect.

1 = Strongly disagree 3 = Neither agree nor disagree 5 = Strongly agree



Above Ave: ELD, AI/AN

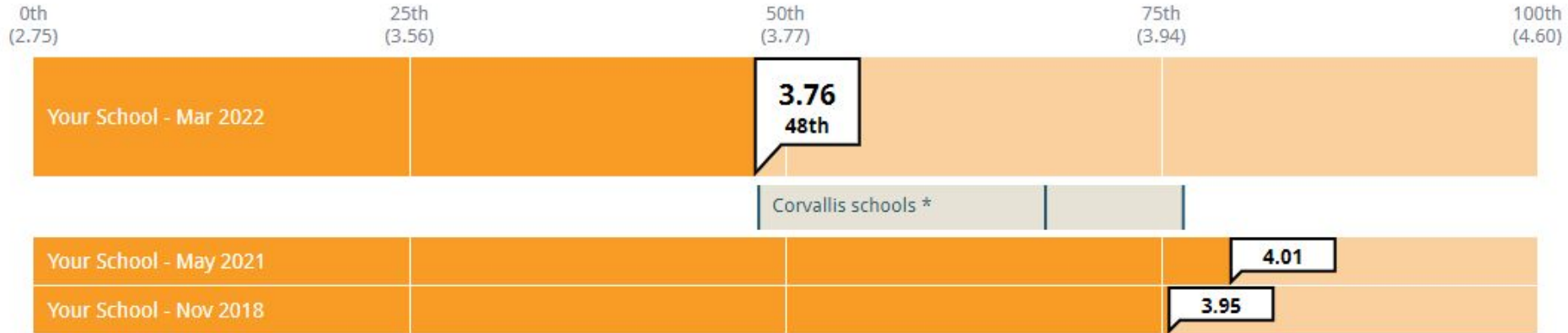
Below Ave: Black, Nonbinary, Transgender, D/F student



Youth Truth Survey-Respect

Adults from my school treat students with respect.

1 = Strongly disagree 3 = Neither agree nor disagree 5 = Strongly agree




Above Ave: 6th gr., ELD, Male, Asian, AI/AN, A student

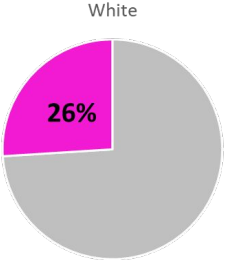

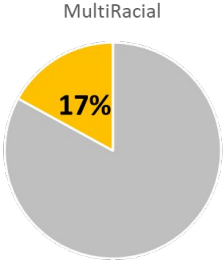
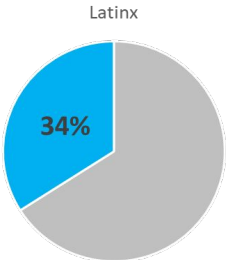
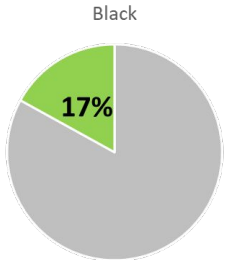
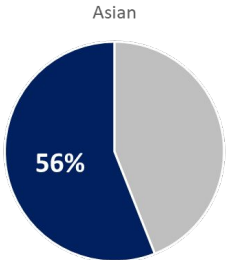
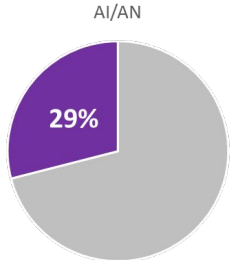
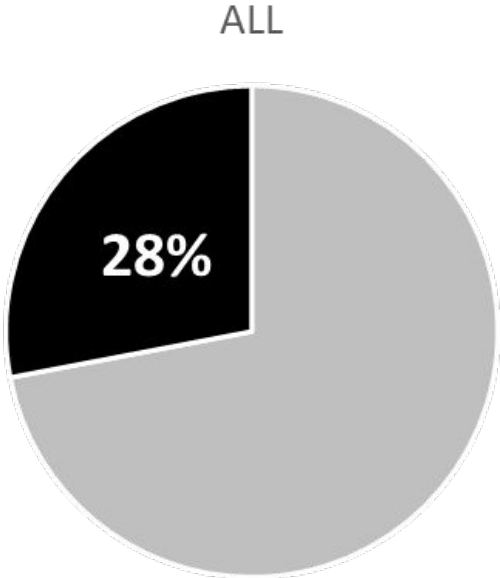
Below Ave: 8th gr. Black, Nonbinary, LGBTQ+, Transgender, D/F student

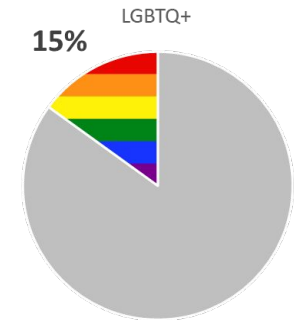
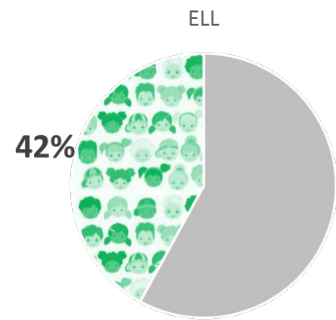
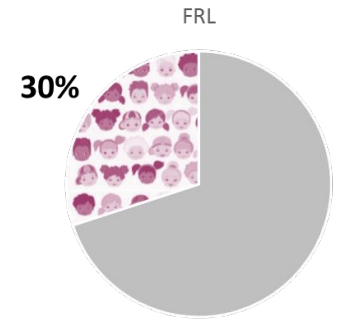
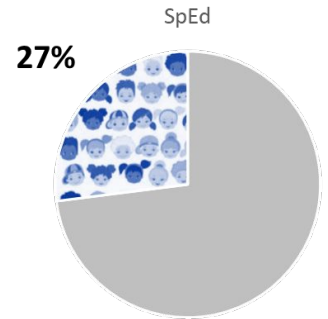
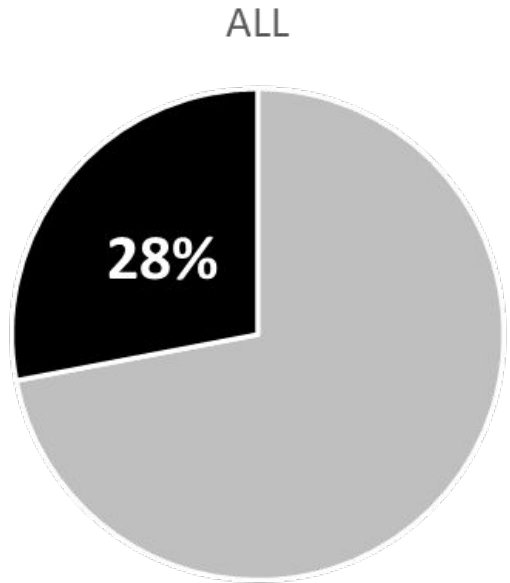


How are our
students
doing?



Theme: Culture

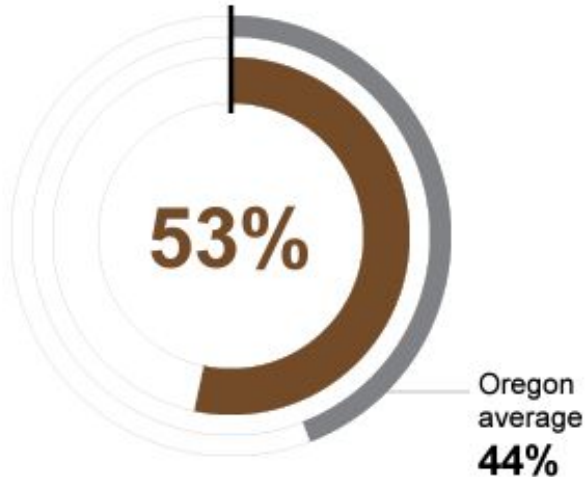




Student Achievement

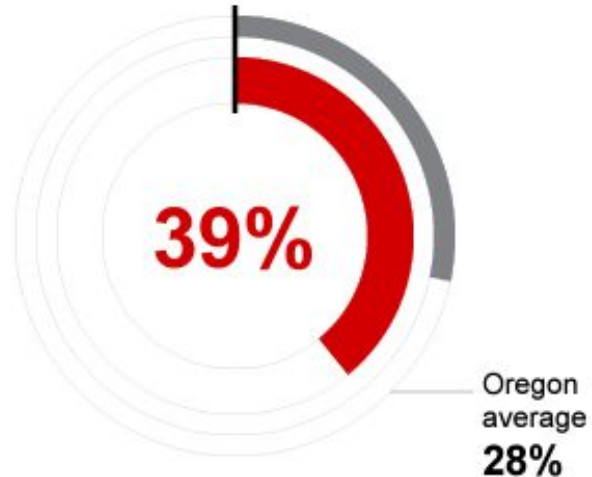
ENGLISH LANGUAGE ARTS

Students meeting state grade-level expectations.




MATHEMATICS

Students meeting state grade-level expectations.



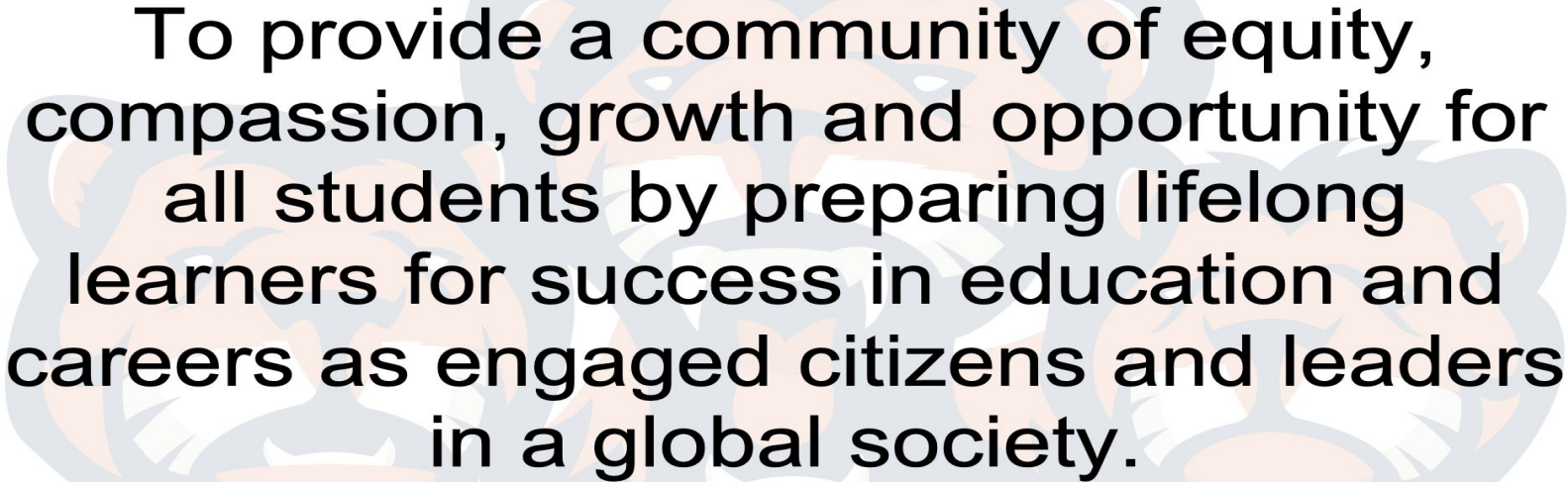
**Where do we want to
be?**

Why do we exist?



Mission Statement

Linus Pauling Middle School



To provide a community of equity, compassion, growth and opportunity for all students by preparing lifelong learners for success in education and careers as engaged citizens and leaders in a global society.

Where do
we want
to go?

P - PURPOSE

R - RESPECT

I - INTEGRITY

D - DEPENDABILITY

E - ENTHUSIASM

School Goal 1

**Improve school culture with an
emphasis on Respect**



Objective 1:

By the end of the 22-23 school year students will score at or above pre-COVID levels to the statement “Students from my school treat adults with respect” on the Youth Truth Survey.

Objective 2:

By the end of the 22-23 school year students will score at or above pre-COVID levels to the statement “Adults from my school treat students with respect” on the Youth Truth Survey.

School Goal 2

Raise student math achievement by emphasizing math practices of explanation and visual representation.

Objective 1:

By May of 2023 all students who participated in fall and spring math local performance assessments will increase at least one level of proficiency.

Objective 2:

By May of 2023, the percentage of students meeting on math SBAC will increase from 39% to 50%

**How are we going to
get to where we want
to be?**

Strategies - Improve school culture with an emphasis on Respect

Objective 1

- Through individual and group surveys, staff will gather data to guide our steps in building respect at LPMS. The questions we will use are: What does respect mean to you? What would I see if a student at LPMS was respecting another student? Teacher? Other staff?

Objective 2

- SAFE and PRIDE (LGBTQ+) clubs during school day

Strategies - Raise student achievement in math

Objective 1

- Opportunities for students to generate visual representations of problems
- Students will be asked to explain their reasoning
- Increased opportunity for structured discourse

Objective 2

- AVID WiCOR focus on reading strategies to extract information from text
- Increased opportunities for SBAC style math questions
- Schoolwide emphasis on students showing us what they know



Corvallis

SCHOOL DISTRICT

- IV. REFLECTION - BOARD AND PRINCIPALS (7:50 p.m.)*
- V. ADJOURNMENT (8:20 p.m.)*

*All times are approximate.

Note: The Chair of the Board may alter the order of business as they deem proper and necessary.



Corvallis

SCHOOL DISTRICT

Agendas – Agendas and supporting materials are available online at <https://v3.boardbook.org/Public/PublicHome.aspx?ak=1000829> a few days before each School Board meeting. For more information, please contact Kim Nelson at kimberly.nelson@corvallis.k12.or.us.

Communication With The School Board – Communication with the Board can be made by telephone, letter, e-mail and public testimony. Letters may be addressed to individual Board members or the Board as a whole and sent to 1555 SW 35th Street, Corvallis, OR 97333. E-mail may be sent to schoolboard@corvallis.k12.or.us and will be sent to all board members simultaneously as well as to key District Office staff. For more information, please contact Kim Nelson at kimberly.nelson@corvallis.k12.or.us.

Consolidated Action Agenda – The purpose of the consolidated action agenda is to expedite action on routine agenda items. All agenda items that are not held for discussion at the request of a Board member or staff member will be approved/accepted as written as part of the consolidated motion. Items designated or held for discussion will be acted upon individually.

Public Comment –

Guidelines are at: <https://www.csd509j.net/about-us/school-board/provide-input-and-be-informed/>

Executive Session – Permissible purposes of Executive Sessions include: ORS 192.660(2)(a) – Employment of Public Officers, Employees and Agents; ORS 192.660(2)(b) – Discipline of Public Officers and Employees; ORS 192.660(2)(d) – Labor Negotiator Consultations; ORS 192.660(2)(e) – Real Property Transactions; ORS 192.660(2)(f) – Exempt Public Records; ORS 192.660(2)(h) – Legal Counsel; ORS 192.660(2)(i) – Performance Evaluations of Public Officers and Employees; ORS 192.660(2)(j) – Public Investments.

Grievance Process - ORS 192.705

Grievances alleging a violation by a governing body of provisions in Public Meetings Law may be submitted in writing to Kim Nelson at kim.nelson@corvallis.k12.or.us or submitted between 8:00 am – 5:00 pm Monday through Friday at 1555 SW 35th Street, Corvallis, OR 97333. Additional information is available on the district website.

SCHOOL BOARD MEMBERS			
Judah Largent	541-231-8415	Terese Jones, Co-Vice Chair	541-230-1673
Sami Al-Abdrabbuh	541-283-6611	Shauna Tominey, Co-Vice Chair	541-829-8411
Chris Hawkins	541-602-2045	Luhui Whitebear, Chair	541-714.3305
Bernie Wang	541-704-7298		

EXECUTIVE STAFF MEMBERS	
Ryan Noss, Superintendent	541-757-5841
Melissa Harder, Assistant Superintendent / Human Resources Director	541-766-4857
Lauren Wolfe, Finance Director	541-757-5874
Byron Bethards, Student Growth & Experience Director	541-757-5470
Kim Patten, Operations Director	541-757-3849
Kim Nelson, Executive Assistant to the Superintendent; Board Secretary	541-757-5841