



Corvallis

SCHOOL DISTRICT

NOTICE

NOTICE IS HEREBY GIVEN of a meeting of the Corvallis School District Board of Directors.

Date & Time	Meeting Type	Location	Agenda
Monday, October 3, 2016 6:30 PM	Regular	District Office Board Room, 1555 SW 35th Street, Corvallis, OR 97333	See attached.

Accessibility: *To request accommodations for board meetings, please contact Kim Nelson at 541-757-5841 or kim.nelson@corvallis.k12.or.us at least 48 hours before the meeting.*

If you would like to watch live-streaming of the School Board meeting, please navigate to the District's YouTube channel: <https://www.youtube.com/channel/UC9Jtpte5dmilZl9kySBjVQ?>
A recording of the meeting will also be posted to that channel.

POSTED: Corvallis School District Administration Building
Hans Boyle, Education Editor, Gazette Times (Via Email)

For more information, please contact Kim Nelson at 541-757-5841 or at kimberly.nelson@corvallis.k12.or.us



Corvallis

SCHOOL DISTRICT

Monday, October 3, 2016
6:30 PM

AGENDA
Business Meeting of the
BOARD OF DIRECTORS
Corvallis School District 509J

Meeting Details: Monday, October 3, 2016, 6:30 PM in the District Office Board Room,
1555 SW 35th Street, Corvallis, OR 97333.

If you would like to watch live-streaming of the School Board meeting, please navigate to the District's YouTube channel: <https://www.youtube.com/channel/UC9Jtpte5dmilZI9kySBjVQ?> A recording of the meeting will also be posted to that channel.

- I. CALL TO ORDER AND ROLL CALL
- II. PLEDGE OF ALLEGIANCE
- III. COMMITTEE/BOARD MEMBER ITEMS
- IV. SUPERINTENDENT'S REPORT
- V. PUBLIC/STAFF COMMENT

NOTE: To indicate your desire to comment, please arrive several minutes early and complete a request card, then turn it in to the Board Secretary before the meeting begins. See attached guidelines for providing input to the School Board.



Providing Input to the School Board

(Revised 08-02-16)

The Corvallis School Board values the opinions and input of community patrons. As such, the purpose of this document is to provide general guidelines about how to make the most of your time when communicating with the Board. The public may offer comments during meetings or correspond in writing via email or U.S. mail, as outlined below.

I. Written Correspondence

Letters, emails and other written materials submitted to the Board are considered public record. They may be submitted via U.S. mail to: Corvallis School Board, Attn: Julie Catala, P.O. Box 3509J, Corvallis, OR 97339. Emails may be sent to: schoolboard@corvallis.k12.or.us, which will reach all Board members as a group. Others who will receive emails sent to this address: Superintendent, Assistant Superintendent, Teaching and Learning Director, Human Resources Director, Finance and Operations Director, and Executive Assistant to the Superintendent and Board of Directors (aka Board Secretary).

II. Public Comment at Meetings

Members of the public have the opportunity to share their ideas and opinions with the Board during the agenda item labeled *Public Comment*. These opportunities are offered only at certain School Board meetings.

To request the opportunity to offer public comment

- A. Complete a *Request to Address the Board* card, which can be found on a table at or outside the entrance to the meeting room, and give it to the Board Secretary at the head table **before** the meeting begins.
- B. Complete all requested information. Failing to fully and clearly complete the card and/or to submit it to the Board Secretary before the meeting begins may affect your opportunity to testify at the meeting.
- C. Although it is not required, you may wish to prepare a written statement from which to read during the meeting; if so, you may choose to leave your written comments with the Board Secretary to file with the official minutes of the meeting.
- D. Although they are not required, you are welcome to provide handouts to the Board; if so, please bring 13 copies and give them to the Board Secretary to distribute.
- E. The Board Secretary will sort comment request cards that are completely filled out and submitted before the meeting begins, into sets by topic (if there are multiple requests for each topic). The Board Secretary will draw one card from each set, in turn.
- F. If more comment requests are submitted than can be accommodated during the allotted time on the Board's agenda, you might not be called upon to provide your comments. In that case, you may submit your comments in written form; see below for information.

- G. When you testify, your name, address and comments are matters of public record; however, students and staff do not need to provide their addresses.

Rules for Public Comment

- A. When you're called on to comment, proceed to the podium/table in front of the Board, state your name and the topic you will address before you begin. This is a matter of public record and will not count against your time. Only one person at a time will be allowed at the podium/table, with exceptions at the discretion of the Board Chair.
- B. Direct your comments to the Board. The Board Chair will refer any questions or requests for action to the proper person for a response at a later date.
- C. Keep your comments within the specified time allotted, usually three minutes. The Board Secretary will signal you with one chime when you have 30 seconds remaining and with two chimes when your time is up.
- D. If others have spoken before you about the same issue, please state that fact and either decline to comment or limit your comments to points not already stated.
- E. If a group wishes to speak, designate one spokesperson for the group; that person will stand at the podium/table. In order to maintain the meeting schedule, repetitious comments are discouraged.
- F. Speakers may offer objective criticism of district operations and programs but the Board will not hear complaints concerning individual District personnel. Any such complaints must be handled following the steps outlined in policy KL–Public Complaints and administrative regulation KL-AR, copies of which are available during meetings at which public comment is accepted or online at <http://policy.osba.org/corvall/KL/index.asp>.
- G. Complaints regarding budget, programs, or other District issues also should be handled by following the steps outlined in policy KL. Challenges of instructional resources or materials used by the District are subject to the rules and regulations of policy II/IIA–Instructional Resources/Instructional Materials at <http://policy.osba.org/corvall/I/index.asp>.
- H. Undue interruption or other interference with the orderly conduct of Board business cannot be allowed. Defamatory or abusive remarks are always out of order. The Board Chair may terminate the speaker's privilege of address if, after being called to order, the speaker persists in improper conduct or remarks.

III. Telephone Communication

Vincent Adams	541-738-4324 or 541-240-4055	Scott Newsham	703-855-1637
Judy Ball	541-758-1671 or 240-997-1222	Chris Rochester	541-224-1880
Bill Kemper	541-754-0943 or 541-740-0728	Tom Sauret	541-758-2244
Alexis McQuillan	541-230-1342		



Corvallis

SCHOOL DISTRICT

VI. SPECIAL REPORTS

VI.A. Annual Report - Muddy Creek Charter School



Muddy Creek Charter School

Annual Report 2015 - 2016

October 3, 2016

The Muddy Creek Charter School Vision and Mission

Vision:

Muddy Creek Charter School is a rural public school dedicated to the integration of an outstanding academic program with its community – the land and its people. We offer a joyful and creative educational experience where engaged students practice the skills they will need to be effective citizens and stewards in the future. Muddy Creek Charter School will serve as a model for preserving schools in rural communities.

Mission:

Muddy Creek Charter School was founded to provide an outstanding K-5 public educational program for children who reside in and around the Muddy Creek Watershed. In multi-age classrooms, the school will deliver a place-based, project-based, integrated arts and science curriculum grounded in its rural agricultural setting and commitment to community service. Diverse learning styles will be fostered. MCCS will be supported in its efforts by forging and maintaining partnerships with local landowners and agencies, OSU researchers and the community at large. Our success will be our children. The students of MCCS will not only meet or surpass the state benchmarks but will also have a deeper understanding of their place in the world as demonstrated by portfolios of high quality projects, and they will be well prepared to transition into other schools for their continued education.

A. Introduction**Brief historical perspective**

Muddy Creek Charter School opened its doors in September of 2008, so we have begun our 9th year of operation. As stated in the charter agreement, the mission of the school was to provide an excellent and innovative public educational program for children in grades K-5 in the Corvallis School District. It is aimed at, but not restricted to, children who reside in and around the Muddy Creek and Beaver Creek Watershed. During the 2015-16 school year, 17 students were from these areas. The remaining students come from the Corvallis School District (68), Philomath School District (15), Monroe School District (3), Albany School District (2), or Central (1).

Our place-based curriculum is founded in its rural agricultural setting and commitment to community service. Learning takes place through a combination of direct (traditional) and multidisciplinary, project-based instruction that also integrates art. MCCS is supported in its efforts by forging and maintaining partnerships with local landowners and agencies such as the Fresh Water Trust, OSU researchers and the community at large. Our goal is that the students of MCCS not only meet or surpass the state benchmarks but will also have a deeper understanding of their place in the world as measured by a portfolio of the student's best work, and prove themselves well prepared to transition into other schools in the Corvallis School District for their continued education.

B. Physical Description

The school has five classrooms - a full-day kindergarten, a first/second grades classroom, a second/third grades classroom, third/fourth grades classroom and a fourth/fifth grades classroom. The blended approach helps to create a strong community with the classroom and school and provides with two placement options for students in second through fifth grades. Grades 1-5 received PE instruction three days a week, music instruction two days a week, and art instruction once a week. Special Education and counseling were additional instructional offerings. Each classroom has an assistant. The administration consists of an Executive Director, a Head Teacher, and an Administrative Assistant. There is a Financial Officer handling financial matters and technology issues. The District provides a quarter-time learning resource center teacher, a speech and language specialist and assistant time to meet the needs of students with disabilities. The Executive Director, Financial Officer, and Head Teacher work half-time. Recent physical improvements include roof replacement and exterior wall dry rot removal and

reconstruction. Testing revealed no traces of lead in the water and drinking fountains at the school.

C. Academic Description

Literacy

Our philosophy is to integrate phonics, skill development and whole language to promote a love of reading and opportunity to read chapter books. Instruction is based on Oregon's Common Core State Standards.

Literacy includes four areas: Reading, Writing, Speaking, Listening

All classrooms have:

- A collection of leveled books, both fiction and nonfiction
- Daily writing, following required state standards skills to be developed
- Regular practice to develop language, vocabulary and interpersonal skills by providing opportunities for students to speak publicly in the classroom, and at our weekly all-school assembly.
- Grades 1-5 participate in 4-H Wildlife Summit, presenting their project to judges. Projects consist of writing, research, art and presentation.

Literacy Instruction includes and is not limited to:

- Total ninety minutes per day of literacy, which includes spelling, phonics, vocabulary development, writing and reading...description following of reading Thirty minutes of reading instruction at their ability level (guided reading)
- Specifically chosen "Read-alouds" are shared with class daily.
- 30 minutes per day is designated for students to read independently; Independent reading practices include "Read to Self", "Read to Someone" and/or DEAR (Drop Everything and Read)
- A read-at-home program is encouraged that emphasizes 15-30 minutes of reading at home per day
- STAR testing is given twice yearly to document progress and to help plan instruction.
- DRA individual student assessments are given in the fall and as a progress check for reading fluency and comprehension.

Classroom teachers create a year-long teaching plan that includes Literacy skills, strategies and topics to be taught, using Oregon State Educational Standards

Math

Our math program is comprised of *Bridges* for Grades K-4 and *Everyday Math* for Grades 5. *Bridges in Mathematics: Second Edition*, is a comprehensive K-5 mathematics curriculum that

helps teachers to fully implement the Common Core State Standards for Mathematics in a rigorous, coherent, and engaging way. The curriculum focuses on developing students' deep understanding of mathematical concepts, proficiency with key skills and the ability to solve complex problems. They learn fluency of facts and how to use them in all problems. It is hands on, and develops a community of mathematicians. Fifth grade uses *Everyday Math*, which is a progression of skills with group lessons and individual advancement. Students take pre and post tests and continue at their own pace along with group instruction. The two programs work well together and students leave Muddy Creek with a strong mathematical sense.

Science (includes place-based projects)

Project learning follows a two-year cycle of Science and Social Studies topics. Students engage with a topic, then question and investigate (conduct field work), and share what they have learned. Whenever possible, projects are investigated through the lens of the place where children live or where our school is located. **The projects also give children an opportunity to apply literacy and math skills in an integrated context.** Project times vary in length and type. Some projects last for a few weeks and others last up to three or four months. Certain projects are worked on intermittently and others, such as seasonal comparisons, will last the entire year. Examples of project themes include:

- Farm animals
- Birds/migration
- Habitat Restoration
- Water and weather
- Astronomy
- Wetlands
- U.S. History
- Economics
- Food chains
- Engineering

Classes also completed smaller focused studies based on student and teacher interest.

4-H Wildlife Stewards Summit Presentations (second through fifth grade)

We participated in the 4H Wildlife Summit annually and Muddy Creek hosts the summit every 3 years. Our students produced and presented posters of their investigations.

Science and History Place-based Projects

Restoring plant life in the Rock Creek watershed
Restore Project – study of wetlands impact upon plants and soils
Finley Wildlife Refuge – study of bird migration patterns
Raised-bed potato trials

Insects in Art, Reading, and the Muddy Creek watershed
 Geology – rocks and land formations
 Astronomy

Following is the two-year plan implemented in 2013-2014 for science incorporating our STEM kits that follow National Standards Alignment, and Next Generation Science Standards.

Muddy Creek Charter School--Science themes based on Next Generation Science Standards

	Kindergarten	1 st Grade	2 nd Grade	3 rd Grade	4 th Grade	5 th Grade
Physical Sciences	Forces <ul style="list-style-type: none"> push & pull speed & direction E	Waves <ul style="list-style-type: none"> light sound A	Matter <ul style="list-style-type: none"> states of matter material science heating/cooling physical vs. chemical changes cooking A	Magnets and forces A	Waves <ul style="list-style-type: none"> patterns properties of waves in water vision and light A Energy <ul style="list-style-type: none"> sound, light, heat electricity collision B	Matter and energy <ul style="list-style-type: none"> particles properties of matter mixtures A
Life Sciences	Ecosystems <ul style="list-style-type: none"> organisms environment caring for earth how an organism's needs impacts where it lives E	Heredity <ul style="list-style-type: none"> baby animals and their parents A	Habitats <ul style="list-style-type: none"> investigate plant needs diversity of life and habitats seeds and pollinators B	Life cycles and traits of organisms <ul style="list-style-type: none"> history of life fossils B Interdependent relationships <ul style="list-style-type: none"> animals that live in groups survival tactics biodiversity A	Senses and the brain <ul style="list-style-type: none"> responses to stimuli in animals and humans A	Ecology <ul style="list-style-type: none"> transfer of energy food webs A
Earth and Space Sciences	Weather <ul style="list-style-type: none"> local seasonal patterns forecasting E	Space <ul style="list-style-type: none"> sky watching patterns of sun and moon B	Earth science <ul style="list-style-type: none"> volcanoes erosion water and landforms B	Weather and climate <ul style="list-style-type: none"> climates and regions of the world weather hazards seasons B	Changing earth <ul style="list-style-type: none"> rocks fossils landscapes erosion natural resources gather data from maps B	Space <ul style="list-style-type: none"> stars & our sun seasons day/night cycles B Earth systems <ul style="list-style-type: none"> abiotic cycles: rocks, water, etc B
Engineering	Effect of sunlight hitting surfaces: Sunny Sandbox (STEM kit) E	Use inspiration from nature to solve a human problem B Sound bites: solving a communication problem (STEM kit) A	Pollination/seed dispersal models A Shrinking shore (STEM kit) B Marble run (Bridges math) E	Mitigate weather-related hazards (e.g. on a farm or in a building design) B Bridges unit (Bridges math) E	Conversion of energy (e.g. solar house design project) (STEM kit), wave tank field trip B Flight (Bridges math) E	
Extra topics wanted by teachers	<ul style="list-style-type: none"> Electricity Senses Light & Shadow Magnets Color mixing Health Sink/float Measurement Construction 	<ul style="list-style-type: none"> Body systems Insects Whales 				Macro-invertebrates

Blue=(E) every year Gray=A years (e.g. 2015-16, 2017-18) Yellow= B years (e.g. 2016-17, 2018-19)

Created 8/25/2015. Updated 9/3/15

**We will be adding up to two additional STEM kits for each grade level during the 2016-17 school year.*

Art Integration

The Art Integration Specialist works closely with the K-5 teachers to develop projects and assessments that are integrated, not only with the science themes, but also with all other core subject areas. Place-based, project based lessons are created using a wide variety of mediums. The art curriculum is designed to develop the unique mental capabilities which foster flexible, divergent, original and imaginative thinking. The developmental stages and individual needs of each child are considered and celebrated. While the art projects are designed to enhance learning in all subject areas, art has intrinsic value and is worth learning for its own sake. Art at MCCS encourages inquiry, discovery and wonder. All K-5 students are offered a wide range of experiences in color, design, drawing, painting, sculpture and crafts. For example:

Character Education - The Pyramid of Success

success is peace of mind which is a direct result of self-satisfaction in knowing
you did your best to become the best that you are capable of becoming

John R. Wooden, Head Basketball Coach, Emeritus, UCLA



Began in 2015-16 school year. We are continuing to develop this model this year with our Behavior Coach and PE teacher. We plan to focus on these skills each week at our All School meeting, building a strong foundation and supporting their character development from there.

D. Parent Survey Results

Each year MCCS surveys parents to provide information that may be used to guide school improvement efforts. Parent input and State Assessment scores provide the foundation of our school improvement plan.

Survey Results:

Where do you rate your satisfaction with the school?

Average score:	<u>2014</u>	<u>2015</u>
Overall satisfaction	4.5	4.6
School climate	4.5	4.3
Academic Program	4.4	NA
Communication	4.4	4.0
Outdoor Education	4.2	NA
Your child's relationships		
with peers	3.9	4.2
with adults	4.6	4.6
Student behavior	4.3	4.2

Please think about each of the following activities, then share your view of our performance.

Reading	4.1	4.3
Math	4.3	4.2
Science	4.3	4.4
Writing	3.8	3.6
Music	3.9	3.6
Average score:	<u>2014</u>	<u>2015</u>
Art	4.5	4.4
PE	4.4	4.4

Are students academically challenged?

4.0 4.0

Are the needs of students struggling academically being met?

4.2 3.7

RATE MOST IMPORTANT ←-----to-----→ LEAST IMPORTANT

Listed from high to low for 2015

	<u>2014</u>	<u>2015</u>
Small class size	4.7	4.8
Science	4.6	4.7
Child loves learning	4.8	4.7
Reading	4.6	4.6
Outdoor Education	4.6	4.6
Math	4.7	4.5
Art	4.4	4.4
Music	4.2	4.0
Small country school	3.9	3.8
Character Education	4.8	3.6
Field Trips	NA	3.6
Multi-age classes	3.3	3.3
State Test Scores	2.4	2.4
LIFESKILLS	4.4	NA

Observations: Parents have identified the need for improved communication from the administration. The greatest areas of concern in academics is writing and music. Muddy Creek parents place their lowest priority on standardized test scores.

E. State Test Results

Muddy Creek demographics:

Diversity: White - 90%, Latino/Hispanic - 8%, AI/AN - 1%, Multi-Racial - 1%

Average Attendance: 93%

Regular Attenders: 76.5% (attend school more than 90% of the days)

Students with Disabilities: 8%

Immunization Rate: 72%

Scores Summary:

The results from 2016 are embargoed by the state until after October 13.

	<u>2011</u>	<u>2012</u>	<u>2013</u>	<u>2014</u>	<u>2015*</u>
English Language Arts:	NA	86.7%	75%	84.6%	87.5%
Mathematics:	63.3%	76.7%	70%	87.2%	66.7%
Science:	90%	90%	69.2%	>95%	92.3%

**2015 was the first year with the Smarter Balanced Assessment in ELA and Math*

The trend for Muddy Creek School's students continues to show a performance at or above that of the students in 509j and across the state.

We utilize this data as one of many is evaluating our students progress and success. STAR data, DRA data, behavioral data, attendance data, work portfolios and projects are all used to give us a complete picture of each student. In addition, we strive to also consider the skills and characteristics that are difficult to measure such as happiness, kindness, cooperation, friendship, problem solving, grit (see Pyramid of Success).



Corvallis

SCHOOL DISTRICT

- VI.B. Supporting Students With Disabilities Through The Use of Assistive Technology
- VI.C. District Involvement In The City Of Corvallis 2040 Vision Planning
- VI.D. Enrollment Update



Prepared for: Corvallis School Board
Prepared by: Olivia Meyers Buch, Finance and Operations Director
Meeting Date: October 3, 2016

Enrollment Update

NO ACTION REQUIRED

Total Enrollment

On October 1, 2016 a total of 6,600 students were enrolled in district schools and programs (this count excludes Muddy Creek Charter School with an enrollment of 110 students). Compared to the same time last year, our total enrollment has decreased by 17 students or 0.2%. Compared to five years ago, our total enrollment has increased by 317 students or 5%. While we have experienced growth in the last five years, our total enrollment is still less than it was ten years ago at 6,726 students.

Actual vs. Projected

Our total enrollment of 6,600 students is 54 students less than what we projected for this year, with the largest fluctuations in kindergarten, and grades 10-12. Actual elementary enrollment is higher than projected by 31 students, while actual secondary enrollment is lower than projected by 85 students. Enrollment in grade 12 was significantly impacted this year by the creation of the new Post-Graduate Scholar Program.

Post-Graduate Scholar Program

The Post-Graduate Scholar Program was created by Senate Bill 1537 during the 2016 legislative session. This new program replaces what was previously the Running Start Advanced Diploma Program. Last year 156 students were enrolled in the Running Start Advanced Diploma Program, while this year, only 16 students are enrolled in the Post-Graduate Scholar Program. A comparison of program eligibility requirements is presented below:

Running Start Advanced Diploma Program

- Completed all of the requirements for a HS diploma
- Cumulative GPA of 2.0 or higher

Post-Graduate Scholar Program

- Completed all of the requirements for a HS diploma
- Cumulative GPA of 2.5 or lower (thus not eligible for Oregon Promise)
- Ineligible for the PELL Grant (or grant does not cover one year of college tuition and fees)

The demographics of students enrolled has also changed, as fewer students who are navigating poverty or identify as non-white are participating.

Student:Teacher Ratios

The average student:teacher ratio at our elementary schools is 24, with a low of 20 (Lincoln) and a high of 28 (Franklin). The average student:teacher ratio at our secondary schools is 28, with a low of 26 (Franklin), and a high of 31 (Crescent Valley).



FALL 2016 ENROLLMENT REPORT

Corvallis School District
October 3, 2016

1

Enrollment

Current Year + 10 Year Summary

6,600

currently enrolled

-17

compared to last year

+317

compared to five years ago

6,600
currently enrolled

-17
compared to last year

+317
compared to five years ago

6,600
currently enrolled

-0.2%
compared to last year

+317
compared to five years ago

6,600
currently enrolled

-0.2%
compared to last year

+317
compared to five years ago

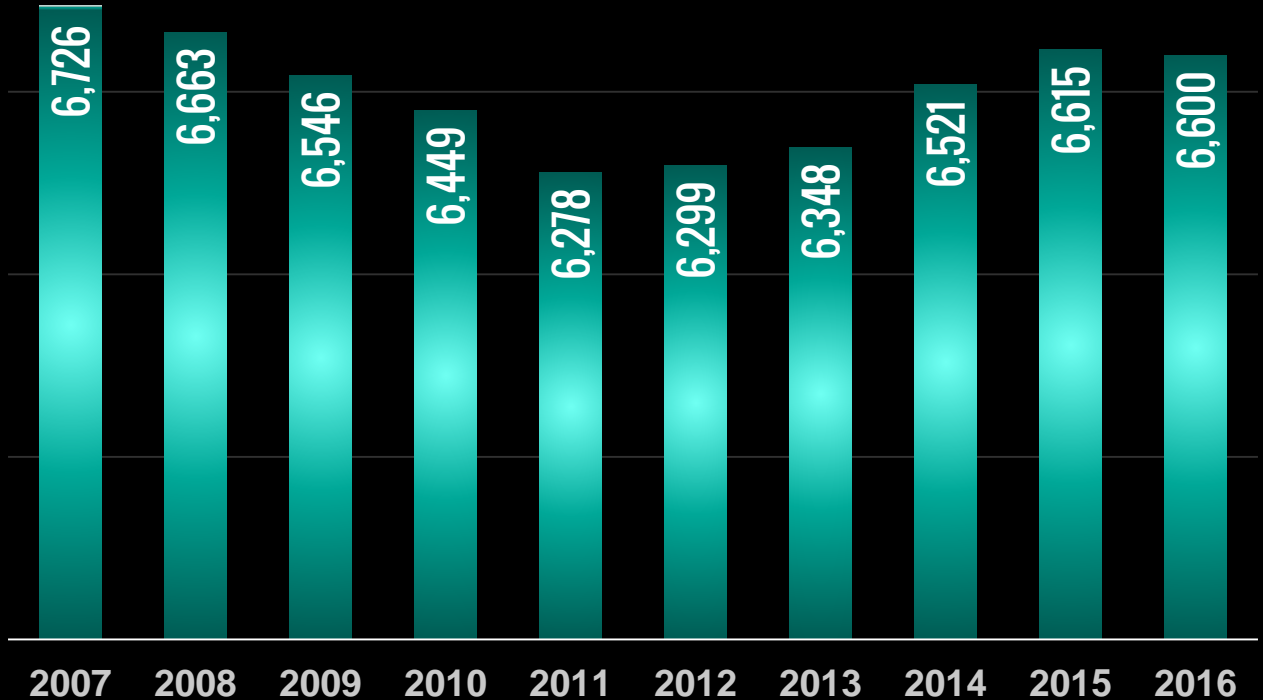
6,600
currently enrolled

-0.2%
compared to last year

+5%
compared to five years ago

TEN YEAR ENROLLMENT SUMMARY

(excludes Muddy Creek Charter School)

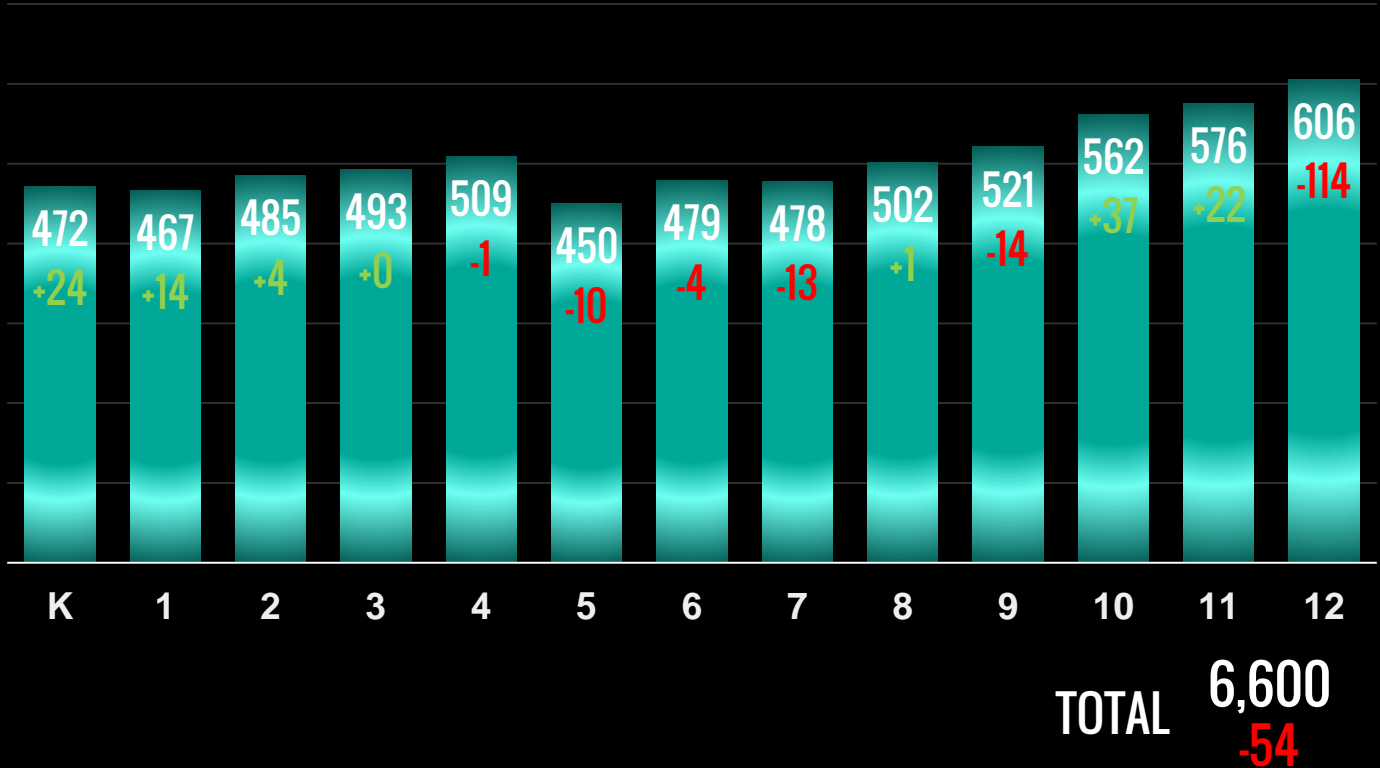


2

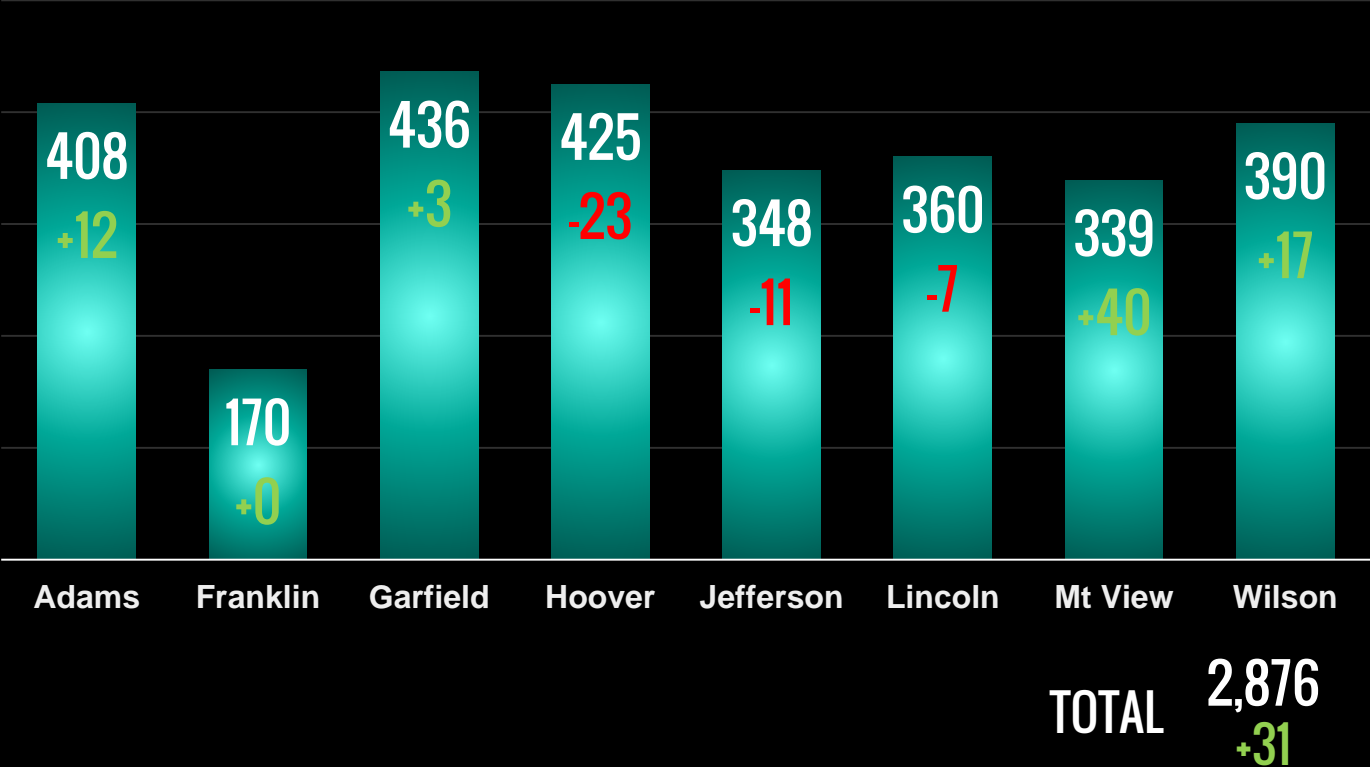
Enrollment

Actual vs. Projected

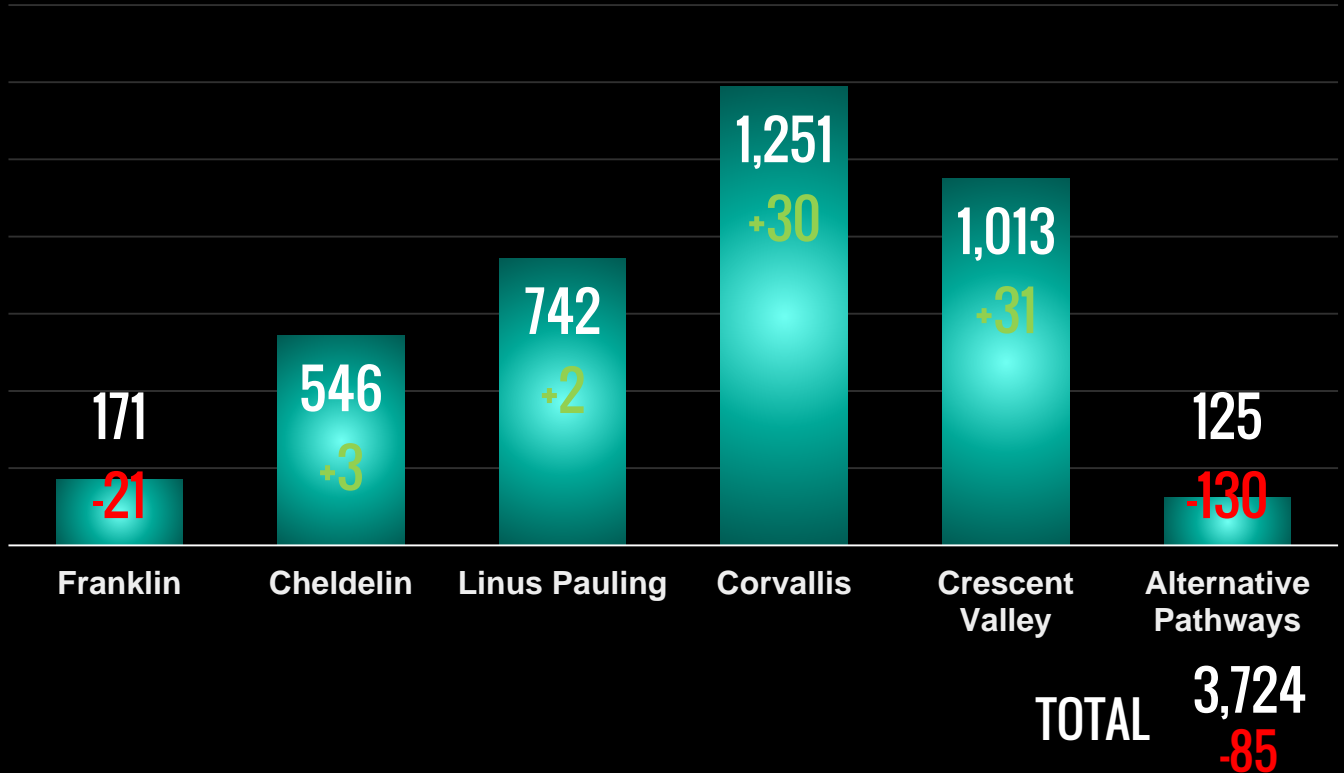
TOTAL ENROLLMENT BY GRADE



ELEMENTARY ENROLLMENT BY SCHOOL



SECONDARY ENROLLMENT BY SCHOOL



3

Enrollment

Post-Graduate Scholar Program

16

currently enrolled

-140

compared to last year

16

currently enrolled

-140

compared to last year

18% ↓
navigating poverty

12% ↓
non-white

12% →
IEP

18% ↓
navigating poverty

12% ↓
non-white

12% →
IEP

18% ↓
navigating poverty

12% ↓
non-white

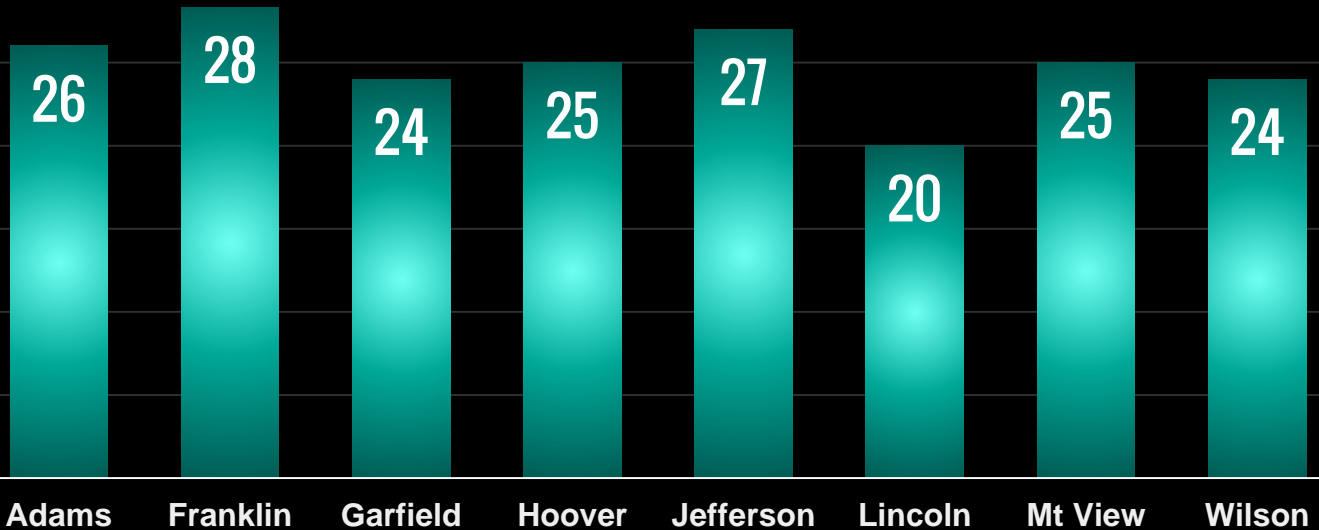
12% →
IEP

4

Enrollment

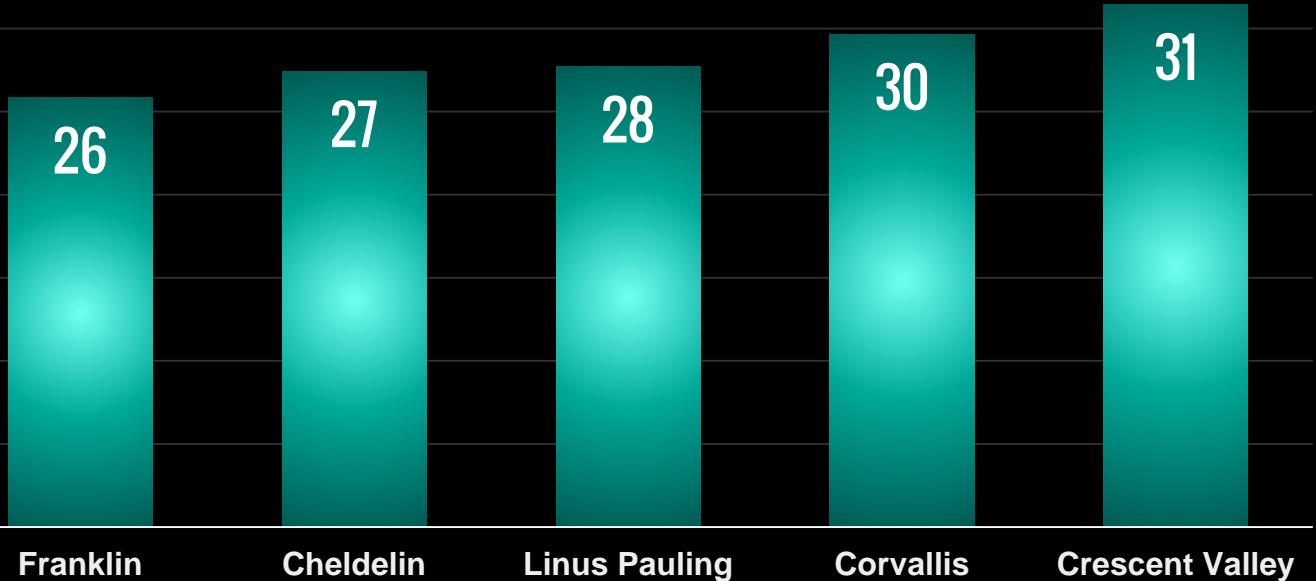
Student:Teacher Ratios

ELEMENTARY STUDENT:TEACHER RATIOS



TOTAL 2,876
118 FTE 24

SECONDARY STUDENT:TEACHER RATIOS



TOTAL 3,599
128 FTE 28



Corvallis

SCHOOL DISTRICT

VII. CONSOLIDATED ACTION

VII.A. Minutes - September 12, 2016

MINUTES
Regular Meeting of the
BOARD OF DIRECTORS
Corvallis School District 509J

I. CALL TO ORDER AND ROLL CALL

The meeting was called to order at 6:32 p.m. in the Board Room of the Central Administration Building, 1555 SW 35th Street, Corvallis, OR 97333. The secretary recorded those present as listed below.

<u>BOARD MEMBERS PRESENT</u> Vincent Adams Judy Ball Bill Kemper Alexis McQuillan, Vice Chair Scott Newsham Chris Rochester, Chair Tom Sauret	<u>EXECUTIVE STAFF PRESENT</u> Ryan Noss, Superintendent Kevin Bogatin, Assistant Superintendent Jennifer Duvall, Human Resources Director Olivia Meyers Buch, Finance and Operations Director
--	--

A quorum was present and due notice had been published.

II. PLEDGE OF ALLEGIANCE

Chair Rochester led the Pledge of Allegiance.

III. INTRODUCE NEW ADMINISTRATORS

Superintendent Noss introduced Brikena Haxhiraj, Kyle Mabry, and Lynne Griffin.

IV. COMMITTEE/BOARD MEMBER ITEMS

Board members provided brief updates on their recent District-related activities.

V. SUPERINTENDENT'S REPORT

Superintendent Noss offered highlights from the past month and provided information regarding current and future initiatives.

VI. PUBLIC/STAFF COMMENT

Denise Cardinali, 6017 SW Grand Oaks, Corvallis, a District parent, spoke regarding school fees, supplies and fundraising. She was supportive of the efforts to date in these areas, particularly the reduced size of supply lists. She provided suggestions on how to improve

activity access for students and encouraged the Board to proceed carefully and continually monitor these issues.

VII. SPECIAL REPORTS

A. Healthy and Safe Schools Plan

Facilities Director Kim Patten provided highlights of the draft plan, which must be submitted to the state by October 1, 2016, with a final version due January 1, 2017; her written report will be filed as part of the minutes of this meeting. Ms. Patten said the plan calls for a five-year testing cycle for lead in drinking water, with 20% of the facilities tested each year. She touched on testing as it exists now for lead in drinking water, radon, and mold, and on pest management.

B. K-12 Bilingual Pathways Project Grant

Equity and ELL Coordinator Marcianne Rivero Koetje provided highlights of the report she had submitted to the Board, which will be filed with the minutes of this meeting. Additionally, she provided information regarding translation of curriculum, sought volunteers for the District's upcoming dual language summit, and noted the ongoing collaboration with the Center for Applied Linguistics.

C. District Fees

Assistant Superintendent Kevin Bogatin responded to questions from the Board regarding the report he'd submitted; that report will be filed with the minutes of this meeting. Board members raised concerns about the fees charged for graduation caps and gowns, college application processing services and admission to sporting events, and about the soliciting of cash donations by schools with more affluent populations. Board members expressed desires for student and community input in the decision-making process, general funds being distributed equitably among schools, and greater public communication about the positive impacts to date of the focus on equity.

VIII. BOARD POLICY JBB—EDUCATIONAL EQUITY—NEW—SECOND READING

MOTION:

It was moved by Director Ball and seconded by Director Adams to adopt Board Policy JBB—Educational Equity as submitted.

Board members suggested editorial changes.

AMENDMENT TO THE MOTION:

It was moved by Director Adams and seconded by Vice Chair McQuillan to amend the original motion to include the editorial changes. The motion passed unanimously.

MOTION AS AMENDED:

It was moved by Vice Chair McQuillan and seconded by Director Adams to approve the amended policy. The motion passed unanimously.

IX. CONSOLIDATED ACTION

Directors Ball and Newsham requested the correction of minor typographical errors in the August 15, 2015 minutes. These corrections will be incorporated with the approval of the consolidated action.

MOTION:

It was moved by Director Adams and seconded by Director Kemper to approve the Consolidated Action items. The motion passed unanimously.

The following items were approved:

- A. Minutes** – August 15, 2016
- B. Licensed Personnel Recommendations** – (This document will be filed with the minutes of this meeting.)
- C. Budget Committee Vacancies** – (This document will be filed with the minutes of this meeting.)

X. CONSOLIDATED INFORMATION

The Board received the following information:

- A. Non-Licensed Personnel Information** – (This document will be filed with the minutes of this meeting.)

XI. ADJOURNMENT

There being no further business before the Board, Chair Rochester adjourned the meeting at 8:46 p.m.

Chris Rochester, Board Chair

Ryan Noss, Superintendent

Prepared By: Julie Catala

S:\DO\Super\Julie\BOARD\MINUTES\2016\09-12-16 minutes.docx



Corvallis

SCHOOL DISTRICT

VII.B. Licensed Personnel Recommendations



Corvallis

SCHOOL DISTRICT

Prepared for: Corvallis School Board
Prepared by: Jennifer Duvall, Human Resources Director
Meeting Date: October 3, 2016

Licensed Personnel Action

ACTION REQUESTED

Recommendation to Hire

Jaclyn McGuire: Second Grade Teacher, 0.4 FTE, Mountain View Elementary School, effective September 28, 2016 (Temporary)

ACTION REQUESTED:

Adopt the recommendation.

MOTION REQUESTED:

"I move to approve the Licensed Personnel action as submitted."



Corvallis

SCHOOL DISTRICT

VIII. CONSOLIDATED INFORMATION

VIII.A. Non-Licensed Personnel Information



Corvallis

SCHOOL DISTRICT

Prepared for: Corvallis School Board
Prepared by: Jennifer Duvall, Human Resources Director
Meeting Date: October 3, 2016

Non-licensed Personnel Information

NO ACTION REQUIRED

Recommendation to Hire

Gabriel Burns: Maintenance 1, 8 hrs, Hoover Elementary School and Lincoln Elementary School, effective September 26, 2016 (Probationary)

Michelle Evans: Assessment Technician, 2 hrs, Mountain View Elementary School, effective September 12, 2016 (Probationary)

Ann Lamer: Educational Assistant 2, 3 hrs, Mountain View Elementary School, effective September 12, 2016 (Limited Term)

Claudia Martinez Roman: Administrative Assistant 1/Bilingual, 4 hrs, Garfield Elementary School, effective September 14, 2016 (Probationary)

Lacy Surmeier: Educational Assistant 2, 3.5 hrs, Mountain View Elementary School, effective September 12, 2016 (Limited Term)

Brian Volker: Maintenance 1, 8 hrs, Linus Pauling Middle School, effective September 23, 2016 (Probationary)

Termination/Resignation/Layoff/Retirement

Craig Kulonis: Food Service Assistant, 2.5 hrs, Linus Pauling Middle School, effective September 9, 2016 (Resignation)

Chrystal Shearer: Food Service Assistant, 5 hrs, Corvallis High School, effective September 20, 2016 (Resignation)



Corvallis

SCHOOL DISTRICT

VIII.B. Unaudited Financial Statements - August 31, 2016



Corvallis

SCHOOL DISTRICT

Prepared for: Corvallis School Board
Prepared by: Olivia Meyers Buch, Finance and Operations Director
Meeting Date: October 3, 2016

August 31, 2016 Financial Statements (Unaudited)

NO ACTION REQUIRED

Background

The Statement of Resources and Requirements for the period ending August 31, 2015 and 2016 follow this report. Descriptions of resources and categorization of requirements have been modified to increase transparency with regard to what resources the district receives and how those resources are utilized during the fiscal year.

Year-to-date operating revenues through the end of August 2016 total \$8.3 million or 12.9% of total budgeted operating revenues as compared to \$7.6 million or 12.1% through the end of August 2015. Typically, at this point in the year, revenues from the state school fund constitute the significant source of funds, which is true this year.

The beginning fund balance reflects an increase of \$600,000 over the adopted budget of \$9.6 million. Overall, total resources in 2015-16 were 100.7% of budget while total expenditures were 98.9% of budget. A significant portion of the additional resources was due to an increase in state school fund formula revenue.

General fund expenditures through August 2016 are up \$700,000 as compared to the prior year. The bulk of the increase has come in the form of summer maintenance expenditures including lead remediation and annual maintenance, as well as planned technology purchases. Contracted payroll increases account for the majority of the balance of the increase.

Projected resources and requirements through June 30, 2017 result in an ending fund balance of \$9.3 million. The projected ending fund balance reflects a change in fund balance, or operating deficit, of \$900,000; however, all general fund reserves are still projected to be at or above the designations outlined in board policy on June 30, 2017.

Fiscal year 2015-16 financial records are in process of being closed and staff are preparing schedules in anticipation of the annual fall visit from the auditors. The auditors are scheduled to begin fieldwork October 24th.

Staff are also preparing a supplemental budget for board adoption on December 5th that will propose increasing appropriations to account for carryover allowances and staffing or programmatic changes made after the budget was adopted.

Please contact me with questions or if you would like additional information.

August 31, 2016 Financial Statements (Unaudited), October 3, 2016, continued.

Supplementary Materials

1. Statement of Revenue and Expenditures as of August 31, 2015 and 2016
2. Schedule of Investments as of August 31, 2016
3. Schedules of Cash Disbursements greater than or equal to \$1,000 for the period of July 1 - August 31, 2016

Corvallis School District 509J
Statement of Resources and Requirements
Fiscal Year to Date as of Aug 31, 2015 and 2016 Respectively (Unaudited)

General Fund

	FY2015-16					FY2016-17				
	Amended	Actuals Thru	% of	Actuals Thru	% of	Adopted	Actuals Thru	% of	Projected Thru	% of
	Budget	8/31/2015	Budget	6/30/2016	Budget	Budget	8/31/2016	Budget	6/30/2017	Budget
RESOURCES										
State School Fund Formula Revenue										
State School Fund - General Support	\$ 31,722,494	\$ 7,560,049	23.8%	\$ 31,100,248	98.0%	\$ 33,115,762	\$ 8,288,292	25.0%	\$ 32,485,910	98.1%
Property Taxes Levied by District	24,678,358	-	0.0%	24,620,354	99.8%	25,245,938	-	0.0%	25,505,326	101.0%
Common School Fund	903,506	-	0.0%	1,129,382	125.0%	667,666	-	0.0%	834,692	125.0%
County School Funds	100,000	-	0.0%	146,185	146.2%	120,000	-	0.0%	140,000	116.7%
Federal Forest Fees	18,000	-	0.0%	18,888	104.9%	-	-	-	-	-
Local Option Taxes Levied by District	4,064,897	-	0.0%	4,061,954	99.9%	4,285,777	-	0.0%	4,345,134	101.4%
Earnings on Investments	100,000	11,324	11.3%	181,581	181.6%	140,000	12,887	9.2%	180,000	128.6%
State School Fund Prior Year Adjustment	-	-	-	824,580	-	-	-	-	(54,226)	-
Other	884,539	2,102	0.2%	884,451	100.0%	836,500	4,119	0.5%	825,501	98.7%
Total Operating Revenues	\$ 62,471,794	\$ 7,573,475	12.1%	\$ 62,967,623	100.8%	\$ 64,411,643	\$ 8,305,298	12.9%	\$ 64,262,337	99.8%
Beginning Fund Balance	\$ 8,388,192	\$ 8,388,192	100.0%	\$ 8,388,192	100.0%	\$ 9,665,726	\$ 10,278,573	106.3%	\$ 10,278,573	106.3%
TOTAL RESOURCES	\$ 70,859,986	\$ 15,961,667	22.5%	\$ 71,355,815	100.7%	\$ 74,077,369	\$ 18,583,871	26.0%	\$ 74,540,910	100.6%
REQUIREMENTS										
Salaries	\$ 32,438,617	\$ 1,188,155	3.7%	\$ 32,433,363	100.0%	\$ 34,712,008	\$ 1,298,590	3.7%	\$ 34,537,866	99.5%
Associated Payroll Costs	18,397,586	613,104	3.3%	17,795,748	96.7%	19,277,542	646,862	3.4%	19,174,279	99.5%
Purchased Services	8,008,679	724,039	9.0%	8,006,543	100.0%	7,936,307	817,578	10.3%	7,502,858	94.5%
Supplies and Materials	2,077,428	426,738	20.5%	1,979,496	95.3%	2,473,761	795,690	32.2%	3,020,170	122.1%
Capital Outlay	83,000	-	0.0%	102,021	122.9%	106,000	22,900	21.6%	104,834	98.9%
Other Objects	761,175	758,450	99.6%	760,071	99.9%	851,009	785,039	92.2%	851,538	100.1%
Total Operating Expenditures	\$ 61,766,485	\$ 3,710,485	6.0%	\$ 61,077,242	98.9%	\$ 65,356,627	\$ 4,366,659	6.7%	\$ 65,191,544	99.7%
Transfers	\$ 2	-	-	-	-	\$ -	-	-	-	-
Contingency	1,554,136	-	-	-	-	1,610,291	-	-	-	-
Rainy Day Reserves	3,108,272	-	-	-	-	3,220,582	-	-	-	-
Unappropriated Reserves	3,108,272	-	-	-	-	2,567,050	-	-	-	-
Unappropriated Reserve (PERS)	1,322,819	-	-	-	-	1,322,819	-	-	-	-
TOTAL REQUIREMENTS	\$ 70,859,986	\$ 3,710,485		\$ 61,077,242		\$ 74,077,369	\$ 4,366,659		\$ 65,191,544	
ENDING FUND BALANCE		\$ 12,251,182		\$ 10,278,573			\$ 14,217,212		\$ 9,349,366	
Contingency				1,574,191	2.5% *				1,606,558	2.5% *
Rainy Day Reserves				3,148,381	5.0% *				3,213,117	5.0% *
Unappropriated Reserves				4,233,182	6.7% *				3,206,871	5.0% *
Unappropriated Reserve (PERS)				1,322,819	2.1%				1,322,819	2.1% *
* Percent of Operating Revenue				10,278,573	16.3%				9,349,366	14.5%

Corvallis School District 509J
 Schedule of Investments
 July 31, 2016

Type of Investment	Investment Date	Maturity/ Call Date	No. of Days	Bond		Par (Maturity) Value
				Equivalent Yield	Purchase Price	
US Government-Sponsored Enterprises (Total)	03/29/16	09/29/17	549	0.850%	\$100.00	1,000,000.00
	04/20/16	10/20/17	548	0.850%	\$100.00	1,000,000.00
	05/17/16	11/17/17	549	0.875%	\$100.00	1,000,000.00
Total Investments outside of Local Government Investment Pool:					\$ -	\$ 3,000,000
<u>Local Government Investment Pool:</u>				Average Annualized Rate		
General Account				0.88%		\$ 24,113,927
Debt Service Account				0.88%		66
<u>Subtotal LGIP ¹</u>						<u>\$ 24,113,993</u>
<u>Local Government Investment Pool - Pension Bond Debt Service:</u>						
Pension Bond Debt Service Account: ⁴				0.88%		<u>\$ 367,158</u>
<u>Total Investments</u>						<u>\$ 27,481,151</u>

1. The maximum amount (in any combination of accounts) that the Local Government Investment Pool (LGIP) allows in an account is \$47,012,858
2. The PERS Bond Debt Service Account is outside of the LGIP limit, and collects the PERS intercept payments from the Basic School Fund for payment twice a year to the bond holders of the PERS bond debt.

Compliance with Investment Policy

Type of Investment	Maximum Percent of Portfolio per Policy	Current Percent
US Government-Sponsored Enterprises (Total):	90.0%	10.9%
US Treasury Obligations	100.0%	0.0%
Local Government Investment Pool	100.0%	89.1%
Bankers Acceptances	25.0%	0.0%
Repurchase Agreements	25.0%	0.0%
State and Local Government Securities	25.0%	0.0%
Time Certificates of Deposit & Collateralized Money Market	50.0%	0.0%
Commercial Paper (bonds and promissory notes issued by corporations)	10.0%	0.0%
TOTAL		100.00%

Benchmarks as of 7/31/16:

3-Month U. S. T-Bill bond equivalent yield:	0.26%
3-Mo. Jumbo CDs	0.65%

Corvallis School District 509J
Schedule of Cash Disbursements greater than or equal to \$1,000
For the period of July 1, 2016 - July 31, 2016

Vendor by Fund and Object	Check Total
100 - General Fund	
Charter School Payments	
INAVALE COMMUNITY PARTNERS, INC	116,021.46
Computer Software	
AVG TECHNOLOGIES	5,527.50
FARONICS TECHNOLOGIES USA INC	5,125.00
JAMF SOFTWARE	40,000.00
SCHOOLDUDE.COM	19,929.62
Consumable Supplies and Materials	
HOME DEPOT CREDIT SERVICES	1,361.46
MILLER PAINT COMPANY	1,170.60
PLATT ELECTRIC SUPPLY CO	7,444.83
SPAETH LUMBER & HOME CENTER	1,765.33
TOTAL FILTRATION SERVICE INC	3,900.48
Dues and Fees	
ALBANY AREA CHAMBER OF COMMERCE	10,000.00
EDUCATION NORTHWEST	8,477.50
OREGON SCHOOL BOARDS ASSOCIATION	10,458.25
WEST INTERACTIVE SERVICES CORPORATION	11,868.50
Other Communication Services	
CENTURYLINK	1,347.48
COMCAST/INSTITUTIONAL NETWORKS	12,857.95
Periodicals	
OREGON SCHOOL BOARDS ASSOCIATION	1,095.00
Repairs and Maintenance Services	
CAMPBELL CONSTRUCTION NW	4,180.00
DELTA CONNECTS	8,587.80
LANDGREEN HARDWOOD FLOORS	9,418.68
LINDSTROM CONSTRUCTION LLC	5,000.00
SYNERGY SECURITY SOLUTIONS	10,085.00
Equipment \$5,000 and greater	
SISTERS CAR CONNECTION LLC	22,900.00
Cash Donations to Other Agencies	
CORVALLIS PUBLIC SCHOOLS FOUNDATION	65,000.00
Technology Equipment <\$1,000	
APPLE, INC	114,165.00
GOVCONNECTION INC	8,984.04
OETC	1,046.00
Change Fund	

Corvallis School District 509J
 Schedule of Cash Disbursements greater than or equal to \$1,000
 For the period of July 1, 2016 - July 31, 2016

Vendor by Fund and Object	Check Total
CASH BOX - CORVALLIS HIGH SCHOOL ATHLET.	2,000.00
CASH BOX FOR CRESCENT VALLEY HIGH SCHOOL	2,000.00
100 - General Fund Total	511,717.48
297 - Student Body Funds	
Travel, Student Out of District	
OREGON ELITE	3,500.00
297 - Student Body Funds Total	3,500.00
601 - Insurance Fund	
Other Non-instructional Professional and Technical	
CITY OF CORVALLIS_	6,040.00
Group Insurance	
SAIF CORPORATION	230,422.00
Liability Insurance	
PACE	152,042.00
Property Insurance Premiums	
BARKER-UERLINGS INSURANCE, INC	427,295.00
601 - Insurance Fund	Total
	815,799.00
Grand Total	1,331,016.48

Corvallis School District 509J
Schedule of Cash Disbursements greater than or equal to \$1,000
For the period of August 1, 2016 - August 31, 2016

Vendor by Fund and Object	Check Total
100 - General Fund	
Accounts Payable	
FIRST STUDENT INC	98,750.00
Charter School Payments	
INAVALE COMMUNITY PARTNERS, INC	58,013.11
Computer Software	
LIGHTSPEED SYSTEMS	2,760.00
OETC	7,000.00
PERFORMIO SOLUTIONS, INC. DBA EDCALIBER	12,500.00
RENAISSANCE LEARNING, INC	48,030.07
SIRSIDYNIX	30,605.45
Consumable Supplies and Materials	
AMAZON.COM CREDIT SERVICES	3,657.22
COASTWIDE LABORATORIES	26,891.32
FERGUSON ENTERPRISES #3007	6,268.02
FRED MEYER CUSTOMER CHARGES	1,005.10
GRAINGER	1,434.94
GRAYBAR ELECTRIC COMPANY INC	1,000.25
HARDWOOD CENTRE INC	1,186.76
HOME DEPOT CREDIT SERVICES	2,887.61
IDW LLC	1,353.50
KING OFFICE EQUIPMENT INC	2,325.08
MILLER PAINT COMPANY	1,027.15
NEW MANAGEMENT	4,937.63
NORTHWEST COMPRESSOR	1,475.00
OETC	117,666.00
OFFICE DEPOT, INC	1,131.78
OFFICE MAX	2,491.60
PART WORKS INC	22,487.92
PC & MACEXCHANGE	61,950.00
REXIUS	17,363.00
SCHOOL SPECIALTY	1,150.13
SHERWIN WILLIAMS	1,103.50
SPECIAL OCCASIONS	2,649.00
WELCOME RAMP SYSTEMS, INC	11,991.00
Electricity	
CONSUMERS POWER INC	17,746.67
PACIFIC POWER AND LIGHT	38,882.27
Equipment-like items \$1,000 - \$4,999	

Corvallis School District 509J
Schedule of Cash Disbursements greater than or equal to \$1,000
For the period of August 1, 2016 - August 31, 2016

Vendor by Fund and Object	Check Total
COASTWIDE LABORATORIES	1,033.83
Fuel	
BENTON COUNTY PUBLIC WORKS	2,947.51
NW NATURAL	4,211.76
Garbage	
COFFIN BUTTE LF C/O VALLEY LANDFILLS	1,615.19
REPUBLIC SERVICES	5,164.97
Instructional, Professional and Technical Service	
CORVALLIS YOUTH SYMPHONY ASSOCIATION	8,500.00
Other Communication Services	
CENTURYLINK	7,763.57
COMCAST/INSTITUTIONAL NETWORKS	13,250.27
Other Non-instructional Professional and Technical	
CORVALLIS CLINIC - OCCUPATIONAL MEDICINE	1,430.00
OPTIMIZON	6,333.00
Other Property Services	
US Bank Equipment Finance	4,177.42
Postage	
GARTEN SERVICES, INC	1,357.41
Printing and Binding	
FRANKLIN PRESS	1,481.00
Reimbursable Student Transportation	
FIRST STUDENT INC	81,149.40
Rentals	
CORVALLIS RENTAL INC	1,699.07
PHILOMATH SCOUT LODGE, INC	1,500.00
Repairs and Maintenance Services	
BENTON COUNTY PUBLIC WORKS	5,580.53
BOILER & COMBUSTION SERVICE INC	4,133.08
CAMPBELL CONSTRUCTION NW	3,594.00
CARRIER COMMERCIAL SERVICE	7,882.00
CHOWN HARDWARE	16,489.91
COASTWIDE LABORATORIES	4,114.75
DAIKIN APPLIED	14,524.00
DYNAMIC SPORTS CONSTRUCTION	24,612.00
ECO HOME COMFORT, LLC	18,533.00
HOLDERMAN PAVING, LLC	2,190.00
INTEGRITY FLOORS	8,144.50
JONES DRILLING CO. INC.	1,000.00

Corvallis School District 509J
Schedule of Cash Disbursements greater than or equal to \$1,000
For the period of August 1, 2016 - August 31, 2016

Vendor by Fund and Object	Check Total
KETCH-UM WILDLIFE CONTROL	2,325.00
KONE INC	5,899.32
LANDGREEN HARDWOOD FLOORS	19,527.80
LINDSTROM CONSTRUCTION LLC	41,990.00
NORTHWEST HARDWARE CONSULTANTS	30,000.00
OMLID & SWINNEY	2,730.00
PACIFIC POWER PRODUCTS	1,600.00
PINKHAM SPECIALTY CO	1,740.00
PUROCLEAN CERTIFIED RESTORATION	2,200.00
REED'S PAINTING, INC	6,515.00
REYNOLDS ELECTRIC, INC.	1,431.84
ROBERT LLOYD SHEET METAL, INC	18,100.00
SDB CONTRACTING SERVICES	1,195.00
SNYDER ROOFING	4,946.00
SYNERGY SECURITY SOLUTIONS	13,357.00
TIM BREWER TREE & STUMP SERVICE INC	1,975.00
W L THOMAS ENVIRONMENTAL, LLC	23,597.17
Telephone	
AT&T MOBILITY-ACCT#837370420 (TECH)	1,546.98
Textbooks	
COMMITTEE FOR CHILDREN	7,992.00
FOLLETT SCHOOL SOLUTIONS, INC	2,179.25
Travel, Out of District	
AVID CENTER	33,524.00
SILVER FALLS LODGE & CONFERENCE CENTER	4,906.66
Water and Sewage	
CITY OF CORVALLIS	33,443.91
Architect/Engineer Services	
GLUMAC	1,050.00
Payroll Deductions & Withholdings	
OSEA	18,847.21
Technology Equipment <\$1,000	
ANDESITE TECHNOLOGY	26,775.00
GOVCONNECTION INC	127,418.16
100 - General Fund Total	1,300,945.55
203 - Food Service Fund	
Food - Food Service Only	

Corvallis School District 509J
Schedule of Cash Disbursements greater than or equal to \$1,000
For the period of August 1, 2016 - August 31, 2016

Vendor by Fund and Object	Check Total
CHARLIES PRODUCE	5,257.95
FRANZ FAMILY BAKERIES	1,393.38
LOCHMEAD DAIRY	3,356.75
SYSCO FOOD SERVICE	1,311.61
Taxes and Licenses	
BENTON COUNTY ENVIRONMENTAL HEALTH DEPT.	2,112.00
203 - Food Service Fund	Total
	13,431.69
204 - District Donation Fund	
Travel, Student Out of District	
BOYS & GIRLS CLUB OF CORVALLIS	4,499.20
204 - District Donation Fund Total	4,499.20
208 - Designated Facilities Fund	
Buildings Acquisition	
WEATHERPROOFING TECHNOLOGIES, INC.	30,073.68
Consumable Supplies and Materials	
TECHNOLOGY INTEGRATION GROUP	25,935.47
Repairs and Maintenance Services	
REYNOLDS ELECTRIC, INC.	83,824.00
Technology Equip \$1,000 - \$4,999	
TECHNOLOGY INTEGRATION GROUP	5,484.81
Technology Equipment \$5,000 and greater	
TECHNOLOGY INTEGRATION GROUP	34,010.35
Architect/Engineer Services	
GLUMAC	4,691.73
KPFF	5,400.00
208 - Designated Facilities Fund Total	189,420.04
296 - Grants Fund	
Instructional, Professional and Technical Service	
ACADEMIC LANGUAGE LEARNING INSTITUTE INC	10,762.50
HIGH LEVEL TRAININGS	12,812.50
TRIPOD EDUCATION PARTNERS, INC.	9,998.22
Travel, Out of District	
COSA	1,074.00
CRYSTAL GATEWAY MARRIOTT CREDIT CARD	1,773.54
HYATT REGENCY SACRAMENTO	2,579.25
SOUTHWEST AIRLINES CREDIT CARD CHARGE	1,655.92
296 - Grants Fund Total	40,655.93
297 - Student Body Funds	
Consumable Supplies and Materials	
ADORAMA CAMERA	1,881.94
LANDSCAPE SHOPPE	1,389.00

Corvallis School District 509J
 Schedule of Cash Disbursements greater than or equal to \$1,000
 For the period of August 1, 2016 - August 31, 2016

Vendor by Fund and Object	Check Total
LIDS TEAM SPORTS	7,976.25
MEDCO COMPANY	4,194.16
VARSITY FASHIONS	4,127.50
Repairs and Maintenance Services	
TUFF SHED STORAGE & GARAGES	4,247.85
Technology Equip \$1,000 - \$4,999	
ADORAMA CAMERA	1,496.95
Travel, Student Out of District	
OREGON SCHOOL ACTIVITIES ASSOCIATION	2,850.00
297 - Student Body Funds Total	28,163.65
298 - Designated Revenue Fund	
Consumable Supplies and Materials	
DISPLAYS2GO CREDIT CARD CHARGE	2,169.08
PC & MACEXCHANGE	3,000.00
Equipment-like items \$1,000 - \$4,999	
COASTWIDE LABORATORIES	4,207.79
Repairs and Maintenance Services	
CELL PHONE SICK BAY	2,668.00
Textbooks	
NORTHWEST TEXTBOOK DEPOSITORY	3,693.94
Travel, Out of District	
CPI	2,670.00
298 - Designated Revenue Fund	Total
	18,408.81
601 - Insurance Fund	
Payroll Deductions & Withholdings	
SAIF CORPORATION	14,912.41
601 - Insurance Fund	Total
	14,912.41
Grand Total	1,610,437.28



Corvallis
SCHOOL DISTRICT

IX. ADJOURNMENT

*All times are approximate.

Note: The Chair of the Board may alter the order of business as they deem proper and necessary.



Corvallis

SCHOOL DISTRICT

Agendas – Agendas and supporting materials are available online at <https://v3.boardbook.org/Public/PublicHome.aspx?ak=1000829> a few days before each School Board meeting. For more information, please contact Kim Nelson at kimberly.nelson@corvallis.k12.or.us.

Communication With The School Board – Communication with the Board can be made by telephone, letter, e-mail and public testimony. Letters may be addressed to individual Board members or the Board as a whole and sent to 1555 SW 35th Street, Corvallis, OR 97333. E-mail may be sent to schoolboard@corvallis.k12.or.us and will be sent to all board members simultaneously as well as to key District Office staff. For more information, please contact Kim Nelson at kimberly.nelson@corvallis.k12.or.us.

Consolidated Action Agenda – The purpose of the consolidated action agenda is to expedite action on routine agenda items. All agenda items that are not held for discussion at the request of a Board member or staff member will be approved/accepted as written as part of the consolidated motion. Items designated or held for discussion will be acted upon individually.

Public Comment –

Guidelines are at: <https://www.csd509j.net/about-us/school-board/provide-input-and-be-informed/>

Executive Session – Permissible purposes of Executive Sessions include: ORS 192.660(2)(a) – Employment of Public Officers, Employees and Agents; ORS 192.660(2)(b) – Discipline of Public Officers and Employees; ORS 192.660(2)(d) – Labor Negotiator Consultations; ORS 192.660(2)(e) – Real Property Transactions; ORS 192.660(2)(f) – Exempt Public Records; ORS 192.660(2)(h) – Legal Counsel; ORS 192.660(2)(i) – Performance Evaluations of Public Officers and Employees; ORS 192.660(2)(j) – Public Investments.

Grievance Process - ORS 192.705

Grievances alleging a violation by a governing body of provisions in Public Meetings Law may be submitted in writing to Kim Nelson at kim.nelson@corvallis.k12.or.us or submitted between 8:00 am – 5:00 pm Monday through Friday at 1555 SW 35th Street, Corvallis, OR 97333. Additional information is available on the district website.

SCHOOL BOARD MEMBERS			
Judah Largent	541-231-8415	Terese Jones, Co-Vice Chair	541-230-1673
Sami Al-Abdrabbuh	541-283-6611	Shauna Tominey, Co-Vice Chair	541-829-8411
Chris Hawkins	541-602-2045	Luhui Whitebear, Chair	541-714.3305
Bernie Wang	541-704-7298		

EXECUTIVE STAFF MEMBERS	
Ryan Noss, Superintendent	541-757-5841
Melissa Harder, Assistant Superintendent / Human Resources Director	541-766-4857
Lauren Wolfe, Finance Director	541-757-5874
Byron Bethards, Student Growth & Experience Director	541-757-5470
Kim Patten, Operations Director	541-757-3849
Kim Nelson, Executive Assistant to the Superintendent; Board Secretary	541-757-5841