



## **Malakoff Independent School District**

### **Regular Meeting**

**Thursday, January 19, 2017 7:00 PM**

# Agenda of Regular Meeting

## The Board of Trustees Malakoff Independent School District

---

A Regular Meeting of the Board of Trustees of Malakoff Independent School District will be held January 19, 2017, beginning at 7:00 PM in the Malakoff Administration Building.

The subjects to be discussed or considered or upon which any formal action may be taken are listed below. Items do not have to be taken in the same order as shown on this meeting notice. Unless removed from the consent agenda, items identified within the consent agenda will be acted on at one time.

1. Call to Order, Establishment of Quorum
2. Prayer and Pledges to the Flags 4
3. Public Comments - Public comments are welcome by community members during this time. Patrons must be signed up to speak before the meeting begins. Comments must be limited to three minutes. Board members are not allowed to respond to the comments.
4. School Board Appreciation 5
5. High School State Band Member
6. Correspondence 6
7. 2015-2016 Audit Report
8. Level III Parent/Student Grievance Appeal. Tex. Gov't Code Section 551.082; 551.0821
9. Superintendent and Principals Reports: 7
  - a. Finance 12
  - b. Curriculum
  - c. Student Transfer List 21
  - d. Para-professional Employment Report
  - e. Substitute List 26
  - f. Enrollment Update 28
  - g. Board Calendar 29
  - h. HCSSA Minutes
10. Consent Agenda:
  - a. Minutes of the board meetings held on December 12, 2016 31
  - b. Monthly Financial Statements

1. Monthly Financial Statement	35
2. Cash/Investments	37
3. Board Recap Report	39
4. Board Report	41
11. Items to Consider	
a. District appraisal and performance criteria for the Superintendent Evaluation	78
b. Texas Academic Performance Report	84
c. Small school penalty on 300 miles Resolution	181
d. A-F Rating Resolution	183
e. Struck-off Property Resolution at the Sheriff's Tax Foreclosure Sale	185
12. Executive Session: At this time we will be going into Executive Session for the purposes permitted by the Texas Open Meetings Act, Texas Government Code, Section 551.001 through 551.146, Section 551.071, Consultation with Attorney, Section 41.-75, personnel matters (Appointment, Employment, Evaluation, Reassignment, Duties, Discipline, Dismissal, Complaint.) No final votes, actions, or decisions will be taken while in executive session.	
a. New Employment	
b. Resignations	
c. Superintendent's Evaluation and Contract	
13. Future Items	
a. Set date for Facilities Committee Meeting	
14. Adjournment	

The background of the top section is a faded, wavy American flag. The stars are white on a blue field, and the stripes are red and white.

## Pledges

### **American Flag:**

“I pledge allegiance to the Flag of the United States of America, and to the Republic for which it stands, one Nation under God, indivisible, with liberty and justice for all.”

The background of the bottom section is a faded Texas flag. It features a large white star on a blue field, with a red field below it.

### **Texas Flag:**

“Honor the Texas flag; I pledge allegiance to thee, Texas, one state under God, one and indivisible.”



# Thank You,

School Board Members,  
For Serving the Children  
in Our Community!

Dear Superintendent  
Perry and the Malakoff ISD  
board,

Thank you for inviting us  
to be a part of your dec.  
meeting in recognition of  
our tuition incentive  
program.

It was an honor to attend  
and a pleasure to meet you  
We appreciate you and  
look forward to seeing  
you again.

God bless You,  
The Learning Express  
Phil 1:3

## *Malakoff High School Board Report*



*January 19, 2017*

- *Girls' and Boy's BB is in full swing, they are in District and doing well.*
- *Several of our seniors have applied and been accepted to multiple Universities for next fall. A&M, OU, SFA, Texas Tech, and Tarleton State to name a few.*
- *Bench mark in English I and II was very successful. We are better off now than we have been the last couple of years. We are going to start Tutorials on January 24<sup>th</sup> and continue up until time for the exam. If they failed the bench mark, they are required to attend tutorials. Consequences will be ISS.*
- *Softball and Baseball are starting in the next two weeks. Softball tomorrow and baseball the following Friday.*
- *Track and Golf are starting soon.*
- *Power Lifting is in full swing. Our Meet is January 21.*
- *Student Council is feeding the homeless in Dallas January 18.*
- *They will attend a leadership conference with the Dallas Mavericks soon. Great opportunity to learn about the Professional Sports Business.*
- *I will be attending the Mid-Winter conference with Mr. Burns, and Mrs. Norris at the end of January.*
- *Thank you for all you do for me, our teachers, and especially all of our students. Each of you make our jobs easier.*

**LEO ORR SR. EDUCATION CENTER  
MALAKOFF ALTERNATIVE PROGRAM**

**1209 W. Royall Blvd.  
Malakoff, Texas 75148  
903-489-4132**



---

**DANIELLE COPELAND, PRINCIPAL**

**Board Report 1/19/17**

- MAP currently has 6 students enrolled (5 -MHS & 1- MMS). Gateway has 2 students.
- Edgenuity has been a great addition to MAP and Gateway. Students who have worked on both programs say that Edgenuity is more rigorous but they like it better.
- THANK YOU SCHOOL BOARD!! WE APPRECIATE EVERYTHING THAT YOU DO!!!!

# MALAKOFF MIDDLE SCHOOL



**Principal's Report  
Board of Trustees Meeting  
January, 2017**

- **Benchmark testing for 8<sup>th</sup> grade Math and Reading, and 7<sup>th</sup> grade Writing took place on Jan. 10-11. I must commend the teachers and students for the hard work they put into these tests so that we can have data to help drive our curriculum decisions so that we can be optimally prepared for the actual tests. We are trying to make the best decisions that we can for our accommodated students. The state finally released an online test for our students to practice on. Unfortunately they can't be graded online and you can't print their answers to see their data. We literally took pictures of answer choices and stories, emailed them to ourselves and then printed them so that we could see how they are doing online. We also did several tests ½ online and ½ oral just to see which ones the students were more comfortable with. It was a lot of work, but well worth it.**
- **We have our 8<sup>th</sup> grade PBL "Shark Tank" scheduled for Wednesday, Jan. 18<sup>th</sup>.**
- **Our boys and girls basketball teams are doing very well.**
- **Mr. Robinson has plans to start meeting with 8<sup>th</sup> grade students regarding their HS graduation plans.**
- **Spring is typically a time where student interest wanes and discipline problems arise. Currently, things seem to be going very well, and hopefully, this pattern will continue through the remainder of the school year.**

## Malakoff Elementary

### Jan 2017 Report

1. Tutorials started again this week on Tuesday and Thursdays
2. Academic Assembly was held today for the 3<sup>rd</sup> 6 weeks
3. Staff and students are getting back in routine after the Holiday
4. We continue to get challenging students moving into the district from all over the country
5. The Christmas program was a great success and fun for all

## TOOL ELEMENTARY

*National Blue Ribbon Nominee 2016*

Our Motto: We're Gr-reat!



1201 S. Tool Dr., Tool, TX 75143  
903-432-2637 / 903-432-3666 Fax  
[Christal.Calhoun@malakoffisd.org](mailto:Christal.Calhoun@malakoffisd.org)

---

### Campus Update

- WE APPRECIATE YOU! THANK YOU FOR SERVING ON THE MISD SCHOOL BOARD! YOU MATTER!!
- On January 29<sup>th</sup> I will be taking 4 teachers with me to Austin to the TASA Midwinter conference. We will be receiving an award for being one of 26 schools in Texas to become a National Blue Ribbon School. Mrs. Youngman, Mrs. Jones, Mrs. Rath and Mrs. Castro will be attending the award ceremony. Our school and students will be featured in a power point as well.
- On February 2<sup>nd</sup> I will be taking 3 teachers to Austin for the State Board of Education to present us with an award. This ceremony will be held at the capital and will also include a luncheon for the 3 teachers, Mrs. Kirkland, Mrs. Parker, Mrs. Willbanks, myself and Mrs. Norris.
- Attendance Goal Fieldtrip – we will have over 125 students attending a fieldtrip to the movies for meeting their first semester attendance goal!
- Granny Calhoun had a great BINGO party for perfect attendance during the 3<sup>rd</sup> six weeks. The staff did an amazing job donating great prizes for the students to win.
- Our mentoring program is up and running again – after the Christmas holiday! We are holding strong at about 25 members. Most come from the Cedar Creek Lake United Methodist Church and Providence Baptist Church.

Check Date	Payee	Reason	Amount	EFT
<b>Finance Reporting</b>				
12-01-2016	CLAIMS ADMINISTRATIVE SERVICES, INC	Stacy Crist	137.00	N
12-01-2016	CLAIMS ADMINISTRATIVE SERVICES, INC	Crist - Medical 12/1	137.00	N
12-02-2016	CLAIMS ADMINISTRATIVE SERVICES, INC	DELAIR - Athens Emergency	183.91	N
12-02-2016	CLAIMS ADMINISTRATIVE SERVICES, INC	DELAIR - Medical Surgical	137.00	N
12-02-2016	CLAIMS ADMINISTRATIVE SERVICES, INC	DELAIR - Medical surgical	163.52	N
12-02-2016	CLAIMS ADMINISTRATIVE SERVICES, INC	DELAIR - Medical surgical	285.52	N
12-02-2016	CLAIMS ADMINISTRATIVE SERVICES, INC	duplicate entry	-49.02	N
		DELAIR - Tyler Radiology	49.02	N
		DELAIR - Medical surgical	300.52	N
		<b>Check Total:</b>	<b>300.52</b>	
12-02-2016	CLAIMS ADMINISTRATIVE SERVICES, INC	DELAIR - Tyler Radiology	49.02	N
12-02-2016	ATSSB REGION 3	REGION ENTRY FEES 12/5	84.00	N
		MIDDLE SCHOOL ENTRIES 12/1	192.00	N
		<b>Check Total:</b>	<b>276.00</b>	
12-02-2016	CITY OF MALAKOFF	water	592.48	N
		water	73.00	N
		water	754.02	N
		water	434.37	N
		water	278.87	N
		water	394.18	N
		water	1,139.15	N
		water	577.70	N
		water	73.00	N
		water	637.99	N
		water	394.18	N
		water	50.91	N
		<b>Check Total:</b>	<b>5,399.85</b>	
12-02-2016	CROSS ROADS ISD	JV Girls Bkball Tourney 12/13	200.00	N
		VOID - DID NOT PARTICIPATE	-200.00	N
		<b>Check Total:</b>	<b>.00</b>	
12-02-2016	LAPOYNOR ISD	JV Girls Bkball Tourney 12/2	150.00	N
12-02-2016	LOWE'S	wastebaskets	25.50	N
		electrical fish stick	35.17	N
		<b>Check Total:</b>	<b>60.67</b>	
12-02-2016	MARIA BECERRA	ESL sitter	60.00	N
12-02-2016	MP2 ENERGY TEXAS	electricity	23,833.18	N
12-02-2016	SONIA GONZALEZ-PEREZ	ESL sitter	60.00	N
12-02-2016	Trinity Valley Electric Cooperative	electricity	28.31	N
		electricity	4,655.17	N
		<b>Check Total:</b>	<b>4,683.48</b>	
12-02-2016	Walmart Community/RFCSELLC	Student Council	261.09	N
		Senior Night supplies	100.12	N
		Theatre Supplies	155.64	N
		Senior Night	68.19	N
		<b>Check Total:</b>	<b>585.04</b>	
12-02-2016	WEST CEDAR CREEK M. U. D.	water	209.04	N
		water	880.48	N
		<b>Check Total:</b>	<b>1,089.52</b>	

Check Date	Payee	Reason	Amount	EFT
12-02-2016	CENTURY LINK	telephone	3,819.40	N
12-05-2016	MALAKOFF ISD	VET'S DAY PROGRAM/MASTER CARD	246.00	N
12-05-2016	SUBWAY	Meals- Girls Bkball 11/17	82.50	N
12-05-2016	LILLY ENTERPRISES	Meals-MS Boys Bkball 12/5	174.24	N
12-05-2016	ATMOS	gas	858.24	N
12-06-2016	UNIVERSITY OF TEXAS AT TYLER	Reg - Law Conference 12/8	50.00	N
12-06-2016	BOOST PREMIER GROUP	SPIRIT TOWELS	669.55	N
12-06-2016	TEACHER RETIREMENT SYSTEM	balance for november	838.70	N
12-06-2016	CHUCK'S TRAVEL COACHES, INC.	Buses-FB Playoffs in Austin	6,300.00	N
12-07-2016	CLAIMS ADMINISTRATIVE SERVICES, INC	DELAIR J - tyler Radio	14.87	N
12-07-2016	CLAIMS ADMINISTRATIVE SERVICES, INC	Crist - Tyler Radio	13.79	N
12-07-2016	CLAIMS ADMINISTRATIVE SERVICES, INC	Delair J - Athens Emerg	96.90	N
12-08-2016	MALAKOFF ISD	FOOTBALL TEAM HAND WARMERS	17.76	N
12-08-2016	MALAKOFF ISD	Tran to WC 12/08	790.72	N
12-08-2016	MALAKOFF ISD	Transfer to WC 12/08	125.56	N
12-12-2016	MARTIN BRUMIT	REIMBURSE SUPPLIES	12.97	N
12-12-2016	DANNY,S SMOKEHOUSE BAR-B-Q, INC.	FACULTY CHRISTMAS MEAL	510.00	N
12-12-2016	MILANO PIZZA	Office Aide Christmas Luncheon	62.00	N
12-12-2016	TEACHER RETIREMENT SYSTEM	Dec Insurance	28,563.00	N
		Dec Insurance	29,123.50	N
		Dec Insurance	40,337.00	N
		<b>Check Total:</b>	<b>98,023.50</b>	
12-12-2016	MALAKOFF ISD	trans to WC	892.00	N
		Transfer to WC 12/12/2016	1,348.04	N
		<b>Check Total:</b>	<b>2,240.04</b>	
12-12-2016	JAMIE RUNNING	Brothers by Choice	1,000.00	N
12-13-2016	MALAKOFF ISD	National Benefit Deposit	301.19	N
12-13-2016	CLAIMS ADMINISTRATIVE SERVICES, INC	Cortez - My Matrixx	44.28	N
12-14-2016	CLAIMS ADMINISTRATIVE SERVICES, INC	Delair A - Medical Surgical	195.16	N
12-14-2016	CLAIMS ADMINISTRATIVE SERVICES, INC	Delair A - Medica surgical	300.52	N
12-14-2016	CLAIMS ADMINISTRATIVE SERVICES, INC	Crist - Medical Surgical	163.52	N
12-14-2016	CLAIMS ADMINISTRATIVE SERVICES, INC	Crist - Medical surgical	163.52	N
12-14-2016	CLAIMS ADMINISTRATIVE SERVICES, INC	Crist - Medical Surgical	300.52	N
12-14-2016	CLAIMS ADMINISTRATIVE SERVICES, INC	Crist - Medical Surgical	300.52	N
12-14-2016	FAN CLOTH PRODUCTS, LLC	PAYMENT ON FUNDRAISER	3,029.00	N
12-14-2016	MALAKOFF ISD	REIMBURSE/HEAD START CHRISTMAS	834.46	N
12-14-2016	ABLES-LAND, INC	Chairs/Conference Room	2,000.00	N
		Supplies	226.93	N
		SUPPLIES	673.32	N
		name plates	76.50	N
		nameplate stand	-18.00	N
		toner	79.99	N
		typewriter supplies	29.96	N
		window envelopes	174.85	N
		toner	79.99	N
		file labels	3.49	N
		folders	44.98	N
		calendar refill	9.99	N
		file folders	26.99	N
		adding paper, air duster	17.98	N
		biners	6.98	N



Check Date	Payee	Reason	Amount	EFT
		key		.99 N
		painting supplies		12.86 N
		<b>Check Total:</b>	<b>909.56</b>	
12-14-2016	BLOOMING GROVE ISD	MS Boys BkBall Tourn 12/15	350.00	N
12-14-2016	BSN SPORTS, LLC	Backboard Padding	200.00	N
		Backboard Padding	58.00	N
		Bkball shoes,scorebk,balls,pad	1,526.84	N
		Bkball mesh tanks, shorts	480.55	N
		GIRLS BKBALL EQUIPMENT	1,314.40	N
		hoodies,whistles,dry erase brd	609.35	N
		Basketball Supplies	956.37	N
		Volleyball Equipment	662.50	N
		<b>Check Total:</b>	<b>5,808.01</b>	
12-14-2016	BULLARD ISD	PWL MEET Fee 2/18	650.00	N
12-14-2016	CDW GOVERNMENT	VIDEO SUPPLIES	215.95	N
		VIDEO SUPPLIES	37.98	N
		Microsoft - Due 11/30/2016	10,304.01	N
		<b>Check Total:</b>	<b>10,557.94</b>	
12-14-2016	CENTRAL RESTAURANT PRODUCTS	Kitchen Supplies	542.80	N
12-14-2016	CLAIMS ADMINISTRATIVE SERVICES, INC	final audit	1,122.45	N
12-14-2016	COBURN'S ATHENS (39)	vacuum breaker repair-Tool	55.25	N
		restroom repair - Tool	29.80	N
		<b>Check Total:</b>	<b>85.05</b>	
12-14-2016	CCI	long distance phone	228.29	N
12-14-2016	CYNERGY TECHNOLOGY	ShoreTel Equipment	1,076.40	N
		ShoreCare Annual Renewal	4,609.29	N
		VMWare Annual Support	1,115.63	N
		<b>Check Total:</b>	<b>6,801.32</b>	
12-14-2016	D & H DISTRIBUTING COMPANY	HP 35S Calculators	219.96	N
12-14-2016	DANIELLE COPELAND	Meals-NELI Conf 12/6-7	38.14	N
12-14-2016	DEMCO	Supply order	199.08	N
12-14-2016	DREAM RANCH OFFICE SUPPLIES	TONER SUPPLIES	2,135.88	N
		DRUM UNIT	123.95	N
		<b>Check Total:</b>	<b>2,259.83</b>	
12-14-2016	EAGLE AUTO GLASS	windshield	252.50	N
		green laminate	231.60	N
		windshield installations	1,050.00	N
		<b>Check Total:</b>	<b>1,534.10</b>	
12-14-2016	ERIC ARMIN, INC.	Classroom Supplies	209.45	N
		Classroom Supplies	31.90	N
		<b>Check Total:</b>	<b>241.35</b>	
12-14-2016	EAST TEXAS ALARM, INC.	monitoring service	44.00	N
12-14-2016	ELKHART ISD	Meals-PWL MEET 1/14	132.00	N
		PWL MEET FEES 1/14	500.00	N
		<b>Check Total:</b>	<b>632.00</b>	
12-14-2016	ELLIOTT ELECTRIC SUPPLY	bulbs for HS stage	5.04	N
		HS parking lot lights	839.80	N
		parking lot lights	23.18	N
		outside lighting repairs-Tool	144.11	N
		<b>Check Total:</b>	<b>1,012.13</b>	
12-14-2016	WEX BANK	fuel	96.33	N

Check Date	Payee	Reason	Amount	EFT
12-14-2016	FAIRFIELD HIGH SCHOOL	PWL MEET FEES 1/26	600.00	N
12-14-2016	FLATT STATIONERS, INC.	PAPER	1,980.00	N
12-14-2016	FOLLETT SCHOOL SOLUTIONS, INC.	BookOrder 27 titles	380.24	N
		BookOrder 27 titles	115.05	N
		Renew Hosted service 4 campuse	4,000.00	N
		<b>Check Total:</b>	<b>4,495.29</b>	
12-14-2016	HEAVY DUTY BUS PARTS	door paddle #64	113.25	N
12-14-2016	HENDERSON CO APPRAISAL DISTRICT	1st Quarter	65,853.00	N
12-14-2016	HENDERSON COUNTY SHARED	January	29,833.01	N
		December	29,833.01	N
		<b>Check Total:</b>	<b>59,666.02</b>	
12-14-2016	HOUGHTON MIFFLIN HARCOURT	Easy CBM	760.00	N
		Easy CBM	1,520.00	N
		Textbook Order	103.60	N
		Textbook Order	116.00	N
		<b>Check Total:</b>	<b>2,499.60</b>	
12-14-2016	JAMES INSPECTION CENTER	inspection #42	7.00	N
		inspection #113	7.00	N
		inspection - AG trailer	7.00	N
		<b>Check Total:</b>	<b>21.00</b>	
12-14-2016	JASON BRADBERRY	MS G Bkball vs Elkhart 12/5	140.52	N
12-14-2016	JourneyEd.com, Inc.	AV TECH & AV PRODUCTION	1,738.50	N
12-14-2016	KING SAND & GRAVEL	rock for bus barn	454.58	N
12-14-2016	KONTRABAND INTERDICTION & DETECTION	school inspection	213.00	N
		school inspection	213.00	N
		<b>Check Total:</b>	<b>426.00</b>	
12-14-2016	LABATT FOOD SERVICE	food	4,663.26	N
		paper goods	316.66	N
		food	5,454.28	N
		a la carte food	135.32	N
		paper goods	373.38	N
		food	7,095.74	N
		paper goods	518.86	N
		food	4,521.71	N
		paper goods	454.59	N
		<b>Check Total:</b>	<b>23,533.80</b>	
12-14-2016	MALCOLM QUATTLEBAUM	Var FB vs Westwood 10/14-Clock	95.00	N
12-14-2016	MARIA BECERRA	ESL sitter	40.00	N
12-14-2016	MATHCOUNTS FOUNDATION	Math Counts Competition	95.00	N
12-14-2016	MELANIE DUNN	Girls Bkball-Waxahachie 11/15	190.09	N
12-14-2016	MELODY'S SOUTHWEST CONSORTIUM	DOT drug & alcohol testing	1,558.00	N
12-14-2016	MELVIN ALLEN	MS Boys Bkball- Westwood 11/28	163.10	N
12-14-2016	MISD ATHLETICS	FB Playoffs vs Troy 11/11	167.65	N
12-14-2016	MILLS FEED & SUPPLY	Plants/School Garden	89.70	N
12-14-2016	MONTY WILLIS	Girls Bkball-Dallas Life 11/29	200.84	N
		Girls Bkball-Waxahachie 11/15	200.84	N
		<b>Check Total:</b>	<b>401.68</b>	
12-14-2016	MSB	Admin Fees	290.36	N
		Admin Fees	248.66	N
		Admin Fees	22.29	N
		Admin Fees	214.12	N
		<b>Check Total:</b>	<b>775.43</b>	

Check Date	Payee	Reason	Amount	EFT
12-14-2016	NALCOM WIRELESS	main boards-mobile dvr	335.00	N
12-14-2016	NASCO	measuring cups,whisks,spoons	144.56	N
12-14-2016	NATIONAL SIGN	banners	198.00	N
12-14-2016	NATIONAL SUPPLY CO.	sprinkler & riser	99.54	N
		toilet strap wrench	6.66	N
		<b>Check Total:</b>	<b>106.20</b>	
12-14-2016	NELSON PROPANE GAS INC.	propane - HS burnisher	20.00	N
		propane - Ag Shop	512.00	N
		<b>Check Total:</b>	<b>532.00</b>	
12-14-2016	NEOPOST USA, INC.	lease 1/1/17 - 3/31/17	77.38	N
		lease 1/1/17 - 3/31/17	77.38	N
		lease 1/1/17 - 3/31/17	77.37	N
		lease 1/1/17 - 3/31/17	77.38	N
		<b>Check Total:</b>	<b>309.51</b>	
12-14-2016	OAK FARMS DAIRY DALLAS	milk	1,887.91	N
		milk	1,150.15	N
		milk	2,877.56	N
		mlk	1,553.60	N
		<b>Check Total:</b>	<b>7,469.22</b>	
12-14-2016	OFFICE DEPOT	TESTING SUPPLIES	105.16	N
		SUPPLIES	127.99	N
		Science Classroom Supplies	380.41	N
		Office Supplies	48.66	N
		Office Supplies	219.99	N
		<b>Check Total:</b>	<b>882.21</b>	
12-14-2016	O'REILLY AUTOMOTIVE STORES, INC.	filters	109.48	N
		oil, filter #124	78.88	N
		battery #60	319.17	N
		jack stands	14.99	N
		<b>Check Total:</b>	<b>522.52</b>	
12-14-2016	PAUL LOPER	Girls Bkball-Dallas Life 11/29	30.00	N
		Girls Bkball-Waxahachie 11/15	30.00	N
		<b>Check Total:</b>	<b>60.00</b>	
12-14-2016	PERFECTION LEARNING	US History,Prep AP Exam	141.52	N
12-14-2016	PITSCO, INC.	ROBOTICS TEKS	1,530.07	N
12-14-2016	PORTA PHONE	Headset Replacement Part	250.00	N
12-14-2016	PRESTWICK HOUSE	Books & Teachers Guide	137.49	N
12-14-2016	PRICE INTERNATIONAL INC	bus 38 repair parts	605.70	N
12-14-2016	COLLEGE ENTRANCE EXAMINATION BOARD	PSAT Tests	1,485.00	N
12-14-2016	RED HAT RENTALS	lift - HS & Tool light repairs	265.00	N
12-14-2016	REGION VII ESC	Fall Update Workshop 10/25	50.00	N
		TEKS Resources System	491.40	N
		CTE	1,612.08	N
		TEKS Resources System	808.20	N
		Guidance & Counseling	400.00	N
		REG-504 UPDATE 10/25	50.00	N
		Legal Consulting Services	250.00	N
		Superintendent Academy Trainin	240.00	N
		OnDataSuite	1,980.00	N
		Investment Officer Training	100.00	N
		504 UPDATE FALL COURSE 10/25	50.00	N
		TEKS Resources System	1,198.20	N
		TEKS Resources System	808.20	N
		504 Fall Update 10/25	50.00	N
		Purchasing Cooperative	1,007.00	N

Check Date	Payee	Reason	Amount	EFT
		Investment Training	100.00	N
		BrainPOP ESL	40.00	N
		Rosetta Stone	2,850.00	N
		Nurses Health & PE	400.00	N
		bus driver enrollment card	15.00	N
		DMAC - TEKScore	400.00	N
		DMAC - TAG	400.00	N
		Title I Part A	2,353.20	N
		DMAC - State Assessment	480.00	N
		DMAC - SIP	800.00	N
		DMAC - lead4ward	472.00	N
		Admin Leadership Coop	680.00	N
		DMAC - Option 1	158.00	N
		DMAC - Appraisals	400.00	N
		Personnel Cooperative	560.00	N
		Digital Learning Basic Members	300.00	N
		Discovery Education Streaming	2,732.00	N
		BrainPOP	2,707.00	N
		<b>Check Total:</b>	<b>24,942.28</b>	
12-14-2016	RONALD KOTARA	MS G Bkball vs Elkhart 12/5	85.05	N
		MS Boys Bkball-Frankston 12/12	125.64	N
		<b>Check Total:</b>	<b>210.69</b>	
12-14-2016	S P BARKLEY CO	trimmer line	35.99	N
		blades, ear plugs	129.54	N
		plange nuts, wrench, shield	19.96	N
		chains	21.22	N
		<b>Check Total:</b>	<b>206.71</b>	
12-14-2016	SCANTRON CORPORATION	Testing materials	78.13	N
		Testing materials	300.49	N
		<b>Check Total:</b>	<b>378.62</b>	
12-14-2016	SCHOOL SPECIALTY, INC.	PRINTER SUPPLIES	76.45	N
		AV Production News Desk	377.90	N
		AV Production News Desk	331.15	N
		PRINTER SUPPLIES	2,396.21	N
		Student Admit Books	75.80	N
		<b>Check Total:</b>	<b>3,257.51</b>	
12-14-2016	SCOTT MORGAN	MS Boys Bkball vs Weswood11/28	144.18	N
		MS Boys Bkball-Frankston 12/12	159.18	N
		<b>Check Total:</b>	<b>303.36</b>	
12-14-2016	SHERWIN WILLIAMS	paint - HS gym	81.95	N
12-14-2016	SMITH,LAMBRIGHT & ASSOC.,P.C.	Audit	12,600.00	N
12-14-2016	SOI SYSTEMS, INC.	Form L & CR tests	198.00	N
		Form L & CR tests	46.55	N
		<b>Check Total:</b>	<b>244.55</b>	
12-14-2016	SONIA GONZALEZ-PEREZ	ESL sitter	20.00	N
12-14-2016	STUDIES WEEKLY	SUPPLEMENT TO SCIENCE	589.05	N
12-14-2016	BENJAMIN HASSELL	Thank You cards-Blue Ribbon Ce	165.00	N
12-14-2016	SULLIVAN SUPPLY SOUTH, INC.	FFA SHOW SUPPLIES	238.50	N
12-14-2016	TANNER MOTOR COMPANY	bus towing #38	125.00	N
12-14-2016	THOMAS BUS GULF COAST	Windshields-#58, 61, 62 & 63	1,352.84	N
12-14-2016	THSBICA	REG-BASEBALL CLINIC 1/12-14	80.00	N
		REG-BASEBALL CLINIC 1/12-14	80.00	N
		REG-BASEBALL CLINIC 1/12-14	80.00	N
		<b>Check Total:</b>	<b>240.00</b>	

Date Run: 01-09-2017 2:14 PM  
 Cnty Dist: 107-906  
 From 12-01-2016 To 12-31-2016  
 Accounting Period: A

Y-T-D Check Payments  
 Malakoff ISD  
 Sort by Check Date, Check Number

Program: FIN1750  
 Page: 8 of 9  
 File ID: C

Check Date	Payee	Reason	Amount	EFT
12-14-2016	TX HIGH SCHOOL POWERLIFTING ASSOC.	MEMBERSHIP DUES	75.00	N
12-14-2016	THSWPA	PWL COACHES MEMBERSHIP DUES	75.00	N
12-14-2016	TIMECLOCK PLUS	support services	1,800.00	N
12-14-2016	TX A&M POWERLIFTING	PWL Meet 1/28	40.00	N
12-14-2016	Agency405, TX Dept of Public Safety	name searches	14.00	N
12-14-2016	TEXAS STATE LIBRARY AND	TexQuest participation fee	325.25	N
12-14-2016	UNIFIRST CORP	mats, mops	186.00	N
12-14-2016	UNIVERSAL TIME	football field speaker	1,477.03	N
		field speaker system check	341.25	N
		annual fire alarm inspection	1,470.00	N
		<b>Check Total:</b>	<b>3,288.28</b>	
12-14-2016	VERIZON WIRELESS	cell phones	606.00	N
12-14-2016	WALKER PLUMBING SUPPLIES	AG supplies	249.45	N
12-14-2016	WHATABURGER # 613	Meals-MS Girls BkBall 11/28	133.20	N
12-14-2016	WILLIAM V. MACGILL & CO.	supplies for nursing offices	392.74	N
12-14-2016	XEROX CORPORATION	copier	220.06	N
		copier	218.89	N
		copier	193.98	N
		copier	193.98	N
		copier	170.36	N
		credit on color copies	-26.08	N
		credit for color copies	-24.91	N
		copier	170.69	N
		copier	170.69	N
		copier	170.36	N
		copier	468.30	N
		copier	170.36	N
		copier	416.23	N
		copier	194.07	N
		copier	193.98	N
		copier	193.98	N
		copier	170.36	N
		copier	193.98	N
		copier	108.38	N
		<b>Check Total:</b>	<b>3,567.66</b>	
12-14-2016	ZONES, INC	Monitors	693.05	N
		Plantronic Headsets for ShoreT	353.76	N
		Memory	307.86	N
		<b>Check Total:</b>	<b>1,354.67</b>	
12-15-2016	MALAKOFF ISD	MEAL-UIL COMPETITION	270.00	N
12-15-2016	MALAKOFF ISD	Transfer to WC 12/15/2016	275.59	N
12-15-2016	CLAIMS ADMINISTRATIVE SERVICES, INC	November Fees	892.00	N
12-16-2016	CLAIMS ADMINISTRATIVE SERVICES, INC	Delair A - Texas Medical Resou	271.47	N
12-16-2016	IRS	Dec Payroll	65,775.70	N
		Dec payroll	10,476.58	N
		Dec payroll	10,476.58	N
		<b>Check Total:</b>	<b>86,728.86</b>	
12-16-2016	CLAIMS ADMINISTRATIVE SERVICES, INC	Cortexz - health E	4.12	N
12-16-2016	DAIRY QUEEN	Meals-V Girls Bkball 12/3	62.50	N
12-16-2016	CAPITAL ONE, N.A.	FCCLA membership dues	176.00	N
		Donut Palace - Veteran's Day	246.00	N
		ATTENDANCE AWARD	16.97	N
		Hotel-Blue Ribbon 11/6-9	1,620.63	N
		Polo Shirts-Blue Ribbon 2016	718.00	N

Check Date	Payee	Reason	Amount	EFT
		DFW Parking	48.00	N
		American Airlines	200.00	N
		Uber	127.93	N
		Brookshires	72.43	N
		Brookshires	50.52	N
		Brookshires	79.75	N
		Brookshires	120.23	N
		MSB Tolls	3.50	N
		LaQuinta	130.53	N
		Hotel-CC Regionals 10/28	246.05	N
		TX Food Handler Pro	39.96	N
		East TX Screen Printing-plaque	36.00	N
		Brookshires	21.22	N
		Brookshires	11.98	N
		Portable CD Players/Headphones	88.47	N
		Life Skills Trip	229.20	N
		Hotel-CAST Conference 11/9-12	842.61	N
		MSB Tolls	5.52	N
		Hotel-TASBO Conf 2/28-3/2	233.45	N
		Hotel-TASBO Conf 2/28-3/2	233.45	N
		Reg-TASBO Conf 2/28-32	370.00	N
		Reg-TASBO Conf 2/28-32	370.00	N
		TASBO Activity Fund Course	170.00	N
		Region IV	693.60	N
		Hobbs Pest Management	220.00	N
		Republic Services	1,472.51	N
		Logmeininc.com-subscription	158.83	N
		Parking - SpiceWorld Conv	12.00	N
		Hotel - SpiceWorld Conv	94.83	N
		Brookshires	16.57	N
		ESL SNACKS	48.56	N
		ESL SNACKS	55.89	N
		<b>Check Total:</b>	<b>9,281.19</b>	
12-16-2016	S & W FILTER SERVICE	filter service	1,690.70	N
12-16-2016	TEXAS COMPUTER EDUCATION ASSOC.	Registration/Meals 2/5-10	399.00	N
12-16-2016	ATSSB REGION 3	AREA AUDITION FEES-DUE 1/7/201	60.00	N
12-16-2016	HALDEMAN-HOMME INC/ANDERSON LADD IN	Replace bleacher padding	3,940.00	N
12-16-2016	KAUFMAN ISD ATHLETICS	VG BB TOURNAMENT 12/27	275.00	N
12-16-2016	DIAMOND COLLISION CENTER	vehicle repairs	690.13	N
12-27-2016	ATTORNEY GENERAL OF TEXAS	Dec Child support	975.03	N
		<b>Finance Reporting Total:</b>	<b>545,771.15</b>	
		<b>Grand Total:</b>	<b>545,771.15</b>	

End of Report

**Malakoff ISD Transfer Students  
2016-2017**

	Student Name	Grade	Campus	Returning	New	Date	Home District	Reason	Ethnic
1	Allbright, Alexia	10	HS		Yes	8/8/2016	Cross Roads		?
2	Banks, Matthew	11	HS	Yes		8/17/2015	Corsicana		?
3	Barina, Deavyn	10	HS	yes		7/7/2016	Athens		?
4	Beck, Trinity	11	HS	Yes		8/17/2015	Athens		W
5	Boles, Shaylea	10	HS	Yes		8/17/2015	Athens		W
6	Calhoun, Colby	10	HS	Yes		8/17/2015	Eustace		W
7	Castro, Jacob	12	HS	Yes		10/19/2016	Athens		W
8	Chewning, Angel	12	HS	Yes		8/28/16	Mabank		W
9	Clark, Devin	10	HS	Yes		8/29/16	Athens		W
10	Clakley, Richey	11	HS		Yes	8/22/16	Athens		?
11	Crabtree, Presley	10	HS		Yes	8/19/16	Cross Roads		W
12	Davis, Detric	9	HS	Yes		9/9/2015	Athens		?
13	Gatlin, Shelby	12	HS	yes		5/16/16	Athens		?
14	Harris, Abbey	9	HS	Yes		9/9/2015	Athens		W
15	Harris, Jason	12	HS	Yes		5/20/16	Athens		?
16	Henry, Orin	9	HS		Yes	8/29/16	Cross Roads		W
17	Hernandez, Jonathan	10	HS	Yes		7/7/2016	Trinidad		W
18	Hernandez, Ochenne	9	HS	Yes		7/7/2016	Trinidad		W
19	Horn, Michaela	12	HS	Yes		1/20/16	Athens		W
20	Hornbuckle, Javion	9	HS	Yes		6/27/16	Trinidad		B
21	Hurd, Kamry	12	HS	Yes		8/17/2015	Athens	Employee child	B
22	Hurd, Kannon	9	HS	Yes		8/17/2015	Athens	Employee child	B
23	Jones, Destinie	11	HS	Yes		8/17/2015	Mabank		W
24	Killingsworth, Broderick	9	HS	Yes		8/26/16	Trinidad		B
25	Killingsworth, Brykell	10	HS	Yes		8/26/16	Trinidad		B
26	King, Dallas	9	HS	Yes		8/17/2015	Athens		W
27	Lee, Jake	11	HS	Yes		9/28/2016	Athens	Employee child	W
28	Leis, Kinsey	10	HS	Yes		8/17/2015	Cross Roads	Employee child	W
29	Little, Jacob	9	HS	Yes		8/17/2015	Athens	Employee child	W
30	Marshall, Cameron	10	HS		Yes	11/8/2016	Cross Roads		?
31	McCoy, Cully	10	HS	Yes		8/17/2015	Kerens		W
32	McKenzie, Nicholas	12	HS		Yes	8/28/16	Eustace		W
33	Miers, Rowdy	10	HS		Yes	8/8/2016	Cross Roads		?
34	Miller, Juddson	11	HS	Yes		8/17/2015	Kerens		W
35	Norman, Watt	10	HS		Yes	8/8/2016	Cross Roads		?
36	Orgman, Hunter	9	HS	Yes		5/13/16	Eustace		W
37	Patton, Jack	12	HS		Yes	1/4/2016	Kerens		W
38	Patton, Mark	9	HS	Yes		1/4/2016	Kerens		W
39	Pugh, Joseph	9	HS		Yes	4/8/2016	Trinidad		?
40	Rimple, Sara	9	HS		Yes	7/7/2016	Athens		?
41	Rimple, Shae	11	HS	Yes		1/19/2016	Athens		?
42	Robertson, Cheyenne	11	HS	Yes		8/17/2015	Athens		W
43	Rodriques, LaLisa	11	HS	Yes		8/17/2015	Athens		W
44	Scott, Andrew	12	HS		Yes	8/17/2015	Eustace		W
45	Sims, Desmond	11	HS		Yes	9/12/2016	Athens		B
46	Spivey, Claire	9	HS	Yes		8/17/2015	Crossroads		?
47	Stegall, Joseph	12	HS	Yes		6/4/2016	Athens		W
48	Stokes, Robert	11	HS	Yes		8/17/2015	Eustace		W
49	Tart, Ari	11	HS	Yes		8/17/2015	Trinidad		W
50	Tart, Chaney	11	HS	Yes		8/17/2015	Trinidad		W
51	Walden, Julia	12	HS	Yes		4/14/16	Cross Roads		W
52	Waldo, Jesus	11	HS		Yes	9/8/2016	Cross Roads		?
53	White, Eden	11	HS		Yes	8/17/2015	Athens		?
54	White, Joey	9	HS		Yes	8/17/2015	Athens		?

**Malakoff ISD Transfer Students  
2016-2017**

	Student Name	Grade	Campus	Returning	New	Date	Home District	Reason	Ethnic
1	Carter, Erin	6	MS	Yes		8/18/2015	Athens		W
2	Baker, Brittney	7	MS	Yes		7/13/16	Cross Roads		W
3	Castro, Drew	7	MS	Yes		10/19/2016	Athens		W
4	Crabtree, Riley	8	MS		Yes	8/19/16	Cross Roads		W
5	Crawford, Baleigh	7	MS	Yes		8/22/16	Athens		?
6	Crawford, Beleigh	6	MS	Yes		8/22/16	Athens		
7	Crawford, Charles	8	MS	Yes		8/22/16	Athens		?
8	Davidson, Anthony	8	MS	Yes		9/9/2015	Eustace		W
9	Digman, Sage	6	MS	Yes		8/17/2015	Eustace		W
10	Dowell, Dazmyne	6	MS	Yes		8/17/2015	Trinidad		B
11	Dunacusky, Ethan	7	MS	Yes		9/9/2015	Trinidad		S
12	Dunacusky, Evan	8	MS	Yes		9/9/2015	Trinidad		S
13	Dunn, Kayenne	6	MS		Yes	8/18/16	Athens		W
14	Finch, Oriyana	6	MS	Yes		8/17/2015	Eustace		W
15	Fulton, Dlasia	6	MS	Yes		5/10/2015	Trinidad	Employee child	B
16	Fulton, Quintin	7	MS	Yes		5/10/2015	Trinidad	Employee child	B
17	Gilfillan, Christian	6	MS		Yes	8/8/2016	Athens		?
18	Gordon, Madysen	8	MS	Yes		8/17/2015	Athens		?
19	Grant, Umonte	7	MS	Yes		10/19/15	Trinidad		B
20	Hernandez, Katie	7	MS		Yes	8/24/16	Athens		?
21	Hernandez, Zayne	7	MS	Yes		7/7/2016	Trinidad		W
22	Holloway, Quintin	8	MS	Yes		8/17/2015	Athens		W
23	Holt, Allyson	7	MS	Yes		8/17/2015	Kerens		W
24	Hustead, Wes	8	MS	Yes		7/7/2016	Cross Roads		W
25	Jackson, DeMia	6	MS	Yes		5/25/16	Athens		B
26	Jones, Kainnen	7	MS	Yes		8/17/2015	Mabank		W
27	Jones, Kylee	8	MS	Yes		8/17/2015	Athens		W
28	Lee, Jaydn	6	MS		Yes	8/18/2015	Athens		W
29	Little, Gracie	6	MS	Yes		8/17/2015	Athens	Employee child	W
30	Long, Trey	8	MS	Yes		5/27/16	Tool		W
31	Martin, Kullen	6	MS		Yes	7/27/16	Athens		W
32	Meine, Preston	8	MS	Yes		7/5/2016	Eustace		W
33	Merritt, Boyd	6	MS	Yes		8/17/2015	Kerens	Employee child	W
34	Mosley, Jaylen	8	MS	Yes		9/18/2015	Athens		B
35	Perry, Kelsey	8	MS		Yes	8/26/16	Eustace		?
36	Pugh, Tatum	8	MS	Yes		8/17/2015	Athens	Employee child	W
37	Rogers, Bailey	8	MS	Yes		8/17/2015	Trinidad		?
38	Rogers, Ryder	6	MS		Yes	1/6/2016	Athens		?
39	Rogers, Trinity	8	MS	Yes		8/17/2015	Trinidad		?
40	Sallie, Kanicia	7	MS	Yes		9/9/2015	Athens		B
41	Smith, Rigglin	8	MS		Yes	12/8/2016	Cross Roads		W
42	Smith, Trayli	7	MS	Yes		11/13/15	Trinidad		W
43	Spurlock, Justin	6	MS	Yes			Athens		W
44	Starkes, Denver	8	MS	Yes		8/17/2015	Cayuga		W
45	Thompson, Haven	8	MS	Yes		8/17/2015	Trinidad		W
46	Tolliver, Davion	7	MS	Yes		9/9/2015	Athens		B
47	Tower, Bryan	6	MS		Yes	8/23/16	Cross Roads		W
48	Waldo, Erikvrerto	8	MS		Yes	9/8/2016	Cross Roads		?
49	Wallace, Jerry	8	MS	Yes		8/19/2015	Athens		W
1	Adams, Peightyn	5	MES	Yes		8/29/2016	Trinidad		W
2	Anding, Ace	1	MES		Yes	7/7/2016	Crossroads		W
3	Alzubi, Adam	PK	MES	Yes		7/7/2016	Athens		?
4	Alzubi, Ahmad	K	MES	Yes		7/7/2016	Athens		?
5	Anding, Alabama	3	MES		Yes	7/7/2016	Crossroads		W

**Malakoff ISD Transfer Students  
2016-2017**

	Student Name	Grade	Campus	Returning	New	Date	Home District	Reason	Ethnic
6	Anding, Axl	K	MES		Yes	7/7/2016	Crossroads		W
7	Andrews, Abbigail	1	MES	Yes		5/2/2016	Kerens		W
8	Andrews, Nathaniel	1	MES	Yes		5/2/2016	Kerens		W
9	Anguiano, Kaydance	K	MES		Yes	7/17/16	Athens		?
10	Arnold, Brentlee	K	MES		Yes				
11	Austin, Avery	3	MES	Yes		8/17/2015	Athens	Employee child	W
12	Bivins, Kenna	3	MES	Yes		5/2/2016	Kerens		B&W
13	Boles, Kylan	2	MES	Yes		8/17/2015	Athens		W
14	Boles, Libby	4	MES	Yes		8/17/2015	Athens		W
15	Branin, Jaxon	K	MES		Yes	7/29/16	Athens		W
16	Branin, Jayde	K	MES		Yes	7/29/16	Athens		W
17	Brown, Khamille	K	MES	Yes		8/25/15	Athens		?
18	Bryant, Brooklyn	1	MES	Yes		7/7/2016	Athens		?
19	Bryant, Laylah	3	MES	Yes		8/17/2015	Athens		?
20	Buckley, Kason	K	MES	Yes		7/7/2016	Athens		W
21	Burns, Samantha	2	MES	Yes		8/17/2015	Eustace		W
22	Carter, Cash	4	MES	Yes		8/18/2015	Athens		W
23	Chaparro, Angel	K	MES	Yes		8/17/2015	Eustace		H
24	Chaparro, Fernando	k	MES	Yes		?	Eustace		H
25	Chaparro, Janet	2	MES	Yes		8/17/2015	Eustace		H
26	Clopton, Emily	2	MES	Yes		8/17/2015	Trinidad		W/B
27	Coleman, Jordan	K	MES		Yes	1/5/2016	Athens		B
28	Colvin, Aaron	K	MES	Yes		7/7/2016	Kerens		W
29	Cooke, Adyn	4	MES	Yes			?		?
30	Cooper, Landon	2	MES	Yes		8/17/2015	Athens		W
31	Crawford, Hayden	1	MES	Yes		8/22/16	Athens		?
32	Crawford, Jordan	3	MES	Yes		9/11/2015	Trinidad		W
33	Cumby, Derrick	P/K	MES	Yes		8/28/15	Athens		B
34	Davidson, Jamie	5	MES	Yes		8/17/2015	Eustace		WI
35	Davis, Za'nyah	P/K	MES		Yes	8/18/16	Trinidad		B
36	Dowell, Zniyah	P/K	MES		Yes	8/22/16	Trinidad		B
37	Dunn, Makayla	3	MES	Yes		8/15/16	Athens		?
38	Erck, Katie	5	MES	Yes		5/10/2015	Athens		?
39	Erck, Noah	2	MES	Yes		5/10/2015	Athens		?
40	Finch, Emerald	3	MES	Yes		7/7/2016	Eustace		W
41	Finch, Lilia	2	MES	Yes		7/7/2016	Eustace		W
42	Fischer, Easton	K	MES		Yes	7/25/16	Cross Roads		?
43	Gonzalez, Brandon	5	MES		Yes	8/8/2016	Cross Roads		?
44	Grasham, SiQuosa	5	MES		Yes	8/22/16	Trinidad		B
45	Gulick, Lily	2	MES		Yes	1/8/2016	Cross Roads		?
46	Guthrie, Jaya	PK	MES		Yes	9/29/2016	Athens		B
47	Haning, Landon	3	MES	Yes		8/17/2015	Athens		W
48	Haning, Payton	3	MES	Yes		8/17/2015	Athens		W
49	Harris, Liam	PK	MES	yes		5/20/16	Athens		?
50	Hazell, Natalie	5	MES	Yes		8/17/2015	Athens		W
51	Hernandez, Samantha	4th	MES		Yes	8/24/2016	Athens		?
52	Humphrey, Matthew	2	MES	Yes		8/17/15	Kerens	Employee child	W
53	Humphrey, Sarah	K	MES	Yes		8/17/15	Kerens	Employee child	W
54	Hustead, Jack	4	MES	Yes		7/7/2016	Cross Roads		W
55	Hutchines, Matthew	2	MES		Yes	4/1/2716	Cross Roads		?
56	Jackson, Dailyn	3	MES	Yes		5/25/16	Athens		B
57	Jackson, Deadrian	K	MES	Yes		5/25/16	Athens		B
58	Jackson, Dean	PK	MES		Yes	5/25/2016	Palestine		W
59	Johnson, Davion	3	MES	Yes		8/17/2015	Athens		B

**Malakoff ISD Transfer Students  
2016-2017**

	Student Name	Grade	Campus	Returning	New	Date	Home District	Reason	Ethnic
60	Jordan, Isaiah	3	MES		Yes	8/29/16	Athens		B
61	Jordan, Malachi	1	MES		Yes	8/29/16	Athens		B
62	Jordan, Tizinity	PK	MES		Yes	8/29/16	Athens		B
63	Leis, Karger	3	MES	Yes		8/17/2015	Cross Roads	Employee child	W
64	Lovelady, Lawson	K	MES	Yes		7/7/2016	Gun Barrel	Employee child	W
65	McCoy, Katlyn	5	MES	Yes		4/22/16	Kerens		W
66	McNaughton, Judson	5	MES		Yes	8/17/2015	Kemp		W
67	Merritt, Ava	3	MES	Yes		8/17/2015	Kerens	Employee child	W
68	Mitchell, Kane	1	MES	Yes		8/17/2015	Athens		W
69	Mixson, Allyah	2	MES		Yes	8/22/16	?		W
70	Mixson, Ashlynn	K	MES		Yes	8/22/16	?		W
71	Norman, A'Livia	5	MES		Yes	8/8/2016	Cross Roads		?
72	Olgby, Kensley	K	MES	Yes		7/7/2016	Athens		W
73	Oliver, Wyleigh	K	MES	Yes		7/7/2016	Athens		W
74	Owens, Rylee	3	MES		Yes	5/31/16	Canton		?
75	Perry, Matthew	K	MES		Yes	8/26/16	Eustace		?
76	Piedra, Allan	2	MES		Yes	8/16/16	Athens		?
77	Pugh, Tucker	4	MES	Yes		8/17/2015	Athens	Employee child	W
78	Pummell, Hailey	3	MES		Yes	9/8/2016	Athens		W
79	Pummell, Ian	5	MES		Yes	9/8/2016	Athens		W
80	Ray, Breleigh	1	MES	Yes		8/17/2015	Athens		B
81	Robinson, Avery	4	MES	Yes		8/17/2015	Athens	Employee child	W
82	Robinson, Kainan	1	MES		Yes	8/17/2015	Athens	Employee child	W
83	Scott, Audree	3	MES	Yes		8/17/2015	Athens		W
84	Scott, Jonathan	5	MES	Yes		7/7/2016	Eustace		W
85	Sewalt, Lyla	K	MES		Yes	4/27/16	Athens		?
86	Smalley, Jayme	K	MES		Yes	8/22/16	?		W
87	Smalley, Zachary	2	MES		Yes	8/22/16	?		W
88	Smiley, Bryan	5	MES	Yes		8/17/2015	Athens		W
89	Smith, Aleayah	1	MES	Yes		2/11/2015	Trinidad	Employee child	B
90	Smith, Margaret	2	MES	Yes		8/17/2015	Athens		?
91	Smith, Rylan	2	MES		Yes	08/16/16	Cross Roads		W
92	Speak, Chloe	K	MES	Yes		8/17/2015	Trinidad		?
93	Spivey, Tori	3	MES		Yes	8/17/2015	Crossroads		?
94	Starkes, Pecos	K	MES	Yes		8/17/2015	Cayuga		W
95	Storment, Jaxon	1	MES		Yes	8/16/16	Trinidad		?
96	Storment, Jemma	1	MES		Yes	8/16/16	Trinidad		?
97	Tennyson, Jason	4	MES		Yes	9/30/2016	Athens		B
98	Tennyson, Jcaden	K	MES		Yes	9/30/2016	Athens		B
99	Tilley, Zyh'an	2	MES		Yes	8/22/2016	Trinidad		W
100	Tower, Dani	4	MES		Yes	8/23/16	Cross Roads		W
101	Turnage, Kestlin	5	MES		Yes	9/8/2016	Cross Roads		?
102	VanArman, Lauren	PK	MES		Yes	8/19/16	Brownsboro		W
103	Vieregge, Knox	K	MES	Yes		6-14-16	Athens		W
104	Warren, Kaitlyn	3	MES	Yes		7/7/2016	Kerens		W
105	Whitlow, Jace	K	MES		Yes	4/27/16	Athens		W
106	Whitlow, Jordyn	K	MES	Yes		4/27/16	Athens		W
107	Whittow, Kehler	2	MES	Yes		4/27/16	Athens		W
1	Cheek, Cameryn	1	TES	Yes		8/28/15	Gun Barrel		W
2	Henderson, Zoey	K	TES	Yes		8/28/15	Mabank		W
3	Hill, Jackson	3	TES		Yes	5/8/2016	Mabank		W
4	Hudson, Colby	4	TES	Yes		8/28/15	Kemp		W
5	Jones, Zainen	4	TES	Yes		8/17/2015	Mabank		W
6	Lumpkin, Cheyenne	K	TES		Yes	3/8/2016	Kemp		?

**Malakoff ISD Transfer Students  
2016-2017**

	Student Name	Grade	Campus	Returning	New	Date	Home District	Reason	Ethnic
7	Morgan, Breeze	4	TES		Yes	11/11/2016	Kemp		W
8	Morgan, Wade	3	TES		Yes	11/11/2016	Kemp		W
9	Ottmo, Colt	2	TES	Yes		7/7/2016	Kemp	Employee child	W
10	Ottmo, Gage	2	TES		Yes	7/7/2016	Kemp	Employee child	W
11	Padilla, Eli	1	TES		Yes	8/25/2016	Gun Barrel		?
12	Parker, Casen Lee	K	TES		Yes	8/28/15	Murchison	Employee child	W
13	Payne, Preslee	3	TES	Yes		8/17/2015	Kemp		W
14	South, Micah	5	TES	Yes		8/28/15	Mabank		?

224

Non-Recommended								Updated 11/11/2016	

New	Last Name	First Name	Address	City	State	Zip	Home Ph	Cell Ph	Approved	Cert. Teacher	F/P	Insurance Y/N	Ins Form Turned In	Training
	Aldridge (Café only)	Sylvia	200 Farmer Dr.	Malakoff	TX	75148		817-239-8576	4/18/16		X	N	X	
	Allison-Beavers	Sheila	124 Goodnight Ranch Rd	Trinidad	TX	75163	903-778-4633		9/17/15	X	X	N	X	X
	Baker	Lorgh Anne	14978 FM 59	Athens	TX	75751		903-804-9146	12/12/16		X	N	X	X
	Bales	Nita	P.O. Box 1387	Athens	TX	75751	903-675-3355	903-288-2791	9/8/16		X	N	X	X
	Barron	Lisa	408 Maryland	Malakoff	TX	75148		903-467-6043	9/21/15		X	N	X	X
	Bennett	Amanda	1641 W Royall Blvd.	Malakoff	TX	75148		214-673-7473	2/17/16		X	N	X	X
	Blessing (TES only)	Martha	120 Turner	Trinidad	TX	75163		214-693-3522	11/3/14	X	X	N	X	X
	Bonner	Janet	10901 CR 2503	Eustace	TX	75124		903-477-2481	9/29/16	X	X	N	X	X
	Booth	Keri	13 Sundown Trail	Malakoff	TX	75148	903-489-1630	903-641-7302	10/5/12		X	N	X	X
X	Burge	Kathy	PO Box 176	Malakoff	TX	75148	903-292-7309		1/19/17		X	N	X	X
	Byers (Bus driver only)	Randy	13289 FM 753	Athens	TX	75751	903-675-6469	903-286-3394	12/12/16		X	N	X	
	Cadenhead	Jerry	7367 CR 4613	Athens	TX	75752		903-804-6509	3/18/16		X	N	X	X
	Coffman	Anita	121 Cedar Bend Dr.	Trinidad	TX	75163		903-802-0351	8/28/13		X	N	X	X
	Cook	Chris	619 Hillcrest	Malakoff	TX	75148	903-804-6540	903-477-8120	08/21/2015	X	X	N	X	
	Dalton	Pamela	309 Comet Ranch Rd	Trinidad	TX	75163	903-778-2824	214-403-3673	9/17/12		X	N	X	X
	Daniels (sub for MES only)	Daryl	314 St. Andrews Dr.	Mabank	TX	75156	903-451-2455	214-734-8343	12/20/13	X	X	N	X	X
	Dobbs (Elem & School Offices)	Becky	172 Colonial	Mabank		75156	903-451-2800		9/8/16		X	N	X	X
	Estes	Mary	11861 CR 2904	Eustace	TX	75124	903-681-7608	903-425-2121	6/21/10		X	N	X	X
	Goebel	Richard	P.O. Box 801	Athens	TX	75751	903-286-5228		10/17/16		X	N	X	X
	Hart	Meta	1201 McAlister	Malakoff	TX	75148	903-489-0430	430-207-9719	7/12/15		X	N	X	X
	Hauser	Tonia	6970 FM 2636	Malakoff	TX	75148		469-600-7785	9/12/16		X	N	X	X
	Hazell	Clayton	9809 CR 1220	Malakoff	TX	75148	903-677-6166	903-286-8103	07/27/2015		X	N	X	X
	Hobbs	Jennifer	215 Wood Street #138	Athens	TX	75751	903-904-4228	214-435-8412	7/27/15	X	X	N	X	X
	Jackson	Gladys	P.O. Box 696	Malakoff	TX	75148	903-489-3270	903-288-5351	8/29/16		X	N	Y	Y
	Jackson	Yolanda	709 W Allen St.	Malakoff	TX	75148	903-489-1350	903-340-0652	10/17/16		X	N	Y	Y
	Jenkins (nurse only)	Kenyetta	900 Barbara St., Apt. 1002	Athens	TX	75751		903-681-5929	4/4/14		X	N	X	X
	Johnson	Delanda	2969 CR 1703	Malakoff	TX	75148	903-489-2329		9/15/14		X	N	X	X
	Jones	Anita	726 Crestview	Chandler	TX	75758	903-312-6499		8/20/14		X	N	X	X

New	Last Name	First Name	Address	City	State	Zip	Home Ph	Cell Ph	Approved	Cert. Teacher	F/P	Insurance Y/N	Ins Form Turned In	Training
	Jones (nurse only)	Brandi	114 Lazy Launch Lane	Mabank		75156	903-681-7257		1/2/16		X	N	X	
	Linscott	Glynn	704 Cedar St.	Malakoff	TX	75148	903-368-0618		10/29/2015		X	N	X	X
	Lynch (all except TES)	Karen	15314 FM 3062	Malakoff	TX	75148	903-489-4188	214-755-1803	12/12/16	X	X	N	X	X
	Muehl	Mark	15412 Casa Verde	Malakoff	TX	75148	903-275-3791		8/25/16		X	N	X	X
	Overton	Cynthia	P.O. Box 1172	Malakoff	TX	75148	903-489-0500	903-477-1553	9/8/16		X	N	X	X
	Prevost	Tammy	1500 Guam St.	Tool	TX	75143	903-432-4201	903-340-5513	6/21/10		X	N	X	X
	Reed	Caroline	P.O. Box 36	Malakoff	TX	75148	903-489-1286		10/17/16		X	N	X	X
	Robinson (Café only)	Becky	114 Tampico Lane	Trinidad	TX	75163	903-778-0138	214-213-6673	9/30/15		X	N	X	X
	Rust (Café only)	Amanda	202 Autumnwood Trail	Gun Barrel City	TX	75156	903-975-4447	903-802-4387	12/12/16		X	N	X	X
	Simmons (Atwood)	Kimberlee	8419 CR 1213	Athens	TX	75751	903-286-4611		9/18/16		X	N	X	X
	Slater (nurse only)	Stacy Gay	503 Hillcrest St.	Malakoff	TX	75148	903-489-0057	903-681-5251	12/12/16		X	N	X	X
	Smith	Sheila	1700 S. Palestine	Athens	TX	75751		903-675-7676	6/21/10		X	N	X	X
	Sparks	Fredda	6840 CR 4510	Athens	TX	75752		903-804-8542	2/17/16	X	X	N	X	X
	Spears	Kathryn	909 McEntire Road	Trinidad	TX	75163		903-875-6571	2/17/16	X	X	N	X	X
	Tippie	Helen	5488 Point LaVista Rd	Malakoff	TX	75148		903-229-3361	6/21/10		X	N	X	X
	Whitlow	Kali	P.O. Box 488	Athens	TX	75751		903-288-5468	9/20/16		X	N	X	X
X	Williams	Montrell	313 Terry Plaza	Malakoff	TX	75148	903-489-0999	903-288-8511	1/19/17		X	N	X	X

## District Enrollment 2016-2017

Tool					Malakoff							Grand Total	
	A	B	C	Total	A	B	C	D	Life Skills	PPCD	Total		
PK	17			17	PK/HS	16	20			2		38	55
K	19	19		38	K	19	19	20	19	1		78	116
1	18	17		35	1	16	18	19	16	2		71	106
2	17	16		33	2	20	21	22	22			85	118
3	15	16		31	3	16	15	16	16	1		64	95
4	15	17		33	4	16	17	16	15	1		65	98
5	12	13		25	5	22	23	22				67	92
<b>Total</b>	<b>113</b>	<b>98</b>	<b>0</b>	<b>211</b>	<b>Total</b>	<b>125</b>	<b>133</b>	<b>115</b>	<b>88</b>	<b>4</b>	<b>3</b>	<b>468</b>	<b>679</b>
Middle School					High School							Grand Total	
	6	7	8	Total	9	10	11	12			Total		
Bergren		16		16	Bentley, C		7	1	3			11	
Boykin	3	3	1	7	Bentley, J	16	1	2	6			25	
Burks		19		19	Brumit				2			2	
Colman	10			10	Cheek	2	6	2	4			14	
Dickens			18	18	Confalone		1	7	2			10	
Dowden	30			30	Driskell			2	2			4	
Driskell	18			18	Enis	1	1	19				21	
Jarrett		12		12	Fehlbaum	23						23	
Leis				0	Fix	4	7	3	2			16	
Mason		19		19	Freeman	3	7	3	2			15	
Monroe		2		2	Goodroe	11	9					20	
Patton	19			19	Hancock, K	6	10	1	1			18	
Tello			14	14	Hopkins	11	1	2	2			16	
Terzis			15	15	Hughey	1	4	1	5			11	
Tindel		18		18	Humble		3	2	12			17	
Webb		2	3	5	Humphrey			6	11			17	
Wilbanks	17			17	Keele							0	
Wilson			20	20	Knight							0	
Wittram			23	23	Lane							0	
				0	McCreary	1	9	1				11	
					Merritt		1	4	5			10	
<b>Total</b>	<b>97</b>	<b>91</b>	<b>94</b>	<b>282</b>	Roundtree	11	4	0	3			18	
					Smith, C		0	9	0			9	
MAP					Thornton	10	5	2	1			18	
	3	6	7	8	Wallace	1	22	1				24	
<b>Total</b>	<b>0</b>	<b>0</b>		<b>0</b>	Watkins		6	3	3			12	
					Wilson			2	18			20	<b>Grand Total</b>
	<b>9</b>	<b>10</b>	<b>11</b>	<b>12</b>	Grayer				0			0	<b>1328</b>
<b>Total</b>	<b>1</b>	<b>1</b>	<b>0</b>	<b>1</b>								0	
<b>Total MAP</b>				<b>3</b>								0	
Gateway					<b>Total</b>	<b>101</b>	<b>104</b>	<b>73</b>	<b>84</b>			<b>362</b>	
	9	10	11	12	Life Skills Students Are Counted In Grade Levels.								
<b>Total</b>	<b>1</b>	<b>0</b>	<b>1</b>	<b>0</b>									
<b>Total Gateway</b>				<b>2</b>									

# Events

Su	Mo	Tu	We	Th	Fr	Sa
29	30	31	1	2	3	4
5	6	7	8	9	10	11
12	13	14	15	16	17	18
19	20	21	22	23	24	25
26	27	28	1	2	3	4

Today

[Calendar View](#)

### Categories

- Events
- Athletics Calendar
- High School Events
- Middle School Events
- Malakoff Elementary Events
- Tool Elementary Events
- Leo Orr Events

[Select one](#)

**FEB 2**  
**THU**  
**TUTORIALS**  
3:30 PM – 4:30 PM Malakoff Elementary Events

**FEB 6**  
**MON**  
**ADULT ESL CLASS**  
5:30 PM – 7:30 PM Malakoff Elementary Events

**FEB 7**  
**TUE**  
**Administrators Meeting**  
9 AM – 10 PM (Administration Board Room) Events  
**TUTORIALS**  
3:30 PM – 4:30 PM Malakoff Elementary Events

**FEB 9**  
**THU**  
**TUTORIALS**  
3:30 PM – 4:30 PM Malakoff Elementary Events  
**Board Training**  
6:30 PM – 8:30 PM Events

**FEB 10**  
**FRI**  
**HEADSTART TRAINING- COMMUNITY RESOURCES**  
1 PM Malakoff Elementary Events

**FEB 13**  
**MON**  
**ADULT ESL CLASS**  
5:30 PM – 7:30 PM Malakoff Elementary Events

**FEB 14**  
**TUE**  
**TUTORIALS**  
3:30 PM – 4:30 PM Malakoff Elementary Events

**FEB 16**  
**THU**  
**TUTORIALS**  
3:30 PM – 4:30 PM Malakoff Elementary Events  
**Board Meeting**  
7 PM – 8 PM Events

**FEB 20**  
**MON**  
**ADULT ESL CLASS**  
5:30 PM – 7:30 PM Malakoff Elementary Events

**FEB 21**  
**TUE**  
**TUTORIALS**  
3:30 PM – 4:30 PM Malakoff Elementary Events

FEB  
**23**  
THU

TUTORIALS  
3:30 PM – 4:30 PM Malakoff Elementary Events

---

FEB  
**27**  
MON

ADULT ESL CLASS  
5:30 PM – 7:30 PM Malakoff Elementary Events

---

FEB  
**28**  
TUE

Administrators Meeting  
9 AM – 10 PM (Administration Board Room) Events

TUTORIALS  
3:30 PM – 4:30 PM Malakoff Elementary Events

**MINUTES OF REGULAR BOARD MEETING  
MALAKOFF INDEPENDENT SCHOOL DISTRICT  
December 12, 2016**

The Malakoff Independent School District Board of Trustees met in a regular session at the Administration Building, 1308 FM 3062, Malakoff, Texas at 7:00 p.m. on Monday, December 12, 2016. The following members were present for a quorum: Rick Vieregge, President; Dustin Youngman, Vice President; Duana Busch, Peggy Dewberry and Mike Monroe. Also present at the meeting were Randy Perry, Superintendent; Sybil Norris, Assistant Superintendent; Kim Spencer, Business Manager; Cheryl Larson, Superintendent's Administrative Assistant; and Mike Burns, Director of Curriculum and Classroom Technology. Jason Dalrymple and Tim Mattingly were absent from the meeting.

INVOCATION: Invocation was led by Randy Perry.

The Pledge of Allegiance to the U.S. Flag and Texas Flag was led by Rick Vieregge.

PUBLIC COMMENTS: None

STEVEN STEARMAN & THE LEARNING EXPRESS PRESENTATION: Mr. Perry presented a certificate to Mr. Steven Stearman and Ms. Mary Dooley, from The Learning Express, for their support for Malakoff ISD staff , students and the Malakoff Education Foundation.

HIGH SCHOOL PRESENTATION: Mr. Perry thanked and congratulated Coach Jamie Driskell and the High School football team for their 14-1 record and accomplishments this year.

SUPERINTENDENT AND PRINCIPALS REPORTS: Oral reports were given by the Principals present at the meeting.

Mr. Perry let the board members know that “he attended the mandatory investment training on December 1<sup>st</sup> with Business Manager Kim Spencer. We were able to visit about Malakoff ISD's template and our ASATR loss would only be \$295,000. The plan to go to \$1.04 with M&O, will have about the same amount of money next year as this year with no personnel cuts needed. The legislature begins next month, so we have a long way to go before we will know all of the particulars.”

Mr. Perry attended the UT-Tyler Law Conference last week which covered the topics of special education, transgender law and cyber bullying.

Mr. Perry let the board members know that pictures will be taken at the January 19<sup>th</sup> meeting.

- a. Finance: A report was attached to Boardbook
- b. Curriculum: No report
- c. Student Transfer List: A report was attached to Boardbook

- d. Para-Professional Employment Report: A report was attached to Boardbook
- e. Substitute List: A report was attached to Boardbook
- f. Enrollment Update: A report was attached to Boardbook
- g. Board Calendar: A report was attached to Boardbook
- h. HCSSA Minutes: A report was attached to Boardbook

CONSENT AGENDA: Motion was made by Mike Monroe and seconded by Dustin Youngman “to approve the consent agenda as presented and recommended by the Superintendent.” Motion carried 5-0.

ITEMS TO CONSIDER:

- a. Budget Amendment 2016-2017 #1: Motion was made by Mike Monroe and seconded by Dustin Youngman “to approve Budget Amendment 2016-2017 #1, in the amount of \$8,181.00, as presented and recommended by the Superintendent.” Motion carried 5-0.
- b. Move February 20<sup>th</sup> Board Meeting to Thursday, February 16, 2017: Motion was made by Mike Monroe and seconded by Dustin Youngman “to move the February 20<sup>th</sup> board meeting to Thursday, February 16, 2017 as presented and recommended by the Superintendent.” Motion carried 5-0.
- c. Overview of School Financial Integrity Rating System and District’s Rating: This report was given by Business Manager Kim Spencer.
- d. Early Resignation Incentives: Motion was made by Dustin Youngman and seconded by Mike Monroe “to give resignation incentives to the first four teachers with at least 20 years of experience or more and have at least 10 years of continuous service to Malakoff ISD who turn in their early resignation letters between February 6<sup>th</sup> through February 20<sup>th</sup> for the 2017-2018 school year. The amount would pay up to 10% of their base salary not to exceed \$5,000 as presented and recommended by the Superintendent.” Motion carried 5-0.
- e. Quarterly Investment Report: Motion was made by Dustin Youngman and seconded by Mike Monroe “to approve the Quarterly Financial Investment Report as presented and recommended by the Business Manager and the Superintendent.” Motion carried 5-0.

- f. Board President Rick Vieregge announced “we had two trustees who completed the required continuing education hours, three who exceeded the required hours (including Superintendent Perry) and three who were deficient in required hours.”
- g. Set January date for Superintendent Evaluation and select Superintendent Evaluation Instrument: The board decided to use a written narrative instrument for the Superintendent’s evaluation to be given at the January 16, 2017 meeting.
- h. Set Committee Members: Mr. Vieregge announced the members for each committee as follows: Policy Committee - Mike Monroe, Chairman; Peggy Dewberry and Dustin Youngman. Facility Committee - Tim Mattingly, Chairman; Jason Dalrymple and Duana Busch.
- i. Board training date on February 9<sup>th</sup> or 13<sup>th</sup>? Motion was made by Duana Busch and seconded by Peggy Dewberry “to have the board training on February 9, 2017 at 6:30 p.m. as presented and recommended by the Superintendent.” Motion carried 5-0.
- j. Local Policies DNA and DNB: Motion was made by Mike Monroe and seconded by Duana Busch “to approve Local Policies DNA and DNB as recommended and presented by the Superintendent.” Motion carried 5-0.
- k. Consideration and possible action on the dissolution of the Henderson County Cooperative Special Education Shared Services Arrangement. Motion was made by Dustin Youngman and seconded by Duana Busch for the following resolution: “The Board of Trustees of Malakoff ISD hereby resolves to approve the recommendation of the Management Board of the Henderson County Cooperative Special Education Shared Services Arrangement to dissolve the SSA, to be effective June 30, 2017. The Board of Trustees authorizes the Superintendent to take such action as is necessary to effectuate such dissolution.” Motion carried 5-0.
- l. 2017-2018 Region 7 Commodity Processing Commitment Agreement: Motion was made by Peggy Dewberry and seconded by Mike Monroe “to approve the 2017-18 Region 7 Commodity Processing Commitment Agreement as presented and recommended by the Superintendent.” Motion carried 5-0.

At 7:53 p.m. the Board went into executive session as allowed in Government Code, Chapter 551, specifically to discuss personnel. No final votes, actions, or decisions were taken while in executive session. The Board returned to open session at 8:08 p.m.

PERSONNEL:

- a. New Employee Contracts: Tina Tompkins, Special Education Consultant. Motion was made by Mike Monroe and seconded by Duana Busch “to hire Tina Tompkins as a Special Education Consultant as presented and recommended by the Superintendent.” Motion carried 5-0.
- b. Resignations: None

FUTURE ITEMS:

- a. Set meeting of Facilities Committee
- b. New playground equipment for the 2017-18 school year

Meeting was adjourned at 8:14 p.m. Motion was made by Mike Monroe and seconded by Dustin Youngman to adjourn. Motion carried 5-0.

APPROVED THIS 19<sup>th</sup> DAY  
OF JANUARY 2017

\_\_\_\_\_  
Rick Vieregge Board President

\_\_\_\_\_  
Tim Mattingly, Board Secretary

\_\_\_\_\_  
Recording Secretary

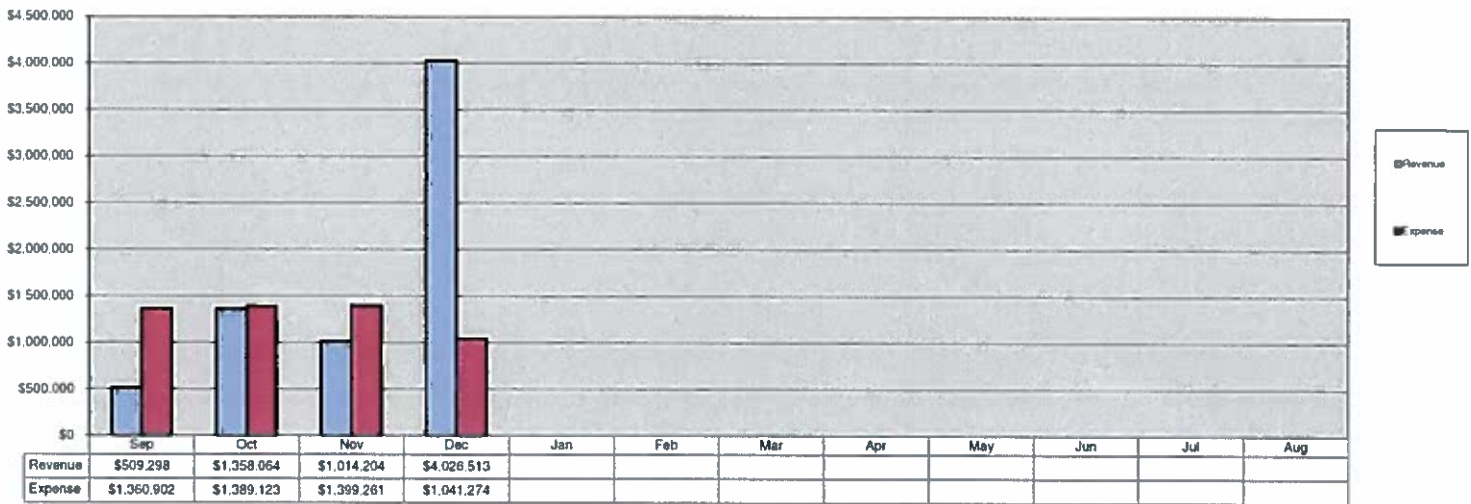
**Monthly Financial Statement  
Malakoff ISD**

	Balance, Operating Funds, 8/31/2016		\$	347,989
<b>FUND</b>	<b>Total Revenue through 12/31/2016</b>		\$	<b>6,908,080</b>
194	MALAKOFF ALTERNATIVE PROGRAM		\$	7,334
195	HEADSTART		\$	16,811
199	GENERAL FUND		\$	6,538,726
211	ESEA TITLE I		\$	56,053
240	FOOD SERVICE		\$	245,035
244	VOCATIONAL EDUCATION FEDERAL		\$	-
255	TITLE II, PART A		\$	6,871
270	TITLE VI, PART B, SUBPART 2		\$	-
397	ADVANCED PLACEMENT INCENT		\$	-
410	STATE TEXTBOOK FUND		\$	7,811
429	READ TO SUCCEED		\$	3,850
816	PUBLIC SCHOOLS ROCK		\$	-
823	MALAKOFF EDUCATION FOUNDATION		\$	25,587
829	SCHOLARSHIP		\$	1
	<b>Total OPERATING FUND</b>		\$	<b>7,256,069</b>
	Deposits from Texpool/Texas Trust		\$	2,100,000
	Transfer to Texpool/Texas Trust		\$	(2,359,746)
	Payroll Accruals/Accounts Payable		\$	247,242
	Funds Available		\$	7,243,564
	<b>Total Expenditures through 12/31/2016</b>		\$	<b>5,190,560</b>
194	MALAKOFF ALTERNATIVE PROGRAM		\$	52,922
195	HEADSTART		\$	20,242
199	GENERAL FUND		\$	4,608,737
211	ESEA TITLE I		\$	206,142
240	FOOD SERVICE		\$	237,463
244	VOCATIONAL EDUCATION-FEDERAL		\$	9,904
255	TITLE II, PART A		\$	37,035
270	TITLE VI, PART B, SUBPART 2		\$	8,909
397	ADVANCED PLACEMENT INCENT		\$	-
410	STATE TEXTBOOK Fund		\$	5,171
429	READ TO SUCCEED		\$	3,978
816	PUBLIC SCHOOLS ROCK		\$	-
823	MALAKOFF EDUCATION FOUNDATION		\$	-
829	SCHOLARSHIP		\$	57
	<b>Estimated bank balance OPERATING FUND, 12/31/2016</b>		\$	<b>2,053,005</b>

<b>Other Funds Checking Bank Balance</b>			
599	Debt Service	\$	397,978.55
698, 699	Construction	\$	2.81
193	Worker's Comp	\$	(137.00)

**Monthly Financial Statement (continued)**

**Cash Flow**



RECAPTURE COSTS	\$	-
WORKER'S COMP	\$	9,457.35
SUPPORT FOOD SERVICE	\$	-
CONSTRUCTION	\$	7,573.00
SUPPORT MAP/GATEWAY		

<b>YTD</b>	
Rev	\$ 6,908,079.78
Exp	\$ 5,190,559.80

BOARD AMENDMENTS	\$	8,181
------------------	----	-------

Fund Balance Reduction	\$ (84,745.00)
------------------------	----------------

**Current Tax Collection Report**

	Levy	Collected	Percentage Collected
Local Maintenance	\$ 11,753,588.77	\$ 5,896,236.37	50.18%
Debt Service	\$ 2,205,542.79	\$ 1,109,163.52	50.18%
<b>Total</b>	<b>\$ 13,959,131.56</b>	<b>\$ 7,005,399.89</b>	<b>50.18%</b>

**Investment Information**

Rate		Beg Bal	Deposits/Int.	Withdrawals	Ending Bal.
0.45	Texpool	\$ 50,491.24	\$ 99,903.28		\$ 150,394.52
0.45	Texpool Interest & Sinking	\$ 5,646.14	\$ 2.24	\$ -	\$ 5,648.38
0.45	Texpool - Construction	\$ -	\$ -	\$ -	\$ -
0.60	Texas Trust - Operating (CD)	\$ 2,553,083.80	\$ 1,259.06	\$ -	\$ 2,554,342.86
0.60	Texas Trust - Interest & Sinking (CD)	\$ 304,869.24	\$ 150.35	\$ -	\$ 305,019.59
0.25	Texas Trust - Operating (Money Mkt.)	\$ 982,821.96	\$ 201.95	\$ -	\$ 983,023.91
0.60	Texas Trust - QSCB Construction (Money Mkt.)	\$ 500,987.60	\$ 247.06	\$ -	\$ 501,234.66
0.25	Texas Trust - Interest & Sinking (Money Mkt.)	\$ 519,390.09	\$ 106.72	\$ -	\$ 519,496.81
0.77	Lone Star Investment Pool - Operating	\$ 1,622,958.94	\$ 1,001,171.50	\$ 300,000.00	\$ 2,324,130.44
0.77	Lone Star Investment Pool - Debt Service	\$ 321,133.51	\$ 400,286.32		\$ 721,419.83
		<b>\$ 6,861,382.52</b>	<b>\$ 1,503,328.48</b>	<b>\$ 300,000.00</b>	<b>\$ 8,064,711.00</b>
December	Payroll				\$ 863,616.58

**Cash/Investments**

**As of December 31, 2016**

Maint/Operations:

199 00 1111 00 000	Operating Account	\$	2,184,253.79
199 00 1111 03 000	Textbook Account	\$	17,679.51

Food Services:

240 00 1111 00 000	Food Services	\$	19,958.55
--------------------	---------------	----	-----------

Grants/SSA:

194 00 1111 00 000	M A P	\$	(36,129.90)
195 00 1111 00 000	Headstart	\$	1,653.70
211 00 1111 00 000	Title I	\$	(133,592.10)
244 00 1111 00 000	Federal vocational Education	\$	(9,903.64)
255 00 1111 00 000	Teacher/Principal Training	\$	(19,179.99)
270 00 1111 00 000	Title VI, Part B	\$	(8,909.46)
397 00 1111 00 000	Advance Placement	\$	-
410 00 1111 00 000	Textbook Allotment	\$	2,450.16
429 00 1111 00 000	State Revenue - Other	\$	(128.00)
816 00 1111 00 000	Public Schools Rock	\$	-
823 00 1111 00 000	Malakoff Ed. Foundation	\$	25,595.71
829 00 1111 00 000	Scholarship	\$	9,256.25

**Total Maint/Opr. Cash** **\$2,053,004.58**

313 00 1111 00 000	HCSSA IDEA Part B	\$	(122,139.27)
314 00 1111 00 000	HCSSA IDEA Part B Pre-K	\$	-
315 00 1111 00 000	High Cost Fund		
437 00 1111 00 000	HCSSA	\$	520,529.74
<b>Total HCSSA</b>		<b>\$</b>	<b>398,390.47</b>

Campus Activity Funds:

461 00 1111 00 001	High School	\$	28,642.52
461 00 1111 00 041	Middle School	\$	3,203.98
461 00 1111 00 102	Malakoff Elem	\$	2,620.68
461 00 1111 00 104	Tool Elem	\$	42.00
		\$	<b>34,509.18</b>

Debt Service

599 00 1111 00 000	Debt Service	\$	397,978.55
--------------------	--------------	----	------------

Construction

698 00 1111 00 000	Construction	\$	0.86
699 00 1111 00 000	Construction	\$	1.95

Worker's Comp

193 00 1111 00 0000	Worker's Comp	\$	(137.00)
---------------------	---------------	----	----------

Co-Curricular

816 00 1111 00 000		\$	-
865 00 1111 00 000	Student Activity-HS	\$	11,992.04
865 00 1111 01 041	Student Activity-MS	\$	710.72
		\$	<b>12,702.76</b>

Clearing Accounts

163 00 1111 00 000	Payroll Clearing	\$	(106,144.73)
163 00 1141 00 000	Payroll Clearing	\$	376,999.83
164 00 1111 00 000	Finance Clearing	\$	3,021.68
<b>Total Proprietary Funds</b>		<b>\$</b>	<b>273,876.78</b>

Investments:

199 00 1122 00 000	TexPool - Operating	\$	150,394.52
199 00 1122 04 000	Texas Trust	\$	3,537,366.77
199 00 1122 105000	Lone Star Pool	\$	2,324,130.44
599 00 1122 04 000	Texas Trust- I & S	\$	824,516.40
599 00 1122 94 000	TexPool - I & S	\$	5,648.38
599 00 1122 10 000	Lone Star Pool	\$	721,419.83
599 00 1122 10 000	Texas Trust - QSCB	\$	501,234.66
699 00 1122 04 000	Texas Trust - Construction	\$	-
<b>Total Investments</b>		<b>\$</b>	<b>8,064,711.00</b>

**Grand Total Cash/Investments**

**\$11,235,039.13**

**Campus Activity Funds As of December 31, 2016**

Campus Activity Funds:

461 00 1111 00 000	Cash	\$ (22.95)
461 00 1111 00 001	High School Flower Fund	\$ 313.07
461 00 1111 01 001	High School Band	\$ 119.15
461 00 1111 02 001	High School Library	\$ 2,798.84
461 00 1111 03 001	High School Operating	\$ 1,463.42
461 00 1111 04 001	High School Yearbook	\$ 5,543.55
461 00 1111 10 041	Middle School Operating	\$ 1,306.97
461 00 1111 11 041	Middle School Band	\$ 33.34
461 00 1111 12 041	Middle School SCI	\$ 148.81
461 00 1111 13 041	Middle School Cheer	\$ 13.40
461 00 1111 14 041	Middle School Flower Fund	\$ 353.27
461 00 1111 15 041	Middle School Boys Athletics	\$ 22.56
461 00 1111 16 041	Middle School Career Tech	\$ 0.14
461 00 1111 17 041	Middle School Girls Athletics	\$ 23.60
461 00 1111 18 041	Middle School Student Council	\$ 1,301.89
461 00 1111 20 102	Malakoff Elem Operating	\$ 2,620.68
461 00 1111 21 102	Malakoff Elem A/R	\$ -
461 00 1111 30 104	Tool Elem	\$ 42.00
461 00 1111 50 001	Art	\$ 2,935.50
461 00 1111 51 001	Baseball	\$ 571.32
461 00 1111 52 001	Boys Basketball	\$ -
461 00 1111 53 001	Boys Track	\$ 341.40
461 00 1111 54 001	Building Trades	\$ 7,788.00
461 00 1111 55 001	Cross Country	\$ 2,563.47
461 00 1111 56 001	Football	\$ 235.12
461 00 1111 57 001	Girls Basketball	\$ 1,091.76
461 00 1111 58 001	Softball	\$ 457.81
461 00 1111 59 001	Girls Track	\$ 249.14
461 00 1111 60 001	Golf	\$ 189.76
461 00 1111 61 001	Cheer (HS)	\$ 1,375.67
461 00 1111 62 001	Powerlifting	\$ 121.23
461 00 1111 63 001	SCI	\$ 189.06
461 00 1111 64 001	Theatre Arts	\$ (20.26)
461 00 1111 65 001	Volleyball	\$ 142.19
461 00 1111 66 001	Tennis	\$ 196.27
461 00 1111 67 001	MAP	\$ -
<b>Total Campus Activity Funds</b>		<b>\$ 34,509.18</b>

Co-Curricular

**High School Student Activity**

865 00 1111 00 000	Class of 2015	\$ -
865 00 1111 00 000	Class of 2016	\$ 10.00
865 00 1111 00 000	Class of 2017	\$ 4,555.49
865 00 1111 00 000	Class of 2018	\$ 1,845.74
865 00 1111 00 000	Class of 2019	\$ 463.30
865 00 1111 00 000q	Class of 2020	\$ 90.81
865 00 1111 00 000	FCCLA	\$ (4,464.18)
865 00 1111 00 000	FFA	\$ 6,706.63
865 00 1111 00 000	NHS	\$ 581.98
865 00 1111 00 000	Spanish Club	\$ 166.40
865 00 1111 00 000	Student Council	\$ 1,707.87
865 00 1111 00 000	Class of 1994 Scholarship	\$ -
865 00 1111 37 000	Interact Club	\$ 328.00
865 00 1111 01 041	MS Student Council	\$ 710.72
<b>Total Student Activity Funds</b>		<b>\$ 12,702.76</b>

**Grand Total Campus/Co-Curr.**

**\$47,211.94**

Board Report  
 Recap Comparison of Revenue to Budget  
 Maialkoff ISD  
 As of December

	Estimated Revenue (Budget)	Revenue Realized Current	Revenue Realized To Date	Revenue Balance	Percent Realized
163 / 7 PAYROLL CLEARING FUND	.00	-34.80	-84.79	-84.79	.00%
164 / 7 FINANCE CLEARING FUND	.00	-19.34	-57.09	-57.09	.00%
193 / 7 WORKERS COMP FUND	68,648.00	-3,431.91	-9,577.35	59,070.65	13.95%
194 / 7 MALAKOFF ALT PROGRAM	148,869.00	.00	-7,334.00	141,535.00	4.93%
195 / 7 HEADSTART	42,532.00	-4,102.78	-16,811.12	25,720.88	39.53%
199 / 7 GENERAL FUND	14,636,590.10	-3,959,229.59	-6,538,725.68	8,097,864.42	44.67%
211 / 7 TITLE I, PART A	549,161.00	.00	-56,053.45	493,107.55	10.21%
240 / 7 FOOD SERVICE	676,200.00	-63,180.66	-245,035.39	431,164.61	36.24%
244 / 7 VOCATIONAL EDUCATION- FEDERAL	20,010.00	.00	.00	20,010.00	.00%
255 / 7 TITLE II, PART A	71,884.00	.00	-6,871.07	65,012.93	9.56%
270 / 7 TITLE VI, PART B, SUBPART 2	28,859.00	.00	.00	28,859.00	.00%
410 / 7 STATE TEXTBOOK FUND	78,645.00	.00	-7,811.21	70,833.79	9.93%
429 / 7 READ TO SUCCEED FUND	.00	.00	-3,850.00	-3,850.00	.00%
461 / 7 CAMPUS ACTIVITIES	94,210.00	-635.83	-33,895.39	60,314.61	35.98%
599 / 7 DEBT SERVICE	2,421,975.00	-732,688.76	-1,062,520.91	1,359,454.09	43.87%
698 / 7 BOND ELECTION 2015	.00	.00	-7,573.00	-7,573.00	.00%
699 / 7 CONSTRUCTION FUND	.00	.00	-1.34	-1.34	.00%
823 / 7 MALAKOFF EDUCATION FOUNDATION	25,586.86	.00	-25,586.86	.00	100.00%
829 / 7 SCHOLARSHIP	.00	.00	-1.00	-1.00	.00%
<b>Grand Total Revenues</b>	<b>18,291,459.96</b>	<b>-4,759,891.76</b>	<b>-7,799,972.30</b>	<b>10,491,487.66</b>	<b>42.64%</b>
<b>7000</b>	<b>571,710.00</b>	<b>-3,431.91</b>	<b>-221,817.35</b>	<b>349,892.65</b>	<b>38.80%</b>

**Board Report**  
**Recap Comparison of Expenditures and Encumbrances to Budget**  
**Malakoff ISD**  
**As of December**

	<u>Budget</u>	<u>Encumbrance YTD</u>	<u>Expenditure YTD</u>	<u>Current Expenditure</u>	<u>Balance</u>	<u>Percent Expended</u>
193 / 7 WORKERS COMP FUND	-68,648.00	.00	9,714.35	4,017.68	-58,933.65	14.15%
194 / 7 MALAKOFF ALT PROGRAM	-148,869.00	686.80	52,922.47	8,731.94	-95,259.73	35.55%
195 / 7 HEADSTART	-42,532.00	.00	20,241.70	2,839.01	-22,290.30	47.59%
199 / 7 GENERAL FUND	-14,553,145.10	65,715.92	4,608,737.06	919,795.70	-9,878,692.12	31.67%
211 / 7 TITLE I, PART A	-549,161.00	6,624.36	206,141.61	40,134.51	-336,395.03	37.54%
240 / 7 FOOD SERVICE	-676,200.00	.00	237,463.04	53,436.81	-438,736.96	35.12%
244 / 7 VOCATIONAL EDUCATION- FEDERAL	-20,010.00	1,348.17	9,903.64	3,477.33	-8,758.19	49.49%
255 / 7 TITLE II, PART A	-71,884.00	.00	37,035.17	5,526.86	-34,848.83	51.52%
270 / 7 TITLE VI, PART B, SUBPART 2	-28,859.00	214.09	8,909.46	6,523.08	-19,735.45	30.87%
410 / 7 STATE TEXTBOOK FUND	-78,645.00	1,577.30	5,170.71	808.65	-71,896.99	6.57%
429 / 7 READ TO SUCCEED FUND	.00	.00	3,978.00	.00	3,978.00	.00%
461 / 7 CAMPUS ACTIVITIES	-94,210.00	3,359.89	30,629.90	2,130.91	-60,220.21	32.51%
599 / 7 DEBT SERVICE	-2,186,780.00	.00	1,200.00	.00	-2,185,580.00	.05%
698 / 7 BOND ELECTION 2015	-18,210.28	.00	14,504.37	.00	-3,705.91	79.65%
823 / 7 MALAKOFF EDUCATION FOUNDATION	-25,586.86	14,239.67	.00	.00	-11,347.19	-.00%
829 / 7 SCHOLARSHIP	.00	.00	56.94	.00	56.94	.00%
<b>Grand Total Expenditures</b>	<b>-18,195,817.24</b>	<b>93,766.20</b>	<b>5,229,578.07</b>	<b>1,043,990.57</b>	<b>-12,872,472.97</b>	<b>28.74%</b>
<b>8000</b>	<b>-366,923.00</b>	<b>.00</b>	<b>17,030.35</b>	<b>3,431.91</b>	<b>-349,892.65</b>	<b>4.64%</b>

End of Report

Board Report  
Comparison of Revenue to Budget  
Malakoff ISD  
As of December

Fund 163 / 7 PAYROLL CLEARING FUND

	<u>Estimated Revenue (Budget)</u>	<u>Revenue Realized Current</u>	<u>Revenue Realized To Date</u>	<u>Revenue Balance</u>	<u>Percent Realized</u>
5000 - RECEIPTS					
5700 - REVENUE-LOCAL & INTERMED					
5740 - TRANS FROM WITHIN STATE	.00	-34.80	-84.79	-84.79	.00%
<b>Total REVENUE-LOCAL &amp; INTERMED</b>	.00	-34.80	-84.79	-84.79	.00%
<b>Total Revenue Local-State-Federal</b>	.00	-34.80	-84.79	-84.79	.00%

Board Report  
Comparison of Revenue to Budget  
Malakoff ISD  
As of December

Fund 164 / 7 FINANCE CLEARING FUND

	<u>Estimated Revenue (Budget)</u>	<u>Revenue Realized Current</u>	<u>Revenue Realized To Date</u>	<u>Revenue Balance</u>	<u>Percent Realized</u>
5000 - RECEIPTS					
5700 - REVENUE-LOCAL & INTERMED					
5740 - TRANS FROM WITHIN STATE	.00	-19.34	-57.09	-57.09	.00%
Total REVENUE-LOCAL & INTERMED	.00	-19.34	-57.09	-57.09	.00%
Total Revenue Local-State-Federal	.00	-19.34	-57.09	-57.09	.00%

**Board Report**  
**Comparison of Revenue to Budget**  
**Malakoff ISD**  
**As of December**

Fund 193 / 7 WORKERS COMP FUND

	<u>Estimated Revenue (Budget)</u>	<u>Revenue Realized Current</u>	<u>Revenue Realized To Date</u>	<u>Revenue Balance</u>	<u>Percent Realized</u>
5000 - R E C E I P T S					
5700 - REVENUE-LOCAL & INTERMED					
5740 - TRANS FROM WITHIN STATE	.00	.00	-120.00	-120.00	.00%
<b>Total REVENUE-LOCAL &amp; INTERMED</b>	<b>.00</b>	<b>.00</b>	<b>-120.00</b>	<b>-120.00</b>	<b>.00%</b>
7000 - OTHER RESOURCES/NON-OPR REV					
7900 - OBJECT DESCR FOR 7900					
7910 - OBJECT GROUP DESCRIPTION	68,648.00	-3,431.91	-9,457.35	59,190.65	13.78%
<b>Total OBJECT DESCR FOR 7900</b>	<b>68,648.00</b>	<b>-3,431.91</b>	<b>-9,457.35</b>	<b>59,190.65</b>	<b>13.78%</b>
<b>Total Revenue Local-State-Federal</b>	<b>68,648.00</b>	<b>-3,431.91</b>	<b>-9,577.35</b>	<b>59,070.65</b>	<b>13.95%</b>

**Board Report**  
**Comparison of Expenditures and Encumbrances to Budget**  
**Malakoff ISD**  
**As of December**

Fund 193 / 7 WORKERS COMP FUND

	<u>Budget</u>	<u>Encumbrance YTD</u>	<u>Expenditure YTD</u>	<u>Current Expenditure</u>	<u>Balance</u>	<u>Percent Expended</u>
6000 - EXPENDITURES						
11 - INSTRUCTION						
6100 - PAYROLL COSTS	.00	.00	3,851.38	1,127.27	3,851.38	.00%
<b>Total Function11 INSTRUCTION</b>	<b>.00</b>	<b>.00</b>	<b>3,851.38</b>	<b>1,127.27</b>	<b>3,851.38</b>	<b>.00%</b>
35 - FOOD SERVICE						
6100 - PAYROLL COSTS	.00	.00	31.57	.00	31.57	.00%
<b>Total Function35 FOOD SERVICE</b>	<b>.00</b>	<b>.00</b>	<b>31.57</b>	<b>.00</b>	<b>31.57</b>	<b>.00%</b>
41 - GENERAL ADMINISTRATION						
6100 - PAYROLL COSTS	-68,648.00	.00	2,241.00	892.00	-66,407.00	3.26%
<b>Total Function41 GENERAL ADMINISTRATION</b>	<b>-68,648.00</b>	<b>.00</b>	<b>2,241.00</b>	<b>892.00</b>	<b>-66,407.00</b>	<b>3.26%</b>
51 - PLANT MAINTENANCE & OPERATION						
6100 - PAYROLL COSTS	.00	.00	3,590.40	1,998.41	3,590.40	.00%
<b>Total Function51 PLANT MAINTENANCE &amp;</b>	<b>.00</b>	<b>.00</b>	<b>3,590.40</b>	<b>1,998.41</b>	<b>3,590.40</b>	<b>.00%</b>
<b>Total Expenditures</b>	<b>-68,648.00</b>	<b>.00</b>	<b>9,714.35</b>	<b>4,017.68</b>	<b>-58,933.65</b>	<b>14.15%</b>

**Board Report**  
**Comparison of Revenue to Budget**  
**Malakoff ISD**  
**As of December**

**Fund 194 / 7 MALAKOFF ALT PROGRAM**

	<u>Estimated Revenue (Budget)</u>	<u>Revenue Realized Current</u>	<u>Revenue Realized To Date</u>	<u>Revenue Balance</u>	<u>Percent Realized</u>
5000 - RECEIPTS					
5700 - REVENUE-LOCAL & INTERMED					
5720 - REV FM SRVCS TO LOCAL ED AG	14,668.00	.00	-7,334.00	7,334.00	50.00%
<b>Total REVENUE-LOCAL &amp; INTERMED</b>	<b>14,668.00</b>	<b>.00</b>	<b>-7,334.00</b>	<b>7,334.00</b>	<b>50.00%</b>
5800 - STATE PROGRAM REVENUES					
5830 - STATE REVENUES	5,926.00	.00	.00	5,926.00	.00%
<b>Total STATE PROGRAM REVENUES</b>	<b>5,926.00</b>	<b>.00</b>	<b>.00</b>	<b>5,926.00</b>	<b>.00%</b>
7000 - OTHER RESOURCES/NON-OPR REV					
7900 - OBJECT DESCR FOR 7900					
7910 - OBJECT GROUP DESCRIPTION	128,275.00	.00	.00	128,275.00	.00%
<b>Total OBJECT DESCR FOR 7900</b>	<b>128,275.00</b>	<b>.00</b>	<b>.00</b>	<b>128,275.00</b>	<b>.00%</b>
<b>Total Revenue Local-State-Federal</b>	<b>148,869.00</b>	<b>.00</b>	<b>-7,334.00</b>	<b>141,535.00</b>	<b>4.93%</b>

**Board Report**  
**Comparison of Expenditures and Encumbrances to Budget**  
**Malakoff ISD**  
**As of December**

Fund 194 / 7 MALAKOFF ALT PROGRAM

	<u>Budget</u>	<u>Encumbrance YTD</u>	<u>Expenditure YTD</u>	<u>Current Expenditure</u>	<u>Balance</u>	<u>Percent Expended</u>
<b>6000 - EXPENDITURES</b>						
11 - INSTRUCTION						
6100 - PAYROLL COSTS	-91,674.00	.00	33,734.62	5,610.46	-57,939.38	36.80%
6200 - PURCHASE & CONTRACTED SVS	-2,500.00	.00	433.52	108.38	-2,066.48	17.34%
6300 - SUPPLIES AND MATERIALS	-1,308.00	.00	536.14	.00	-771.86	40.99%
<b>Total Function11 INSTRUCTION</b>	<b>-95,482.00</b>	<b>.00</b>	<b>34,704.28</b>	<b>5,718.84</b>	<b>-60,777.72</b>	<b>36.35%</b>
23 - SCHOOL ADMINISTRATION						
6100 - PAYROLL COSTS	-51,387.00	.00	17,596.25	2,974.96	-33,790.75	34.24%
6400 - OTHER OPERATING EXPENSES	-2,000.00	686.80	621.94	38.14	-691.26	31.10%
<b>Total Function23 SCHOOL ADMINISTRATION</b>	<b>-53,387.00</b>	<b>686.80</b>	<b>18,218.19</b>	<b>3,013.10</b>	<b>-34,482.01</b>	<b>34.12%</b>
<b>Total Expenditures</b>	<b>-148,869.00</b>	<b>686.80</b>	<b>52,922.47</b>	<b>8,731.94</b>	<b>-95,259.73</b>	<b>35.55%</b>

**Board Report**  
**Comparison of Revenue to Budget**  
**Malakoff ISD**  
**As of December**

Fund 195 / 7 HEADSTART

	<u>Estimated Revenue (Budget)</u>	<u>Revenue Realized Current</u>	<u>Revenue Realized To Date</u>	<u>Revenue Balance</u>	<u>Percent Realized</u>
5000 - R E C E I P T S					
5900 - FEDERAL PROGRAM REVENUES					
5950 - OTHR STATE DIST FED REVEN	42,532.00	-4,102.78	-16,811.12	25,720.88	39.53%
<b>Total FEDERAL PROGRAM REVENUES</b>	<b>42,532.00</b>	<b>-4,102.78</b>	<b>-16,811.12</b>	<b>25,720.88</b>	<b>39.53%</b>
<b>Total Revenue Local-State-Federal</b>	<b>42,532.00</b>	<b>-4,102.78</b>	<b>-16,811.12</b>	<b>25,720.88</b>	<b>39.53%</b>

Board Report  
Comparison of Expenditures and Encumbrances to Budget  
Malakoff ISD  
As of December

Fund 195 / 7 HEADSTART

	<u>Budget</u>	<u>Encumbrance YTD</u>	<u>Expenditure YTD</u>	<u>Current Expenditure</u>	<u>Balance</u>	<u>Percent Expended</u>
6000 - EXPENDITURES						
11 - INSTRUCTION						
6100 - PAYROLL COSTS	-42,532.00	.00	20,241.70	2,839.01	-22,290.30	47.59%
<b>Total Function11 INSTRUCTION</b>	<b>-42,532.00</b>	<b>.00</b>	<b>20,241.70</b>	<b>2,839.01</b>	<b>-22,290.30</b>	<b>47.59%</b>
<b>Total Expenditures</b>	<b>-42,532.00</b>	<b>.00</b>	<b>20,241.70</b>	<b>2,839.01</b>	<b>-22,290.30</b>	<b>47.59%</b>

**Board Report**  
**Comparison of Revenue to Budget**  
**Malakoff ISD**  
**As of December**

**Fund 199 / 7 GENERAL FUND**

	<u>Estimated Revenue (Budget)</u>	<u>Revenue Realized Current</u>	<u>Revenue Realized To Date</u>	<u>Revenue Balance</u>	<u>Percent Realized</u>
<b>5000 - R E C E I P T S</b>					
5700 - REVENUE-LOCAL & INTERMED					
5710 - LOCAL REAL-PROPERTY TAXES	11,800,868.00	-3,892,747.33	-5,432,541.80	6,368,326.20	46.04%
5720 - REV FM SRVCS TO LOCAL ED AG	410,000.00	.00	.00	410,000.00	.00%
5730 - TUITION & FEES FROM PATRONS	.00	-7,105.76	-7,505.76	-7,505.76	.00%
5740 - TRANS FROM WITHIN STATE	54,334.10	-4,541.79	-52,889.21	1,444.89	97.34%
5750 - ENTERPRISING ACTIVITIES	40,500.00	-6,851.00	-43,637.00	-3,137.00	107.75%
<b>Total REVENUE-LOCAL &amp; INTERMED</b>	<b>12,305,702.10</b>	<b>-3,911,245.88</b>	<b>-5,536,573.77</b>	<b>6,769,128.33</b>	<b>44.99%</b>
5800 - STATE PROGRAM REVENUES					
5810 - PER CAPITA-FOUNDATION REV	1,100,150.00	-39,953.00	-658,732.00	441,418.00	59.88%
5820 - STATE PROGRAM REVENUE	.00	.00	-3,176.00	-3,176.00	.00%
5830 - STATE REVENUES	595,951.00	.00	.00	595,951.00	.00%
<b>Total STATE PROGRAM REVENUES</b>	<b>1,696,101.00</b>	<b>-39,953.00</b>	<b>-661,908.00</b>	<b>1,034,193.00</b>	<b>39.03%</b>
5900 - FEDERAL PROGRAM REVENUES					
5920 - FED REV DISTR BY TEA	230,000.00	.00	.00	230,000.00	.00%
5930 - VOC ED NON FOUNDATION	200,000.00	-8,030.71	-135,456.91	64,543.09	67.73%
<b>Total FEDERAL PROGRAM REVENUES</b>	<b>430,000.00</b>	<b>-8,030.71</b>	<b>-135,456.91</b>	<b>294,543.09</b>	<b>31.50%</b>
7000 - OTHER RESOURCES/NON-OPR REV					
7900 - OBJECT DESCR FOR 7900					
7910 - OBJECT GROUP DESCRIPTION	204,787.00	.00	-204,787.00	.00	100.00%
<b>Total OBJECT DESCR FOR 7900</b>	<b>204,787.00</b>	<b>.00</b>	<b>-204,787.00</b>	<b>.00</b>	<b>100.00%</b>
<b>Total Revenue Local-State-Federal</b>	<b>14,636,590.10</b>	<b>-3,959,229.59</b>	<b>-6,538,725.68</b>	<b>8,097,864.42</b>	<b>44.67%</b>

Board Report  
 Comparison of Expenditures and Encumbrances to Budget  
 Malakoff ISD  
 As of December

Fund 199 / 7 GENERAL FUND

	Budget	Encumbrance YTD	Expenditure YTD	Current Expenditure	Balance	Percent Expended
<b>6000 - EXPENDITURES</b>						
<b>11 - INSTRUCTION</b>						
6100 - PAYROLL COSTS	-6,506,801.00	.00	2,361,292.30	401,217.08	-4,145,508.70	36.29%
6200 - PURCHASE & CONTRACTED SVS	-116,985.00	470.12	37,372.28	9,861.94	-79,142.60	31.95%
6300 - SUPPLIES AND MATERIALS	-181,367.00	16,842.80	55,613.83	16,511.88	-108,910.37	30.66%
6400 - OTHER OPERATING EXPENSES	-62,629.00	4,577.94	7,509.51	3,986.75	-50,541.55	11.99%
<b>Total Function11 INSTRUCTION</b>	<b>-6,867,782.00</b>	<b>21,890.86</b>	<b>2,461,787.92</b>	<b>431,577.65</b>	<b>-4,384,103.22</b>	<b>35.85%</b>
<b>12 - MEDIA SERVICES</b>						
6100 - PAYROLL COSTS	-144,273.00	.00	49,962.57	8,690.43	-94,310.43	34.63%
6200 - PURCHASE & CONTRACTED SVS	-8,576.00	.00	4,325.25	4,325.25	-4,250.75	50.43%
6300 - SUPPLIES AND MATERIALS	-26,000.00	2,929.14	11,093.76	694.37	-11,977.10	42.67%
6400 - OTHER OPERATING EXPENSES	-800.00	.00	108.00	.00	-692.00	13.50%
<b>Total Function12 MEDIA SERVICES</b>	<b>-179,649.00</b>	<b>2,929.14</b>	<b>65,489.58</b>	<b>13,710.05</b>	<b>-111,230.28</b>	<b>36.45%</b>
<b>13 - CURRICULUM DEVELOPMENT</b>						
6100 - PAYROLL COSTS	-138,762.00	.00	45,205.80	10,427.11	-93,556.20	32.58%
6200 - PURCHASE & CONTRACTED SVS	-1,000.00	.00	600.00	.00	-400.00	60.00%
6300 - SUPPLIES AND MATERIALS	-4,000.00	.00	1,250.57	990.57	-2,749.43	31.26%
6400 - OTHER OPERATING EXPENSES	-4,800.00	1,602.00	1,401.00	.00	-1,797.00	29.19%
6600 - CPTL OUTLY LAND BLDG & EQUIP	-40,000.00	.00	39,295.00	.00	-705.00	98.24%
<b>Total Function13 CURRICULUM DEVELOPMENT</b>	<b>-188,562.00</b>	<b>1,602.00</b>	<b>87,752.37</b>	<b>11,417.68</b>	<b>-99,207.63</b>	<b>46.54%</b>
<b>21 - INSTRUCTIONAL ADMINISTRATION</b>						
6100 - PAYROLL COSTS	-64,981.00	.00	21,599.92	4,473.72	-43,381.08	33.24%
6300 - SUPPLIES AND MATERIALS	-500.00	.00	246.98	.00	-253.02	49.40%
6400 - OTHER OPERATING EXPENSES	-1,150.00	.00	.00	.00	-1,150.00	-.00%
<b>Total Function21 INSTRUCTIONAL</b>	<b>-66,631.00</b>	<b>.00</b>	<b>21,846.90</b>	<b>4,473.72</b>	<b>-44,784.10</b>	<b>32.79%</b>
<b>23 - SCHOOL ADMINISTRATION</b>						
6100 - PAYROLL COSTS	-625,334.00	.00	199,702.06	42,298.14	-425,631.94	31.94%
6200 - PURCHASE & CONTRACTED SVS	-200.00	.00	.00	.00	-200.00	-.00%
6300 - SUPPLIES AND MATERIALS	-995.00	.00	429.99	.00	-565.01	43.22%
6400 - OTHER OPERATING EXPENSES	-9,705.00	801.00	2,067.98	5.52	-6,836.02	21.31%
<b>Total Function23 SCHOOL ADMINISTRATION</b>	<b>-636,234.00</b>	<b>801.00</b>	<b>202,200.03</b>	<b>42,303.66</b>	<b>-433,232.97</b>	<b>31.78%</b>
<b>31 - GUIDANCE AND COUNSELING SVS</b>						
6100 - PAYROLL COSTS	-174,740.00	.00	58,441.90	9,873.23	-116,298.10	33.45%
6200 - PURCHASE & CONTRACTED SVS	-2,150.00	.00	1,084.87	976.62	-1,065.13	50.46%
6300 - SUPPLIES AND MATERIALS	-1,750.00	.00	368.00	46.55	-1,382.00	21.03%
6400 - OTHER OPERATING EXPENSES	-1,725.00	.00	210.00	200.00	-1,515.00	12.17%
<b>Total Function31 GUIDANCE AND</b>	<b>-180,365.00</b>	<b>.00</b>	<b>60,104.77</b>	<b>11,096.40</b>	<b>-120,260.23</b>	<b>33.32%</b>
<b>33 - HEALTH SERVICES</b>						
6100 - PAYROLL COSTS	-174,054.00	.00	63,763.54	10,688.88	-110,290.46	36.63%
6200 - PURCHASE & CONTRACTED SVS	-1,710.00	.00	580.00	400.00	-1,130.00	33.92%
6300 - SUPPLIES AND MATERIALS	-4,216.00	.00	1,687.74	392.74	-2,528.26	40.03%
6400 - OTHER OPERATING EXPENSES	-15,300.00	.00	10,665.12	775.43	-4,634.88	69.71%
<b>Total Function33 HEALTH SERVICES</b>	<b>-195,280.00</b>	<b>.00</b>	<b>76,696.40</b>	<b>12,257.05</b>	<b>-118,583.60</b>	<b>39.28%</b>
<b>34 - PUPIL TRANSPORTATION-REGULAR</b>						
6100 - PAYROLL COSTS	-343,561.00	.00	127,451.99	27,087.73	-216,109.01	37.10%
6200 - PURCHASE & CONTRACTED SVS	-12,234.10	448.72	6,146.57	5,289.07	-5,638.81	50.24%
6300 - SUPPLIES AND MATERIALS	-102,500.00	.00	30,088.93	1,686.73	-72,411.07	29.36%
6400 - OTHER OPERATING EXPENSES	42,332.00	.00	19,018.00	.00	61,350.00	44.93%
<b>Total Function34 PUPIL TRANSPORTATION-</b>	<b>-415,963.10</b>	<b>448.72</b>	<b>182,705.49</b>	<b>34,063.53</b>	<b>-232,808.89</b>	<b>43.92%</b>

Fund 199 / 7 GENERAL FUND

	Budget	Encumbrance YTD	Expenditure YTD	Current Expenditure	Balance	Percent Expended
<b>6000 - EXPENDITURES</b>						
<b>35 - FOOD SERVICE</b>						
6100 - PAYROLL COSTS	-16,500.00	.00	.00	.00	-16,500.00	-.00%
<b>Total Function35 FOOD SERVICE</b>	<b>-16,500.00</b>	<b>.00</b>	<b>.00</b>	<b>.00</b>	<b>-16,500.00</b>	<b>-.00%</b>
<b>36 - CO-CURRICULAR ACTIVITIES</b>						
6100 - PAYROLL COSTS	-299,192.00	.00	106,797.31	24,405.83	-192,394.69	35.70%
6200 - PURCHASE & CONTRACTED SVS	-25,275.00	.00	11,360.74	1,748.94	-13,914.26	44.95%
6300 - SUPPLIES AND MATERIALS	-93,300.00	20,833.63	20,130.10	7,779.05	-52,336.27	21.58%
6400 - OTHER OPERATING EXPENSES	-134,600.00	5,340.38	31,069.31	10,587.14	-98,190.31	23.08%
<b>Total Function36 CO-CURRICULAR ACTIVITIES</b>	<b>-552,367.00</b>	<b>26,174.01</b>	<b>169,357.46</b>	<b>44,520.96</b>	<b>-356,835.53</b>	<b>30.66%</b>
<b>41 - GENERAL ADMINISTRATION</b>						
6100 - PAYROLL COSTS	-288,168.00	.00	90,098.49	21,284.01	-198,069.51	31.27%
6200 - PURCHASE & CONTRACTED SVS	-75,407.00	159.00	28,142.03	16,545.30	-47,105.97	37.32%
6300 - SUPPLIES AND MATERIALS	-9,700.00	851.50	3,173.92	520.45	-5,674.58	32.72%
6400 - OTHER OPERATING EXPENSES	-61,406.00	1,717.65	17,359.92	1,576.90	-42,328.43	28.27%
<b>Total Function41 GENERAL ADMINISTRATION</b>	<b>-434,681.00</b>	<b>2,728.15</b>	<b>138,774.36</b>	<b>39,926.66</b>	<b>-293,178.49</b>	<b>31.93%</b>
<b>51 - PLANT MAINTENANCE &amp; OPERATION</b>						
6100 - PAYROLL COSTS	-567,491.00	.00	180,383.12	44,325.87	-387,107.88	31.79%
6200 - PURCHASE & CONTRACTED SVS	-601,787.00	.00	355,758.65	48,030.45	-246,028.35	59.12%
6300 - SUPPLIES AND MATERIALS	-99,500.00	2,027.47	33,666.57	10,219.10	-63,805.96	33.84%
6400 - OTHER OPERATING EXPENSES	-51,230.00	.00	49,546.83	158.83	-1,683.17	96.71%
6600 - CPTL OUTLY LAND BLDG & EQUIP	-5,000.00	.00	3,875.00	.00	-1,125.00	77.50%
<b>Total Function51 PLANT MAINTENANCE &amp;</b>	<b>-1,325,008.00</b>	<b>2,027.47</b>	<b>623,230.17</b>	<b>102,734.25</b>	<b>-699,750.36</b>	<b>47.04%</b>
<b>52 - SECURITY/MONITORING SERVICES</b>						
6100 - PAYROLL COSTS	-50,370.00	.00	15,926.57	3,874.52	-34,443.43	31.62%
6200 - PURCHASE & CONTRACTED SVS	-6,300.00	.00	1,887.50	.00	-4,412.50	29.96%
6300 - SUPPLIES AND MATERIALS	-7,050.00	.00	4,008.25	.00	-3,041.75	56.85%
6400 - OTHER OPERATING EXPENSES	-1,650.00	.00	805.00	.00	-845.00	48.79%
<b>Total Function52 SECURITY/MONITORING</b>	<b>-65,370.00</b>	<b>.00</b>	<b>22,627.32</b>	<b>3,874.52</b>	<b>-42,742.68</b>	<b>34.61%</b>
<b>53 - DATA PROCESSING</b>						
6100 - PAYROLL COSTS	-239,773.00	.00	74,201.50	18,460.27	-165,571.50	30.95%
6200 - PURCHASE & CONTRACTED SVS	-90,845.00	1,415.00	55,509.63	6,409.29	-33,920.37	61.10%
6300 - SUPPLIES AND MATERIALS	-65,767.00	4,375.57	42,828.95	13,895.68	-18,562.48	65.12%
6400 - OTHER OPERATING EXPENSES	-3,620.00	1,324.00	1,146.31	106.83	-1,149.69	31.67%
<b>Total Function53 DATA PROCESSING</b>	<b>-400,005.00</b>	<b>7,114.57</b>	<b>173,686.39</b>	<b>38,872.07</b>	<b>-219,204.04</b>	<b>43.42%</b>
<b>61 - COMMUNITY SERV- ADULT ESL</b>						
6200 - PURCHASE & CONTRACTED SVS	-500.00	.00	.00	.00	-500.00	-.00%
6300 - SUPPLIES AND MATERIALS	-500.00	.00	42.49	16.57	-457.51	8.50%
<b>Total Function61 COMMUNITY SERV- ADULT</b>	<b>-1,000.00</b>	<b>.00</b>	<b>42.49</b>	<b>16.57</b>	<b>-957.51</b>	<b>4.25%</b>
<b>91 - CONTRACTED INST SERV W/PUB SCH</b>						
6200 - PURCHASE & CONTRACTED SVS	-2,204,893.00	.00	.00	.00	-2,204,893.00	-.00%
<b>Total Function91 CONTRACTED INST SERV</b>	<b>-2,204,893.00</b>	<b>.00</b>	<b>.00</b>	<b>.00</b>	<b>-2,204,893.00</b>	<b>-.00%</b>
<b>93 - SSA</b>						
6400 - OTHER OPERATING EXPENSES	-362,819.00	.00	178,998.06	59,666.02	-183,820.94	49.34%
<b>Total Function93 SSA</b>	<b>-362,819.00</b>	<b>.00</b>	<b>178,998.06</b>	<b>59,666.02</b>	<b>-183,820.94</b>	<b>49.34%</b>
<b>99 - TAX COLLECTION</b>						
6200 - PURCHASE & CONTRACTED SVS	-258,113.00	.00	126,407.00	65,853.00	-131,706.00	48.97%
<b>Total Function99 TAX COLLECTION</b>	<b>-258,113.00</b>	<b>.00</b>	<b>126,407.00</b>	<b>65,853.00</b>	<b>-131,706.00</b>	<b>48.97%</b>

Board Report  
 Comparison of Expenditures and Encumbrances to Budget  
 Malakoff ISD  
 As of December

Fund 199 / 7 GENERAL FUND

	<u>Budget</u>	<u>Encumbrance YTD</u>	<u>Expenditure YTD</u>	<u>Current Expenditure</u>	<u>Balance</u>	<u>Percent Expended</u>
8000 - OTHER USES/NON-OPR EXPENSE						
00 -						
8900 - OBJECT DESCR FOR 8900	-201,923.00	.00	17,030.35	3,431.91	-184,892.65	8.43%
<b>Total Function00</b>	<b>-201,923.00</b>	<b>.00</b>	<b>17,030.35</b>	<b>3,431.91</b>	<b>-184,892.65</b>	<b>8.43%</b>
<b>Total Expenditures</b>	<b>-14,553,145.10</b>	<b>65,715.92</b>	<b>4,608,737.06</b>	<b>919,795.70</b>	<b>-9,878,692.12</b>	<b>31.67%</b>

Board Report  
Comparison of Revenue to Budget  
Malakoff ISD  
As of December

Fund 211 / 7 TITLE I, PART A

	<u>Estimated Revenue (Budget)</u>	<u>Revenue Realized Current</u>	<u>Revenue Realized To Date</u>	<u>Revenue Balance</u>	<u>Percent Realized</u>
5000 - RECEIPTS					
5900 - FEDERAL PROGRAM REVENUES					
5920 - FED REV DISTR BY TEA	549,161.00	.00	-56,053.45	493,107.55	10.21%
<b>Total FEDERAL PROGRAM REVENUES</b>	<b>549,161.00</b>	<b>.00</b>	<b>-56,053.45</b>	<b>493,107.55</b>	<b>10.21%</b>
<b>Total Revenue Local-State-Federal</b>	<b>549,161.00</b>	<b>.00</b>	<b>-56,053.45</b>	<b>493,107.55</b>	<b>10.21%</b>

Board Report  
 Comparison of Expenditures and Encumbrances to Budget  
 Malakoff ISD  
 As of December

Fund 211 / 7 TITLE I, PART A

	<u>Budget</u>	<u>Encumbrance YTD</u>	<u>Expenditure YTD</u>	<u>Current Expenditure</u>	<u>Balance</u>	<u>Percent Expended</u>
6000 - EXPENDITURES						
11 - INSTRUCTION						
6100 - PAYROLL COSTS	-437,658.00	.00	174,380.31	30,021.71	-263,277.69	39.84%
6200 - PURCHASE & CONTRACTED SVS	-41,570.00	.00	26,637.30	10,112.80	-14,932.70	64.08%
6300 - SUPPLIES AND MATERIALS	-61,433.00	6,624.36	5,124.00	.00	-49,684.64	8.34%
6400 - OTHER OPERATING EXPENSES	-8,500.00	.00	.00	.00	-8,500.00	-.00%
<b>Total Function11 INSTRUCTION</b>	<b>-549,161.00</b>	<b>6,624.36</b>	<b>206,141.61</b>	<b>40,134.51</b>	<b>-336,395.03</b>	<b>37.54%</b>
<b>Total Expenditures</b>	<b>-549,161.00</b>	<b>6,624.36</b>	<b>206,141.61</b>	<b>40,134.51</b>	<b>-336,395.03</b>	<b>37.54%</b>

**Board Report**  
**Comparison of Revenue to Budget**  
**Malakoff ISD**  
**As of December**

Fund 240 / 7 FOOD SERVICE

	<u>Estimated Revenue (Budget)</u>	<u>Revenue Realized Current</u>	<u>Revenue Realized To Date</u>	<u>Revenue Balance</u>	<u>Percent Realized</u>
5000 - RECEIPTS					
5700 - REVENUE-LOCAL & INTERMED					
5740 - TRANS FROM WITHIN STATE	100.00	.00	.00	100.00	.00%
5750 - ENTERPRISING ACTIVITIES	37,400.00	-3,267.40	-18,738.04	18,661.96	50.10%
<b>Total REVENUE-LOCAL &amp; INTERMED</b>	<b>37,500.00</b>	<b>-3,267.40</b>	<b>-18,738.04</b>	<b>18,761.96</b>	<b>49.97%</b>
5800 - STATE PROGRAM REVENUES					
5820 - STATE PROGRAM REVENUE	4,000.00	.00	.00	4,000.00	.00%
<b>Total STATE PROGRAM REVENUES</b>	<b>4,000.00</b>	<b>.00</b>	<b>.00</b>	<b>4,000.00</b>	<b>.00%</b>
5900 - FEDERAL PROGRAM REVENUES					
5920 - FED REV DISTR BY TEA	625,700.00	-59,913.26	-225,103.15	400,596.85	35.98%
5950 - OTHR STATE DIST FED REVEN	4,000.00	.00	-1,194.20	2,805.80	29.86%
<b>Total FEDERAL PROGRAM REVENUES</b>	<b>629,700.00</b>	<b>-59,913.26</b>	<b>-226,297.35</b>	<b>403,402.65</b>	<b>35.94%</b>
7000 - OTHER RESOURCES/NON-OPR REV					
7900 - OBJECT DESCR FOR 7900					
7910 - OBJECT GROUP DESCRIPTION	5,000.00	.00	.00	5,000.00	.00%
<b>Total OBJECT DESCR FOR 7900</b>	<b>5,000.00</b>	<b>.00</b>	<b>.00</b>	<b>5,000.00</b>	<b>.00%</b>
<b>Total Revenue Local-State-Federal</b>	<b>676,200.00</b>	<b>-63,180.66</b>	<b>-245,035.39</b>	<b>431,164.61</b>	<b>36.24%</b>

Board Report  
 Comparison of Expenditures and Encumbrances to Budget  
 Malakoff ISD  
 As of December

Fund 240 / 7 FOOD SERVICE

	<u>Budget</u>	<u>Encumbrance YTD</u>	<u>Expenditure YTD</u>	<u>Current Expenditure</u>	<u>Balance</u>	<u>Percent Expended</u>
6000 - EXPENDITURES						
35 - FOOD SERVICE						
6100 - PAYROLL COSTS	-277,400.00	.00	104,585.84	21,145.15	-172,814.16	37.70%
6200 - PURCHASE & CONTRACTED SVS	-6,000.00	.00	702.50	.00	-5,297.50	11.71%
6300 - SUPPLIES AND MATERIALS	-389,300.00	.00	132,134.74	32,251.70	-257,165.26	33.94%
6400 - OTHER OPERATING EXPENSES	-3,500.00	.00	39.96	39.96	-3,460.04	1.14%
<b>Total Function35 FOOD SERVICE</b>	<b>-676,200.00</b>	<b>.00</b>	<b>237,463.04</b>	<b>53,436.81</b>	<b>-438,736.96</b>	<b>35.12%</b>
<b>Total Expenditures</b>	<b>-676,200.00</b>	<b>.00</b>	<b>237,463.04</b>	<b>53,436.81</b>	<b>-438,736.96</b>	<b>35.12%</b>

Board Report  
Comparison of Revenue to Budget  
Malakoff ISD  
As of December

Fund 244 / 7 VOCATIONAL EDUCATION- FEDERAL

	<u>Estimated Revenue (Budget)</u>	<u>Revenue Realized Current</u>	<u>Revenue Realized To Date</u>	<u>Revenue Balance</u>	<u>Percent Realized</u>
5000 - RECEIPTS					
5900 - FEDERAL PROGRAM REVENUES					
5920 - FED REV DISTR BY TEA	20,010.00	.00	.00	20,010.00	.00%
<b>Total FEDERAL PROGRAM REVENUES</b>	<b>20,010.00</b>	<b>.00</b>	<b>.00</b>	<b>20,010.00</b>	<b>.00%</b>
<b>Total Revenue Local-State-Federal</b>	<b>20,010.00</b>	<b>.00</b>	<b>.00</b>	<b>20,010.00</b>	<b>.00%</b>

**Board Report**  
**Comparison of Expenditures and Encumbrances to Budget**  
**Malakoff ISD**  
**As of December**

Fund 244 / 7 VOCATIONAL EDUCATION- FEDERAL

	<u>Budget</u>	<u>Encumbrance YTD</u>	<u>Expenditure YTD</u>	<u>Current Expenditure</u>	<u>Balance</u>	<u>Percent Expended</u>
6000 - EXPENDITURES						
11 - INSTRUCTION						
6200 - PURCHASE & CONTRACTED SVS	.00	.00	.00	.00	.00	.00%
6300 - SUPPLIES AND MATERIALS	-18,210.00	1,348.17	9,504.64	3,078.33	-7,357.19	52.19%
6400 - OTHER OPERATING EXPENSES	-1,800.00	.00	399.00	399.00	-1,401.00	22.17%
<b>Total Function11 INSTRUCTION</b>	<b>-20,010.00</b>	<b>1,348.17</b>	<b>9,903.64</b>	<b>3,477.33</b>	<b>-8,758.19</b>	<b>49.49%</b>
<b>Total Expenditures</b>	<b>-20,010.00</b>	<b>1,348.17</b>	<b>9,903.64</b>	<b>3,477.33</b>	<b>-8,758.19</b>	<b>49.49%</b>

Board Report  
Comparison of Revenue to Budget  
Malakoff ISD  
As of December

Fund 255 / 7 TITLE II, PART A

	<u>Estimated Revenue (Budget)</u>	<u>Revenue Realized Current</u>	<u>Revenue Realized To Date</u>	<u>Revenue Balance</u>	<u>Percent Realized</u>
5000 - RECEIPTS					
5900 - FEDERAL PROGRAM REVENUES					
5920 - FED REV DISTR BY TEA	71,884.00	.00	-6,871.07	65,012.93	9.56%
<b>Total FEDERAL PROGRAM REVENUES</b>	<b>71,884.00</b>	<b>.00</b>	<b>-6,871.07</b>	<b>65,012.93</b>	<b>9.56%</b>
<b>Total Revenue Local-State-Federal</b>	<b>71,884.00</b>	<b>.00</b>	<b>-6,871.07</b>	<b>65,012.93</b>	<b>9.56%</b>

Board Report  
Comparison of Expenditures and Encumbrances to Budget  
Malakoff ISD  
As of December

Fund 255 / 7 TITLE II, PART A

	<u>Budget</u>	<u>Encumbrance YTD</u>	<u>Expenditure YTD</u>	<u>Current Expenditure</u>	<u>Balance</u>	<u>Percent Expended</u>
6000 - EXPENDITURES						
11 - INSTRUCTION						
6100 - PAYROLL COSTS	-70,484.00	.00	36,475.17	4,966.86	-34,008.83	51.75%
6200 - PURCHASE & CONTRACTED SVS	-1,400.00	.00	560.00	560.00	-840.00	40.00%
<b>Total Function11 INSTRUCTION</b>	<b>-71,884.00</b>	<b>.00</b>	<b>37,035.17</b>	<b>5,526.86</b>	<b>-34,848.83</b>	<b>51.52%</b>
<b>Total Expenditures</b>	<b>-71,884.00</b>	<b>.00</b>	<b>37,035.17</b>	<b>5,526.86</b>	<b>-34,848.83</b>	<b>51.52%</b>

Board Report  
Comparison of Revenue to Budget  
Malakoff ISD  
As of December

Fund 270 / 7 TITLE VI, PART B, SUBPART 2

	<u>Estimated Revenue (Budget)</u>	<u>Revenue Realized Current</u>	<u>Revenue Realized To Date</u>	<u>Revenue Balance</u>	<u>Percent Realized</u>
5000 - RECEIPTS					
5900 - FEDERAL PROGRAM REVENUES					
5920 - FED REV DISTR BY TEA	28,859.00	.00	.00	28,859.00	.00%
<b>Total FEDERAL PROGRAM REVENUES</b>	<b>28,859.00</b>	<b>.00</b>	<b>.00</b>	<b>28,859.00</b>	<b>.00%</b>
<b>Total Revenue Local-State-Federal</b>	<b>28,859.00</b>	<b>.00</b>	<b>.00</b>	<b>28,859.00</b>	<b>.00%</b>

**Board Report**  
**Comparison of Expenditures and Encumbrances to Budget**  
**Malakoff ISD**  
**As of December**

Fund 270 / 7 TITLE VI, PART B, SUBPART 2

	<u>Budget</u>	<u>Encumbrance YTD</u>	<u>Expenditure YTD</u>	<u>Current Expenditure</u>	<u>Balance</u>	<u>Percent Expended</u>
<b>3000 - EXPENDITURES</b>						
<b>11 - INSTRUCTION</b>						
6100 - PAYROLL COSTS	-2,550.00	.00	.00	.00	-2,550.00	-.00%
6200 - PURCHASE & CONTRACTED SVS	-7,987.00	.00	5,739.00	5,739.00	-2,248.00	71.85%
6300 - SUPPLIES AND MATERIALS	-7,822.00	.00	1,694.67	.00	-6,127.33	21.67%
6400 - OTHER OPERATING EXPENSES	-4,500.00	.00	.00	.00	-4,500.00	-.00%
<b>Total Function11 INSTRUCTION</b>	<b>-22,859.00</b>	<b>.00</b>	<b>7,433.67</b>	<b>5,739.00</b>	<b>-15,425.33</b>	<b>32.52%</b>
<b>31 - COMMUNITY SERV- ADULT ESL</b>						
6100 - PAYROLL COSTS	-3,800.00	.00	929.88	499.63	-2,870.12	24.47%
6200 - PURCHASE & CONTRACTED SVS	-1,320.00	.00	260.00	180.00	-1,060.00	19.70%
6300 - SUPPLIES AND MATERIALS	-880.00	214.09	285.91	104.45	-380.00	32.49%
<b>Total Function61 COMMUNITY SERV- ADULT</b>	<b>-6,000.00</b>	<b>214.09</b>	<b>1,475.79</b>	<b>784.08</b>	<b>-4,310.12</b>	<b>24.60%</b>
<b>Total Expenditures</b>	<b>-28,859.00</b>	<b>214.09</b>	<b>8,909.46</b>	<b>6,523.08</b>	<b>-19,735.45</b>	<b>30.87%</b>

Board Report  
Comparison of Revenue to Budget  
Malakoff ISD  
As of December

Fund 410 / 7 STATE TEXTBOOK FUND

	<u>Estimated Revenue (Budget)</u>	<u>Revenue Realized Current</u>	<u>Revenue Realized To Date</u>	<u>Revenue Balance</u>	<u>Percent Realized</u>
3000 - RECEIPTS					
3800 - STATE PROGRAM REVENUES					
3820 - STATE PROGRAM REVENUE	78,645.00	.00	-7,811.21	70,833.79	9.93%
Total STATE PROGRAM REVENUES	78,645.00	.00	-7,811.21	70,833.79	9.93%
Total Revenue Local-State-Federal	78,645.00	.00	-7,811.21	70,833.79	9.93%

Board Report  
Comparison of Expenditures and Encumbrances to Budget  
Malakoff ISD  
As of December

Fund 410 / 7 STATE TEXTBOOK FUND

	<u>Budget</u>	<u>Encumbrance YTD</u>	<u>Expenditure YTD</u>	<u>Current Expenditure</u>	<u>Balance</u>	<u>Percent Expended</u>
3000 - EXPENDITURES						
3100 - INSTRUCTION						
3300 - SUPPLIES AND MATERIALS	-78,645.00	1,577.30	5,170.71	808.65	-71,896.99	6.57%
<b>Total Function 11 INSTRUCTION</b>	<b>-78,645.00</b>	<b>1,577.30</b>	<b>5,170.71</b>	<b>808.65</b>	<b>-71,896.99</b>	<b>6.57%</b>
<b>Total Expenditures</b>	<b>-78,645.00</b>	<b>1,577.30</b>	<b>5,170.71</b>	<b>808.65</b>	<b>-71,896.99</b>	<b>6.57%</b>

Board Report  
Comparison of Revenue to Budget  
Malakoff ISD  
As of December

	<u>Estimated Revenue (Budget)</u>	<u>Revenue Realized Current</u>	<u>Revenue Realized To Date</u>	<u>Revenue Balance</u>	<u>Percent Realized</u>
000 - RECEIPTS					
800 - STATE PROGRAM REVENUES					
820 - STATE PROGRAM REVENUE	.00	.00	-3,850.00	-3,850.00	.00%
Total STATE PROGRAM REVENUES	.00	.00	-3,850.00	-3,850.00	.00%
Total Revenue Local-State-Federal	.00	.00	-3,850.00	-3,850.00	.00%

Board Report  
 Comparison of Expenditures and Encumbrances to Budget  
 Malakoff ISD  
 As of December

und 429 / 7 READ TO SUCCEED FUND

	<u>Budget</u>	<u>Encumbrance YTD</u>	<u>Expenditure YTD</u>	<u>Current Expenditure</u>	<u>Balance</u>	<u>Percent Expended</u>
000 - EXPENDITURES						
1 - INSTRUCTION						
100 - PAYROLL COSTS	.00	.00	3,978.00	.00	3,978.00	.00%
Total Function11 INSTRUCTION	.00	.00	3,978.00	.00	3,978.00	.00%
Total Expenditures	.00	.00	3,978.00	.00	3,978.00	.00%

**Board Report**  
**Comparison of Revenue to Budget**  
**Malakoff ISD**  
**As of December**

**Fund 461 / 7 CAMPUS ACTIVITIES**

	<b>Estimated Revenue (Budget)</b>	<b>Revenue Realized Current</b>	<b>Revenue Realized To Date</b>	<b>Revenue Balance</b>	<b>Percent Realized</b>
<b>000 - RECEIPTS</b>					
<b>700 - REVENUE-LOCAL &amp; INTERMED</b>					
740 - TRANS FROM WITHIN STATE	88,210.00	-484.63	-32,766.55	55,443.45	37.15%
750 - ENTERPRISING ACTIVITIES	6,000.00	-151.20	-1,128.84	4,871.16	18.81%
<b>Total REVENUE-LOCAL &amp; INTERMED</b>	<b>94,210.00</b>	<b>-635.83</b>	<b>-33,895.39</b>	<b>60,314.61</b>	<b>35.98%</b>
<b>Total Revenue Local-State-Federal</b>	<b>94,210.00</b>	<b>-635.83</b>	<b>-33,895.39</b>	<b>60,314.61</b>	<b>35.98%</b>

Board Report  
Comparison of Expenditures and Encumbrances to Budget  
Malakoff ISD  
As of December

	<u>Budget</u>	<u>Encumbrance YTD</u>	<u>Expenditure YTD</u>	<u>Current Expenditure</u>	<u>Balance</u>	<u>Percent Expended</u>
000 - EXPENDITURES						
6 - CO-CURRICULAR ACTIVITIES						
1200 - PURCHASE & CONTRACTED SVS	.00	.00	.00	.00	.00	.00%
1300 - SUPPLIES AND MATERIALS	-27,300.00	.00	837.78	246.00	-26,462.22	3.07%
1400 - OTHER OPERATING EXPENSES	-66,910.00	3,359.89	29,792.12	1,884.91	-33,757.99	44.53%
<b>Total Function 36 CO-CURRICULAR ACTIVITIES</b>	<b>-94,210.00</b>	<b>3,359.89</b>	<b>30,629.90</b>	<b>2,130.91</b>	<b>-60,220.21</b>	<b>32.51%</b>
<b>Total Expenditures</b>	<b>-94,210.00</b>	<b>3,359.89</b>	<b>30,629.90</b>	<b>2,130.91</b>	<b>-60,220.21</b>	<b>32.51%</b>

Board Report  
 Comparison of Revenue to Budget  
 Malakoff ISD  
 As of December

und 599 / 7 DEBT SERVICE

	Estimated Revenue (Budget)	Revenue Realized Current	Revenue Realized To Date	Revenue Balance	Percent Realized
000 - RECEIPTS					
700 - REVENUE-LOCAL & INTERMED					
710 - LOCAL REAL-PROPERTY TAXES	2,215,994.00	-731,870.43	-1,021,394.53	1,194,599.47	46.09%
740 - TRANS FROM WITHIN STATE	2,400.00	-818.33	-2,502.38	-102.38	104.27%
total REVENUE-LOCAL & INTERMED	2,218,394.00	-732,688.76	-1,023,896.91	1,194,497.09	46.15%
800 - STATE PROGRAM REVENUES					
820 - STATE PROGRAM REVENUE	38,581.00	.00	-38,624.00	-43.00	100.11%
total STATE PROGRAM REVENUES	38,581.00	.00	-38,624.00	-43.00	100.11%
000 - OTHER RESOURCES/NON-OPR REV					
900 - OBJECT DESCR FOR 7900					
940 - OBJECT DESCR FOR 7940	165,000.00	.00	.00	165,000.00	.00%
total OBJECT DESCR FOR 7900	165,000.00	.00	.00	165,000.00	.00%
total Revenue Local-State-Federal	2,421,975.00	-732,688.76	-1,062,520.91	1,359,454.09	43.87%

**Board Report**  
**Comparison of Expenditures and Encumbrances to Budget**  
**Malakoff ISD**  
**As of December**

Fund 599 / 7 DEBT SERVICE

	<u>Budget</u>	<u>Encumbrance YTD</u>	<u>Expenditure YTD</u>	<u>Current Expenditure</u>	<u>Balance</u>	<u>Percent Expended</u>
6000 - EXPENDITURES						
71 - DEBT SERVICE						
6500 - DEBT SERVICE	-2,021,780.00	.00	1,200.00	.00	-2,020,580.00	.06%
<b>Total Function71 DEBT SERVICE</b>	<b>-2,021,780.00</b>	<b>.00</b>	<b>1,200.00</b>	<b>.00</b>	<b>-2,020,580.00</b>	<b>.06%</b>
8000 - OTHER USES/NON-OPR EXPENSE						
00 -						
8900 - OBJECT DESCR FOR 8900	-165,000.00	.00	.00	.00	-165,000.00	-.00%
<b>Total Function00</b>	<b>-165,000.00</b>	<b>.00</b>	<b>.00</b>	<b>.00</b>	<b>-165,000.00</b>	<b>-.00%</b>
<b>Total Expenditures</b>	<b>-2,186,780.00</b>	<b>.00</b>	<b>1,200.00</b>	<b>.00</b>	<b>-2,185,580.00</b>	<b>.05%</b>

Board Report  
 Comparison of Revenue to Budget  
 Malakoff ISD  
 As of December

Fund 698 / 7 BOND ELECTION 2015

	Estimated Revenue (Budget)	Revenue Realized Current	Revenue Realized To Date	Revenue Balance	Percent Realized
5000 - R E C E I P T S					
5700 - REVENUE-LOCAL & INTERMED					
5740 - TRANS FROM WITHIN STATE	.00	.00	.00	.00	.00%
<b>Total REVENUE-LOCAL &amp; INTERMED</b>	<b>.00</b>	<b>.00</b>	<b>.00</b>	<b>.00</b>	<b>.00%</b>
7000 - OTHER RESOURCES/NON-OPR REV					
7900 - OBJECT DESCR FOR 7900					
7910 - OBJECT GROUP DESCRIPTION	.00	.00	-7,573.00	-7,573.00	.00%
<b>Total OBJECT DESCR FOR 7900</b>	<b>.00</b>	<b>.00</b>	<b>-7,573.00</b>	<b>-7,573.00</b>	<b>.00%</b>
<b>Total Revenue Local-State-Federal</b>	<b>.00</b>	<b>.00</b>	<b>-7,573.00</b>	<b>-7,573.00</b>	<b>.00%</b>

Board Report  
Comparison of Expenditures and Encumbrances to Budget  
Malakoff ISD  
As of December

Fund 698 / 7 BOND ELECTION 2015

	<u>Budget</u>	<u>Encumbrance YTD</u>	<u>Expenditure YTD</u>	<u>Current Expenditure</u>	<u>Balance</u>	<u>Percent Expended</u>
6000 - EXPENDITURES						
53 - DATA PROCESSING						
6300 - SUPPLIES AND MATERIALS	-18,210.28	.00	14,504.37	.00	-3,705.91	79.65%
<b>Total Function 53 DATA PROCESSING</b>	<b>-18,210.28</b>	<b>.00</b>	<b>14,504.37</b>	<b>.00</b>	<b>-3,705.91</b>	<b>79.65%</b>
<b>Total Expenditures</b>	<b>-18,210.28</b>	<b>.00</b>	<b>14,504.37</b>	<b>.00</b>	<b>-3,705.91</b>	<b>79.65%</b>

Board Report  
Comparison of Revenue to Budget  
Malakoff ISD  
As of December

Fund 699 / 7 CONSTRUCTION FUND

	<u>Estimated Revenue (Budget)</u>	<u>Revenue Realized Current</u>	<u>Revenue Realized To Date</u>	<u>Revenue Balance</u>	<u>Percent Realized</u>
5000 - RECEIPTS					
5700 - REVENUE-LOCAL & INTERMED					
5740 - TRANS FROM WITHIN STATE	.00	.00	-1.34	-1.34	.00%
<b>Total REVENUE-LOCAL &amp; INTERMED</b>	<b>.00</b>	<b>.00</b>	<b>-1.34</b>	<b>-1.34</b>	<b>.00%</b>
<b>Total Revenue Local-State-Federal</b>	<b>.00</b>	<b>.00</b>	<b>-1.34</b>	<b>-1.34</b>	<b>.00%</b>

**Board Report**  
**Comparison of Revenue to Budget**  
**Malakoff ISD**  
**As of December**

Fund 823 / 7 MALAKOFF EDUCATION FOUNDATION

	<u>Estimated Revenue (Budget)</u>	<u>Revenue Realized Current</u>	<u>Revenue Realized To Date</u>	<u>Revenue Balance</u>	<u>Percent Realized</u>
5000 - RECEIPTS					
5700 - REVENUE-LOCAL & INTERMED					
5740 - TRANS FROM WITHIN STATE	25,586.86	.00	-25,586.86	.00	100.00%
<b>Total REVENUE-LOCAL &amp; INTERMED</b>	<b>25,586.86</b>	<b>.00</b>	<b>-25,586.86</b>	<b>.00</b>	<b>100.00%</b>
<b>Total Revenue Local-State-Federal</b>	<b>25,586.86</b>	<b>.00</b>	<b>-25,586.86</b>	<b>.00</b>	<b>100.00%</b>

**Board Report**  
**Comparison of Expenditures and Encumbrances to Budget**  
**Malakoff ISD**  
**As of December**

Fund 823 / 7 MALAKOFF EDUCATION FOUNDATION

	<u>Budget</u>	<u>Encumbrance YTD</u>	<u>Expenditure YTD</u>	<u>Current Expenditure</u>	<u>Balance</u>	<u>Percent Expended</u>
6000 - EXPENDITURES						
11 - INSTRUCTION						
6300 - SUPPLIES AND MATERIALS	-25,586.86	14,239.67	.00	.00	-11,347.19	-.00%
<b>Total Function11 INSTRUCTION</b>	<b>-25,586.86</b>	<b>14,239.67</b>	<b>.00</b>	<b>.00</b>	<b>-11,347.19</b>	<b>-.00%</b>
<b>Total Expenditures</b>	<b>-25,586.86</b>	<b>14,239.67</b>	<b>.00</b>	<b>.00</b>	<b>-11,347.19</b>	<b>-.00%</b>

Board Report  
Comparison of Revenue to Budget  
Malakoff ISD  
As of December

Fund 829 / 7 SCHOLARSHIP

	<u>Estimated Revenue (Budget)</u>	<u>Revenue Realized Current</u>	<u>Revenue Realized To Date</u>	<u>Revenue Balance</u>	<u>Percent Realized</u>
5000 - RECEIPTS					
5700 - REVENUE-LOCAL & INTERMED					
5740 - TRANS FROM WITHIN STATE	.00	.00	-1.00	-1.00	.00%
<b>Total REVENUE-LOCAL &amp; INTERMED</b>	<b>.00</b>	<b>.00</b>	<b>-1.00</b>	<b>-1.00</b>	<b>.00%</b>
<b>Total Revenue Local-State-Federal</b>	<b>.00</b>	<b>.00</b>	<b>-1.00</b>	<b>-1.00</b>	<b>.00%</b>

Board Report  
Comparison of Expenditures and Encumbrances to Budget  
Malakoff ISD  
As of December

Fund 829 / 7 SCHOLARSHIP

	<u>Budget</u>	<u>Encumbrance YTD</u>	<u>Expenditure YTD</u>	<u>Current Expenditure</u>	<u>Balance</u>	<u>Percent Expended</u>
6000 - EXPENDITURES						
36 - CO-CURRICULAR ACTIVITIES						
6400 - OTHER OPERATING EXPENSES	.00	.00	56.94	.00	56.94	.00%
<b>Total Function36 CO-CURRICULAR ACTIVITIES</b>	<b>.00</b>	<b>.00</b>	<b>56.94</b>	<b>.00</b>	<b>56.94</b>	<b>.00%</b>
<b>Total Expenditures</b>	<b>.00</b>	<b>.00</b>	<b>56.94</b>	<b>.00</b>	<b>56.94</b>	<b>.00%</b>

**MALAKOFF ISD**  
**Superintendent Goals 2015-2016**

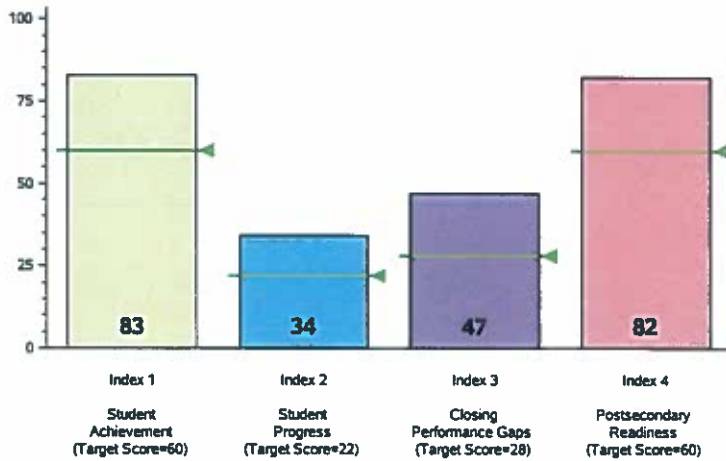
- 1. Improve all students' scores to the Level II Phase III requirements. 30% of students should be meeting this mark on each of the STAAR tests.**
- 2. The district will implement HB5 requirements. District personnel will have annual meetings with parents of high school students to discuss certifications and endorsement opportunities for their student. At Malakoff Middle School, the district will communicate with parents of 7<sup>th</sup> and 8<sup>th</sup> graders on the changes to the graduation plan due to HB5. 8<sup>th</sup> graders will select their endorsement(s) during the spring semester before moving to Malakoff High School.**
- 3. The district will continue to encourage our teachers to use a variety of teaching methods, including Project Based Learning and Google Docs. Our Director of Curriculum and Classroom Technology will provide ongoing training on the use of technology and varied teaching methods to our teachers.**
- 4. The district will begin the move toward Google classrooms. Students and teachers will begin new collaborations using Google Apps and Docs.**
- 5. The district will increase the number of students at Malakoff High School that would be considered college ready by the TEA. This effort will include increasing the number of students taking the ACT/SAT college entrance exam and the TSI exam. The High School will make an effort to have more parent involvement in the college selection process.**
- 6. The district attendance rate will increase to over 96% for the 2015-2016 school year. The 2014-2015 attendance rate was 95.7%.**
- 7. The district will complete all projects from the May 2015 bond election within 18 months.**
- 8. All schools will continue to have a safe and orderly environment where students can learn to their greatest potential.**

**TEXAS EDUCATION AGENCY  
2016 Accountability Summary  
MALAKOFF ISD (107906)**


**Accountability Rating**  
**Met Standard**

<b>Met Standards on</b> - Student Achievement - Student Progress - Closing Performance Gaps - Postsecondary Readiness	<b>Did Not Meet Standards on</b> - NONE
In 2016, to receive a Met Standard or Met Alternative Standard rating, districts and campuses must meet targets on three indexes: Index 1 or Index 2 and Index 3 and Index 4.	

**Performance Index Report**



**Distinction Designation**



**Postsecondary Readiness**  
Percent of Eligible Measures in Top Quartile  
9 out of 11 = 82%

**DISTINCTION EARNED**

**Performance Index Summary**

Index	Points Earned	Maximum Points	Index Score
1 - Student Achievement	1,708	2,048	83
2 - Student Progress	412	1,200	34
3 - Closing Performance Gaps	1,221	2,600	47
4 - Postsecondary Readiness			
STAAR Score	12.1		
Graduation Rate Score	25.0		
Graduation Plan Score	23.3		
Postsecondary Component Score	22.0		
<b>Total</b>			<b>82</b>

**System Safeguards**

Number and Percentage of Indicators Met	
Performance Rates	26 out of 28 = 93%
Participation Rates	14 out of 14 = 100%
Graduation Rates	3 out of 3 = 100%
Met Federal Limits on Alternative Assessments	0 out of 1 = 0%
<b>Total</b>	<b>43 out of 46 = 93%</b>

For further information about this report, please see the Performance Reporting Division website at <https://rptsrv1.tea.texas.gov/perfreport/account/2016/index.html>

**TEXAS EDUCATION AGENCY**  
**2016 Accountability Summary**  
 MALAKOFF H S (107906001) - MALAKOFF ISD

**Accountability Rating**

**Met Standard**

Met Standards on	Did Not Meet Standards on
<ul style="list-style-type: none"> <li>- Student Achievement</li> <li>- Student Progress</li> <li>- Closing Performance Gaps</li> <li>- Postsecondary Readiness</li> </ul>	<ul style="list-style-type: none"> <li>- NONE</li> </ul>

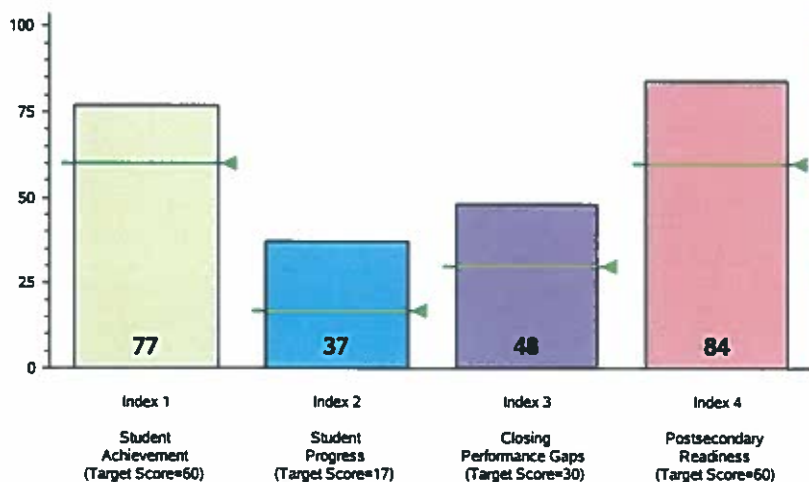
In 2016, to receive a Met Standard or Met Alternative Standard rating, districts and campuses must meet targets on three indexes: Index 1 or Index 2 and Index 3 and Index 4.

**Distinction Designation**



Academic Achievement in ELA/Reading
DISTINCTION EARNED
Academic Achievement in Mathematics
DISTINCTION EARNED
Academic Achievement in Science
NO DISTINCTION EARNED
Academic Achievement in Social Studies
DISTINCTION EARNED
Top 25 Percent Student Progress
DISTINCTION EARNED
Top 25 Percent Closing Performance Gaps
DISTINCTION EARNED
Postsecondary Readiness
DISTINCTION EARNED

**Performance Index Report**



**Campus Demographics**

Campus Type	High School
Campus Size	354 Students
Grade Span	09 - 12
Percent Economically Disadvantaged	58.5
Percent English Language Learners	1.1
Mobility Rate	18.3

**Performance Index Summary**

Index	Points Earned	Maximum Points	Index Score
1 - Student Achievement	410	531	77
2 - Student Progress	149	400	37
3 - Closing Performance Gaps	381	800	48
4 - Postsecondary Readiness			
STAAR Score	13.3		
Graduation Rate Score	25.0		
Graduation Plan Score	23.7		
Postsecondary Component Score	21.9		84

**System Safeguards**

**Number and Percentage of Indicators Met**

Performance Rates	13 out of 15 = 87%
Participation Rates	9 out of 9 = 100%
Graduation Rates	3 out of 3 = 100%
<b>Total</b>	<b>25 out of 27 = 93%</b>

For further information about this report, please see the Performance Reporting Division website at <https://rptsvr1.tea.texas.gov/perfreport/account/2016/index.html>

**TEXAS EDUCATION AGENCY**  
**2016 Accountability Summary**  
 MALAKOFF MIDDLE (107906041) - MALAKOFF ISD

**Accountability Rating**

**Met Standard**

Met Standards on	Did Not Meet Standards on
<ul style="list-style-type: none"> <li>- Student Achievement</li> <li>- Closing Performance Gaps</li> <li>- Postsecondary Readiness</li> </ul>	<ul style="list-style-type: none"> <li>- Student Progress</li> </ul>

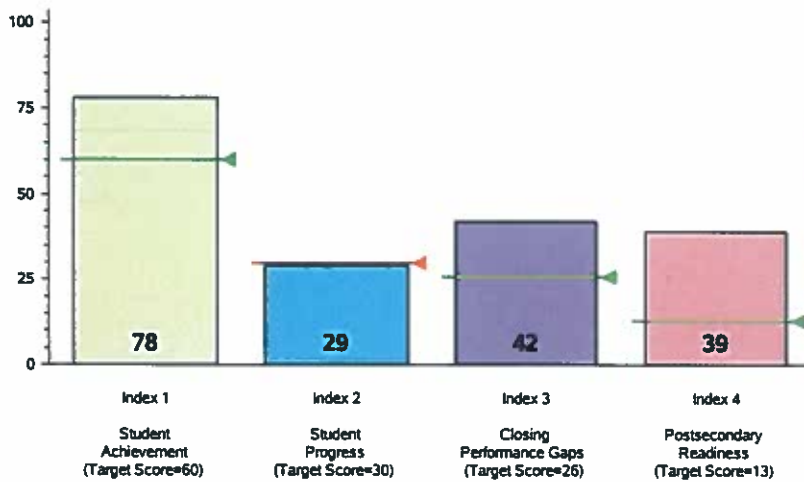
In 2016, to receive a Met Standard or Met Alternative Standard rating, districts and campuses must meet targets on three indexes: Index 1 or Index 2 and Index 3 and Index 4.

**Distinction Designation**



<b>Academic Achievement in ELA/Reading</b>
NO DISTINCTION EARNED
<b>Academic Achievement in Mathematics</b>
DISTINCTION EARNED
<b>Academic Achievement in Science</b>
DISTINCTION EARNED
<b>Academic Achievement in Social Studies</b>
NO DISTINCTION EARNED
<b>Top 25 Percent Student Progress</b>
NO DISTINCTION EARNED
<b>Top 25 Percent Closing Performance Gaps</b>
DISTINCTION EARNED
<b>Postsecondary Readiness</b>
DISTINCTION EARNED

**Performance Index Report**



**Campus Demographics**

Campus Type	Middle School
Campus Size	271 Students
Grade Span	06 - 08
Percent Economically Disadvantaged	60.9
Percent English Language Learners	0.7
Mobility Rate	20.3

**Performance Index Summary**

Index	Points Earned	Maximum Points	Index Score
1 - Student Achievement	597	768	78
2 - Student Progress	287	1,000	29
3 - Closing Performance Gaps	763	1,800	42
4 - Postsecondary Readiness			
STAAR Score	38.5		
Graduation Rate Score	N/A		
Graduation Plan Score	N/A		
Postsecondary Component Score	N/A		39

**System Safeguards**

Number and Percentage of Indicators Met	
Performance Rates	19 out of 21 = 90%
Participation Rates	12 out of 12 = 100%
Graduation Rates	N/A
<b>Total</b>	<b>31 out of 33 = 94%</b>

For further information about this report, please see the Performance Reporting Division website at <https://rptsrv1.tea.texas.gov/perfreport/account/2016/index.html>

**TEXAS EDUCATION AGENCY**  
**2016 Accountability Summary**  
 MALAKOFF EL (107906102) - MALAKOFF ISD

**Accountability Rating**

**Met Standard**

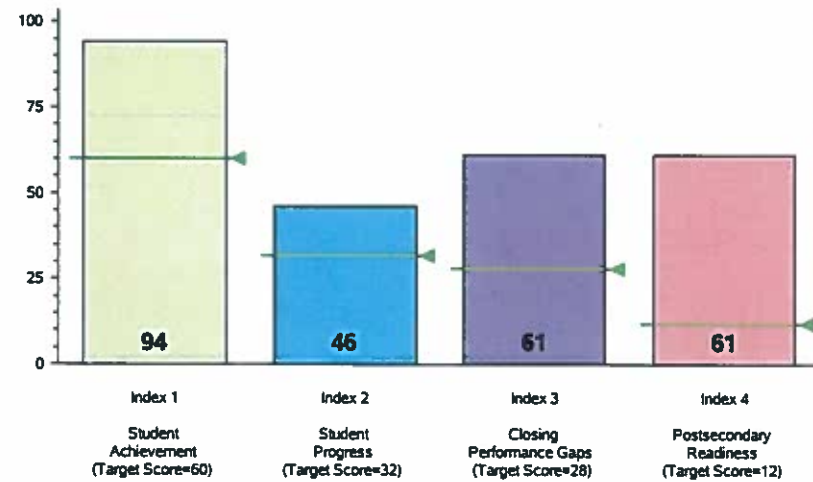
<b>Met Standards on</b>	<b>Did Not Meet Standards on</b>
- Student Achievement	- NONE
- Student Progress	
- Closing Performance Gaps	
- Postsecondary Readiness	
In 2016, to receive a Met Standard or Met Alternative Standard rating, districts and campuses must meet targets on three indexes: Index 1 or Index 2 and Index 3 and Index 4.	

**Distinction Designation**



Academic Achievement in ELA/Reading	<b>DISTINCTION EARNED</b>
Academic Achievement in Mathematics	<b>DISTINCTION EARNED</b>
Academic Achievement in Science	<b>DISTINCTION EARNED</b>
Academic Achievement in Social Studies	NOT ELIGIBLE
Top 25 Percent Student Progress	<b>DISTINCTION EARNED</b>
Top 25 Percent Closing Performance Gaps	<b>DISTINCTION EARNED</b>
Postsecondary Readiness	<b>DISTINCTION EARNED</b>

**Performance Index Report**



**Campus Demographics**

Campus Type	Elementary
Campus Size	459 Students
Grade Span	EE - 05
Percent Economically Disadvantaged	65.1
Percent English Language Learners	10.9
Mobility Rate	19.9

**Performance Index Summary**

Index	Points Earned	Maximum Points	Index Score
1 - Student Achievement	504	534	94
2 - Student Progress	458	1,000	46
3 - Closing Performance Gaps	1,215	2,000	61
4 - Postsecondary Readiness			
STAAR Score	61.3		
Graduation Rate Score	N/A		
Graduation Plan Score	N/A		
Postsecondary Component Score	N/A		61

**System Safeguards**

Number and Percentage of Indicators Met	
Performance Rates	18 out of 18 = 100%
Participation Rates	12 out of 12 = 100%
Graduation Rates	N/A
<b>Total</b>	<b>30 out of 30 = 100%</b>

For further information about this report, please see the Performance Reporting Division website at <https://rptsrv1.tea.texas.gov/perfreport/account/2016/index.html>

# TEXAS EDUCATION AGENCY 2016 Accountability Summary TOOL EL (107906104) - MALAKOFF ISD

## Accountability Rating

**Met Standard**

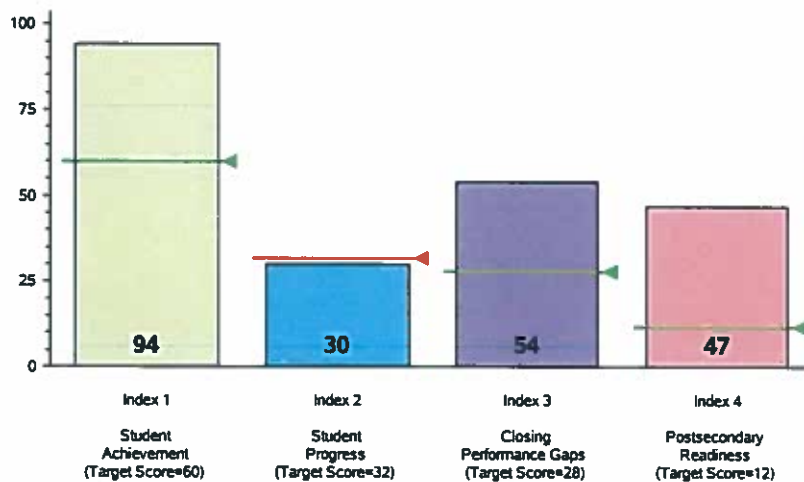
Met Standards on	Did Not Meet Standards on
<ul style="list-style-type: none"> <li>- Student Achievement</li> <li>- Closing Performance Gaps</li> <li>- Postsecondary Readiness</li> </ul>	<ul style="list-style-type: none"> <li>- Student Progress</li> </ul>
In 2016, to receive a Met Standard or Met Alternative Standard rating, districts and campuses must meet targets on three indexes: Index 1 or Index 2 and Index 3 and Index 4.	

## Distinction Designation



<b>Academic Achievement in ELA/Reading</b>
<b>DISTINCTION EARNED</b>
<b>Academic Achievement in Mathematics</b>
<b>NO DISTINCTION EARNED</b>
<b>Academic Achievement in Science</b>
<b>NO DISTINCTION EARNED</b>
<b>Academic Achievement in Social Studies</b>
<b>NOT ELIGIBLE</b>
<b>Top 25 Percent Student Progress</b>
<b>NO DISTINCTION EARNED</b>
<b>Top 25 Percent Closing Performance Gaps</b>
<b>DISTINCTION EARNED</b>
<b>Postsecondary Readiness</b>
<b>DISTINCTION EARNED</b>

## Performance Index Report



## Campus Demographics

Campus Type	Elementary
Campus Size	206 Students
Grade Span	PK - 05
Percent Economically Disadvantaged	76.7
Percent English Language Learners	2.9
Mobility Rate	25.7

## Performance Index Summary

Index	Points Earned	Maximum Points	Index Score
1 - Student Achievement	194	207	94
2 - Student Progress	118	400	30
3 - Closing Performance Gaps	430	800	54
4 - Postsecondary Readiness			
STAAR Score	46.5		
Graduation Rate Score	N/A		
Graduation Plan Score	N/A		
Postsecondary Component Score	N/A		47

## System Safeguards

Number and Percentage of Indicators Met	
Performance Rates	8 out of 8 = 100%
Participation Rates	6 out of 6 = 100%
Graduation Rates	N/A
<b>Total</b>	<b>14 out of 14 = 100%</b>

For further information about this report, please see the Performance Reporting Division website at <https://rptsvr1.tea.texas.gov/perfreport/account/2016/index.html>

# 2015-16 Texas Academic Performance Report

District Name: **MALAKOFF ISD**

District Number: **107906**

This page intentionally left blank.

District Name: MALAKOFF ISD  
 County Name: HENDERSON  
 District Number: 107906

TEXAS EDUCATION AGENCY  
**Texas Academic Performance Report**  
**2015-16 District Performance**

		State	Region 07	District	African American	Hispanic	White	American Indian	Asian	Pacific Islander	Two or More Races	Special Ed	Econ Disadv	ELL^
<b>STAAR Percent at Level II Satisfactory Standard or Above</b>														
<b>Grade 3</b>														
Reading	2016	73%	72%	<b>97%</b>	100%	100%	97%	-	-	-	*	89%	98%	100%
Mathematics	2016	75%	73%	<b>95%</b>	100%	90%	94%	-	-	-	100%	67%	93%	89%
<b>STAAR Percent at Level II Satisfactory Standard or Above</b>														
<b>Grade 4</b>														
Reading	2016	75%	74%	<b>92%</b>	73%	89%	96%	-	-	-	*	63%	89%	78%
Mathematics	2016	73%	71%	<b>97%</b>	91%	94%	98%	-	-	-	*	75%	95%	100%
Writing	2016	69%	66%	<b>90%</b>	73%	89%	93%	-	-	-	*	*	85%	89%
<b>STAAR Percent at Level II Satisfactory Standard or Above</b>														
<b>Grade 5 **</b>														
Reading	2016	81%	79%	<b>96%</b>	89%	94%	97%	-	-	-	*	63%	93%	89%
Mathematics	2016	86%	84%	<b>98%</b>	100%	100%	97%	-	-	-	*	75%	97%	100%
Science	2016	74%	71%	<b>89%</b>	75%	82%	93%	-	-	-	*	63%	84%	78%
<b>STAAR Percent at Level II Satisfactory Standard or Above</b>														
<b>Grade 6</b>														
Reading	2016	69%	68%	<b>77%</b>	71%	75%	80%	-	-	-	*	*	72%	*
Mathematics	2016	72%	71%	<b>74%</b>	62%	75%	78%	-	-	-	*	50%	72%	*
<b>STAAR Percent at Level II Satisfactory Standard or Above</b>														
<b>Grade 7</b>														
Reading	2016	71%	68%	<b>78%</b>	67%	88%	78%	-	-	-	*	*	78%	*
Mathematics	2016	69%	67%	<b>79%</b>	58%	81%	82%	-	-	-	*	*	73%	*
Writing	2016	69%	69%	<b>76%</b>	83%	94%	70%	-	-	-	*	*	75%	*
<b>STAAR Percent at Level II Satisfactory Standard or Above</b>														
<b>Grade 8 **</b>														
Reading	2016	87%	87%	<b>88%</b>	57%	100%	93%	-	*	-	-	*	90%	-

District Name: MALAKOFF ISD  
 County Name: HENDERSON  
 District Number: 107906

TEXAS EDUCATION AGENCY  
**Texas Academic Performance Report**  
**2015-16 District Performance**

		State	Region 07	District	African American	Hispanic	White	American Indian	Asian	Pacific Islander	Two or More Races	Special Ed	Econ Disadv	ELL^
<b>STAAR Percent at Level II Satisfactory Standard or Above</b>														
<b>Grade 8 **</b>														
Mathematics	2016	82%	82%	<b>84%</b>	79%	89%	84%	-	*	-	-	*	84%	-
Science	2016	75%	72%	<b>80%</b>	71%	78%	82%	-	*	-	-	*	80%	-
Social Studies	2016	63%	60%	<b>65%</b>	43%	78%	67%	-	*	-	-	*	67%	-
<b>STAAR Percent at Level II Satisfactory Standard or Above</b>														
<b>End of Course</b>														
English I	2016	65%	65%	<b>65%</b>	69%	54%	66%	*	-	-	*	26%	63%	*
English II	2016	67%	67%	<b>62%</b>	58%	65%	62%	-	-	-	*	*	54%	*
Algebra I	2016	78%	79%	<b>79%</b>	87%	67%	78%	*	-	-	*	26%	74%	*
Biology	2016	87%	88%	<b>93%</b>	92%	94%	93%	*	-	-	*	69%	95%	*
U.S. History	2016	91%	88%	<b>87%</b>	83%	90%	88%	-	*	-	*	*	85%	*
<b>STAAR Percent at Level II Satisfactory Standard or Above</b>														
<b>All Grades</b>														
All Subjects	2016	75%	74%	<b>83%</b>	75%	84%	84%	100%	100%	-	93%	45%	82%	84%
Reading	2016	73%	72%	<b>81%</b>	72%	80%	82%	*	*	-	88%	43%	79%	80%
Mathematics	2016	76%	75%	<b>86%</b>	80%	85%	87%	*	*	-	100%	48%	84%	90%
Writing	2016	69%	67%	<b>83%</b>	78%	91%	81%	-	-	-	100%	31%	81%	80%
Science	2016	79%	77%	<b>88%</b>	79%	86%	90%	*	*	-	*	63%	87%	80%
Social Studies	2016	77%	74%	<b>76%</b>	62%	84%	78%	-	*	-	*	28%	76%	*
<b>STAAR Percent at Postsecondary Readiness Standard</b>														
<b>All Grades</b>														
Two or More Subjects	2016	45%	39%	<b>54%</b>	36%	45%	59%	*	*	-	61%	13%	47%	42%
Reading	2016	46%	43%	<b>54%</b>	41%	41%	59%	*	*	-	56%	15%	47%	42%

87

District Name: MALAKOFF ISD  
 County Name: HENDERSON  
 District Number: 107906

TEXAS EDUCATION AGENCY  
**Texas Academic Performance Report**  
**2015-16 District Performance**

		State	Region 07	District	African American	Hispanic	White	American Indian	Asian	Pacific Islander	Two or More Races	Special Ed	Econ Disadv	ELL^	
<b>STAAR Percent at Postsecondary Readiness Standard</b>															
<b>All Grades</b>															
	Mathematics	2016	43%	38%	<b>54%</b>	44%	45%	58%	*	*	-	67%	20%	48%	42%
	Writing	2016	41%	37%	<b>44%</b>	32%	39%	48%	-	-	-	*	*	41%	*
	Science	2016	47%	42%	<b>55%</b>	26%	40%	61%	*	*	-	*	*	50%	*
	Social Studies	2016	47%	40%	<b>51%</b>	26%	69%	53%	-	*	-	*	*	52%	-
<b>STAAR Percent at Advanced Standard</b>															
<b>All Grades</b>															
	All Subjects	2016	18%	14%	<b>21%</b>	12%	15%	23%	*	*	-	30%	8%	17%	26%
	Reading	2016	17%	14%	<b>21%</b>	14%	14%	24%	*	*	-	29%	10%	17%	29%
	Mathematics	2016	19%	15%	<b>24%</b>	16%	23%	26%	*	*	-	31%	8%	20%	33%
∞	Writing	2016	15%	11%	<b>13%</b>	*	*	16%	-	-	-	*	*	10%	*
	Science	2016	16%	13%	<b>15%</b>	*	*	19%	*	*	-	*	*	11%	*
	Social Studies	2016	22%	16%	<b>21%</b>	*	*	23%	-	*	-	*	*	22%	*
<b>STAAR Percent Met or Exceeded Progress</b>															
<b>All Grades</b>															
	All Subjects	2016	62%	61%	<b>55%</b>	47%	54%	57%	*	*	-	*	55%	51%	57%
	Reading	2016	60%	59%	<b>53%</b>	39%	54%	56%	-	*	-	*	*	50%	56%
	Mathematics	2016	63%	62%	<b>56%</b>	54%	54%	57%	*	*	-	*	*	52%	58%
<b>STAAR Percent Exceeded Progress</b>															
<b>All Grades</b>															
	All Subjects	2016	17%	15%	<b>14%</b>	10%	15%	14%	*	*	-	*	9%	12%	25%
	Reading	2016	16%	15%	<b>14%</b>	7%	19%	14%	-	*	-	*	*	12%	28%
	Mathematics	2016	17%	15%	<b>14%</b>	14%	11%	14%	*	*	-	*	*	12%	23%

District Name: MALAKOFF ISD  
 County Name: HENDERSON  
 District Number: 107906

TEXAS EDUCATION AGENCY  
**Texas Academic Performance Report**  
**2015-16 District Performance**

		State	Region 07	District	African American	Hispanic	White	American Indian	Asian	Pacific Islander	Two or More Races	Special Ed	Econ Disadv	ELL <sup>^</sup>
<b>Progress of Prior-Year Non-Proficient Students</b>														
<b>Sum of Grades 4-8</b>														
Reading	2016	35%	34%	<b>38%</b>	*	*	47%	-	-	-	*	24%	37%	*

District Name: MALAKOFF ISD  
 County Name: HENDERSON  
 District Number: 107906

TEXAS EDUCATION AGENCY  
**Texas Academic Performance Report**  
**2015-16 District Performance**

	State	Region 07	District	African American	Hispanic	White	American Indian	Asian	Pacific Islander	Two or More Races	Special Ed	Econ Disadv	ELL	
<b>Student Success Initiative</b>														
<b>Grade 5 Reading</b>														
<b>Students Meeting Level II Standard on First STAAR Administration</b>														
	2016	73%	<b>71%</b>	<b>93%</b>	89%	81%	97%	-	-	-	*	*	89%	78%
<b>Students Requiring Accelerated Instruction</b>														
	2016	27%	<b>29%</b>	<b>7%</b>	*	*	*	-	-	-	*	*	11%	*
<b>STAAR Cumulative Met Standard</b>														
	2016	80%	<b>79%</b>	<b>96%</b>	89%	94%	97%	-	-	-	*	*	93%	89%
<b>STAAR Non-Proficient Students Promoted by Grade Placement Committee</b>														
	2015	95%	<b>96%</b>	*	-	-	*	-	-	-	-	-	*	-
<b>STAAR Met Standard (Non-Proficient in Previous Year) Retained in Grade 5</b>														
	2016	45%	<b>48%</b>	*	*	-	-	-	-	-	-	-	*	-
<b>Grade 5 Mathematics</b>														
<b>Students Meeting Level II Standard on First STAAR Administration</b>														
	2016	77%	<b>74%</b>	<b>97%</b>	100%	100%	95%	-	-	-	*	*	95%	100%
<b>Students Requiring Accelerated Instruction</b>														
	2016	23%	<b>26%</b>	*	*	*	*	-	-	-	*	*	*	*
<b>STAAR Cumulative Met Standard</b>														
	2016	85%	<b>84%</b>	<b>98%</b>	100%	100%	97%	-	-	-	*	*	96%	100%

06

District Name: MALAKOFF ISD  
 County Name: HENDERSON  
 District Number: 107906

TEXAS EDUCATION AGENCY  
**Texas Academic Performance Report**  
**2015-16 District Performance**

	State	Region 07	District	African American	Hispanic	White	American Indian	Asian	Pacific Islander	Two or More Races	Special Ed	Econ Disadv	ELL	
<b>Student Success Initiative</b>														
<b>Grade 8 Reading</b>														
<b>Students Meeting Level II Standard on First STAAR Administration</b>														
	2016	80%	<b>80%</b>	<b>84%</b>	57%	89%	89%	-	*	-	-	*	88%	-
<b>Students Requiring Accelerated Instruction</b>														
	2016	20%	<b>20%</b>	<b>16%</b>	43%	*	11%	-	*	-	-	63%	12%	-
<b>STAAR Cumulative Met Standard</b>														
	2016	86%	<b>86%</b>	<b>88%</b>	57%	100%	93%	-	*	-	-	*	90%	-
<b>STAAR Non-Proficient Students Promoted by Grade Placement Committee</b>														
	2015	97%	<b>98%</b>	<b>100%</b>	*	100%	100%	-	-	-	-	*	100%	*
<b>STAAR Met Standard (Non-Proficient in Previous Year) Promoted to Grade 9</b>														
	2016	12%	<b>49%</b>	*	*	*	*	-	-	-	-	*	*	*
<b>Grade 8 Mathematics</b>														
<b>Students Meeting Level II Standard on First STAAR Administration</b>														
	2016	71%	<b>71%</b>	<b>78%</b>	64%	78%	80%	-	*	-	-	*	78%	-
<b>Students Requiring Accelerated Instruction</b>														
	2016	29%	<b>29%</b>	<b>23%</b>	36%	*	20%	-	*	-	-	75%	22%	-
<b>STAAR Cumulative Met Standard</b>														
	2016	81%	<b>82%</b>	<b>84%</b>	79%	89%	84%	-	*	-	-	*	84%	-

16

District Name: MALAKOFF ISD  
 County Name: HENDERSON  
 District Number: 107906

TEXAS EDUCATION AGENCY  
**Texas Academic Performance Report**  
**2015-16 District Performance**  
 Bilingual Education/English as a Second Language

(Current Year ELL Students)

		State	Region 07	District	Bilingual Education	BE-Trans Early Exit	BE-Trans Late Exit	BE-Dual Two-Way	BE-Dual One-Way	ESL	ESL Content	ESL Pull-Out	LEP No Services	LEP With Services	Total ELL
<b>STAAR Percent at Level II Satisfactory Standard or Above</b>															
<b>All Grades</b>															
	All Subjects	2016	75%	74%	<b>83%</b>	-	-	-	-	84%	55%	94%	*	84%	84%
	Reading	2016	73%	72%	<b>81%</b>	-	-	-	-	79%	50%	91%	*	79%	80%
	Mathematics	2016	76%	75%	<b>86%</b>	-	-	-	-	93%	*	100%	*	93%	90%
	Writing	2016	69%	67%	<b>83%</b>	-	-	-	-	80%	*	88%	-	80%	80%
	Science	2016	79%	77%	<b>88%</b>	-	-	-	-	80%	*	88%	-	80%	80%
	Social Studies	2016	77%	74%	<b>76%</b>	-	-	-	-	*	*	-	-	*	*
<b>STAAR Percent at Postsecondary Readiness Standard</b>															
<b>All Grades</b>															
	Two or More Subjects	2016	45%	39%	<b>54%</b>	-	-	-	-	42%	*	53%	*	42%	42%
	Reading	2016	46%	43%	<b>54%</b>	-	-	-	-	42%	*	47%	*	42%	42%
20	Mathematics	2016	43%	38%	<b>54%</b>	-	-	-	-	41%	*	53%	*	41%	42%
	Writing	2016	41%	37%	<b>44%</b>	-	-	-	-	*	*	*	-	*	*
	Science	2016	47%	42%	<b>55%</b>	-	-	-	-	*	*	*	-	*	*
	Social Studies	2016	47%	40%	<b>51%</b>	-	-	-	-	-	-	-	-	-	-
<b>STAAR Percent at Advanced Standard</b>															
<b>All Grades</b>															
	All Subjects	2016	18%	14%	<b>21%</b>	-	-	-	-	24%	*	32%	*	24%	26%
	Reading	2016	17%	14%	<b>21%</b>	-	-	-	-	27%	*	39%	*	27%	29%
	Mathematics	2016	19%	15%	<b>24%</b>	-	-	-	-	32%	*	39%	*	32%	33%
	Writing	2016	15%	11%	<b>13%</b>	-	-	-	-	*	*	*	-	*	*
	Science	2016	16%	13%	<b>15%</b>	-	-	-	-	*	*	*	-	*	*

District Name: MALAKOFF ISD  
 County Name: HENDERSON  
 District Number: 107906

TEXAS EDUCATION AGENCY  
**Texas Academic Performance Report**  
**2015-16 District Performance**  
 Bilingual Education/English as a Second Language

(Current Year ELL Students)

		State	Region 07	District	Bilingual Education	BE-Trans Early Exit	BE-Trans Late Exit	BE-Dual Two-Way	BE-Dual One-Way	ESL	ESL Content	ESL Pull-Out	LEP No Services	LEP With Services	Total ELL
<b>STAAR Percent at Advanced Standard</b>															
<b>All Grades</b>															
Social Studies	2016	22%	16%	<b>21%</b>	-	-	-	-	-	*	*	-	-	*	*
<b>STAAR Percent Met or Exceeded Progress</b>															
<b>All Grades</b>															
All Subjects	2016	62%	61%	<b>55%</b>	-	-	-	-	-	59%	*	64%	-	59%	59%
Reading	2016	60%	59%	<b>53%</b>	-	-	-	-	-	56%	*	62%	-	56%	56%
Mathematics	2016	63%	62%	<b>56%</b>	-	-	-	-	-	62%	*	67%	-	62%	62%
<b>STAAR Percent Exceeded Progress</b>															
<b>All Grades</b>															
All Subjects	2016	17%	15%	<b>14%</b>	-	-	-	-	-	31%	*	38%	-	31%	31%
Reading	2016	16%	15%	<b>14%</b>	-	-	-	-	-	36%	*	43%	-	36%	36%
Mathematics	2016	17%	15%	<b>14%</b>	-	-	-	-	-	27%	*	33%	-	27%	27%
<b>Progress of Prior-Year Non-Proficient Students</b>															
<b>Sum of Grades 4-8</b>															
Reading	2016	35%	34%	<b>38%</b>	-	-	-	-	-	*	*	*	-	*	*

District Name: MALAKOFF ISD  
 County Name: HENDERSON  
 District Number: 107906

TEXAS EDUCATION AGENCY  
**Texas Academic Performance Report**  
**2015-16 District Participation**

	State	Region 07	District	African American	Hispanic	White	American Indian	Asian	Pacific Islander	Two or More Races	Special Ed	Econ Disadv	ELL
<b>2016 STAAR Participation (All Grades)</b>													
<b>All Tests</b>													
Test Participant	99%	100%	<b>100%</b>	100%	99%	100%	100%	100%	-	100%	100%	100%	98%
Included in Accountability	94%	94%	<b>92%</b>	94%	89%	93%	100%	83%	-	83%	86%	91%	93%
Not Included in Accountability													
Mobile	4%	5%	<b>8%</b>	6%	11%	7%	0%	17%	-	17%	12%	8%	4%
Other Exclusions	1%	1%	<b>0%</b>	0%	0%	0%	0%	0%	-	0%	2%	0%	0%
Not Tested	1%	0%	<b>0%</b>	0%	1%	0%	0%	0%	-	0%	0%	0%	2%
Absent	1%	0%	<b>0%</b>	0%	0%	0%	0%	0%	-	0%	0%	0%	1%
Other	0%	0%	<b>0%</b>	0%	0%	0%	0%	0%	-	0%	0%	0%	1%

District Name: MALAKOFF ISD  
 County Name: HENDERSON  
 District Number: 107906

TEXAS EDUCATION AGENCY  
**Texas Academic Performance Report**  
**2015-16 District Attendance and Postsecondary Readiness**

	State	Region 07	District	African American	Hispanic	White	American Indian	Asian	Pacific Islander	Two or More Races	Special Ed	Econ Disadv	ELL
<b>Attendance Rate</b>													
2014-15	95.7%	95.8%	<b>95.9%</b>	97.6%	97.0%	95.4%	*	*	-	94.6%	95.0%	95.7%	97.8%
2013-14	95.9%	96.0%	<b>96.1%</b>	97.9%	97.0%	95.7%	95.0%	97.8%	*	95.2%	95.3%	95.9%	98.3%
<b>Annual Dropout Rate (Gr 7-8)</b>													
2014-15	0.3%	0.2%	<b>0.0%</b>	0.0%	0.0%	0.0%	*	*	-	*	0.0%	0.0%	*
2013-14	0.5%	0.2%	<b>0.0%</b>	0.0%	0.0%	0.0%	0.0%	-	-	*	0.0%	0.0%	0.0%
<b>Annual Dropout Rate (Gr 9-12)</b>													
2014-15	2.1%	1.2%	<b>0.3%</b>	0.0%	0.0%	0.4%	*	*	-	0.0%	0.0%	0.4%	*
2013-14	2.2%	1.4%	<b>0.0%</b>	0.0%	0.0%	0.0%	*	*	*	0.0%	0.0%	0.0%	0.0%
<b>4-Year Longitudinal Rate (Gr 9-12)</b>													
<b>Class of 2015</b>													
Graduated	89.0%	92.9%	<b>98.6%</b>	100.0%	100.0%	97.8%	-	-	-	100.0%	100.0%	100.0%	*
Received GED	0.6%	0.5%	<b>0.0%</b>	0.0%	0.0%	0.0%	-	-	-	0.0%	0.0%	0.0%	*
Continued HS	4.1%	2.3%	<b>1.4%</b>	0.0%	0.0%	2.2%	-	-	-	0.0%	0.0%	0.0%	*
Dropped Out	6.3%	4.3%	<b>0.0%</b>	0.0%	0.0%	0.0%	-	-	-	0.0%	0.0%	0.0%	*
Graduates and GED	89.6%	93.5%	<b>98.6%</b>	100.0%	100.0%	97.8%	-	-	-	100.0%	100.0%	100.0%	*
Grads, GED, & Cont	93.7%	95.7%	<b>100.0%</b>	100.0%	100.0%	100.0%	-	-	-	100.0%	100.0%	100.0%	*
<b>Class of 2014</b>													
Graduated	88.3%	92.7%	<b>98.8%</b>	100.0%	100.0%	98.1%	*	-	*	*	100.0%	98.0%	-
Received GED	0.8%	0.7%	<b>0.0%</b>	0.0%	0.0%	0.0%	*	-	*	*	0.0%	0.0%	-
Continued HS	4.3%	2.2%	<b>1.2%</b>	0.0%	0.0%	1.9%	*	-	*	*	0.0%	2.0%	-
Dropped Out	6.6%	4.5%	<b>0.0%</b>	0.0%	0.0%	0.0%	*	-	*	*	0.0%	0.0%	-
Graduates and GED	89.1%	93.3%	<b>98.8%</b>	100.0%	100.0%	98.1%	*	-	*	*	100.0%	98.0%	-
Grads, GED, & Cont	93.4%	95.5%	<b>100.0%</b>	100.0%	100.0%	100.0%	*	-	*	*	100.0%	100.0%	-
<b>5-Year Extended Longitudinal Rate (Gr 9-12)</b>													
<b>Class of 2014</b>													
Graduated	90.4%	93.9%	<b>100.0%</b>	100.0%	100.0%	100.0%	*	-	*	*	100.0%	100.0%	-
Received GED	1.0%	0.9%	<b>0.0%</b>	0.0%	0.0%	0.0%	*	-	*	*	0.0%	0.0%	-
Continued HS	1.3%	0.6%	<b>0.0%</b>	0.0%	0.0%	0.0%	*	-	*	*	0.0%	0.0%	-
Dropped Out	7.2%	4.7%	<b>0.0%</b>	0.0%	0.0%	0.0%	*	-	*	*	0.0%	0.0%	-
Graduates and GED	91.5%	94.8%	<b>100.0%</b>	100.0%	100.0%	100.0%	*	-	*	*	100.0%	100.0%	-
Grads, GED, & Cont	92.8%	95.3%	<b>100.0%</b>	100.0%	100.0%	100.0%	*	-	*	*	100.0%	100.0%	-
<b>Class of 2013</b>													
Graduated	90.4%	93.7%	<b>98.6%</b>	100.0%	100.0%	97.9%	-	*	-	*	100.0%	97.7%	-
Received GED	1.1%	0.8%	<b>1.4%</b>	0.0%	0.0%	2.1%	-	*	-	*	0.0%	2.3%	-
Continued HS	1.3%	0.6%	<b>0.0%</b>	0.0%	0.0%	0.0%	-	*	-	*	0.0%	0.0%	-
Dropped Out	7.2%	4.9%	<b>0.0%</b>	0.0%	0.0%	0.0%	-	*	-	*	0.0%	0.0%	-
Graduates and GED	91.5%	94.5%	<b>100.0%</b>	100.0%	100.0%	100.0%	-	*	-	*	100.0%	100.0%	-
Grads, GED, & Cont	92.8%	95.1%	<b>100.0%</b>	100.0%	100.0%	100.0%	-	*	-	*	100.0%	100.0%	-

95

District Name: MALAKOFF ISD  
 County Name: HENDERSON  
 District Number: 107906

TEXAS EDUCATION AGENCY  
**Texas Academic Performance Report**  
**2015-16 District Attendance and Postsecondary Readiness**

	State	Region 07	District	African American	Hispanic	White	American Indian	Asian	Pacific Islander	Two or More Races	Special Ed	Econ Disadv	ELL
<b>6-Year Extended Longitudinal Rate (Gr 9-12)</b>													
<b>Class of 2013</b>													
Graduated	90.9%	94.0%	<b>98.6%</b>	100.0%	100.0%	97.9%	-	*	-	*	100.0%	97.7%	-
Received GED	1.4%	1.0%	<b>1.4%</b>	0.0%	0.0%	2.1%	-	*	-	*	0.0%	2.3%	-
Continued HS	0.6%	0.2%	<b>0.0%</b>	0.0%	0.0%	0.0%	-	*	-	*	0.0%	0.0%	-
Dropped Out	7.2%	4.8%	<b>0.0%</b>	0.0%	0.0%	0.0%	-	*	-	*	0.0%	0.0%	-
Graduates and GED	92.3%	95.0%	<b>100.0%</b>	100.0%	100.0%	100.0%	-	*	-	*	100.0%	100.0%	-
Grads, GED, & Cont	92.8%	95.2%	<b>100.0%</b>	100.0%	100.0%	100.0%	-	*	-	*	100.0%	100.0%	-
<b>Class of 2012</b>													
Graduated	90.9%	93.9%	<b>97.1%</b>	100.0%	90.9%	97.9%	*	-	-	-	100.0%	97.4%	-
Received GED	1.5%	1.4%	<b>1.5%</b>	0.0%	0.0%	2.1%	*	-	-	-	0.0%	0.0%	-
Continued HS	0.6%	0.2%	<b>0.0%</b>	0.0%	0.0%	0.0%	*	-	-	-	0.0%	0.0%	-
Dropped Out	7.0%	4.5%	<b>1.5%</b>	0.0%	9.1%	0.0%	*	-	-	-	0.0%	2.6%	-
Graduates and GED	92.4%	95.3%	<b>98.5%</b>	100.0%	90.9%	100.0%	*	-	-	-	100.0%	97.4%	-
Grads, GED, & Cont	93.0%	95.5%	<b>98.5%</b>	100.0%	90.9%	100.0%	*	-	-	-	100.0%	97.4%	-
<b>4-Year Federal Graduation Rate Without Exclusions (Gr 9-12)</b>													
Class of 2015	89.0%	92.9%	<b>98.6%</b>	100.0%	100.0%	97.8%	-	-	-	100.0%	100.0%	100.0%	*
Class of 2014	88.3%	92.7%	<b>98.8%</b>	100.0%	100.0%	98.1%	*	-	*	*	100.0%	98.0%	-
<b>5-Year Extended Federal Graduation Rate Without Exclusions (Gr 9-12)</b>													
Class of 2014	90.4%	93.9%	<b>100.0%</b>	100.0%	100.0%	100.0%	*	-	*	*	100.0%	100.0%	-
Class of 2013	90.4%	93.7%	<b>98.6%</b>	100.0%	100.0%	97.9%	-	*	-	*	100.0%	97.7%	-
<b>RHSP/DAP Graduates (Longitudinal Rate)</b>													
Class of 2015	86.1%	83.3%	<b>92.9%</b>	83.3%	93.3%	93.2%	-	-	-	100.0%	42.9%	91.8%	*
Class of 2014	85.5%	82.5%	<b>84.5%</b>	72.7%	100.0%	81.1%	*	-	*	*	18.8%	79.2%	-
<b>RHSP/DAP/FHSP-E/FHSP-DLA Graduates (Longitudinal Rate)</b>													
Class of 2015	84.1%	80.4%	<b>92.9%</b>	83.3%	93.3%	93.2%	-	-	-	100.0%	42.9%	91.8%	*
<b>RHSP/DAP Graduates (Annual Rate)</b>													
2014-15	84.3%	82.0%	<b>91.5%</b>	80.0%	87.5%	93.3%	-	-	-	100.0%	37.5%	91.7%	*
2013-14	83.8%	81.7%	<b>85.9%</b>	75.0%	100.0%	82.7%	*	-	*	*	23.1%	81.3%	-
<b>RHSP/DAP/FHSP-E/FHSP-DLA Graduates (Annual Rate)</b>													
2014-15	82.2%	79.1%	<b>91.5%</b>	80.0%	87.5%	93.3%	-	-	-	100.0%	37.5%	91.7%	*
<b>Advanced Course/Dual Credit Course Completion (Grades 11-12)</b>													
<b>Any Subject</b>													
2014-15	54.5%	46.7%	<b>31.8%</b>	23.1%	27.8%	34.0%	-	-	-	37.5%	4.8%	24.7%	*
2013-14	53.2%	45.8%	<b>36.1%</b>	17.6%	50.0%	34.7%	*	-	*	33.3%	8.7%	31.9%	*
<b>English Language Arts</b>													
2014-15	29.0%	21.0%	<b>5.4%</b>	0.0%	2.9%	7.7%	-	-	-	0.0%	0.0%	2.1%	*
2013-14	28.9%	22.0%	<b>11.8%</b>	5.9%	17.2%	11.3%	*	-	*	16.7%	4.8%	9.2%	*
<b>Mathematics</b>													
2014-15	43.8%	38.2%	<b>19.8%</b>	16.7%	17.9%	21.5%	-	-	-	14.3%	4.8%	15.9%	*
2013-14	42.4%	37.9%	<b>26.3%</b>	6.7%	37.0%	26.4%	*	-	-	16.7%	0.0%	21.3%	*

District Name: MALAKOFF ISD  
 County Name: HENDERSON  
 District Number: 107906

TEXAS EDUCATION AGENCY  
**Texas Academic Performance Report**  
**2015-16 District Attendance and Postsecondary Readiness**

	State	Region 07	District	African American	Hispanic	White	American Indian	Asian	Pacific Islander	Two or More Races	Special Ed	Econ Disadv	ELL
<b>Advanced Course/Dual Credit Course Completion (Grades 11-12)</b>													
<b>Science</b>													
2014-15	12.7%	8.1%	<b>0.0%</b>	0.0%	0.0%	0.0%	-	-	-	0.0%	0.0%	0.0%	*
2013-14	13.4%	8.3%	<b>0.0%</b>	0.0%	0.0%	0.0%	*	-	*	0.0%	0.0%	0.0%	*
<b>Social Studies</b>													
2014-15	28.4%	20.5%	<b>8.6%</b>	15.4%	2.9%	9.4%	-	-	-	12.5%	0.0%	4.2%	*
2013-14	27.8%	20.2%	<b>9.1%</b>	0.0%	16.7%	8.2%	*	-	*	16.7%	0.0%	5.7%	*
<b>Advanced Course/Dual Credit Course Completion (Grades 9-12)</b>													
<b>Any Subject</b>													
2014-15	34.6%	27.0%	<b>22.9%</b>	11.4%	25.0%	23.7%	*	*	-	27.3%	8.0%	18.4%	*
2013-14	33.1%	25.0%	<b>23.8%</b>	11.4%	34.8%	22.5%	*	*	*	18.2%	3.5%	22.6%	33.3%
<b>English Language Arts</b>													
2014-15	15.7%	11.5%	<b>7.3%</b>	2.9%	3.6%	8.9%	*	*	-	0.0%	6.3%	4.2%	*
2013-14	15.4%	10.7%	<b>10.2%</b>	2.9%	20.3%	8.8%	*	*	*	9.1%	2.0%	11.9%	*
<b>Mathematics</b>													
2014-15	19.4%	16.8%	<b>8.2%</b>	5.9%	10.4%	8.1%	*	*	-	10.0%	2.1%	7.2%	*
2013-14	18.8%	16.7%	<b>11.1%</b>	3.1%	15.9%	10.7%	*	*	-	10.0%	0.0%	9.0%	*
<b>Science</b>													
2014-15	5.2%	3.1%	<b>0.0%</b>	0.0%	0.0%	0.0%	*	*	-	0.0%	0.0%	0.0%	*
2013-14	5.6%	3.4%	<b>0.0%</b>	0.0%	0.0%	0.0%	*	*	*	0.0%	0.0%	0.0%	*
<b>Social Studies</b>													
2014-15	19.5%	12.7%	<b>11.6%</b>	8.6%	9.1%	12.9%	*	*	-	9.1%	0.0%	7.8%	*
2013-14	18.3%	11.6%	<b>8.7%</b>	2.9%	10.6%	9.3%	*	*	*	9.1%	0.0%	5.1%	0.0%
<b>College-Ready Graduates</b>													
<b>English Language Arts</b>													
2014-15	42.0%	39.0%	<b>34.0%</b>	*	9.0%	45.0%	-	-	-	*	*	29.0%	-
<b>Mathematics</b>													
2014-15	38.0%	34.0%	<b>32.0%</b>	*	9.0%	45.0%	-	-	-	*	*	29.0%	-
<b>Both Subjects</b>													
2014-15	35.0%	31.0%	<b>32.0%</b>	*	9.0%	45.0%	-	-	-	*	*	29.0%	-
<b>Either Subject</b>													
2014-15	45.0%	41.0%	<b>34.0%</b>	*	9.0%	45.0%	-	-	-	*	*	29.0%	-
<b>College and Career Ready Graduates</b>													
2014-15	74.5%	77.4%	<b>84.5%</b>	80.0%	62.5%	91.1%	-	-	-	100.0%	50.0%	81.3%	*
<b>Texas Success Initiative Assessment (TSIA)</b>													
<b>English Language Arts</b>													
2014-15	10.6%	8.3%	<b>1.4%</b>	0.0%	0.0%	0.0%	-	-	-	20.0%	0.0%	0.0%	*
<b>Mathematics</b>													
2014-15	7.1%	5.5%	<b>0.0%</b>	0.0%	0.0%	0.0%	-	-	-	0.0%	0.0%	0.0%	*
<b>Completion of Two or More Advanced/Dual Credit Courses in Current and/or Prior Year (Annual Graduates)</b>													
2014-15	48.1%	37.7%	<b>29.6%</b>	20.0%	31.3%	28.9%	-	-	-	40.0%	12.5%	18.8%	*

97

District Name: MALAKOFF ISD  
 County Name: HENDERSON  
 District Number: 107906

TEXAS EDUCATION AGENCY  
**Texas Academic Performance Report**  
**2015-16 District Attendance and Postsecondary Readiness**

	State	Region 07	District	African American	Hispanic	White	American Indian	Asian	Pacific Islander	Two or More Races	Special Ed	Econ Disadv	ELL
<b>Completion of Twelve or More Hours of Postsecondary Credit (Annual Graduates)</b>													
<b>Any Subject</b>													
2014-15	10.6%	15.2%	<b>11.3%</b>	0.0%	6.3%	13.3%	-	-	-	20.0%	0.0%	4.2%	*
<b>AP/IB Course Completion (Annual Graduates)</b>													
2014-15	43.4%	24.8%	<b>32.4%</b>	20.0%	37.5%	28.9%	-	-	-	60.0%	0.0%	22.9%	*
<b>CTE Coherent Sequence (Annual Graduates)</b>													
2014-15	46.6%	60.5%	<b>80.3%</b>	80.0%	62.5%	86.7%	-	-	-	80.0%	50.0%	77.1%	*
2013-14	46.4%	58.6%	<b>90.6%</b>	10.6%	16.5%	58.8%	*	-	*	*	15.3%	48.2%	-
<b>AP/IB Results (Participation)</b>													
<b>All Subjects</b>													
2015	24.9%	11.7%	<b>4.6%</b>	7.7%	0.0%	5.3%	-	-	-	11.1%	n/a	2.0%	n/a
2014	23.5%	9.8%	<b>0.6%</b>	0.0%	0.0%	1.0%	*	-	*	0.0%	n/a	0.0%	n/a
<b>English Language Arts</b>													
2015	15.1%	6.4%	<b>1.3%</b>	0.0%	0.0%	2.1%	-	-	-	0.0%	n/a	0.0%	n/a
2014	15.0%	6.1%	<b>0.0%</b>	0.0%	0.0%	0.0%	*	-	*	0.0%	n/a	0.0%	n/a
<b>Mathematics</b>													
2015	6.8%	2.3%	<b>0.0%</b>	0.0%	0.0%	0.0%	-	-	-	0.0%	n/a	0.0%	n/a
2014	6.5%	1.9%	<b>0.0%</b>	0.0%	0.0%	0.0%	*	-	*	0.0%	n/a	0.0%	n/a
<b>Science</b>													
2015	10.2%	4.3%	<b>0.0%</b>	0.0%	0.0%	0.0%	-	-	-	0.0%	n/a	0.0%	n/a
2014	6.9%	2.4%	<b>0.0%</b>	0.0%	0.0%	0.0%	*	-	*	0.0%	n/a	0.0%	n/a
<b>Social Studies</b>													
2015	14.4%	5.8%	<b>3.3%</b>	7.7%	0.0%	3.2%	-	-	-	11.1%	n/a	2.0%	n/a
2014	13.8%	4.8%	<b>0.6%</b>	0.0%	0.0%	1.0%	*	-	*	0.0%	n/a	0.0%	n/a
<b>AP/IB Results (Examinees &gt;= Criterion)</b>													
<b>All Subjects</b>													
2015	49.1%	35.4%	<b>0.0%</b>	*	-	0.0%	-	-	-	*	n/a	*	n/a
2014	51.3%	42.5%	*	-	-	*	-	-	-	-	n/a	-	n/a
<b>English Language Arts</b>													
2015	43.7%	37.2%	*	-	-	*	-	-	-	-	n/a	-	n/a
2014	44.7%	39.5%	-	-	-	-	-	-	-	-	n/a	-	n/a
<b>Mathematics</b>													
2015	51.7%	39.0%	-	-	-	-	-	-	-	-	n/a	-	n/a
2014	53.6%	45.9%	-	-	-	-	-	-	-	-	n/a	-	n/a
<b>Science</b>													
2015	35.4%	21.9%	-	-	-	-	-	-	-	-	n/a	-	n/a
2014	45.7%	36.9%	-	-	-	-	-	-	-	-	n/a	-	n/a
<b>Social Studies</b>													
2015	40.1%	22.9%	<b>0.0%</b>	*	-	*	-	-	-	*	n/a	*	n/a
2014	41.6%	33.8%	*	-	-	*	-	-	-	-	n/a	-	n/a

District Name: MALAKOFF ISD  
 County Name: HENDERSON  
 District Number: 107906

TEXAS EDUCATION AGENCY  
**Texas Academic Performance Report**  
**2015-16 District Attendance and Postsecondary Readiness**

	State	Region 07	District	African American	Hispanic	White	American Indian	Asian	Pacific Islander	Two or More Races	Special Ed	Econ Disadv	ELL
<b>SAT/ACT Results</b>													
<b>Tested</b>													
Class of 2015	68.3%	53.1%	<b>60.6%</b>	100.0%	75.0%	51.1%	-	-	-	60.0%	n/a	51.0%	n/a
Class of 2014	66.3%	53.1%	<b>34.1%</b>	33.3%	56.3%	25.0%	*	-	*	*	n/a	32.0%	n/a
<b>At/Above Criterion</b>													
Class of 2015	24.3%	21.1%	<b>23.3%</b>	0.0%	8.3%	30.4%	-	-	-	*	n/a	28.0%	n/a
Class of 2014	25.1%	22.4%	<b>10.3%</b>	*	0.0%	23.1%	*	-	*	-	n/a	6.3%	n/a
<b>Average SAT Score</b>													
<b>All Subjects</b>													
Class of 2015	1394	1409	<b>1409</b>	*	1283	1485	-	-	-	*	n/a	1387	n/a
Class of 2014	1417	1426	<b>1342</b>	*	1261	1409	*	-	*	-	n/a	1336	n/a
<b>English Language Arts and Writing</b>													
Class of 2015	912	924	<b>930</b>	*	862	984	-	-	-	*	n/a	922	n/a
Class of 2014	925	934	<b>880</b>	*	821	924	*	-	*	-	n/a	869	n/a
<b>Mathematics</b>													
Class of 2015	482	485	<b>479</b>	*	422	501	-	-	-	*	n/a	465	n/a
Class of 2014	491	492	<b>462</b>	*	440	485	*	-	*	-	n/a	467	n/a
<b>Average ACT Score</b>													
<b>All Subjects</b>													
Class of 2015	20.6	20.0	<b>19.8</b>	*	18.6	21.8	-	-	-	*	n/a	19.5	n/a
Class of 2014	20.6	20.2	<b>18.5</b>	*	*	*	-	-	-	-	n/a	17.1	n/a
<b>English Language Arts</b>													
Class of 2015	20.1	19.7	<b>19.5</b>	*	18.3	21.6	-	-	-	*	n/a	19.5	n/a
Class of 2014	20.0	19.7	<b>17.9</b>	*	*	*	-	-	-	-	n/a	16.2	n/a
<b>Mathematics</b>													
Class of 2015	20.9	19.9	<b>19.3</b>	*	18.1	21.0	-	-	-	*	n/a	18.9	n/a
Class of 2014	21.2	20.4	<b>17.6</b>	*	*	*	-	-	-	-	n/a	17.3	n/a
<b>Science</b>													
Class of 2015	20.7	20.2	<b>20.4</b>	*	19.4	22.3	-	-	-	*	n/a	19.6	n/a
Class of 2014	20.7	20.3	<b>20.5</b>	*	*	*	-	-	-	-	n/a	19.0	n/a
<b>Graduates Enrolled in TX Institution of Higher Education (IHE)</b>													
2013-14	57.5%	54.5%	<b>48.2%</b>	n/a	n/a	n/a	n/a	n/a	n/a	n/a	n/a	n/a	n/a
2012-13	56.9%	55.1%	<b>44.4%</b>	n/a	n/a	n/a	n/a	n/a	n/a	n/a	n/a	n/a	n/a
<b>Graduates in TX IHE Completing One Year Without Remediation</b>													
2013-14	70.5%	70.2%	<b>53.8%</b>	n/a	n/a	n/a	n/a	n/a	n/a	n/a	n/a	n/a	n/a
2012-13	70.8%	71.2%	<b>55.6%</b>	n/a	n/a	n/a	n/a	n/a	n/a	n/a	n/a	n/a	n/a

60

District Name: MALAKOFF ISD  
 County Name: HENDERSON  
 District Number: 107906

TEXAS EDUCATION AGENCY  
**Texas Academic Performance Report**  
**2015-16 District Profile**

Student Information	----- District -----		----- State -----	
	Count	Percent	Count	Percent
Total Students:	1,297	100.0%	5,284,252	100.0%
Students by Grade:				
Early Childhood Education	2	0.2%	13,009	0.2%
Pre-Kindergarten	49	3.8%	220,390	4.2%
Kindergarten	98	7.6%	376,505	7.1%
Grade 1	118	9.1%	409,767	7.8%
Grade 2	100	7.7%	411,080	7.8%
Grade 3	103	7.9%	409,157	7.7%
Grade 4	97	7.5%	396,895	7.5%
Grade 5	98	7.6%	393,941	7.5%
Grade 6	93	7.2%	390,379	7.4%
Grade 7	95	7.3%	389,411	7.4%
Grade 8	86	6.6%	386,455	7.3%
Grade 9	105	8.1%	428,470	8.1%
Grade 10	86	6.6%	386,290	7.3%
Grade 11	87	6.7%	351,888	6.7%
Grade 12	80	6.2%	320,615	6.1%
Ethnic Distribution:				
African American	166	12.8%	666,933	12.6%
Hispanic	193	14.9%	2,760,302	52.2%
White	894	68.9%	1,507,225	28.5%
American Indian	3	0.2%	20,855	0.4%
Asian	4	0.3%	212,973	4.0%
Pacific Islander	0	0.0%	7,392	0.1%
Two or More Races	37	2.9%	108,572	2.1%
Economically Disadvantaged	835	64.4%	3,118,758	59.0%
Non-Educationally Disadvantaged	462	35.6%	2,165,494	41.0%
English Language Learners (ELL)	62	4.8%	979,868	18.5%
Students w/ Disciplinary Placements (2014-2015)	29	2.1%	76,611	1.4%
At-Risk	497	38.3%	2,645,402	50.1%
Graduates (Class of 2015):				
Total Graduates	71	100.0%	313,397	100.0%
By Ethnicity (incl. Special Ed.):				
African American	5	7.0%	39,692	12.7%
Hispanic	16	22.5%	148,966	47.5%
White	45	63.4%	104,377	33.3%
American Indian	0	0.0%	1,335	0.4%
Asian	0	0.0%	13,090	4.2%
Pacific Islander	0	0.0%	486	0.2%
Two or More Races	5	7.0%	5,451	1.7%

100

District Name: MALAKOFF ISD  
 County Name: HENDERSON  
 District Number: 107906

TEXAS EDUCATION AGENCY  
**Texas Academic Performance Report**  
**2015-16 District Profile**

<b>Student Information</b>	<b>----- District -----</b>		<b>----- State -----</b>	
	<b>Count</b>	<b>Percent</b>	<b>Count</b>	<b>Percent</b>
By Graduation Type (incl. Special Ed.):				
Minimum H.S. Program	6	8.5%	46,723	14.9%
Recommended H.S. Program/DAP	65	91.5%	251,524	80.3%
Foundation High School Plan (No Endorsement)	0	0.0%	8,982	2.9%
Foundation High School Plan (Endorsement)	0	0.0%	523	0.2%
Foundation High School Plan (DLA)	0	0.0%	5,645	1.8%
Special Education Graduates	8	11.3%	23,541	7.5%

District Name: MALAKOFF ISD  
 County Name: HENDERSON  
 District Number: 107906

TEXAS EDUCATION AGENCY  
**Texas Academic Performance Report**  
**2015-16 District Profile**

<b>Student Information</b>	<b>- Non-Special Education Rates -</b>		<b>- Special Education Rates -</b>	
	<b>District</b>	<b>State</b>	<b>District</b>	<b>State</b>

Retention Rates by Grade:

Kindergarten	7.8%	1.9%	0.0%	8.2%
Grade 1	8.8%	4.1%	17.6%	7.4%
Grade 2	9.0%	2.7%	21.4%	3.4%
Grade 3	2.5%	2.0%	0.0%	1.6%
Grade 4	1.3%	1.0%	0.0%	0.8%
Grade 5	2.4%	0.9%	7.7%	1.0%
Grade 6	0.0%	0.6%	0.0%	0.8%
Grade 7	1.4%	0.8%	0.0%	0.9%
Grade 8	0.0%	0.8%	0.0%	1.3%

	<b>----- District -----</b>		<b>----- State -----</b>	
	<b>Count</b>	<b>Percent</b>	<b>Count</b>	<b>Percent</b>
Data Quality:				
PID Errors (students) ##	-	-	-	-
Underreported Students	1	0.2%	7,834	0.3%

<b>Class Size Information</b>	<b>District</b>	<b>State</b>
-------------------------------	-----------------	--------------

Class Size Averages by Grade and Subject (Derived from teacher responsibility records):

Elementary:		
Kindergarten	16.0	18.9
Grade 1	19.1	19.1
Grade 2	16.0	19.1
Grade 3	16.8	19.1
Grade 4	15.4	19.0
Grade 5	19.2	20.8
Grade 6	15.8	20.4
Secondary:		
English/Language Arts	14.3	17.1
Foreign Languages	18.2	19.1
Mathematics	15.3	18.1
Science	15.4	19.1
Social Studies	16.0	19.5

102

District Name: MALAKOFF ISD  
 County Name: HENDERSON  
 District Number: 107906

TEXAS EDUCATION AGENCY  
**Texas Academic Performance Report**  
**2015-16 District Profile**

Staff Information	----- District -----		----- State -----	
	Count	Percent	Count	Percent
Total Staff	213.7	100.0%	688,142.2	100.0%
Professional Staff:	125.4	58.7%	442,538.0	64.3%
Teachers	108.3	50.6%	347,272.1	50.5%
Professional Support	8.6	4.0%	67,755.2	9.8%
Campus Administration (School Leadership)	5.0	2.4%	20,170.5	2.9%
Central Administration	3.5	1.6%	7,340.2	1.1%
Educational Aides:	30.0	14.0%	65,803.2	9.6%
Auxiliary Staff:	58.4	27.3%	179,800.9	26.1%
Total Minority Staff:	41.8	19.6%	331,599.3	48.2%
Teachers by Ethnicity and Sex:				
African American	9.9	9.1%	34,949.8	10.1%
Hispanic	0.0	0.0%	90,214.9	26.0%
White	97.4	90.0%	211,190.4	60.8%
American Indian	0.0	0.0%	1,242.9	0.4%
Asian	0.0	0.0%	5,134.3	1.5%
Pacific Islander	0.0	0.0%	819.3	0.2%
Two or More Races	1.0	0.9%	3,720.6	1.1%
Males	19.7	18.2%	81,756.8	23.5%
Females	88.5	81.8%	265,515.3	76.5%
Teachers by Highest Degree Held:				
No Degree	2.9	2.7%	3,524.0	1.0%
Bachelors	95.5	88.3%	259,559.7	74.7%
Masters	9.8	9.0%	82,029.5	23.6%
Doctorate	0.0	0.0%	2,158.9	0.6%
Teachers by Years of Experience:				
Beginning Teachers	4.9	4.6%	27,995.4	8.1%
1-5 Years Experience	17.0	15.7%	94,786.9	27.3%
6-10 Years Experience	20.9	19.3%	75,285.1	21.7%
11-20 Years Experience	41.0	37.8%	94,649.7	27.3%
Over 20 Years Experience	24.5	22.6%	54,555.0	15.7%
Number of Students per Teacher	12.0	n/a	15.2	n/a

103

District Name: MALAKOFF ISD  
 County Name: HENDERSON  
 District Number: 107906

TEXAS EDUCATION AGENCY  
**Texas Academic Performance Report**  
**2015-16 District Profile**

<u>Staff Information</u>	<u>District</u>	<u>State</u>
Average Years Experience of Teachers:	13.6	10.9
Average Years Experience of Teachers with District:	7.4	7.3
Average Teacher Salary by Years of Experience (regular duties only):		
Beginning Teachers	\$26,820	\$45,507
1-5 Years Experience	\$39,328	\$47,996
6-10 Years Experience	\$44,332	\$50,459
11-20 Years Experience	\$48,946	\$53,794
Over 20 Years Experience	\$55,343	\$60,613
Average Actual Salaries (regular duties only):		
Teachers	\$46,981	\$51,891
Professional Support	\$54,771	\$61,145
Campus Administration (School Leadership)	\$76,063	\$75,654
Central Administration	\$90,674	\$99,111
Instructional Staff Percent:	66.9	64.5
Turnover Rate for Teachers:	12.1	16.5
Staff Exclusions:		
Shared Services Arrangement Staff:		
Professional Staff	11.0	1,116.6
Educational Aides	0.0	230.6
Auxiliary Staff	2.0	493.6
Contracted Instructional Staff:	0.0	1,914.4

104

District Name: MALAKOFF ISD  
 County Name: HENDERSON  
 District Number: 107906

TEXAS EDUCATION AGENCY  
**Texas Academic Performance Report**  
**2015-16 District Profile**

Program Information	----- District -----		----- State -----	
	Count	Percent	Count	Percent
Student Enrollment by Program:				
Bilingual/ESL Education	60	4.6%	968,569	18.3%
Career & Technical Education	316	24.4%	1,284,748	24.3%
Gifted & Talented Education	48	3.7%	404,540	7.7%
Special Education	125	9.6%	453,955	8.6%
Teachers by Program (population served):				
Bilingual/ESL Education	1.3	1.2%	20,650.0	5.9%
Career & Technical Education	7.0	6.4%	15,311.2	4.4%
Compensatory Education	9.5	8.8%	10,066.4	2.9%
Gifted & Talented Education	2.4	2.2%	6,656.1	1.9%
Regular Education	77.0	71.2%	252,100.4	72.6%
Special Education	10.8	10.0%	30,567.0	8.8%
Other	0.3	0.2%	11,921.0	3.4%

[Link to:  
 PEIMS Financial Standard Reports/  
 2014-2015 Financial Actual Report](#)

- <sup>^</sup> Indicates that ELL rates at met or exceeded standard and exceeded standard include current and monitored students.
- <sup>\*</sup> Indicates results are masked due to small numbers to protect student confidentiality.
- <sup>-</sup> Indicates zero observations reported for this group.
- <sup>n/a</sup> Indicates data reporting is not applicable for this group.
- <sup>\*\*</sup> Indicates that rates for Reading and Mathematics are based on the cumulative results from the first and second administrations of STAAR.
- <sup>?</sup> Indicates that the data for this item were statistically improbable, or were reported outside a reasonable range.
- <sup>##</sup> Indicates that PID Error rate information cannot be reported in 2015-16 due to the transition from PEIMS Edit+ to TSDS.

105

# 2015-16 Texas Academic Performance Report

District Name: **MALAKOFF ISD**

Campus Name: **MALAKOFF H S**

Campus Number: **107906001**

This page intentionally left blank.

District Name: MALAKOFF ISD  
 Campus Name: MALAKOFF H S  
 Campus Number: 107906001

TEXAS EDUCATION AGENCY  
**Texas Academic Performance Report**  
**2015-16 Campus Performance**

Total Students: 354  
 Grade Span: 09 - 12  
 School Type: High School

108

		State	District	Campus	African American	Hispanic	White	American Indian	Asian	Pacific Islander	Two or More Races	Special Ed	Econ Disadv	ELL^
<b>STAAR Percent at Level II Satisfactory Standard or Above</b>														
<b>End of Course</b>														
English I	2016	65%	65%	<b>65%</b>	69%	54%	66%	*	-	-	*	26%	63%	*
English II	2016	67%	62%	<b>64%</b>	58%	65%	64%	-	-	-	*	*	55%	*
Algebra I	2016	78%	79%	<b>79%</b>	87%	67%	78%	*	-	-	*	26%	74%	*
Biology	2016	87%	93%	<b>93%</b>	92%	94%	93%	*	-	-	*	69%	95%	*
U.S. History	2016	91%	87%	<b>90%</b>	83%	90%	91%	-	*	-	*	*	90%	*
<b>STAAR Percent at Level II Satisfactory Standard or Above</b>														
<b>All Grades</b>														
All Subjects	2016	75%	83%	<b>77%</b>	78%	71%	77%	100%	*	-	100%	35%	74%	*
Reading	2016	73%	81%	<b>65%</b>	64%	59%	65%	*	-	-	*	26%	60%	*
Mathematics	2016	76%	86%	<b>79%</b>	87%	67%	78%	*	-	-	*	26%	74%	*
Science	2016	79%	88%	<b>93%</b>	92%	94%	93%	*	-	-	*	69%	95%	*
Social Studies	2016	77%	76%	<b>90%</b>	83%	90%	91%	-	*	-	*	*	90%	*
<b>STAAR Percent at Postsecondary Readiness Standard</b>														
<b>All Grades</b>														
Two or More Subjects	2016	45%	54%	<b>58%</b>	42%	50%	62%	*	*	-	*	*	53%	*
Reading	2016	46%	54%	<b>48%</b>	33%	33%	53%	*	-	-	*	*	40%	*
Mathematics	2016	43%	54%	<b>50%</b>	*	40%	51%	*	-	-	*	*	44%	*
Science	2016	47%	55%	<b>66%</b>	56%	33%	73%	*	-	-	*	*	60%	*
Social Studies	2016	47%	51%	<b>75%</b>	67%	86%	75%	-	*	-	*	*	76%	-
<b>STAAR Percent at Advanced Standard</b>														
<b>All Grades</b>														
All Subjects	2016	18%	21%	<b>14%</b>	12%	*	15%	*	*	-	*	*	12%	*

District Name: MALAKOFF ISD  
 Campus Name: MALAKOFF H S  
 Campus Number: 107906001

TEXAS EDUCATION AGENCY  
**Texas Academic Performance Report**  
**2015-16 Campus Performance**

Total Students: 354  
 Grade Span: 09 - 12  
 School Type: High School

		State	District	Campus	African American	Hispanic	White	American Indian	Asian	Pacific Islander	Two or More Races	Special Ed	Econ Disadv	ELL^
<b>STAAR Percent at Advanced Standard</b>														
<b>All Grades</b>														
Reading	2016	17%	21%	<b>4%</b>	*	*	5%	*	-	-	*	*	*	*
Mathematics	2016	19%	24%	<b>22%</b>	*	*	22%	*	-	-	*	*	20%	*
Science	2016	16%	15%	<b>13%</b>	*	*	14%	*	-	-	*	*	*	*
Social Studies	2016	22%	21%	<b>33%</b>	*	*	38%	-	*	-	*	*	32%	*
<b>STAAR Percent Met or Exceeded Progress</b>														
<b>All Grades</b>														
All Subjects	2016	62%	55%	<b>57%</b>	*	*	58%	*	-	-	*	*	53%	*
Reading	2016	60%	53%	*	*	*	*	-	-	-	*	*	*	*
Mathematics	2016	63%	56%	<b>57%</b>	*	*	58%	*	-	-	*	*	50%	*
<b>STAAR Percent Exceeded Progress</b>														
<b>All Grades</b>														
All Subjects	2016	17%	14%	<b>17%</b>	*	*	17%	*	-	-	*	*	12%	*
Reading	2016	16%	14%	*	*	*	*	-	-	-	*	*	*	*
Mathematics	2016	17%	14%	<b>29%</b>	*	*	28%	*	-	-	*	*	23%	*

601

District Name: MALAKOFF ISD  
 Campus Name: MALAKOFF H S  
 Campus Number: 107906001

TEXAS EDUCATION AGENCY  
**Texas Academic Performance Report**  
**2015-16 Campus Performance**

Total Students: 354  
 Grade Span: 09 - 12  
 School Type: High School

	State	District	Campus	African American	Hispanic	White	American Indian	Asian	Pacific Islander	Two or More Races	Special Ed	Econ Disadv	ELL
<b>Student Success Initiative</b>													
<b>Grade 8 Reading</b>													
<b>STAAR Met Standard (Non-Proficient in Previous Year)</b>													
<b>Promoted to Grade 9</b>													
2016	12%	*	*	*	*	*	-	-	-	-	*	*	*

110

District Name: MALAKOFF ISD  
 Campus Name: MALAKOFF H S  
 Campus Number: 107906001

TEXAS EDUCATION AGENCY  
**Texas Academic Performance Report**  
**2015-16 Campus Performance**  
 Bilingual Education/English as a Second Language

Total Students: 354  
 Grade Span: 09 - 12  
 (Current Year ELL Students)

		State	District	Campus	Bilingual Education	BE-Trans Early Exit	BE-Trans Late Exit	BE-Dual Two-Way	BE-Dual One-Way	ESL	ESL Content	ESL Pull-Out	LEP No Services	LEP With Services	Total ELL	
<b>STAAR Percent at Level II Satisfactory Standard or Above</b>																
<b>All Grades</b>																
	All Subjects	2016	75%	83%	<b>77%</b>	-	-	-	-	-	*	*	-	-	*	*
	Reading	2016	73%	81%	<b>65%</b>	-	-	-	-	-	*	*	-	-	*	*
	Mathematics	2016	76%	86%	<b>79%</b>	-	-	-	-	-	*	*	-	-	*	*
	Science	2016	79%	88%	<b>93%</b>	-	-	-	-	-	*	*	-	-	*	*
	Social Studies	2016	77%	76%	<b>90%</b>	-	-	-	-	-	*	*	-	-	*	*
<b>STAAR Percent at Postsecondary Readiness Standard</b>																
<b>All Grades</b>																
	Two or More Subjects	2016	45%	54%	<b>58%</b>	-	-	-	-	-	*	*	-	-	*	*
	Reading	2016	46%	54%	<b>48%</b>	-	-	-	-	-	*	*	-	-	*	*
	Mathematics	2016	43%	54%	<b>50%</b>	-	-	-	-	-	*	*	-	-	*	*
↑	Science	2016	47%	55%	<b>66%</b>	-	-	-	-	-	*	*	-	-	*	*
↑	Social Studies	2016	47%	51%	<b>75%</b>	-	-	-	-	-	-	-	-	-	-	-
<b>STAAR Percent at Advanced Standard</b>																
<b>All Grades</b>																
	All Subjects	2016	18%	21%	<b>14%</b>	-	-	-	-	-	*	*	-	-	*	*
	Reading	2016	17%	21%	<b>4%</b>	-	-	-	-	-	*	*	-	-	*	*
	Mathematics	2016	19%	24%	<b>22%</b>	-	-	-	-	-	*	*	-	-	*	*
	Science	2016	16%	15%	<b>13%</b>	-	-	-	-	-	*	*	-	-	*	*
	Social Studies	2016	22%	21%	<b>33%</b>	-	-	-	-	-	*	*	-	-	*	*
<b>STAAR Percent Met or Exceeded Progress</b>																
<b>All Grades</b>																
	All Subjects	2016	62%	55%	<b>57%</b>	-	-	-	-	-	*	*	-	-	*	*

District Name: MALAKOFF ISD  
 Campus Name: MALAKOFF H S  
 Campus Number: 107906001

TEXAS EDUCATION AGENCY  
**Texas Academic Performance Report**  
**2015-16 Campus Performance**  
 Bilingual Education/English as a Second Language

Total Students: 354  
 Grade Span: 09 - 12  
 (Current Year ELL Students)

		State	District	Campus	Bilingual Education	BE-Trans Early Exit	BE-Trans Late Exit	BE-Dual Two-Way	BE-Dual One-Way	ESL	ESL Content	ESL Pull-Out	LEP No Services	LEP With Services	Total ELL
<b>STAAR Percent Met or Exceeded Progress</b>															
<b>All Grades</b>															
Reading	2016	60%	53%	*	-	-	-	-	-	-	-	-	-	-	-
Mathematics	2016	63%	56%	<b>57%</b>	-	-	-	-	-	*	*	-	-	*	*
<b>STAAR Percent Exceeded Progress</b>															
<b>All Grades</b>															
All Subjects	2016	17%	14%	<b>17%</b>	-	-	-	-	-	*	*	-	-	*	*
Reading	2016	16%	14%	*	-	-	-	-	-	-	-	-	-	-	-
Mathematics	2016	17%	14%	<b>29%</b>	-	-	-	-	-	*	*	-	-	*	*

112

District Name: MALAKOFF ISD  
 Campus Name: MALAKOFF H S  
 Campus Number: 107906001

TEXAS EDUCATION AGENCY  
**Texas Academic Performance Report**  
**2015-16 Campus Participation**

Total Students: 354  
 Grade Span: 09 - 12  
 School Type: High School

	State	District	Campus	African American	Hispanic	White	American Indian	Asian	Pacific Islander	Two or More Races	Special Ed	Econ Disadv	ELL
<b>2016 STAAR Participation (All Grades)</b>													
<b>All Tests</b>													
Test Participant	99%	100%	<b>100%</b>	100%	99%	100%	100%	*	-	100%	100%	100%	89%
Included in Accountability	94%	92%	<b>93%</b>	91%	91%	95%	100%	*	-	69%	85%	93%	89%
Not Included in Accountability													
Mobile	4%	8%	<b>7%</b>	9%	7%	5%	0%	*	-	31%	15%	7%	0%
Other Exclusions	1%	0%	<b>0%</b>	0%	0%	0%	0%	*	-	0%	0%	0%	0%
Not Tested	1%	0%	<b>0%</b>	0%	1%	0%	0%	*	-	0%	0%	0%	11%
Absent	1%	0%	<b>0%</b>	0%	1%	0%	0%	*	-	0%	0%	0%	11%
Other	0%	0%	<b>0%</b>	0%	0%	0%	0%	*	-	0%	0%	0%	0%

113

District Name: MALAKOFF ISD  
 Campus Name: MALAKOFF H S  
 Campus Number: 107906001

TEXAS EDUCATION AGENCY  
**Texas Academic Performance Report**  
**2015-16 Campus Attendance and Postsecondary Readiness**

Total Students: 354  
 Grade Span: 09 - 12  
 School Type: High School

	State	District	Campus	African American	Hispanic	White	American Indian	Asian	Pacific Islander	Two or More Races	Special Ed	Econ Disadv	ELL
<b>Attendance Rate</b>													
2014-15	95.7%	95.9%	<b>95.4%</b>	97.8%	96.6%	94.9%	*	*	-	92.3%	94.7%	95.1%	*
2013-14	95.9%	96.1%	<b>95.9%</b>	98.3%	96.6%	95.5%	*	*	*	93.6%	95.3%	95.6%	98.4%
<b>Annual Dropout Rate (Gr 9-12)</b>													
2014-15	2.1%	0.3%	<b>0.0%</b>	0.0%	0.0%	0.0%	*	*	-	0.0%	0.0%	0.0%	*
2013-14	2.2%	0.0%	<b>0.0%</b>	0.0%	0.0%	0.0%	*	*	*	0.0%	0.0%	0.0%	0.0%
<b>4-Year Longitudinal Rate (Gr 9-12)</b>													
<b>Class of 2015</b>													
Graduated	89.0%	98.6%	<b>98.5%</b>	100.0%	100.0%	97.7%	-	-	-	100.0%	100.0%	100.0%	*
Received GED	0.6%	0.0%	<b>0.0%</b>	0.0%	0.0%	0.0%	-	-	-	0.0%	0.0%	0.0%	*
Continued HS	4.1%	1.4%	<b>1.5%</b>	0.0%	0.0%	2.3%	-	-	-	0.0%	0.0%	0.0%	*
Dropped Out	6.3%	0.0%	<b>0.0%</b>	0.0%	0.0%	0.0%	-	-	-	0.0%	0.0%	0.0%	*
Graduates and GED	89.6%	98.6%	<b>98.5%</b>	100.0%	100.0%	97.7%	-	-	-	100.0%	100.0%	100.0%	*
Grads, GED, & Cont	93.7%	100.0%	<b>100.0%</b>	100.0%	100.0%	100.0%	-	-	-	100.0%	100.0%	100.0%	*
<b>Class of 2014</b>													
Graduated	88.3%	98.8%	<b>98.8%</b>	100.0%	100.0%	98.0%	*	-	*	-	100.0%	97.8%	-
Received GED	0.8%	0.0%	<b>0.0%</b>	0.0%	0.0%	0.0%	*	-	*	-	0.0%	0.0%	-
Continued HS	4.3%	1.2%	<b>1.2%</b>	0.0%	0.0%	2.0%	*	-	*	-	0.0%	2.2%	-
Dropped Out	6.6%	0.0%	<b>0.0%</b>	0.0%	0.0%	0.0%	*	-	*	-	0.0%	0.0%	-
Graduates and GED	89.1%	98.8%	<b>98.8%</b>	100.0%	100.0%	98.0%	*	-	*	-	100.0%	97.8%	-
Grads, GED, & Cont	93.4%	100.0%	<b>100.0%</b>	100.0%	100.0%	100.0%	*	-	*	-	100.0%	100.0%	-
<b>5-Year Extended Longitudinal Rate (Gr 9-12)</b>													
<b>Class of 2014</b>													
Graduated	90.4%	100.0%	<b>100.0%</b>	100.0%	100.0%	100.0%	*	-	*	-	100.0%	100.0%	-
Received GED	1.0%	0.0%	<b>0.0%</b>	0.0%	0.0%	0.0%	*	-	*	-	0.0%	0.0%	-
Continued HS	1.3%	0.0%	<b>0.0%</b>	0.0%	0.0%	0.0%	*	-	*	-	0.0%	0.0%	-
Dropped Out	7.2%	0.0%	<b>0.0%</b>	0.0%	0.0%	0.0%	*	-	*	-	0.0%	0.0%	-
Graduates and GED	91.5%	100.0%	<b>100.0%</b>	100.0%	100.0%	100.0%	*	-	*	-	100.0%	100.0%	-
Grads, GED, & Cont	92.8%	100.0%	<b>100.0%</b>	100.0%	100.0%	100.0%	*	-	*	-	100.0%	100.0%	-
<b>Class of 2013</b>													
Graduated	90.4%	98.6%	<b>98.4%</b>	100.0%	100.0%	97.5%	-	*	-	*	100.0%	97.4%	-
Received GED	1.1%	1.4%	<b>1.6%</b>	0.0%	0.0%	2.5%	-	*	-	*	0.0%	2.6%	-
Continued HS	1.3%	0.0%	<b>0.0%</b>	0.0%	0.0%	0.0%	-	*	-	*	0.0%	0.0%	-
Dropped Out	7.2%	0.0%	<b>0.0%</b>	0.0%	0.0%	0.0%	-	*	-	*	0.0%	0.0%	-
Graduates and GED	91.5%	100.0%	<b>100.0%</b>	100.0%	100.0%	100.0%	-	*	-	*	100.0%	100.0%	-
Grads, GED, & Cont	92.8%	100.0%	<b>100.0%</b>	100.0%	100.0%	100.0%	-	*	-	*	100.0%	100.0%	-
<b>6-Year Extended Longitudinal Rate (Gr 9-12)</b>													
<b>Class of 2013</b>													
Graduated	90.9%	98.6%	<b>98.4%</b>	100.0%	100.0%	97.5%	-	*	-	*	100.0%	97.4%	-
Received GED	1.4%	1.4%	<b>1.6%</b>	0.0%	0.0%	2.5%	-	*	-	*	0.0%	2.6%	-
Continued HS	0.6%	0.0%	<b>0.0%</b>	0.0%	0.0%	0.0%	-	*	-	*	0.0%	0.0%	-
Dropped Out	7.2%	0.0%	<b>0.0%</b>	0.0%	0.0%	0.0%	-	*	-	*	0.0%	0.0%	-
Graduates and GED	92.3%	100.0%	<b>100.0%</b>	100.0%	100.0%	100.0%	-	*	-	*	100.0%	100.0%	-
Grads, GED, & Cont	92.8%	100.0%	<b>100.0%</b>	100.0%	100.0%	100.0%	-	*	-	*	100.0%	100.0%	-

114

TEXAS EDUCATION AGENCY  
Texas Academic Performance Report

2015-16 Campus Attendance and Postsecondary Readiness

District Name: MALAKOFF ISD  
Campus Name: MALAKOFF H S  
Campus Number: 107906001

Total Students: 354  
Grade Span: 09 - 12  
School Type: High School

	State	District	Campus	African American	Hispanic	White	American Indian	Asian	Pacific Islander	Two or More Races	Special Ed	Econ Disadv	ELL
<b>6-Year Extended Longitudinal Rate (Gr 9-12)</b>													
<b>Class of 2012</b>													
Graduated	90.9%	97.1%	<b>98.4%</b>	100.0%	100.0%	97.8%	*	-	-	-	100.0%	100.0%	-
Received GED	1.5%	1.5%	<b>1.6%</b>	0.0%	0.0%	2.2%	*	-	-	-	0.0%	0.0%	-
Continued HS	0.6%	0.0%	<b>0.0%</b>	0.0%	0.0%	0.0%	*	-	-	-	0.0%	0.0%	-
Dropped Out	7.0%	1.5%	<b>0.0%</b>	0.0%	0.0%	0.0%	*	-	-	-	0.0%	0.0%	-
Graduates and GED	92.4%	98.5%	<b>100.0%</b>	100.0%	100.0%	100.0%	*	-	-	-	100.0%	100.0%	-
Grads, GED, & Cont	93.0%	98.5%	<b>100.0%</b>	100.0%	100.0%	100.0%	*	-	-	-	100.0%	100.0%	-
<b>4-Year Federal Graduation Rate Without Exclusions (Gr 9-12)</b>													
Class of 2015	89.0%	98.6%	<b>98.5%</b>	100.0%	100.0%	97.7%	-	-	-	100.0%	100.0%	100.0%	*
Class of 2014	88.3%	98.8%	<b>98.8%</b>	100.0%	100.0%	98.0%	*	-	*	-	100.0%	97.8%	-
<b>5-Year Extended Federal Graduation Rate Without Exclusions (Gr 9-12)</b>													
Class of 2014	90.4%	100.0%	<b>100.0%</b>	100.0%	100.0%	100.0%	*	-	*	-	100.0%	100.0%	-
Class of 2013	90.4%	98.6%	<b>98.4%</b>	100.0%	100.0%	97.5%	-	*	-	*	100.0%	97.4%	-
<b>RHSP/DAP Graduates (Longitudinal Rate)</b>													
Class of 2015	86.1%	92.9%	<b>94.0%</b>	80.0%	93.3%	95.2%	-	-	-	100.0%	50.0%	93.5%	*
Class of 2014	85.5%	84.5%	<b>87.5%</b>	72.7%	100.0%	86.0%	*	-	*	-	23.1%	84.1%	-
<b>RHSP/DAP/FHSP-E/FHSP-DLA Graduates (Longitudinal Rate)</b>													
Class of 2015	84.1%	92.9%	<b>94.0%</b>	80.0%	93.3%	95.2%	-	-	-	100.0%	50.0%	93.5%	*
<b>RHSP/DAP Graduates (Annual Rate)</b>													
2014-15	84.3%	91.5%	<b>91.4%</b>	80.0%	87.5%	93.2%	-	-	-	100.0%	37.5%	91.5%	*
2013-14	83.8%	85.9%	<b>87.7%</b>	72.7%	100.0%	86.0%	*	-	*	-	23.1%	84.1%	-
<b>RHSP/DAP/FHSP-E/FHSP-DLA Graduates (Annual Rate)</b>													
2014-15	82.2%	91.5%	<b>91.4%</b>	80.0%	87.5%	93.2%	-	-	-	100.0%	37.5%	91.5%	*
<b>Advanced Course/Dual Credit Course Completion (Grades 11-12)</b>													
<b>Any Subject</b>													
2014-15	54.5%	31.8%	<b>31.8%</b>	23.1%	27.8%	34.0%	-	-	-	37.5%	4.8%	24.7%	*
2013-14	53.2%	36.1%	<b>37.0%</b>	18.8%	50.0%	35.4%	*	-	*	40.0%	9.5%	33.0%	*
<b>English Language Arts</b>													
2014-15	29.0%	5.4%	<b>5.4%</b>	0.0%	2.9%	7.7%	-	-	-	0.0%	0.0%	2.1%	*
2013-14	28.9%	11.8%	<b>12.1%</b>	6.3%	17.2%	11.6%	*	-	*	20.0%	5.3%	9.5%	*
<b>Mathematics</b>													
2014-15	43.8%	19.8%	<b>19.8%</b>	16.7%	17.9%	21.5%	-	-	-	14.3%	4.8%	15.9%	*
2013-14	42.4%	26.3%	<b>26.9%</b>	7.1%	37.0%	26.7%	*	-	-	20.0%	0.0%	22.1%	*
<b>Science</b>													
2014-15	12.7%	0.0%	<b>0.0%</b>	0.0%	0.0%	0.0%	-	-	-	0.0%	0.0%	0.0%	*
2013-14	13.4%	0.0%	<b>0.0%</b>	0.0%	0.0%	0.0%	*	-	*	*	0.0%	0.0%	*

District Name: MALAKOFF ISD  
 Campus Name: MALAKOFF H S  
 Campus Number: 107906001

TEXAS EDUCATION AGENCY  
**Texas Academic Performance Report**  
**2015-16 Campus Attendance and Postsecondary Readiness**

Total Students: 354  
 Grade Span: 09 - 12  
 School Type: High School

	State	District	Campus	African American	Hispanic	White	American Indian	Asian	Pacific Islander	Two or More Races	Special Ed	Econ Disadv	ELL
<b>Advanced Course/Dual Credit Course Completion (Grades 11-12)</b>													
<b>Social Studies</b>													
2014-15	28.4%	8.6%	<b>8.6%</b>	15.4%	2.9%	9.4%	-	-	-	12.5%	0.0%	4.2%	*
2013-14	27.8%	9.1%	<b>9.3%</b>	0.0%	16.7%	8.4%	*	-	*	20.0%	0.0%	5.9%	*
<b>Advanced Course/Dual Credit Course Completion (Grades 9-12)</b>													
<b>Any Subject</b>													
2014-15	34.6%	22.9%	<b>22.9%</b>	11.4%	25.0%	23.7%	*	*	-	27.3%	8.0%	18.4%	*
2013-14	33.1%	23.8%	<b>24.0%</b>	11.8%	34.8%	22.7%	*	*	*	20.0%	3.6%	23.0%	33.3%
<b>English Language Arts</b>													
2014-15	15.7%	7.3%	<b>7.3%</b>	2.9%	3.6%	8.9%	*	*	-	0.0%	6.3%	4.2%	*
2013-14	15.4%	10.2%	<b>10.4%</b>	2.9%	20.3%	8.9%	*	*	*	10.0%	2.1%	12.0%	*
<b>Mathematics</b>													
2014-15	19.4%	8.2%	<b>8.2%</b>	5.9%	10.4%	8.1%	*	*	-	10.0%	2.1%	7.2%	*
2013-14	18.8%	11.1%	<b>11.2%</b>	3.2%	15.9%	10.7%	*	*	-	11.1%	0.0%	9.2%	*
<b>Science</b>													
2014-15	5.2%	0.0%	<b>0.0%</b>	0.0%	0.0%	0.0%	*	*	-	0.0%	0.0%	0.0%	*
2013-14	5.6%	0.0%	<b>0.0%</b>	0.0%	0.0%	0.0%	*	*	*	0.0%	0.0%	0.0%	*
<b>Social Studies</b>													
2014-15	19.5%	11.6%	<b>11.6%</b>	8.6%	9.1%	12.9%	*	*	-	9.1%	0.0%	7.8%	*
2013-14	18.3%	8.7%	<b>8.8%</b>	3.0%	10.6%	9.4%	*	*	*	10.0%	0.0%	5.2%	0.0%
<b>College-Ready Graduates</b>													
<b>English Language Arts</b>													
2014-15	42.0%	34.0%	<b>34.0%</b>	*	9.0%	45.0%	-	-	-	*	*	29.0%	-
<b>Mathematics</b>													
2014-15	38.0%	32.0%	<b>32.0%</b>	*	9.0%	45.0%	-	-	-	*	*	29.0%	-
<b>Both Subjects</b>													
2014-15	35.0%	32.0%	<b>32.0%</b>	*	9.0%	45.0%	-	-	-	*	*	29.0%	-
<b>Either Subject</b>													
2014-15	45.0%	34.0%	<b>34.0%</b>	*	9.0%	45.0%	-	-	-	*	*	29.0%	-
<b>College and Career Ready Graduates</b>													
2014-15	74.5%	84.5%	<b>84.3%</b>	80.0%	62.5%	90.9%	-	-	-	100.0%	50.0%	80.9%	*
<b>Texas Success Initiative Assessment (TSIA)</b>													
<b>English Language Arts</b>													
2014-15	10.6%	1.4%	<b>1.4%</b>	0.0%	0.0%	0.0%	-	-	-	20.0%	0.0%	0.0%	*
<b>Mathematics</b>													
2014-15	7.1%	0.0%	<b>0.0%</b>	0.0%	0.0%	0.0%	-	-	-	0.0%	0.0%	0.0%	*
<b>Completion of Two or More Advanced/Dual Credit Courses in Current and/or Prior Year (Annual Graduates)</b>													
2014-15	48.1%	29.6%	<b>30.0%</b>	20.0%	31.3%	29.5%	-	-	-	40.0%	12.5%	19.1%	*
<b>Completion of Twelve or More Hours of Postsecondary Credit (Annual Graduates)</b>													
<b>Any Subject</b>													
2014-15	10.6%	11.3%	<b>11.4%</b>	0.0%	6.3%	13.6%	-	-	-	20.0%	0.0%	4.3%	*

110

TEXAS EDUCATION AGENCY  
**Texas Academic Performance Report**

**2015-16 Campus Attendance and Postsecondary Readiness**

District Name: MALAKOFF ISD  
 Campus Name: MALAKOFF H S  
 Campus Number: 107906001

Total Students: 354  
 Grade Span: 09 - 12  
 School Type: High School

	State	District	Campus	African American	Hispanic	White	American Indian	Asian	Pacific Islander	Two or More Races	Special Ed	Econ Disadv	ELL
<b>AP/IB Course Completion (Annual Graduates)</b>													
2014-15	43.4%	32.4%	<b>32.9%</b>	20.0%	37.5%	29.5%	-	-	-	60.0%	0.0%	23.4%	*
<b>CTE Coherent Sequence (Annual Graduates)</b>													
2014-15	46.6%	80.3%	<b>80.0%</b>	80.0%	62.5%	86.4%	-	-	-	80.0%	50.0%	76.6%	*
2013-14	46.4%	90.6%	<b>95.1%</b>	11.1%	17.3%	61.7%	*	-	*	-	16.0%	50.6%	-
<b>AP/IB Results (Participation)</b>													
<b>All Subjects</b>													
2015	24.9%	4.6%	<b>4.7%</b>	7.7%	0.0%	5.4%	-	-	-	12.5%	n/a	2.0%	n/a
2014	23.5%	0.6%	<b>0.7%</b>	0.0%	0.0%	1.0%	*	-	*	0.0%	n/a	0.0%	n/a
<b>English Language Arts</b>													
2015	15.1%	1.3%	<b>1.3%</b>	0.0%	0.0%	2.2%	-	-	-	0.0%	n/a	0.0%	n/a
2014	15.0%	0.0%	<b>0.0%</b>	0.0%	0.0%	0.0%	*	-	*	0.0%	n/a	0.0%	n/a
<b>Mathematics</b>													
2015	6.8%	0.0%	<b>0.0%</b>	0.0%	0.0%	0.0%	-	-	-	0.0%	n/a	0.0%	n/a
2014	6.5%	0.0%	<b>0.0%</b>	0.0%	0.0%	0.0%	*	-	*	0.0%	n/a	0.0%	n/a
<b>Science</b>													
2015	10.2%	0.0%	<b>0.0%</b>	0.0%	0.0%	0.0%	-	-	-	0.0%	n/a	0.0%	n/a
2014	6.9%	0.0%	<b>0.0%</b>	0.0%	0.0%	0.0%	*	-	*	0.0%	n/a	0.0%	n/a
<b>Social Studies</b>													
2015	14.4%	3.3%	<b>3.3%</b>	7.7%	0.0%	3.3%	-	-	-	12.5%	n/a	2.0%	n/a
2014	13.8%	0.6%	<b>0.7%</b>	0.0%	0.0%	1.0%	*	-	*	0.0%	n/a	0.0%	n/a
<b>AP/IB Results (Examinees &gt;= Criterion)</b>													
<b>All Subjects</b>													
2015	49.1%	0.0%	<b>0.0%</b>	*	-	0.0%	-	-	-	*	n/a	*	n/a
2014	51.3%	*	*	-	-	*	-	-	-	-	n/a	-	n/a
<b>English Language Arts</b>													
2015	43.7%	*	*	-	-	*	-	-	-	-	n/a	-	n/a
2014	44.7%	-	-	-	-	-	-	-	-	-	n/a	-	n/a
<b>Mathematics</b>													
2015	51.7%	-	-	-	-	-	-	-	-	-	n/a	-	n/a
2014	53.6%	-	-	-	-	-	-	-	-	-	n/a	-	n/a
<b>Science</b>													
2015	35.4%	-	-	-	-	-	-	-	-	-	n/a	-	n/a
2014	45.7%	-	-	-	-	-	-	-	-	-	n/a	-	n/a
<b>Social Studies</b>													
2015	40.1%	0.0%	<b>0.0%</b>	*	-	*	-	-	-	*	n/a	*	n/a
2014	41.6%	*	*	-	-	*	-	-	-	-	n/a	-	n/a

117

TEXAS EDUCATION AGENCY  
**Texas Academic Performance Report**

**2015-16 Campus Attendance and Postsecondary Readiness**

District Name: MALAKOFF ISD  
 Campus Name: MALAKOFF H S  
 Campus Number: 107906001

Total Students: 354  
 Grade Span: 09 - 12  
 School Type: High School

	State	District	Campus	African American	Hispanic	White	American Indian	Asian	Pacific Islander	Two or More Races	Special Ed	Econ Disadv	ELL
<b>SAT/ACT Results</b>													
<b>Tested</b>													
Class of 2015	68.3%	60.6%	<b>61.4%</b>	100.0%	75.0%	52.3%	-	-	-	60.0%	n/a	52.1%	n/a
Class of 2014	66.3%	34.1%	<b>35.8%</b>	36.4%	56.3%	26.0%	*	-	*	-	n/a	34.8%	n/a
<b>At/Above Criterion</b>													
Class of 2015	24.3%	23.3%	<b>23.3%</b>	0.0%	8.3%	30.4%	-	-	-	*	n/a	28.0%	n/a
Class of 2014	25.1%	10.3%	<b>10.3%</b>	*	0.0%	23.1%	*	-	*	-	n/a	6.3%	n/a
<b>Average SAT Score</b>													
<b>All Subjects</b>													
Class of 2015	1394	1409	<b>1409</b>	*	1283	1485	-	-	-	*	n/a	1387	n/a
Class of 2014	1417	1342	<b>1342</b>	*	1261	1409	*	-	*	-	n/a	1336	n/a
<b>English Language Arts and Writing</b>													
Class of 2015	912	930	<b>930</b>	*	862	984	-	-	-	*	n/a	922	n/a
Class of 2014	925	880	<b>880</b>	*	821	924	*	-	*	-	n/a	869	n/a
<b>Mathematics</b>													
Class of 2015	482	479	<b>479</b>	*	422	501	-	-	-	*	n/a	465	n/a
Class of 2014	491	462	<b>462</b>	*	440	485	*	-	*	-	n/a	467	n/a
<b>Average ACT Score</b>													
<b>All Subjects</b>													
Class of 2015	20.6	19.8	<b>19.8</b>	*	18.6	21.8	-	-	-	*	n/a	19.5	n/a
Class of 2014	20.6	18.5	<b>18.5</b>	*	*	*	-	-	-	-	n/a	17.1	n/a
<b>English Language Arts</b>													
Class of 2015	20.1	19.5	<b>19.5</b>	*	18.3	21.6	-	-	-	*	n/a	19.5	n/a
Class of 2014	20.0	17.9	<b>17.9</b>	*	*	*	-	-	-	-	n/a	16.2	n/a
<b>Mathematics</b>													
Class of 2015	20.9	19.3	<b>19.3</b>	*	18.1	21.0	-	-	-	*	n/a	18.9	n/a
Class of 2014	21.2	17.6	<b>17.6</b>	*	*	*	-	-	-	-	n/a	17.3	n/a
<b>Science</b>													
Class of 2015	20.7	20.4	<b>20.4</b>	*	19.4	22.3	-	-	-	*	n/a	19.6	n/a
Class of 2014	20.7	20.5	<b>20.5</b>	*	*	*	-	-	-	-	n/a	19.0	n/a
<b>Graduates Enrolled in TX Institution of Higher Education (IHE)</b>													
2013-14	57.5%	48.2%	*	n/a	n/a	n/a	n/a	n/a	n/a	n/a	n/a	n/a	n/a
2012-13	56.9%	44.4%	*	n/a	n/a	n/a	n/a	n/a	n/a	n/a	n/a	n/a	n/a
<b>Graduates in TX IHE Completing One Year Without Remediation</b>													
2013-14	70.5%	53.8%	<b>53.8%</b>	n/a	n/a	n/a	n/a	n/a	n/a	n/a	n/a	n/a	n/a
2012-13	70.8%	55.6%	<b>55.6%</b>	n/a	n/a	n/a	n/a	n/a	n/a	n/a	n/a	n/a	n/a

118

District Name: MALAKOFF ISD  
 Campus Name: MALAKOFF H S  
 Campus Number: 107906001

TEXAS EDUCATION AGENCY  
**Texas Academic Performance Report**  
**2015-16 Campus Profile**

Total Students: 354  
 Grade Span: 09 - 12  
 School Type: High School

Student Information	----- Campus -----		District	State
	Count	Percent		
Total Students:	354	100.0%	1,297	5,284,252
Students by Grade:				
Early Childhood Education	0	0.0%	0.2%	0.2%
Pre-Kindergarten	0	0.0%	3.8%	4.2%
Kindergarten	0	0.0%	7.6%	7.1%
Grade 1	0	0.0%	9.1%	7.8%
Grade 2	0	0.0%	7.7%	7.8%
Grade 3	0	0.0%	7.9%	7.7%
Grade 4	0	0.0%	7.5%	7.5%
Grade 5	0	0.0%	7.6%	7.5%
Grade 6	0	0.0%	7.2%	7.4%
Grade 7	0	0.0%	7.3%	7.4%
Grade 8	0	0.0%	6.6%	7.3%
Grade 9	103	29.1%	8.1%	8.1%
Grade 10	84	23.7%	6.6%	7.3%
Grade 11	87	24.6%	6.7%	6.7%
Grade 12	80	22.6%	6.2%	6.1%
Ethnic Distribution:				
African American	42	11.9%	12.8%	12.6%
Hispanic	62	17.5%	14.9%	52.2%
White	239	67.5%	68.9%	28.5%
American Indian	3	0.8%	0.2%	0.4%
Asian	1	0.3%	0.3%	4.0%
Pacific Islander	0	0.0%	0.0%	0.1%
Two or More Races	7	2.0%	2.9%	2.1%
Economically Disadvantaged	207	58.5%	64.4%	59.0%
Non-Educationally Disadvantaged	147	41.5%	35.6%	41.0%
English Language Learners (ELL)	4	1.1%	4.8%	18.5%
Students w/ Disciplinary Placements (2014-2015)	15	4.2%	2.1%	1.4%
At-Risk	161	45.5%	38.3%	50.1%
Mobility (2014-2015)	66	18.3%	22.3%	16.5%
Graduates (Class of 2015):				
Total Graduates	70	100.0%	71	313,397
By Ethnicity (incl. Special Ed.):				
African American	5	7.1%	5	39,692
Hispanic	16	22.9%	16	148,966
White	44	62.9%	45	104,377
American Indian	0	0.0%	0	1,335
Asian	0	0.0%	0	13,090
Pacific Islander	0	0.0%	0	486
Two or More Races	5	7.1%	5	5,451

119

District Name: MALAKOFF ISD  
 Campus Name: MALAKOFF H S  
 Campus Number: 107906001

TEXAS EDUCATION AGENCY  
**Texas Academic Performance Report**  
**2015-16 Campus Profile**

Total Students: 354  
 Grade Span: 09 - 12  
 School Type: High School

<u>Student Information</u>	<u>----- Campus -----</u>		<u>District</u>	<u>State</u>
	<u>Count</u>	<u>Percent</u>		
By Graduation Type (incl. Special Ed.):				
Minimum H.S. Program	6	8.6%	6	46,723
Recommended H.S. Program/DAP	64	91.4%	65	251,524
Foundation High School Plan (No Endorsement)	0	0.0%	0	8,982
Foundation High School Plan (Endorsement)	0	0.0%	0	523
Foundation High School Plan (DLA)	0	0.0%	0	5,645
Special Education Graduates	8	11.4%	8	23,541

120

District Name: MALAKOFF ISD  
 Campus Name: MALAKOFF H S  
 Campus Number: 107906001

TEXAS EDUCATION AGENCY  
**Texas Academic Performance Report**  
**2015-16 Campus Profile**

Total Students: 354  
 Grade Span: 09 - 12  
 School Type: High School

<u>Class Size Information</u>	<u>Campus</u>	<u>District</u>	<u>State</u>
Class Size Averages by Grade and Subject (Derived from teacher responsibility records):			
Elementary:			
Kindergarten	-	16.0	18.9
Grade 1	-	19.1	19.1
Grade 2	-	16.0	19.1
Grade 3	-	16.8	19.1
Grade 4	-	15.4	19.0
Grade 5	-	19.2	20.8
Grade 6	-	15.8	20.4
Secondary:			
English/Language Arts	13.5	14.3	17.1
Foreign Languages	17.5	18.2	19.1
Mathematics	15.3	15.3	18.1
Science	15.6	15.4	19.1
Social Studies	15.3	16.0	19.5

121

District Name: MALAKOFF ISD  
 Campus Name: MALAKOFF H S  
 Campus Number: 107906001

TEXAS EDUCATION AGENCY  
**Texas Academic Performance Report**  
**2015-16 Campus Profile**

Total Students: 354  
 Grade Span: 09 - 12  
 School Type: High School

Staff Information	----- Campus -----		District	State
	Count/Average	Percent		
Total Staff	38.9	100.0%	100.0%	100.0%
Professional Staff:	34.9	89.9%	58.7%	64.3%
Teachers	30.9	79.4%	50.6%	50.5%
Professional Support	2.2	5.8%	4.0%	9.8%
Campus Administration (School Leadership)	1.8	4.7%	2.4%	2.9%
Educational Aides:	3.9	10.1%	14.0%	9.6%
Total Minority Staff:	4.9	12.7%	19.6%	48.2%
Teachers by Ethnicity and Sex:				
African American	1.0	3.2%	9.1%	10.1%
Hispanic	0.0	0.0%	0.0%	26.0%
White	29.9	96.8%	90.0%	60.8%
American Indian	0.0	0.0%	0.0%	0.4%
Asian	0.0	0.0%	0.0%	1.5%
Pacific Islander	0.0	0.0%	0.0%	0.2%
Two or More Races	0.0	0.0%	0.9%	1.1%
Males	13.8	44.6%	18.2%	23.5%
Females	17.1	55.4%	81.8%	76.5%
Teachers by Highest Degree Held:				
No Degree	0.0	0.0%	2.7%	1.0%
Bachelors	26.9	87.0%	88.3%	74.7%
Masters	4.0	13.0%	9.0%	23.6%
Doctorate	0.0	0.0%	0.0%	0.6%
Teachers by Years of Experience:				
Beginning Teachers	0.0	0.0%	4.6%	8.1%
1-5 Years Experience	2.9	9.2%	15.7%	27.3%
6-10 Years Experience	6.0	19.4%	19.3%	21.7%
11-20 Years Experience	13.0	42.2%	37.8%	27.3%
Over 20 Years Experience	9.0	29.1%	22.6%	15.7%
Number of Students per Teacher	11.5	n/a	12.0	15.2

122

District Name: MALAKOFF ISD  
 Campus Name: MALAKOFF H S  
 Campus Number: 107906001

TEXAS EDUCATION AGENCY  
**Texas Academic Performance Report**  
**2015-16 Campus Profile**

Total Students: 354  
 Grade Span: 09 - 12  
 School Type: High School

<b>Staff Information</b>	<b>Campus</b>	<b>District</b>	<b>State</b>
Average Years Experience of Teachers:	16.4	13.6	10.9
Average Years Experience of Teachers with District:	6.8	7.4	7.3
Average Teacher Salary by Years of Experience (regular duties only):			
Beginning Teachers	-	\$26,820	\$45,507
1-5 Years Experience	\$41,009	\$39,328	\$47,996
6-10 Years Experience	\$44,342	\$44,332	\$50,459
11-20 Years Experience	\$49,499	\$48,946	\$53,794
Over 20 Years Experience	\$56,753	\$55,343	\$60,613
Average Actual Salaries (regular duties only):			
Teachers	\$49,826	\$46,981	\$51,891
Professional Support	\$59,080	\$54,771	\$61,145
Campus Administration (School Leadership)	\$80,023	\$76,063	\$75,654
Instructional Staff Percent:	n/a	66.9%	64.5%
Contracted Instructional Staff (not incl. above):	0.0	0.0	1,914.4

123

District Name: MALAKOFF ISD  
 Campus Name: MALAKOFF H S  
 Campus Number: 107906001

TEXAS EDUCATION AGENCY  
**Texas Academic Performance Report**  
**2015-16 Campus Profile**

Total Students: 354  
 Grade Span: 09 - 12  
 School Type: High School

Program Information	----- Campus -----		District	State
	Count	Percent		
Student Enrollment by Program:				
Bilingual/ESL Education	4	1.1%	4.6%	18.3%
Career & Technical Education	313	88.4%	24.4%	24.3%
Gifted & Talented Education	18	5.1%	3.7%	7.7%
Special Education	38	10.7%	9.6%	8.6%
Teachers by Program (population served):				
Bilingual/ESL Education	0.1	0.5%	1.2%	5.9%
Career & Technical Education	5.7	18.5%	6.4%	4.4%
Compensatory Education	0.6	2.0%	8.8%	2.9%
Gifted & Talented Education	2.2	7.1%	2.2%	1.9%
Regular Education	19.5	63.2%	71.2%	72.6%
Special Education	2.4	7.8%	10.0%	8.8%
Other	0.3	0.9%	0.2%	3.4%

[Link to:  
 PEIMS Financial Standard Reports/  
 2014-2015 Financial Actual Report](#)

- '^' Indicates that ELL rates at met or exceeded standard and exceeded standard include current and monitored students.
- '\*' Indicates results are masked due to small numbers to protect student confidentiality.
- '-' Indicates zero observations reported for this group.
- 'n/a' Indicates data reporting is not applicable for this group.
- '\*\*' Indicates that rates for Reading and Mathematics are based on the cumulative results from the first and second administrations of STAAR.
- '?' Indicates that the data for this item were statistically improbable, or were reported outside a reasonable range.
- '###' Indicates that PID Error rate information cannot be reported in 2015-16 due to the transition from PEIMS Edit+ to TSDS.

124

This page intentionally left blank.

# 2015-16 Texas Academic Performance Report

District Name: **MALAKOFF ISD**

Campus Name: **MALAKOFF ALTERNATIVE PROGRAM (MAP)**

Campus Number: **107906003**

This page intentionally left blank.

District Name: MALAKOFF ISD  
Campus Name: MALAKOFF ALTERNATIVE PROGRAM (MAP)  
Campus Number: 107906003

TEXAS EDUCATION AGENCY  
**Texas Academic Performance Report**  
**2015-16 Campus Performance**

Total Students: 7  
Grade Span: 06 - 10  
School Type: Elementary/Secondary

**There is no assessment data for this campus.**

TEXAS EDUCATION AGENCY  
**Texas Academic Performance Report**

**2015-16 Campus Attendance and Postsecondary Readiness**

District Name: MALAKOFF ISD

Campus Name: MALAKOFF ALTERNATIVE PROGRAM (MAP)

Campus Number: 107906003

Total Students: 7

Grade Span: 06 - 10

School Type: Elementary/Secondary

	State	District	Campus	African American	Hispanic	White	American Indian	Asian	Pacific Islander	Two or More Races	Special Ed	Econ Disadv	ELL
<b>Attendance Rate</b>													
2014-15	95.7%	95.9%	*	*	*	*	-	-	-	-	*	*	*
2013-14	95.9%	96.1%	<b>94.3%</b>	*	*	*	-	-	-	-	*	*	-
<b>Annual Dropout Rate (Gr 7-8)</b>													
2014-15	0.3%	0.0%	<b>0.0%</b>	*	*	0.0%	-	-	-	-	*	0.0%	*
2013-14	0.5%	0.0%	<b>0.0%</b>	*	*	0.0%	-	-	-	-	*	0.0%	-
<b>Annual Dropout Rate (Gr 9-12)</b>													
2014-15	2.1%	0.3%	<b>0.0%</b>	*	*	0.0%	-	-	-	-	*	0.0%	-
2013-14	2.2%	0.0%	<b>0.0%</b>	*	*	0.0%	-	-	-	-	*	0.0%	-
<b>Advanced Course/Dual Credit Course Completion (Grades 11-12)</b>													
<b>Any Subject</b>													
2014-15	54.5%	31.8%	*	-	-	*	-	-	-	-	-	*	-
2013-14	53.2%	36.1%	-	-	-	-	-	-	-	-	-	-	-
<b>English Language Arts</b>													
2014-15	29.0%	5.4%	-	-	-	-	-	-	-	-	-	-	-
2013-14	28.9%	11.8%	-	-	-	-	-	-	-	-	-	-	-
<b>Mathematics</b>													
2014-15	43.8%	19.8%	-	-	-	-	-	-	-	-	-	-	-
2013-14	42.4%	26.3%	-	-	-	-	-	-	-	-	-	-	-
<b>Science</b>													
2014-15	12.7%	0.0%	-	-	-	-	-	-	-	-	-	-	-
2013-14	13.4%	0.0%	-	-	-	-	-	-	-	-	-	-	-
<b>Social Studies</b>													
2014-15	28.4%	8.6%	*	-	-	*	-	-	-	-	-	*	-
2013-14	27.8%	9.1%	-	-	-	-	-	-	-	-	-	-	-
<b>Advanced Course/Dual Credit Course Completion (Grades 9-12)</b>													
<b>Any Subject</b>													
2014-15	34.6%	22.9%	*	-	-	*	-	-	-	-	-	*	-
2013-14	33.1%	23.8%	*	-	-	*	-	-	-	-	*	*	-
<b>English Language Arts</b>													
2014-15	15.7%	7.3%	-	-	-	-	-	-	-	-	-	-	-
2013-14	15.4%	10.2%	*	-	-	*	-	-	-	-	-	*	-
<b>Mathematics</b>													
2014-15	19.4%	8.2%	-	-	-	-	-	-	-	-	-	-	-
2013-14	18.8%	11.1%	*	-	-	*	-	-	-	-	*	*	-
<b>Science</b>													
2014-15	5.2%	0.0%	-	-	-	-	-	-	-	-	-	-	-
2013-14	5.6%	0.0%	*	-	-	*	-	-	-	-	*	*	-

129

**Texas Academic Performance Report**

**2015-16 Campus Attendance and Postsecondary Readiness**

District Name: MALAKOFF ISD

Campus Name: MALAKOFF ALTERNATIVE PROGRAM (MAP)

Campus Number: 107906003

Total Students: 7

Grade Span: 06 - 10

School Type: Elementary/Secondary

	State	District	Campus	African American	Hispanic	White	American Indian	Asian	Pacific Islander	Two or More Races	Special Ed	Econ Disadv	ELL
<b>Advanced Course/Dual Credit Course Completion (Grades 9-12)</b>													
<b>Social Studies</b>													
2014-15	19.5%	11.6%	*	-	-	*	-	-	-	-	-	*	-
2013-14	18.3%	8.7%	*	-	-	*	-	-	-	-	-	*	-

District Name: MALAKOFF ISD  
 Campus Name: MALAKOFF ALTERNATIVE PROGRAM (MAP)  
 Campus Number: 107906003

TEXAS EDUCATION AGENCY  
**Texas Academic Performance Report**  
**2015-16 Campus Profile**

Total Students: 7  
 Grade Span: 06 - 10  
 School Type: Elementary/Secondary

Student Information	----- Campus -----		District	State
	Count	Percent		
Total Students:	7	100.0%	1,297	5,284,252
Students by Grade:				
Early Childhood Education	0	0.0%	0.2%	0.2%
Pre-Kindergarten	0	0.0%	3.8%	4.2%
Kindergarten	0	0.0%	7.6%	7.1%
Grade 1	0	0.0%	9.1%	7.8%
Grade 2	0	0.0%	7.7%	7.8%
Grade 3	0	0.0%	7.9%	7.7%
Grade 4	0	0.0%	7.5%	7.5%
Grade 5	0	0.0%	7.6%	7.5%
Grade 6	3	42.9%	7.2%	7.4%
Grade 7	0	0.0%	7.3%	7.4%
Grade 8	0	0.0%	6.6%	7.3%
Grade 9	2	28.6%	8.1%	8.1%
Grade 10	2	28.6%	6.6%	7.3%
Grade 11	0	0.0%	6.7%	6.7%
Grade 12	0	0.0%	6.2%	6.1%
Ethnic Distribution:				
African American	1	14.3%	12.8%	12.6%
Hispanic	2	28.6%	14.9%	52.2%
White	4	57.1%	68.9%	28.5%
American Indian	0	0.0%	0.2%	0.4%
Asian	0	0.0%	0.3%	4.0%
Pacific Islander	0	0.0%	0.0%	0.1%
Two or More Races	0	0.0%	2.9%	2.1%
Economically Disadvantaged	6	85.7%	64.4%	59.0%
Non-Educationally Disadvantaged	1	14.3%	35.6%	41.0%
English Language Learners (ELL)	0	0.0%	4.8%	18.5%
Students w/ Disciplinary Placements (2014-2015)	0	0.0%	2.1%	1.4%
At-Risk	7	100.0%	38.3%	50.1%
Mobility (2014-2015)	28	100.0%	22.3%	16.5%

131

District Name: MALAKOFF ISD  
 Campus Name: MALAKOFF ALTERNATIVE PROGRAM (MAP)  
 Campus Number: 107906003

TEXAS EDUCATION AGENCY  
**Texas Academic Performance Report**  
**2015-16 Campus Profile**

Total Students: 7  
 Grade Span: 06 - 10  
 School Type: Elementary/Secondary

<u>Class Size Information</u>	<u>Campus</u>	<u>District</u>	<u>State</u>
Class Size Averages by Grade and Subject (Derived from teacher responsibility records):			
Elementary:			
Kindergarten	-	16.0	18.9
Grade 1	-	19.1	19.1
Grade 2	-	16.0	19.1
Grade 3	-	16.8	19.1
Grade 4	-	15.4	19.0
Grade 5	-	19.2	20.8
Grade 6	-	15.8	20.4
Secondary:			
English/Language Arts	-	14.3	17.1
Foreign Languages	-	18.2	19.1
Mathematics	-	15.3	18.1
Science	1.0	15.4	19.1
Social Studies	-	16.0	19.5

132

District Name: MALAKOFF ISD  
 Campus Name: MALAKOFF ALTERNATIVE PROGRAM (MAP)  
 Campus Number: 107906003

TEXAS EDUCATION AGENCY  
**Texas Academic Performance Report**  
**2015-16 Campus Profile**

Total Students: 7  
 Grade Span: 06 - 10  
 School Type: Elementary/Secondary

Staff Information	----- Campus -----		District	State
	Count/Average	Percent		
Total Staff	4.0	100.0%	100.0%	100.0%
Professional Staff:	3.0	75.2%	58.7%	64.3%
Teachers	2.9	72.5%	50.6%	50.5%
Professional Support	0.0	0.0%	4.0%	9.8%
Campus Administration (School Leadership)	0.1	2.8%	2.4%	2.9%
Educational Aides:	1.0	24.8%	14.0%	9.6%
Total Minority Staff:	2.5	62.5%	19.6%	48.2%
Teachers by Ethnicity and Sex:				
African American	1.4	48.2%	9.1%	10.1%
Hispanic	0.0	0.0%	0.0%	26.0%
White	1.5	51.8%	90.0%	60.8%
American Indian	0.0	0.0%	0.0%	0.4%
Asian	0.0	0.0%	0.0%	1.5%
Pacific Islander	0.0	0.0%	0.0%	0.2%
Two or More Races	0.0	0.0%	0.9%	1.1%
Males	0.7	25.0%	18.2%	23.5%
Females	2.1	75.0%	81.8%	76.5%
Teachers by Highest Degree Held:				
No Degree	0.0	0.0%	2.7%	1.0%
Bachelors	2.1	72.7%	88.3%	74.7%
Masters	0.8	27.3%	9.0%	23.6%
Doctorate	0.0	0.0%	0.0%	0.6%
Teachers by Years of Experience:				
Beginning Teachers	1.0	34.9%	4.6%	8.1%
1-5 Years Experience	0.0	0.0%	15.7%	27.3%
6-10 Years Experience	0.8	27.3%	19.3%	21.7%
11-20 Years Experience	0.0	0.0%	37.8%	27.3%
Over 20 Years Experience	1.1	37.8%	22.6%	15.7%
Number of Students per Teacher	2.4	n/a	12.0	15.2

133

District Name: MALAKOFF ISD  
 Campus Name: MALAKOFF ALTERNATIVE PROGRAM (MAP)  
 Campus Number: 107906003

TEXAS EDUCATION AGENCY  
**Texas Academic Performance Report**  
**2015-16 Campus Profile**

Total Students: 7  
 Grade Span: 06 - 10  
 School Type: Elementary/Secondary

<b>Staff Information</b>	<b>Campus</b>	<b>District</b>	<b>State</b>
Average Years Experience of Teachers:	15.9	13.6	10.9
Average Years Experience of Teachers with District:	9.7	7.4	7.3
Average Teacher Salary by Years of Experience (regular duties only):			
Beginning Teachers	\$25,322	\$26,820	\$45,507
1-5 Years Experience	-	\$39,328	\$47,996
6-10 Years Experience	\$66,118	\$44,332	\$50,459
11-20 Years Experience	-	\$48,946	\$53,794
Over 20 Years Experience	\$46,010	\$55,343	\$60,613
Average Actual Salaries (regular duties only):			
Teachers	\$44,284	\$46,981	\$51,891
Professional Support	-	\$54,771	\$61,145
Campus Administration (School Leadership)	\$66,118	\$76,063	\$75,654
Instructional Staff Percent:	n/a	66.9%	64.5%
Contracted Instructional Staff (not incl. above):	0.0	0.0	1,914.4

134

District Name: MALAKOFF ISD  
 Campus Name: MALAKOFF ALTERNATIVE PROGRAM (MAP)  
 Campus Number: 107906003

TEXAS EDUCATION AGENCY  
**Texas Academic Performance Report**  
**2015-16 Campus Profile**

Total Students: 7  
 Grade Span: 06 - 10  
 School Type: Elementary/Secondary

Program Information	----- Campus -----		District	State
	Count	Percent		
Student Enrollment by Program:				
Bilingual/ESL Education	0	0.0%	4.6%	18.3%
Career & Technical Education	3	42.9%	24.4%	24.3%
Gifted & Talented Education	0	0.0%	3.7%	7.7%
Special Education	1	14.3%	9.6%	8.6%
Teachers by Program (population served):				
Bilingual/ESL Education	0.0	0.0%	1.2%	5.9%
Career & Technical Education	0.3	9.1%	6.4%	4.4%
Compensatory Education	0.5	16.9%	8.8%	2.9%
Gifted & Talented Education	0.0	0.0%	2.2%	1.9%
Regular Education	2.1	74.0%	71.2%	72.6%
Special Education	0.0	0.0%	10.0%	8.8%
Other	0.0	0.0%	0.2%	3.4%

[Link to:  
 PEIMS Financial Standard Reports/  
 2014-2015 Financial Actual Report](#)

- <sup>^</sup> Indicates that ELL rates at met or exceeded standard and exceeded standard include current and monitored students.
- <sup>\*</sup> Indicates results are masked due to small numbers to protect student confidentiality.
- <sup>-</sup> Indicates zero observations reported for this group.
- <sup>n/a</sup> Indicates data reporting is not applicable for this group.
- <sup>\*\*</sup> Indicates that rates for Reading and Mathematics are based on the cumulative results from the first and second administrations of STAAR.
- <sup>?</sup> Indicates that the data for this item were statistically improbable, or were reported outside a reasonable range.
- <sup>##</sup> Indicates that PID Error rate information cannot be reported in 2015-16 due to the transition from PEIMS Edit+ to TSDS.

135

This page intentionally left blank.

# 2015-16 Texas Academic Performance Report

District Name: **MALAKOFF ISD**

Campus Name: **MALAKOFF MIDDLE**

Campus Number: **107906041**

This page intentionally left blank.

District Name: MALAKOFF ISD  
 Campus Name: MALAKOFF MIDDLE  
 Campus Number: 107906041

TEXAS EDUCATION AGENCY  
**Texas Academic Performance Report**  
**2015-16 Campus Performance**

Total Students: 271  
 Grade Span: 06 - 08  
 School Type: Middle

139

		State	District	Campus	African American	Hispanic	White	American Indian	Asian	Pacific Islander	Two or More Races	Special Ed	Econ Disadv	ELL^
<b>STAAR Percent at Level II Satisfactory Standard or Above</b>														
<b>Grade 6</b>														
Reading	2016	69%	77%	<b>77%</b>	71%	75%	80%	-	-	-	*	*	72%	*
Mathematics	2016	72%	74%	<b>74%</b>	62%	75%	78%	-	-	-	*	50%	72%	*
<b>STAAR Percent at Level II Satisfactory Standard or Above</b>														
<b>Grade 7</b>														
Reading	2016	71%	78%	<b>78%</b>	67%	88%	78%	-	-	-	*	*	78%	*
Mathematics	2016	69%	79%	<b>79%</b>	58%	81%	82%	-	-	-	*	*	73%	*
Writing	2016	69%	76%	<b>76%</b>	83%	94%	70%	-	-	-	*	*	75%	*
<b>STAAR Percent at Level II Satisfactory Standard or Above</b>														
<b>Grade 8 **</b>														
Reading	2016	87%	88%	<b>88%</b>	57%	100%	93%	-	*	-	-	*	90%	-
Mathematics	2016	82%	84%	<b>84%</b>	79%	89%	84%	-	*	-	-	*	84%	-
Science	2016	75%	80%	<b>80%</b>	71%	78%	82%	-	*	-	-	*	80%	-
Social Studies	2016	63%	65%	<b>65%</b>	43%	78%	67%	-	*	-	-	*	67%	-
<b>STAAR Percent at Level II Satisfactory Standard or Above</b>														
<b>All Grades</b>														
All Subjects	2016	75%	83%	<b>78%</b>	66%	85%	79%	-	*	-	*	38%	77%	*
Reading	2016	73%	81%	<b>81%</b>	66%	88%	83%	-	*	-	*	37%	79%	*
Mathematics	2016	76%	86%	<b>79%</b>	66%	82%	81%	-	*	-	*	41%	76%	*
Writing	2016	69%	83%	<b>76%</b>	83%	94%	70%	-	-	-	*	*	75%	*
Science	2016	79%	88%	<b>80%</b>	71%	78%	82%	-	*	-	-	*	80%	-
Social Studies	2016	77%	76%	<b>65%</b>	43%	78%	67%	-	*	-	-	*	67%	-

District Name: MALAKOFF ISD  
 Campus Name: MALAKOFF MIDDLE  
 Campus Number: 107906041

TEXAS EDUCATION AGENCY  
**Texas Academic Performance Report**  
**2015-16 Campus Performance**

Total Students: 271  
 Grade Span: 06 - 08  
 School Type: Middle

140

		State	District	Campus	African American	Hispanic	White	American Indian	Asian	Pacific Islander	Two or More Races	Special Ed	Econ Disadv	ELL^
<b>STAAR Percent at Postsecondary Readiness Standard</b>														
<b>All Grades</b>														
Two or More Subjects	2016	45%	54%	<b>44%</b>	20%	39%	51%	-	*	-	*	*	36%	*
Reading	2016	46%	54%	<b>48%</b>	28%	36%	55%	-	*	-	*	*	43%	*
Mathematics	2016	43%	54%	<b>45%</b>	24%	45%	49%	-	*	-	*	*	38%	*
Writing	2016	41%	44%	<b>38%</b>	45%	38%	38%	-	-	-	*	*	36%	*
Science	2016	47%	55%	<b>49%</b>	*	56%	55%	-	*	-	-	*	51%	-
Social Studies	2016	47%	51%	<b>29%</b>	*	56%	31%	-	*	-	-	*	31%	-
<b>STAAR Percent at Advanced Standard</b>														
<b>All Grades</b>														
All Subjects	2016	18%	21%	<b>14%</b>	*	9%	17%	-	*	-	*	*	13%	*
Reading	2016	17%	21%	<b>16%</b>	*	*	22%	-	*	-	*	*	15%	*
Mathematics	2016	19%	24%	<b>15%</b>	*	15%	18%	-	*	-	*	*	13%	*
Writing	2016	15%	13%	<b>5%</b>	*	*	*	-	-	-	*	*	*	*
Science	2016	16%	15%	<b>15%</b>	*	*	21%	-	*	-	-	*	12%	-
Social Studies	2016	22%	21%	<b>9%</b>	*	*	9%	-	*	-	-	*	13%	-
<b>STAAR Percent Met or Exceeded Progress</b>														
<b>All Grades</b>														
All Subjects	2016	62%	55%	<b>50%</b>	37%	55%	53%	-	*	-	*	*	48%	*
Reading	2016	60%	53%	<b>48%</b>	*	*	53%	-	*	-	*	*	46%	*
Mathematics	2016	63%	56%	<b>52%</b>	*	*	53%	-	*	-	*	*	50%	*

District Name: MALAKOFF ISD  
 Campus Name: MALAKOFF MIDDLE  
 Campus Number: 107906041

TEXAS EDUCATION AGENCY  
**Texas Academic Performance Report**  
**2015-16 Campus Performance**

Total Students: 271  
 Grade Span: 06 - 08  
 School Type: Middle

		State	District	Campus	African American	Hispanic	White	American Indian	Asian	Pacific Islander	Two or More Races	Special Ed	Econ Disadv	ELL^
<b>STAAR Percent Exceeded Progress</b>														
<b>All Grades</b>														
All Subjects	2016	17%	14%	<b>9%</b>	5%	8%	10%	-	*	-	*	*	8%	*
Reading	2016	16%	14%	<b>11%</b>	*	*	13%	-	*	-	*	*	10%	*
Mathematics	2016	17%	14%	<b>7%</b>	*	*	7%	-	*	-	*	*	6%	*
<b>Progress of Prior-Year Non-Proficient Students</b>														
<b>Sum of Grades 4-8</b>														
Reading	2016	35%	38%	<b>25%</b>	*	*	32%	-	-	-	*	*	*	*

141

District Name: MALAKOFF ISD  
 Campus Name: MALAKOFF MIDDLE  
 Campus Number: 107906041

TEXAS EDUCATION AGENCY  
**Texas Academic Performance Report**  
**2015-16 Campus Performance**

Total Students: 271  
 Grade Span: 06 - 08  
 School Type: Middle

	State	District	Campus	African American	Hispanic	White	American Indian	Asian	Pacific Islander	Two or More Races	Special Ed	Econ Disadv	ELL	
<b>Student Success Initiative</b>														
<b>Grade 8 Reading</b>														
<b>Students Meeting Level II Standard on First STAAR Administration</b>														
	2016	80%	84%	<b>84%</b>	57%	89%	89%	-	*	-	-	*	88%	-
<b>Students Requiring Accelerated Instruction</b>														
	2016	20%	16%	<b>16%</b>	43%	*	11%	-	*	-	-	63%	12%	-
<b>STAAR Cumulative Met Standard</b>														
	2016	86%	88%	<b>88%</b>	57%	100%	93%	-	*	-	-	*	90%	-
<b>STAAR Non-Proficient Students Promoted by Grade Placement Committee</b>														
	2015	97%	100%	<b>100%</b>	*	100%	100%	-	-	-	-	*	100%	*
<b>Grade 8 Mathematics</b>														
<b>Students Meeting Level II Standard on First STAAR Administration</b>														
	2016	71%	78%	<b>78%</b>	64%	78%	80%	-	*	-	-	*	78%	-
<b>Students Requiring Accelerated Instruction</b>														
	2016	29%	23%	<b>23%</b>	36%	*	20%	-	*	-	-	75%	22%	-
<b>STAAR Cumulative Met Standard</b>														
	2016	81%	84%	<b>84%</b>	79%	89%	84%	-	*	-	-	*	84%	-

142

District Name: MALAKOFF ISD  
 Campus Name: MALAKOFF MIDDLE  
 Campus Number: 107906041

TEXAS EDUCATION AGENCY  
**Texas Academic Performance Report**  
**2015-16 Campus Performance**  
 Bilingual Education/English as a Second Language

Total Students: 271  
 Grade Span: 06 - 08  
 (Current Year ELL Students)

		State	District	Campus	Bilingual Education	BE-Trans Early Exit	BE-Trans Late Exit	BE-Dual Two-Way	BE-Dual One-Way	ESL	ESL Content	ESL Pull-Out	LEP No Services	LEP With Services	Total ELL
<b>STAAR Percent at Level II Satisfactory Standard or Above</b>															
<b>All Grades</b>															
	All Subjects	2016	75%	83%	<b>78%</b>	-	-	-	-	*	*	-	-	*	*
	Reading	2016	73%	81%	<b>81%</b>	-	-	-	-	*	*	-	-	*	*
	Mathematics	2016	76%	86%	<b>79%</b>	-	-	-	-	*	*	-	-	*	*
	Writing	2016	69%	83%	<b>76%</b>	-	-	-	-	*	*	-	-	*	*
	Science	2016	79%	88%	<b>80%</b>	-	-	-	-	-	-	-	-	-	-
	Social Studies	2016	77%	76%	<b>65%</b>	-	-	-	-	-	-	-	-	-	-
<b>STAAR Percent at Postsecondary Readiness Standard</b>															
<b>All Grades</b>															
	Two or More Subjects	2016	45%	54%	<b>44%</b>	-	-	-	-	*	*	-	-	*	*
	Reading	2016	46%	54%	<b>48%</b>	-	-	-	-	*	*	-	-	*	*
143	Mathematics	2016	43%	54%	<b>45%</b>	-	-	-	-	*	*	-	-	*	*
	Writing	2016	41%	44%	<b>38%</b>	-	-	-	-	*	*	-	-	*	*
	Science	2016	47%	55%	<b>49%</b>	-	-	-	-	-	-	-	-	-	-
	Social Studies	2016	47%	51%	<b>29%</b>	-	-	-	-	-	-	-	-	-	-
<b>STAAR Percent at Advanced Standard</b>															
<b>All Grades</b>															
	All Subjects	2016	18%	21%	<b>14%</b>	-	-	-	-	*	*	-	-	*	*
	Reading	2016	17%	21%	<b>16%</b>	-	-	-	-	*	*	-	-	*	*
	Mathematics	2016	19%	24%	<b>15%</b>	-	-	-	-	*	*	-	-	*	*
	Writing	2016	15%	13%	<b>5%</b>	-	-	-	-	*	*	-	-	*	*
	Science	2016	16%	15%	<b>15%</b>	-	-	-	-	-	-	-	-	-	-

District Name: MALAKOFF ISD  
 Campus Name: MALAKOFF MIDDLE  
 Campus Number: 107906041

TEXAS EDUCATION AGENCY  
**Texas Academic Performance Report**  
**2015-16 Campus Performance**  
 Bilingual Education/English as a Second Language

Total Students: 271  
 Grade Span: 06 - 08  
 (Current Year ELL Students)

		State	District	Campus	Bilingual Education	BE-Trans Early Exit	BE-Trans Late Exit	BE-Dual Two-Way	BE-Dual One-Way	ESL	ESL Content	ESL Pull-Out	LEP No Services	LEP With Services	Total ELL
<b>STAAR Percent at Advanced Standard</b>															
<b>All Grades</b>															
Social Studies	2016	22%	21%	<b>9%</b>	-	-	-	-	-	-	-	-	-	-	-
<b>STAAR Percent Met or Exceeded Progress</b>															
<b>All Grades</b>															
All Subjects	2016	62%	55%	<b>50%</b>	-	-	-	-	-	*	*	-	-	*	*
Reading	2016	60%	53%	<b>48%</b>	-	-	-	-	-	*	*	-	-	*	*
Mathematics	2016	63%	56%	<b>52%</b>	-	-	-	-	-	*	*	-	-	*	*
<b>STAAR Percent Exceeded Progress</b>															
<b>All Grades</b>															
All Subjects	2016	17%	14%	<b>9%</b>	-	-	-	-	-	*	*	-	-	*	*
Reading	2016	16%	14%	<b>11%</b>	-	-	-	-	-	*	*	-	-	*	*
Mathematics	2016	17%	14%	<b>7%</b>	-	-	-	-	-	*	*	-	-	*	*
<b>Progress of Prior-Year Non-Proficient Students</b>															
<b>Sum of Grades 4-8</b>															
Reading	2016	35%	38%	<b>25%</b>	-	-	-	-	-	*	*	-	-	*	*

District Name: MALAKOFF ISD  
 Campus Name: MALAKOFF MIDDLE  
 Campus Number: 107906041

TEXAS EDUCATION AGENCY  
**Texas Academic Performance Report**  
**2015-16 Campus Participation**

Total Students: 271  
 Grade Span: 06 - 08  
 School Type: Middle

	State	District	Campus	African American	Hispanic	White	American Indian	Asian	Pacific Islander	Two or More Races	Special Ed	Econ Disadv	ELL
<b>2016 STAAR Participation (All Grades)</b>													
<b>All Tests</b>													
Test Participant	99%	100%	<b>100%</b>	100%	100%	100%	-	*	-	100%	99%	100%	100%
Included in Accountability	94%	92%	<b>91%</b>	95%	84%	92%	-	*	-	56%	79%	92%	56%
Not Included in Accountability													
Mobile	4%	8%	<b>9%</b>	5%	16%	8%	-	*	-	44%	18%	8%	44%
Other Exclusions	1%	0%	<b>0%</b>	0%	0%	0%	-	*	-	0%	2%	0%	0%
Not Tested	1%	0%	<b>0%</b>	0%	0%	0%	-	*	-	0%	1%	0%	0%
Absent	1%	0%	<b>0%</b>	0%	0%	0%	-	*	-	0%	1%	0%	0%
Other	0%	0%	<b>0%</b>	0%	0%	0%	-	*	-	0%	0%	0%	0%

145

District Name: MALAKOFF ISD  
 Campus Name: MALAKOFF MIDDLE  
 Campus Number: 107906041

TEXAS EDUCATION AGENCY  
**Texas Academic Performance Report**  
**2015-16 Campus Attendance and Postsecondary Readiness**

Total Students: 271  
 Grade Span: 06 - 08  
 School Type: Middle

	State	District	Campus	African American	Hispanic	White	American Indian	Asian	Pacific Islander	Two or More Races	Special Ed	Econ Disadv	ELL
<b>Attendance Rate</b>													
2014-15	95.7%	95.9%	<b>95.8%</b>	97.6%	97.0%	95.2%	*	*	-	*	95.9%	95.7%	*
2013-14	95.9%	96.1%	<b>96.0%</b>	97.5%	96.5%	95.6%	*	*	-	*	96.1%	95.8%	97.3%
<b>Annual Dropout Rate (Gr 7-8)</b>													
2014-15	0.3%	0.0%	<b>0.0%</b>	0.0%	0.0%	0.0%	*	*	-	*	0.0%	0.0%	*
2013-14	0.5%	0.0%	<b>0.0%</b>	0.0%	0.0%	0.0%	0.0%	-	-	*	0.0%	0.0%	0.0%

District Name: MALAKOFF ISD  
 Campus Name: MALAKOFF MIDDLE  
 Campus Number: 107906041

TEXAS EDUCATION AGENCY  
**Texas Academic Performance Report**  
**2015-16 Campus Profile**

Total Students: 271  
 Grade Span: 06 - 08  
 School Type: Middle

Student Information	----- Campus -----		District	State
	Count	Percent		
Total Students:	271	100.0%	1,297	5,284,252
Students by Grade:				
Early Childhood Education	0	0.0%	0.2%	0.2%
Pre-Kindergarten	0	0.0%	3.8%	4.2%
Kindergarten	0	0.0%	7.6%	7.1%
Grade 1	0	0.0%	9.1%	7.8%
Grade 2	0	0.0%	7.7%	7.8%
Grade 3	0	0.0%	7.9%	7.7%
Grade 4	0	0.0%	7.5%	7.5%
Grade 5	0	0.0%	7.6%	7.5%
Grade 6	90	33.2%	7.2%	7.4%
Grade 7	95	35.1%	7.3%	7.4%
Grade 8	86	31.7%	6.6%	7.3%
Grade 9	0	0.0%	8.1%	8.1%
Grade 10	0	0.0%	6.6%	7.3%
Grade 11	0	0.0%	6.7%	6.7%
Grade 12	0	0.0%	6.2%	6.1%
Ethnic Distribution:				
African American	50	18.5%	12.8%	12.6%
Hispanic	35	12.9%	14.9%	52.2%
White	181	66.8%	68.9%	28.5%
American Indian	0	0.0%	0.2%	0.4%
Asian	1	0.4%	0.3%	4.0%
Pacific Islander	0	0.0%	0.0%	0.1%
Two or More Races	4	1.5%	2.9%	2.1%
Economically Disadvantaged	165	60.9%	64.4%	59.0%
Non-Educationally Disadvantaged	106	39.1%	35.6%	41.0%
English Language Learners (ELL)	2	0.7%	4.8%	18.5%
Students w/ Disciplinary Placements (2014-2015)	13	4.3%	2.1%	1.4%
At-Risk	70	25.8%	38.3%	50.1%
Mobility (2014-2015)	61	20.3%	22.3%	16.5%

147

District Name: MALAKOFF ISD  
 Campus Name: MALAKOFF MIDDLE  
 Campus Number: 107906041

TEXAS EDUCATION AGENCY  
**Texas Academic Performance Report**  
**2015-16 Campus Profile**

Total Students: 271  
 Grade Span: 06 - 08  
 School Type: Middle

Student Information	----- Non-Special Education Rates -----			----- Special Education Rates -----		
	Campus	District	State	Campus	District	State
Retention Rates by Grade:						
Kindergarten	-	7.8%	1.9%	-	0.0%	8.2%
Grade 1	-	8.8%	4.1%	-	17.6%	7.4%
Grade 2	-	9.0%	2.7%	-	21.4%	3.4%
Grade 3	-	2.5%	2.0%	-	0.0%	1.6%
Grade 4	-	1.3%	1.0%	-	0.0%	0.8%
Grade 5	-	2.4%	0.9%	-	7.7%	1.0%
Grade 6	0.0%	0.0%	0.6%	0.0%	0.0%	0.8%
Grade 7	1.4%	1.4%	0.8%	0.0%	0.0%	0.9%
Grade 8	0.0%	0.0%	0.8%	0.0%	0.0%	1.3%

Class Size Information	Campus	District	State
Class Size Averages by Grade and Subject (Derived from teacher responsibility records):			
Elementary:			
Kindergarten	-	16.0	18.9
Grade 1	-	19.1	19.1
Grade 2	-	16.0	19.1
Grade 3	-	16.8	19.1
Grade 4	-	15.4	19.0
Grade 5	-	19.2	20.8
Grade 6	15.8	15.8	20.4
Secondary:			
English/Language Arts	15.2	14.3	17.1
Foreign Languages	20.0	18.2	19.1
Mathematics	15.4	15.3	18.1
Science	16.4	15.4	19.1
Social Studies	17.1	16.0	19.5

148

District Name: MALAKOFF ISD  
 Campus Name: MALAKOFF MIDDLE  
 Campus Number: 107906041

TEXAS EDUCATION AGENCY  
**Texas Academic Performance Report**  
**2015-16 Campus Profile**

Total Students: 271  
 Grade Span: 06 - 08  
 School Type: Middle

Staff Information	----- Campus -----		District	State
	Count/Average	Percent		
Total Staff	29.7	100.0%	100.0%	100.0%
Professional Staff:	23.1	77.6%	58.7%	64.3%
Teachers	21.2	71.3%	50.6%	50.5%
Professional Support	0.9	3.0%	4.0%	9.8%
Campus Administration (School Leadership)	1.0	3.4%	2.4%	2.9%
Educational Aides:	6.6	22.4%	14.0%	9.6%
Total Minority Staff:	5.9	19.8%	19.6%	48.2%
Teachers by Ethnicity and Sex:				
African American	1.0	4.7%	9.1%	10.1%
Hispanic	0.0	0.0%	0.0%	26.0%
White	19.2	90.6%	90.0%	60.8%
American Indian	0.0	0.0%	0.0%	0.4%
Asian	0.0	0.0%	0.0%	1.5%
Pacific Islander	0.0	0.0%	0.0%	0.2%
Two or More Races	1.0	4.7%	0.9%	1.1%
Males	3.3	15.4%	18.2%	23.5%
Females	17.9	84.6%	81.8%	76.5%
Teachers by Highest Degree Held:				
No Degree	0.0	0.0%	2.7%	1.0%
Bachelors	19.1	90.0%	88.3%	74.7%
Masters	2.1	10.0%	9.0%	23.6%
Doctorate	0.0	0.0%	0.0%	0.6%
Teachers by Years of Experience:				
Beginning Teachers	1.0	4.7%	4.6%	8.1%
1-5 Years Experience	4.1	19.6%	15.7%	27.3%
6-10 Years Experience	1.1	5.3%	19.3%	21.7%
11-20 Years Experience	10.9	51.6%	37.8%	27.3%
Over 20 Years Experience	4.0	18.9%	22.6%	15.7%
Number of Students per Teacher	12.8	n/a	12.0	15.2

149

District Name: MALAKOFF ISD  
 Campus Name: MALAKOFF MIDDLE  
 Campus Number: 107906041

TEXAS EDUCATION AGENCY  
**Texas Academic Performance Report**  
**2015-16 Campus Profile**

Total Students: 271  
 Grade Span: 06 - 08  
 School Type: Middle

<b>Staff Information</b>	<b>Campus</b>	<b>District</b>	<b>State</b>
Average Years Experience of Teachers:	13.2	13.6	10.9
Average Years Experience of Teachers with District:	7.2	7.4	7.3
Average Teacher Salary by Years of Experience (regular duties only):			
Beginning Teachers	\$35,250	\$26,820	\$45,507
1-5 Years Experience	\$39,531	\$39,328	\$47,996
6-10 Years Experience	\$43,083	\$44,332	\$50,459
11-20 Years Experience	\$48,970	\$48,946	\$53,794
Over 20 Years Experience	\$54,267	\$55,343	\$60,613
Average Actual Salaries (regular duties only):			
Teachers	\$47,166	\$46,981	\$51,891
Professional Support	\$55,182	\$54,771	\$61,145
Campus Administration (School Leadership)	\$77,650	\$76,063	\$75,654
Instructional Staff Percent:	n/a	66.9%	64.5%
Contracted Instructional Staff (not incl. above):	0.0	0.0	1,914.4

150

District Name: MALAKOFF ISD  
 Campus Name: MALAKOFF MIDDLE  
 Campus Number: 107906041

TEXAS EDUCATION AGENCY  
**Texas Academic Performance Report**  
**2015-16 Campus Profile**

Total Students: 271  
 Grade Span: 06 - 08  
 School Type: Middle

Program Information	----- Campus -----		District	State
	Count	Percent		
Student Enrollment by Program:				
Bilingual/ESL Education	2	0.7%	4.6%	18.3%
Career & Technical Education	0	0.0%	24.4%	24.3%
Gifted & Talented Education	10	3.7%	3.7%	7.7%
Special Education	28	10.3%	9.6%	8.6%
Teachers by Program (population served):				
Bilingual/ESL Education	0.0	0.0%	1.2%	5.9%
Career & Technical Education	0.9	4.0%	6.4%	4.4%
Compensatory Education	2.2	10.6%	8.8%	2.9%
Gifted & Talented Education	0.0	0.0%	2.2%	1.9%
Regular Education	15.7	74.0%	71.2%	72.6%
Special Education	2.4	11.4%	10.0%	8.8%
Other	0.0	0.0%	0.2%	3.4%

[Link to:  
 PEIMS Financial Standard Reports/  
 2014-2015 Financial Actual Report](#)

- <sup>^</sup> Indicates that ELL rates at met or exceeded standard and exceeded standard include current and monitored students.
- <sup>\*</sup> Indicates results are masked due to small numbers to protect student confidentiality.
- <sup>-</sup> Indicates zero observations reported for this group.
- <sup>n/a</sup> Indicates data reporting is not applicable for this group.
- <sup>\*\*</sup> Indicates that rates for Reading and Mathematics are based on the cumulative results from the first and second administrations of STAAR.
- <sup>?</sup> Indicates that the data for this item were statistically improbable, or were reported outside a reasonable range.
- <sup>##</sup> Indicates that PID Error rate information cannot be reported in 2015-16 due to the transition from PEIMS Edit+ to TSDS.

151

This page intentionally left blank.

# 2015-16 Texas Academic Performance Report

District Name: **MALAKOFF ISD**

Campus Name: **MALAKOFF EL**

Campus Number: **107906102**

This page intentionally left blank.

District Name: MALAKOFF ISD  
 Campus Name: MALAKOFF EL  
 Campus Number: 107906102

TEXAS EDUCATION AGENCY  
**Texas Academic Performance Report**  
**2015-16 Campus Performance**

Total Students: 459  
 Grade Span: EE - 05  
 School Type: Elementary

155

		State	District	Campus	African American	Hispanic	White	American Indian	Asian	Pacific Islander	Two or More Races	Special Ed	Econ Disadv	ELL^
<b>STAAR Percent at Level II Satisfactory Standard or Above</b>														
<b>Grade 3</b>														
Reading	2016	73%	97%	<b>98%</b>	100%	100%	100%	-	-	-	*	*	100%	100%
Mathematics	2016	75%	95%	<b>98%</b>	100%	89%	100%	-	-	-	*	*	97%	89%
<b>STAAR Percent at Level II Satisfactory Standard or Above</b>														
<b>Grade 4</b>														
Reading	2016	75%	92%	<b>91%</b>	70%	93%	95%	-	-	-	*	*	88%	88%
Mathematics	2016	73%	97%	<b>95%</b>	90%	93%	97%	-	-	-	*	*	93%	100%
Writing	2016	69%	90%	<b>89%</b>	70%	87%	95%	-	-	-	*	*	86%	88%
<b>STAAR Percent at Level II Satisfactory Standard or Above</b>														
<b>Grade 5 **</b>														
Reading	2016	81%	96%	<b>94%</b>	89%	92%	96%	-	-	-	-	*	89%	88%
Mathematics	2016	86%	98%	<b>97%</b>	100%	100%	96%	-	-	-	-	*	94%	100%
Science	2016	74%	89%	<b>91%</b>	75%	85%	96%	-	-	-	-	*	86%	88%
<b>STAAR Percent at Level II Satisfactory Standard or Above</b>														
<b>All Grades</b>														
All Subjects	2016	75%	83%	<b>94%</b>	88%	92%	97%	-	-	-	95%	53%	92%	92%
Reading	2016	73%	81%	<b>95%</b>	87%	95%	97%	-	-	-	88%	50%	92%	92%
Mathematics	2016	76%	86%	<b>97%</b>	97%	95%	98%	-	-	-	100%	67%	95%	96%
Writing	2016	69%	83%	<b>89%</b>	70%	87%	95%	-	-	-	*	*	86%	88%
Science	2016	79%	88%	<b>91%</b>	75%	85%	96%	-	-	-	-	*	86%	88%
<b>STAAR Percent at Postsecondary Readiness Standard</b>														
<b>All Grades</b>														
Two or More Subjects	2016	45%	54%	<b>66%</b>	52%	53%	74%	-	-	-	63%	*	56%	53%
Reading	2016	46%	54%	<b>66%</b>	61%	53%	70%	-	-	-	63%	*	55%	47%

District Name: MALAKOFF ISD  
 Campus Name: MALAKOFF EL  
 Campus Number: 107906102

TEXAS EDUCATION AGENCY  
**Texas Academic Performance Report**  
**2015-16 Campus Performance**

Total Students: 459  
 Grade Span: EE - 05  
 School Type: Elementary

156

		State	District	Campus	African American	Hispanic	White	American Indian	Asian	Pacific Islander	Two or More Races	Special Ed	Econ Disadv	ELL^
<b>STAAR Percent at Postsecondary Readiness Standard</b>														
<b>All Grades</b>														
Mathematics	2016	43%	54%	<b>71%</b>	71%	57%	75%	-	-	-	63%	*	65%	53%
Writing	2016	41%	44%	<b>48%</b>	*	43%	57%	-	-	-	*	*	44%	*
Science	2016	47%	55%	<b>59%</b>	*	50%	70%	-	-	-	-	*	52%	*
<b>STAAR Percent at Advanced Standard</b>														
<b>All Grades</b>														
All Subjects	2016	18%	21%	<b>35%</b>	25%	33%	39%	-	-	-	25%	26%	26%	33%
Reading	2016	17%	21%	<b>44%</b>	35%	38%	48%	-	-	-	*	*	32%	40%
Mathematics	2016	19%	24%	<b>38%</b>	29%	41%	40%	-	-	-	*	*	29%	40%
Writing	2016	15%	13%	<b>15%</b>	*	*	16%	-	-	-	*	*	*	*
Science	2016	16%	15%	<b>22%</b>	*	*	28%	-	-	-	-	*	20%	*
<b>STAAR Percent Met or Exceeded Progress</b>														
<b>All Grades</b>														
All Subjects	2016	62%	55%	<b>65%</b>	68%	62%	68%	-	-	-	*	*	61%	64%
Reading	2016	60%	53%	<b>66%</b>	*	64%	70%	-	-	-	*	*	61%	62%
Mathematics	2016	63%	56%	<b>65%</b>	*	61%	66%	-	-	-	*	*	62%	67%
<b>STAAR Percent Exceeded Progress</b>														
<b>All Grades</b>														
All Subjects	2016	17%	14%	<b>22%</b>	21%	30%	20%	-	-	-	*	*	20%	38%
Reading	2016	16%	14%	<b>28%</b>	*	36%	27%	-	-	-	*	*	24%	43%
Mathematics	2016	17%	14%	<b>16%</b>	*	24%	13%	-	-	-	*	*	16%	33%
<b>Progress of Prior-Year Non-Proficient Students</b>														
<b>Sum of Grades 4-8</b>														
Reading	2016	35%	38%	<b>50%</b>	*	*	*	-	-	-	*	*	*	*

District Name: MALAKOFF ISD  
 Campus Name: MALAKOFF EL  
 Campus Number: 107906102

TEXAS EDUCATION AGENCY  
**Texas Academic Performance Report**  
**2015-16 Campus Performance**

Total Students: 459  
 Grade Span: EE - 05  
 School Type: Elementary

	State	District	Campus	African American	Hispanic	White	American Indian	Asian	Pacific Islander	Two or More Races	Special Ed	Econ Disadv	ELL
<b>Student Success Initiative</b>													
<b>Grade 5 Reading</b>													
<b>Students Meeting Level II Standard on First STAAR Administration</b>													
	2016	73%	93%	<b>91%</b>	89%	75%	96%	-	-	-	*	82%	75%
<b>Students Requiring Accelerated Instruction</b>													
	2016	27%	7%	<b>9%</b>	*	*	*	-	-	-	*	18%	*
<b>STAAR Cumulative Met Standard</b>													
	2016	80%	96%	<b>94%</b>	89%	92%	96%	-	-	-	*	88%	88%
<b>STAAR Non-Proficient Students Promoted by Grade Placement Committee</b>													
	2015	95%	*	*	-	-	*	-	-	-	-	*	-
<b>STAAR Met Standard (Non-Proficient in Previous Year)</b>													
<b>Retained in Grade 5</b>													
	2016	45%	*	*	*	-	-	-	-	-	-	*	-
<b>Grade 5 Mathematics</b>													
<b>Students Meeting Level II Standard on First STAAR Administration</b>													
	2016	77%	97%	<b>97%</b>	100%	100%	96%	-	-	-	*	94%	100%
<b>Students Requiring Accelerated Instruction</b>													
	2016	23%	*	*	*	*	*	-	-	-	*	*	*
<b>STAAR Cumulative Met Standard</b>													
	2016	85%	98%	<b>97%</b>	100%	100%	96%	-	-	-	*	94%	100%

157

District Name: MALAKOFF ISD  
 Campus Name: MALAKOFF EL  
 Campus Number: 107906102

TEXAS EDUCATION AGENCY  
**Texas Academic Performance Report**  
**2015-16 Campus Performance**  
 Bilingual Education/English as a Second Language

Total Students: 459  
 Grade Span: EE - 05  
 (Current Year ELL Students)

		State	District	Campus	Bilingual Education	BE-Trans Early Exit	BE-Trans Late Exit	BE-Dual Two-Way	BE-Dual One-Way	ESL	ESL Content	ESL Pull-Out	LEP No Services	LEP With Services	Total ELL
<b>STAAR Percent at Level II Satisfactory Standard or Above</b>															
<b>All Grades</b>															
	All Subjects	2016	75%	83%	<b>94%</b>	-	-	-	-	94%	-	94%	*	94%	92%
	Reading	2016	73%	81%	<b>95%</b>	-	-	-	-	91%	-	91%	*	91%	92%
	Mathematics	2016	76%	86%	<b>97%</b>	-	-	-	-	100%	-	100%	*	100%	96%
	Writing	2016	69%	83%	<b>89%</b>	-	-	-	-	88%	-	88%	-	88%	88%
	Science	2016	79%	88%	<b>91%</b>	-	-	-	-	88%	-	88%	-	88%	88%
<b>STAAR Percent at Postsecondary Readiness Standard</b>															
<b>All Grades</b>															
	Two or More Subjects	2016	45%	54%	<b>66%</b>	-	-	-	-	53%	-	53%	*	53%	53%
	Reading	2016	46%	54%	<b>66%</b>	-	-	-	-	47%	-	47%	*	47%	47%
	Mathematics	2016	43%	54%	<b>71%</b>	-	-	-	-	53%	-	53%	*	53%	53%
158	Writing	2016	41%	44%	<b>48%</b>	-	-	-	-	*	-	*	-	*	*
	Science	2016	47%	55%	<b>59%</b>	-	-	-	-	*	-	*	-	*	*
<b>STAAR Percent at Advanced Standard</b>															
<b>All Grades</b>															
	All Subjects	2016	18%	21%	<b>35%</b>	-	-	-	-	32%	-	32%	*	32%	33%
	Reading	2016	17%	21%	<b>44%</b>	-	-	-	-	39%	-	39%	*	39%	40%
	Mathematics	2016	19%	24%	<b>38%</b>	-	-	-	-	39%	-	39%	*	39%	40%
	Writing	2016	15%	13%	<b>15%</b>	-	-	-	-	*	-	*	-	*	*
	Science	2016	16%	15%	<b>22%</b>	-	-	-	-	*	-	*	-	*	*
<b>STAAR Percent Met or Exceeded Progress</b>															
<b>All Grades</b>															
	All Subjects	2016	62%	55%	<b>65%</b>	-	-	-	-	64%	-	64%	-	64%	64%

District Name: MALAKOFF ISD  
 Campus Name: MALAKOFF EL  
 Campus Number: 107906102

TEXAS EDUCATION AGENCY  
**Texas Academic Performance Report**  
**2015-16 Campus Performance**  
 Bilingual Education/English as a Second Language

Total Students: 459  
 Grade Span: EE - 05  
 (Current Year ELL Students)

		State	District	Campus	Bilingual Education	BE-Trans Early Exit	BE-Trans Late Exit	BE-Dual Two-Way	BE-Dual One-Way	ESL	ESL Content	ESL Pull-Out	LEP No Services	LEP With Services	Total ELL
<b>STAAR Percent Met or Exceeded Progress</b>															
<b>All Grades</b>															
Reading	2016	60%	53%	<b>66%</b>	-	-	-	-	-	62%	-	62%	-	62%	62%
Mathematics	2016	63%	56%	<b>65%</b>	-	-	-	-	-	67%	-	67%	-	67%	67%
<b>STAAR Percent Exceeded Progress</b>															
<b>All Grades</b>															
All Subjects	2016	17%	14%	<b>22%</b>	-	-	-	-	-	38%	-	38%	-	38%	38%
Reading	2016	16%	14%	<b>28%</b>	-	-	-	-	-	43%	-	43%	-	43%	43%
Mathematics	2016	17%	14%	<b>16%</b>	-	-	-	-	-	33%	-	33%	-	33%	33%
<b>Progress of Prior-Year Non-Proficient Students</b>															
<b>Sum of Grades 4-8</b>															
Reading	2016	35%	38%	<b>50%</b>	-	-	-	-	-	*	-	*	-	*	*

159

District Name: MALAKOFF ISD  
 Campus Name: MALAKOFF EL  
 Campus Number: 107906102

TEXAS EDUCATION AGENCY  
**Texas Academic Performance Report**  
**2015-16 Campus Participation**

Total Students: 459  
 Grade Span: EE - 05  
 School Type: Elementary

	State	District	Campus	African American	Hispanic	White	American Indian	Asian	Pacific Islander	Two or More Races	Special Ed	Econ Disadv	ELL
<b>2016 STAAR Participation (All Grades)</b>													
<b>All Tests</b>													
Test Participant	99%	100%	<b>100%</b>	100%	100%	100%	-	-	-	100%	100%	100%	100%
Included in Accountability	94%	92%	<b>94%</b>	94%	97%	92%	-	-	-	100%	92%	92%	100%
Not Included in Accountability													
Mobile	4%	8%	<b>6%</b>	6%	3%	7%	-	-	-	0%	0%	7%	0%
Other Exclusions	1%	0%	<b>1%</b>	0%	0%	1%	-	-	-	0%	8%	1%	0%
Not Tested	1%	0%	<b>0%</b>	0%	0%	0%	-	-	-	0%	0%	0%	0%
Absent	1%	0%	<b>0%</b>	0%	0%	0%	-	-	-	0%	0%	0%	0%
Other	0%	0%	<b>0%</b>	0%	0%	0%	-	-	-	0%	0%	0%	0%

160

District Name: MALAKOFF ISD  
 Campus Name: MALAKOFF EL  
 Campus Number: 107906102

TEXAS EDUCATION AGENCY  
**Texas Academic Performance Report**  
**2015-16 Campus Attendance and Postsecondary Readiness**

Total Students: 459  
 Grade Span: EE - 05  
 School Type: Elementary

	State	District	Campus	African American	Hispanic	White	American Indian	Asian	Pacific Islander	Two or More Races	Special Ed	Econ Disadv	ELL
<b>Attendance Rate</b>													
2014-15	95.7%	95.9%	<b>96.6%</b>	97.7%	97.3%	96.2%	-	*	-	95.9%	95.3%	96.5%	98.1%
2013-14	95.9%	96.1%	<b>96.9%</b>	98.3%	98.1%	96.3%	-	*	-	95.7%	96.0%	96.8%	98.6%

161

District Name: MALAKOFF ISD  
 Campus Name: MALAKOFF EL  
 Campus Number: 107906102

TEXAS EDUCATION AGENCY  
**Texas Academic Performance Report**  
**2015-16 Campus Profile**

Total Students: 459  
 Grade Span: EE - 05  
 School Type: Elementary

Student Information	----- Campus -----		District	State
	Count	Percent		
Total Students:	459	100.0%	1,297	5,284,252
Students by Grade:				
Early Childhood Education	2	0.4%	0.2%	0.2%
Pre-Kindergarten	37	8.1%	3.8%	4.2%
Kindergarten	63	13.7%	7.6%	7.1%
Grade 1	82	17.9%	9.1%	7.8%
Grade 2	65	14.2%	7.7%	7.8%
Grade 3	68	14.8%	7.9%	7.7%
Grade 4	71	15.5%	7.5%	7.5%
Grade 5	71	15.5%	7.6%	7.5%
Grade 6	0	0.0%	7.2%	7.4%
Grade 7	0	0.0%	7.3%	7.4%
Grade 8	0	0.0%	6.6%	7.3%
Grade 9	0	0.0%	8.1%	8.1%
Grade 10	0	0.0%	6.6%	7.3%
Grade 11	0	0.0%	6.7%	6.7%
Grade 12	0	0.0%	6.2%	6.1%
Ethnic Distribution:				
African American	70	15.3%	12.8%	12.6%
Hispanic	76	16.6%	14.9%	52.2%
White	290	63.2%	68.9%	28.5%
American Indian	0	0.0%	0.2%	0.4%
Asian	2	0.4%	0.3%	4.0%
Pacific Islander	0	0.0%	0.0%	0.1%
Two or More Races	21	4.6%	2.9%	2.1%
Economically Disadvantaged	299	65.1%	64.4%	59.0%
Non-Educationally Disadvantaged	160	34.9%	35.6%	41.0%
English Language Learners (ELL)	50	10.9%	4.8%	18.5%
Students w/ Disciplinary Placements (2014-2015)	0	0.0%	2.1%	1.4%
At-Risk	165	35.9%	38.3%	50.1%
Mobility (2014-2015)	74	19.9%	22.3%	16.5%

162

District Name: MALAKOFF ISD  
 Campus Name: MALAKOFF EL  
 Campus Number: 107906102

TEXAS EDUCATION AGENCY  
**Texas Academic Performance Report**  
**2015-16 Campus Profile**

Total Students: 459  
 Grade Span: EE - 05  
 School Type: Elementary

<b>Student Information</b>	----- Non-Special Education Rates -----			----- Special Education Rates -----		
	<b>Campus</b>	<b>District</b>	<b>State</b>	<b>Campus</b>	<b>District</b>	<b>State</b>
Retention Rates by Grade:						
Kindergarten	2.8%	7.8%	1.9%	0.0%	0.0%	8.2%
Grade 1	13.2%	8.8%	4.1%	23.1%	17.6%	7.4%
Grade 2	10.2%	9.0%	2.7%	50.0%	21.4%	3.4%
Grade 3	3.1%	2.5%	2.0%	0.0%	0.0%	1.6%
Grade 4	1.9%	1.3%	1.0%	0.0%	0.0%	0.8%
Grade 5	3.6%	2.4%	0.9%	10.0%	7.7%	1.0%
Grade 6	-	0.0%	0.6%	-	0.0%	0.8%
Grade 7	-	1.4%	0.8%	-	0.0%	0.9%
Grade 8	-	0.0%	0.8%	-	0.0%	1.3%

<b>Class Size Information</b>	<b>Campus</b>	<b>District</b>	<b>State</b>
Class Size Averages by Grade and Subject (Derived from teacher responsibility records):			
Elementary:			
Kindergarten	15.3	16.0	18.9
Grade 1	20.3	19.1	19.1
Grade 2	15.4	16.0	19.1
Grade 3	16.8	16.8	19.1
Grade 4	17.3	15.4	19.0
Grade 5	22.6	19.2	20.8
Grade 6	-	15.8	20.4
Secondary:			
English/Language Arts	-	14.3	17.1
Foreign Languages	-	18.2	19.1
Mathematics	-	15.3	18.1
Science	-	15.4	19.1
Social Studies	-	16.0	19.5

163

District Name: MALAKOFF ISD  
 Campus Name: MALAKOFF EL  
 Campus Number: 107906102

TEXAS EDUCATION AGENCY  
**Texas Academic Performance Report**  
**2015-16 Campus Profile**

Total Students: 459  
 Grade Span: EE - 05  
 School Type: Elementary

Staff Information	----- Campus -----		District	State
	Count/Average	Percent		
Total Staff	52.3	100.0%	100.0%	100.0%
Professional Staff:	38.7	74.0%	58.7%	64.3%
Teachers	35.5	67.8%	50.6%	50.5%
Professional Support	2.3	4.3%	4.0%	9.8%
Campus Administration (School Leadership)	1.0	1.9%	2.4%	2.9%
Educational Aides:	13.6	26.0%	14.0%	9.6%
Total Minority Staff:	12.4	23.6%	19.6%	48.2%
Teachers by Ethnicity and Sex:				
African American	6.5	18.3%	9.1%	10.1%
Hispanic	0.0	0.0%	0.0%	26.0%
White	29.0	81.7%	90.0%	60.8%
American Indian	0.0	0.0%	0.0%	0.4%
Asian	0.0	0.0%	0.0%	1.5%
Pacific Islander	0.0	0.0%	0.0%	0.2%
Two or More Races	0.0	0.0%	0.9%	1.1%
Males	1.0	2.8%	18.2%	23.5%
Females	34.5	97.2%	81.8%	76.5%
Teachers by Highest Degree Held:				
No Degree	1.0	2.8%	2.7%	1.0%
Bachelors	33.5	94.4%	88.3%	74.7%
Masters	1.0	2.8%	9.0%	23.6%
Doctorate	0.0	0.0%	0.0%	0.6%
Teachers by Years of Experience:				
Beginning Teachers	1.0	2.8%	4.6%	8.1%
1-5 Years Experience	3.0	8.5%	15.7%	27.3%
6-10 Years Experience	8.0	22.5%	19.3%	21.7%
11-20 Years Experience	15.0	42.3%	37.8%	27.3%
Over 20 Years Experience	8.5	24.0%	22.6%	15.7%
Number of Students per Teacher	12.9	n/a	12.0	15.2

164

District Name: MALAKOFF ISD  
 Campus Name: MALAKOFF EL  
 Campus Number: 107906102

TEXAS EDUCATION AGENCY  
**Texas Academic Performance Report**  
**2015-16 Campus Profile**

Total Students: 459  
 Grade Span: EE - 05  
 School Type: Elementary

<b>Staff Information</b>	<b>Campus</b>	<b>District</b>	<b>State</b>
Average Years Experience of Teachers:	13.9	13.6	10.9
Average Years Experience of Teachers with District:	9.2	7.4	7.3
Average Teacher Salary by Years of Experience (regular duties only):			
Beginning Teachers	\$33,247	\$26,820	\$45,507
1-5 Years Experience	\$39,198	\$39,328	\$47,996
6-10 Years Experience	\$42,766	\$44,332	\$50,459
11-20 Years Experience	\$48,558	\$48,946	\$53,794
Over 20 Years Experience	\$54,440	\$55,343	\$60,613
Average Actual Salaries (regular duties only):			
Teachers	\$47,447	\$46,981	\$51,891
Professional Support	\$56,688	\$54,771	\$61,145
Campus Administration (School Leadership)	\$79,320	\$76,063	\$75,654
Instructional Staff Percent:	n/a	66.9%	64.5%
Contracted Instructional Staff (not incl. above):	0.0	0.0	1,914.4

165

District Name: MALAKOFF ISD  
 Campus Name: MALAKOFF EL  
 Campus Number: 107906102

TEXAS EDUCATION AGENCY  
**Texas Academic Performance Report**  
**2015-16 Campus Profile**

Total Students: 459  
 Grade Span: EE - 05  
 School Type: Elementary

Program Information	----- Campus -----		District	State
	Count	Percent		
Student Enrollment by Program:				
Bilingual/ESL Education	49	10.7%	4.6%	18.3%
Career & Technical Education	0	0.0%	24.4%	24.3%
Gifted & Talented Education	19	4.1%	3.7%	7.7%
Special Education	34	7.4%	9.6%	8.6%
Teachers by Program (population served):				
Bilingual/ESL Education	1.0	2.8%	1.2%	5.9%
Career & Technical Education	0.0	0.0%	6.4%	4.4%
Compensatory Education	4.5	12.7%	8.8%	2.9%
Gifted & Talented Education	0.0	0.0%	2.2%	1.9%
Regular Education	25.0	70.4%	71.2%	72.6%
Special Education	5.0	14.1%	10.0%	8.8%
Other	0.0	0.0%	0.2%	3.4%

[Link to:  
 PEIMS Financial Standard Reports/  
 2014-2015 Financial Actual Report](#)

- '^' Indicates that ELL rates at met or exceeded standard and exceeded standard include current and monitored students.
- '\*' Indicates results are masked due to small numbers to protect student confidentiality.
- '-' Indicates zero observations reported for this group.
- 'n/a' Indicates data reporting is not applicable for this group.
- '\*\*' Indicates that rates for Reading and Mathematics are based on the cumulative results from the first and second administrations of STAAR.
- '?' Indicates that the data for this item were statistically improbable, or were reported outside a reasonable range.
- '###' Indicates that PID Error rate information cannot be reported in 2015-16 due to the transition from PEIMS Edit+ to TSDS.

166

# 2015-16 Texas Academic Performance Report

District Name: **MALAKOFF ISD**

Campus Name: **TOOL EL**

Campus Number: **107906104**

This page intentionally left blank.

District Name: MALAKOFF ISD  
 Campus Name: TOOL EL  
 Campus Number: 107906104

TEXAS EDUCATION AGENCY  
**Texas Academic Performance Report**  
**2015-16 Campus Performance**

Total Students: 206  
 Grade Span: PK - 05  
 School Type: Elementary

169

		State	District	Campus	African American	Hispanic	White	American Indian	Asian	Pacific Islander	Two or More Races	Special Ed	Econ Disadv	ELL^
<b>STAAR Percent at Level II Satisfactory Standard or Above</b>														
<b>Grade 3</b>														
Reading	2016	73%	97%	<b>94%</b>	*	*	93%	-	-	-	*	86%	96%	*
Mathematics	2016	75%	95%	<b>88%</b>	*	*	86%	-	-	-	*	*	87%	-
<b>STAAR Percent at Level II Satisfactory Standard or Above</b>														
<b>Grade 4</b>														
Reading	2016	75%	92%	<b>95%</b>	*	*	100%	-	-	-	-	*	92%	*
Mathematics	2016	73%	97%	<b>100%</b>	*	*	100%	-	-	-	-	*	100%	*
Writing	2016	69%	90%	<b>90%</b>	*	*	88%	-	-	-	-	*	82%	*
<b>STAAR Percent at Level II Satisfactory Standard or Above</b>														
<b>Grade 5 **</b>														
Reading	2016	81%	96%	<b>100%</b>	-	*	100%	-	-	-	*	*	100%	*
Mathematics	2016	86%	98%	<b>100%</b>	-	*	100%	-	-	-	*	*	100%	*
Science	2016	74%	89%	<b>84%</b>	-	*	85%	-	-	-	*	*	81%	*
<b>STAAR Percent at Level II Satisfactory Standard or Above</b>														
<b>All Grades</b>														
All Subjects	2016	75%	83%	<b>94%</b>	100%	92%	94%	-	-	-	100%	84%	93%	71%
Reading	2016	73%	81%	<b>96%</b>	*	89%	97%	-	-	-	*	92%	97%	*
Mathematics	2016	76%	86%	<b>95%</b>	*	100%	94%	-	-	-	*	77%	95%	*
Writing	2016	69%	83%	<b>90%</b>	*	*	88%	-	-	-	-	*	82%	*
Science	2016	79%	88%	<b>84%</b>	-	*	85%	-	-	-	*	*	81%	*
<b>STAAR Percent at Postsecondary Readiness Standard</b>														
<b>All Grades</b>														
Two or More Subjects	2016	45%	54%	<b>46%</b>	*	*	47%	-	-	-	*	*	39%	*
Reading	2016	46%	54%	<b>60%</b>	*	*	59%	-	-	-	*	50%	55%	*

District Name: MALAKOFF ISD  
 Campus Name: TOOL EL  
 Campus Number: 107906104

TEXAS EDUCATION AGENCY  
**Texas Academic Performance Report**  
**2015-16 Campus Performance**

Total Students: 206  
 Grade Span: PK - 05  
 School Type: Elementary

170

		State	District	Campus	African American	Hispanic	White	American Indian	Asian	Pacific Islander	Two or More Races	Special Ed	Econ Disadv	ELL^
<b>STAAR Percent at Postsecondary Readiness Standard</b>														
<b>All Grades</b>														
Mathematics	2016	43%	54%	<b>51%</b>	*	*	53%	-	-	-	*	*	42%	*
Writing	2016	41%	44%	<b>58%</b>	*	*	67%	-	-	-	-	*	*	*
Science	2016	47%	55%	<b>21%</b>	-	*	*	-	-	-	*	*	*	*
<b>STAAR Percent at Advanced Standard</b>														
<b>All Grades</b>														
All Subjects	2016	18%	21%	<b>26%</b>	*	*	27%	-	-	-	*	19%	20%	*
Reading	2016	17%	21%	<b>31%</b>	*	*	28%	-	-	-	*	*	24%	*
Mathematics	2016	19%	24%	<b>25%</b>	*	*	27%	-	-	-	*	*	19%	*
Writing	2016	15%	13%	<b>38%</b>	*	*	47%	-	-	-	-	*	*	*
Science	2016	16%	15%	*	-	*	*	-	-	-	*	*	*	*
<b>STAAR Percent Met or Exceeded Progress</b>														
<b>All Grades</b>														
All Subjects	2016	62%	55%	<b>42%</b>	*	*	43%	-	-	-	*	*	32%	*
Reading	2016	60%	53%	<b>36%</b>	*	*	*	-	-	-	*	*	*	*
Mathematics	2016	63%	56%	<b>48%</b>	*	*	50%	-	-	-	*	*	*	*
<b>STAAR Percent Exceeded Progress</b>														
<b>All Grades</b>														
All Subjects	2016	17%	14%	<b>15%</b>	*	*	18%	-	-	-	*	*	11%	*
Reading	2016	16%	14%	<b>11%</b>	*	*	*	-	-	-	*	*	*	*
Mathematics	2016	17%	14%	<b>18%</b>	*	*	24%	-	-	-	*	*	*	*
<b>Progress of Prior-Year Non-Proficient Students</b>														
<b>Sum of Grades 4-8</b>														
Reading	2016	35%	38%	*	-	-	*	-	-	-	-	*	*	-

District Name: MALAKOFF ISD  
 Campus Name: TOOL EL  
 Campus Number: 107906104

TEXAS EDUCATION AGENCY  
**Texas Academic Performance Report**  
**2015-16 Campus Performance**

Total Students: 206  
 Grade Span: PK - 05  
 School Type: Elementary

	State	District	Campus	African American	Hispanic	White	American Indian	Asian	Pacific Islander	Two or More Races	Special Ed	Econ Disadv	ELL	
<b>Student Success Initiative</b>														
<b>Grade 5 Reading</b>														
<b>Students Meeting Level II Standard on First STAAR Administration</b>														
	2016	73%	93%	100%	-	*	100%	-	-	-	*	*	100%	*
<b>Students Requiring Accelerated Instruction</b>														
	2016	27%	7%	*	-	*	*	-	-	-	*	*	*	*
<b>STAAR Cumulative Met Standard</b>														
	2016	80%	96%	100%	-	*	100%	-	-	-	*	*	100%	*
<b>Grade 5 Mathematics</b>														
<b>Students Meeting Level II Standard on First STAAR Administration</b>														
	2016	77%	97%	96%	-	*	95%	-	-	-	*	*	95%	*
<b>Students Requiring Accelerated Instruction</b>														
	2016	23%	*	*	-	*	*	-	-	-	*	*	*	*
<b>STAAR Cumulative Met Standard</b>														
	2016	85%	98%	100%	-	*	100%	-	-	-	*	*	100%	*

171

District Name: MALAKOFF ISD  
 Campus Name: TOOL EL  
 Campus Number: 107906104

TEXAS EDUCATION AGENCY  
**Texas Academic Performance Report**  
**2015-16 Campus Performance**  
 Bilingual Education/English as a Second Language

Total Students: 206  
 Grade Span: PK - 05  
 (Current Year ELL Students)

		State	District	Campus	Bilingual Education	BE-Trans Early Exit	BE-Trans Late Exit	BE-Dual Two-Way	BE-Dual One-Way	ESL	ESL Content	ESL Pull-Out	LEP No Services	LEP With Services	Total ELL	
<b>STAAR Percent at Level II Satisfactory Standard or Above</b>																
<b>All Grades</b>																
	All Subjects	2016	75%	83%	<b>94%</b>	-	-	-	-	-	71%	71%	-	-	71%	71%
	Reading	2016	73%	81%	<b>96%</b>	-	-	-	-	-	*	*	-	-	*	*
	Mathematics	2016	76%	86%	<b>95%</b>	-	-	-	-	-	*	*	-	-	*	*
	Writing	2016	69%	83%	<b>90%</b>	-	-	-	-	-	*	*	-	-	*	*
	Science	2016	79%	88%	<b>84%</b>	-	-	-	-	-	*	*	-	-	*	*
<b>STAAR Percent at Postsecondary Readiness Standard</b>																
<b>All Grades</b>																
	Two or More Subjects	2016	45%	54%	<b>46%</b>	-	-	-	-	-	*	*	-	-	*	*
	Reading	2016	46%	54%	<b>60%</b>	-	-	-	-	-	*	*	-	-	*	*
	Mathematics	2016	43%	54%	<b>51%</b>	-	-	-	-	-	*	*	-	-	*	*
	Writing	2016	41%	44%	<b>58%</b>	-	-	-	-	-	*	*	-	-	*	*
	Science	2016	47%	55%	<b>21%</b>	-	-	-	-	-	*	*	-	-	*	*
<b>STAAR Percent at Advanced Standard</b>																
<b>All Grades</b>																
	All Subjects	2016	18%	21%	<b>26%</b>	-	-	-	-	-	*	*	-	-	*	*
	Reading	2016	17%	21%	<b>31%</b>	-	-	-	-	-	*	*	-	-	*	*
	Mathematics	2016	19%	24%	<b>25%</b>	-	-	-	-	-	*	*	-	-	*	*
	Writing	2016	15%	13%	<b>38%</b>	-	-	-	-	-	*	*	-	-	*	*
	Science	2016	16%	15%	*	-	-	-	-	-	*	*	-	-	*	*
<b>STAAR Percent Met or Exceeded Progress</b>																
<b>All Grades</b>																
	All Subjects	2016	62%	55%	<b>42%</b>	-	-	-	-	-	*	*	-	-	*	*

172

District Name: MALAKOFF ISD  
 Campus Name: TOOL EL  
 Campus Number: 107906104

TEXAS EDUCATION AGENCY  
**Texas Academic Performance Report**  
**2015-16 Campus Performance**  
 Bilingual Education/English as a Second Language

Total Students: 206  
 Grade Span: PK - 05  
 (Current Year ELL Students)

		State	District	Campus	Bilingual Education	BE-Trans Early Exit	BE-Trans Late Exit	BE-Dual Two-Way	BE-Dual One-Way	ESL	ESL Content	ESL Pull-Out	LEP No Services	LEP With Services	Total ELL
<b>STAAR Percent Met or Exceeded Progress</b>															
<b>All Grades</b>															
Reading	2016	60%	53%	<b>36%</b>	-	-	-	-	-	*	*	-	-	*	*
Mathematics	2016	63%	56%	<b>48%</b>	-	-	-	-	-	*	*	-	-	*	*
<b>STAAR Percent Exceeded Progress</b>															
<b>All Grades</b>															
All Subjects	2016	17%	14%	<b>15%</b>	-	-	-	-	-	*	*	-	-	*	*
Reading	2016	16%	14%	<b>11%</b>	-	-	-	-	-	*	*	-	-	*	*
Mathematics	2016	17%	14%	<b>18%</b>	-	-	-	-	-	*	*	-	-	*	*
<b>Progress of Prior-Year Non-Proficient Students</b>															
<b>Sum of Grades 4-8</b>															
Reading	2016	35%	38%	*	-	-	-	-	-	-	-	-	-	-	-

173

District Name: MALAKOFF ISD  
 Campus Name: TOOL EL  
 Campus Number: 107906104

TEXAS EDUCATION AGENCY  
**Texas Academic Performance Report**  
**2015-16 Campus Participation**

Total Students: 206  
 Grade Span: PK - 05  
 School Type: Elementary

	State	District	Campus	African American	Hispanic	White	American Indian	Asian	Pacific Islander	Two or More Races	Special Ed	Econ Disadv	ELL
<b>2016 STAAR Participation (All Grades)</b>													
<b>All Tests</b>													
Test Participant	99%	100%	<b>100%</b>	100%	97%	100%	-	-	-	100%	100%	99%	88%
Included in Accountability	94%	92%	<b>88%</b>	100%	75%	89%	-	-	-	100%	100%	85%	88%
Not Included in Accountability													
Mobile	4%	8%	<b>12%</b>	0%	22%	11%	-	-	-	0%	0%	14%	0%
Other Exclusions	1%	0%	<b>0%</b>	0%	0%	0%	-	-	-	0%	0%	0%	0%
Not Tested	1%	0%	<b>0%</b>	0%	3%	0%	-	-	-	0%	0%	1%	13%
Absent	1%	0%	<b>0%</b>	0%	0%	0%	-	-	-	0%	0%	0%	0%
Other	0%	0%	<b>0%</b>	0%	3%	0%	-	-	-	0%	0%	1%	13%

174

District Name: MALAKOFF ISD  
 Campus Name: TOOL EL  
 Campus Number: 107906104

TEXAS EDUCATION AGENCY  
**Texas Academic Performance Report**  
**2015-16 Campus Attendance and Postsecondary Readiness**

Total Students: 206  
 Grade Span: PK - 05  
 School Type: Elementary

	State	District	Campus	African American	Hispanic	White	American Indian	Asian	Pacific Islander	Two or More Races	Special Ed	Econ Disadv	ELL
<b>Attendance Rate</b>													
2014-15	95.7%	95.9%	<b>95.5%</b>	*	97.0%	95.4%	-	-	-	*	94.1%	95.5%	*
2013-14	95.9%	96.1%	<b>95.4%</b>	*	95.8%	95.3%	*	-	-	*	93.7%	95.4%	*

175

District Name: MALAKOFF ISD  
 Campus Name: TOOL EL  
 Campus Number: 107906104

TEXAS EDUCATION AGENCY  
**Texas Academic Performance Report**  
**2015-16 Campus Profile**

Total Students: 206  
 Grade Span: PK - 05  
 School Type: Elementary

Student Information	----- Campus -----		District	State
	Count	Percent		
Total Students:	206	100.0%	1,297	5,284,252
Students by Grade:				
Early Childhood Education	0	0.0%	0.2%	0.2%
Pre-Kindergarten	12	5.8%	3.8%	4.2%
Kindergarten	35	17.0%	7.6%	7.1%
Grade 1	36	17.5%	9.1%	7.8%
Grade 2	35	17.0%	7.7%	7.8%
Grade 3	35	17.0%	7.9%	7.7%
Grade 4	26	12.6%	7.5%	7.5%
Grade 5	27	13.1%	7.6%	7.5%
Grade 6	0	0.0%	7.2%	7.4%
Grade 7	0	0.0%	7.3%	7.4%
Grade 8	0	0.0%	6.6%	7.3%
Grade 9	0	0.0%	8.1%	8.1%
Grade 10	0	0.0%	6.6%	7.3%
Grade 11	0	0.0%	6.7%	6.7%
Grade 12	0	0.0%	6.2%	6.1%
Ethnic Distribution:				
African American	3	1.5%	12.8%	12.6%
Hispanic	18	8.7%	14.9%	52.2%
White	180	87.4%	68.9%	28.5%
American Indian	0	0.0%	0.2%	0.4%
Asian	0	0.0%	0.3%	4.0%
Pacific Islander	0	0.0%	0.0%	0.1%
Two or More Races	5	2.4%	2.9%	2.1%
Economically Disadvantaged	158	76.7%	64.4%	59.0%
Non-Educationally Disadvantaged	48	23.3%	35.6%	41.0%
English Language Learners (ELL)	6	2.9%	4.8%	18.5%
Students w/ Disciplinary Placements (2014-2015)	1	0.4%	2.1%	1.4%
At-Risk	94	45.6%	38.3%	50.1%
Mobility (2014-2015)	46	25.7%	22.3%	16.5%

176

District Name: MALAKOFF ISD  
 Campus Name: TOOL EL  
 Campus Number: 107906104

TEXAS EDUCATION AGENCY  
**Texas Academic Performance Report**  
**2015-16 Campus Profile**

Total Students: 206  
 Grade Span: PK - 05  
 School Type: Elementary

<b>Student Information</b>	----- Non-Special Education Rates -----			----- Special Education Rates -----		
	<b>Campus</b>	<b>District</b>	<b>State</b>	<b>Campus</b>	<b>District</b>	<b>State</b>
Retention Rates by Grade:						
Kindergarten	19.4%	7.8%	1.9%	0.0%	0.0%	8.2%
Grade 1	0.0%	8.8%	4.1%	0.0%	17.6%	7.4%
Grade 2	6.7%	9.0%	2.7%	10.0%	21.4%	3.4%
Grade 3	0.0%	2.5%	2.0%	0.0%	0.0%	1.6%
Grade 4	0.0%	1.3%	1.0%	0.0%	0.0%	0.8%
Grade 5	0.0%	2.4%	0.9%	0.0%	7.7%	1.0%
Grade 6	-	0.0%	0.6%	-	0.0%	0.8%
Grade 7	-	1.4%	0.8%	-	0.0%	0.9%
Grade 8	-	0.0%	0.8%	-	0.0%	1.3%

<b>Class Size Information</b>	<b>Campus</b>	<b>District</b>	<b>State</b>
Class Size Averages by Grade and Subject (Derived from teacher responsibility records):			
Elementary:			
Kindergarten	17.5	16.0	18.9
Grade 1	17.0	19.1	19.1
Grade 2	17.2	16.0	19.1
Grade 3	16.8	16.8	19.1
Grade 4	12.3	15.4	19.0
Grade 5	13.2	19.2	20.8
Grade 6	-	15.8	20.4
Secondary:			
English/Language Arts	-	14.3	17.1
Foreign Languages	-	18.2	19.1
Mathematics	-	15.3	18.1
Science	-	15.4	19.1
Social Studies	-	16.0	19.5

177

District Name: MALAKOFF ISD  
 Campus Name: TOOL EL  
 Campus Number: 107906104

TEXAS EDUCATION AGENCY  
**Texas Academic Performance Report**  
**2015-16 Campus Profile**

Total Students: 206  
 Grade Span: PK - 05  
 School Type: Elementary

Staff Information	----- Campus -----		District	State
	Count/Average	Percent		
Total Staff	23.0	100.0%	100.0%	100.0%
Professional Staff:	18.2	79.1%	58.7%	64.3%
Teachers	17.0	73.6%	50.6%	50.5%
Professional Support	0.3	1.1%	4.0%	9.8%
Campus Administration (School Leadership)	1.0	4.3%	2.4%	2.9%
Educational Aides:	4.8	20.9%	14.0%	9.6%
Total Minority Staff:	0.9	3.9%	19.6%	48.2%
Teachers by Ethnicity and Sex:				
African American	0.0	0.0%	9.1%	10.1%
Hispanic	0.0	0.0%	0.0%	26.0%
White	17.0	100.0%	90.0%	60.8%
American Indian	0.0	0.0%	0.0%	0.4%
Asian	0.0	0.0%	0.0%	1.5%
Pacific Islander	0.0	0.0%	0.0%	0.2%
Two or More Races	0.0	0.0%	0.9%	1.1%
Males	1.0	5.9%	18.2%	23.5%
Females	16.0	94.1%	81.8%	76.5%
Teachers by Highest Degree Held:				
No Degree	2.0	11.5%	2.7%	1.0%
Bachelors	14.0	82.6%	88.3%	74.7%
Masters	1.0	5.9%	9.0%	23.6%
Doctorate	0.0	0.0%	0.0%	0.6%
Teachers by Years of Experience:				
Beginning Teachers	2.0	11.5%	4.6%	8.1%
1-5 Years Experience	7.0	41.3%	15.7%	27.3%
6-10 Years Experience	5.0	29.5%	19.3%	21.7%
11-20 Years Experience	2.0	11.8%	37.8%	27.3%
Over 20 Years Experience	1.0	5.9%	22.6%	15.7%
Number of Students per Teacher	12.1	n/a	12.0	15.2

178

District Name: MALAKOFF ISD  
 Campus Name: TOOL EL  
 Campus Number: 107906104

TEXAS EDUCATION AGENCY  
**Texas Academic Performance Report**  
**2015-16 Campus Profile**

Total Students: 206  
 Grade Span: PK - 05  
 School Type: Elementary

<b>Staff Information</b>	<b>Campus</b>	<b>District</b>	<b>State</b>
Average Years Experience of Teachers:	6.8	13.6	10.9
Average Years Experience of Teachers with District:	4.4	7.4	7.3
Average Teacher Salary by Years of Experience (regular duties only):			
Beginning Teachers	\$20,059	\$26,820	\$45,507
1-5 Years Experience	\$38,577	\$39,328	\$47,996
6-10 Years Experience	\$43,694	\$44,332	\$50,459
11-20 Years Experience	\$48,114	\$48,946	\$53,794
Over 20 Years Experience	\$54,796	\$55,343	\$60,613
Average Actual Salaries (regular duties only):			
Teachers	\$40,030	\$46,981	\$51,891
Professional Support	\$65,656	\$54,771	\$61,145
Campus Administration (School Leadership)	\$66,188	\$76,063	\$75,654
Instructional Staff Percent:	n/a	66.9%	64.5%
Contracted Instructional Staff (not incl. above):	0.0	0.0	1,914.4

179

District Name: MALAKOFF ISD  
 Campus Name: TOOL EL  
 Campus Number: 107906104

TEXAS EDUCATION AGENCY  
**Texas Academic Performance Report**  
**2015-16 Campus Profile**

Total Students: 206  
 Grade Span: PK - 05  
 School Type: Elementary

Program Information	----- Campus -----		District	State
	Count	Percent		
Student Enrollment by Program:				
Bilingual/ESL Education	5	2.4%	4.6%	18.3%
Career & Technical Education	0	0.0%	24.4%	24.3%
Gifted & Talented Education	1	0.5%	3.7%	7.7%
Special Education	24	11.7%	9.6%	8.6%
Teachers by Program (population served):				
Bilingual/ESL Education	0.2	1.0%	1.2%	5.9%
Career & Technical Education	0.0	0.0%	6.4%	4.4%
Compensatory Education	1.7	9.8%	8.8%	2.9%
Gifted & Talented Education	0.2	1.0%	2.2%	1.9%
Regular Education	14.0	82.3%	71.2%	72.6%
Special Education	1.0	5.9%	10.0%	8.8%
Other	0.0	0.0%	0.2%	3.4%

[Link to:  
 PEIMS Financial Standard Reports/  
 2014-2015 Financial Actual Report](#)

- '^' Indicates that ELL rates at met or exceeded standard and exceeded standard include current and monitored students.
- '\*' Indicates results are masked due to small numbers to protect student confidentiality.
- '-' Indicates zero observations reported for this group.
- 'n/a' Indicates data reporting is not applicable for this group.
- '\*\*' Indicates that rates for Reading and Mathematics are based on the cumulative results from the first and second administrations of STAAR.
- '?' Indicates that the data for this item were statistically improbable, or were reported outside a reasonable range.
- '###' Indicates that PID Error rate information cannot be reported in 2015-16 due to the transition from PEIMS Edit+ to TSDS.

180

# Malakoff Independent School District

1308 FM 3062

Malakoff, TX 75148

**Whereas:** Since the mid-1970's, the State of Texas has recognized the diseconomy of scale of small/rural schools by providing a formula that adjusts for the high cost of small classes in schools with less than 1600 pupils in attendance. However, when legislation was put forward to provide help for these small schools, many in the legislature at that time felt that some of these small schools were small by choice and should, therefore; be consolidated. The idea of encouraging consolidation obtained a majority of thought and the decision was made that small school districts with less than 300 mi.<sup>2</sup> within their boundary should be encouraged to consolidate by funding them by a factor of 0.15 within the formula less than those districts above 300 mi.<sup>2</sup>, and

**Whereas:** this factor would cause a funding discrepancy of 3% to 35% between school districts that would range in size from 200 to 1400 students within districts with less than 1600 students in attendance, and

**Whereas:** there are many school districts with less than 1600 students in attendance and less than 300 mi.<sup>2</sup> within their boundaries whose campuses are located within a community that is a county seat and, therefore; do not have the ability to attach themselves to another school district unwilling to consolidate or direct another school district within their county to consolidate with them, and

**Whereas:** students within a school district with less than 1600 students in attendance and less than 300 mi.<sup>2</sup> within their boundaries and adjacent to a similar school districts with less than 1600 students in attendance above 300 mi.<sup>2</sup> within their boundaries and with the same tax rate will not be able to receive the same services as the students in this adjacent districts, and

**Whereas:** taxpayers within school districts with less than 1600 students in attendance and less than 300 mi.<sup>2</sup> within their boundaries in order to provide their students with the same services as neighboring school districts with less than 1600 students in attendance and above 300 mi.<sup>2</sup> within their boundaries

must have a higher tax rate than their neighboring school district by up to 35%, and

**Whereas:** the State of Texas has now created Public Charter Schools throughout the state, most of which have less than 1600 pupils in attendance and suffer no penalty for their size, and

**Whereas:** since this penalty against small/rural school districts has been in effect for over 40 years and has contributed to very few consolidations, in fact most of the consolidations have been due to the lack of students rather than revenue, it is time for the State of Texas to stop penalizing students and taxpayers for where they reside, and

**Therefore, be it resolved that:** the Trustees of Malakoff Independent School District do hereby direct their Legislative representatives: Senator Robert Nichols and Representative John Wray to author, co-author, and/or support to final passage legislation that will correct this more than 40 yearold penalty against small/rural school districts with less than 1600 students in attendance and less than 300 mi.<sup>2</sup> within their boundaries.

Signed:

President \_\_\_\_\_

Member \_\_\_\_\_

Vice President \_\_\_\_\_

Member \_\_\_\_\_

Secretary \_\_\_\_\_

Member \_\_\_\_\_

Member \_\_\_\_\_

BOARD OF TRUSTEES  
MALAKOFF INDEPENDENT SCHOOL DISTRICT

Resolution  
Concerning the A-F Accountability Rating System for Texas Public  
Schools

STATEOFTEXAS     §  
                          §  
                          §

**WHEREAS**, the Texas Legislature has enacted legislation that requires the Commissioner of Education to implement a public school rating system that would assign A through F grades to schools and districts beginning with the 2017-18 school year; and

**WHEREAS**, at least 16 states have implemented a similar rating system utilizing A through F grades for schools and districts and, to date, there is no definitive research that suggests these ratings have improved student or school performance; and

**WHEREAS**, in a recent statewide survey conducted by the State Board of Education, an overwhelming majority of Texans do not want high-stakes, standardized test scores to serve as the primary basis for a public school rating system; and

**WHEREAS**, the majority (55%) of the A through F grades are based on the State of Texas Assessment of Academic Readiness (STAAR), a high-stakes, standardized test that does not accurately measure student learning; and

**WHEREAS**, the STAAR provides little meaningful information to guide student learning, inform teachers or report academic progress to parents; and

**WHEREAS**, the Commissioner's proposed rating system utilizing A through F grades for schools and districts includes five domains and numerous unrelated indicators to determine a single grade, leaving the public with an invalid, disconnected reflection of school quality; and

**WHEREAS**, the Commissioner's proposed rating system utilizing A through F grades for schools, and districts creates a false impression about students, ignores the unique strengths of each school, and unfairly reduces each student's worth to the school's assigned grade; and

**WHEREAS**, we believe in the tenets set out in *Creating a New Vision for Public Education in Texas* (TASA, 2008) and our goal is to transform education in Malakoff District in accordance with these tenets; and

**WHEREAS**, we embrace meaningful accountability that informs students, parents, and teachers about the learning needs of each student and each school; and

**WHEREAS**, we believe our state's future prosperity relies on a high-quality education system that prepares students for college and careers, and without such a system Texas' economic competitiveness and ability to attract new business will falter; now, therefore, be it

**RESOLVED**, that the Malakoff District Board of Trustees calls on the Texas Legislature to repeal the rating system utilizing A through F grades for schools and districts and develop a community-based accountability system that empowers school districts to design their own internal systems of assessment and accountability that, while meeting general state standards, allows districts to innovate and customize curriculum and instruction to meet the needs and interests of each student and their communities; and, be it further

**RESOLVED**, that this new system should reduce the use of high-stakes, standardized tests, encompass multiple assessments, reflect greater validity, and, more accurately reflect what students know and can do in terms of the rigorous standards.

PASSED AND APPROVED on this 19<sup>th</sup> day of January, 2017

By: \_\_\_\_\_  
Name: Rick Vieregge  
Title: President

By: \_\_\_\_\_  
Name: Dustin Youngman  
Title: Vice President

By: \_\_\_\_\_  
Name: Tim Mattingly  
Title: Secretary

By: \_\_\_\_\_  
Name: Duana Busch  
Title: Board Member

By: \_\_\_\_\_  
Name: Jason Dalrymple  
Title: Board Member

By: \_\_\_\_\_  
Name: Peggy Dewberry  
Title: Board Member

By: \_\_\_\_\_  
Name: Mike Monroe  
Title: Board Member

**RESOLUTION NO. 2017-1**

WHEREAS, Malakoff Independent School District situated in Henderson County has purchased properties at tax sales and the period of redemption has expired on each property (**Property listed on the attached Exhibit "A"**), and

WHEREAS, Malakoff Independent School District is entitled to receive proceeds from any resale of these properties, and

WHEREAS, the Texas Property Tax Code in Section 34.05 provides that a taxing unit may, by resolution, request the Sheriff to sell the properties at a public sale. The officer conducting the sale may reject or accept bids he deems sufficient and upon acceptance, the officer shall execute a deed conveying the right, title, and interest acquired or held by each taxing unit that was a party to the judgment foreclosing the tax liens on these properties, and

WHEREAS, Malakoff Independent School District wishes to avail itself of the procedure for disposal of these properties previously acquired through tax foreclosure sales,

**NOW THEREFORE BE IT RESOLVED BY THE**

**Board of Trustees of Malakoff Independent School District, Henderson County, Texas**

That the Sheriff of Henderson County is hereby requested to sell properties presented to him for Malakoff Independent School District, said properties to be only those which are held by the taxing entity after the period of redemption has expired.

Resolved this the 19th day of January, 2017, 2016.

Attest:

\_\_\_\_\_  
President, Board of Trustees  
Malakoff Independent School District

\_\_\_\_\_  
Board Secretary  
{seal}

Those Voting Aye Were:

Those Voting Nay Were:

\_\_\_\_\_  
\_\_\_\_\_  
\_\_\_\_\_  
\_\_\_\_\_  
\_\_\_\_\_

\_\_\_\_\_  
\_\_\_\_\_  
\_\_\_\_\_  
\_\_\_\_\_  
\_\_\_\_\_

**EXHIBIT "A"**

**STRUCK-OFF PROPERTES TO BE ADVERTISED FOR FEBRUARY 7, 2017 SHERIFF'S TAX SALE**

<u>Suit #</u>	<u>Description</u>	<u>Appraised Value</u>	<u>Struck-off Date</u>
0199A Malakoff ISD vs. Wm. Harlan Phipps	Lot 99, Sec. A, Beachwood Estates Subdivision	\$2,700.00	<u>Aug. 6, 2013</u>
20,771A Malakoff ISD vs. Henry Hardin	Lot 40, Blk 2, Esquire Estates Subdivision	\$5,800.00	<u>April 2, 2013</u>
20,893A Malakoff ISD vs. Roy A. Mazzone, et al	Lot 29, Sec. D, Beachwood Estates Subdivision	\$1,500.00	<u>May 6, 2014</u>
20,894A Malakoff ISD vs. J.D. Newman, et al	Lot 167, Sec. D, Beachwood Estates Subdivision	\$500.00	<u>May 6, 2014</u>
20,897BA Malakoff ISD vs. Linda Weaver, et al	Lot 137, Sec. D, Beachwood Estates Subdivision	\$500.00	<u>Nov. 5, 2013</u>
20,898A Malakoff ISD vs. Edward L. Wilbanks, et al	Lot 32, Sec. D, Beachwood Estates Subdivision Lot 33, Sec. D, Beachwood Estates Subdivision	\$1,500.00 \$1,500.00	<u>Nov. 5, 2013</u>
20,908A Malakoff ISD vs. Jessie RayWilliams, et al	Lot 88, Sec. D, Beachwood Estates Subdivision	\$500.00	<u>May 6, 2014</u>
21,346C Malakoff ISD vs. Darrell Sharp, et al	East ½ of Lot 11, Blk 8, Kirby-Royall-Phillips Parkview Addn., City of Malakoff	\$29,970.00	<u>Nov. 5, 2013</u>
21,586C Malakoff ISD vs. Corsicana-Area Chamber Foundation	Lot 357, Sec. 1, Point La Vista Subdivision, Cedar Creek Lake	\$3,600.00	<u>Nov. 5, 2013</u>

LINEBARGER GOGGAN BLAIR & SAMPSON, LLP

ATTORNEYS AT LAW  
1517 W. FRONT – SUITE 202  
TYLER, TX 75702

Telephone (903) 597-2897  
FAX (903) 597-2402

December 7, 2016

Randy Perry, Superintendent  
Malakoff Independent School District  
1038 FM 3062  
Malakoff, TX 75148

**RE: Proposed Resolution to offer Struck-off Property at Sheriff's Tax Foreclosure Sale**

Dear Mr. Perry:

Please consider our request to be placed on the next scheduled School Board meeting agenda in reference to the enclosed proposed Resolution with Exhibit listing the Struck-off property to be offered for Re-Sale by the Sheriff at public auction after the period of redemption has expired.

This property will be advertised for the February 7, 2017, Henderson County Sheriff's Tax Foreclosure Sale.

We appreciate your assistance in this matter, and if you have any questions please give me a call.

Very truly yours,



Lauren Conley  
Area Manager

LC/jfHenderson/ resoluis