Board of Education Regular Meeting for Final Payment of Bills & EOY Transfers

Girl's Wrestling Room
P.O. Box 8400
Ravenna, NE 68869-8400

Wednesday, August 26, 2026 12:00 PM

Kelly Bock: Present

Misti Fiddelke: Present

Micah Miigerl: Absent

Ryan Osten: Present

Dawn Standage: Absent

Mike Voelker: Present

1. Call to Order and Roll Call - Open Meeting Law

2. Excuse Absent Board Members
   Motion to excuse absent board members, Micah Miigerl & Dawn Standage Passed with a motion by Kelly Bock and a second by Ryan Osten.
   Kelly Bock: Yea, Misti Fiddelke: Yea, Micah Miigerl: Yea, Ryan Osten: Yea, Dawn Standage: Yea, Mike Voelker: Yea
   Yea: 6, Nay: 0

3. The Pledge of Allegiance

4. Recitation of School Mission Statement: ***Preparing Students Today to Succeed Tomorrow: Family-Community-School***

5. Recitation of Board Mission Statement: ***Providing collaborative leadership to prepare students today to succeed tomorrow.***

6. Consent Agenda
   Motion to approve the consent agenda Passed with a motion by Ryan Osten and a second by Mike Voelker.
   Kelly Bock: Yea, Misti Fiddelke: Yea, Micah Miigerl: Yea, Ryan Osten: Yea, Dawn Standage: Yea, Mike Voelker: Yea
   Yea: 6, Nay: 0

6.1. Notice of Meeting Publication: The public notice for this meeting was published on the Ravenna Public Schools Website

6.2. Discuss, consider, and take all necessary action to minutes

6.3. Discuss, consider, and take all necessary action to bills

7. Information and Action Items

7.1. Discuss, consider, and take all action necessary to transfer $25,000 from the General Fund to the Lunch Fund
   Motion to transfer $25,000 from the General Fund to the Lunch Fund Passed with a motion by Ryan Osten and a second by Kelly Bock.
   Kelly Bock: Yea, Misti Fiddelke: Yea, Ryan Osten: Yea, Mike Voelker: Yea
   Yea: 4, Nay: 0

7.2. Discuss, consider, and take all action necessary to transfer $53,805.31 from the General Fund to the Activities Fund
   Motion to transfer $53,805.31 from the General Fund to the Activities Fund. Passed with a motion by Kelly Bock and a second by Mike Voelker.
   Kelly Bock: Yea, Misti Fiddelke: Yea, Ryan Osten: Yea, Mike Voelker: Yea
   Yea: 4, Nay: 0

7.3. Request to Address the Board and Correspondence

8. Discussion Items

8.1. Discuss, consider, and take all action necessary to the 2026-27 budget

9. Superintendent's Report

10. Adjournment

Board of Education Regular Meeting

High School Library
P.O. Box 8400
Ravenna, NE 68869-8400

Monday, August 10, 2026 7:00 PM

Kelly Bock:	Present
Misti Fiddelke:	Present
Micah Miigerl:	Present
Ryan Osten:	Present
Dawn Standage:	Present
Mike Voelker:	Present

1. Call to Order and Roll Call - Open Meeting Law

2. Excuse Absent Board Members

3. The Pledge of Allegiance

4. Recitation of School Mission Statement: ***Preparing Students Today to Succeed Tomorrow: Family-Community-School***

5. Recitation of Board Mission Statement: ***Providing collaborative leadership to prepare students today to succeed tomorrow.***

6. Approval of Agenda
Motion to approve the agenda passed with a motion by Ryan Osten and a second by Mike Voelker.

7. Financial Report

8. Consent Agenda
Motion to approve the consent agenda passed with a motion by Mike Voelker and a second by Kelly Bock.

8.1. Discuss, consider, and take all necessary action to minutes

8.2. Discuss, consider, and take all necessary action to bills

8.3. Notice of Meeting Publication: The public notice for the Regular August 10th Board Meeting was published on the school's website at: https://www.ravennabluejays.org/ as per the designated meeting notice method selected by the Ravenna Board of Education in Board Policy #2008.

8.4. Discuss, consider, and take all action to declare old wrestling mat as surplus for immediate sale or disposal

9. Blue Jay Celebration of Success - None this month

10. Artist of the Month - None This Month

11. Request to Address the Board and Correspondence

12. Information and Action Items

12.1. Discuss, consider, and take all action necessary to the Regular September Board Meeting, Budget Hearing, & Property Tax Request Hearing Dates
Motion to hold the regular September Board Meeting, 2026 Budget Hearing, & 2026 Property Tax Request Hearing on Wednesday, September 16th, passed with a motion by Ryan Osten and a second by Mike Voelker.

13. Discussion Items

13.1. Discuss, consider, and take all action necessary to the Ravenna Bond Building Project & Take Building Tour

13.2. Discuss, consider, and take all action necessary to the 2026-27 Ravenna Public Schools Budget Workshop

14. Elementary Principal's Report

15. Secondary Principal's Report

16. Superintendent's Report

17. Board Report

18. Positive Comments

19. Adjournment
Motion to adjourn at 8:20 passed with a motion by Misti Fiddelke and a second by Micah Miigerl.

August 25th, 2026

Transfer(loan) $53,805.31 to the Activity Fund from the General Fund for the end of year transfer to cover cost for 2025-2026.

Signed by: Kenneth Schadt

Nebraska Association of School Boards
All Lines Interlocal Cooperative Aggregate Pool

NASB ALICAP PREMIUM CONTRIBUTION BILLING STATEMENT

Original notice for policy year 2026-2027

9/1/26 through 8/31/27

Name of School District/ESU: **Ravenna Public Schools**

Workers Compensation:

Class Code	Original estimated payroll		9/1/26 Pool Rates	Cost
8868	$4,352,296	X	.0037	$16,103
9101	$108,602	X	.0317	$3,443
7380	$166,561	X	.0514	$8,561
Total	$4,627,459			

01 1100 271 001 000 5553.21
01 1100 271 002 000 5553.22
01 2510 270 000 000 2788.83
01 2710 270 000 000 693441

Base premium contribution	$28,107	
Experience Modifier (*times*)	0.81	
Modified Premium	$22,767	
Premium Size Discount (*less*)	$1,937	
contribution required per estimated payroll figures		**$20,830**

Property, Liability, Boiler and Machinery, Errors and Omissions: **$100,778**

Contribution Due for 26-27 policy year **$121,608**

Credits:

01 2610 520 001 000 38391.60
01 2610 520 002 000 38391.60
01 2710 520 000 000 19196.13

Owner Dividend Credit	($4,799)
Loss Control Credit	0
Total Credit	**($4,799)**

05979

Net Contribution Due for 26/27 Policy Year **$116,809**

Legend of Classification Codes:
8868 = Professional employees, teachers, administrators, aides and clerical
9101 = Custodians, cooks, and all other employees
7380 = Bus Drivers

PLEASE MAKE CHECKS PAYABLE TO AND REMIT TO
NASB ALICAP
1311 Stockwell Street
Lincoln, NE 68502

Billing is subject to adjustment based upon audited payroll figures or upon any applicable statutory requirement.

Payment due no later than September 30, 2026

Nebraska Association of School Boards
All Lines Interlocal Cooperative Aggregate Pool

NASB ALICAP PREMIUM CONTRIBUTION BILLING STATEMENT

Original notice for policy year 2026-2027

9/1/26 through 8/31/27

Name of School District/ESU: **Ravenna Public Schools**

Workers Compensation:

Class Code	Original estimated payroll		9/1/26 Pool Rates	Cost
8868	$4,352,296	X	.0037	$16,103
9101	$108,602	X	.0317	$3,443
7380	$166,561	X	.0514	$8,561
Total	$4,627,459			

Base premium contribution	$28,107	
Experience Modifier (*times*)	0.81	
Modified Premium	$22,767	
Premium Size Discount (*less*)	$1,937	
contribution required per estimated payroll figures		**$20,830**

Property, Liability, Boiler and Machinery, Errors and Omissions: **$100,778**

Contribution Due for 26-27 policy year **$121,608**

Credits:

Owner Dividend Credit	($4,799)
Loss Control Credit	0
Total Credit	**($4,799)**

Net Contribution Due for 26/27 Policy Year **$116,809**

Legend of Classification Codes:
8868 = Professional employees, teachers, administrators, aides and clerical
9101 = Custodians, cooks, and all other employees
7380 = Bus Drivers

PLEASE MAKE CHECKS PAYABLE TO AND REMIT TO
NASB ALICAP
1311 Stockwell Street
Lincoln, NE 68502

Billing is subject to adjustment based upon audited payroll figures or upon any applicable statutory requirement.

Payment due no later than September 30, 2026

Nebraska Association of School Boards
All Lines Interlocal Cooperative Aggregate Pool

NASB ALICAP PREMIUM CONTRIBUTION BILLING STATEMENT

Endorsement for policy year 2025-2026

10/15/2025 through 8/31/26

Name of School District/ESU: **Ravenna Public Schools - Builders Risk**

Workers Compensation:

Class Code	Original estimated payroll		9/1/25 Pool Rates	Cost
8868		X	.0038	$
9101		X	.0343	$
7380		X	.0582	$ 0
Total	$			

Base premium contribution	$
Experience Modifier (*times*)	1.00
Modified Premium	$
Premium Size Discount (*less*)	$
contribution required per estimated payroll figures	$

Property, Liability, Boiler and Machinery, Errors and Omissions: **$5,443**

012610 570 001 000
012610 570 002 000

Contribution Due for 25-26 policy year **$5,443**
(Pro-rated for partial year)

Net Contribution Due for 25/26 Policy Year **$5,443**

Legend of Classification Codes:
8868 = Professional employees, teachers, administrators, aides and clerical
9101 = Custodians, cooks, and all other employees
7380 = Bus Drivers

PLEASE MAKE CHECKS PAYABLE TO AND REMIT TO
NASB ALICAP
1311 Stockwell Street
Lincoln, NE 68502

Billing is subject to adjustment based upon audited payroll figures or upon any applicable statutory requirement.

Nebraska Association of School Boards
All Lines Interlocal Cooperative Aggregate Pool

NASB ALICAP PREMIUM CONTRIBUTION BILLING STATEMENT

Endorsement for policy year 2025-2026

10/15/2025 through 8/31/26

Name of School District/ESU: **Ravenna Public Schools - Builders Risk**

Workers Compensation:

Class Code	Original estimated payroll		9/1/25 Pool Rates	Cost
8868		X	.0038	$
9101		X	.0343	$
7380		X	.0582	$ 0
Total	$			

Base premium contribution	$
Experience Modifier (*times*)	1.00
Modified Premium	$
Premium Size Discount (*less*)	$
contribution required per estimated payroll figures	$

Property, Liability, Boiler and Machinery, Errors and Omissions: **$5,443**

Contribution Due for 25-26 policy year **$5,443**

(Pro-rated for partial year)

Net Contribution Due for 25/26 Policy Year **$5,443**

Legend of Classification Codes:
8868 = Professional employees, teachers, administrators, aides and clerical
9101 = Custodians, cooks, and all other employees
7380 = Bus Drivers

PLEASE MAKE CHECKS PAYABLE TO AND REMIT TO
NASB ALICAP
1311 Stockwell Street
Lincoln, NE 68502

Billing is subject to adjustment based upon audited payroll figures or upon any applicable statutory requirement.

Nebraska Association of School Boards

All Lines Interlocal Cooperative Aggregate Pool

DATE: August 1, 2026

TO: All ALICAP member districts/ESU's

FROM: Megan Boldt – Director of ALICAP

SUBJECT: 2026-2027 Billing Statements

2026-2027 ALICAP Billing Statement Enclosed: Enclosed you will find your district's/ESU's 26-27 renewal billing statement. Please review this document and remit payment no later than September 30, 2026.

Breakdown of premium: Below is the package premium breakdown: Please share this information with your district/ESU's business manager.

Property = 62%
General Liability = 8%
Umbrella = 6%
Errors & Omissions = 4%
Auto= 20%

$2.6 Million Dividend: The ALICAP Board of Trustess declared a $2.6 million dollar dividend for the 2026-2027 policy year. This is another large dividend being returned to you, the OWNER! As always, this comes to your district/ESU in the form of a credit on your billing statement. We encourage Superintendents/Administrators to share this great news with the districts/ESUs board.

Thank you for another successful year with ALICAP!

August 25th, 2026

Transfer(loan) $25,000 to the Lunch Fund from the General Fund for the end of year transfer August 2026.

Signed by: Kenneth Schroeder

SAVVAS
LEARNING COMPANY

Savvas Learning Company LLC

15 East Midland Avenue
Suite 502
Paramus, NJ 07652

NOTE: This address does not accept direct payments

ACCT.# 2297285

INVOICE # 7029378470

Internal use only #	: 7029378470
Purchase Order #	: 2627ELA78
Order Number #	: 1009827682
Invoice Date	: 08/06/2026
Payment Due	: 09/05/2026

BILL - TO 000989
RAVENNA SCHOOL DISTRICT #69
PO BOX 8400
41750 CARTHAGE
RAVENNA NE 68869

SHIP - TO
NOAH MAULSBY
RAVENNA SCHOOL DISTRICT #69
PO BOX 8400
41750 CARTHAGE
RAVENNA NE 68869 USA
ACCT.# 2297285

ORIGINAL INVOICE

Title/Description	Copyright	ISBN13/Material#	Quantity	Unit price	Discount	Extended Price
MMTLIT27 MMTM LT ADD-ON 3-YR DL GR 7	2027	979821356744-1	33	$ 30.00	NET	$ 990.00
MMTLIT27 MMTM LT ADD-ON 3-YR DL GR 8	2027	979821356745-8	33	$ 30.00	NET	$ 990.00

According to our records, your order is now complete.

PRODUCT CHARGE	$	1,980.00
SHIPPING/HANDLING	$	69.34
-TOTAL	$	2,049.34
AMOUNT DUE	**$**	**2,049.34**

02 2900 643001 000

Invoice Payment Instructions

Electronic payment

Electronic Payments
Account Name : Savvas Learning Company LLC
Bank : Bank of America
Currency: U.S. Dollar
Account Number : 3752176289
ACH ABA Routing : 111000012
Wire ABA Routing : 026009593
SWIFT Code : BOFAUS3N
To pay by credit card, use mysavvasorders.savvas.com, where you can also place and track orders and more. ,
For questions on credit card payments contact: 844-330-1119.

Federal ID: 84-3531648

Mail Checks to
Savvas Learning Company LLC
PO Box 409496
Atlanta,GA 30384-9496

Checks received at Savvas locations will be returned.

DUNS: 116977718

Customer Care & Returns
Visit https://support.savvas.com for customer support

Return authorizations must be requested within 30 days of receiving product

U.S.Customer Service: 800-848-9500
International: 800-423-6537 or 210-504-3058

For further information onour terms and conditions please visithttps://www.savvas.com/legal/terms-and-conditions

Deprecated

SAVVAS
LEARNING COMPANY

Savvas Learning Company LLC

15 East Midland Avenue
Suite 502
Paramus, NJ 07652

NOTE: This address does not accept direct payments

ACCT.# 2297285

INVOICE # 7029267189

Internal use only # : 7029267189
Purchase Order # : 2627ELA78
Order Number # : 1009827682
Invoice Date : 03/21/2026
Payment Due : 04/19/2026

BILL - TO 000051
RAVENNA SCHOOL DISTRICT #69
PO BOX 8400
41750 CARTHAGE
RAVENNA NE 68869

SHIP - TO
NOAH MAULSBY
RAVENNA SCHOOL DISTRICT #69
PO BOX 8400
41750 CARTHAGE
RAVENNA NE 68869 USA
ACCT.# 2297285

ORIGINAL INVOICE

Title/Description	Copyright	ISBN13/Material#	Quantity	Unit price	Discount	Extended Price
VIRT MYP25 PA PPD	2025	000012655-0	1	$ 800.00	NET	$ 800.00
VIRT MYP25 IE 3 HR PPD	2025	000012653-7	1	$ 1,600.00	NET	$ 1,600.00
VIRTUAL SM INITIAL TRAINING 2HR	2020	000012511-7	1	$ 800.00	NET	$ 800.00
VIRTUAL SM IMPL ESSNT 3HRS	2020	000012510-8	1	$ 1,600.00	NET	$ 1,600.00

We regret that the following items are not available for the reasons listed below. If backordered, an estimated in stock date is shown if available. Thank you for your patience.

MYP25/27 CONSUMABLE SE G07	2025	9781428516458
MYP27 TE G07	2027	9798213566444
MYP27 TE G08	2027	9798213566451
MMTLIT27 MMTM LT ADD-ON 3-YR DL	2027	9798213567441
MMTLIT27 MMTM LT ADD-ON 3-YR DL	2027	9798213567458

The following items are scheduled to be delivered. Thank you for your patience.

MYP27 CONSUMABLE SE + 3Y LIC G07	2027	9798213568264
MYP27 CONSUMABLE SE + 3Y LIC G08	2027	9798213568271
MYP25/27 CONSUMABLE SE G08	2025	9781428516465
SM READING 3YR MYP	2020	9798213047516

PRODUCT CHARGE	$	4,800.00
SHIPPING/HANDLING	$	168.08
-TOTAL	$	4,968.08
AMOUNT DUE	**$**	**4,968.08**

SAVVAS
LEARNING COMPANY

Savvas Learning Company LLC

000051

15 East Midland Avenue
Suite 502
Paramus, NJ 07652

NOTE: This address does not accept direct payments

ACCT.# 2297285

INVOICE # 7029267189	
Internal use only #	: 7029267189
Purchase Order #	: 2627ELA78
Order Number #	: 1009827682
Invoice Date	: 03/21/2026
Payment Due	: 04/19/2026

BILL - TO
RAVENNA SCHOOL DISTRICT #69
PO BOX 8400
41750 CARTHAGE
RAVENNA NE 68869

SHIP - TO
NOAH MAULSBY
RAVENNA SCHOOL DISTRICT #69
PO BOX 8400
41750 CARTHAGE
RAVENNA NE 68869 USA
ACCT.# 2297285

ORIGINAL INVOICE

Invoice Payment Instructions

Electronic payment

Electronic Payments
Account Name : Savvas Learning Company LLC
Bank : Bank of America
Currency: U.S. Dollar
Account Number : 3752176289
ACH ABA Routing : 111000012
Wire ABA Routing : 026009593
SWIFT Code : BOFAUS3N
To pay by credit card, use mysavvasorders.savvas.com, where you can also place and track orders and more.
For questions on credit card payments contact: 844-330-1119.

Federal ID: 84-3531648

Mail Checks to
Savvas Learning Company LLC
PO Box 409496
Atlanta,GA 30384-9496

Checks received at Savvas locations will be returned.

DUNS: 116977718

Customer Care & Returns
Visit https://support.savvas.com for customer support

Return authorizations must be requested within 30 days of receiving product

U.S.Customer Service: 800-848-9500
International: 800-423-6537 or 210-504-3058

For further information onour terms and conditions please visithttps://www.savvas.com/legal/terms-and-conditions

SAVVAS
LEARNING COMPANY

Savvas Learning Company LLC

000051

15 East Midland Avenue
Suite 502
Paramus, NJ 07652

NOTE: This address does not accept direct payments

ACCT.# 2297285

INVOICE # 7029267654

Internal use only #	: 7029267654
Purchase Order #	: 2627ELA78
Order Number #	: 1009827682
Invoice Date	: 03/23/2026
Payment Due	: 04/22/2026

BILL - TO

RAVENNA SCHOOL DISTRICT #69
PO BOX 8400
41750 CARTHAGE
RAVENNA NE 68869

SHIP - TO

NOAH MAULSBY
RAVENNA SCHOOL DISTRICT #69
PO BOX 8400
41750 CARTHAGE
RAVENNA NE 68869 USA
ACCT.# 2297285

ORIGINAL INVOICE

Invoice Payment Instructions

Electronic payment

Electronic Payments
Account Name : Savvas Learning Company LLC
Bank : Bank of America
Currency: U.S. Dollar
Account Number : 3752176289
ACH ABA Routing : 111000012
Wire ABA Routing : 026009593
SWIFT Code : BOFAUS3N
To pay by credit card, use mysavvasorders.savvas.com, where you can also place and track orders and more.
For questions on credit card payments contact: 844-330-1119.

Federal ID: 84-3531648

Mail Checks to
Savvas Learning Company LLC
PO Box 409496
Atlanta,GA 30384-9496

Checks received at Savvas locations will be returned.

DUNS: 116977718

Customer Care & Returns
Visit https://support.savvas.com for customer support

Return authorizations must be requested within 30 days of receiving product

U.S.Customer Service: 800-848-9500
International: 800-423-6537 or 210-504-3058

For further information onour terms and conditions please visithttps://www.savvas.com/legal/terms-and-conditions

SAVVAS
LEARNING COMPANY

Savvas Learning Company LLC

15 East Midland Avenue
Suite 502
Paramus, NJ 07652

NOTE: This address does not accept direct payments

ACCT.# 2297285

INVOICE # 7029267654

Internal use only #	: 7029267654
Purchase Order #	: 2627ELA78
Order Number #	: 1009827682
Invoice Date	: 03/23/2026
Payment Due	: 04/22/2026

BILL - TO
RAVENNA SCHOOL DISTRICT #69
PO BOX 8400
41750 CARTHAGE
RAVENNA NE 68869

SHIP - TO
NOAH MAULSBY
RAVENNA SCHOOL DISTRICT #69
PO BOX 8400
41750 CARTHAGE
RAVENNA NE 68869 USA
ACCT.# 2297285

ORIGINAL INVOICE

Title/Description	Copyright	ISBN13/Material#	Quantity	Unit price	Discount	Extended Price
MYP27 CONSUMABLE SE + 3Y LIC G07	2027	979821356826-4	33	$ 93.00	NET	$ 3,069.00
MYP27 CONSUMABLE SE + 3Y LIC G08	2027	979821356827-1	33	$ 93.00	NET	$ 3,069.00
SM READING 3YR MYP	2020	979821304751-6	66	$ 50.50	NET	$ 3,333.00

We regret that the following items are not available for the reasons listed below. If backordered, an estimated in stock date is shown if available. Thank you for your patience.

MYP25/27 CONSUMABLE SE G07	2025	9781428516458
MYP27 TE G08	2027	9798213566451
MMTLIT27 MMTM LT ADD-ON 3-YR DL	2027	9798213567441
MMTLIT27 MMTM LT ADD-ON 3-YR DL	2027	9798213567458

The following items are scheduled to be delivered. Thank you for your patience.

MYP25/27 CONSUMABLE SE G08	2025	9781428516465
MYP27 TE G07	2027	9798213566444

PRODUCT CHARGE	$	9,471.00
SHIPPING/HANDLING	$	331.64
-TOTAL	$	9,802.64
AMOUNT DUE	$	9,802.64

SAVVAS
LEARNING COMPANY

Savvas Learning Company LLC

15 East Midland Avenue
Suite 502
Paramus, NJ 07652

NOTE: This address does not accept direct payments

ACCT.# 2297285

INVOICE # 4027513058

Internal use only #	: 7029268653
Purchase Order #	: 2627ELA78
Order Number #	: 1009827682
Invoice Date	: 03/25/2026
Payment Due	: 04/24/2026

BILL - TO 000079
RAVENNA SCHOOL DISTRICT #69
PO BOX 8400
41750 CARTHAGE
RAVENNA NE 68869

SHIP - TO
NOAH MAULSBY
RAVENNA SCHOOL DISTRICT #69
PO BOX 8400
41750 CARTHAGE
RAVENNA NE 68869 USA
ACCT.# 2297285

ORIGINAL INVOICE

Title/Description	Copyright	ISBN13/Material#	Quantity	Unit price	Discount	Extended Price
MYP27 TE G07	2027	979821356644-4	1	$ 185.00	NET	$ 185.00

We regret that the following items are not available for the reasons listed below. If backordered, an estimated in stock date is shown if available. Thank you for your patience.

MYP27 TE G08	2027	9798213566451	
MMTLIT27 MMTM LT ADD-ON 3-YR DL	2027	9798213567441	
MMTLIT27 MMTM LT ADD-ON 3-YR DL	2027	9798213567458	

The following items are scheduled to be delivered. Thank you for your patience.

MYP25/27 CONSUMABLE SE G07	2025	9781428516458	

PRODUCT CHARGE	$	185.00
SHIPPING/HANDLING	$	6.48
-TOTAL	$	191.48
AMOUNT DUE	**$**	**191.48**

Invoice Payment Instructions

Electronic payment

Electronic Payments
Account Name : Savvas Learning Company LLC
Bank : Bank of America
Currency: U.S. Dollar
Account Number : 3752176289
ACH ABA Routing : 111000012
Wire ABA Routing : 026009593
SWIFT Code : BOFAUS3N
To pay by credit card, use mysavvasorders.savvas.com, where you can also place and track orders and more.
For questions on credit card payments contact: 844-330-1119.

Federal ID: 84-3531648

Mail Checks to
Savvas Learning Company LLC
PO Box 409496
Atlanta,GA 30384-9496

Checks received at Savvas locations will be returned.

DUNS: 116977718

Customer Care & Returns
Visit https://support.savvas.com for customer support

Return authorizations must be requested within 30 days of receiving product

U.S.Customer Service: 800-848-9500
International: 800-423-6537 or 210-504-3058

For further information onour terms and conditions please visithttps://www.savvas.com/legal/terms-and-conditions

PURCHASE ORDER

Ravenna Public Schools
P.O. Box 8400
41750 Carthage Rd.
Ravenna, NE 68869
Phone: 308.452.3249
Fax: 308.452.3172

Mar. 20, 2026
P.O. # 2627-ELA78
Bill To: PO Box 8400

Tax Exemption No. 05-627933

VENDOR
SAVVAS Learning Company
15 E Midland Ave St 502
Paramus, NJ, 07652-2938

SHIP TO
Noah Maulsby
Ravenna Public Schools
41750 Carthage St
Ravenna, NE 68869

ITEM #	DESCRIPTION	QTY	UNIT PRICE	TOTAL
9798213567441	MOMENTUM LITERACY 2027 ADD-ON 3-YEAR DIGITAL LICENSE GRADE 7	33	30.00	990.00
9798213567458	MOMENTUM LITERACY 2027 ADD-ON 3-YEAR DIGITAL LICENSE GRADE 8	33	30.00	990.00
9798213568271	MYPERSPECTIVES 2027 CONSUMABLE STUDENT EDITION + 3-YEAR LICENSE GRADE 08	33	93.00	3,069.00
9798213566451	MYPERSPECTIVES 2027 TEACHERS EDITION GRADE 08	1	185.00	185.00
9798213568264	MYPERSPECTIVES 2027 CONSUMABLE STUDENT EDITION + 3-YEAR LICENSE GRADE 07	33	93.00	3,069.00
9798213566444	MYPERSPECTIVES 2027 TEACHERS EDITION GRADE 07	1	185.00	185.00
0.0000126537	VIRTUAL MYPERSPECTIVES @2025 IMPLEMENTATION ESSENTIALS (3 HRS) PREPAID	1	1,600.00	1,600.00
0.000012655	VIRTUAL MYPERSPECTIVES @2025 PROGRAM ACTIVATION PREPAID	1	800.00	800.00
9798213047516	SUCCESSMAKER READING 3-YEAR MYPERSPECTIVES (AE)	66	50.50	3,333.00
0.0000125117	VIRTUAL SUCCESSMAKER INITIAL TRAINING 2-HOUR	1	800.00	800.00
0.0000125108	VIRTUAL SUCCESSMAKER IMPLEMENTATION ESSENTIAL 3-HOURS	1	1,600.00	1,600.00
			SUBTOTAL	16,621.00
			TAX RATE	
			TAX	
			S & H	$582.02
			discount	
			TOTAL	17,203.02

Other Comments or Special Instructions
3 Year ELA Curriculum with SuccessMaker for 7th and 8th grade.

Authorized by

3/20/24
Date

SAVVAS
LEARNING COMPANY

15 E Midland Ave St 502
Paramus, NJ, 07652-2938

Ravenna School District 69
Quote Number Q-219625

Price Quote Detail

Grade 7

Grade 7 - Momentum Literacy Add-on

ISBN	Description	Price	Charged Qty	Total Charged
9798213567441	MOMENTUM LITERACY 2027 ADD-ON 3-YEAR DIGITAL LICENSE GRADE 7	$30.00	33	$990.00
	Grade 7 - Momentum Literacy Add-on - Subtotal:			$990.00

Grade 8

Grade 8 - Momentum Literacy Add-on

ISBN	Description	Price	Charged Qty	Total Charged
9798213567458	MOMENTUM LITERACY 2027 ADD-ON 3-YEAR DIGITAL LICENSE GRADE 8	$30.00	33	$990.00
	Grade 8 - Momentum Literacy Add-on - Subtotal:			$990.00

myPerspectives English Language Arts

myPerspectives c2027 - Grade 8

ISBN	Description	Price	Charged Qty	Total Charged
9798213568271	MYPERSPECTIVES 2027 CONSUMABLE STUDENT EDITION + 3-YEAR LICENSE GRADE 08	$93.00	33	$3,069.00
9798213566451	MYPERSPECTIVES 2027 TEACHERS EDITION GRADE 08	$185.00	1	$185.00
	myPerspectives c2027 - Grade 8 - Subtotal:			$3,254.00

myPerspectives c2027 - Grade 7

ISBN	Description	Price	Charged Qty	Total Charged
9798213568264	MYPERSPECTIVES 2027 CONSUMABLE STUDENT EDITION + 3-YEAR LICENSE GRADE 07	$93.00	33	$3,069.00
9798213566444	MYPERSPECTIVES 2027 TEACHERS EDITION GRADE 07	$185.00	1	$185.00
	myPerspectives c2027 - Grade 7 - Subtotal:			$3,254.00

myPerspectives Professional Development

myPerspectives Professional Development - myPerspectives ©2025 Professional Learning Offerings

SAVVAS
LEARNING COMPANY

15 E Midland Ave St 502
Paramus, NJ, 07652-2938

Ravenna School District 69
Quote Number Q-219625

Paul Anderson
P - Elementary Principal
Ravenna School District 69
PO Box 8400
Ravenna, NE 68869-8400

Quote Creation Date: 2/4/2026
Quote Expiration Date: 9/30/2026

Ravenna myPerspectives Grade 7-8 (3-Years with SuccessMaker & Momentum)
Price Quote Summary

Solution	Base Amount	Total
Grade 7	$990.00	$990.00
Grade 8	$990.00	$990.00
myPerspectives English Language Arts	$6,508.00	$6,508.00
myPerspectives Professional Development	$2,400.00	$2,400.00
SuccessMaker	$5,733.00	$5,733.00
Solution Subtotal:	$16,621.00	$16,621.00

Shipping and Handling:	$582.02
Total:	$17,203.02

SAVVAS
LEARNING COMPANY

15 E Midland Ave St 502
Paramus, NJ, 07652-2938

Ravenna School District 69

ISBN	Description	Price	Charged Qty	Total Charged
0000126537	VIRTUAL MYPERSPECTIVES @2025 IMPLEMENTATION ESSENTIALS (3 HRS) PREPAID	$1,600.00	1	$1,600.00
0000126550	VIRTUAL MYPERSPECTIVES @2025 PROGRAM ACTIVATION PREPAID	$800.00	1	$800.00
	myPerspectives Professional Development - myPerspectives ©2025 Professional Learning Offerings - Subtotal:			$2,400.00

SuccessMaker

SuccessMaker - Literacy

ISBN	Description	Price	Charged Qty	Total Charged
9798213047516	SUCCESSMAKER READING 3-YEAR MYPERSPECTIVES (AE)	$50.50	66	$3,333.00
	SuccessMaker - Literacy - Subtotal:			$3,333.00

SuccessMaker - SuccessMaker Professional Learning

ISBN	Description	Price	Charged Qty	Total Charged
0000125117	VIRTUAL SUCCESSMAKER INITIAL TRAINING 2-HOUR	$800.00	1	$800.00
0000125108	VIRTUAL SUCCESSMAKER IMPLEMENTATION ESSENTIAL 3-HOURS	$1,600.00	1	$1,600.00
	SuccessMaker - SuccessMaker Professional Learning - Subtotal:			$2,400.00

Solution Subtotal:	$16,621.00
Shipping and Handling:	$582.02
Total:	$17,203.02

Optional Products

ISBN	DESCRIPTION	Price	Total Quantity	Base Amount	Total Charged
9798213482812	MYPERSPECTIVES 2025 LANGUAGE LAB PRACTICE WORKBOOK GRADE 7	$20.00	1	$20.00	$20.00
9798213482843	MYPERSPECTIVES 2025 LANGUAGE LAB TEACHING GUIDE GRADE 7	$40.00	1	$40.00	$40.00
9798213482829	MYPERSPECTIVES 2025 LANGUAGE LAB PRACTICE WORKBOOK GRADE 8	$20.00	1	$20.00	$20.00
9798213482850	MYPERSPECTIVES 2025 LANGUAGE LAB TEACHING GUIDE GRADE 8	$40.00	1	$40.00	$40.00

SAVVAS
LEARNING COMPANY

15 E Midland Ave St 502
Paramus, NJ, 07652-2938

Ravenna School District 69
Quote Number Q-219625

Savvas Learning Company LLC Terms and Conditions

To place your order please submit a copy of this price quote with your Purchase Order, include the Quote Number on your Purchase Order, and include any other required documentation. You may send the order documents using an electronic form or by mail. Please submit your PO and price quote via one of the following methods:

Online:
https://support.savvas.com/support/s/customerserviceus
Mail: PO Box 6820, Chandler, AZ 85246

Savvas does not accept Credit Card information via postal mail, facsimile, or email. Credit Card information will only be accepted via phone, eCommerce, or my Savvas Orders. For questions regarding your order please call Customer Service: 1-800-848-9500.

Price quote: This is a price quote for the customer's convenience only, and not an offer to contract. All quotes are subject to review and final acceptance by an authorized representative of Savvas at its offices. Savvas reserves the right to correct typographical, computational or other errors. Savvas' standard payment terms are net 30 days unless otherwise specified. All pricing is in US Dollars unless otherwise specified. Pricing calculations use multiple decimal places to determine the most accurate extended pricing but are represented in standard currency format.

Shipping & handling charges (where applicable) are shown on the quote. S&H rates quoted are for standard ground transportation and may not reflect account contracted rates. If expedited shipping is requested, actual charges may be higher. For orders picked up at the Savvas warehouse by the customer or a third party carrier contracted by the customer, a 2% handling charge will be applied to shippable items. The 2% charge will appear on the customer proposal and invoice as a S&H charge.

Taxes: All pricing in this quote is exclusive of any applicable sales, use or other similar taxes or duties. The customer is responsible for any such taxes or duties that may apply; if the customer is tax exempt, evidence of such tax exemption must be provided. Estimated tax may be provided solely for customer convenience. The amount indicated is only an estimate and is intended to be helpful for budgeting purposes. The actual amount of sales tax assessed at the time of invoicing may be more or less.

Platforms: Savvas, and any third party for which Savvas serves as the sales agent or distributor, reserve the right to change and/or update technology platforms, including possible edition updates to customers during the term of access. Customers will be notified of any change prior to the beginning of the new school year.

Damaged & Defective Products: If a print product, or the print component of a blended (print & digital) product, is received in damaged or defective condition, Savvas will issue a credit or replacement at no charge to the customer if the customer promptly (no later than 120 days) returns the damaged or defective product. Customers must report missing product immediately upon receipt.

Return Policy: Returns (other than damaged or defective products) are subject to the following conditions: (a) materials must be returned to Savvas at the customer's expense in new, unused condition, suitable for resale by Savvas (note that any barcoding, stickering, stamping or similar marking on any print materials renders them unsuitable for resale); (b) materials must be returned within six (6) months from the date of purchase; (c) the customer must obtain a Return Materials Authorization ("RMA") from Savvas prior to returning the materials, and must ship the materials back to Savvas within thirty days of receiving the RMA; (d) all materials sold in a set or package must be returned complete as originally sold; and (e) any materials provided by Savvas to the customer on a no-charge basis in consideration of the customer's purchase must be returned in proportion to the purchased materials that are being returned for a credit. A restocking fee of 3% may be applied to credits over $1,000. Savvas' return policy does not apply to science lab kits or trade publication novels, which are sold on a non-returnable basis.

Consumable Worktexts: Subsequent year consumable worktexts will ship each year on the anniversary of the original order date for the duration of their license. Worktexts will ship to the location listed on the original order. Quantities for each grade level and title will remain consistent each year. Changes to quantities of titles previously ordered, shipping location changes, or any other changes to consumable worktext shipments must be made 4 weeks prior to shipment date. (the anniversary of the original order date unless changed). Changes can be made on the Subscription Worktext Site: https://worktext-subscriptions.savvas.com

Annual subscriptions for iLit and Successmaker Only: Savvas' iLit and Successmaker products (and no others) automatically renew on the anniversary date of the original purchase and will be invoiced accordingly unless otherwise specified. If you wish to cancel, please let us know in writing prior to the date of renewal by completing the customer service request form which you can access here:
https://support.savvas.com/support/s/customer-service-support-form

Technical support services are included with purchase of Savvas digital products. **Online help:**
https://support.savvas.com/support/s/k12-curriculum-support-form
phone: 1-800-848-9500

Professional Services: All paid services must be delivered within twelve (12) months of the order date of those services. Any unused services expire at the end of such twelve (12) month period, unless otherwise specified in contract terms. Any cancellation made with less than 72 hours' notice will result in a cancellation fee equal to the full price of the event. MySavvasTraining is included with purchase of products
https://mysavvastraining.com

Savvas Learning Company
5530 W. 74th St., Door 14
Indianapolis, IN 46268

Packing List

Page: 1

RAVENNA SCHOOL DISTRICT #69
PO BOX 8400
41750 CARTHAGE
RAVENNA NE 68869
000002297285

ATTN TO: NOAH MAULSBY
RAVENNA SCHOOL DISTRICT #69
PO BOX 8400
41750 CARTHAGE
RAVENNA NE 68869

Invoice Number.: 4027515837
Date.....: 04/02/26
Order Type.....: REV
Ship to Customer #: 000002297285
Purchase Order #: 2627ELA78

Visit us at mysavvasorders.savvas.com to place and track orders, retrieve PODs, and invoice copies.

ISBN	DESCRIPTION	GRD	ISBN 13	QUANTITY ORDERED	QUANTITY SHIPPED	QUANTITY B/O	UNIT PRICE	DISC.	RETAIL PRICE	EXT. PRICE	EXCLUSION CLASS
821356645J	MYP27 TE G08	08	9798213566451	1	1			NET			

COMMENTS:

To Order Savvas Products:
Online: mysavvasorders.savvas.com (Purchase orders/Credit cards welcome)
Phone: 800-848-9500
Fax: 877-260-2530
For additional product information, visit us at savvas.com
Returns: Savvas 5630 W. 74th St - Door 14
Indianapolis, IN 46268

Did we make the grade? Go to www.pearsonschool.com/makethegrade to take a quick customer satisfaction survey.

KEY: 4027515837

Shipped Via: STD
Bill of Lading/PRO:
Special Shipping Instrnoah.maulsby@ravennabluejays.o

Freight Carrier: FEG
Freight Terms: PREPAID
Units: 1

Date: 04/02/26
Time: 15:39:19

# of Cartons: 1
Total Weight: 5.42
Shipper Ref #: 4027515837

GM

Central Community College

Daymion Cacy (0655385)

Fall 2026

Planned: 0 Credits **Enrolled:** 14 Credits **Waitlisted:** 0 Credits

Schedule Details

Status	Course Title	Credits	Time	Location	Instructor
Registered, but not started	INDT*1100-CKF21: Concepts of Electronics I	3 Credits	MW 2:00 PM - 4:15 PM 8/17/2026 - 12/9/2026	Kearney Center, 110	Jack C. Annen
Registered, but not started	INDT*1170-CKF21: Fluid Power Fundamentals	3 Credits	MW 8:35 AM - 1:00 PM 8/17/2026 - 10/7/2026	Kearney Center, 110	Jack C. Annen
Registered, but not started	INDT*1180-CKF21: Fundamentals of Mech Systems	3 Credits	TTh 10:00 AM - 12:15 PM 8/18/2026 - 12/10/2026	Kearney Center, 110	Jack C. Annen
Registered, but not started	INDT*1190-CKF21: Fluid Power Systems	2 Credits	MW 8:30 AM - 12:00 PM 10/14/2026 - 12/9/2026	Kearney Center, 110	Jack C. Annen
Registered, but not started	MATH*1020-DCN11: Technical Math	3 Credits	8/17/2026 - 12/11/2026	Online, ONLINE	Douglas C Holt Sr

Scholarship	Recipient	Amount	Other
Farmers Coop Association Scholarship	Hayden Bock	$500.00	Submit Sem 1 grades and Sem 2 Schedule to Mrs. L. Then, Mrs. L shares with Brenda. Next, Brenda sends check to the school. Finally, Hilary sends check to Hayden.
Pat Bartley Memorial Scholarship	Emma Gentrup	$500.00	
Chic Tillson Memorial Scholarship	Hayden Bock	$250.00	
Dave Hannah Memorial Scholarship	Gage Geihsler	$500.00	
Leo Bernard Zeller Scholarship	Emma Gentrup	$500.00	Funds will be paid directly to the college in the fall semester.
Denise & Babs Muhlbach Scholarship	Brooke Reagan	$200.00	
Ravenna Schools Faculty and Staff Scholarship	Abby Lewandowski	$500.00	
Ravenna Schools Faculty and Staff Scholarship	Lindsey Teichmeier	$500.00	
Deb Stocker Memorial Scholarship	Sam Lyions	$500.00	
Mark Miigerl Memorial Scholarship	Daymion Cacy	$1,000	$500 will be disbursed each semester of 1st year upon proof of enrollment.

Ravenna Public Schools

Hilary Bolling <hilary.bolling@ravennabluejays.org>

Dave Hanna Memorial Scholarship Requirements

3 messages

Gage Geihsler <gage.geihsler@ravennabluejays.org> Thu, Aug 13, 2026 at 8:38 AM
To: Hilary Bolling <hilary.bolling@ravennabluejays.org>

Dear Mrs. Bolling,

I have my schedule for this upcoming fall semester and for the scholarship requirements it said to send it to you. Also I will have the Thank you card sent in a little bit. Thank you very much!

Actions

	COURSE	PROFESSOR	DAYS/TIMES	MID	FINAL	ABSENCE
			Begins on 08/31/2026			
	BIOL-1211-AC General Biology- Organisms	Heping Zhou	08/31/2026 - 12/22/2026 TR 9:30am - 10:45am ET Not Specified			0 (0)
			Begins on 08/31/2026			
	BIOL-1212-BB General Biology-Organisms Lab	Heping Zhou	08/31/2026 - 12/22/2026 T 11:00am - 1:30pm ET Not Specified 08/31/2026 - 12/22/2026 R 5:00pm - 5:50pm ET Not Specified			0 (0)
			Begins on 08/31/2026			
	CORE-1001-GO University Life	Shiray McLean	08/31/2026 - 12/22/2026 M 10:00am - 10:50am ET Not Specified			0 (0)
			Begins on 08/31/2026			
	CORE-1101-CE Journey of Transformation	Robert White	08/31/2026 - 12/22/2026 M 11:00am - 1:30pm ET Not Specified			0 (0)
			Begins on 08/31/2026			
	ENGL-1201-AA Core English I	Zachary Mawby	08/31/2026 - 12/22/2026			0 (0)

			MWF 8:00am - 8:50am ET CH-67	
			Begins on 08/31/2026	
☐	MATH-1015-AB Pre Calc Math Alg and Trig	Wendiann Sethi	08/31/2026 - 12/22/2026 MW 2:00pm - 3:50pm ET Not Specified	0 (0)

Thank you,
Gage Geihsler
Ravenna Public Schools
Senior

Gage Geihsler <gage.geihsler@ravennabluejays.org> Fri, Aug 21, 2026 at 1:25 PM
To: Hilary Bolling <hilary.bolling@ravennabluejays.org>

Hi Mrs. Bolling

I realized i forgot the part where I needed to get you the address of where to send the check. So here it is I was also hoping if you could email me back when you see this email so I know that you got it. Thank you so much!

Bursar Office, Bayley Hall 121
400 South Orange Ave.
South Orange, NJ 07079

Thank you,
Gage Geihsler
Ravenna Public Schools
Senior

[Quoted text hidden]

Hilary Bolling <hilary.bolling@ravennabluejays.org> Tue, Aug 25, 2026 at 10:00 AM
To: Gage Geihsler <gage.geihsler@ravennabluejays.org>

Thank you, we will get this processed and mailed off.

Good luck to you Gage.

[Quoted text hidden]

--

Hilary Bolling

Business Manager

Ravenna Public Schools

41750 Carthage Rd

Ravenna NE 68869

(308) 452-3249

hilary.bolling@ravennabluejays.org

Scholarship	Recipient	Amount	Other
Farmers Coop Association Scholarship	Hayden Bock	$500.00	Submit Sem 1 grades and Sem 2 Schedule to Mrs. L. Then, Mrs. L shares with Brenda. Next, Brenda sends check to the school. Finally, Hilary sends check to Hayden.
Pat Bartley Memorial Scholarship	Emma Gentrup	$500.00	
Chic Tillson Memorial Scholarship	Hayden Bock	$250.00	
Dave Hannah Memorial Scholarship	Gage Geihsler	$500.00	
Leo Bernard Zeller Scholarship	Emma Gentrup	$500.00	Funds will be paid directly to the college in the fall semester.
Denise & Babs Muhlbach Scholarship	Brooke Reagan	$200.00	
Ravenna Schools Faculty and Staff Scholarship	Abby Lewandowski	$500.00	
Ravenna Schools Faculty and Staff Scholarship	Lindsey Teichmeier	$500.00	
Deb Stocker Memorial Scholarship	Sam Lyions	$500.00	
Mark Miigerl Memorial Scholarship	Daymion Cacy	$1,000	$500 will be disbursed each semester of 1st year upon proof of enrollment.

UNIVERSITY OF NEBRASKA OMAHA

Emma Gentrup

Enrolled Classes

Fall 2026

Regular Academic Session Aug 24 - Dec 18

Course/Title	Day/Time	Location	Credits	Instructor
CMST 1110 - 014 PUBLIC SPEAKING FUNDS	Mon\Wed 02:30PM 03:45PM	ARTSCI143	3	TBA
SPED 1500 - 002 INTRO TO SPECIAL EDUCATION	Tue\Thu 02:30PM 03:45PM	ROSKNS304	3	Tim Andress
TED 2100 - 001 EDUCATIONAL FOUNDATIONS	Mon 05:00PM 07:40PM	ROSKNS102	3	Aaron Krueger
TED 2200 - 003 HUMAN RELATIONS	Tue\Thu 11:30AM 12:45PM	ROSKNS302	3	Willie Austin

UNO 9 Weeks or More Aug 26 - Nov 11

EDUC 1010 - 005 FOUNDATIONS SUCCESS HIGHER ED	Wed 11:30AM 12:45PM	ROSKNS502	1	Julie Delkamiller

Ravenna Public Schools

Hilary Bolling <hilary.bolling@ravennabluejays.org>

Ravenna Scholarships

1 message

Emma Gentrup <gentrupemma@gmail.com> Wed, Aug 5, 2026 at 10:15 AM
To: "hilary.bolling@ravennabluejays.org" <hilary.bolling@ravennabluejays.org>

Hilary,

Here is my fall schedule for the Patricia Bartley Memorial Scholarship and the Leo Bernard Zeller Scholarship. Please send the checks to UNO's registrar's office.

Office of the University Registrar
6001 Dodge Street
Omaha, NE 68182

Thank you,
Emma Gentrup

UNO Enrolled Classes Fall 2026.pdf
117K

Scholarship	Recipient	Amount	Other
Farmers Coop Association Scholarship	Hayden Bock	$500.00	Submit Sem 1 grades and Sem 2 Schedule to Mrs. L. Then, Mrs. L shares with Brenda. Next, Brenda sends check to the school. Finally, Hilary sends check to Hayden.
Pat Bartley Memorial Scholarship	Emma Gentrup	$500.00	
Chic Tillson Memorial Scholarship	Hayden Bock	$250.00	
Dave Hannah Memorial Scholarship	Gage Geihsler	$500.00	
Leo Bernard Zeller Scholarship	Emma Gentrup	$500.00	Funds will be paid directly to the college in the fall semester.
Denise & Babs Muhlbach Scholarship	Brooke Reagan	$200.00	
Ravenna Schools Faculty and Staff Scholarship	Abby Lewandowski	$500.00	
Ravenna Schools Faculty and Staff Scholarship	Lindsey Teichmeier	$500.00	
Deb Stocker Memorial Scholarship	Sam Lyions	$500.00	
Mark Miigerl Memorial Scholarship	Daymion Cacy	$1,000	$500 will be disbursed each semester of 1st year upon proof of enrollment.

Ravenna Public Schools

Hilary Bolling <hilary.bolling@ravennabluejays.org>

Scholarship Check - Mailing Address & Schedule

1 message

Sam L <samlyions@gmail.com> Tue, Aug 18, 2026 at 6:23 PM
To: "hilary.bolling@ravennabluejays.org" <hilary.bolling@ravennabluejays.org>

Ms. Bolling,

I am writing to provide my information for the scholarship checks I received.

I was awarded the following local scholarships:
- Deb Stocker Memorial Scholarship ($500)
- Peg and Denny Graham Scholarship ($500)

Please send the scholarship checks to:
Samantha Lyions
621 Sicily Ave.
Ravenna, NE 68869

I have also attached my Fall 2026 class schedule from Central Community College.

Thank you very much for your help!

Sincerely,
Samantha Lyions

SamL2026FallSchedule.pdf
369K

□E□&k4S□&l1O
Central Community College

0655392 ###-##-3695 DOB: 11/24/#### Samantha A Lyions August 11 2026

COURSE	COURSE TITLE	ATT	CPT	GR	GRPT
	FALL 2024 (08/19/2024 to 12/31/2024)				
SPAN 1010	ELEMENTARY SPANISH I	5.00	5.00	A	20.00
	Term GPA 4.000 ATT 5.00 CPT 5.00				
	FALL 2025 (08/18/2025 to 12/31/2025)				
ENGL 1010	ENGLISH COMPOSITION I	3.00	3.00	A	12.00
CHEM 1090	GENERAL CHEMISTRY I	4.00	4.00	A	16.00
BIOS 1250	STRC/FNCT OF HUMAN BODY I	2.00	2.00	A	8.00
	Term GPA 4.000 ATT 9.00 CPT 9.00				
	President's Honors List				
	SPRING 2026 (01/01/2026 to 05/07/2026)				
ENGL 1020	ENGLISH COMPOSITION II	3.00	3.00	A	12.00
BIOS 1260	STRC/FNCT OF HUMAN BODY II	2.00	2.00	A	8.00
	Term GPA 4.000 ATT 5.00 CPT 5.00				

COURSE	COURSE TITLE	ATT	CPT	GR	GRPT
	FALL 2026 (08/17/2026 to 12/31/2026)				
BSAD 1050	INTRO TO BUSINESS	3.00		IP	.....
INFO 1120	MICROCOMPUTER APPLICATIONS	3.00		IP	.....
SPCH 1400	INTERPERSONAL COMMUNICATION	3.00		IP	.....
ACCT 1100	APPLIED ACCOUNTING	3.00		IP	.....
	Term GPA 0.000 ATT 12.00 CPT 0.00				
	Cum GPA 4.000 ATT 31.00 CPT 19.00				

Samantha A. Lyions
621 Sicily Ave
Ravenna NE 68869-1134

Scholarship	Recipient	Amount	Other
Farmers Coop Association Scholarship	Hayden Bock	$500.00	Submit Sem 1 grades and Sem 2 Schedule to Mrs. L. Then, Mrs. L shares with Brenda. Next, Brenda sends check to the school. Finally, Hilary sends check to Hayden.
Pat Bartley Memorial Scholarship	Emma Gentrup	$500.00	
Chic Tillson Memorial Scholarship	Hayden Bock	$250.00	
Dave Hannah Memorial Scholarship	Gage Geihsler	$500.00	
Leo Bernard Zeller Scholarship	Emma Gentrup	$500.00	Funds will be paid directly to the college in the fall semester.
Denise & Babs Muhlbach Scholarship	Brooke Reagan	$200.00	
Ravenna Schools Faculty and Staff Scholarship	Abby Lewandowski	$500.00	
Ravenna Schools Faculty and Staff Scholarship	Lindsey Teichmeier	$500.00	
Deb Stocker Memorial Scholarship	Sam Lyions	$500.00	
Mark Miigerl Memorial Scholarship	Daymion Cacy	$1,000	$500 will be disbursed each semester of 1st year upon proof of enrollment.

USEFUL INFORMATION

Note to MAC Users:
You can use a MAC to input information but there have been issues noted in printing from the MAC. The only solution that is known is to print via a PC.

MUST COMPLETE THIS PAGE - Basic Data Input Area
The Basic Data Input Area is designed to help common information flow throughout the Budget Form.

Cover Page - Page 1
The Total Property Tax Requirement is carried forward from Page 2; however, you will need to input how much of that tax request is for Principal and Interest on Bonds.

Outstanding Bonded Indebtedness - if you complete the worksheet pages this will fill in automatically. If you do not you will need to indicate your balances as of September 1.

Pages 2 through 4 (If you utilize the Worksheet Pages - Begin Inputting on Worksheet Pages)
These pages are currently completed with formulas which pull from the Worksheet Pages. **If you utilize the Worksheet Pages, Pages 2 through 4 will be completed automatically for you.** If you do not wish to utilize the worksheet pages you can simply type in your numbers on Pages 2 through 4. The only cells with formulas that cannot be over-written are those that provide an essential calculation (example - Total Resources Available).

A complete and accurate budget should have the prior year Balance Forward **equal** Total of Beginning Balances. We have built into the spreadsheet a comparison between these two numbers. If these two numbers **do not agree** a statement will appear indicating it must equal prior year balance forward.

We have also built in a comparison between the Total Requirement and Total Resources Available. If these two numbers **do not agree** in the budget you will receive the message "Budget Not Balanced".

Worksheet Pages - *FOR YOUR USE ONLY* - NOT TO BE SUBMITTED TO THE STATE
The last sheets of this file are worksheet (individual fund) pages. These pages are provided for your use; however, you do not have to use them. For more information about the worksheets, see the Budget Guidelines. ***If you do utilize the Worksheet Pages, Pages 2 through 4 will be completed automatically for you.***

Moving From Page to Page:
There are several ways to move around your budget form. You can hold down the CTRL and hit either Page Down (Moves you ahead a sheet) or Page Up (Moves you to previous sheet). The other option is to use your mouse to click on the different sheet tabs.

I Want to See Descriptions on Left When Inputting Numbers in Budget Column:
On the "View" ribbon in the Window area there is an item called Freeze Panes. Freeze Panes allows you to tell the computer what columns and/or rows you wish to see at all times. Freeze Panes will freeze whatever rows are above your active cell and also whatever columns are to the left of your active cell. By choosing the option again it will turn the option off.

The Cell Is Locked:
UNDER NO CIRCUMSTANCES WILL PASSWORDS BE GIVEN OUT. Either the cell is locked because it contains a formula or you are trying to input information in the wrong cell.

You Note Any Errors Or Have Any Problems:
We have tested this spreadsheet through various methods to help identify any problem areas and to ensure formulas are correct. However, we cannot account for all the variables that occur with each individual budget. If you feel there is an error in a formula please contact us immediately so we can go over the problem(s) and if necessary correct the situation.

All of your comments or ideas to better the budget form are taken into consideration. Please feel free to contact us at (402) 471-2111 with these items. We make this available to you to HELP in the budget process and wish to make any improvements that would make the spreadsheet more user friendly.

Checklist of Items to be Completed and Submitted

The following items must be submitted to the State Auditor and are due by September 30th:

- [ ] Budget Form (page 1 - 6)
- [ ] Joint Public Agency & Interlocal Agreements is indicated by checking the box. If school district answers YES, the Report of Joint Public Agency & Interlocal Agreements is due on or before September 30th and should be included with budget submission or filed separately with the APA. This report should detail interlocal agreements the District was involved in during the 2024-2025 year.
- [ ] Schedules A, B, C and D
- [ ] Property Tax Request Resolution
- [ ] Notice of Budget Hearing
- [ ] Notice of Special Hearing to Set the Final Tax Request
- [ ] Proof of Publication for: 1) Notice of Budget Hearing; 2) Notice of Special Hearing to Set the Final Tax Request (if applicable); and 3) Notice of Property Tax Authority, Board Vote to Access the Additional Property Tax Authority
- [ ] Certificate of Valuation(s) from County Assessor. Total Certified Valuation was completed on Page 1.
- [ ] Board minutes showing the School Board's approval of the budget
- [ ] Board minutes showing 70% board approval to request more property taxes than the certified authority amount (if applicable)
- [ ] Election Ballot and Certification of Election Results for a successful election to exceed the Property Tax Authority (if applicable)
- [ ] Election Ballot and Certification of Election Results for a successful election to override the levy limitation (if applicable)
- [ ] Election Ballot and Certification of Election Results for a successful election to exceed the expenditure limitation (if applicable)
- [ ] Printout of LC-2 and the Special Grant Fund List (if applicable)

Checklist of items to ensure budget forms properly completed:

- [ ] Page 2 - Total Resources Available (Column 4) agrees to Total Requirements (Column 9).
- [ ] Page 2 - Total Beginning Balance (Column 1) agrees to Page 3 Total Ending Balance (Column 8).
- [ ] Page 3 - Total Beginning Balance (Column 1) agrees to Page 4 Total Ending Balance (Column 8).
- [ ] Page 4 - Total Beginning Balance (Column 1) agrees to the prior School District Budget Form, Page 4, Total Ending Balance (Column 8). If it does not agree, please provide explanation.
- [ ] Page 6 - Real Growth Value per Assessor agrees to Certification from County Assessor
- [ ] Page 6 - Prior Year Total Real Property Valuation agrees to Certification from County Assessor
- [ ] Page 6 - Current tax request (line 7) agrees to total non-bond tax request on cover page
- [ ] Page 6 - Prior year tax request (line 1) agrees to non-bond tax request on cover page of last year's budget
- [ ] Page 6 - If Line 7 is greater than Line 6, political subdivision participated in Joint Public Hearing, and was included on Postcard notification
- [ ] Schedule B - shows the District is in compliance with State Statutes
- [ ] Schedule C - total tax request agrees to total tax request on cover

Please Complete this **Basic Data Input** -It will put information consistently throughc

INPUT ↓

County-District #:	10-0069	
Name of School:	Ravenna Public Schools	
Name of County:	Buffalo	*Do not include the word "County"*
Class:	3	
Current School District Taxable Value	991,922,399	*From County Assessor Certifi*
Prior School District Taxable Value	932,698,401	*From Prior Year Budget, Cove*
Prior Year TOTAL Property Tax Request	6,299,665.00	*From Prior Year Budget, Cove*
Prior Year Property Tax Request - All Other Purposes ONLY	5,835,364.00	*From Prior Year Budget, Cove*
Prior Year Levy Rate	0.688000	*Prior Year total levy set by Cc*
School District Real Growth Value	6,649,714.00	*From County Assessor Certifi*
Hearing Held On:		
Day of month:	16th	
Month:	September	
Year:	2026	
Time:	7:01	
A.M. or P.M.:	PM	
Location of Hearing:	Ravenna Public Schools High School Library	
Special Hearing to Set Final Tax Request Held On:		
Day of month:	16th	
Month:	September	
Year:	2026	
Time:	7:02	
A.M. or P.M.:	PM	
Location of Hearing:	Ravenna Public Schools High School Library	

REPORT OF JOINT PUBLIC AGENCY AND INTERLOCAL AGREEMENTS

REPORTING PERIOD JULY 1, 2025 THROUGH JUNE 30, 2026

Ravenna Public Schools — SUBDIVISION NAME

Buffalo — COUNTY

Parties to Agreement (Column 1)	Agreement Period (Column 2)	Description (Column 3)
Ravenna Public Schools; Nebraska Association of School Board's CJUMP Program	*2025-2026 School Year*	Participate in CJUMP Program to secure lowest possible pricing on natural gas for the Ravenna Public School District
Ravenna Public Schools; Ravenna Economic Development Corporation; City of Ravenna	*2025-2026 School Year*	Facilitate Economic Growth in the City of Ravenna
Ravenna Public Schools; Central Community College	*2025-2026 School Year*	*Provide college courses and programs to RPS students*

REPORT OF TRADE NAMES, CORPORATE NAMES, BUSINESS NAMES

REPORTING PERIOD JULY 1, 2025 THROUGH JUNE 30, 2026

Ravenna Public Schools	**Buffalo**
SUBDIVISION NAME	COUNTY

List all Trade Names, Corporate Names and Business Names under which the political subdivision conducted business.

2026-2027
STATE OF NEBRASKA
SCHOOL DISTRICT BUDGET FORM

County-District #: 10-0069 **Class #: 3**

Ravenna Public Schools

TO THE COUNTY BOARD AND COUNTY CLERK OF

Buffalo County

This budget is for the Period SEPTEMBER 1, 2026 through AUGUST 31, 2027

Upon Filing, The School Certifies the Information Submitted on this Form to be Correct:

AMOUNT OF PERSONAL AND REAL PROPERTY TAX REQUIRED FOR:	Principal and Interest on Bonds	All Other Purposes	TOTAL
General Fund	$ -	$ 6,091,071.00	$ 6,091,071.00
Bond Fund(s) *[If More Than 1 Bond Fund - Total All Together]*	$ 582,854.00		$ 582,854.00
Special Building Fund	$ -	$ 150,505.00	$ 150,505.00
Qualified Capital Purpose Undertaking Fund	$ -	$ -	$ -
Total All Funds	$ 582,854.00	$ 6,241,576.00	$ 6,824,430.00

Outstanding Bonded Indebtedness as of September 1, 2026

(Include Bond Fund(s) and Qualified Capital Purpose Undertaking Fund)

$ 5,305,000.00	Principal
$ 2,623,737.00	Interest
$ 7,928,737.00	**Total Outstanding Bonded Indebtedness**

Total Certified Valuation (All Counties) $ 991,922,399

*(Certification of Valuation(s) from County Assessor **MUST** be attached)*

Report of Joint Public Agency & Interlocal Agreements

Was this Subdivision involved in any Interlocal Agreements or Joint Public Agencies for the reporting period of July 1, 2025 through June 30, 2026?

[X] YES [ ] NO

*If **YES**, Please submit Interlocal Agreement Report by September 30th.*

County Clerk's Use Only

Report of Trade Names, Corporate Names & Business Names

Did the subdivision operate under a separate Trade Name, Corporate Name, or other Business Name during the period of July 1, 2025 through June 30, 2026?

[ ] YES [X] NO

*If **YES**, Please submit Trade Name Report by September 30th.*

Has your School District held a successful election to override the levy limits provided in Statute 77-3442, which is in effect for 2025-2026 school fiscal year?

[ ] YES [X] NO

APA Contact Information

Auditor of Public Accounts
PO Box 98917
Lincoln, NE 68509

Telephone: (402) 471-2111 **FAX:** (402) 471-3301

Website: auditors.nebraska.gov

Questions - E-Mail: Jeff.Schreier@nebraska.gov

Submission Information

Budget Due by 9-30-2026

Submit budget to:

1. Auditor of Public Accounts -Electronically on Website or Mail
2. County Board (SEC. 13-508), C/O County Clerk
3. Nebraska Dept. of Education -Upload to NDE Portal only

BUDGET STATEMENT AND CERTIFICATION OF TAX

County-District # 10-0069
Ravenna Public Schools

2026-2027 BUDGET ADOPTED

	TOTAL BEGINNING BALANCE (Column 1)	TOTAL AVAILABLE RESOURCES BEFORE PROPERTY TAXES (Including Beginning Balances) (Column 2)	PERSONAL AND REAL PROPERTY TAXES (Column 3)	TOTAL RESOURCES AVAILABLE (Col 2 + Col 3) (Column 4)	TOTAL BUDGET OF DISBURSEMENTS & TRANSFERS - SPECIAL EDUCATION (Column 5)	TOTAL BUDGET OF DISBURSEMENTS & TRANSFERS - NON-SPECIAL EDUCATION (Column 6)	TOTAL BUDGET OF DISBURSEMENTS & TRANSFERS (Col 5 + Col 6) (Column 7)	NECESSARY CASH RESERVE (Column 8)	TOTAL REQUIREMENTS (Col 7 + Col 8) (Column 9)
General	2,023,867.00	5,977,520.00	6,030,160.00	12,007,680.00	2,366,910.00	8,257,251.00	10,624,161.00	1,383,519.00	12,007,680.00
Depreciation	192,777.00	300,000.00		300,000.00			300,000.00		300,000.00
Employee Benefit	376,736.00	376,736.00		376,736.00			376,736.00	-	376,736.00
Contingency	-	-		-			-		-
Activities	314,536.00	600,000.00		600,000.00			600,000.00	-	600,000.00
School Nutrition	35,475.00	490,000.00		490,000.00			490,000.00	-	490,000.00
Bond	-	418,382.00	577,025.00	995,407.00			837,764.00	157,643.00	995,407.00
Special Building	3,627,195.00	5,067,077.00	149,000.00	5,216,077.00			5,216,077.00		5,216,077.00
Qualified Capital Purpose Undertaking	250,000.00	250,000.00	-	250,000.00			250,000.00	-	250,000.00
Cooperative	-	-		-			-	-	-
Student Fee	-	-		-			-	-	-
				-					-
TOTAL ALL FUNDS	6,820,586.00	13,479,715.00	6,756,185.00	20,235,900.00	2,366,910.00	8,257,251.00	18,694,738.00	1,541,162.00	20,235,900.00

PERSONAL AND REAL PROPERTY TAX RECAP	General Fund	Bond Fund(s) [Total Of All Bond Funds]	Special Building Fund	Qualified Capital Purpose Undertaking Fund
PERSONAL AND REAL PROPERTY TAXES FROM COLUMN 3 (Line A)	6,030,160.00	577,025.00	149,000.00	-
COUNTY TREASURER'S COMMISSION 1% OF TAXES COLLECTED (Line B)	60,911.00	5,829.00	1,505.00	-
TOTAL PERSONAL AND REAL PROPERTY TAXES (Line A + Line B) (Line C)	6,091,071.00	582,854.00	150,505.00	-

CERTIFIED STATE AID	MOTOR VEHICLE TAXES
$ 617,153.00	$ 250,000.00

COUNTY TREASURER'S BALANCE, 9-1-2026			
-	-	175,000.00	-

County-District # 10-0069

Ravenna Public Schools

2025-2026 ACTUAL/ESTIMATED								
	TOTAL BEGINNING BALANCE (Column 1)	**TOTAL AVAILABLE RESOURCES BEFORE PROPERTY TAXES** (Including Beginning Balances) (Column 2)	**PERSONAL AND REAL PROPERTY TAXES** (Column 3)	**TOTAL RESOURCES AVAILABLE** (Col 2 + Col 3) (Column 4)	**TOTAL DISBURSEMENTS & TRANSFERS - SPECIAL EDUCATION** (Column 5)	**TOTAL DISBURSEMENTS & TRANSFERS - NON-SPECIAL EDUCATION** (Column 6)	**TOTAL DISBURSEMENTS & TRANSFERS** (Col 5 + Col 6) (Column 7)	**TOTAL ENDING BALANCE** (Col 4 - Col 7) (Column 8)
General	2,586,857.00	7,382,519.00	2,900,000.00	10,282,519.00	1,947,835.00	6,310,817.00	8,258,652.00	2,023,867.00
Depreciation	398,752.00	399,112.00		399,112.00			206,335.00	192,777.00
Employee Benefit	376,951.00	380,108.00		380,108.00			3,372.00	376,736.00
Contingency	-	-		-			-	-
Activities	251,656.00	662,936.00		662,936.00			348,400.00	314,536.00
School Nutrition	63,357.00	384,975.00		384,975.00			349,500.00	35,475.00
Bond	-	417,871.00	316,766.00	734,637.00			734,637.00	-
Special Building	7,980,378.00	8,306,644.00	250,000.00	8,556,644.00			4,929,449.00	3,627,195.00
Qualified Capital Purpose Undertaking	236,550.00	236,820.00	36,436.00	273,256.00			23,256.00	250,000.00
Cooperative	-	-		-			-	-
Student Fee	-	-		-			-	-
				-				-
TOTAL ALL FUNDS	11,894,501.00	18,170,985.00	3,503,202.00	21,674,187.00	1,947,835.00	6,310,817.00	14,853,601.00	6,820,586.00

NOTE: Total Disbursements and Transfers (Column 7) is the sum of Column 5 and Column 6 for the General Fund only. For all other funds, numbers will pull automatically from the Worksheets

MOTOR VEHICLE TAXES
$ 220,632.00

County-District # 10-0069

Ravenna Public Schools

2024-2025 ACTUAL								
	TOTAL BEGINNING BALANCE (Column 1)	**TOTAL AVAILABLE RESOURCES BEFORE PROPERTY TAXES** (Including Beginning Balances) (Column 2)	**PERSONAL AND REAL PROPERTY TAXES** (Column 3)	**TOTAL RESOURCES AVAILABLE** (Col 2 + Col 3) (Column 4)	**TOTAL DISBURSEMENTS & TRANSFERS - SPECIAL EDUCATION** (Column 5)	**TOTAL DISBURSEMENTS & TRANSFERS - NON-SPECIAL EDUCATION** (Column 6)	**TOTAL DISBURSEMENTS & TRANSFERS** (Col 5 + Col 6) (Column 7)	**TOTAL ENDING BALANCE** (Col 4 - Col 7) (Column 8)
General	3,457,863.00	7,740,075.00	2,913,446.00	10,653,521.00	1,823,435.00	6,243,229.00	8,066,664.00	2,586,857.00
Depreciation	649,929.00	758,813.00		758,813.00			360,061.00	398,752.00
Employee Benefit	219,709.00	376,951.00		376,951.00			-	376,951.00
Contingency	-	-		-			-	-
Activities	227,991.00	524,269.00		524,269.00			272,613.00	251,656.00
School Lunch	46,506.00	441,366.00		441,366.00			378,009.00	63,357.00
Bond	-	-	-	-			-	-
Special Building	1,760,261.00	7,666,226.00	704,745.00	8,370,971.00			390,593.00	7,980,378.00
Qualified Capital Purpose Undertaking	2.00	87,081.00	149,469.00	236,550.00			-	236,550.00
Cooperative	-	-		-			-	-
Student Fee	-	-		-			-	-
				-				-
TOTAL ALL FUNDS	$ 6,362,261.00	17,594,781.00	3,767,660.00	21,362,441.00	1,823,435.00	6,243,229.00	9,467,940.00	11,894,501.00

NOTE: Total Disbursements and Transfers (Column 7) is the sum of Column 5 and Column 6 for the General Fund only. For all other funds, numbers will pull automatically from the Worksheets

MOTOR VEHICLE TAXES
$ 243,083.00

CORRESPONDENCE INFORMATION

ENTITY OFFICIAL ADDRESS

If no official address, please provide address where correspondence should be sent

NAME	**Ravenna Public Schools**
ADDRESS	**41750 Carthage Road**
CITY & ZIP CODE	**Ravenna, NE 68869**
TELEPHONE	**308-452-3249**
WEBSITE	**https://www.ravennabluejays.org/**

	BOARD CHAIRPERSON		CLERK/TREASURER/SUPERINTENDENT/OTHER	PREPARER
NAME	Misti Fiddelke	Misti Fiddelke	Ken Schroeder	Ken Schroeder
TITLE /FIRM NAME	Board President	Board President	Superintendent	Superintendent
TELEPHONE	308-627-7394	308-627-7394	308-470-0502	308-470-0502
EMAIL ADDRESS	misti.fiddelke@ravenna	misti.fiddelke@rav	ken.schroeder@ravenna.bluejays.org	ken.schroeder@ravenna.bluejays.org

For Questions on this form, who should we contact (please √ one): Contact will be via email if supplied.

- [ ] Board Chairperson
- [X] Clerk / Treasurer / Superintendent / Other
- [ ] Preparer

Ravenna Public Schools

2026-2027 ALLOWABLE GROWTH PERCENTAGE COMPUTATION FORM

CALCULATION OF ALLOWABLE GROWTH PERCENTAGE

Prior Year Non-Bond Property Tax Request (1) $ 5,835,364.00

*(Total Personal and Real Property Tax Required for All Other Purposes from **prior year** budget - Cover Page)*

Base Limitation Percentage Increase (2%) 2.00 % (2)

Real Growth Percentage Increase

6,649,714.00	/	932,698,401.00	=	0.71 % (3)
2026 Real Growth Value per Assessor		Prior Year Total Property Valuation per Assessor		

Total Allowable Growth Percentage Increase (Line 2 + Line 3) (4) 2.71 %

Allowable Dollar Amount of Increase to Property Tax Request (Line 1 x Line 4) (5) $ 158,138.36

TOTAL PROPERTY TAX REQUEST (Line 1 + Line 5) (6) **$ 5,993,502.36**

(Without needing to attend Joint Public Hearing, or be included on postcard notification)

ACTUAL PROPERTY TAX REQUEST

2026-2027 ACTUAL Non-Bond Property Tax Request (7) $ 6,241,576.00

(Total Personal and Real Property Tax Required for All Other Purposes from Cover Page)

Property Tax Request exceeds allowable growth percentage. Political subdivision MUST complete the postcard notification requirements, and participate in the joint public hearing.

If line (7) is **greater than** line (6), your political subdivision **is required** to participate in the joint public hearing, and complete the postcard notification requirements of §77-1633. You must provide the required information to the County Assessor electronically by September 4th. You are not required to hold the Special Hearing to Set the Final Tax Request outlined in §77-1632. The joint public hearing is completed in lieu of this hearing.

If line (7) is **less than** line (6), your political subdivision **is not required** to participate in the joint public hearing, or complete the postcard notification requirements of §77-1633. You are required to hold the Special Hearing to Set the Final Tax Request outlined in §77-1632.

SCHEDULE A GENERAL FUND LID EXCLUSIONS

County-District # 10-0069

Ravenna Public Schools

Line No.		2026-2027 Amount Budgeted To Spend
1	Repairs to Infrastructure Damaged by a Natural Disaster: (List repair)	
2		
3		
4		
5		
6		
7		
8		
9	**Total Repairs to Infrastructure Damaged by a Natural Disaster** (Lines 1 through 8)	$ -
10	**Judgments:** (List the types of judgments obtained against your School District to the extent such judgment is not paid by liability insurance)	
11		
12		
13		
14		
15		
16		
17	**Total Judgments** (Lines 11 through 16)	$ -
18	**Distance Education Courses**	
19	**Amounts eligible as exclusion for Voluntary Termination Agreements**	
20	**Retirement Contribution Increase**	$ 136,020.00
21	**Native American Impact Aid**	
22	**Total General Fund Lid Exclusions - To LC-2 Form** (Line 9 + Line 17 to 21)	$ 136,020.00

Ravenna Public Schools

Schedule B - Levy Limit Compliance

NOTE: The Schedule portion below is to determine if the School District has met the levy limitations.

Line No.		**General Fund** (Column A)	**Bond Funds** (Column B)	**Special Building Funds** (Column C)	**Qualified Capital Purpose Undertaking Funds** (Column D)
1	Total Personal and Real Property Taxes -Cover Page	6,091,071.00	582,854.00	150,505.00	-
2	**Exclusions:**				
3	Bonded indebtedness secured by a levy on property (Includes Co. Treasurer Comm.)	-	582,854.00		-
4	Judgments not paid by liability insurance	-			
5					
6	Voluntary termination agreements with certificated Teachers 9/1/17 and after	-			
7					
8					
9					
10					
11					
12	**Total Exclusions (Line 3 + Line 11)**	-	582,854.00	-	-
13	Total Personal and Real Property Tax Requirement Subject to the Levy Limitation (Line 1 minus Line 12)	6,091,071.00	-	150,505.00	-
14	Assessed Valuation	991,922,399	991,922,399	991,922,399	991,922,399
15	Levy Subject to Limitation ((Line 13 / Line 14) x 100)	0.614067	0.000000	0.015173	0.000000
16	Total Levy for Compliance	0.629240			

Schedule C - Levies Expected to be Set by County

NOTE: The Schedule portion below is to assist with the Levy setting process. Be sure to update valuation column if a particular fund(s) has a different valuation from the standard district-wide valuation noted on the cover page

Fund	Property Taxes	Valuation	Expected Levy
General Fund	$ 6,091,071.00	$ 991,922,399	0.614067
Special Building Fund	$ 150,505.00	$ 991,922,399	0.015173
Bond Fund	$ 582,854.00	$ 991,922,399	0.058760
Bond Fund	$ -	$ 991,922,399	0.000000
Bond Fund	$ -	$ 991,922,399	0.000000
QCPUF Fund	$ -	$ 991,922,399	0.000000
QCPUF Fund		$ 991,922,399	0.000000
		$ 991,922,399	0.000000
		$ 991,922,399	0.000000
		$ 991,922,399	0.000000
		$ 991,922,399	0.000000
		$ 991,922,399	0.000000
		$ 991,922,399	0.000000
		$ 991,922,399	0.000000
		$ 991,922,399	0.000000
		$ 991,922,399	0.000000
		$ 991,922,399	0.000000
		$ 991,922,399	0.000000
		$ 991,922,399	0.000000
		$ 991,922,399	0.000000
Total	**$ 6,824,430.00**		**$ 0.688000**

Must agree to Cover

**** County must independently verify levy calculations before County Board approves final levies pursuant to Neb. Rev. Stat. §77-1601. Calculations shown here are intended to assist only - it is not to be used for official levy setting purposes.**

Superintendent Pay Transparency Notice—Proposed Contract (*Name of current or new superintendent)*

Notice is hereby given that Ravenna Public Schools has approval of a proposed superintendent employment contract/contract amendment on its agenda for the board meeting to be held on March 9th, 2026 at 7:00 pm at the High School Library in Ravenna, Nebraska.

After the 2026/27 school year, how many years remain on the contract:
(Column F must be completed if additional years remain on contract.) 1

The estimated costs to the district for the 2026/27 year and future years are listed below:

	2026/27 Base Pay, Additional Compensation & Benefits	Future Base Pay, Additional Compensation & Benefits per Contract	TOTAL CONTRACT COST
Base Pay for the Total FTE	$ 162,447.40	$ 162,447.40	**$ 324,894.80**
Compensation for activities outside of the regular salary:			
• *Extended contracts / Activities outside of regular salary*			$ -
• *Bonus/Incentive/Performance Pay*			$ -
• *Stipends*			$ -
• *All other costs not mentioned above*			**$ -**
Benefits and Payroll Costs Paid by district:			
• *Insurances (Health, Dental, Life, Long Term Disability)*	$ 32,053.03	$ 32,053.03	$ 64,106.06
• *Cafeteria Plan Stipend*			$ -
• *Cash in lieu of insurance*			$ -
• *Employee's share of retirement, deferred compensation, FICA and Medicare* ***if paid by the district***	$ 25,722.76	$ 25,722.76	$ 51,445.52
• *District's share of retirement, FICA and Medicare*			$ -
• *IRS value of housing allowance*			$ -
• *IRS value of vehicle allowance*			$ -
• *Additional leave days*			$ -
• *Annuities*			$ -
• *Service credit purchase*			$ -
• *Association / Membership dues*	$ 1,500.00	$ 1,500.00	$ 3,000.00
• *Cell Phone/Internet reimbursement*			$ -
• *Relocation reimbursement*			$ -
• *Travel allowance/reimbursement*	$ 1,000.00	$ 1,000.00	$ 2,000.00
• *Mileage Allowance*	$ 1,000.00	$ 1,000.00	$ 2,000.00
• *Educational tuition assistance*			$ -
• *All other benefit costs not mentioned above*			$ -
Totals:	**$ 223,723.19**	**$ 223,723.19**	**$ 447,446.38**

Schedule D

RESOLUTION SETTING THE PROPERTY TAX REQUEST

RESOLUTION NO. 1

WHEREAS, Nebraska Revised Statute 77-1632 and 77-1633 provides that the Governing Body of Ravenna Public Schools passes by a majority vote a resolution or ordinance setting the tax request; and

WHEREAS, a special public hearing was held as required by law to hear and consider comments concerning the property tax request;

NOW, THEREFORE, the Governing Body of Ravenna Public Schools resolves that:

1. The 2026-2027 property tax request be set at:

General Fund:	$	6,091,071.00
Bond Fund:	$	582,854.00
Special Building Fund:	$	150,505.00
Qualified Capital Purpose Undertaking Fund:	$	-

2. The total assessed value of property differs from last year's total assessed value by 6.35 percent.

3. The tax rate which would levy the same amount of property taxes as last year, when multiplied by the new total assessed value of property would be 0.635096 per $100 of assessed value.

4. Ravenna Public Schools proposes to adopt a property tax request that will cause its tax rate to be 0.688 per $100 of assessed value.

5. Based on the proposed property tax request and changes in other revenue, the total operating budget of Ravenna Public Schools will increase (decrease) last year's budget by 31.6 percent.

6. A copy of this resolution be certified and forwarded to the County Clerk on or before October 15, 2026.

Motion by _____, seconded by _____ to adopt Resolution #1.

Voting yes were:	Voting no were:
Misti Fiddelke	
Ryan Osten	
Dawn Standage	
Mike Voelker	
Kelly Bock	
Micah Miigrel	

Dated this14th day of September, 2026

NOTICE OF BUDGET HEARING AND BUDGET SUMMARY

Ravenna Public Schools (10-0069) in Buffalo County, Nebraska

PUBLIC NOTICE is hereby given, in compliance with the provisions of State Statute Sections 13-501 to 13-513, that the governing body will meet on the 16th day of September, 2026 at 7:01 o'clock, PM, at Ravenna Public Schools High School Library for the purpose of hearing support, opposition, criticism, suggestions or observations of taxpayers relating to the following proposed budget and to consider amendments relative thereto. The budget detail is available at the office of the Clerk/Secretary during regular business hours. For more information on statewide receipts and expenditures, and to compare cost per pupil and performance to other school districts, go to: https://nep.education.ne.gov

FUNDS	Actual Disbursements & Transfers 2024-2025 (1)	Actual/Estimated Disbursements & Transfers 2025-2026 (2)	Budgeted Disbursements & Transfers 2026-2027 (3)	Necessary Cash Reserve (4)	Total Available Resources Before Property Taxes (5)	Total Personal and Real Property Tax Requirement (7)
General	$ 8,066,664.00	$ 8,258,652.00	$ 10,624,161.00	$ 1,383,519.00	$ 5,977,520.00	$ 6,091,071.00
Depreciation	$ 360,061.00	$ 206,335.00	$ 300,000.00		$ 300,000.00	
Employee Benefit	$ -	$ 3,372.00	$ 376,736.00	$ -	$ 376,736.00	
Contingency	$ -	$ -	$ -		$ -	
Activities	$ 272,613.00	$ 348,400.00	$ 600,000.00	$ -	$ 600,000.00	
School Nutrition	$ 378,009.00	$ 349,500.00	$ 490,000.00	$ -	$ 490,000.00	
Bond	$ -	$ 734,637.00	$ 837,764.00	$ 157,643.00	$ 418,382.00	$ 582,854.00
Special Building	$ 390,593.00	$ 4,929,449.00	$ 5,216,077.00		$ 5,067,077.00	$ 150,505.00
Qualified Capital Purpose Undertaking	$ -	$ 23,256.00	$ 250,000.00	$ -	$ 250,000.00	$ -
Cooperative	$ -	$ -	$ -	$ -	$ -	
Student Fee	$ -	$ -	$ -	$ -	$ -	
	$ -	$ -	$ -	$ -	$ -	
TOTALS	$ 9,467,940.00	$ 14,853,601.00	$ 18,694,738.00	$ 1,541,162.00	$ 13,479,715.00	$ 6,824,430.00

	Bond Purposes	Non-Bond Purposes	Total
Breakdown of Property Tax	$ 582,854.00	$ 6,241,576.00	$ 6,824,430.00

Notice of Special Hearing To Set Final Tax Request

Ravenna Public Schools (10-0069) in Buffalo County, Nebraska

PUBLIC NOTICE is hereby given, in compliance with the provisions of State Statute Section 77-1632, that the governing body will meet on the 16th day of, September 2026 at 7:02 o'clock PM, at Ravenna Public Schools High School Library for the purpose of hearing support, opposition, criticism, suggestions or observations of taxpayers relating to setting the final tax request.

	2025-2026	2026-2027	Change
Property Valuations	932,698,401	991,922,399	6%

	2025-2026 Budget Information				***2026-2027 Budget Information***				
Fund	2025-2026 Operating Budget	2025-2026 Property Tax Request	2025 Tax Rate	Property Tax Rate (2025-2026 Request **Divided By** 2026 Valuation)	2026-2027 Operating Budget	2026-2027 Proposed Property Tax Request	Proposed 2026 Tax Rate	Change in Tax Rate	Change in Operating Budget
General Fund	10,844,881.00	5,835,364.00	0.625643	0.588288	10,624,161.00	6,091,071.00	0.614067	-2%	-2%
Bond Fund(s) K - 12	877,529.00	464,301.00	0.062357	0.046808	837,764.00	582,854.00	0.058760	-6%	-5%
Bond Fund(s) K - 8			0.000000	0.000000			0.000000	#DIV/0!	0
Bond Fund(s) 9 - 12			0.000000	0.000000			0.000000	#DIV/0!	0
Bond Fund _____			0.000000	0.000000			0.000000	#DIV/0!	0
Special Building Fund	9,878,177.00		0.000000	0.000000	5,216,077.00	150,505.00	0.015173	#DIV/0!	-47%
Qualified Capital Purpose Undertaking Fund K - 12	254,546.00		0.000000	0.000000	250,000.00	-	0.000000	#DIV/0!	-2%
Qualified Capital Purpose Undertaking Fund K - 8			0.000000	0.000000			0.000000	#DIV/0!	0
Qualified Capital Purpose Undertaking Fund 9 - 12			0.000000	0.000000			0.000000	#DIV/0!	0
Total	21,855,133.00	6,299,665.00	0.688000	0.635096	16,928,002.00	6,824,430.00	0.688000	0%	-23%

BUDGET STATEMENT AND CERTIFICATION OF TAX County-District # **10-0069**

Line No.	GENERAL FUND	Source Number	ACTUAL 9-1-2024 to 8-31-2025 (Column 1)	ACTUAL/ESTIMATED 9-1-2025 to 8-31-2026 (Column 2)	ADOPTED 9-1-2026 to 8-31-2027 (Column 3)
1	DISBURSEMENTS & TRANSFERS				
2	All Instruction Except Special Education Instructional Programs	1000's	3,560,621.00	3,625,838.00	4,086,311.00
3	Special Education Instructional Programs (Include Pre-School)	1200's	1,222,482.00	1,244,434.00	1,556,460.00
4	Support Services - Pupils (SPED Related)	2100's	600,953.00	634,086.00	707,450.00
5					
6	Support Services - Pupil (Non-SPED Related)	2100's		185,023.00	215,600.00
7	Support Services - Instructional	2200's	118,242.00	128,039.00	164,790.00
8					
9	Board of Education	2310		20,293.00	46,750.00
10	Executive Administration Services	2320	280,042.00	251,185.00	267,415.00
11	District Legal Services	2330		4,573.00	25,000.00
12	Office of the Principal	2410	459,493.00	471,890.00	464,750.00
13	General Administration - Business Services	2500	263,444.00	275,036.00	330,250.00
14	Maintenance and Operation of Building(s) & Site(s)	2600's	629,423.00	743,645.00	858,200.00
15	Vehicle Acquisition & Maintenance	2650			
16	Regular Pupil Transportation	2710 / 2720 / 2730 / 2790	462,161.00	281,911.00	334,000.00
17	Special Education Pupil Transportation (Include Pre-School)	2712 / 2713 / 2722 / 2723 / 2732 / 2733 / 2792 /		69,315.00	103,000.00
18					
19	Community Services	3300			
20	Categorical Grant from Corporation	3400			
21	State Categorical Programs	3500's	28,442.00	33,715.00	22,250.00
22	Debt Services	5000		-	
23	Federal Programs	6000's	285,342.00	185,864.00	341,935.00
24					
25	Transfers to Lunch & Athletic Fund	8000	156,019.00	103,805.00	100,000.00
26	Interfund Loan/Repayment to Special Buildling Fund			-	1,000,000.00
27					
28					
29					
30	Total Disbursements & Transfers (Including SPED)		8,066,664.00	8,258,652.00	
31	Total Special Education Disbursements	1200 + 2100 + 27X2	1,823,435.00	1,947,835.00	2,366,910.00
32	Total Non-Special Education Disbursements & Transfers		6,243,229.00	6,310,817.00	8,257,251.00
33	TOTAL BUDGET OF DISBURSEMENTS & TRANSFERS (Including SPED)				10,624,161.00
34	NECESSARY CASH RESERVE				1,383,519.00
35	TOTAL REQUIREMENTS				12,007,680.00

36					
37	BEGINNING BALANCES				
38	Cash Balance, 9-1		507,185.00	598,006.00	23,867.00
39	Investments, 9-1		1,760,711.00	1,289,868.00	2,000,000.00
40	County Treasurer's Balance, 9-1		1,189,967.00	698,983.00	
41	Total Beginning Balance		3,457,863.00	2,586,857.00	2,023,867.00
42					
43	RECEIPTS, & TRANSFERS				
44	LOCAL SOURCES				
45	Carline Tax	1115	8,335.00	6,317.00	8,000.00
46	Public Power District Sales Tax	1120	131,354.00	156,788.00	130,000.00
47	Motor Vehicle Taxes	1125	243,083.00	220,632.00	250,000.00
48	Tuition Received from Other Districts	1321 / 1323 / 1335	9,240.00		
49	Tuition Received from Individuals	1311-13 / 1370			
50	Other Tuition	1315 / 1320 / 1322 / 1330 / 1331 / 1340 / 1360		10,505.00	-
51	Transportation Received from Individuals	1410-1411			
52	Transportation Received from Other Districts	1420-1440	2,358.00		
53	Interest	1510 / 1520	49,718.00	10,649.00	50,000.00
54	Community Service Activities	1800			
55	Other Local Receipts	1910 / 1920 / 1990	1,550.00	1,200.00	1,000.00
56	Local License Fees/Court Fines	1911 / 1921	2,650.00	2,350.00	2,000.00
57	Nameplate Capacity Tax	3133			
58	Categorical Grants from Corporations / Private	1925			
59					
60					
61					
62					
63					
64	COUNTY AND ESU SOURCES				
65	Fines and License Fees	2110	26,941.00	24,197.00	25,000.00
66	Other County Sources	2130			
67	ESU Receipts	2210	2,525.00	1,100.00	1,000.00
68					
69					
70	STATE SOURCES				
71	State Aid	3110	591,978.00	611,819.00	617,153.00
72	Special Education Programs	3120	1,032,878.00	1,181,402.00	1,450,000.00
73	Special Education Transportation	3125	37,445.00	38,524.00	35,000.00
74	Homestead Exemption	3130	84,062.00	88,293.00	

75	Payments for Wards of the State or Court	3160 / 3161			
76	Pro-Rate Motor Vehicles	3180	10,729.00	12,458.00	10,000.00
77	Payments for High Ability Learners	3535	4,166.00	4,515.00	4,000.00
78	Other State Appropriations				
79					
80					
81					
82					
83					
84	State Apportionment	3400	129,019.00	90,400.00	75,000.00
85	Other				
86	State Categorical Programs	3500's	21,692.00	-	15,000.00
87	Other State Receipts	3990			
88	Property Tax Credit and Personal Property Tax Credit	3131 / 3132 / 3134	1,505,297.00	2,073,331.00	
89	FEDERAL SOURCES				
90	Title ESSA Programs (Includes ESSA Title I)	4500-4511	83,402.00	86,402.00	75,000.00
91		4526-4528, 4531			
92					
93					
94	IDEA Programs	4512-4523	116,511.00	113,505.00	115,000.00
95		4416-4418			
96					
97	Medicaid in Public Schools	4708	6,533.00	9,590.00	5,000.00
98	Medicaid Administrative Activities in Public Schools	4709	5,972.00	1,571.00	5,000.00
99	Title 8 (Impact Aid)	4305			
100	Other Federal Non-Categorical Receipts	4524			
101			37,319.00		
102			39,350.00		30,000.00
103			10,000.00		
104	Vocational Education (Carl Perkins)	4525			
105	Other Federal Categorical Receipts	4530			
106					
107	Grants from Corporations & Other Private Interests	4710			
108			57,687.00	-	-
109	NON-REVENUE SOURCES				
110	Tax Anticipation Notes	5150			
111	Long Term Loans	5400			
112	Insurance Adjustments	5301	13,223.00	38,525.00	-
113	Sale of Property	5300	2,540.00	4,478.00	500.00
114	Transfers from _____ Fund	5200			
115	Cash Balance from Dissolved/Merged Districts	5610			

116					
117	Other Non-Revenue Receipts	5690	14,655.00	7,111.00	50,000.00
118	Learning Community Property Taxes				
119	Interfund Loan/Repayment From Special Building Fund				1,000,000.00
120	Total Available Resources Before Property Taxes		7,740,075.00	7,382,519.00	5,977,520.00
121	Personal and Real Property Taxes	1100	2,913,446.00	2,900,000.00	6,030,160.00
122	TOTAL RESOURCES AVAILABLE		10,653,521.00	10,282,519.00	12,007,680.00
123	Less: Disbursements & Transfers		8,066,664.00	8,258,652.00	
124	BALANCE FORWARD		2,586,857.00	2,023,867.00	

	PROPERTY TAX RECAP
1. Tax from Line 121	6,030,160.00
2. Compute County Treasurer's Commission at 1% of tax collections.	60,911.00
3. Total Personal and Real Property Tax Requirement	6,091,071.00

Note: To present a balanced budget, TOTAL RESOURCES AVAILABLE on line 122 must agree with TOTAL REQUIREMENTS on line 35 in the Adopted Column.

BUDGET STATEMENT AND CERTIFICATION OF TAX County-District # **10-0069**

Line No.	DEPRECIATION FUND	Object/ Source Number	ACTUAL 9-1-2024 to 8-31-2025 (Column 1)	ACTUAL/ESTIMATED 9-1-2025 to 8-31-2026 (Column 2)	ADOPTED 9-1-2026 to 8-31-2027 (Column 3)
1	DISBURSEMENTS & TRANSFERS				
2	Re-Appropriated Funds		360,061.00	125,735.00	300,000.00
3				30,600.00	
4				13,000.00	
5				37,000.00	
6					
7					
8					
9					
10					
11	Transfers to General Fund	8000-911			
12	Total Disbursements & Transfers		360,061.00	206,335.00	
13	TOTAL BUDGET OF DISBURSEMENTS & TRANSFERS				300,000.00
14	TOTAL REQUIREMENTS				300,000.00
15	BEGINNING BALANCES, RECEIPTS, & TRANSFERS				
16	Cash Balance, 9-1		649,929.00	398,752.00	192,777.00
17	Investments, 9-1				
18	Total Beginning Balance		649,929.00	398,752.00	192,777.00
19	LOCAL SOURCES				
20	Interest	1510	556.00	360.00	150.00
21					
22	NON-REVENUE SOURCES				
23	Transfers from General Fund	5200	100,000.00		107,073.00
24			8,328.00		
25					
26					
27	TOTAL RESOURCES AVAILABLE		758,813.00	399,112.00	300,000.00
28	Less: Disbursements & Transfers		360,061.00	206,335.00	
29	BALANCE FORWARD		398,752.00	192,777.00	

NOTE: To present a balanced budget, TOTAL RESOURCES AVAILABLE on line 27 must agree with TOTAL REQUIREMENTS on line 14 in the Adopted Column.

BUDGET STATEMENT AND CERTIFICATION OF TAX County-District # **10-0069**

Line No.	EMPLOYEE BENEFIT FUND	Object/ Source Number	ACTUAL 9-1-2024 to 8-31-2025 (Column 1)	ACTUAL/ESTIMATED 9-1-2025 to 8-31-2026 (Column 2)	ADOPTED 9-1-2026 to 8-31-2027 (Column 3)
1	DISBURSEMENTS & TRANSFERS				
2	Re-Appropriated Funds		-		
3	Unemployment Payments			3,372.00	
4	Staff Insurance Benefits Payment				376,736.00
5					
6					
7					
8					
9					
10					
11	Transfers to General Fund	8000-911			
12	Total Disbursements & Transfers		-	3,372.00	
13	TOTAL BUDGET OF DISBURSEMENTS & TRANSFERS				376,736.00
14	NECESSARY CASH RESERVE				
15	TOTAL REQUIREMENTS				376,736.00
16	BEGINNING BALANCES, RECEIPTS, & TRANSFERS				
17	Cash Balance, 9-1		113,930.00	376,951.00	376,736.00
18	Investments, 9-1		105,779.00		
19	Total Beginning Balance		219,709.00	376,951.00	376,736.00
20	LOCAL SOURCES				
21	Interest	1510	7,242.00	3,157.00	
22					
23	NON-REVENUE SOURCES				
24	Transfers from General Fund	5200	150,000.00		
25					
26					
27					
28	TOTAL RESOURCES AVAILABLE		376,951.00	380,108.00	376,736.00
29	Less: Disbursements & Transfers		-	3,372.00	
30	BALANCE FORWARD		376,951.00	376,736.00	

Note: To present a balanced budget, TOTAL RESOURCES AVAILABLE on line 28 must agree with TOTAL REQUIREMENTS on line 15 in the Adopted Column.

BUDGET STATEMENT AND CERTIFICATION OF TAX County-District # **10-0069**

Line No.	CONTINGENCY FUND	Object/ Source Number	ACTUAL 9-1-2024 to 8-31-2025 (Column 1)	ACTUAL/ESTIMATED 9-1-2025 to 8-31-2026 (Column 2)	ADOPTED 9-1-2026 to 8-31-2027 (Column 3)
1	DISBURSEMENTS & TRANSFERS				
2	Legal Services	2330	-	-	-
3	Judgments/Settlements	820	-	-	-
4					
5					
6					
7	Transfers to General Fund	8000-911			
8	Total Disbursements & Transfers		-	-	
9	TOTAL BUDGET OF DISBURSEMENTS & TRANSFERS				-
10	TOTAL REQUIREMENTS				-
11	BEGINNING BALANCES, RECEIPTS, & TRANSFERS				
12	Cash Balance, 9-1		-	-	-
13	Investments, 9-1				
14	Total Beginning Balance		-	-	-
15	LOCAL SOURCES				
16	Interest	1510		-	-
17					
18	NON-REVENUE SOURCES				
19	Transfers from General Fund	5200	-	-	-
20					
21	TOTAL RESOURCES AVAILABLE		-	-	-
22	Less: Disbursements & Transfers		-	-	
23	BALANCE FORWARD		-	-	

Budgeted Calculation of Maximum Total Disbursements & Transfers

$ 10,624,161.00 x .05 = 531,208.05

(Total Budget of Disbursements & Transfers-General Fund) (Column 3, Line 9 may not exceed this amount)

[From General Fund Line 33]

Note: To present a balanced budget, TOTAL RESOURCES AVAILABLE on line 21 must agree with TOTAL REQUIREMENTS on line 10 in the Adopted Column.

BUDGET STATEMENT AND CERTIFICATION OF TAX County-District # **10-0069**

Line No.	ACTIVITIES FUND	Object/ Source Number	ACTUAL 9-1-2024 to 8-31-2025 (Column 1)	ACTUAL/ESTIMATED 9-1-2025 to 8-31-2026 (Column 2)	ADOPTED 9-1-2026 to 8-31-2027 (Column 3)
1	DISBURSEMENTS & TRANSFERS				
2			272,613.00	348,400.00	600,000.00
3					
4					
5					
6					
7					
8					
9					
10					
11	Transfers to General Fund	8000-911			
12	Total Disbursements & Transfers		272,613.00	348,400.00	
13	TOTAL BUDGET OF DISBURSEMENTS & TRANSFERS				600,000.00
14	NECESSARY CASH RESERVE				
15	TOTAL REQUIREMENTS				600,000.00
16	BEGINNING BALANCES, RECEIPTS, & TRANSFERS				
17	Cash Balance, 9-1		227,991.00	251,656.00	314,536.00
18	Investments, 9-1				
19	Total Beginning Balance		227,991.00	251,656.00	314,536.00
20	LOCAL SOURCES				
21	Interest	1510	333.00	380.00	350.00
22	Activities Receipts	1790	240,445.00	350,900.00	225,114.00
23	Admissions	1710			
24					
25	NON-REVENUE SOURCES				
26	Transfers from General Fund	5200	55,500.00	60,000.00	60,000.00
27					
28	TOTAL RESOURCES AVAILABLE		524,269.00	662,936.00	600,000.00
29	Less: Disbursements & Transfers		272,613.00	348,400.00	
30	BALANCE FORWARD		251,656.00	314,536.00	

NOTE: To present a balanced budget, TOTAL RESOURCES AVAILABLE on line 28 must agree with TOTAL REQUIREMENTS on line 15 in the Adopted Column.

BUDGET STATEMENT AND CERTIFICATION OF TAX County-District # **10-0069**

Line No.	SCHOOL NUTRITION FUND	Object/ Source Number	ACTUAL 9-1-2024 to 8-31-2025 (Column 1)	ACTUAL/ESTIMATED 9-1-2025 to 8-31-2026 (Column 2)	ADOPTED 9-1-2026 to 8-31-2027 (Column 3)
1	DISBURSEMENTS & TRANSFERS				
2	Salaries	100's	109,787.00	120,000.00	135,000.00
3	Employee Benefits	200's	69,346.00	60,000.00	90,000.00
4	Purchased Services	300 / 400	1,608.00	2,500.00	1,500.00
5	Supplies & Materials (Excluding Food)	610	8,580.00	12,000.00	20,000.00
6	Food	630	170,342.00	155,000.00	193,500.00
7	Capital Outlay (New & Replacement)	731, 733, 739	17,245.00		50,000.00
8	Other		1,101.00		
9					
10					
11	Transfers to General Fund	8000-911			
12	Total Disbursements & Transfers		378,009.00	349,500.00	
13	TOTAL BUDGET OF DISBURSEMENTS & TRANSFERS				490,000.00
14	NECESSARY CASH RESERVE				
15	TOTAL REQUIREMENTS				490,000.00
16	BEGINNING BALANCES, RECEIPTS, & TRANSFERS				
17	Cash Balance, 9-1		46,506.00	63,357.00	35,475.00
18	Investments, 9-1				
19	Total Beginning Balance		46,506.00	63,357.00	35,475.00
20	LOCAL SOURCES				
21	Interest	1510	35.00	50.00	50.00
22	Sale of Lunches/Milk	1610-1650	126,948.00	124,000.00	200,000.00
23					
24	STATE SOURCES				
25	State Reimbursement	3150	1,410.00	1,356.00	1,475.00
26					
27	FEDERAL SOURCES				
28	Federal Reimbursement	4210 / 4211	165,904.00	146,212.00	200,000.00
29					
30	NON-REVENUE SOURCES				
31	Transfers from General Fund	5200	100,519.00	50,000.00	53,000.00
32			44.00		
33	TOTAL RESOURCES AVAILABLE		441,366.00	384,975.00	490,000.00
34	Less: Disbursements & Transfers		378,009.00	349,500.00	
35	BALANCE FORWARD		63,357.00	35,475.00	

NOTE: To present a balanced budget, TOTAL RESOURCES AVAILABLE on line 33 must agree with TOTAL REQUIREMENTS on line 15 in the Adopted Column.

BUDGET STATEMENT AND CERTIFICATION OF TAX County-District # **10-0069**

Line No.	BOND FUND	Object/ Source Number	ACTUAL 9-1-2024 to 8-31-2025 (Column 1)	ACTUAL/ESTIMATED 9-1-2025 to 8-31-2026 (Column 2)	ADOPTED 9-1-2026 to 8-31-2027 (Column 3)
1	DISBURSEMENTS & TRANSFERS				
2	Bond - Refunded	831	-		
3	Bond - Principal	831	-	195,000.00	185,000.00
4	Bond - Interest	832	-	222,871.00	234,382.00
5					
6	Transfers to General Fund	8000-911	-		
7	Interfund Loan Repayment To Special Building Fund		-	316,766.00	418,382.00
8	Total Disbursements & Transfers		-	734,637.00	
9	TOTAL BUDGET OF DISBURSEMENTS & TRANSFERS				837,764.00
10	NECESSARY CASH RESERVE				157,643.00
11	TOTAL REQUIREMENTS				995,407.00
12	BEGINNING BALANCES, RECEIPTS, & TRANSFERS				
13	Cash Balance, 9-1		-	-	-
14	Investments, 9-1		-	-	-
15	County Treasurers Balance, 9-1		-	-	-
16	Total Beginning Balance		-	-	-
17	LOCAL SOURCES				
18	Carline Tax	1115	-	-	-
19	Interest	1510	-	-	-
20					
21					
22	STATE SOURCES				
23	Homestead Exemption	3130	-	-	
24	Pro-Rate Motor Vehicle	3180	-	-	
25					
26	Property Tax Credit				
27	NON-REVENUE SOURCES				
28	Sales of Bonds (Re-funding)	5101	-	-	
29	Transfers from General Fund	5200	-	-	
30					
31	Interfund Loan From Special Building Fund			417,871.00	418,382.00
32	Total Available Resources Before Property Taxes		-	417,871.00	418,382.00
33	Personal and Real Property Taxes	1100	-	316,766.00	577,025.00
34	TOTAL RESOURCES AVAILABLE		-	734,637.00	995,407.00
35	Less: Disbursements & Transfers		-	734,637.00	
36	BALANCE FORWARD		-	-	

	PROPERTY TAX RECAP
1. Tax From Line 33	577,025.00
2. Compute County Treasurer's Commission at 1% of tax requirement.	5,829.00
3. Total Personal and Real Property Tax Requirement.	582,854.00

Note: To present a balanced budget, TOTAL RESOURCES AVAILABLE on line 34 must agree with TOTAL REQUIREMENTS on line 11 in the Adopted Column.

Bond Fund

School District Total Debt Outstanding as of September 1, 2026

The district officers of any school district in Nebraska shall have power, on the terms and conditions set forth in sections 10-702 to 10-716, to issue the bonds of the district for the purpose of (1) purchasing a site for and erecting thereon a schoolhouse or schoolhouses or a teacherage or teacherages, or for such purchase or erection, or purchasing an existing building or buildings for use as a schoolhouse or schoolhouses, including the site or sites upon which such building or buildings are located, and furnishing the same, in such district, (2) retiring registered warrants, and (3) paying for additions to or repairs for a schoolhouse or schoolhouses or a teacherage or teacherages.

School districts also have the ability to issue bonds as set forth in State Statute Section 79-10,110 for the purpose of paying amounts necessary for the abatement of environmental hazards, accessibility barrier elimination, or modifications for life safety code violations, indoor air quality, or mold abatement and prevention.

The District has the following debt outstanding as of September 1, 2026:
(Include Bond fund(s) and Qualified Capital Purpose Undertaking Fund)

Fiscal Year	Principal	Interest	Total
2026-2027	$ 185,000.00	$ 233,382.00	$ 418,382.00
2027-2028	$ 195,000.00	$ 224,132.00	$ 419,132.00
2028-2029	$ 200,000.00	$ 214,382.00	$ 414,382.00
2029-2030 and thereafter	$ 4,725,000.00	$ 1,951,841.00	$ 6,676,841.00
Total All Years	**$ 5,305,000.00**	**$ 2,623,737.00**	**$ 7,928,737.00**

BUDGET STATEMENT AND CERTIFICATION OF TAX County-District # **10-0069**

Line No.	SPECIAL BUILDING FUND	Object/ Source Number	ACTUAL 9-1-2024 to 8-31-2025 (Column 1)	ACTUAL/ESTIMATED 9-1-2025 to 8-31-2026 (Column 2)	ADOPTED 9-1-2026 to 8-31-2027 (Column 3)
1	DISBURSEMENTS & TRANSFERS				
2	Purchased Services	400		4,511,378.00	
3	Supplies	600			
4	Capital Outlay (New Only)	700's			
5	Site Acquisition & Improvements	710	367,997.00		2,912,695.00
6	Building Acquisition & Improvement	720	22,596.00		885,000.00
7	Loan Repayment	831 / 832			
8					
9	Interfund Loan To Bond Fund for Debt Service & GF for Cashflow			418,071.00	1,418,382.00
10	Total Disbursements & Transfers		390,593.00	4,929,449.00	
11	TOTAL BUDGET OF DISBURSEMENTS & TRANSFERS				5,216,077.00
12	TOTAL REQUIREMENTS				5,216,077.00
13	BEGINNING BALANCES & RECEIPTS				
14	Cash Balance, 9-1		48,408.00	385,737.00	1,452,195.00
15	Investments, 9-1		1,556,709.00	7,421,321.00	2,000,000.00
16	County Treasurer's Balance, 9-1		155,144.00	173,320.00	175,000.00
17	Total Beginning Balance		1,760,261.00	7,980,378.00	3,627,195.00
18	LOCAL SOURCES				
19	Carlline Tax	1115	75,348.00	300.00	10,000.00
20	Interest	1510	33,273.00	7,000.00	10,000.00
21					
22	Other Non-Revenue Sources		8,500.00		
23	STATE SOURCES				
24	Homestead Exemption	3130	21,294.00	1,000.00	
25	Pro-Rate Motor Vehicles	3180	2,206.00	1,200.00	1,500.00
26					
27	Property Tax Credit	3131	381,304.00		
28	FEDERAL SOURCES				
29	Total Federal Receipts	4000's			
30	NON-REVENUE SOURCES				
31	Sale of Bonds	5101	5,384,040.00		
32	Long Term Loans	5400			
33	Sale of Property	5300			
34	Learning Community Property Taxes				
35	Interfund Loan Repayments From Bond Fund and General Fund			316,766.00	1,418,382.00
36	Total Available Resources Before Property Taxes		7,666,226.00	8,306,644.00	5,067,077.00
37	Personal and Real Property Taxes	1100	704,745.00	250,000.00	149,000.00
38	TOTAL RESOURCES AVAILABLE		8,370,971.00	8,556,644.00	5,216,077.00
39	Less: Disbursements & Transfers		390,593.00	4,929,449.00	
40	BALANCE FORWARD		7,980,378.00	3,627,195.00	

	PROPERTY TAX RECAP
1. Tax From Line 37	149,000.00
2. Compute County Treasurer's Commission at 1% of tax requirement.	1,505.00
3. Total Personal and Real Property Tax Requirement.	150,505.00

Note: To present a balanced budget, TOTAL RESOURCES AVAILABLE on line 38 must agree with TOTAL REQUIREMENTS on line 12 in the Adopted Column.

BUDGET STATEMENT AND CERTIFICATION OF TAX County-District # **10-0069**

Line No.	QUALIFIED CAPITAL PURPOSE UNDERTAKING FUND	Object/ Source Number	ACTUAL 9-1-2024 to 8-31-2025 (Column 1)	ACTUAL/ESTIMATED 9-1-2025 to 8-31-2026 (Column 2)	ADOPTED 9-1-2026 to 8-31-2027 (Column 3)
1	DISBURSEMENTS & TRANSFERS				
2	Building & Site Improvement	720	-	23,256.00	250,000.00
3	Bond - Refunded	831	-		
4	Bond - Principal	831	-		
5	Bond - Interest	832	-		
6					
7	Interfund Loan/Repayment To _____ Fund				
8	Total Disbursements & Transfers		-	23,256.00	
9	TOTAL BUDGET OF DISBURSEMENTS & TRANSFERS				250,000.00
10	NECESSARY CASH RESERVE				
11	TOTAL REQUIREMENTS				250,000.00
12	BEGINNING BALANCES & RECEIPTS				
13	Cash Balance, 9-1		2.00	236,550.00	250,000.00
14	Investments, 9-1				
15	County Treasurers Balance, 9-1				
16	Total Beginning Balance		2.00	236,550.00	250,000.00
17	LOCAL SOURCES				
18	Carline Tax	1115	452.00	120.00	
18	Interest	1510			
20					
21	STATE SOURCES				
22	Homestead Exemption	3130	4,564.00		
23	Pro-Rate Motor Vehicle	3180	354.00	150.00	-
24					
25	Property Tax Credit	3131	81,709.00	-	
26	FEDERAL SOURCES				
27	Total Federal Receipts	4000's			
28	NON-REVENUE SOURCES				
29	Qualified School Construction Bonds	5301			
30	Long Term Loans	5400			
31	Interfund Loan/Repayment From _____ Fund				
32	Total Available Resources Before Property Taxes		87,081.00	236,820.00	250,000.00
33	Personal and Real Property Taxes	1100	149,469.00	36,436.00	-
34	TOTAL RESOURCES AVAILABLE		236,550.00	273,256.00	250,000.00
35	Less: Disbursements & Transfers		-	23,256.00	
36	BALANCE FORWARD		236,550.00	250,000.00	

	PROPERTY TAX RECAP
1. Tax From Line 33	-
2. Compute County Treasurer's Commission at 1% of tax requirement.	-
3. Total Personal and Real Property Tax Requirement.	-

Note: To present a balanced budget, TOTAL RESOURCES AVAILABLE on line 34 must agree with TOTAL REQUIREMENTS on line 11 in the Adopted Column.

Qualified Capital Purpose Undertaking Fund

BUDGET STATEMENT AND CERTIFICATION OF TAX County-District # **10-0069**

Line No.	COOPERATIVE FUND	Function/ Source Number	ACTUAL 9-1-2024 to 8-31-2025 (Column 1)	ACTUAL/ESTIMATED 9-1-2025 to 8-31-2026 (Column 2)	ADOPTED 9-1-2026 to 8-31-2027 (Column 3)
1	DISBURSEMENTS				
2	All Instruction	1000's / 1200's	-	-	-
3	Support Services - Pupils (SPED and Non-SPED Related)	2100's	-	-	-
4	Support Services - Staff	2200's	-	-	-
5	Executive Administration Services	2320	-	-	-
6	Office of the Principal	2410	-	-	-
7	General Administration - Business Services	2500	-	-	-
8	Community Services	3300	-	-	-
9	State Categorical Programs	3500's	-	-	-
10	Federal Programs	6000's	-	-	-
11					
12					
13					
14	Total Disbursements		-	-	
15	TOTAL BUDGET OF DISBURSEMENTS				-
16	NECESSARY CASH RESERVE				
17	TOTAL REQUIREMENTS				-
18	BEGINNING BALANCES, RECEIPTS, & TRANSFERS				
19	Cash Balance, 9-1		-	-	-
20	Investments, 9-1		-	-	-
21	Total Beginning Balance		-	-	-
22	LOCAL SOURCES				
23	Tuition Received from Districts	1321	-	-	-
24					
25	STATE SOURCES				
26	State Non-Categorical Programs				
27	State Categorical Programs	3500	-	-	-
28					
29	FEDERAL SOURCES				
30	Federal Programs	4000's	-	-	-
31					
32					
33	NON-REVENUE SOURCES				
34	Transfers from General Fund	5200	-	-	-
35					
36	TOTAL RESOURCES AVAILABLE		-	-	-
37	Less: Disbursements		-	-	
38	BALANCE FORWARD		-	-	

NOTE: Pages should only be filled out by the school acting as the fiscal agent for the Cooperative. All schools show payment for services in the General Fund.

Note: To present a balanced budget, TOTAL RESOURCES AVAILABLE on line 36 must agree with TOTAL REQUIREMENTS on line 17 in the Adopted Column.

BUDGET STATEMENT AND CERTIFICATION OF TAX County-District # **10-0069**

Line No.	STUDENT FEE FUND	Function/ Source Number	ACTUAL 9-1-2024 to 8-31-2025 (Column 1)	ACTUAL/ESTIMATED 9-1-2025 to 8-31-2026 (Column 2)	ADOPTED 9-1-2026 to 8-31-2027 (Column 3)
1	DISBURSEMENTS				
2	Extracurricular Activities		-	-	-
3	Postsecondary Education		-	-	-
4	Summer or Night School		-	-	-
5					
6					
7					
8					
9					
10					
11					
12					
13					
14	Total Disbursements		-	-	
15	TOTAL BUDGET OF DISBURSEMENTS				-
16	NECESSARY CASH RESERVE				
17	TOTAL REQUIREMENTS				-
18	BEGINNING BALANCES & RECEIPTS				
19	Cash Balance, 9-1		-	-	-
20	Investments, 9-1		-	-	-
21	Total Beginning Balance		-	-	-
22	LOCAL SOURCES				
23	Interest	1510	-	-	-
24	Extracurricular Activities Fees	1741	-	-	-
25	Postsecondary Education Fees	1742	-	-	-
26	Summer or Night School Fees	1743	-	-	-
27					
28					
29					
30	NON-REVENUE SOURCES				
31			-	-	-
32					
33					
34	TOTAL RESOURCES AVAILABLE		-	-	-
35	Less: Disbursements		-	-	
36	BALANCE FORWARD		-	-	

Note: To present a balanced budget, TOTAL RESOURCES AVAILABLE on line 34 must agree with TOTAL REQUIREMENTS on line 17 in the Adopted Column.

GENERAL FUND LINE ITEM BUDGET

		2022-2023	2023-24	2024-25
01 1100 111 001 000	SALARIES TEACHERS-SECONDARY	1,038,562	921,205	923,742
01 1100 111 002 000	SALARIES TEACHERS ELEM.	985,585	750,000	971,972
01 1100 112 001 000	AIDES/COACHES	0	7,000	5,000
01 1100 120 001 000	SUBSTITUTE OR TEMPORARY SALARIES	1,000	3,500	3,000
01 1100 123 001 000	Sub Salaries Secon	37,000	25,000	25,000
01 1100 123 002 000	Sub Salaries Elem	33,000	25,000	20,000
01 1000 150 001 000	ADDITIONAL Comp-non			
01 1100 151 001 000	ADDITIONAL COMP. TEACHERS/PROF. STAFF	0	128,000	130,000
01 1100 151 002 000	ADDITIONAL COMP. TEACHERS/PROF. STAFF	0	40,000	40,000
01 1100 152 001 000	ADDITIONAL COMP. AIDES	0	3,000	5,000
01 1100 211 001 000	Health Ins Secon	397,188	350,000	407,103
01 1100 211 002 000	Health Ins Elem	398,028	300,000	428,318
01 1100 212 001 000	GROUP INSURANCE-AIDES	0	25	25
01 1100 213 001 000	GROUP INS.-SUBS	0	1,000	1,000
01 1100 213 002 000	GROUP INS.-SUBS	7,280	7,500	7,500
01 1100 220 001 000	FICA-NON INSTRUCTIONAL	0	250	250
01 1100 221 001 000	Fica Secon	82,996	80,000	75,000
01 1100 221 002 000	Fica Elem	78,687	65,000	78,000
01 1100 222 001 000	FICA-COACHES/AIDES	0	1,000	1,000
01 1100 223 001 000	FICA-SUB SUBS	2,700	2,000	2,000
01 1100 223 002 000	FICA-SUB SUBS	2,500	2,000	2,000
01 1100 231 001 000	RETIREMENT TEACHERS/ADMINS	102,686	105,000	95,000
01 1100 231 002 000	RETIREMENT TEACHERS/ADMIN	97,355	85,000	100,000
01 1100 232 001 000	RETIREMENT-COACHES/AIDES	0	400	400
01 1100 233 001 000	RETIREMENT-SUBS	0	200	200
01 1100 233 002 000	RETIREMENT-SUBS	0	200	200
01 1100 281 001 000	CASH IN LIEU/HSA	8,357	15,000	20,000
01 1100 281 002 000	CASH IN LIEU/HSA	10,000	25,000	25,000
01 1100 283 001 000	UNEMPLOYMENT COMP OR INS	0	100	100
01 1100 283 002 000	UNEMPLOYMENT COMP OR INS	0	100	100
01 1100 330 001 000	ASSEMBLIES	1,000	5,000	5,000
01 1100 330 002 000	ASSEMBLIES	1,000	5,000	5,000
01 1100 334 000 000	Mileage for Psyche Services	2,500	2,500	2,500
01 1100 382 000 000	INTERNET SERVICES	10,000	7,500	7,500
01 1100 382 001 000	Distance Education	7,500	0	0
01 1100 431 001 000	REPAIRS & MAINTENANCE - CONTRACTED	5,000	0	0
01 1100 431 002 000	REPAIRS & MAINTENANCE - CONTRACTED	1,500	0	0
01 1100 443 001 000	LEASED EQUIP	9,000	8,000	10,000
01 1100 443 002 000	LEASED EQUIP	8,500	2,500	2,500
01 1100 580 001 000	Travel Secon	2,000	5,000	5,000

01 1100 580 002 000	Travel Elem	1,500	2,000	2,000
01 1100 591 001 000	LMHP Contracted Through ESU - Secondary	0	15,000	15,000
01 1100 591 001 000	LMHP Contracted Through ESU - Elementary	0	15,000	15,000
01 1100 610 001 000	Gen Supplies Secon	15,000	15,000	15,000
01 1100 610 002 000	Gen Supplies Elem	15,000	15,000	15,000
01 1100 640 001 000	Textbooks Secon	30,000	30,000	30,000
01 1100 640 002 000	Textbooks Elem	30,000	30,000	30,000
01 1100 733 001 000	Equipment Secon	10,000	10,000	10,000
01 1100 733 002 000	Equipment Elem	7,500	7,500	7,500
01 1100 734 001 000	Comp Equip Secon	60,000	60,000	40,000
01 1100 734 002 000	Comp Equip Elem	2,500	2,500	20,000
01 1100 735 001 000	Comp Software Secon	30,000	30,000	30,000
01 1100 735 002 000	Comp Software Elem	20,000	15,000	15,000
01 1100 810 001 000	FEES	5,500	2,500	2,500
01 1100 810 002 000	FEES	500	1,000	1,000
01 1100 890 001 000	Other Misc Exp Secon	2,500	3,000	3,000
01 1100 890 002 000	Other Misc Exp Elem	2,500	1,000	1,000
1100 SALARIES		3,563,424	3,232,480	3,656,410

01 1160 111 002 000	SALARIES TEACHERS POVERTY	80,000	80,000	67,000
01 1160 211 002 000	Poverty Program Health Ins	12,003	12,000	21,000
01 1160 221 002 000	Poverty Program FICA	3,000	3,000	5,000
01 1160 231 002 000	Poverty Program Retire	5,000	5,000	7,000
01 1160 281 002 000	TEACHERS/PRINCIPALS HSA	0	0	0
1160 POVERTY		100,003	100,000	100,000

01 1190 111 002 000	SALARIES TEACHERS PRE K	46,763	5,115	26,000
01 1190 112 002 000	PreK Para	42,900	20,000	35,000
01 1190 123 002 000	PreK Subs	1,500	1,500	2,000
01 1190 211 002 000	PreK Health	40,673	27,000	27,000
01 1190 212 002 000	GROUP INSURANCE-AIDES	0	8,000	10,000
01 1190 221 002 000	PreK Fica	6,974	6,974	5,000
01 1190 222 002 000	FICA-AIDES	0	1,500	2,500
01 1190 223 002 000	FICA-SUB SUBS	0	300	300
01 1190 231 002 000	PreK Retire	8,857	5,000	2,500
01 1190 232 002 000	RETIREMENT AIDES	0	2,000	4,000
01 1190 233 002 000	RETIREMENT-SUBS	0	150	250
01 1190 610 002 000	PreK Supplies	500	500	500
01 1190 890 002 000	PreK Misc Exp	500	500	500
1190 PREK		148,667	78,539	115,550

01 1200 111 001 000	SPED Teachers	201,750	206,750	210,000
01 1200 111 002 000	SALARIES TEACHERS SPED ELEMENTARY	208,953	210,000	225,000
01 1200 112 001 000	SPED Paras	212,289	150,000	160,000
01 1200 112 002 000	Aide Elem	177,912	125,000	140,000
01 1200 116 001 000	Nurse Sp Ed Services	0	750	750
01 1200 116 002 000	Nurse Sp Ed Services	0	250	250
01 1200 122 001 000	Sub Paras Salary	0	1,500	1,500
01 1200 123 001 000	Sub Secon	12,000	5,000	5,000
01 1200 123 002 000	Sub Elem	10,000	7,500	7,500
01 1200 132 001 000	OT - AIDES/PARAS	0	1,500	1,500
01 1200 132 002 000	OT - AIDES/PARAS	0	100	250
01 1200 151 001 000	ADDITIONAL COMP. TEACHERS/PROF. STAFF	0	1,000	10,000
01 1200 211 001 000	Health Ins	97,156	75,000	60,000
01 1200 211 002 000	Health Ins Elem	120,124	75,000	85,000
01 1200 212 001 000	GROUP INSURANCE-AIDES	0	20,000	20,000
01 1200 212 002 000	GROUP INSURANCE-AIDES	0	25,000	25,000
01 1200 213 001 000	GROUP INS.-SUBS	0	0	200
01 1200 213 002 000	GROUP INS.-SUBS	0	100	200
01 1200 216 001 000	Health Ins. NURSE	0	100	100
01 1200 216 002 000	Health Ins-NURSE	0	100	100
01 1200 221 001 000	Fica Secon	33,857	20,000	15,000
01 1200 221 002 000	Fica Elem	29,810	20,000	20,000
01 1200 222 001 000	FICA-AIDES	0	10,000	10,000
01 1200 222 002 000	FICA-AIDES	0	7,500	8,500
01 1200 223 001 000	FICA-SUB SUBS	0	250	400
01 1200 223 002 000	FICA-SUB SUBS	0	500	750
01 1200 226 001 000	Fica-NURSE	0	100	100
01 1200 226 002 000	Fica-NURSE	0	50	50
01 1200 231 001 000	RETIREMENT TEACHERS/ADMINS	41,610	30,000	20,000
01 1200 231 002 000	RETIREMENT TEAHERS/ADMINS	37,502	30,000	25,000
01 1200 232 001 000	RETIREMENT AIDES	0	15,000	17,500
01 1200 232 002 000	RETIREMENT AIDES	0	10,000	15,000
01 1200 233 001 000	RETIREMENT-SUBS	0	250	250
01 1200 233 002 000	RETIREMENT-SUBS	0	100	100
01 1200 236 001 000	Retire-NURSE	0	100	100
01 1200 236 002 000	Retire-NURSE	0	50	50
01 1200 281 001 000	CASH IN LIEU/HSA	9,335	5,000	5,000
01 1200 281 001 000	CASH IN LIEU/HSA			
01 1200 282 001 000	INSTRUCTIONAL AIDES HSA	0	100	150
01 1200 282 002 000	INSTRUCTIONAL AIDES HSA	0	2,500	3,000
01 1200 283 002 000	INS/HSA Cont.	0	50	50
01 1200 286 001 000	NURSE-HSA	0	25	25
01 1200 286 002 000	NURSE-HSA	0	25	25
01 1200 320 001 000	Purch Prof Ser Secon	11,500	10,000	10,000
01 1200 320 002 000	Purch Prof Serv Elem	0	500	5,000

01 1200 330 001 000	Contracted Services	250	2,500	2,500
01 1200 520 001 000	INSURANCE(Property, Liability)	150	100	100
01 1200 569 001 000	TUITION-OTHER	150,000	100,000	200,000
01 1200 569 002 000	TUITION-OTHER	39,536	50,000	50,000
01 1200 580 001 000	Travel Secon	150	250	250
01 1200 580 002 000	Travel Elem	250	250	250
01 1200 591 001 000	SPED SUPERVISION SEC.	0	20,000	20,000
01 1200 591 002 000	SPED SUPERVISION ELEM.	33,888	15,000	20,000
01 1200 610 001 000	Gen Supplies	1,100	5,000	7,500
01 1200 610 002 000	Gen Supplies Elem	2,250	2,500	5,000
01 1200 640 001 000	Textbooks	750	750	750
01 1200 640 002 000	Textbooks Elem	600	600	600
01 1200 641 001 000	Digital Materials	200	200	200
01 1200 641 002 000	Digital Mat./EBOOKS	100	100	100
01 1200 733 001 000	Equipment Furn Secon	2,000	2,000	2,000
01 1200 733 002 000	Furniture Equip Elem	1,000	1,000	1,000
01 1200 734 001 000	Comp Equip Secon	2,000	2,000	2,000
01 1200 734 002 000	Computer Equip Elem	1,000	1,000	1,000
01 1200 735 001 000	Comp Software Secon	1,000	1,000	1,000
01 1200 735 002 000	Comp Software Elem	610	610	610
01 1200 810 001 000	Registration Secondary	250	100	250
01 1200 810 002 000	Registration Elem	1,000	1,000	1,000
1200 SPEDICAL ED School Age		1,441,882	1,272,710	1,424,510

01

01 1291 610 002 000	PRE Supplies	3,000	3,000	3,000
01 1291 640 002 000	Periodicals (3-5)	200	200	300
01 1291 733 000 000	Equipment (3-5)	1,700	1,700	1,700
1291 SPED AGES 3-5		4,900	4,900	5,000

01 2120 111 001 000	Counselor Sal Secon	58,064	58,500	60,000
01 2120 111 002 000	Counselor Sal Elem	14,516	14,650	16,000
01 2120 211 001 000	Health Ins. Secon	13,052	14,750	15,000
01 2120 211 002 000	Health Ins. Elem	3,227	3,650	3,715
01 2120 221 001 000	Fica Secon	4,442	4,442	5,000
01 2120 221 002 000	Fica Elem	1,111	1,111	1,500
01 2120 231 001 000	Retirement Secon	5,735	6,000	6,000
01 2120 231 002 000	Retirement Elem	1,434	1,500	1,500
01 2120 281 001 000	TEACHERS/PRINCIPALS HSA	0	2,500	2,500
01 2120 281 002 000	TEACHERS/PRINCIPALS HSA	0	750	750
01 2120 320 001 000	Purch Prof Ser Secon	1,000	1,000	1,250
01 2120 320 002 000	Purch Prof Ser Elem	1,000	1,000	1,000
01 2120 580 001 000	Travel Secon	500	500	500

01 2120 580 002 000	Travel Elem	60	60	500
01 2120 610 001 000	Supplies Secon	1,000	1,000	1,000
01 2120 610 002 000	Supplies Elem	1,000	1,000	1,000
01 2120 640 001 000	BOOKS & PERIODICALS	2,500	2,500	2,500
01 2120 640 002 000	Resource Texts	150	150	150
01 2120 735 001 000	Computer Software	100	100	100
01 2120 810 000 000	REGISTRATION	0	0	1,000
2120 COUNSELOR		108,891	115,163	120,965

01 2130 116 000 000	SALARIES -Professional Non-Cert. - NURSE	36,000	36,500	38,000
01 2130 216 000 000	GROUP INS.-NURSE	4,991	5,750	6,500
01 2130 226 000 000	FICA-NURSE	2,754	3,000	3,000
01 2130 236 000 000	RETIREMENT-NURSE	3,556	3,750	3,750
01 2130 286 000 000	NURSE-HSA	0	1,000	1,000
01 2130 320 001 000	Purch Prof Ser Secon	50	50	50
01 2130 320 002 000	Purch Prof Serv Elem	50	50	50
01 2130 580 000 000	Travel	200	200	200
01 2130 610 000 000	Health Supplies	2,500	5,000	5,000
01 2130 610 001 000	Instruc Mater Secon	100	100	100
01 2130 610 002 000	Instruc Mater Elem	200	200	200
01 2130 733 000 000	Equipment	300	300	300
01 2130 810 000 000	Dues And Fees	150	150	150
2130 NURSE		50,851	56,050	58,300

01 2131 116 001 000	SALARIES -Professional Non-Cert. - NURSE	13,500	15,000	14,000
01 2131 116 002 000	SALARIES -Professional Non-Cert. -NURSE	13,500	15,000	14,000
01 2131 216 001 000	GROUP INS.-NURSE	1,972	2,250	2,250
01 2131 216 002 000	GROUP INS.-NURSE	1,972	2,250	2,250
01 2131 226 001 000	FICA-NURSE	1,033	1,250	1,250
01 2131 226 002 000	FICA-NURSE	1,033	1,250	1,250
01 2131 236 001 000	RETIREMENT-NURSE	1,334	1,500	1,500
01 2131 236 002 000	RETIREMENT-NURSE	1,334	1,500	1,500
01 2131 286 001 000	NURSE-HSA	0	0	1,000
01 2131 286 002 000	NURSE-HSA	0	0	1,000
2131 HEALTH SERVICES SPED-NURSE		35,678	40,000	40,000

01 2140 111 000 000	SALARIES TEACHERS/PROFESSIONALS	0	0	7,000
01 2140 211 000 000	GROUN INSURANCE TEACHERS/ADMINS	0	0	1,000
01 2140 221 000 000	FICA TEACHERS ADMIN	0	0	850
01 2140 231 000 000	RETIREMENT TEACHERS/ADMINS	0	0	850

01 2140 591 001 000	LMHP Services - Purchased from ESU 10	0	0	15,000
01 2140 591 002 000	LMHP Services - Purchased from ESU 10	0	0	15,000
01 2140 281 000 000	CASH IN LIEU TEACHERS/Health Savings Account	0	0	300
2140 PSYCHOLOGICAL SERVICES		0	0	40,000
01 2151 340 002 000	OT Sped School Age	0	0	55,000
2151 AUDIOLOGY - DEAF ED INTERPRETER CONTRACTED SERVICES		0	0	55,000
01 2161 320 001 000	PROFESSIONAL ED SERVICES	0	500	5,000
01 2161 320 002 000	PROFESSIONAL ED SERVICES	0	500	15,500
01 2161 569 001 000	TUITION-OTHER	15,000	4,000	2,500
01 2161 569 002 000	OT Sped School Age	0	20,000	2,500
2161 OCCUPATIONAL THERAPY-SPED SCHOOL AGE		15,000	25,000	25,500
01 2162 320 002 000	OT Services SPED 3-5	0	0	3,500
01 2162 569 002 000	OT SPED 3-5	0	5,000	3,000
2162 OCCUPATIONAL THERAPY-SPED 3-5		0	5,000	6,500
01 2163 320 002 000	OT SPED 0-2	0	5,000	5,000
2163 OCCUPATIONAL THERAPY-SPED 0-2		0	5,000	5,000
01 2171 320 001 000	PT Sped School Age	0	0	4,000
01 2171 320 002 000	PT Sped School Age	0	0	15,000
01 2171 569 001 000	PT Sped School Age	20,000	10,000	500
01 2171 569 002 000	PT Sped School Age	0	10,000	500
2171 PHYSICAL THERAPY-SPED SCHOOL AGE		20,000	20,000	20,000
01 2172 320 002 000	PT 3-4 Sped Services 3-5	0	0	2,500
01 2172 569 002 000	PT 3-4 Sped	0	5,000	2,500
2172 PHYSICAL THERAPY:SPED 3-5		0	5,000	5,000
01 2190 110 001 000	Act Trans Sal Secon	14,000	15,000	20,000

01 2190 110 002 000	Act Trans Sal Elem	1,200	1,000	1,000
01 2190 210 001 000	GROUP INSURANCE-NON INSTRUCTIONAL	0	200	750
01 2190 220 001 000	FICA-NON INSTRUCTIONAL	1,071	1,500	1,500
01 2190 220 002 000	FICA-NON INSTRUCTIONAL	100	100	100
01 2190 230 001 000	RETIREMENT- NON INSTRUCTIONAL	1,383	1,000	1,000
01 2190 230 002 000	RETIREMENT- NON INSTRUCTIONAL	115	115	115
01 2190 340 001 000	Testing	1,000	1,000	1,500
01 2190 580 002 000	Meals/mileage	90	100	100
2190 ACT TRANS		18,959	20,015	26,065

01 2212 111 001 000	SALARIES TEACHERS STAFF DEV. SECONDARY	0	0	2,500
01 2212 111 002 000	SALARIES TEACHERS STAFF DEV. ELEMENTARY	2,000	2,000	2,500
01 2212 123 001 000	Staff Development - SECONDARY	3,500	3,500	300
01 2212 123 002 000	Staff Development - ELEMENTARY	2,500	2,500	300
01 2212 211 001 000	HEALTH INSURANCE SECONDARY	0	0	200
01 2212 211 002 000	HEALTH INSURANCE ELEMENTARY	0	0	200
01 2212 221 001 000	Staff Dev Fica - SECONDARY	268	300	500
01 2212 221 002 000	Staff Dev Fica - ELEMENTARY	200	200	500
01 2212 231 002 000	Staff Development Retirement - Secondary	200	200	250
01 2212 231 001 000	Staff Development Retirement - Elementary	0	0	250
01 2212 330 001 000	Purch Prof Ser Secon	2,500	2,500	1,500
01 2212 330 002 000	Purch Prof Ser Elem	2,000	2,000	5,000
01 2212 580 001 000	Travel Secon	500	500	1,500
01 2212 580 002 000	Travel Elem	1,500	1,500	1,500
01 2212 610 001 000	Supplies Secon	1,500	1,500	2,000
01 2212 610 002 000	Supplies Elem	500	500	2,000
01 2212 810 001 000	Dues And Fees Secon	7,000	7,000	2,000
01 2212 810 002 000	Dues And Fees Elem	500	500	2,000
2212 STAFF		24,668	24,700	25,000

01 2214 111 000 000	SALARIES TEACHERS/PROFESSIONAL STAFF	5,100	5,100	5,100
01 2214 221 000 000	FICA TEACHERS/ADMIN	650	650	650
01 2214 231 000 000	RETIREMENT TEACHERS/ADMINS	650	650	650
01 2214 580 001 000	TRAVEL	150	150	150
01 2214 580 002 000	TRAVEL	150	150	150
01 2214 610 001 000	GENERAL SUPPLIES	375	375	375
01 2214 610 002 000	GENERAL SUPPLIES	375	375	375
01 2214 810 001 000	DUES AND FEES	1,425	1,425	1,425
01 2214 810 002 000	DUES AND FEES	1,425	1,425	1,425
2214 IMPLEMENTATION OF STANDARDS		10,300	10,300	10,300

01 2220 111 001 000	SALARIES TEACHERS LIBRARIAN SECONDARY	30,113	30,500	24,188
01 2220 111 002 000	SALARIES TEACHERS LIBRARIAN ELEMENTARY	30,113	30,500	24,188
01 2220 211 001 000	Health Ins Secon	12,887	14,000	14,000
01 2220 211 002 000	Health Ins Elem	12,887	14,000	14,000
01 2220 221 001 000	Fica Secon	2,304	2,500	2,000
01 2220 221 002 000	Fica Elem	2,304	2,500	2,000
01 2220 231 001 000	Retire Secon	2,975	3,250	2,500
01 2220 231 002 000	Retire Elem	2,975	3,250	2,500
01 2220 320 001 000	Purchased Ser Secon	700	500	500
01 2220 320 002 000	Purchased Ser Elem	50	500	500
01 2220 431 001 000	Repair Secon	150	150	150
01 2220 431 002 000	Repair Elem	350	350	350
01 2220 610 001 000	Supplies Secon	500	500	500
01 2220 610 002 000	Supplies Elem	568	600	600
01 2220 640 001 000	Library Books Secon	4,700	4,700	4,500
01 2220 640 002 000	Library Books Elem	2,250	2,250	2,250
01 2220 641 000 000	EBOOKS	500	500	500
01 2220 641 001 000	Digital Mat./EBOOKS	250	250	250
01 2220 641 002 000	Digital Mat./EBOOKS	250	250	250
01 2220 643 001 000	WEB/CLOUD BASED SOFTWARE	0	0	0
01 2220 733 001 000	Equipment Secon	600	600	600
01 2220 733 002 000	Equipment Elem	600	600	600
01 2220 735 001 000	Computer Software	3,800	3,800	3,800
01 2220 735 002 000	Elem Software	2,500	2,500	2,500
01 2220 890 001 000	Other Mis Exp Secon	40	40	40
01 2220 890 002 000	Other Misc Exp Elem	100	100	100
2220 LIBRARY/MEDIA SERVICES		114,466	118,690	103,365

01 2310 340 000 000	SERVICES	750	750	750
01 2310 520 000 000	INSURANCE(Property, Liability)	15,500	15,500	15,500
01 2310 540 000 000	Advertising & Print	7,500	7,500	7,500
01 2310 580 000 000	Board Travel	2,000	2,000	2,000
01 2310 610 000 000	Supplies	3,500	3,500	3,500
01 2310 735 000 000	Software (E-Meetings)	2,000	2,000	3,000
01 2310 810 000 000	Dues And Fees	12,500	12,500	12,500
01 2310 890 000 000	Other Misc Exp	2,000	2,000	2,000
2310 BOARD OF EDUCATION		45,750	45,750	46,750

01 2320 105 000 000	SUPERINTENDENT SALARY	132,000	148,000	150,380
01 2320 110 000 000	Clerical	22,000	24,000	23,000
01 2320 130 000 000	OT-NON INSTRUCTIONAL	0	0	700
01 2320 210 000 000	GROUP INSURANCE-NON INSTRUCTIONAL	10,000	8,750	7,500

01 2320 215 000 000	Health Ins	1,137	27,500	30,000
01 2320 220 000 000	FICA-NON INSTRUCTIONAL	1,683	1,800	2,000
01 2320 225 000 000	Fica	10,175	11,500	12,000
01 2320 230 000 000	RETIREMENT- NON INSTRUCTIONAL	2,152	2,500	2,500
01 2320 235 000 000	RETIREMENT SUPT.	13,960	14,500	15,000
01 2320 280 000 000	NON INSTRUCTIONAL HSA	0	0	1,500
01 2320 580 000 000	Travel	4,000	2,500	2,500
01 2320 610 000 000	Supplies	500	500	500
01 2320 735 000 000	Software-North Star	2,500	2,500	2,000
01 2320 810 000 000	Dues And Fees	2,500	1,500	1,667
01 2320 890 000 000	Other Misc Exp	1,500	1,000	1,000
2320 EXECUTIVE ADMINISTRATION-SUPT		204,107	246,550	252,247

01 2330 317 000 000	LEGAL SERVICES	23,976	25,000	25,000
2330 DISTRICT LEGAL SERVICES		23,976	25,000	25,000

01 2410 110 001 000	Clerical Sal Secon	53,000	54,000	56,500
01 2410 110 002 000	Clerical Sal Elem	46,000	50,000	52,000
01 2410 111 001 000	Princ Sal Secon	88,913	92,225	100,000
01 2410 111 002 000	Prin Sal Elem	103,490	107,364	113,500
01 2410 120 001 000	SUBSTITUTE OR TEMPORARY SALARIES	0	0	1,000
01 2410 122 001 000	STUDENT AIDE	5,000	5,000	5,000
01 2410 130 001 000	OT-NON INSTRUCTIONAL	0	0	2,000
01 2410 130 002 000	OT-NON INSTRUCTIONAL	0	0	2,000
01 2410 151 001 000	ADDITIONAL COMP. TEACHERS/PROF. STAFF	0	0	24,047
01 2410 151 002 000	ADDITIONAL COMP. TEACHERS/PROF. STAFF	25,677	27,500	0
01 2410 210 001 000	GROUP INSURANCE-NON INSTRUCTIONAL	0	0	0
01 2410 210 002 000	GROUP INSURANCE-NON INSTRUCTIONAL	25,676	27,500	28,047
01 2410 211 001 000	Health Ins Secon	25,833	27,500	28,047
01 2410 211 002 000	Health Ins Elem	170	200	200
01 2410 220 001 000	FICA-NON INSTRUCTIONAL	4,284	5,000	4,500
01 2410 220 002 000	FICA-NON INSTRUCTIONAL	3,519	4,250	4,000
01 2410 221 001 000	Fica Secon	6,802	7,250	8,100
01 2410 221 002 000	Fica Elem	13,630	13,500	10,750
01 2410 230 001 000	RETIREMENT- NON INSTRUCTIONAL	5,477	5,500	6,000
01 2410 230 002 000	RETIREMENT- NON INSTRUCTIONAL	4,499	5,000	5,500
01 2410 231 001 000	RETIREMENT ADMINS SEC.	8,837	9,200	10,500
01 2410 231 002 000	RETIREMENT ADMIN ELEM.	10,564	10,750	11,000
01 2410 280 001 000	NON INSTRUCTIONAL HSA	25,677	3,500	3,500
01 2410 280 002 000	NON INSTRUCTIONAL HSA	0	4,500	5,000
01 2410 281 002 000	CASH IN LIEU/HSA	0	27,500	28,047
01 2410 580 001 000	Travel Secon	500	500	500

01 2410 580 002 000	Travel Elem	500	500	500
01 2410 610 001 000	Supplies Secon	1,150	1,150	1,150
01 2410 610 002 000	Supplies Elem	1,000	1,000	1,000
01 2410 733 001 000	Equipment Secon	50	50	50
01 2410 733 002 000	Equipment Elem	50	50	50
01 2410 810 001 000	Dues And Fees Secon	500	500	500
01 2410 810 002 000	Dues And Fees Elem	500	500	500
01 2410 890 001 000	Other Misc Exp Secon	500	500	500
01 2410 890 002 000	Other Misc Exp Elem	500	500	500
2410 OFFICE OF THE PRINCIPAL		462,298	492,489	514,488

01 2510 110 000 000	Clerical Salary	76,000	78,000	81,150
01 2510 130 000 000	OT-NON INSTRUCTIONAL	0	500	500
01 2510 150 000 000	ADDITIONAL COMP. NON INSTRUCTIONAL STAFF	0	10,000	11,000
01 2510 210 000 000	Health Ins	2,993	4,000	4,500
01 2510 220 000 000	Fica	6,528	6,750	6,750
01 2510 230 000 000	Retirement	7,508	7,750	8,100
01 2510 280 000 000	CASH IN LIEU/HSA	9,335	10,000	0
01 2510 293 000 000	Workman's Comp	0	40,000	40,000
01 2510 315 000 000	ACCOUNTING & AUDITING SERVICES	6,500	12,500	13,000
01 2510 382 001 000	Telephone Secon	6,000	6,000	6,000
01 2510 382 002 000	Telehone Elem	6,000	6,000	6,000
01 2510 431 000 000	Repair Maint Service	1,000	1,000	1,000
01 2510 443 000 000	Rental And Leases	1,500	1,500	2,000
01 2510 520 000 000	INSURANCE-WORKMAN'S COMP	30,000	0	0
01 2510 531 000 000	POSTAGE	6,000	6,000	6,000
01 2510 580 000 000	Travel	547	550	550
01 2510 610 000 000	Supplies	2,034	2,000	2,000
01 2510 733 000 000	Equipment	1,141	1,000	1,000
01 2510 734 000 000	Computer Hardware	1,000	1,000	1,000
01 2510 735 000 000	Computer Software	6,500	1,000	11,000
01 2510 810 000 000	REGISTRATION	0	250	250
01 2510 890 000 000	Other Misc Exp	429	250	250
2510 CLERICAL		171,015	196,050	202,050

01 2580 112 000 000	Tech Support Aides	3,000	3,000	6,000
01 2580 114 000 000	Tech Support Salary	70,000	75,000	80,000
01 2580 214 000 000	Tech Support Health Ins	25,772	26,000	1,000
01 2580 224 000 000	Tech Support Fica	5,585	6,000	6,500
01 2580 234 000 000	RETIREMENT-TECH	7,211	7,250	8,000
01 2580 432 000 000	TECH REPAIRS/MAINT.	2,500	2,500	2,500
01 2580 432 001 000	TECH REPAIRS & MAINTENANCE	2,000	1,000	1,000

01 2580 432 002 000	TECH REPAIRS & MAINTENANCE	2,000	1,000	1,000
01 2580 580 000 000	Tech Support Travel	500	500	500
01 2580 650 001 000	Computer Supplies	5,000	5,000	5,000
01 2580 650 002 000	Computer Supplies	5,000	5,000	5,000
01 2580 735 001 000	TECHNOLOGY SOFTWARE	0	10,000	10,000
01 2580 810 000 000	REGISTRATION	500	500	500
2580 Administrative Tech Services		129,068	142,750	127,000

01 2610 110 001 000	Cust Sal Secon	102,344	100,000	104,000
01 2610 110 002 000	Cust Sal Elem	53,450	75,000	78,000
01 2610 123 001 000	Sub/Summer Sal Secon	17,400	20,500	20,500
01 2610 123 002 000	Sub/Summer Sal Elem	18,500	19,500	19,500
01 2610 130 001 000	OT-NON INSTRUCTIONAL	0	1,500	1,500
01 2610 130 002 000	OT-NON INSTRUCTIONAL	0	1,500	1,500
01 2610 210 001 000	Health Ins Secon	41,405	47,500	47,500
01 2610 210 002 000	Health Ins Elem	32,080	32,000	32,000
01 2610 220 001 000	Fica Secon	7,830	9,750	9,750
01 2610 220 002 000	Fica Elem	4,224	5,750	5,700
01 2610 223 001 000	FICA-SUB SUBS	1,331	1,500	1,500
01 2610 223 002 000	FICA-SUB SUBS	1,280	1,250	1,250
01 2610 230 001 000	Retirement Secon	11,828	12,500	12,500
01 2610 230 002 000	Retirement Elem	7,108	7,500	7,500
01 2610 233 001 000	Retirement - Subs	0	0	50
01 2610 280 002 000	CASH IN LIEU NON INSTR/HSA	0	5,000	5,000
01 2610 410 001 000	Water Sewer Secon	3,500	4,000	4,000
01 2610 410 002 000	Water Sewer Elem	4,500	4,000	4,000
01 2610 520 001 000	INSURANCE(Property, Liability)	0	30,000	30,000
01 2610 520 002 000	INSURANCE(Property, Liability)	0	30,000	30,000
01 2610 610 001 000	Supplies Secon	10,000	17,500	17,500
01 2610 610 002 000	Supplies Elem	15,055	17,500	17,500
01 2610 621 001 000	Utility Energy Service Secondary	55,000	55,000	55,000
01 2610 621 002 000	Utility Energy Service Elementary	55,000	55,000	55,000
2610 CUSTODIAL		441,835	553,750	560,750

01 2620 110 000 000	Maintenance Sal	50,407	52,250	52,250
01 2620 210 000 000	Health Ins	5,175	5,500	5,500
01 2620 220 000 000	Fica	3,856	4,000	4,000
01 2620 230 000 000	Retirement	4,980	6,000	6,000
01 2620 420 001 000	CLEANING SERVICES/TRASH	0	6,000	6,500
01 2620 420 002 000	CLEANING SERVICES/TRASH	0	6,000	6,500
01 2620 431 001 000	Con/ser Repair Secon	35,000	45,000	45,000
01 2620 431 002 000	Cont/ser Repair Elem	20,000	55,000	55,000

01 2620 520 001 000	PROPERTY INS.	20,000	0	0
01 2620 520 002 000	PROPERTY INS.	20,000	0	0
01 2620 610 001 000	GENERAL SUPPLIES	15,000	20,000	20,000
01 2620 610 002 000	GENERAL SUPPLIES	10,694	20,000	20,000
01 2620 720 001 000	BUILDINGS INPROVEMENT	5,000	0	0
01 2620 720 002 000	BUILDINGS IMPROVEMENT	5,000	0	0
01 2620 733 001 000	Equipment Secon	2,000	2,000	2,000
01 2620 733 002 000	Equipment Elem	2,000	2,000	2,000
01 2620 890 001 000	Other Exp Secon	288	200	200
01 2620 890 002 000	Other Exp Elem	1,950	200	200
2620 MAINTENANCE		201,350	224,150	225,150

01 2710 110 000 000	Transp Salaries	141,482	146,000	155,000
01 2710 123 000 000	SUB SALARIES	20,000	20,000	10,000
01 2710 210 000 000	Health Ins	4,733	8,000	8,000
01 2710 220 000 000	Fica	10,824	12,750	12,750
01 2710 223 000 000	FICA-SUB SUBS	1,530	1,550	1,550
01 2710 230 000 000	Retirement	5,786	6,250	10,000
01 2710 233 000 000	RETIREMENT-SUBS	0	200	200
01 2710 330 000 000	TESTING	500	1,500	2,000
01 2710 334 000 000	MILEAGE PAID-CONTRACTED	500	500	500
01 2710 340 000 000	Purch Ser(physicals)	4,000	2,000	2,500
01 2710 431 000 000	REPAIRS & MAINT.	25,000	25,000	25,000
01 2710 442 000 000	LEASED VEHICLES	0	0	6,000
01 2710 520 000 000	INSURANCE(Property, Liability)	0	20,000	20,000
01 2710 610 000 000	Tires And Parts	25,000	18,000	18,000
01 2710 626 000 000	Gas And Oil	40,000	60,000	54,000
01 2710 733 000 000	Equipment	1,000	1,000	1,000
01 2710 890 000 000	Other Exp	2,000	1,000	1,000
2710 Vehicle Operation-Reg. Ed		282,355	323,750	327,500

01 2712 110 001 000	NON-INSTRUCTIONAL	0	20,000	20,000
01 2712 110 002 000	SPED Transp Salary	20,000	0	5,000
01 2712 210 001 000	GROUP INSURANCE-NON INSTRUCTIONAL	0	4,000	4,000
01 2712 210 002 000	SPED Transp Health	4,692	0	0
01 2712 220 001 000	FICA-NON INSTRUCTIONAL	0	1,500	1,500
01 2712 220 002 000	SPED Transp FICA	1,530	0	0
01 2712 230 001 000	RETIREMENT- NON INSTRUCTIONAL	0	2,000	2,000
01 2712 230 002 000	SPED Transp Retire	1,976	1,000	1,000
01 2712 332 001 000	Mileage/parent Secon	4,500	3,000	3,000
01 2712 332 002 000	Mileage/parents Elem	3,000	3,000	3,000
01 2712 519 001 000	Contracted Transportation	7,500	7,500	50,000

01 2712 519 002 000	Contracted Elem	2,000	2,000	2,000
01 2712 520 000 000	INSURANCE(Property, Liability)	1,300	0	0
01 2712 626 001 000	Gas & Oil	500	500	500
2712 Vehicle Operation-School Age SPED		46,998	44,500	92,000
01 2730 431 000 000	REPAIRS & MAINT.	0	40,000	40,000
2730 Vehicle Service/Maint. Reg Ed.		0	40,000	40,000
01 3300 120 000 000	Youth Center Wages	16,500	0	0
01 3300 220 000 000	Fica	1,262	0	0
01 3300 230 000 000	Retirement	900	0	0
3300 YOUTH CENTER		18,662	0	0
01 3512 734 001 000	TECHNOLOGY RELATED HARDWARE	18,039	0	0
3512 DIST ED INCENTIVE		18,039	0	0
01 3516 734 000 000	DIST LEARN EQUIP	1,000	0	0
3516 DIST LEARN EQUIP		1,000	0	0
01 3535 111 000 000	SALARIES TEACHERS/PROFESSIONAL STAFF	3,000	3,000	4,000
01 3535 211 000 000	High Ability Health	1,208	1,300	1,600
01 3535 221 000 000	High Ability Fica	230	250	300
01 3535 231 000 000	High Ability Retirement	297	500	500
01 3535 580 000 000	High Abilt Learn Mileage	320	100	100
01 3535 591 000 000	ESU SERVICES	0	1,500	1,500
01 3535 610 000 000	High Abilt Learn Supplies	2,820	5,000	5,000
01 3535 733 000 000	High Abilt Learn Equip	4,644	5,000	5,000
01 3535 735 000 000	HIGH ABIL SOFTWARE	520	250	250
01 3535 810 000 000	High Abilt Learn Registration	4,000	4,000	4,000
3535 HIGH ABILITY LEARNERS		17,039	20,900	22,250
01 6200 111 000 000	REGULAR SALARIES	47,000	65,000	69,750
01 6200 211 000 000	HEALTH INSURANCE	7,072	22,000	25,000
01 6200 221 000 000	FICA	5,000	5,000	5,600

01 6200 231 000 000	RETIREMENT	3,500	6,500	7,200
01 6200 281 000 000	TEACHERS/PRINCIPALS HSA	0	3,750	3,750
01 6200 580 000 000	Travel	250	250	250
01 6200 610 000 000	Supplies/Materials	120	120	120
6200 TITLE 1 PART A		62,942	102,620	111,670
01 6210 610 000 000	SUPPLIES	8,151	0	0
6210 TITLE 1 ACCOUNTABILITY		8,151	0	0
01 6310 111 000 000	TEACHERS SALARIES	28,800	30,000	34,500
01 6310 211 000 000	TITLE IIA Health	11,553	12,000	12,000
01 6310 221 000 000	TITLE IIA Fica	1,900	2,500	2,500
01 6310 231 000 000	TITLE IIA Retirement	2,850	3,500	3,500
01 6310 281 000 000	TEACHERS/PRINCIPALS HSA	0	2,000	2,000
6310 TITLE IIA		45,103	50,000	54,500
01 6315 810 000 000	DUES AND FEES TITLE 2B	2,000	0	0
6315 TITLE II, PART B		2,000	0	0
01 6330 111 000 000	SALARIES-REAP	33,009	0	0
01 6330 211 000 000	GROUP INSURANCE REAP	16,785	0	0
01 6330 221 000 000	FICA REAP	5,750	0	0
01 6330 231 000 000	RETIREMENT REAP	5,100	0	0
01 6330 231 000 000	EQUIPMENT	0	0	0
6330 TITLE VI, PART B REAP		60,644	0	0
01 6403 591 000 000	IDEA Vocational/Vision	7,469	0	0
6403 IDEA PART B-SCHOOL AGE		7,469	0	0
01 6404 111 000 000	SALARIES TEACHERS/PROFESSIONAL STAFF	25,253	0	0
01 6404 112 000 000	SALARIES INSTRUCTIONAL AIDES	14,855	0	0
01 6404 211 000 000	GROUP INSURANCE TEACHERS/ADMINS	15,588	0	0
01 6404 221 000 000	FICA TEACHERS/ADMIN	2,363	0	0
01 6404 231 000 000	RETIREMENT TEACHERS/ADMINS	3,962	0	0

6404 IDEA PART B: 0-4		62,021	0	0
01 6406 111 000 000	BASE 3-4 SPED INSTR	2,464	3,500	3,500
01 6406 211 000 000	BASE 3-4 SPED HEALTH	1,051	1,051	1,051
01 6406 221 000 000	BASE 3-4 SPED FICA	188	188	188
01 6406 231 000 000	BASE 3-4 SPED RETIR	244	244	244
01 6406 320 000 000	PROFESSIONAL ED SERVICES	2,529	2,529	2,529
6406 IDEA PRESCHOOL: 3-4		6,476	7,512	7,512
01 6408 111 002 000	SALARIES TEACHERS/PROFESSIONAL STAFF	25,353	0	0
01 6408 112 000 000	SALARIES INSTRUCTIONAL AIDES	0	0	0
01 6408 112 002 000	SALARIES INSTRUCTIONAL AIDES	13,245	0	0
01 6408 211 002 000	GROUP INSURANCE TEACHERS/ADMINS	14,221	0	0
01 6408 212 000 000	GROUP INSURANCE-AIDES	0	0	0
01 6408 212 002 000	GROUP INSURANCE-AIDES	105	0	0
01 6408 221 002 000	FICA TEACHERS/ADMIN	3,552	0	0
01 6408 222 000 000	FICA-AIDES	0	0	0
01 6408 222 002 000	FICA-AIDES	0	0	0
01 6408 231 002 000	RETIREMENT TEACHERS/ADMINS	3,525	0	0
01 6408 232 000 000	RETIREMENT AIDES	0	0	0
01 6408 232 002 000	RETIREMENT AIDES	0	0	0
01 6408 282 000 000	INSTRUCTIONAL AIDES HSA	0	0	0
01 6408 591 000 000	ESU Contracted District Services		111,769	111,769
6408 IDEA Part B (611) Base & EP 0-21		60,001	111,769	111,769
01 6412 320 000 000	PROFESSIONAL ED SERVICES - IDEA	3,493	0	0
6412 IDEA Part B Proportionate		3,493	0	0
01 6422 591 000 000	ESU SERVICES	60,644	0	0
6422 IDEA Preschool 619		60,644	0	0
01 6700 111 000 000	Vocational Wages	2,400	2,400	2,400
01 6700 211 000 000	Vocational Health	303	303	303
01 6700 221 000 000	Vocational FICA	183	183	183
01 6700 231 000 000	Vocational Retire	238	238	238
6700 VOCATIONAL		3,124	3,124	3,124

01 6990 734 000 000	TECHNOLOGY RELATED HARDWARE	0	0	0
6990 Other Fed Programs (GEER)		0	0	0
01 6992 111 000 000	REAP Salary	0	40,000	32,000
01 6992 211 000 000	REAP Health	0	0	11,500
01 6992 221 000 000	REAP Fica	0	0	2,500
01 6992 231 000 000	REAP Retirement	0	0	3,500
01 6992 281 000 000	TEACHERS/PRINCIPALS HSA	0	0	1,500
01 6992 733 000 000	EQUIPMENT	0	0	0
6992 REAP		0	40,000	51,000
01 6997 113 001 000	SALARIES SUBSTITUTE TEACHERS	17,423	0	0
01 6997 113 002 000	SALARIES SUBSTITUTE TEACHERS	17,423	0	0
6997 ESSER II		34,846	0	0
01 6998 111 001 000	SALARIES TEACHERS/PROFESSIONAL STAFF	5,000	9,888	0
01 6998 111 002 000	SALARIES TEACHERS/PROFESSIONAL STAFF	5,000	9,889	0
01 6998 113 001 000	SALARIES SUBSTITUTE TEACHERS	20,000	35,000	0
01 6998 113 002 000	SALARIES SUBSTITUTE TEACHERS	20,000	35,000	0
01 6998 211 001 000	GROUP INSURANCE TEACHERS/ADMINS	0	0	0
01 6998 211 002 000	GROUP INSURANCE TEACHERS/ADMINS	0	0	0
01 6998 213 001 000	GROUP INS.-SUBS	0	0	0
01 6998 213 002 000	GROUP INS.-SUBS	0	0	0
01 6998 221 001 000	FICA TEACHERS/ADMIN	0	0	0
01 6998 221 002 000	FICA TEACHERS/ADMIN	0	0	0
01 6998 223 001 000	FICA-SUB SUBS	0	0	0
01 6998 223 002 000	FICA-SUB SUBS	0	0	0
01 6998 231 001 000	RETIREMENT TEACHERS/ADMINS	0	0	0
01 6998 231 002 000	RETIREMENT TEACHERS/ADMINS	0	0	0
01 6998 233 001 000	RETIREMENT-SUBS	0	0	0
01 6998 233 002 000	RETIREMENT-SUBS	0	0	0
01 6998 640 001 000	BOOKS & PERIODICALS	50,000	0	0
01 6998 640 002 000	BOOKS & PERIODICALS	0	0	0
01 6998 643 001 000	WEB/CLOUD BASED SOFTWARE	10,000	15,000	25,000
01 6998 643 002 000	WEB/CLOUD BASED SOFTWARE	0	0	0
01 6998 720 000 000	BUILDINGS	304,027	236,300	0

6998 ESSER III		414,027	341,077	25,000
01 8000 913 001 000	Activity Transfer - Outgoing Transfer To	50,000	50,000	30,000
01 8000 915 000 000	Depreciation Fund - Outgoing Transfer To	200,000	87,189	0
	Lunch Fund - Outgoing Transfer To		50,000	50,000
	Employee Benefit - Outgoing Transfer To		0	0
8000 TRANSFERS (OUTGOING)		250,000	187,189	80,000
000 DISTRICT WIDE		8,802,122	8,287,477	8,582,225
01 1100 610 002 001	Grade 1 Materials	400	400	400
01 1100 640 002 001	Classroom Periodical	1,800	1,800	1,800
001 FIRST GRADE		2,200	2,200	2,200
01 1100 610 002 002	Grade 2 Materials	400	400	400
01 1100 640 002 002	Classroom Periodical	1,750	1,750	1,750
002 SECOND GRADE		2,150	2,150	2,150
01 1100 610 002 003	Grade 3 Materials	400	400	400
01 1100 640 002 003	Classroom Periodical	1,550	1,550	1,550
003 THIRD GRADE		1,950	1,950	1,950
01 1100 610 002 004	Grade 4 Materials	400	400	400
01 1100 640 002 004	Classroom Periodical	650	650	650
004 FOURTH GRADE		1,050	1,050	1,050
01 1100 610 002 005	Grade 5 Materials	400	400	400
01 1100 640 002 005	Classroom Periodical	550	550	550
005 FIFTH GRADE		950	950	950

01 1100 610 002 006	Grade 6 Materials	400	400	400
01 1100 640 002 006	Classroom Periodical	300	300	300
006 SIXTH GRADE		700	700	700
01 1100 610 002 007	Kindergarten Materials	300	300	300
01 1100 640 002 007	Classroom Periodical	800	800	800
007 Kindergarten		1,100	1,100	1,100
01 1100 610 002 017	Elem Art Materials	501	501	501
017 ELEM. ART		501	501	501
01 1100 610 001 018	Music Materials	1,000	1,000	1,000
01 1100 610 002 018	Music Materials	727	727	727
01 1100 733 001 018	Music Equipment	500	500	500
01 1100 733 002 018	Music Equipment	500	500	500
01 1100 810 001 018	FEES	831	831	831
018 MUSIC		3,558	3,558	3,558
01 1100 610 002 019	Elem Pe Materials	200	200	200
01 1100 733 002 019	Equipment	300	300	300
019 ELEM. PE		500	500	500
01 1100 610 001 020	Lang Arts Materials	500	500	500
01 1100 640 001 020	Classroom Periodical	600	600	600
01 1100 735 001 020	Computer Software	200	200	200
01 1100 810 001 020	Student Registration	900	900	900
020 LANGUAGE ARTS		2,200	2,200	2,200
01 1100 610 001 021	Math Materials	200	200	200
021 MATH		200	200	200

01 1100 431 001 022	REPAIRS & MAINTENANCE - Contracted	750	750	750
01 1100 610 001 022	Materials	5,000	5,000	5,000
01 1100 640 001 022	Classroom Periodical	350	350	350
01 1100 733 001 022	Equipment	3,000	3,000	3,000
01 1100 735 001 022	Computer Software	250	250	250
022 SCIENCE		9,350	9,350	9,350
01 1100 610 001 023	Soc Stud Materials	150	150	150
01 1100 640 001 023	Classroom Periodical	320	320	320
023 SOCIAL STUDIES		470	470	470
01 1100 431 001 025	REPAIRS & MAINTENANCE - Contracted	1,600	1,600	1,600
01 1100 580 001 025	Instructor Travel	1,700	1,700	1,700
01 1100 610 001 025	Instr Materials	4,000	4,000	4,000
01 1100 640 001 025	Expendable Wrbk	65	65	65
01 1100 733 001 025	Equipment Secon	125	125	125
01 1100 735 001 025	Comp Software Secon	500	500	500
01 1100 810 001 025	FEES	950	950	950
025 AGRICULTURE		8,940	8,940	8,940
01 1100 431 001 026	REPAIRS & MAINTENANCE - Contracted	200	200	200
01 1100 580 001 026	Instructor Travel	300	300	300
01 1100 610 001 026	Instr Materials	1,000	1,000	1,000
01 1100 640 001 026	Expendable Wrbk	1,000	1,000	1,000
01 1100 733 001 026	Equipment	100	100	100
01 1100 735 001 026	Comp Software	1,000	1,000	1,000
01 1100 810 001 026	FEES	1,400	1,400	1,400
026 BUSINESS		5,000	5,000	5,000
01 1100 610 001 027	Secon Art Materials	1,800	1,800	1,800
027 SECONDARY ART		1,800	1,800	1,800
01 1100 350 001 028	Other Purchased Services	0	0	0
01 1100 431 001 028	REPAIRS & MAINTENANCE - Contracted	2,500	2,500	2,500
01 1100 431 002 028	REPAIRS & MAINTENANCE - Contracted	500	500	500
01 1100 610 001 028	Instr Materials	1,000	1,000	1,000

01 1100 610 002 028	Instrument Materials	1,000	1,000	1,000
01 1100 733 001 028	Equipment	3,000	3,000	3,000
01 1100 733 002 028	Equipment	1,000	1,000	1,000
01 1100 810 001 028	Registration	500	500	500
01 1100 810 002 028	Student Registration	500	500	500
028 BAND		10,000	10,000	10,000
01 1100 431 001 029	REPAIRS & MAINTENANCE - Contracted	500	500	500
01 1100 440 001 029	Secon Pe Rental	6,500	6,500	6,500
01 1100 610 001 029	Instr Materials	800	800	800
01 1100 733 001 029	Equipment	1,000	1,000	1,000
029 SECONDARY PE		8,800	8,800	8,800
01 1100 610 001 030	FCS Instr Materials	500	500	500
030 FCS		500	500	500
01 1100 431 001 031	REPAIRS & MAINTENANCE - Contracted	300	300	300
01 1100 580 001 031	Instructor Travel	250	250	250
01 1100 610 001 031	Instruc Materials	2,000	2,000	2,000
01 1100 733 001 031	Equipment	1,000	1,000	1,000
01 1100 735 001 031	Comp Software	300	300	300
01 1100 810 001 031	Instru Registration	1,080	1,080	1,080
031 INDUSTRIAL ARTS		4,930	4,930	4,930
01 1100 610 001 032	Foreign Lang Mater	200	200	200
01 1100 640 001 032	Classroom Period	150	150	150
01 1100 810 001 032	REGISTRATION	50	50	50
032 FOREIGN LANGUAGE		400	400	400
01 1100 610 001 033	Journalism Materials	300	300	300
01 1100 733 001 033	Journalism Equip	300	300	300
033 JOURNALISM		600	600	600
1100 K-12 Instructional Materials Total		67,849	67,849	67,849

01 2171 591 002 600 PT Therapy	12,070	0	0
2171 PHYSICAL THERAPY-SPED SCHOOL AGE	12,070	0	0
01 2172 591 002 600 PT SPED 3-5	5,800	0	0
2172 PHYSICAL THERAPY:SPED 3-5	5,800	0	0
01 2173 591 002 600 PT SPED 0-2	2,200	0	0
2173 PHYSICAL THERAPY:SPED 0-2	2,200	0	0
01 6408 591 002 600 ESU SERVICES-PT	2,000	0	0
6408 IDEA Part B (611) Base & EP 0-21	2,000	0	0
600 PT Services - ESU - Total	22,070	0	0
01 2161 320 001 601 PROFESSIONAL ED SERVICES	0	5,000	5,000
01 2161 591 002 601 OT THERAPY-SPED School Age	25,387	0	0
2161 OCCUPATIONAL THERAPY-SPED SCHOOL AGE - ESU	25,387	5,000	5,000
01 2162 591 002 601 OT SPED 3-5	7,000	0	0
2162 OCCUPATIONAL THERAPY-SPED 3-5 - ESU	7,000	0	0
01 2163 591 002 601 OT SPED 0-2	2,500	0	0
2163 OCCUPATIONAL THERAPY-SPED 0-2 - ESU	2,500	0	0
01 6408 591 002 601 ESU SERVICES-OT	4,000	0	0
6408 · IDEA Part B (611) Base & EP 0-21	4,000	0	0

601 OT Services -ESU - Total	38,887	5,000	5,000
01 2151 320 001 602 PROFESSIONAL ED SERVICES	0	0	0
01 2151 591 001 602 Speech Therapy	0	40,000	40,000
01 2151 591 002 602 Speech Therapy Elem	163,618	130,000	160,000
2151 SPEECH PATH/AUDIOLOGY- ESU - SPED - School Age	163,618	170,000	200,000
01 2152 591 002 602 PRE SCHL SPEECH (3-5)	14,000	5,000	5,000
2152 SPEECH PATH/AUDIOLOGY- ESU - SPED Ages 3-5	14,000	5,000	5,000
01 2153 591 002 602 SPEECH (0-2)	12,000	6,300	6,300
2153 SPEECH PATH/AUDIOLOGY- ESU - SPED Ages 0-2	12,000	6,300	6,300
01 6408 591 002 602 ESU SERVICES-Speech	22,000	0	0
6408 IDEA Part B (611) Base & EP 0-21 - ESU	22,000	0	0
602 Speech Service Total - ESU	211,618	181,300	211,300
01 1291 591 002 603 PRE SPED Supervision (3-5)	6,695	3,500	3,500
1291 SPED AGES 3-5	6,695	3,500	3,500
01 1292 591 002 603 Pre Sped Services (0-2)	5,000	3,500	3,500
1292 SPED AGES 0-2	5,000	3,500	3,500
01 6408 591 001 603 ESU SERVICES-Supervision	5,000	0	0
01 6408 591 002 603 ESU SERVICES-Supervision	5,000	0	0
6408 IDEA Part B (611) Base & EP 0-21	5,000	0	0

603 Sped Supervision Total - ESU	16,695	7,000	7,000
01 1200 591 001 604 Deaf Ed	862	5,500	5,500
01 1200 591 002 604 Deaf Ed	862	5,500	5,500
1200 SPEDICAL ED School Age - ESU	862	11,000	11,000
01 1291 591 002 604 PRE Deaf Ed Services (3-5)	862	0	0
1291 SPED AGES 3-5 - ESU	862	0	0
01 2151 591 001 604 ESU SERVICES-Deaf Ed Sec.	0	800	5,000
01 2151 591 002 604 Deaf Ed Sped Elem.	0	800	5,000
2151 SPEECH PATH/AUDIOLOGY-SPED School Age - ESU	0	1,600	10,000
01 2153 591 002 604 Pre Deaf Ed Services (0-2)	1,000	500	500
2153 SPEECH PATH/AUDIOLOGY-SPED Ages 0-2 - ESU	1,000	500	500
604 Deaf Ed Total	2,724	13,100	21,500
01 2181 591 001 605 VISION	3,568	0	0
01 2181 591 002 605 VISION	0	4,750	4,750
2181 VISUALLY IMPAIRED:SPED SCHOOL AGE - ESU	3,568	4,750	4,750
605 Vision Total - ESU	3,568	4,750	4,750
01 2141 591 001 606 Diagnostic Testing (School Psych) - High School	0	20,000	30,000
01 2141 591 002 606 Diagnostic Testing (School Psych) - Elementary	46,700	20,000	30,000
2141 PSYCHOLOGICAL SERVICES: SPED SCHOOL AGE - ESU	46,700	40,000	60,000
01 2142 591 002 606 PSYCH SERVICES SPED 3-5	8,500	6,650	6,650

2142 PSYCHOLOGICAL SERVICES: SPED 3-5 - ESU	8,500	6,650	6,650
01 2143 591 002 606 PSYC SERVICES SPED 0-2	6,000	6,650	6,650
2143 PSYCHOLOGICAL SERVICES: SPED 0-2 - ESU	6,000	6,650	6,650
01 6408 591 002 606 ESU SERVICES-Psych	5,500	0	0
6408 IDEA Part B (611) Base & EP 0-21 - ESU	5,500	0	0
606 D/E Psychological Total - ESU	66,700	53,300	70,000
01 2151 591 001 607 Audiology Secon	0	5,000	5,000
01 2151 591 002 607 Audiology Elem	1,614	15,000	15,000
2151 SPEECH PATH/AUDIOLOGY-SPED School Age - ESU	1,614	20,000	20,000
01 2152 591 002 607 AUDIOLOGY SPED 3-5	902	250	250
2152 SPEECH PATH/AUDIOLOGY-SPED Ages 3-5 - ESU	902	250	250
01 2153 591 002 607 AUDIOLOGY SPED 0-2	601	250	250
2153 SPEECH PATH/AUDIOLOGY-SPED Ages 0-2 - ESU	601	250	250
01 6404 591 002 607 SPED IDEA SUPERVISION	7,514	0	0
6404 IDEA PART B: 0-4 - ESU	7,514	0	0
01 6408 591 002 607 ESU SERVICES-D/E Audiology	250	0	0
6408 IDEA Part B (611) Base & EP 0-21 - ESU	250	0	0
607 Audiology Total - ESU	10,881	20,500	20,500

01 1200 591 000 608 Vocational	5,343	2,500	2,500
1200 SPEDICAL ED School Age - ESU	5,343	2,500	2,500
608 VOCATIONAL Total - ESU	5,343	2,500	2,500
SPECIAL EDUCATION TOTAL	378,486	287,450	342,550

Budgeted Disbursements & Transfers

1000's - All Instruction Expect Special Education Programs	3,879,943	3,478,868	3,939,809
1200's - Special Education Instruction Programs	1,465,544	1,298,110	1,450,010
2100's - Support Services - Pupils (SPED Related)	384,138	361,950	522,350
2100's - Support Services - Pupils (Non-Sped Related)	178,701	191,228	205,330
2200's - Support Services - Instructional	149,434	153,690	138,665
2300's - General Administration			
2310 - Board of Education	45,750	45,750	46,750
2320 - Executive Administration Services	204,107	246,550	252,247
2330 - District Legal Services	23,976	25,000	25,000
2410 - Office of the Principal	462,298	492,489	514,488
2500 - General Administration - Business Services	300,083	338,800	329,050
2600's - Maintenance & Operation of Building(s) & Site(s)	643,185	777,900	785,900
2650 - Vehicle Acquisition & Maintenance (Currently Not Used)	0	0	0
2710 / 2720 / 2730 / 2790 - Regular Pupil Transportation	282,355	323,750	327,500
2712 - Special Education Pupil Transportation	46,998	44,500	92,000
3300 - Community Services	18,662	0	0
3400 - Categorical Grants from Corporation (Currently Not Used)	0	0	0
3500's - State Categorical Programs	36,078	20,900	22,250
5000 - Debt Services (Repayment of Loan to Special Building Fund)	0	0	0
6000's - Federal Programs	877,205	656,102	364,575
8000 - Transfers (Depreciation, Employee Benefit, Activities, Lunch)	250,000	187,189	80,000
GRAND TOTAL ALL FUNDS	9,248,457	8,642,776	9,095,924
SPED EXPENDITURES	1,896,680	1,704,560	2,064,360
TOTAL NON-SPED EXPENDITURES & TRANSFERS	7,351,777	6,938,216	7,031,564
NECESSARY CASH RESERVE	1,235,106	2,957,224	1,466,754
TOTAL DISBURSEMENTS, TRANSFERS, & CASH RESERVE	10,483,563	11,600,000	10,562,678

2025-26	*2026-27*
921,455	926,880
1,023,530	1,045,385
5,000	5,000
3,000	3,000
48,000	45,000
25,000	30,000
12,000	16,000
150,000	180,000
32,000	25,000
8,900	2,000
434,935	445,920
446,045	474,127
25	0
1,100	500
7,700	500
250	1,500
75,000	85,000
78,300	82,000
1,000	1,000
3,700	3,700
2,000	2,500
95,000	95,000
100,102	100,000
400	400
1,800	2,500
1,800	1,800
22,000	32,000
30,000	45,000
100	100
100	100
5,000	5,000
5,000	5,000
2,500	2,500
7,500	8,000
0	0
0	0
0	0
10,000	10,000
2,500	10,000
5,000	5,000

2,000	2,000
0	0
0	0
15,000	15,000
15,000	15,000
0	0
0	0
0	50,000
0	0
0	0
0	0
0	0
0	0
2,500	2,500
1,000	1,000
3,000	3,000
1,000	1,000
3,607,242	3,786,912

67,000	67,000
21,000	21,000
5,000	5,000
7,000	7,000
0	0
100,000	100,000

26,000	26,000
48,000	45,000
2,000	2,000
30,000	30,000
10,000	11,000
5,000	5,000
3,600	3,500
300	300
2,600	3,000
4,700	4,500
250	250
500	500
500	500
133,450	131,550

220,000	220,000
277,500	275,000
177,000	200,000
125,000	125,000
0	
0	
3,000	3,000
5,000	6,000
5,000	8,000
1,500	1,500
250	250
10,000	10,000
70,000	70,000
82,000	75,000
26,000	26,000
28,000	30,000
200	200
200	200
0	
0	
17,000	17,000
22,000	22,000
13,500	13,500
10,000	10,000
400	400
750	750
0	0
0	0
22,000	20,000
27,500	25,000
17,500	16,000
12,500	12,500
250	250
100	100
100	100
0	0
5,000	2,000
	5,000
1,500	1,500
3,500	3,500
50	50
25	25
25	25
10,000	10,000
5,000	5,000

2,500	2,500
100	100
200,000	200,000
50,000	50,000
250	250
250	250
20,000	20,000
20,000	20,000
7,500	7,500
5,000	5,000
750	750
600	600
200	200
100	100
2,000	2,000
1,000	1,000
2,000	2,000
1,000	1,000
1,000	1,000
610	610
250	250
1,000	1,000
1,515,460	1,530,960

3,000	3,000
300	300
1,700	1,700
5,000	5,000

61,000	60,000
16,000	15,000
18,000	18,500
4,500	4,600
5,000	5,000
1,500	1,500
6,000	6,000
1,500	1,500
2,500	0
750	0
1,250	1,250
1,000	1,000
500	500

500	500
1,000	1,000
1,000	1,000
2,500	2,500
150	150
100	100
1,000	1,000
125,750	121,100

38,000	42,000
5,000	6,500
3,000	3,000
3,750	3,500
1,000	1,250
50	50
50	50
200	200
5,000	5,000
100	100
200	200
300	300
150	150
56,800	62,300

15,000	15,000
15,000	15,000
2,000	2,500
2,000	2,500
1,250	1,250
1,250	1,250
1,500	1,500
1,500	1,500
1,000	500
1,000	500
41,500	41,500

85,000	88,500
19,600	20,300
6,550	7,300
8,313	7,500

15,000	15,000
15,000	15,000
1,000	1,000
150,463	154,600

55,000	110,000
55,000	110,000

5,000	5,000
15,500	15,500
2,500	2,500
2,500	2,500
25,500	25,500

3,500	3,500
3,000	3,000
6,500	6,500

5,000	5,000
5,000	5,000

4,000	8,000
15,000	15,000
500	500
500	500
20,000	24,000

2,500	2,500
2,500	2,500
5,000	5,000

25,000	25,000

1,000	1,000
750	500
2,000	2,000
100	100
2,500	2,000
100	0
1,500	1,500
100	100
33,050	32,200

2,500	2,500
2,500	2,500
300	300
300	300
200	200
200	200
500	500
500	500
250	250
250	250
1,500	1,500
5,000	5,000
1,500	1,500
1,500	1,500
2,000	2,000
2,000	2,000
2,000	2,000
2,000	2,000
25,000	25,000

5,000	5,000
650	650
650	650
150	150
150	150
375	375
375	375
1,425	1,425
1,425	1,425
10,200	10,200

32,600	35,000
32,600	35,000
15,000	15,000
15,000	15,000
2,500	2,800
2,500	2,800
3,200	3,000
3,200	3,000
500	500
500	500
150	150
350	350
500	500
600	600
4,500	4,500
2,250	2,250
500	500
250	250
250	250
0	0
600	600
600	600
3,800	3,800
2,500	2,500
40	40
100	100
124,590	129,590

750	750
15,500	15,500
7,500	7,500
2,000	2,000
3,500	3,500
3,000	3,000
12,500	12,500
2,000	2,000
46,750	46,750

155,375	162,448
24,000	24,000
700	1,000
8,900	9,300

30,000	31,000
2,000	2,000
12,000	12,500
2,500	2,500
15,200	15,000
1,000	1,000
1,500	1,500
500	500
2,000	2,000
1,667	1,667
1,000	1,000
258,342	267,415

25,000	25,000
25,000	25,000

56,500	58,500
52,000	55,000
105,000	111,000
113,500	119,500
1,000	1,000
5,000	1,000
2,000	2,500
2,000	2,500
0	6,000
30,000	
30,000	1,200
30,000	0
900	900
900	900
4,500	4,500
4,000	4,000
8,100	9,000
10,000	11,500
6,000	6,000
5,000	5,000
10,500	10,000
11,000	10,000
3,500	3,500
5,000	5,000
30,000	31,000
500	500

500	500
1,150	1,150
1,000	1,000
50	50
50	50
500	500
500	500
500	500
500	500
531,650	464,750

81,150	80,000
600	2,000
11,000	11,200
5,000	5,000
6,500	7,000
8,000	8,000
0	
40,000	40,000
13,000	13,000
6,000	6,000
6,000	6,000
1,000	1,000
2,000	2,000
0	0
6,000	6,000
550	550
2,000	2,000
1,000	1,000
1,000	1,000
11,000	11,000
250	250
250	250
202,300	203,250

6,000	6,000
85,000	85,000
1,000	1,000
6,500	6,500
8,000	8,000
2,500	2,500
1,000	1,000

1,000	1,000
500	500
5,000	5,000
5,000	5,000
5,000	5,000
500	500
127,000	127,000

115,000	125,000
90,000	100,000
20,000	20,000
15,000	15,000
1,500	1,500
2,000	2,500
35,000	37,000
35,000	37,000
9,500	10,500
6,000	8,000
1,500	1,500
1,250	1,250
12,000	12,000
7,800	7,500
50	50
5,000	5,000
4,000	5,000
4,000	5,000
30,000	30,000
30,000	30,000
17,500	17,500
17,500	17,500
55,000	55,000
55,000	62,000
569,600	605,800

54,000	60,000
5,000	5,000
4,000	4,500
5,500	5,500
6,500	6,500
6,500	6,500
45,000	45,000
55,000	55,000

0	0
0	0
20,000	30,000
20,000	30,000
0	0
0	0
2,000	2,000
2,000	2,000
200	200
200	200
225,900	252,400

158,000	160,000
15,000	10,000
9,000	9,000
12,750	12,500
1,500	1,500
10,500	10,000
1,000	1,000
5,000	5,000
500	500
2,500	2,500
25,000	25,000
6,000	6,000
20,000	20,000
15,000	15,000
54,000	54,000
1,000	1,000
1,000	1,000
337,750	334,000

20,000	22,000
5,000	12,000
4,000	5,000
0	
1,500	1,500
200	1,000
2,000	2,000
1,000	1,000
3,000	3,000
3,000	3,000
50,000	50,000

2,000	2,000
0	0
500	500
92,200	103,000
40,000	40,000
40,000	40,000
0	0
0	0
0	0
0	0
0	0
0	0
0	0
0	0
4,000	4,000
1,600	1,600
300	300
500	500
100	100
1,500	1,500
5,000	5,000
5,000	5,000
250	250
4,000	4,000
22,250	22,250
71,610	71,610
25,000	25,000
5,500	5,500

7,200	7,200
3,750	3,750
250	250
120	120
113,430	113,430

0	0
0	0

35,000	35,000
12,000	12,000
2,600	2,600
3,500	3,500
2,000	2,000
55,100	55,100

0	0
0	0

0	0
0	0
0	0
0	0
0	0
0	0

0	0
0	0

0	0
0	0
0	0
0	0
0	0

0	0
3,500	3,500
1,051	1,051
188	188
244	244
2,529	2,529
7,512	7,512
0	0
0	0
0	0
0	0
0	0
0	0
0	0
0	0
0	0
0	0
0	0
0	0
0	0
111,769	111,769
111,769	111,769
0	0
0	0
0	0
0	0
2,400	2,400
303	303
183	183
238	238
3,124	3,124

0	0
0	0

32,000	32,000
11,500	11,500
2,500	2,500
3,500	3,500
1,500	1,500
0	0
51,000	51,000

0	0
0	0
0	0

0	0
0	0
0	0
0	0
0	0
0	0
0	0
0	0
0	0
0	0
0	0
0	0
0	0
0	0
0	0
0	0
0	0
0	0
0	0
0	0
0	0

0	0
55,000	55,000
0	0
50,000	50,000
0	0
105,000	105,000
8,720,719	8,935,862
400	400
1,800	1,800
2,200	2,200
400	400
1,750	1,750
2,150	2,150
400	400
1,550	1,550
1,950	1,950
400	400
650	650
1,050	1,050
400	400
550	550
950	950

400	400
300	300
700	700

300	300
800	800
1,100	1,100

501	501
501	501

1,000	1,000
727	727
500	500
500	500
831	831
3,558	3,558

200	200
300	300
500	500

500	500
600	600
200	200
900	900
2,200	2,200

200	200
200	200

750	750
5,000	5,000
350	350
3,000	3,000
250	250
9,350	9,350

150	150
320	320
470	470

1,600	1,600
1,700	1,700
4,000	4,000
65	65
125	125
500	500
950	950
8,940	8,940

200	200
300	300
1,000	1,000
1,000	1,000
100	100
1,000	1,000
1,400	1,400
5,000	5,000

1,800	1,800
1,800	1,800

0	0
2,500	2,500
500	500
1,000	1,000

1,000	1,000
3,000	3,000
1,000	1,000
500	500
500	500
10,000	10,000

500	500
6,500	6,500
800	800
1,000	1,000
8,800	8,800

500	500
500	500

300	300
250	250
2,000	2,000
1,000	1,000
300	300
1,080	1,080
4,930	4,930

200	200
150	150
50	50
400	400

300	300
300	300
600	600

67,849	67,849

0	0
0	0
0	0
0	0
0	0
0	0
0	0
0	0
0	0
5,000	5,000
0	0
5,000	5,000
0	0
0	0
0	0
0	0
0	0
0	0

5,000	5,000
0	0
40,000	50,000
160,000	160,000
200,000	210,000
5,000	5,000
5,000	5,000
6,300	6,300
6,300	6,300
0	0
0	0
211,300	221,300
3,500	3,500
3,500	3,500
3,500	3,500
3,500	3,500
0	0
0	0
0	0

7,000	7,000
5,500	5,500
5,500	5,500
11,000	11,000
0	0
0	0
5,000	5,000
5,000	5,000
10,000	10,000
500	500
500	500
21,500	21,500
0	0
4,750	4,750
4,750	4,750
4,750	4,750
30,000	30,000
30,000	30,000
60,000	60,000
6,650	6,650

6,650	6,650
6,650	6,650
6,650	6,650
0	0
0	0
70,000	70,000
5,000	5,000
15,000	15,000
20,000	20,000
250	250
250	250
250	250
250	250
0	0
0	0
0	0
0	0
20,500	20,500

2,500	2,500
2,500	2,500
2,500	2,500
342,550	352,550
3,908,541	4,086,311
1,540,960	1,556,460
634,313	707,450
215,600	215,600
159,790	164,790
46,750	46,750
258,342	267,415
25,000	25,000
531,650	464,750
329,300	330,250
795,500	858,200
0	0
337,750	334,000
92,200	103,000
0	0
0	0
22,250	22,250
1,500,000	1,000,000
341,935	341,935
105,000	100,000
10,844,881	10,624,161
2,267,473	2,366,910
8,577,408	8,257,251
2,328,283	1,383,519
13,173,164	12,007,680

LEVY

% Incr.	YEAR	VALUATIONS	GENERAL	BOND	BUILDING	QCPUF	TOTAL	Gen & Bld
	2015-2016	$621,362,235	$0.8419	$0.0038	$0.0359	$0.0185	$0.9000	$0.8778
8.25%	2016-2017	$672,634,115	$0.8265	$0.0000	$0.0225	$0.0166	$0.8656	$0.8490
11.56%	2017-2018	$750,400,440	$0.7409	$0.0000	$0.0202	$0.0135	$0.7745	$0.7611
1.26%	2018-2019	$759,850,666	$0.6647	$0.0000	$0.0665	$0.0153	$0.7465	$0.7311
3.30%	2019-2020	$734,766,670	$0.6873	$0.0000	$0.0687	$0.0158	$0.7718	$0.7560
5.62%	2020-2021	$693,479,459	$0.6957	$0.0000	$0.0252	$0.0000	$0.7209	$0.7209
-9.47%	2021-2022	$627,811,680	$0.741000	$0.000000	$0.0596	$0.0000	$0.7966	$0.7966
18.01%	2022-2023	$740,888,644	$0.7000	$0.0000	$0.0899	$0.0000	$0.7899	$0.7899
6.18%	2023-2024	$786,660,820	$0.640300	$0.0000	$0.0845	$0.0000	$0.7248	$0.7248
4.93%	2024-2025	$825,454,373	$0.5439	$0.000000	$0.137700	$0.0295	$0.7111	$0.6816
12.99%	2025-2026	$932,698,401	$0.6300	$0.0580	$0.0000	$0.0000	$0.6880	$0.6300
6.35%	2026-2027	$991,922,399	$0.6141	$0.0588	$0.0152	$0.0000	$0.6880	$0.6292
5.00%	2027-2028	$1,041,518,519	$0.6200	$0.0500	$0.0180	$0.0000	$0.6880	$0.6380
5.00%	2028-2029	$1,093,594,445	$0.6200	$0.0500	$0.0180	$0.0000	$0.6880	$0.6380
5.00%	2029-2030	$1,148,274,167	$0.6200	$0.0500	$0.0180	$0.0000	$0.6880	$0.6380

TOTAL TAX REQUEST

YEAR	General Fund	Bond Fund	Bldg Fund	QCPUF	Total	General & Building Fund Tax	LB 243 Limit with 3% growth	Additional with 70% approval
2015-2016	$5,231,087	$20,805	$222,976	$114,703	**$5,589,571**	$5,454,063		
2016-2017	$5,559,408	$0	$151,518	$111,698	**$5,822,624**	$5,710,926		
2017-2018	$5,559,409	$0	$151,513	$101,011	**$5,811,934**	$5,710,923		
2018-2019	$5,050,507	$0	$505,050	$116,538	**$5,672,095**	$5,555,557		
2019-2020	$5,050,051	$0	$504,785	$116,093	**$5,670,929**	$5,554,836		
2020-2021	$4,824,537	$0	$174,757	$0	**$4,999,293**	$4,999,293		
2021-2022	$4,652,085	$0	$349,001	$0	**$5,001,085**	$5,001,085		
2022-2023	$5,186,221	$0	$666,059	$0	**$5,852,279**	$5,852,279		
2023-2024	$5,036,989	$0	$664,728	$0	**$5,811,718**	$5,701,718	$3,608,905	$4,019,723
2024-2025	$4,489,646	$0	$1,136,651	$243,509	**$5,869,806**	$5,626,297	$5,898,293	$6,416,561
2025-2026	$5,876,000	$459,658	$0	$0	**$6,335,658**	$5,876,000	$6,640,682	$7,187,098
2026-2027	$6,091,068	$582,854	$150,504	$0	**$6,824,426**	$6,241,573	$7,313,508	$7,881,648
2027-2028	$6,457,415	$464,301	$187,473	$0	**$7,109,189**	$6,644,888	$7,532,913	$8,118,097
2028-2029	$6,780,286	$464,301	$196,847	$0	**$7,441,434**	$6,977,133	$7,758,901	$8,361,640
2029-2030	$7,119,300	$464,301	$206,689	$0	**$7,790,290**	$7,325,989	$7,991,668	$8,612,490

TOTAL RECEIPTS BY PROGRAM

YEAR	Taxes	Local	State Aid	SPED	Other State	Property Tax Credit	Total State	Federal	Other	Total Rec
2015-	$4,726,568	$5,122,960	$80,128	$404,396	$42,880	$324,215	$981,127	$317,411	$27,974	$6,492,352
2016-	$4,989,681	$5,389,250	$0	$518,185	$35,623	$359,666	########	$201,884	$49,833	$6,728,695
2017-	$5,222,795	$5,675,552	$36,341	$555,413	$38,112	$397,730	########	$337,688	$11,303	$7,218,850
2018-	$4,610,010	$5,049,058	$32,358	$561,841	$40,001	$354,809	########	$185,185	$13,699	$6,468,218
2019-	$4,492,310	$4,922,650	$112,231	$568,458	$36,843	$413,009	########	$173,001	$252,851	$6,479,043
2020-	$4,733,793	$5,163,672	$37,130	$564,937	$183,178	$398,915	########	$256,030	$43,208	$6,647,070
2021-	$4,343,986	$4,781,564	$37,854	$502,461	$171,697	$392,414	########	$332,506	$77,356	$6,295,852
2022-	$4,913,053	$5,383,476	$38,332	$497,539	$171,588	$400,985	########	$363,695	$113,245	$6,968,860
2023-	$4,467,969	$4,945,053	$608,162	$959,609	$662,739	$436,549	########	$558,939	$71,937	$7,806,439
2025	$2,913,446	$3,391,200	$591,978	########	$249,668	$1,505,297	########	$356,774	$30,418	$7,195,658
2026	$5,288,400	$3,757,592	$611,819	########	$195,607	$2,073,331	########	$221,068	$50,115	$8,129,458
2026-	$5,481,961	$3,959,194	$617,153	########	$200,000	$2,131,874	########	$200,000	$68,614	$8,376,835
2027-	$5,811,673	$4,197,320	$600,000	########	$200,000	$2,260,095	########	$200,000	$66,866	$8,524,281
2028-	$6,102,257	$4,407,186	$600,000	########	$200,000	$2,373,100	########	$200,000	$57,590	$8,837,876
2030	$6,407,370	$4,627,545	$600,000	########	$200,000	$2,491,755	########	$200,000	$54,721	$9,174,020

Receipts/Expenses and Difference

YEAR	Total Exp	Difference	Exp Inc	Rec Inc
2015-2016	$5,762,625	$729,727	-$106,053	$107,956
2016-2017	$5,875,531	$853,164	$112,906	$236,343
2017-2018	$6,082,808	$1,136,042	$207,277	$490,155
2018-2019	$6,391,389	$76,829	$308,581	-$750,632
2019-2020	$6,738,992	-$259,949	$347,603	$10,825
2020-2021	$6,648,676	-$1,606	-$90,316	$168,027
2021-2022	$7,162,746	-$866,894	$514,070	-$351,218
2022-2023	$7,393,636	-$424,776	$230,890	$673,008
2023-2024	$7,821,486	-$15,047	$427,850	$837,579
2024-2025	$8,066,664	-$871,006	$245,178	-$610,781
2025-2026	$8,082,657	$46,801	$15,993	$933,800
2026-2027	$8,400,000	-$23,165	$317,343	$247,377
2027-2028	$8,574,750	-$50,469	$174,750	$147,445
2028-2029	$8,831,993	$5,883	$257,243	$313,595
2028-2030	$9,096,952	$77,068	$264,959	$336,145

Cash Balance in GF, Depreciation, Special Building, &

YEAR	Gen Fund	Goal	Depreciation Fund	Special Building Fund	Employee Benefit	QCPUF	*Total Accessible Reserve - Interfund	Goal
2015-2016	$2,847,508	$1,440,656	$81,374	$358,442	$14,772	$0	$3,302,096	$1,440,656
2016-2017	$3,700,672	$1,468,883	$6,733	$314,893	$14,794	$0	$4,037,092	$1,468,883
2017-2018	$4,836,714	$1,520,702	$16,439	$179,590	$17,822	$0	$5,050,565	$1,520,702
2018-2019	$4,913,543	$1,597,847	$154,111	$490,458	$14,732	$0	$5,572,844	$1,597,847
2019-2020	$3,638,706	$1,684,748	$190,678	$682,059	$114,763	$0	$4,626,206	$1,684,748
2020-2021	$3,412,619	$1,662,169	$208,132	$700,589	$115,325	$0	$4,436,665	$1,662,169
2021-2022	$3,562,304	$1,790,687	$223,535	$1,040,951	$115,709	$0	$4,942,499	$1,790,687
2022-2023	$2,964,738	$1,848,409	$469,112	$1,435,628	$116,868	$0	$4,986,346	$1,848,409
2023-2024	$2,165,860	$1,955,372	$457,576	$1,760,261	$219,709	$0	$4,603,406	$1,955,372
2024-2025	$2,267,896	$2,016,666	$649,929	$1,605,117	$224,501	$0	$4,747,443	$2,011,934
2025-2026	$1,887,874	$2,020,664	$157,750	$7,500,000	$376,950	$250,000	$9,764,824	$2,020,664
2026-2027	$1,934,675	$2,100,000	$0	$250,000	$300,000	$0	$2,234,675	$2,100,000
2027-2028	$1,911,510	$2,143,688	$0	$150,000	$76,950	$0	$1,988,460	$2,143,688
2028-2029	$1,861,041	$2,207,998	$0	$150,000	$0	$0	$1,861,041	$2,207,998
2029-2030	$1,866,924	$2,274,238	$0	$150,000	$0	$0	$1,866,924	$2,274,238

borrow from Special Buildng Fund & QCPUF Fund through "interfund loan," but must pay

EXPENSES

Year	Payroll	FICA	Retiremen	Insurance	Payroll	Bills	Total Exp	Bills Incr	Payroll Inc	Payroll %
2017-		$0		$0	$0		########	#REF!	#REF!	0.00%
2018-		$0		$0	$0		########	#DIV/0!	#DIV/0!	0.00%
2019-		$0		$0	$0		########	#DIV/0!	#DIV/0!	0.00%
2020-	$3,947,289	$301,968	$362,544	$789,458	########	$1,247,418	########	#DIV/0!	#DIV/0!	81.24%
2021-	$3,991,946	$305,384	$370,861	$798,389	########	$1,696,166	########	35.97%	1.21%	76.32%
2022-	$4,073,609	$311,631	$379,788	$814,722	########	$1,813,886	########	6.94%	2.07%	75.47%
2023-	$4,115,272	$314,818	$384,805	$905,360	########	$2,101,231	########	15.84%	2.52%	73.14%
2024-	$4,274,945	$327,033	$426,502	$854,989	########	$2,164,268	########	3.00%	2.85%	72.94%
2025-	$4,475,439	$342,371	$446,505	$895,088	########	$2,272,481	########	5.00%	4.69%	76.21%
2026-	$4,644,164	$355,279	$463,338	$928,833	########	$2,340,656	########	3.00%	3.77%	73.20%
2027-	$4,783,488	$365,937	$477,238	$956,698	########	$2,410,875	########	3.00%	3.00%	73.20%
2028-	$4,926,993	$376,915	$491,555	$985,399	########	$2,483,202	########	3.00%	3.00%	73.20%
2030	$5,074,803	$388,222	$506,302	########	########	$2,557,698	########	3.00%	3.00%	73.20%

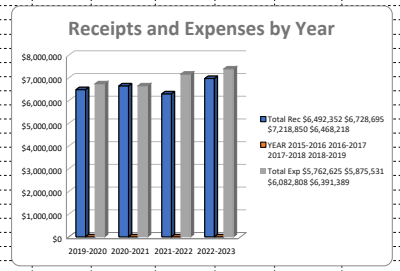

Percent of total receipts by program

YEAR	Taxes	Total Local	State	Federal	Other
2019-	69.34%	75.98%	1.73%	8.77%	0.57%
2020-	71.22%	77.68%	0.56%	8.50%	2.76%
2021-	69.00%	75.95%	0.60%	7.98%	2.73%
2022-	70.50%	77.25%	0.55%	7.14%	2.46%
2023-	57.23%	63.35%	7.79%	12.29%	8.49%
2024-	40.49%	47.13%	8.23%	14.87%	3.47%
2025-	65.05%	46.22%	7.53%	15.01%	2.41%
2026-	65.44%	47.26%	7.37%	14.33%	2.39%
2028	68.18%	49.24%	7.04%	11.73%	2.35%

Percent of Tax Receipts

Year	Received	Request	%
2017-2018	$5,222,795	$5,559,409	93.95%
2018-2019	$4,610,010	$5,050,507	91.28%
2019-2020	$4,492,310	$5,050,051	88.96%
2020-2021	$4,733,793	$4,824,537	98.12%
2021-2022	$4,343,986	$4,652,085	93.38%
2022-2023	$4,913,053	$5,186,221	94.73%
2023-2024	$4,467,969	$5,036,989	88.70%

2024-2025	$2,913,446	$4,489,646	64.89%
2025-2026	$5,288,400	$5,876,000	90.00%
2026-2027	$5,481,961	$6,091,068	90.00%
2027-2028	$5,811,673	$6,457,415	90.00%
		Average	92.78%

Chart at the bottom: add the payroll from excel wksht, be sure to add an index number. project 4% payroll 3% bills. be sure to add state aid calc also. Dist 62-0021

		MONTHLY EXPENSES										
	Reciept Totals	Payroll	Bill Roster	Expense Totals	*Revenue/Exp. Difference*	*EXPENSES running total*	*Receipts Running total*	Running Balance				
September									Beg Cash			
2019				**$0**	***$0***	***$0***	$0	$3,638,706	$3,638,706			
2020				**$0**	***$0***	***$0***	$0	$3,412,619	$3,412,619			
2021				**$0**	***$0***	***$0***	$0	$3,562,304	$3,562,304			
2022				**$0**	***$0***	***$0***	$0	$2,964,738	$2,964,738			
2023				**$596,926**	***($596,926)***	***$596,926***	$0	$1,561,134	$2,165,860			
2024				**$0**	***$0***	***$0***	$0	$2,267,896	$2,267,896			
October												
2019				**$0**	***$0***	***$0***	$0	$3,638,706				
2020				**$0**	***$0***	***$0***	$0	$3,412,619				
2021				**$0**	***$0***	***$0***	$0	$3,562,304				
2022				**$0**	***$0***	***$0***	$0	$2,964,738				
2023				**$511,908**	***($511,908)***	***$1,108,834***	$0	$1,049,226				
2024				**$0**	***$0***	***$0***	$0	$2,267,896				
November												
2019				**$0**	***$0***	***$0***	$0	$3,638,706				
2020				**$0**	***$0***	***$0***	$0	$3,412,619				
2021				**$0**	***$0***	***$0***	$0	$3,562,304				
2022				**$0**	***$0***	***$0***	$0	$2,964,738				
2023				**$510,266**	***($510,266)***	***$1,619,100***	$0	$538,960				
2024				**$0**	***$0***	***$0***	$0	$2,267,896				
December												
2019				**$0**	***$0***	***$0***	$0	$3,638,706				
2020				**$0**	***$0***	***$0***	$0	$3,412,619				
2021				**$0**	***$0***	***$0***	$0	$3,562,304				
2022				**$0**	***$0***	***$0***	$0	$2,964,738				
2023				**$533,113**	***($533,113)***	***$2,152,213***	$0	$5,847				
2024				**$0**	***$0***	***$0***	$0	$2,267,896				
January												
2020				**$0**	***$0***	***$0***	$0	$3,638,706				###########
2021				**$0**	***$0***	***$0***	$0	$3,412,619				###########
2022				**$0**	***$0***	***$0***	$0	$3,562,304				###########
2023				**$0**	***$0***	***$0***	$0	$2,964,738				
2024				**$542,245**	***($542,245)***	***$2,694,458***	$0	($536,398)				
2025				**$0**	***$0***	***$0***	$0	$2,267,896				
February												
2020				**$0**	***$0***	***$0***	$0	$3,638,706				
2021				**$0**	***$0***	***$0***	$0	$3,412,619				
2022				**$0**	***$0***	***$0***	$0	$3,562,304				
2023				**$0**	***$0***	***$0***	$0	$2,964,738				
2024				**$624,355**	***($624,355)***	***$3,318,813***	$0	($1,160,753)				
2025				**$0**	***$0***	***$0***	$0	$2,267,896				
March												
				$0	***$0***	***$0***	$0	$3,638,706				
2021				**$0**	***$0***	***$0***	$0	$3,412,619				
2022				**$0**	***$0***	***$0***	$0	$3,562,304				
2023				**$0**	***$0***	***$0***	$0	$2,964,738				
2024				**$542,544**	***($542,544)***	***$3,861,357***	$0	($1,703,297)				
2025				**$0**	***$0***	***$0***	$0	$2,267,896				
April												
2020				**$0**	***$0***	***$0***	$0	$3,638,706				
2021				**$0**	***$0***	***$0***	$0	$3,412,619				
2022				**$0**	***$0***	***$0***	$0	$3,562,304				
2023				**$0**	***$0***	***$0***	$0	$2,964,738				
2024				**$516,154**	***($516,154)***	***$4,377,511***	$0	($2,219,451)				
2025				**$0**	***$0***	***$0***	$0	$2,267,896				
May												
2020				**$0**	***$0***	***$0***	$0	$3,638,706				
2021				**$0**	***$0***	***$0***	$0	$3,412,619				
2022				**$0**	***$0***	***$0***	$0	$3,562,304				
2023				**$0**	***$0***	***$0***	$0	$2,964,738				
2024				**$699,474**	***($699,474)***	***$5,076,985***	$0	($2,918,925)		5779198		
2025				**$0**	***$0***	***$0***	$0	$2,267,896				
June												
2020				**$0**	***$0***	***$0***	$0	$3,638,706				
2021				**$0**	***$0***	***$0***	$0	$3,412,619				
2022				**$0**	***$0***	***$0***	$0	$3,562,304				
2023				**$0**	***$0***	***$0***	$0	$2,964,738				
2024				**$573,943**	***($573,943)***	***$5,650,928***	$0	($3,492,868)				
2025				**$0**	***$0***	***$0***	$0	$2,267,896				
July												
2020				**$0**	***$0***	***$0***	$0	$3,638,706				
2021				**$0**	***$0***	***$0***	$0	$3,412,619				
2022				**$0**	***$0***	***$0***	$0	$3,562,304				
2023				**$0**	***$0***	***$0***	$0	$2,964,738		**2024 Rec July**		
2024				**$454,047**	***($454,047)***	***$6,104,975***	$0	($3,945,919)		**6596926**		
2025				**$0**	***$0***	***$0***	$0	$2,267,896				
August										22 Rec	22 Exp	
2020				**$0**	***$0***	***$0***	$0	$3,638,706				
2021				**$0**	***$0***	***$0***	$0	$3,412,619		$6,295,852	$7,162,746	
2022				**$0**	***$0***	***$0***	$0	$3,562,304		23 Rec		
2023				**$0**	***$0***	***$0***	$0	$2,964,738		6315444	$7,393,636	$7,393,636
2024				**$0**	***$0***	***$6,104,975***	$0	($3,945,919)				
2025				**$0**	***$0***	***$0***	$0	$2,267,896	775000			

YEAR	REVENUE	PAYROLL	BILLS	TOTAL EXP	BALANCE	% PAYROLL	Payroll inc.
19-20	$0	$0	$0	$0	$0	#DIV/0!	
Avg		$0	$0	$0	$0	#DIV/0!	
20-21	$ -	$0	$0	$0	$0	#DIV/0!	$0
19-20 Avg	$ -	$0	$0	$0		#DIV/0!	$0
2022	$ -	$ -	$ -	$ -	$0	#DIV/0!	$0
2023	$ -	$ -	$ -	$ -	$ (6,104,975)	#DIV/0!	$0
2024	$ -	$ -	$ -	$ 6,104,975	($6,104,975)	0.00%	$0
2025 Proj	$0	$ -	$ -	$0	$0	#DIV/0!	$0
2026 Proj		$0	$0	$0	$0	#DIV/0!	$0

SYSTEM NEEDS				
	2023-2024	**2024-2025**	**25-26 MY #**	**25-26 NDE**
Basic Funding	$4,800,388	$5,091,390	$5,041,721	$5,024,539
Poverty Allowance	$275,685		$275,000	$318,750
LEP allowance	$29,963		$30,000	$30,600
Summer school allow	$8,605	$830	$1,000	$10,998
Special Rec Allow	$245,663	$268,764	$268,000	$481,432
Transportation Allow	$146,485	$171,390	$170,000	$256,267
Dist. Ed. allow	$34,501	$47,184	$45,000	$28,461
Poverty Allow Correction				
LEP correction	-$10,728			-$5,124
Stdt Growth Adj				
Tot. Calc. Needs	**$5,530,562**	**$5,579,558**	**$5,830,721**	**$6,145,923**
Needs Stabilization	$67,536	$18,540		
Total Formula Needs	**$5,598,098**	**$5,598,098**	**$5,830,721**	**$6,145,923**
SYSTEM RESOURCES				
Local Effort Rate	$3,211,515	$3,571,931	3679089	$3,855,138
Option Funding				
Income Tax Funds	$38,327	$40,745	$40,000	$44,365
Other Rec	$540,834	$606,893	$600,000	$877,371
Foundation Aid	$464,091	$462,586	$462,000	$271,455
Total Formula Resources	**$4,254,767**	**$4,682,155**	**$4,781,089**	**$5,048,329**
STATE AID CALCULATED				
Needs - Resources	$1,343,331	$915,943	$1,049,632	$1,097,594
Option Funding	$0	$0		
Income Tax Funds	$38,327	$40,745	$40,000	$44,365
None Equal. Min Levy adj				
Foundation Aid	$464,091	$462,586	$462,000	$271,455
FA Outside of Resource				$180,970
State Aid Calculated	$1,845,749	$1,419,274	$1,551,632	$1,594,384
Prior year Correction	$1,472	$4,502		
Total State Aid	**$1,847,221**	**$1,423,776**	**$1,551,632**	**$1,594,384**

Student Enrollment	**1487.88**	**1348.51**	**1357.82**
Allocation per student	**#REF!**	**#REF!**	**$1,360**

Basic Funding	avg of 10 larger and 10 smaller minus 2 h
Poverty Allowance	*new in 2008

LEP allowance	New in 2008 Limited English Proficiency
Elementary size allow	1839.48 x No. of students in K-3 who spe
Summer school allow	.025 x summer scl stdt units, x 85% of the
Instructional Time allow	New around 2007 Eliminated after 4 year
Special Rec Allow	Special Receipts from AFR
Transportatin Allow	*Mileage for trans to/from school
Elementary site allow	*districts wih multiple elem blds and no ot
Dist. Ed. allow	Distance Ed. Formula 85% times costs fo
Averaging adjustment	districts whose basic funding per fomula s
Teacher Ed Adj	For districts with large number of masters
Poverty Allow Correction	If poverty expenditures do not equal 117%
LEP correction	Same as poverty correction
Local Choice Adj	Districts below 390 stdt and funding is gre

Local Effort Rate	Adjusted valuation divided by 100 times 1
Option Funding	Net option times state average Basic Fun
Income Tax Funds	a percent calculated annually
Other Rec	Other receipts from AFR
Min Levy Adj	district under .95. subract the system lev
Retirement Aid	
Formula Resources	

Equalization Aid	
Option Funding	
Income Tax Funds	
Non Equal. Min Levy adj	
Need Stabilization	Keeps the formula need between 100% and 112% of th
Retirement Aid	
Reorganization Incentive	
State Aid Calculated	
Prior year deficiencies	
Prior year Correction	

high and low x form sts)

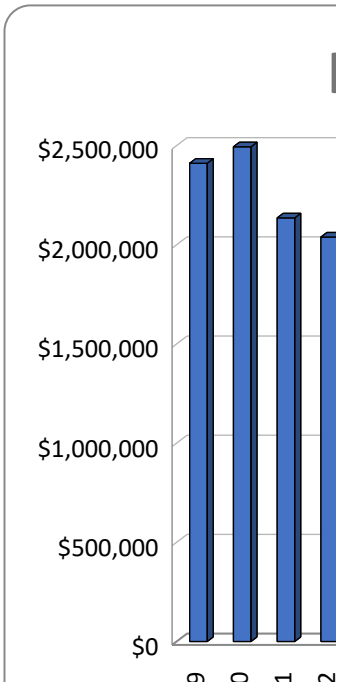

2008-09
2009-10
2010-11
2011-12

end 50% in rooms over 10 under 20
e stae avg gen. fund exp /form stdt ($7,817)
rs

ther elem within 7 miles
or telecom service
stdt is less than the state avg (approx 7500)
s level teachers-Eliminated
% of allowance for the year

eater than basic funding per formula student

1.0203
nding per formula student (approx 7,600)

y from.95 REMOVED

2009-10
2010-11
2011-12
2012-13
2013-14
2014-15
2015-16
2016-17
2017-18
2018-19
2019-20
2020-21
2021-22
2022-23
2023-24
2024-25
2025-26

he previous years recalculated fromula need formula need, except (student growth adj is not

23-24 Enrollment for 24-25 State Aid

East Butler	290.01	###########	$20,216.87
Palmer	290.36	###########	$14,460.23
Walthill	291.10	###########	$15,046.55
Fullerton	291.23	###########	$16,216.88
Loup City	294.98	###########	$16,786.16
Axtell	296.84	###########	$16,019.75
Central Valley	298.24	###########	$22,892.02

Creighton	298.41	###########	$15,369.77
Neligh	308.19	###########	$17,396.11
Boyd Co	308.33	###########	$16,194.28
BAYARD	308.39	###########	$16,911.99
Heartland	309.84	###########	$16,797.16
Pleasanton	311.72	###########	$11,900.33
Elm Creek	318.36	###########	$14,691.77
Johnson Brock	329.45	###########	$12,867.24
Plainview	338.85	###########	$15,187.81
Amherst	352.67	###########	$14,332.69
Cross Co	353.16	###########	$17,049.61
Southern	354.87	###########	$12,832.60
Ainsworth	358.87	###########	$20,477.00
Laurel	362.27	###########	$21,509.72
		###########	

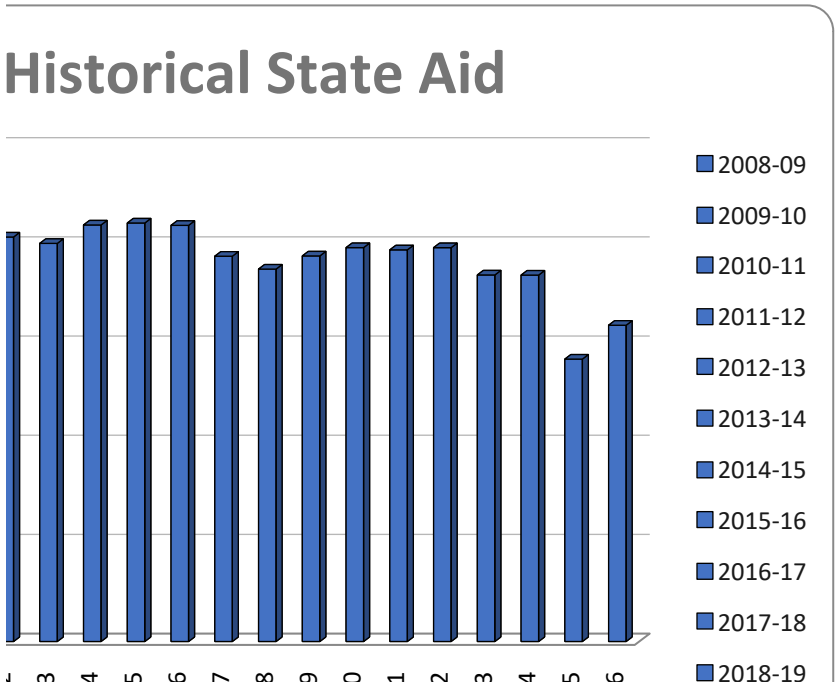
Historical State Aid
2008-09
2009-10
2010-11
2011-12
2012-13
2013-14
2014-15
2015-16
2016-17
2017-18
2018-19



$2,494,096		#####
$2,135,599		#####
$2,039,213		#####
$2,007,080		#####
$2,099,946		#####
$2,109,919		#####
$2,097,895		#####
$1,942,483		#####
$1,877,561		#####
$1,943,838		#####
$1,985,757		#####
$1,974,495		#####
$1,985,560		#####
$1,847,935		#####
$1,847,221	309	#####
$1,423,776	309	#####
$1,594,384		

dec.)

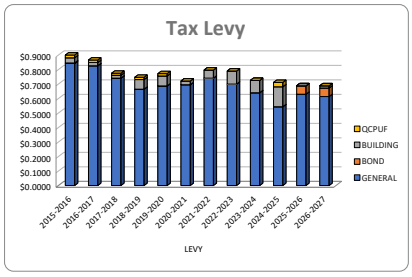
Tax Levy
$0.9000
$0.8000
$0.7000
$0.6000
$0.5000
$0.4000
$0.3000
$0.2000
$0.1000
$0.0000
2015-2016
2016-2017
2017-2018
2018-2019
2019-2020
2020-2021
2021-2022
2022-2023
2023-2024
2024-2025
2025-2026
2026-2027
LEVY
QCPUF
BUILDING
BOND
GENERAL

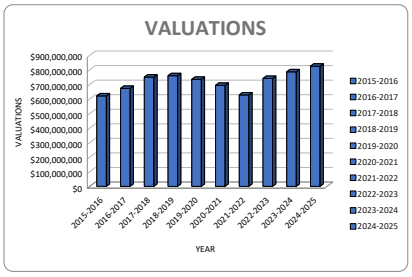
VALUATIONS
$900,000,000
$800,000,000
$700,000,000
$600,000,000
$500,000,000
$400,000,000
$300,000,000
$200,000,000
$100,000,000
$0
VALUATIONS
2015-2016
2016-2017
2017-2018
2018-2019
2019-2020
2020-2021
2021-2022
2022-2023
2023-2024
2024-2025
YEAR
2015-2016
2016-2017
2017-2018
2018-2019
2019-2020
2020-2021
2021-2022
2022-2023
2023-2024
2024-2025

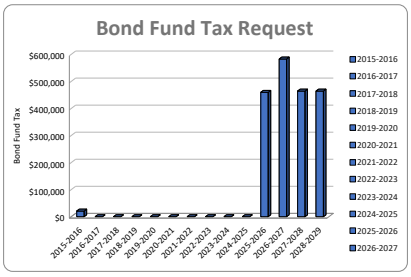
Bond Fund Tax Request
$600,000
$500,000
$400,000
$300,000
$200,000
$100,000
$0
Bond Fund Tax
2015-2016
2016-2017
2017-2018
2018-2019
2019-2020
2020-2021
2021-2022
2022-2023
2023-2024
2024-2025
2025-2026
2026-2027
2027-2028
2028-2029
2015-2016
2016-2017
2017-2018
2018-2019
2019-2020
2020-2021
2021-2022
2022-2023
2023-2024
2024-2025
2025-2026
2026-2027

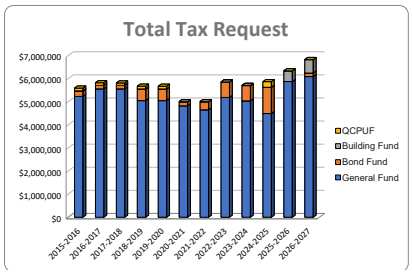
Total Tax Request
$7,000,000
$6,000,000
$5,000,000
$4,000,000
$3,000,000
$2,000,000
$1,000,000
$0
2015-2016
2016-2017
2017-2018
2018-2019
2019-2020
2020-2021
2021-2022
2022-2023
2023-2024
2024-2025
2025-2026
2026-2027
QCPUF
Building Fund
Bond Fund
General Fund

HS	67,925
Elem	34,064
Total Sq Ft.	**101,989**

LB 583										
	GENERAL FUND AND BUILDING FUND TAX					STATE AID				
	Tax	Building Fund Tax	Tax	23-24 Max	Difference	22-23 State Aid	Aid	Change	increase	vote
Waverly					$0			$0	$0	

Taxes	**Sept**	**Oct**	**Nov**	Dec	Jan	Feb
Lancaster Co						
Other Co						
Total	$0.00	$0.00	$0.00	$0.00	$0.00	$0.00
	$0.00					

Date	**Total of Other**	**State Aid**	**Taxes 1110**	Carline 1115	Public Pwr Tx 1120	Motor Veh. 1125
Sept	$0.00		$0.00			
Oct	$0.00		$0.00			
Nov	$0.00		$0.00			
Dec	$0.00		$0.00			
Jan	$0.00		$0.00			
Feb	$0.00		$0.00			
March	$0.00		$0.00			
Apr	$0.00		$0.00			
May	$0.00		$0.00			
June	$0.00		$0.00			
July	$0.00	$0.00	$0.00			
Aug	$0.00	$0.00	$0.00			
Month Total	$0.00	$0.00	$0.00	$0.00	$0.00	$0.00
Budget	###########	322,621	8,237,500	$70,000.00	$0.00	$460,000.00
Difference	-$10,860,121	-$322,621	-$8,237,500	-$70,000	$0	-$460,000
Amt off						

22-23 Tax
22-23 Rec

Taxes	**Sept**	**Oct**	**Nov**	Dec	Jan	Feb
Keith County						
Perkins						
Total	$0.00	$0.00	$0.00	$0.00	$0.00	$0.00
	$0.00					

Date	**Total of Other**	**State Aid**	**Taxes 1110**	Carline 1115	Public Pwr Tx 1120	Motor Veh. 1125
Sept. 2014	$123,252.00	$32,262.00	###########	$14,788.00		$40,518.00
Oct. 2014	$77,667.00	$32,262.00	$393,842.00			$39,718.00
Nov. 2014	$99,123.00	$32,262.00	100,547.00			$53,256.00
Dec. 2014	$183,382.00	$32,262.00	$33,228.00			$33,031.00
Jan. 2015	$216,521.00	$32,262.00	$894,800.00			$52,664.00
Feb. 2014	$494,082.00	$32,262.00	$343,506.00	$0.00		$73,446.00
March. 2013	$331,144.00	$32,262.00	$130,848.00			$42,039.00
Apr. 2013	$619,465.00	$32,262.00	$252,292.00			$44,111.00
May. 2013	$463,633.00	$32,262.00	2,782,047.00	$47,019.00		$40,322.00
June. 2012	$290,873.00	$32,262.00	$414,471.00			$40,753.00
July. 2012	$108,436.00	$0.00	$57,690.00			$44,313.00
Aug. 2012	$138,970.00	$0.00	$97,867.00			$42,084.00
14-15 Month	###########	$322,620.00	$7,697,869	$61,807.00	$0.00	$546,255.00
14-15 Budget	###########	322,621	8,237,500	$70,000.00	$0.00	$460,000.00
Difference	$262,949	-$1	-$539,631	-$8,193	$0	$86,255
Amt off						

Taxes	**Sept**	**Oct**	**Nov**	Dec	Jan	Feb
Keith County						
Perkins						
Total	$0.00	$0.00	$0.00	$0.00	$0.00	$0.00
	$0.00					

Date	**Total of Other**	**State Aid**	**Taxes 1110**	Carline 1115	Public Pwr Tx 1120	Motor Veh. 1125
Sept. 2014	$123,252.00	$32,262.00	###########	$14,788.00		$40,518.00
Oct. 2014	$77,667.00	$32,262.00	$393,842.00			$39,718.00
Nov. 2014	$99,123.00	$32,262.00	100,547.00			$53,256.00
Dec. 2014	$183,382.00	$32,262.00	$33,228.00			$33,031.00
Jan. 2015	$216,521.00	$32,262.00	$894,800.00			$52,664.00
Feb. 2014	$494,082.00	$32,262.00	$343,506.00	$0.00		$73,446.00
March. 2013	$331,144.00	$32,262.00	$130,848.00			$42,039.00
Apr. 2013	$619,465.00	$32,262.00	$252,292.00			$44,111.00
May. 2013	$463,633.00	$32,262.00	2,782,047.00	$47,019.00		$40,322.00
June. 2012	$290,873.00	$32,262.00	$414,471.00			$40,753.00
July. 2012	$108,436.00	$0.00	$57,690.00			$44,313.00
Aug. 2012	$138,970.00	$0.00	$97,867.00			$42,084.00
14-15 Month	###########	$322,620.00	$7,697,869	$61,807.00	$0.00	$546,255.00
14-15 Budget	###########	322,621	8,237,500	$70,000.00	$0.00	$460,000.00

Difference	$262,949	-$1	-$539,631	-$8,193	$0	$86,255
Amt off						

Taxes	**Sept**	**Oct**	**Nov**	Dec	Jan	Feb
Keith County						
Perkins						
Total	$0.00	$0.00	$0.00	$0.00	$0.00	$0.00
	$0.00					

Date	**Total of Other**	**State Aid**	**Taxes 1110**	Carline 1115	Public Pwr Tx 1120	Motor Veh. 1125
Sept. 2014	$123,252.00	$32,262.00	###########	$14,788.00		$40,518.00
Oct. 2014	$77,667.00	$32,262.00	$393,842.00			$39,718.00
Nov. 2014	$99,123.00	$32,262.00	100,547.00			$53,256.00
Dec. 2014	$183,382.00	$32,262.00	$33,228.00			$33,031.00
Jan. 2015	$216,521.00	$32,262.00	$894,800.00			$52,664.00

Feb. 2014	$494,082.00	$32,262.00	$343,506.00	$0.00		$73,446.00
March. 2013	$331,144.00	$32,262.00	$130,848.00			$42,039.00
Apr. 2013	$619,465.00	$32,262.00	$252,292.00			$44,111.00
May. 2013	$463,633.00	$32,262.00	2,782,047.00	$47,019.00		$40,322.00
June. 2012	$290,873.00	$32,262.00	$414,471.00			$40,753.00
July. 2012	$108,436.00	$0.00	$57,690.00			$44,313.00
Aug. 2012	$138,970.00	$0.00	$97,867.00			$42,084.00
14-15 Month	###########	$322,620.00	$7,697,869	$61,807.00	$0.00	$546,255.00
14-15 Budget	###########	322,621	8,237,500	$70,000.00	$0.00	$460,000.00
Difference	$262,949	-$1	-$539,631	-$8,193	$0	$86,255
Amt off						

Taxes	**Sept**	**Oct**	**Nov**	Dec	Jan	Feb
Keith County						
Perkins						
Total	$0.00	$0.00	$0.00	$0.00	$0.00	$0.00

$0.00

Date	Total of Other	State Aid	Taxes 1110	Carline 1115	Public Pwr Tx 1120	Motor Veh. 1125
Sept. 2014	$123,252.00	$32,262.00	###########	$14,788.00		$40,518.00
Oct. 2014	$77,667.00	$32,262.00	$393,842.00			$39,718.00
Nov. 2014	$99,123.00	$32,262.00	100,547.00			$53,256.00
Dec. 2014	$183,382.00	$32,262.00	$33,228.00			$33,031.00
Jan. 2015	$216,521.00	$32,262.00	$894,800.00			$52,664.00
Feb. 2014	$494,082.00	$32,262.00	$343,506.00	$0.00		$73,446.00
March. 2013	$331,144.00	$32,262.00	$130,848.00			$42,039.00
Apr. 2013	$619,465.00	$32,262.00	$252,292.00			$44,111.00
May. 2013	$463,633.00	$32,262.00	2,782,047.00	$47,019.00		$40,322.00
June. 2012	$290,873.00	$32,262.00	$414,471.00			$40,753.00
July. 2012	$108,436.00	$0.00	$57,690.00			$44,313.00
Aug. 2012	$138,970.00	$0.00	$97,867.00			$42,084.00
14-15 Month	###########	$322,620.00	$7,697,869	$61,807.00	$0.00	$546,255.00
14-15 Budget	###########	322,621	8,237,500	$70,000.00	$0.00	$460,000.00
Difference	$262,949	-$1	-$539,631	-$8,193	$0	$86,255
Amt off						

Taxes	**Sept**	**Oct**	**Nov**	Dec	Jan	Feb
Keith County						
Perkins						
Total	$0.00	$0.00	$0.00	$0.00	$0.00	$0.00
	$0.00					

Date	**Total of Other**	**State Aid**	**Taxes 1110**	Carline 1115	Public Pwr Tx 1120	Motor Veh. 1125
Sept. 2014	$123,252.00	$32,262.00	###########	$14,788.00		$40,518.00
Oct. 2014	$77,667.00	$32,262.00	$393,842.00			$39,718.00
Nov. 2014	$99,123.00	$32,262.00	100,547.00			$53,256.00
Dec. 2014	$183,382.00	$32,262.00	$33,228.00			$33,031.00
Jan. 2015	$216,521.00	$32,262.00	$894,800.00			$52,664.00
Feb. 2014	$494,082.00	$32,262.00	$343,506.00	$0.00		$73,446.00
March. 2013	$331,144.00	$32,262.00	$130,848.00			$42,039.00
Apr. 2013	$619,465.00	$32,262.00	$252,292.00			$44,111.00
May. 2013	$463,633.00	$32,262.00	2,782,047.00	$47,019.00		$40,322.00
June. 2012	$290,873.00	$32,262.00	$414,471.00			$40,753.00
July. 2012	$108,436.00	$0.00	$57,690.00			$44,313.00
Aug. 2012	$138,970.00	$0.00	$97,867.00			$42,084.00
14-15 Month	###########	$322,620.00	$7,697,869	$61,807.00	$0.00	$546,255.00
14-15 Budget	###########	322,621	8,237,500	$70,000.00	$0.00	$460,000.00
Difference	$262,949	-$1	-$539,631	-$8,193	$0	$86,255
Amt off						

Taxes	**Sept**	**Oct**	**Nov**	Dec	Jan	Feb
Keith County						
Perkins						
Total	$0.00	$0.00	$0.00	$0.00	$0.00	$0.00
	$0.00					

Date	**Total of Other**	**State Aid**	**Taxes 1110**	Carline 1115	Public Pwr Tx 1120	Motor Veh. 1125
Sept. 2014	$123,252.00	$32,262.00	###########	$14,788.00		$40,518.00
Oct. 2014	$77,667.00	$32,262.00	$393,842.00			$39,718.00
Nov. 2014	$99,123.00	$32,262.00	100,547.00			$53,256.00
Dec. 2014	$183,382.00	$32,262.00	$33,228.00			$33,031.00
Jan. 2015	$216,521.00	$32,262.00	$894,800.00			$52,664.00
Feb. 2014	$494,082.00	$32,262.00	$343,506.00	$0.00		$73,446.00
March. 2013	$331,144.00	$32,262.00	$130,848.00			$42,039.00
Apr. 2013	$619,465.00	$32,262.00	$252,292.00			$44,111.00
May. 2013	$463,633.00	$32,262.00	2,782,047.00	$47,019.00		$40,322.00
June. 2012	$290,873.00	$32,262.00	$414,471.00			$40,753.00
July. 2012	$108,436.00	$0.00	$57,690.00			$44,313.00
Aug. 2012	$138,970.00	$0.00	$97,867.00			$42,084.00
14-15 Month	###########	$322,620.00	$7,697,869	$61,807.00	$0.00	$546,255.00
14-15 Budget	###########	322,621	8,237,500	$70,000.00	$0.00	$460,000.00
Difference	$262,949	-$1	-$539,631	-$8,193	$0	$86,255
Amt off						

Taxes	**Sept**	**Oct**	**Nov**	Dec	Jan	Feb
Keith County						
Perkins						
Total	$0.00	$0.00	$0.00	$0.00	$0.00	$0.00
	$0.00					

Date	**Total of Other**	**State Aid**	**Taxes 1110**	Carline 1115	Public Pwr Tx 1120	Motor Veh. 1125
Sept. 2014	$123,252.00	$32,262.00	###########	$14,788.00		$40,518.00
Oct. 2014	$77,667.00	$32,262.00	$393,842.00			$39,718.00
Nov. 2014	$99,123.00	$32,262.00	100,547.00			$53,256.00
Dec. 2014	$183,382.00	$32,262.00	$33,228.00			$33,031.00
Jan. 2015	$216,521.00	$32,262.00	$894,800.00			$52,664.00
Feb. 2014	$494,082.00	$32,262.00	$343,506.00	$0.00		$73,446.00
March. 2013	$331,144.00	$32,262.00	$130,848.00			$42,039.00
Apr. 2013	$619,465.00	$32,262.00	$252,292.00			$44,111.00
May. 2013	$463,633.00	$32,262.00	2,782,047.00	$47,019.00		$40,322.00
June. 2012	$290,873.00	$32,262.00	$414,471.00			$40,753.00
July. 2012	$108,436.00	$0.00	$57,690.00			$44,313.00
Aug. 2012	$138,970.00	$0.00	$97,867.00			$42,084.00
14-15 Month	###########	$322,620.00	$7,697,869	$61,807.00	$0.00	$546,255.00

14-15 Budget	###########	322,621	8,237,500	$70,000.00	$0.00	$460,000.00
Difference	$262,949	-$1	-$539,631	-$8,193	$0	$86,255
Amt off						

Taxes	**Sept**	**Oct**	**Nov**	Dec	Jan	Feb
Keith County						
Perkins						
Total	$0.00	$0.00	$0.00	$0.00	$0.00	$0.00
	$0.00					

Date	**Total of Other**	**State Aid**	**Taxes 1110**	Carline 1115	Public Pwr Tx 1120	Motor Veh. 1125
Sept. 2014	$123,252.00	$32,262.00	###########	$14,788.00		$40,518.00
Oct. 2014	$77,667.00	$32,262.00	$393,842.00			$39,718.00
Nov. 2014	$99,123.00	$32,262.00	100,547.00			$53,256.00
Dec. 2014	$183,382.00	$32,262.00	$33,228.00			$33,031.00

Jan. 2015	$216,521.00	$32,262.00	$894,800.00			$52,664.00
Feb. 2014	$494,082.00	$32,262.00	$343,506.00	$0.00		$73,446.00
March. 2013	$331,144.00	$32,262.00	$130,848.00			$42,039.00
Apr. 2013	$619,465.00	$32,262.00	$252,292.00			$44,111.00
May. 2013	$463,633.00	$32,262.00	2,782,047.00	$47,019.00		$40,322.00
June. 2012	$290,873.00	$32,262.00	$414,471.00			$40,753.00
July. 2012	$108,436.00	$0.00	$57,690.00			$44,313.00
Aug. 2012	$138,970.00	$0.00	$97,867.00			$42,084.00
14-15 Month	###########	$322,620.00	$7,697,869	$61,807.00	$0.00	$546,255.00
14-15 Budget	###########	322,621	8,237,500	$70,000.00	$0.00	$460,000.00
Difference	$262,949	-$1	-$539,631	-$8,193	$0	$86,255
Amt off						

Taxes	**Sept**	**Oct**	**Nov**	Dec	Jan	Feb
Keith County						
Perkins						
Total	$0.00	$0.00	$0.00	$0.00	$0.00	$0.00

$0.00

Date	Total of Other	State Aid	Taxes 1110	Carline 1115	Public Pwr Tx 1120	Motor Veh. 1125
Sept. 2014	$123,252.00	$32,262.00	###########	$14,788.00		$40,518.00
Oct. 2014	$77,667.00	$32,262.00	$393,842.00			$39,718.00
Nov. 2014	$99,123.00	$32,262.00	100,547.00			$53,256.00
Dec. 2014	$183,382.00	$32,262.00	$33,228.00			$33,031.00
Jan. 2015	$216,521.00	$32,262.00	$894,800.00			$52,664.00
Feb. 2014	$494,082.00	$32,262.00	$343,506.00	$0.00		$73,446.00
March. 2013	$331,144.00	$32,262.00	$130,848.00			$42,039.00
Apr. 2013	$619,465.00	$32,262.00	$252,292.00			$44,111.00
May. 2013	$463,633.00	$32,262.00	2,782,047.00	$47,019.00		$40,322.00
June. 2012	$290,873.00	$32,262.00	$414,471.00			$40,753.00
July. 2012	$108,436.00	$0.00	$57,690.00			$44,313.00
Aug. 2012	$138,970.00	$0.00	$97,867.00			$42,084.00
14-15 Month	###########	$322,620.00	$7,697,869	$61,807.00	$0.00	$546,255.00
14-15 Budget	###########	322,621	8,237,500	$70,000.00	$0.00	$460,000.00
Difference	$262,949	-$1	-$539,631	-$8,193	$0	$86,255
Amt off						

March	April	May	June	July	Aug
$0.00	$0.00	$0.00	$0.00	$0.00	$0.00

1220	1270 preschool	Interest 1410	Local Lic Fees 1610	**City Fines 1620**	Other Local Rev 1910-90	County Fines 2110-30
$0.00	$0.00	$0.00	$0.00	$0.00	$0.00	$0.00
$0.00	$2,000.00	$4,000.00	$0.00	$0.00	$45,000.00	$165,000.00
$0	-$2,000	-$4,000	$0	$0	-$45,000	-$165,000

Ogallala
Financial

March	April	May	June	July	Aug
$0.00	$0.00	$0.00	$0.00	$0.00	$0.00

1220	1270 preschool	Interest 1410	Local Lic Fees 1610	**City Fines 1620**	Other Local Rev 1910-90	County Fines 2110-30
	$840.00	$567.00			$2,650.00	$22,102.00
$2,700.00	$1,060.00	$627.00				$22,497.00
$150.00	$770.00	$436.00				$20,383.00
		$334.00				$16,049.00
		$333.00			$2,000.00	$13,467.00
	$865.00	$327.00				$15,879.00
$902.00	$1,390.00	$291.00				
$867.00	$955.00	$275.00			$11,178.00	$17,432.00
$1,050.00	$240.00	$609.00			($2,000.00)	$16,612.00
$1,350.00	$10.00	$897.00				$15,795.00
		$763.00				$29,426.00
		$562.00		$17,460.00		
$7,019.00	$6,130.00	$6,021.00	$0.00	$17,460.00	$13,828.00	$189,642.00
$0.00	$2,000.00	$4,000.00	$0.00	$0.00	$45,000.00	$165,000.00
$7,019	$4,130	$2,021	$0	$17,460	-$31,172	$24,642

Ogallala
Financial

March	April	May	June	July	Aug
$0.00	$0.00	$0.00	$0.00	$0.00	$0.00

1220	1270 preschool	Interest 1410	Local Lic Fees 1610	**City Fines 1620**	Other Local Rev 1910-90	County Fines 2110-30
	$840.00	$567.00			$2,650.00	$22,102.00
$2,700.00	$1,060.00	$627.00				$22,497.00
$150.00	$770.00	$436.00				$20,383.00
		$334.00				$16,049.00
		$333.00			$2,000.00	$13,467.00
	$865.00	$327.00				$15,879.00
$902.00	$1,390.00	$291.00				
$867.00	$955.00	$275.00			$11,178.00	$17,432.00
$1,050.00	$240.00	$609.00			($2,000.00)	$16,612.00
$1,350.00	$10.00	$897.00				$15,795.00
		$763.00				$29,426.00
		$562.00		$17,460.00		
$7,019.00	$6,130.00	$6,021.00	$0.00	$17,460.00	$13,828.00	$189,642.00
$0.00	$2,000.00	$4,000.00	$0.00	$0.00	$45,000.00	$165,000.00

$7,019	$4,130	$2,021	$0	$17,460	-$31,172	$24,642

Ogallala
Financial

March	April	May	June	July	Aug
$0.00	$0.00	$0.00	$0.00	$0.00	$0.00

1220	1270 preschool	Interest 1410	Local Lic Fees 1610	**City Fines 1620**	Other Local Rev 1910-90	County Fines 2110-30
	$840.00	$567.00			$2,650.00	$22,102.00
$2,700.00	$1,060.00	$627.00				$22,497.00
$150.00	$770.00	$436.00				$20,383.00
		$334.00				$16,049.00
		$333.00			$2,000.00	$13,467.00

	$865.00	$327.00				$15,879.00
$902.00	$1,390.00	$291.00				
$867.00	$955.00	$275.00			$11,178.00	$17,432.00
$1,050.00	$240.00	$609.00			($2,000.00)	$16,612.00
$1,350.00	$10.00	$897.00				$15,795.00
		$763.00				$29,426.00
		$562.00		$17,460.00		
$7,019.00	$6,130.00	$6,021.00	$0.00	$17,460.00	$13,828.00	$189,642.00
$0.00	$2,000.00	$4,000.00	$0.00	$0.00	$45,000.00	$165,000.00
$7,019	$4,130	$2,021	$0	$17,460	-$31,172	$24,642

Ogallala
Financial

March	April	May	June	July	Aug
$0.00	$0.00	$0.00	$0.00	$0.00	$0.00

1220	1270 preschool	Interest 1410	Local Lic Fees 1610	**City Fines 1620**	Other Local Rev 1910-90	County Fines 2110-30
	$840.00	$567.00			$2,650.00	$22,102.00
$2,700.00	$1,060.00	$627.00				$22,497.00
$150.00	$770.00	$436.00				$20,383.00
		$334.00				$16,049.00
		$333.00			$2,000.00	$13,467.00
	$865.00	$327.00				$15,879.00
$902.00	$1,390.00	$291.00				
$867.00	$955.00	$275.00			$11,178.00	$17,432.00
$1,050.00	$240.00	$609.00			($2,000.00)	$16,612.00
$1,350.00	$10.00	$897.00				$15,795.00
		$763.00				$29,426.00
		$562.00		$17,460.00		
$7,019.00	$6,130.00	$6,021.00	$0.00	$17,460.00	$13,828.00	$189,642.00
$0.00	$2,000.00	$4,000.00	$0.00	$0.00	$45,000.00	$165,000.00
$7,019	$4,130	$2,021	$0	$17,460	-$31,172	$24,642

Ogallala
Financial

March	April	May	June	July	Aug
$0.00	$0.00	$0.00	$0.00	$0.00	$0.00

1220	1270 preschool	Interest 1410	Local Lic Fees 1610	**City Fines 1620**	Other Local Rev 1910-90	County Fines 2110-30
	$840.00	$567.00			$2,650.00	$22,102.00
$2,700.00	$1,060.00	$627.00				$22,497.00
$150.00	$770.00	$436.00				$20,383.00
		$334.00				$16,049.00
		$333.00			$2,000.00	$13,467.00
	$865.00	$327.00				$15,879.00
$902.00	$1,390.00	$291.00				
$867.00	$955.00	$275.00			$11,178.00	$17,432.00
$1,050.00	$240.00	$609.00			($2,000.00)	$16,612.00
$1,350.00	$10.00	$897.00				$15,795.00
		$763.00				$29,426.00
		$562.00		$17,460.00		
$7,019.00	$6,130.00	$6,021.00	$0.00	$17,460.00	$13,828.00	$189,642.00
$0.00	$2,000.00	$4,000.00	$0.00	$0.00	$45,000.00	$165,000.00
$7,019	$4,130	$2,021	$0	$17,460	-$31,172	$24,642

Ogallala
Financial

March	April	May	June	July	Aug
$0.00	$0.00	$0.00	$0.00	$0.00	$0.00

1220	1270 preschool	Interest 1410	Local Lic Fees 1610	**City Fines 1620**	Other Local Rev 1910-90	County Fines 2110-30
	$840.00	$567.00			$2,650.00	$22,102.00
$2,700.00	$1,060.00	$627.00				$22,497.00
$150.00	$770.00	$436.00				$20,383.00
		$334.00				$16,049.00
		$333.00			$2,000.00	$13,467.00
	$865.00	$327.00				$15,879.00
$902.00	$1,390.00	$291.00				
$867.00	$955.00	$275.00			$11,178.00	$17,432.00
$1,050.00	$240.00	$609.00			($2,000.00)	$16,612.00
$1,350.00	$10.00	$897.00				$15,795.00
		$763.00				$29,426.00
		$562.00		$17,460.00		
$7,019.00	$6,130.00	$6,021.00	$0.00	$17,460.00	$13,828.00	$189,642.00
$0.00	$2,000.00	$4,000.00	$0.00	$0.00	$45,000.00	$165,000.00
$7,019	$4,130	$2,021	$0	$17,460	-$31,172	$24,642

Ogallala
Financial

March	April	May	June	July	Aug
$0.00	$0.00	$0.00	$0.00	$0.00	$0.00

1220	1270 preschool	Interest 1410	Local Lic Fees 1610	**City Fines 1620**	Other Local Rev 1910-90	County Fines 2110-30
	$840.00	$567.00			$2,650.00	$22,102.00
$2,700.00	$1,060.00	$627.00				$22,497.00
$150.00	$770.00	$436.00				$20,383.00
		$334.00				$16,049.00
		$333.00			$2,000.00	$13,467.00
	$865.00	$327.00				$15,879.00
$902.00	$1,390.00	$291.00				
$867.00	$955.00	$275.00			$11,178.00	$17,432.00
$1,050.00	$240.00	$609.00			($2,000.00)	$16,612.00
$1,350.00	$10.00	$897.00				$15,795.00
		$763.00				$29,426.00
		$562.00		$17,460.00		
$7,019.00	$6,130.00	$6,021.00	$0.00	$17,460.00	$13,828.00	$189,642.00

$0.00	$2,000.00	$4,000.00	$0.00	$0.00	$45,000.00	$165,000.00
$7,019	$4,130	$2,021	$0	$17,460	-$31,172	$24,642

Ogallala
Financial

March	April	May	June	July	Aug
$0.00	$0.00	$0.00	$0.00	$0.00	$0.00

1220	1270 preschool	Interest 1410	Local Lic Fees 1610	**City Fines 1620**	Other Local Rev 1910-90	County Fines 2110-30
	$840.00	$567.00			$2,650.00	$22,102.00
$2,700.00	$1,060.00	$627.00				$22,497.00
$150.00	$770.00	$436.00				$20,383.00
		$334.00				$16,049.00

		$333.00			$2,000.00	$13,467.00
	$865.00	$327.00				$15,879.00
$902.00	$1,390.00	$291.00				
$867.00	$955.00	$275.00			$11,178.00	$17,432.00
$1,050.00	$240.00	$609.00			($2,000.00)	$16,612.00
$1,350.00	$10.00	$897.00				$15,795.00
		$763.00				$29,426.00
		$562.00		$17,460.00		
$7,019.00	$6,130.00	$6,021.00	$0.00	$17,460.00	$13,828.00	$189,642.00
$0.00	$2,000.00	$4,000.00	$0.00	$0.00	$45,000.00	$165,000.00
$7,019	$4,130	$2,021	$0	$17,460	-$31,172	$24,642

Ogallala
Financial

March	April	May	June	July	Aug
$0.00	$0.00	$0.00	$0.00	$0.00	$0.00

1220	1270 preschool	Interest 1410	Local Lic Fees 1610	**City Fines 1620**	Other Local Rev 1910-90	County Fines 2110-30
	$840.00	$567.00			$2,650.00	$22,102.00
$2,700.00	$1,060.00	$627.00				$22,497.00
$150.00	$770.00	$436.00				$20,383.00
		$334.00				$16,049.00
		$333.00			$2,000.00	$13,467.00
	$865.00	$327.00				$15,879.00
$902.00	$1,390.00	$291.00				
$867.00	$955.00	$275.00			$11,178.00	$17,432.00
$1,050.00	$240.00	$609.00			($2,000.00)	$16,612.00
$1,350.00	$10.00	$897.00				$15,795.00
		$763.00				$29,426.00
		$562.00		$17,460.00		
$7,019.00	$6,130.00	$6,021.00	$0.00	$17,460.00	$13,828.00	$189,642.00
$0.00	$2,000.00	$4,000.00	$0.00	$0.00	$45,000.00	$165,000.00
$7,019	$4,130	$2,021	$0	$17,460	-$31,172	$24,642

ESU 2210	**SPED School Age**	**SPED 3125**	Homestead	Prop Tax Credit 3131	hal 3135	Pro rate 3180
$0.00	$0.00	$0.00	$0.00	$0.00	$0.00	$0.00
$10,000.00	$785,000.00	$0.00	$0.00	$0.00	$9,000.00	$20,000.00
-$10,000	-$785,000	$0	$0	$0	-$9,000	-$20,000

ESU 2210	**SPED School Age**	**SPED 3125**	Homestead	Prop Tax Credit 3131	hal 3135	Pro rate 3180
$1,000.00						
					$7,942.00	$2,467.00
$165.00	$119,975.00					
	$119,976.00					$2,512.00
	$118,287.00			$149,448.00		
$16,957.00	$119,601.00		$33,821.00			
	$118,677.00		$33,821.00			$11,355.00
	$240,253.00	($119,601.00)	$33,821.00	$149,448.00		
$5,503.00	$128,812.00		$33,821.00			
($18,121.00)			$33,821.00			$5,245.00
			$33,821.00			
$5,504.00	$965,581.00	($119,601.00)	$202,926.00	$298,896.00	$7,942.00	$21,579.00
$10,000.00	$785,000.00	$0.00	$0.00	$0.00	$9,000.00	$20,000.00
-$4,496	$180,581	-$119,601	$202,926	$298,896	-$1,058	$1,579

ESU 2210	**SPED School Age**	**SPED 3125**	Homestead	Prop Tax Credit 3131	hal 3135	Pro rate 3180
$1,000.00						
					$7,942.00	$2,467.00
$165.00	$119,975.00					
	$119,976.00					$2,512.00
	$118,287.00			$149,448.00		
$16,957.00	$119,601.00		$33,821.00			
	$118,677.00		$33,821.00			$11,355.00
	$240,253.00	($119,601.00)	$33,821.00	$149,448.00		
$5,503.00	$128,812.00		$33,821.00			
($18,121.00)			$33,821.00			$5,245.00
			$33,821.00			
$5,504.00	$965,581.00	($119,601.00)	$202,926.00	$298,896.00	$7,942.00	$21,579.00
$10,000.00	$785,000.00	$0.00	$0.00	$0.00	$9,000.00	$20,000.00

-$4,496	$180,581	-$119,601	$202,926	$298,896	-$1,058	$1,579

ESU 2210	**SPED School Age**	**SPED 3125**	Homestead	Prop Tax Credit 3131	hal 3135	Pro rate 3180
$1,000.00						
					$7,942.00	$2,467.00
$165.00	$119,975.00					
	$119,976.00					$2,512.00

	$118,287.00			$149,448.00		
$16,957.00	$119,601.00		$33,821.00			
	$118,677.00		$33,821.00			$11,355.00
	$240,253.00	($119,601.00)	$33,821.00	$149,448.00		
$5,503.00	$128,812.00		$33,821.00			
($18,121.00)			$33,821.00			$5,245.00
			$33,821.00			
$5,504.00	$965,581.00	($119,601.00)	$202,926.00	$298,896.00	$7,942.00	$21,579.00
$10,000.00	$785,000.00	$0.00	$0.00	$0.00	$9,000.00	$20,000.00
-$4,496	$180,581	-$119,601	$202,926	$298,896	-$1,058	$1,579

ESU 2210	**SPED School Age**	**SPED 3125**	Homestead	Prop Tax Credit 3131	hal 3135	Pro rate 3180
$1,000.00						
					$7,942.00	$2,467.00
$165.00	$119,975.00					
	$119,976.00					$2,512.00
	$118,287.00			$149,448.00		
$16,957.00	$119,601.00		$33,821.00			
	$118,677.00		$33,821.00			$11,355.00
	$240,253.00	($119,601.00)	$33,821.00	$149,448.00		
$5,503.00	$128,812.00		$33,821.00			
($18,121.00)			$33,821.00			$5,245.00
			$33,821.00			
$5,504.00	$965,581.00	($119,601.00)	$202,926.00	$298,896.00	$7,942.00	$21,579.00
$10,000.00	$785,000.00	$0.00	$0.00	$0.00	$9,000.00	$20,000.00
-$4,496	$180,581	-$119,601	$202,926	$298,896	-$1,058	$1,579

ESU 2210	**SPED School Age**	**SPED 3125**	Homestead	Prop Tax Credit 3131	hal 3135	Pro rate 3180
$1,000.00						
					$7,942.00	$2,467.00
$165.00	$119,975.00					
	$119,976.00					$2,512.00
	$118,287.00			$149,448.00		
$16,957.00	$119,601.00		$33,821.00			
	$118,677.00		$33,821.00			$11,355.00
	$240,253.00	($119,601.00)	$33,821.00	$149,448.00		
$5,503.00	$128,812.00		$33,821.00			
($18,121.00)			$33,821.00			$5,245.00
			$33,821.00			
$5,504.00	$965,581.00	($119,601.00)	$202,926.00	$298,896.00	$7,942.00	$21,579.00
$10,000.00	$785,000.00	$0.00	$0.00	$0.00	$9,000.00	$20,000.00
-$4,496	$180,581	-$119,601	$202,926	$298,896	-$1,058	$1,579

ESU 2210	**SPED School Age**	**SPED 3125**	Homestead	Prop Tax Credit 3131	hal 3135	Pro rate 3180
$1,000.00						
					$7,942.00	$2,467.00
$165.00	$119,975.00					
	$119,976.00					$2,512.00
	$118,287.00			$149,448.00		
$16,957.00	$119,601.00		$33,821.00			
	$118,677.00		$33,821.00			$11,355.00
	$240,253.00	($119,601.00)	$33,821.00	$149,448.00		
$5,503.00	$128,812.00		$33,821.00			
($18,121.00)			$33,821.00			$5,245.00
			$33,821.00			
$5,504.00	$965,581.00	($119,601.00)	$202,926.00	$298,896.00	$7,942.00	$21,579.00
$10,000.00	$785,000.00	$0.00	$0.00	$0.00	$9,000.00	$20,000.00
-$4,496	$180,581	-$119,601	$202,926	$298,896	-$1,058	$1,579

ESU 2210	**SPED School Age**	**SPED 3125**	Homestead	Prop Tax Credit 3131	hal 3135	Pro rate 3180
$1,000.00						
					$7,942.00	$2,467.00
$165.00	$119,975.00					
	$119,976.00					$2,512.00
	$118,287.00			$149,448.00		
$16,957.00	$119,601.00		$33,821.00			
	$118,677.00		$33,821.00			$11,355.00
	$240,253.00	($119,601.00)	$33,821.00	$149,448.00		
$5,503.00	$128,812.00		$33,821.00			
($18,121.00)			$33,821.00			$5,245.00
			$33,821.00			
$5,504.00	$965,581.00	($119,601.00)	$202,926.00	$298,896.00	$7,942.00	$21,579.00

$10,000.00	$785,000.00	$0.00	$0.00	$0.00	$9,000.00	$20,000.00
-$4,496	$180,581	-$119,601	$202,926	$298,896	-$1,058	$1,579

ESU 2210	**SPED School Age**	**SPED 3125**	Homestead	Prop Tax Credit 3131	hal 3135	Pro rate 3180
$1,000.00						
					$7,942.00	$2,467.00
$165.00	$119,975.00					

	$119,976.00					$2,512.00
	$118,287.00			$149,448.00		
$16,957.00	$119,601.00		$33,821.00			
	$118,677.00		$33,821.00			$11,355.00
	$240,253.00	($119,601.00)	$33,821.00	$149,448.00		
$5,503.00	$128,812.00		$33,821.00			
($18,121.00)			$33,821.00			$5,245.00
			$33,821.00			
$5,504.00	$965,581.00	($119,601.00)	$202,926.00	$298,896.00	$7,942.00	$21,579.00
$10,000.00	$785,000.00	$0.00	$0.00	$0.00	$9,000.00	$20,000.00
-$4,496	$180,581	-$119,601	$202,926	$298,896	-$1,058	$1,579

ESU 2210	**SPED School Age**	**SPED 3125**	Homestead	Prop Tax Credit 3131	hal 3135	Pro rate 3180
$1,000.00						
					$7,942.00	$2,467.00
$165.00	$119,975.00					
	$119,976.00					$2,512.00
	$118,287.00			$149,448.00		
$16,957.00	$119,601.00		$33,821.00			
	$118,677.00		$33,821.00			$11,355.00
	$240,253.00	($119,601.00)	$33,821.00	$149,448.00		
$5,503.00	$128,812.00		$33,821.00			
($18,121.00)			$33,821.00			$5,245.00
			$33,821.00			
$5,504.00	$965,581.00	($119,601.00)	$202,926.00	$298,896.00	$7,942.00	$21,579.00
$10,000.00	$785,000.00	$0.00	$0.00	$0.00	$9,000.00	$20,000.00
-$4,496	$180,581	-$119,601	$202,926	$298,896	-$1,058	$1,579

Apportion 3200	**In Lieu 3300**	St. Cat. 3500	Distance Ed. 3511	Early	Other State3990	**Title I 4200**
$0.00	$0.00	$0.00	$0.00		$0.00	$0.00
$140,000.00	$5,000.00	$2,000.00	$0.00		$0.00	$125,000.00
-$140,000	-$5,000	-$2,000	$0			-$125,000

Apportion 3200	**In Lieu 3300**	St. Cat. 3500	Distance Ed. 3511	Early	Other State3990	**Title I 4200**
			$1,000.00			$22,314.00
		$7,525.00				
$135,165.00						
	$2,919.00					$89,677.00
	$173,856.00					
$135,165.00	$176,775.00	$7,525.00	$1,000.00		$0.00	$111,991.00
$140,000.00	$5,000.00	$2,000.00	$0.00		$0.00	$125,000.00
-$4,835	$171,775	$5,525	$1,000			-$13,009

Apportion 3200	**In Lieu 3300**	St. Cat. 3500	Distance Ed. 3511	Early	Other State3990	**Title I 4200**
			$1,000.00			$22,314.00
		$7,525.00				
$135,165.00						
	$2,919.00					$89,677.00
	$173,856.00					
$135,165.00	$176,775.00	$7,525.00	$1,000.00		$0.00	$111,991.00
$140,000.00	$5,000.00	$2,000.00	$0.00		$0.00	$125,000.00

-$4,835	$171,775	$5,525	$1,000			-$13,009

Apportion 3200	**In Lieu 3300**	St. Cat. 3500	Distance Ed. 3511	Early	Other State3990	**Title I 4200**
			$1,000.00			$22,314.00
		$7,525.00				

$135,165.00						
	$2,919.00					$89,677.00
	$173,856.00					
$135,165.00	$176,775.00	$7,525.00	$1,000.00		$0.00	$111,991.00
$140,000.00	$5,000.00	$2,000.00	$0.00		$0.00	$125,000.00
-$4,835	$171,775	$5,525	$1,000			-$13,009

Apportion 3200	**In Lieu 3300**	St. Cat. 3500	Distance Ed. 3511	Early	Other State3990	**Title I 4200**
			$1,000.00			$22,314.00
		$7,525.00				
$135,165.00						
	$2,919.00					$89,677.00
	$173,856.00					
$135,165.00	$176,775.00	$7,525.00	$1,000.00		$0.00	$111,991.00
$140,000.00	$5,000.00	$2,000.00	$0.00		$0.00	$125,000.00
-$4,835	$171,775	$5,525	$1,000			-$13,009

Apportion 3200	**In Lieu 3300**	St. Cat. 3500	Distance Ed. 3511	Early	Other State3990	**Title I 4200**
			$1,000.00			$22,314.00
		$7,525.00				
$135,165.00						
	$2,919.00					$89,677.00
	$173,856.00					
$135,165.00	$176,775.00	$7,525.00	$1,000.00		$0.00	$111,991.00
$140,000.00	$5,000.00	$2,000.00	$0.00		$0.00	$125,000.00
-$4,835	$171,775	$5,525	$1,000			-$13,009

Apportion 3200	**In Lieu 3300**	St. Cat. 3500	Distance Ed. 3511	Early	Other State3990	**Title I 4200**
			$1,000.00			$22,314.00
		$7,525.00				
$135,165.00						
	$2,919.00					$89,677.00
	$173,856.00					
$135,165.00	$176,775.00	$7,525.00	$1,000.00		$0.00	$111,991.00
$140,000.00	$5,000.00	$2,000.00	$0.00		$0.00	$125,000.00
-$4,835	$171,775	$5,525	$1,000			-$13,009

Apportion 3200	**In Lieu 3300**	St. Cat. 3500	Distance Ed. 3511	Early	Other State3990	**Title I 4200**
			$1,000.00			$22,314.00
		$7,525.00				
$135,165.00						
	$2,919.00					$89,677.00
	$173,856.00					
$135,165.00	$176,775.00	$7,525.00	$1,000.00		$0.00	$111,991.00

$140,000.00	$5,000.00	$2,000.00	$0.00		$0.00	$125,000.00
-$4,835	$171,775	$5,525	$1,000			-$13,009

Apportion 3200	**In Lieu 3300**	St. Cat. 3500	Distance Ed. 3511	Early	Other State3990	**Title I 4200**
			$1,000.00			$22,314.00

		$7,525.00				
$135,165.00						
	$2,919.00					$89,677.00
	$173,856.00					
$135,165.00	$176,775.00	$7,525.00	$1,000.00		$0.00	$111,991.00
$140,000.00	$5,000.00	$2,000.00	$0.00		$0.00	$125,000.00
-$4,835	$171,775	$5,525	$1,000			-$13,009

Apportion 3200	**In Lieu 3300**	St. Cat. 3500	Distance Ed. 3511	Early	Other State3990	**Title I 4200**
			$1,000.00			$22,314.00
		$7,525.00				
$135,165.00						
	$2,919.00					$89,677.00
	$173,856.00					
$135,165.00	$176,775.00	$7,525.00	$1,000.00		$0.00	$111,991.00
$140,000.00	$5,000.00	$2,000.00	$0.00		$0.00	$125,000.00
-$4,835	$171,775	$5,525	$1,000			-$13,009

Title I Acct. 4210	TITLE II A 4310	TITLE V 4320	IDEA Base 4404-4406	IDEA 4410	4411	4415
$0.00	$0.00	$0.00	$0.00	$0.00	$0.00	
$0.00	$100,000.00		$200,000.00	$0.00	$0.00	
$0	-$100,000	$0	-$200,000	$0	$0	

Title I Acct. 4210	TITLE II A 4310	TITLE V 4320	IDEA Base 4404-4406	IDEA 4410	4411	4415
	$3,139.00			$12,917.00		
	$2,609.00					
	$22,182.00					
			$76,685.00	$116,041.00		
			$28,965.00		$8,723.00	
			$906.00			
$0.00	$27,930.00	$0.00	$106,556.00	$128,958.00	$8,723.00	
$0.00	$100,000.00		$200,000.00	$0.00	$0.00	
$0	-$72,070	$0	-$93,444	$128,958	$8,723	

Title I Acct. 4210	TITLE II A 4310	TITLE V 4320	IDEA Base 4404-4406	IDEA 4410	4411	4415
	$3,139.00			$12,917.00		
	$2,609.00					
	$22,182.00					
			$76,685.00	$116,041.00		
			$28,965.00		$8,723.00	
			$906.00			
$0.00	$27,930.00	$0.00	$106,556.00	$128,958.00	$8,723.00	
$0.00	$100,000.00		$200,000.00	$0.00	$0.00	

$0	-$72,070	$0	-$93,444	$128,958	$8,723	

Title I Acct. 4210	TITLE II A 4310	TITLE V 4320	IDEA Base 4404-4406	IDEA 4410	4411	4415
	$3,139.00			$12,917.00		
	$2,609.00					

	$22,182.00					
			$76,685.00	$116,041.00		
			$28,965.00		$8,723.00	
			$906.00			
$0.00	$27,930.00	$0.00	$106,556.00	$128,958.00	$8,723.00	
$0.00	$100,000.00		$200,000.00	$0.00	$0.00	
$0	-$72,070	$0	-$93,444	$128,958	$8,723	

Title I Acct. 4210	TITLE II A 4310	TITLE V 4320	IDEA Base 4404-4406	IDEA 4410	4411	4415
	$3,139.00			$12,917.00		
	$2,609.00					
	$22,182.00					
			$76,685.00	$116,041.00		
			$28,965.00		$8,723.00	
			$906.00			
$0.00	$27,930.00	$0.00	$106,556.00	$128,958.00	$8,723.00	
$0.00	$100,000.00		$200,000.00	$0.00	$0.00	
$0	-$72,070	$0	-$93,444	$128,958	$8,723	

Title I Acct. 4210	TITLE II A 4310	TITLE V 4320	IDEA Base 4404-4406	IDEA 4410	4411	4415
	$3,139.00			$12,917.00		
	$2,609.00					
	$22,182.00					
			$76,685.00	$116,041.00		
			$28,965.00		$8,723.00	
			$906.00			
$0.00	$27,930.00	$0.00	$106,556.00	$128,958.00	$8,723.00	
$0.00	$100,000.00		$200,000.00	$0.00	$0.00	
$0	-$72,070	$0	-$93,444	$128,958	$8,723	

Title I Acct. 4210	TITLE II A 4310	TITLE V 4320	IDEA Base 4404-4406	IDEA 4410	4411	4415
	$3,139.00			$12,917.00		
	$2,609.00					
	$22,182.00					
			$76,685.00	$116,041.00		
			$28,965.00		$8,723.00	
			$906.00			
$0.00	$27,930.00	$0.00	$106,556.00	$128,958.00	$8,723.00	
$0.00	$100,000.00		$200,000.00	$0.00	$0.00	
$0	-$72,070	$0	-$93,444	$128,958	$8,723	

Title I Acct. 4210	TITLE II A 4310	TITLE V 4320	IDEA Base 4404-4406	IDEA 4410	4411	4415
	$3,139.00			$12,917.00		
	$2,609.00					
	$22,182.00					
			$76,685.00	$116,041.00		
			$28,965.00		$8,723.00	
			$906.00			
$0.00	$27,930.00	$0.00	$106,556.00	$128,958.00	$8,723.00	

$0.00	$100,000.00		$200,000.00	$0.00	$0.00	
$0	-$72,070	$0	-$93,444	$128,958	$8,723	

Title I Acct. 4210	TITLE II A 4310	TITLE V 4320	IDEA Base 4404-4406	IDEA 4410	4411	4415
	$3,139.00			$12,917.00		
	$2,609.00					

	$22,182.00					
			$76,685.00	$116,041.00		
			$28,965.00		$8,723.00	
			$906.00			
$0.00	$27,930.00	$0.00	$106,556.00	$128,958.00	$8,723.00	
$0.00	$100,000.00		$200,000.00	$0.00	$0.00	
$0	-$72,070	$0	-$93,444	$128,958	$8,723	

Title I Acct. 4210	TITLE II A 4310	TITLE V 4320	IDEA Base 4404-4406	IDEA 4410	4411	4415
	$3,139.00			$12,917.00		
	$2,609.00					
	$22,182.00					
			$76,685.00	$116,041.00		
			$28,965.00		$8,723.00	
			$906.00			
$0.00	$27,930.00	$0.00	$106,556.00	$128,958.00	$8,723.00	
$0.00	$100,000.00		$200,000.00	$0.00	$0.00	
$0	-$72,070	$0	-$93,444	$128,958	$8,723	

Medicaid 4450	Mecca 4455	Fed Stab 4599/4580	ARRA 4610	ARRA 4611	Perkins 4700	ARRA Title 4810
$0.00	$0.00	$0.00	$0.00	$0.00	$0.00	$0.00
$1,000.00	$50,000.00	$0.00	$0.00	$0.00	$5,000.00	$0.00
-$1,000	-$50,000	$0	$0	$0	-$5,000	$0

Medicaid 4450	Mecca 4455	Fed Stab 4599/4580	ARRA 4610	ARRA 4611	Perkins 4700	ARRA Title 4810
$56.00		$500.00				
$18.00						
$869.00						
		$12,261.00				
$156.00	$8,636.00					
$1,315.00						
$1,784.00	$7,677.00					
$427.00						
$1,764.00						
	$6,629.00					
$577.00	$6,584.00					
$6,966.00	$29,526.00	$12,761.00	$0.00	$0.00	$0.00	$0.00
$1,000.00	$50,000.00	$0.00	$0.00	$0.00	$5,000.00	$0.00
$5,966	-$20,474	$12,761	$0	$0	-$5,000	$0

Medicaid 4450	Mecca 4455	Fed Stab 4599/4580	ARRA 4610	ARRA 4611	Perkins 4700	ARRA Title 4810
$56.00		$500.00				
$18.00						
$869.00						
		$12,261.00				
$156.00	$8,636.00					
$1,315.00						
$1,784.00	$7,677.00					
$427.00						
$1,764.00						
	$6,629.00					
$577.00	$6,584.00					
$6,966.00	$29,526.00	$12,761.00	$0.00	$0.00	$0.00	$0.00
$1,000.00	$50,000.00	$0.00	$0.00	$0.00	$5,000.00	$0.00

$5,966	-$20,474	$12,761	$0	$0	-$5,000	$0

Medicaid 4450	Mecca 4455	Fed Stab 4599/4580	ARRA 4610	ARRA 4611	Perkins 4700	ARRA Title 4810
$56.00		$500.00				
$18.00						
$869.00						
		$12,261.00				
$156.00	$8,636.00					

$1,315.00						
$1,784.00	$7,677.00					
$427.00						
$1,764.00						
	$6,629.00					
$577.00	$6,584.00					
$6,966.00	$29,526.00	$12,761.00	$0.00	$0.00	$0.00	$0.00
$1,000.00	$50,000.00	$0.00	$0.00	$0.00	$5,000.00	$0.00
$5,966	-$20,474	$12,761	$0	$0	-$5,000	$0

Medicaid 4450	Mecca 4455	Fed Stab 4599/4580	ARRA 4610	ARRA 4611	Perkins 4700	ARRA Title 4810
$56.00		$500.00				
$18.00						
$869.00						
		$12,261.00				
$156.00	$8,636.00					
$1,315.00						
$1,784.00	$7,677.00					
$427.00						
$1,764.00						
	$6,629.00					
$577.00	$6,584.00					
$6,966.00	$29,526.00	$12,761.00	$0.00	$0.00	$0.00	$0.00
$1,000.00	$50,000.00	$0.00	$0.00	$0.00	$5,000.00	$0.00
$5,966	-$20,474	$12,761	$0	$0	-$5,000	$0

Medicaid 4450	Mecca 4455	Fed Stab 4599/4580	ARRA 4610	ARRA 4611	Perkins 4700	ARRA Title 4810
$56.00		$500.00				
$18.00						
$869.00						
		$12,261.00				
$156.00	$8,636.00					
$1,315.00						
$1,784.00	$7,677.00					
$427.00						
$1,764.00						
	$6,629.00					
$577.00	$6,584.00					
$6,966.00	$29,526.00	$12,761.00	$0.00	$0.00	$0.00	$0.00
$1,000.00	$50,000.00	$0.00	$0.00	$0.00	$5,000.00	$0.00
$5,966	-$20,474	$12,761	$0	$0	-$5,000	$0

Medicaid 4450	Mecca 4455	Fed Stab 4599/4580	ARRA 4610	ARRA 4611	Perkins 4700	ARRA Title 4810
$56.00		$500.00				
$18.00						
$869.00						
		$12,261.00				
$156.00	$8,636.00					
$1,315.00						
$1,784.00	$7,677.00					
$427.00						
$1,764.00						
	$6,629.00					
$577.00	$6,584.00					
$6,966.00	$29,526.00	$12,761.00	$0.00	$0.00	$0.00	$0.00
$1,000.00	$50,000.00	$0.00	$0.00	$0.00	$5,000.00	$0.00
$5,966	-$20,474	$12,761	$0	$0	-$5,000	$0

Medicaid 4450	Mecca 4455	Fed Stab 4599/4580	ARRA 4610	ARRA 4611	Perkins 4700	ARRA Title 4810
$56.00		$500.00				
$18.00						
$869.00						
		$12,261.00				
$156.00	$8,636.00					
$1,315.00						
$1,784.00	$7,677.00					
$427.00						
$1,764.00						
	$6,629.00					
$577.00	$6,584.00					
$6,966.00	$29,526.00	$12,761.00	$0.00	$0.00	$0.00	$0.00

$1,000.00	$50,000.00	$0.00	$0.00	$0.00	$5,000.00	$0.00
$5,966	-$20,474	$12,761	$0	$0	-$5,000	$0

Medicaid 4450	Mecca 4455	Fed Stab 4599/4580	ARRA 4610	ARRA 4611	Perkins 4700	ARRA Title 4810
$56.00		$500.00				
$18.00						
$869.00						
		$12,261.00				

$156.00	$8,636.00					
$1,315.00						
$1,784.00	$7,677.00					
$427.00						
$1,764.00						
	$6,629.00					
$577.00	$6,584.00					
$6,966.00	$29,526.00	$12,761.00	$0.00	$0.00	$0.00	$0.00
$1,000.00	$50,000.00	$0.00	$0.00	$0.00	$5,000.00	$0.00
$5,966	-$20,474	$12,761	$0	$0	-$5,000	$0

Medicaid 4450	Mecca 4455	Fed Stab 4599/4580	ARRA 4610	ARRA 4611	Perkins 4700	ARRA Title 4810
$56.00		$500.00				
$18.00						
$869.00						
		$12,261.00				
$156.00	$8,636.00					
$1,315.00						
$1,784.00	$7,677.00					
$427.00						
$1,764.00						
	$6,629.00					
$577.00	$6,584.00					
$6,966.00	$29,526.00	$12,761.00	$0.00	$0.00	$0.00	$0.00
$1,000.00	$50,000.00	$0.00	$0.00	$0.00	$5,000.00	$0.00
$5,966	-$20,474	$12,761	$0	$0	-$5,000	$0

Erate 4850	4,910	4,968	ESU 4990	4991	Categorical 4995	Insurance 5300
$0.00			$0.00	$0.00	$0.00	$0.00
$0.00	$45,000.00		$35,000.00			$1,000.00
$0			-$35,000			-$1,000

Erate 4850	4,910	4,968	ESU 4990	4991	Categorical 4995	Insurance 5300
			$560.00			
	$4,129.00	$26,006.00		$21,116.00	$3,422.00	
$3,091.00		$13,832.00			$1,983.00	
			$6,360.00			
			$250.00			
$3,091.00			$7,170.00	$21,116.00	$5,405.00	$0.00
$0.00	$45,000.00		$35,000.00			$1,000.00
$3,091			-$27,830			-$1,000

Erate 4850	4,910	4,968	ESU 4990	4991	Categorical 4995	Insurance 5300
			$560.00			
	$4,129.00	$26,006.00		$21,116.00	$3,422.00	
$3,091.00		$13,832.00			$1,983.00	
			$6,360.00			
			$250.00			
$3,091.00			$7,170.00	$21,116.00	$5,405.00	$0.00
$0.00	$45,000.00		$35,000.00			$1,000.00

$3,091			-$27,830			-$1,000

Erate 4850	4,910	4,968	ESU 4990	4991	Categorical 4995	Insurance 5300
			$560.00			

	$4,129.00	$26,006.00		$21,116.00	$3,422.00	
$3,091.00		$13,832.00			$1,983.00	
			$6,360.00			
			$250.00			
$3,091.00			$7,170.00	$21,116.00	$5,405.00	$0.00
$0.00	$45,000.00		$35,000.00			$1,000.00
$3,091			-$27,830			-$1,000

Erate 4850	4,910	4,968	ESU 4990	4991	Categorical 4995	Insurance 5300
			$560.00			
	$4,129.00	$26,006.00		$21,116.00	$3,422.00	
$3,091.00		$13,832.00			$1,983.00	
			$6,360.00			
			$250.00			
$3,091.00			$7,170.00	$21,116.00	$5,405.00	$0.00
$0.00	$45,000.00		$35,000.00			$1,000.00
$3,091			-$27,830			-$1,000

Erate 4850	4,910	4,968	ESU 4990	4991	Categorical 4995	Insurance 5300
			$560.00			
	$4,129.00	$26,006.00		$21,116.00	$3,422.00	
$3,091.00		$13,832.00			$1,983.00	
			$6,360.00			
			$250.00			
$3,091.00			$7,170.00	$21,116.00	$5,405.00	$0.00
$0.00	$45,000.00		$35,000.00			$1,000.00
$3,091			-$27,830			-$1,000

Erate 4850	4,910	4,968	ESU 4990	4991	Categorical 4995	Insurance 5300
			$560.00			
	$4,129.00	$26,006.00		$21,116.00	$3,422.00	
$3,091.00		$13,832.00			$1,983.00	
			$6,360.00			
			$250.00			
$3,091.00			$7,170.00	$21,116.00	$5,405.00	$0.00
$0.00	$45,000.00		$35,000.00			$1,000.00
$3,091			-$27,830			-$1,000

Erate 4850	4,910	4,968	ESU 4990	4991	Categorical 4995	Insurance 5300
			$560.00			
	$4,129.00	$26,006.00		$21,116.00	$3,422.00	
$3,091.00		$13,832.00			$1,983.00	
			$6,360.00			
			$250.00			
$3,091.00			$7,170.00	$21,116.00	$5,405.00	$0.00

$0.00	$45,000.00		$35,000.00			$1,000.00
$3,091			-$27,830			-$1,000

Erate 4850			ESU 4990	4991	Categorical 4995	Insurance 5300
	4,910	**4,968**				

			$560.00			
	$4,129.00	$26,006.00		$21,116.00	$3,422.00	
$3,091.00		$13,832.00			$1,983.00	
			$6,360.00			
			$250.00			
$3,091.00			$7,170.00	$21,116.00	$5,405.00	$0.00
$0.00	$45,000.00		$35,000.00			$1,000.00
$3,091			-$27,830			-$1,000

Erate 4850	4,910	4,968	ESU 4990	4991	Categorical 4995	Insurance 5300
			$560.00			
	$4,129.00	$26,006.00		$21,116.00	$3,422.00	
$3,091.00		$13,832.00			$1,983.00	
			$6,360.00			
			$250.00			
$3,091.00			$7,170.00	$21,116.00	$5,405.00	$0.00
$0.00	$45,000.00		$35,000.00			$1,000.00
$3,091			-$27,830			-$1,000

Sale of prop 5400	**5500**	**Miscell.**	non rev 5690	lit lrnr	transfer in	GED
$0.00	$0.00	$0.00	$0.00	$0.00	$0.00	$0.00
$1,000.00			$20,000.00			
-$1,000	$0	$0	-$20,000	$0	$0	$0

Sale of prop 5400	**5500**	**Miscell.**	non rev 5690	lit lrnr	transfer in	GED
			$534.00			
			$75.00			
			$10,695.00			
			$1,567.00			
			$8,692.00			
			$415.00			
			$50.00			
			$4,720.00			
$5,360.00			$214.00			
$32,693.00			$4,033.00			
$38,053.00	$0.00	$0.00	$30,995.00	$0.00	$0.00	$0.00
$1,000.00			$20,000.00			
$37,053	$0	$0	$10,995	$0	$0	$0

Sale of prop 5400	**5500**	**Miscell.**	non rev 5690	lit lrnr	transfer in	GED
			$534.00			
			$75.00			
			$10,695.00			
			$1,567.00			
			$8,692.00			
			$415.00			
			$50.00			
			$4,720.00			
$5,360.00			$214.00			
$32,693.00			$4,033.00			
$38,053.00	$0.00	$0.00	$30,995.00	$0.00	$0.00	$0.00
$1,000.00			$20,000.00			

$37,053	$0	$0	$10,995	$0	$0	$0

Sale of prop 5400	**5500**	**Miscell.**	non rev 5690	lit lrnr	transfer in	GED
			$534.00			
			$75.00			
			$10,695.00			
			$1,567.00			
			$8,692.00			

			$415.00			
			$50.00			
			$4,720.00			
$5,360.00			$214.00			
$32,693.00			$4,033.00			
$38,053.00	$0.00	$0.00	$30,995.00	$0.00	$0.00	$0.00
$1,000.00			$20,000.00			
$37,053	$0	$0	$10,995	$0	$0	$0

Sale of prop 5400	**5500**	**Miscell.**	non rev 5690	lit lrnr	transfer in	GED
			$534.00			
			$75.00			
			$10,695.00			
			$1,567.00			
			$8,692.00			
			$415.00			
			$50.00			
			$4,720.00			
$5,360.00			$214.00			
$32,693.00			$4,033.00			
$38,053.00	$0.00	$0.00	$30,995.00	$0.00	$0.00	$0.00
$1,000.00			$20,000.00			
$37,053	$0	$0	$10,995	$0	$0	$0

Sale of prop 5400	**5500**	**Miscell.**	non rev 5690	lit lrnr	transfer in	GED
			$534.00			
			$75.00			
			$10,695.00			
			$1,567.00			
			$8,692.00			
			$415.00			
			$50.00			
			$4,720.00			
$5,360.00			$214.00			
$32,693.00			$4,033.00			
$38,053.00	$0.00	$0.00	$30,995.00	$0.00	$0.00	$0.00
$1,000.00			$20,000.00			
$37,053	$0	$0	$10,995	$0	$0	$0

Sale of prop 5400	**5500**	**Miscell.**	non rev 5690	lit lrnr	transfer in	GED
			$534.00			
			$75.00			
			$10,695.00			
			$1,567.00			
			$8,692.00			
			$415.00			
			$50.00			
			$4,720.00			
$5,360.00			$214.00			
$32,693.00			$4,033.00			
$38,053.00	$0.00	$0.00	$30,995.00	$0.00	$0.00	$0.00
$1,000.00			$20,000.00			
$37,053	$0	$0	$10,995	$0	$0	$0

Sale of prop 5400	**5500**	**Miscell.**	non rev 5690	lit lrnr	transfer in	GED
			$534.00			
			$75.00			
			$10,695.00			
			$1,567.00			
			$8,692.00			
			$415.00			
			$50.00			
			$4,720.00			
$5,360.00			$214.00			
$32,693.00			$4,033.00			
$38,053.00	$0.00	$0.00	$30,995.00	$0.00	$0.00	$0.00

$1,000.00			$20,000.00			
$37,053	$0	$0	$10,995	$0	$0	$0

Sale of prop 5400	**5500**	**Miscell.**	non rev 5690	lit lrnr	transfer in	GED
			$534.00			
			$75.00			
			$10,695.00			
			$1,567.00			

			$8,692.00			
			$415.00			
			$50.00			
			$4,720.00			
$5,360.00			$214.00			
$32,693.00			$4,033.00			
$38,053.00	$0.00	$0.00	$30,995.00	$0.00	$0.00	$0.00
$1,000.00			$20,000.00			
$37,053	$0	$0	$10,995	$0	$0	$0

Sale of prop 5400	**5500**	**Miscell.**	non rev 5690	lit lrnr	transfer in	GED
			$534.00			
			$75.00			
			$10,695.00			
			$1,567.00			
			$8,692.00			
			$415.00			
			$50.00			
			$4,720.00			
$5,360.00			$214.00			
$32,693.00			$4,033.00			
$38,053.00	$0.00	$0.00	$30,995.00	$0.00	$0.00	$0.00
$1,000.00			$20,000.00			
$37,053	$0	$0	$10,995	$0	$0	$0

grant 9000
$0.00
$0

grant 9000
$327.00
$563.00
$9,955.00
$250.00
$31.00
$760.00
$11,886.00
$11,886

grant 9000
$327.00
$563.00
$9,955.00
$250.00
$31.00
$760.00
$11,886.00

$11,886

grant 9000
$327.00
$563.00
$9,955.00

$250.00
$31.00
$760.00
$11,886.00
$11,886

grant 9000
$327.00
$563.00
$9,955.00
$250.00
$31.00
$760.00
$11,886.00
$11,886

grant 9000
$327.00
$563.00
$9,955.00
$250.00
$31.00
$760.00
$11,886.00
$11,886

grant 9000
$327.00
$563.00
$9,955.00
$250.00
$31.00
$760.00
$11,886.00
$11,886

grant 9000
$327.00
$563.00
$9,955.00
$250.00
$31.00
$760.00
$11,886.00

$11,886

grant 9000
$327.00
$563.00
$9,955.00

$250.00
$31.00
$760.00
$11,886.00
$11,886

grant 9000
$327.00
$563.00
$9,955.00
$250.00
$31.00
$760.00
$11,886.00
$11,886

Disbursements

Budget

	September	October	November	December	January	February
Projected Exp	$0	$0	$0	$0	$0	$0
Actual Exp	$0	$0	$0	$0	$0	$0
Difference	$0	$0	$0	$0	$0	$0
Cumulative	$0	$0	$0	$0	$0	$0
% Spent	#DIV/0!	#DIV/0!	#DIV/0!	#DIV/0!	#DIV/0!	#DIV/0!

	March	April	May	June	July	August
Projected Exp	$0	$0	$0	$0	$0	$0
Actual Exp	$0	$0	$0	$0	$0	$0
Difference	$0	$0	$0	$0	$0	$0
Cumulative	$0	$0	$0	$0	$0	$0
% Spent	#DIV/0!	#DIV/0!	#DIV/0!	#DIV/0!	#DIV/0!	#DIV/0!

Month	Expenditures	Spent	of Budget	Budget Spent	Notes
September		$0	#DIV/0!	8.33%	
October		$0	#DIV/0!	16.67%	
November		$0	#DIV/0!	25.00%	
December		$0	#DIV/0!	33.33%	
January		$0	#DIV/0!	41.67%	
February		$0	#DIV/0!	50.00%	
March		$0	#DIV/0!	58.33%	
April		$0	#DIV/0!	66.67%	
May		$0	#DIV/0!	75.00%	
June		$0	#DIV/0!	83.33%	
July		$0	#DIV/0!	91.67%	
August		$0	#DIV/0!	100.00%	
Total					

Budgeted

month

Sample only=

	General Fund			Special Building		
	Local Taxes	Other Taxes	Total Taxes	Local Taxes	Other Taxes	Total Taxes
09/20	2,098,625.85	152,090.34	2,250,716.19	130,468.71	82.79	130,551.50
10/20	299,421.95	125,304.15	424,726.10	18,656.35	321.48	18,977.83
11/20	129,618.46	149,153.09	278,771.55	8,118.46	14.18	8,132.64
12/20	50,773.73	115,909.73	166,683.46	3,140.41	0.00	3,140.41
1/21	1,340,991.65	168,360.42	1,509,352.07	53,996.92	577.56	54,574.48
2/21	1,709,134.45	124,514.45	1,833,648.90	67,510.37	26.12	67,536.49
3/21	438,977.39	125,966.19	564,943.58	16,655.98	1,645.46	18,301.44
4/21	5,538,115.08	182,945.58	5,721,060.66	215,306.70	2,362.47	217,669.17
5/21	2,354,554.69	150,209.29	2,504,763.98	90,102.46	3,757.15	93,859.61
6/21	829,280.57	166,135.52	995,416.09	31,708.98	2,197.48	33,906.46
7/21	274,401.20	167,876.91	442,278.11	9,585.39	2,047.20	11,632.59
8/21	3,924,688.56	185,140.02	4,109,828.58	151,857.06	1,718.61	153,575.67
20-21	**18,988,583.58**	**1,813,605.69**	**20,802,189.27**	**797,107.79**	**14,750.50**	**811,858.29**
Budgeted	$18,925,994.00			$732,323.00		
Diff	$62,589.58			$64,784.79		

	Local Taxes	Other Taxes	Total Taxes	Local Taxes	Other Taxes	Total Taxes
9/21	1,855,070.28	138,580.96	1,993,651.24	71,771.11	66.67	71,837.78
10/21	253,947.00	130,810.93	384,757.93	9,822.16	266.51	10,088.67
11/21	113,394.09	125,946.83	239,340.92	4,397.33	0.00	4,397.33
12/21	81,230.47	137,202.60	218,433.07	2,933.39	0.00	2,933.39
1/22	2,175,778.26	152,579.73	2,328,357.99	76,027.25	423.55	76,450.80
2/22	1,635,871.26	120,234.14	1,756,105.40	57,049.05	0.00	57,049.05
3/22	505,206.72	155,556.84	660,763.56	17,533.97	1,813.92	19,347.89
4/22	6,361,715.25	208,061.97	6,569,777.22	221,589.72	2,511.67	224,101.39
5/22	2,041,205.29	252,145.88	2,293,351.17	71,010.59	3,707.12	74,717.71
6/22	386,766.33	194,040.49	580,806.82	13,456.77	1,862.05	15,318.82
7/22	212,775.63	197,131.41	409,907.04	7,384.97	2,232.52	9,617.49
8/22	4,039,265.34	194,651.24	4,233,916.58	140,526.43	1,898.36	142,424.79
21-22	**19,662,225.92**	**2,006,943.02**	**21,669,168.94**	**693,502.74**	**14,782.37**	**708,285.11**
Budgeted	$20,322,098.00			$707,071.00		
Diff	-$659,872.08			-$13,568.26		

	Local Taxes	Other Taxes	Total Taxes	Local Taxes	Other Taxes	Total Taxes
9/22	1,856,847.46	130,502.88	1,987,350.34	64,595.83	26.66	64,622.49
10/22	557,435.63	121,198.67	678,634.30	18,573.65	216.19	18,789.84
11/22	110,477.11	144,180.60	254,657.71	3,853.58	0.00	3,853.58
12/22	30,615.25	138,250.78	168,866.03	1,064.23	0.00	1,064.23
1/23	1,948,505.26	147,865.38	2,096,370.64	45,949.68	188.94	46,138.62
2/23	1,986,673.81	127,045.45	2,113,719.26	46,820.89	8.65	46,829.54
3/23	623,794.40	163,616.20	787,410.60	14,677.79	1,461.61	16,139.40

4/23	6,728,136.04	238,834.37	6,966,970.41	157,549.87	2,011.03	159,560.90
5/23	2,137,961.97	255,594.78	2,393,556.75	49,855.77	2,745.77	52,601.54
6/23	486,253.26	199,801.07	686,054.33	11,354.35	1,409.67	12,764.02
7/23	229,055.41	187,833.83	416,889.24	4,762.26	1,727.05	6,489.31
8/23	4,349,196.67	208,475.47	4,557,672.14	101,356.81	1,699.32	103,056.13
22-23	**21,044,952.27**	**2,063,199.48**	**23,108,151.75**	**520,414.71**	**11,494.89**	**531,909.60**
Levied	$21,669,860.00			$505,051.00		
Diff	-$624,907.73			$15,363.71		

	Local Taxes	Other Taxes	Total Taxes	Local Taxes	Other Taxes	Total Taxes
9/23	2,217,156.59	149,173.67	2,366,330.26	51,678.00	21.98	51,699.98
10/23	263,284.51	133,986.80	397,271.31	6,136.02	34.13	6,170.15
11/23	83,470.78	18.94	83,489.72	1,179.55	3,029.91	4,209.46
12/23	58,828.81	136,710.96	195,539.77	1,370.89	12.73	1,383.62
1/24		0.00			0.00	
2/24		0.00			0.00	
3/24		0.00			0.00	
4/24		0.00			0.00	
5/24		0.00			0.00	
6/24		0.00			0.00	
7/24		0.00			0.00	
8/24		0.00			0.00	
22-23	**2,622,740.69**	**419,890.37**	**3,042,631.06**	**60,364.46**	**3,098.75**	**63,463.21**
Levied						
Diff	$2,622,740.69			$60,364.46		

Bond Fund			QCPUF			
Local Taxes	Other Taxes	Total Taxes	Local Taxes	Other Taxes	Total Taxes	Monthly Total
259,146.27	147.48	259,293.75	68,122.56	41.96	68,164.52	2,708,725.96
35,068.68	718.04	35,786.72	9,668.19	176.49	9,844.68	489,335.33
17,921.15	25.26	17,946.41	4,584.33	7.19	4,591.52	309,442.12
6,567.80	0.00	6,567.80	1,688.64	0.00	1,688.64	178,080.31
144,437.88	1,304.54	145,742.42	41,304.94	318.40	41,623.34	1,751,292.31
185,763.25	46.53	185,809.78	49,800.19	13.24	49,813.43	2,136,808.60
52,969.23	4,813.37	57,782.60	13,226.88	1,206.53	14,433.41	655,461.03
679,701.69	6,754.38	686,456.07	169,035.94	1,659.69	170,695.63	6,795,881.53
222,845.77	4,862.55	227,708.32	63,836.39	2,483.36	66,319.75	2,892,651.66
74,999.08	4,817.41	79,816.49	21,902.07	1,582.10	23,484.17	1,132,623.21
31,699.63	5,936.84	37,636.47	7,911.75	1,500.01	9,411.76	500,958.93
493,608.80	4,989.62	498,598.42	119,330.78	1,257.02	120,587.80	4,882,590.47
2,204,729.23	**34,416.02**	**2,239,145.25**	**570,412.66**	**10,245.99**	**580,658.65**	**24,433,851.46**
$2,129,556.00			$556,094.00			
$75,173.23			$14,318.66			

Local Taxes	Other Taxes	Total Taxes	Local Taxes	Other Taxes	Total Taxes	Monthly Total
174,332.79	151.45	174,484.24	50,032.99	45.35	50,078.34	2,290,051.60
23,891.09	725.56	24,616.65	6,880.50	202.74	7,083.24	426,546.49
10,975.16	0.00	10,975.16	3,103.74	0.00	3,103.74	257,817.15
7,455.13	0.00	7,455.13	2,167.42	0.00	2,167.42	230,989.01
204,092.30	1,234.70	205,327.00	58,773.33	322.43	59,095.76	2,669,231.55
167,772.02	0.00	167,772.02	44,658.82	0.00	44,658.82	2,025,585.29
57,176.20	5,041.44	62,217.64	15,364.39	1,360.84	16,725.23	759,054.32
716,617.81	8,237.94	724,855.75	180,368.78	1,824.08	182,192.86	7,700,927.22
175,314.94	9,815.83	185,130.77	50,118.62	2,640.90	52,759.52	2,605,959.17
34,676.45	5,652.69	40,329.14	9,970.35	1,394.19	11,364.54	647,819.32
21,520.49	6,812.79	28,333.28	5,562.40	1,692.52	7,254.92	455,112.73
489,218.50	5,765.97	494,984.47	116,656.93	1,115.35	117,772.28	4,989,098.12
2,083,042.88	**43,438.37**	**2,126,481.25**	**543,658.27**	**10,598.40**	**554,256.67**	**25,058,191.97**
$2,124,517.00			$555,710.00			
-$41,474.12			-$12,051.73			

Local Taxes	Other Taxes	Total Taxes	Local Taxes	Other Taxes	Total Taxes	Monthly Total
159,454.60	60.16	159,514.76	46,839.24	327.90	47,167.14	2,258,654.73
44,286.58	607.22	44,893.80	12,775.39	142.48	12,917.87	755,235.81
9,804.44	22.33	9,826.77	2,752.25	6.69	2,758.94	271,097.00
2,974.82	0.00	2,974.82	800.81	0.00	800.81	173,705.89
225,774.97	575.63	226,350.60	54,289.67	149.78	54,439.45	2,423,299.31
219,812.46	19.52	219,831.98	49,118.30	5.85	49,124.15	2,429,504.93
86,807.01	7,249.18	94,056.19	19,501.17	1,618.43	21,119.60	918,725.79

888,069.36	10,000.02	898,069.38	184,356.26	2,028.00	186,384.26	8,210,984.95
201,926.74	12,180.10	214,106.84	47,558.77	2,705.44	50,264.21	2,710,529.34
47,293.36	7,106.72	54,400.08	10,972.84	1,472.73	12,445.57	765,664.00
25,498.89	8,725.64	34,224.53	5,496.97	1,773.06	7,270.03	464,873.11
631,539.18	8,362.59	639,901.77	126,447.71	1,741.73	128,189.44	5,428,819.48
2,543,242.41	**54,909.11**	**2,598,151.52**	**560,909.38**	**11,972.09**	**572,881.47**	**26,811,094.34**

$2,646,465.00 $570,336.00

-$103,222.59 -$9,426.62

Local Taxes	Other Taxes	Total Taxes	Local Taxes	Other Taxes	Total Taxes	Monthly Total
204,782.36	83.24	204,865.60	49,050.60	20.37	49,070.97	2,671,966.81
26,678.84	0.00	26,678.84	6,021.65	0.00	6,021.65	436,141.95
5,479.91	0.00	5,479.91	1,209.19	0.00	1,209.19	94,388.28
6,580.93	0.00	6,580.93	1,340.25	0.00	1,340.25	204,844.57
	0.00			0.00		0.00
	0.00			0.00		0.00
	0.00			0.00		0.00
	0.00			0.00		0.00
	0.00			0.00		0.00
	0.00			0.00		0.00
	0.00			0.00		0.00
	0.00			0.00		0.00
243,522.04	**83.24**	**243,605.28**	**57,621.69**	**20.37**	**57,642.06**	**3,407,341.61**

$243,522.04 $57,621.69

Ulimited
recorded

20-21 Total

24,433,851.46

$22,343,967.00

$216,866.26

21-22 Total

25,058,191.97

$23,709,396.00

-$726,966.19

22-23 Total

26,811,094.34

$25,391,712.00

-$722,193.23

23-24 Total

3,407,341.61

$0.00

$2,984,248.88

District	Valuation	Enrollment	Per student	
Bennington	$1,875,308,934	3816	$491,433	$4,914
Gretna	$3,565,747,382	6127	$581,973	$5,820
Ralston	$1,971,895,050	3190	$618,149	$6,181
Crete	$1,236,104,489	1927	$641,466	$6,415
Plattsmouth	$894,862,876	1357	$659,442	$6,594
Beatrice	$1,298,995,241	1864	$696,886	$6,969
Northwest	$996,797,190	1409	$707,450	$7,075
Nebraska City	$996,035,726	1379	$722,288	$7,223
Norris	$1,804,950,859	2452	$736,114	$7,361
York	$1,178,316,279	1393	$845,884	$8,459
Waverly	$2,025,886,806	2125	$953,358	$9,534
Blair	$2,098,392,910	2183	$961,243	$9,612
Louisville	$616,502,576	626	$984,828	$9,848
Seward	$1,680,093,238	1447	$1,161,087	$11,611
Syracuse	$886,490,848	747	$1,186,735	$11,867
Conestoga	$857,708,323	647	$1,325,670	$13,257
Springfield Plttteview	$2,093,449,029	1115	$1,877,533	$18,775

	State Aid		St Aid/Stdt	Val/Stdt
Crete	$352,528	2125	$166	$6,415
Bennington	$20,072,007	6127	$3,276	$4,914
Norris	$4,488,546	3816	$1,176	$7,361
Plattsmouth	$4,661,377	2183	$2,135	$6,594
Ralston	$10,659,909	3190	$3,342	$6,181
Waverly	$352,528	1927	$183	$9,534
Beatrice	$5,449,448	1864	$2,924	$6,969
Blair	$438,847	1447	$303	$9,612
York	$2,340,525	1379	$1,697	$8,459
Nebraska City	$4,654,065	1393	$3,341	$7,223
Syracuse	$119,774	1409	$85	$11,867
Louisville	$1,629,086	747	$2,181	$9,848
Seward	$288,134	626	$460	$11,611
Northwest	$8,305,437	1357	$6,120	$7,075
Conestoga	$104,662	647	$162	$13,257
Gretna	$19,917,450	2452	$8,123	$5,820
Springfield Plttteview	$1,172,643	1115	$1,052	$18,775

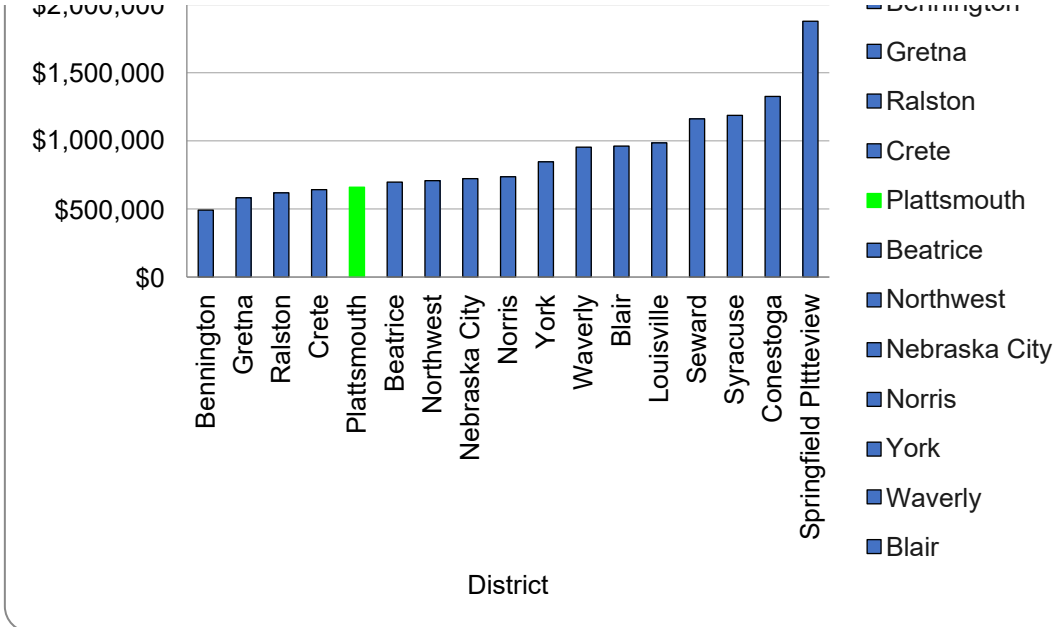
$2,000,000
$1,500,000
$1,000,000
$500,000
$0
Bennington
Gretna
Ralston
Crete
Plattsmouth
Beatrice
Northwest
Nebraska City
Norris
York
Waverly
Blair
Louisville
Seward
Syracuse
Conestoga
Springfield PIttteview
District
Bennington
Gretna
Ralston
Crete
Plattsmouth
Beatrice
Northwest
Nebraska City
Norris
York
Waverly
Blair

Total
$6,581
$8,190
$8,537
$8,730
$9,523
$9,717
$9,892
$9,916
$10,156
$10,564
$11,952
$12,029
$12,071
$13,195
$13,418
$13,943
$19,827

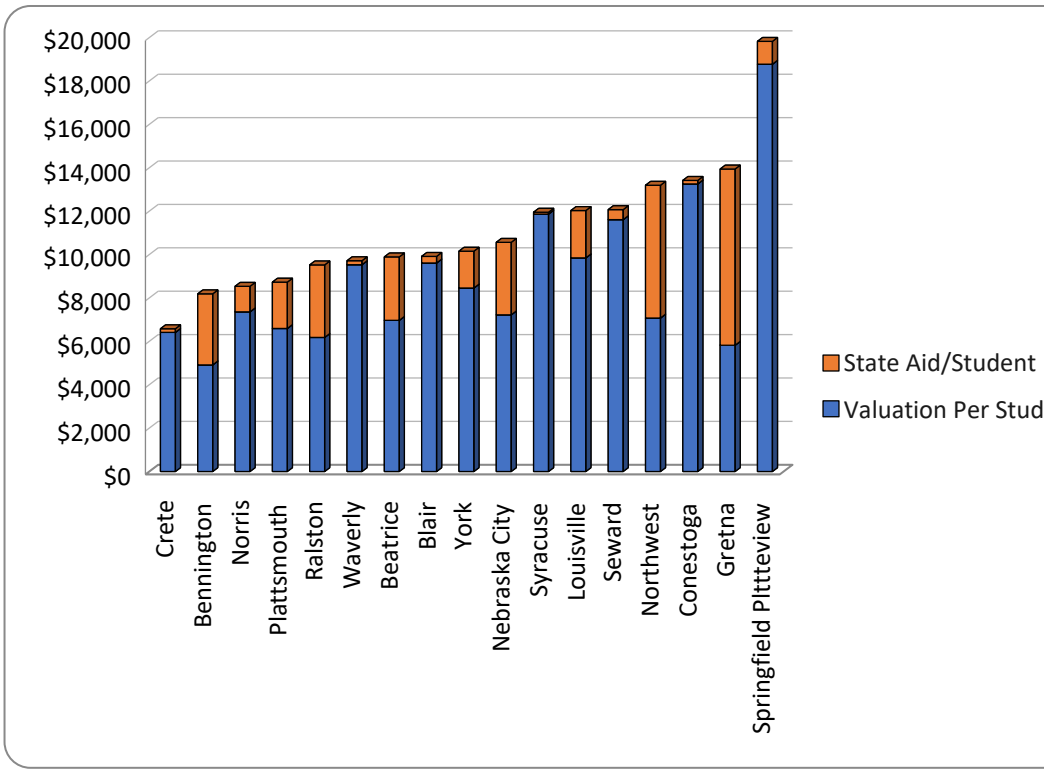

lent/100

2006-07
2007-08
2008-09
2009-10
2010-11
2011-12
2012-13
2013-14
2014-15
2015-16
2016-17
2017-18
2018-19
2019-20
2020-21
2021-22
2022-23
2023-24
2024-25

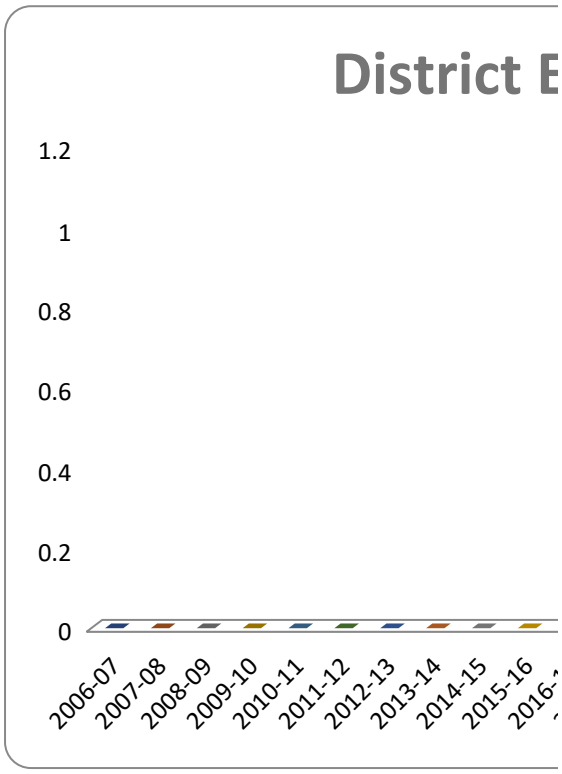

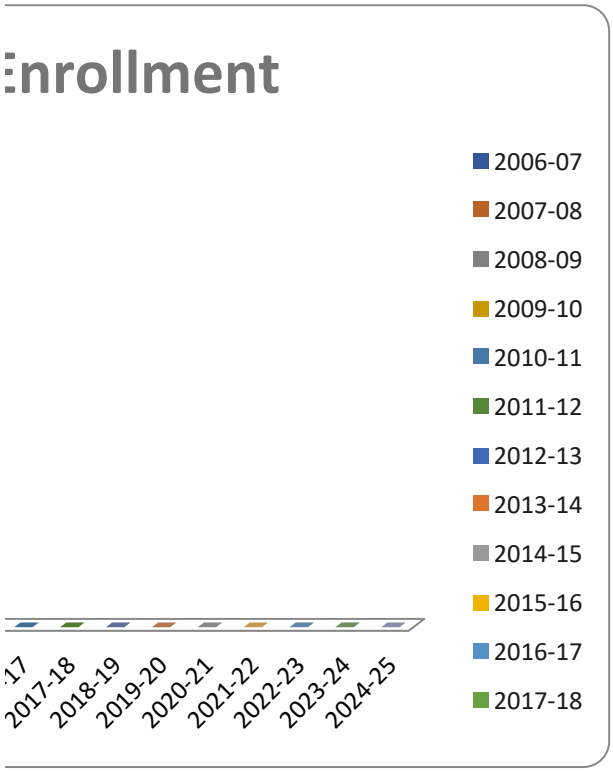
Enrollment
2006-07
2007-08
2008-09
2009-10
2010-11
2011-12
2012-13
2013-14
2014-15
2015-16
2016-17
2017-18
2017-18
2018-19
2019-20
2020-21
2021-22
2022-23
2023-24
2024-25

Expenses

Code	20-21	19-20	18-19	Difference
1100	$7,673,983	$7,911,764	$8,128,328	-$216,564
1125	$136,969	$180,054	$145,224	$34,830
1150	$87,231	$90,888	$76,615	$14,273
1160	$797,789	$790,705	$794,162	-$3,457
1190		$111,941		$111,941
1195	$23,839	$11,250	$26,877	-$15,627
1200	$3,066,039	$2,789,676	$2,753,038	$36,638
1291	$173,847	$199,842	$270,733	-$70,891
1300	$21,610	$3,323	$28,034	-$24,711
2100	$969,852	$1,200,063	$1,148,367	$51,696
2120				$0
2130				$0
2141				$0
2151				$0
2161				$0
2171				$0
2181				$0
2200	$544,731	$615,444	$474,379	$141,065
2210				$0
2212				$0
2213				$0
220				$0
2224				$0
2230				$0
2300	$503,213	$500,062	$526,864	-$26,802
2310				$0
2320				$0
2330				$0
2410	$1,288,746	$1,267,010	$1,226,129	$40,881
2490				$0
2500	$559,870	$828,591	$716,058	$112,533
2510				$0
2530				$0
2560				$0
2570				$0
2580				$0
2600	$1,391,542	$1,471,840	$1,310,439	$161,401
2610				$0
2620				$0
2630				$0
2640				$0
2650				$0

2660				$0
2670				$0
2680				$0
2710	$387,689	$285,777	$423,741	-$137,964
2712	$196,184	$236,540	$271,359	-$34,819
2713				$0
2730				$0
2732				$0
2733				$0
3300	$15,641	$27,391	$39,303	-$11,912
3400	$5,011	$4,207	$5,929	-$1,722
			$1,896	-$1,896
3535	$12,284	$13,027	$12,046	$981
3541		$80,341	$71,950	$8,391
3570	$73,546	$10,843	$38,165	-$27,322
3599	$1,879	$11,042		$11,042
4300				$0
6000	$2,598,856	$1,759,562	$727,378	$1,032,184
6200				$0
6310				$0
6406				$0
6408				$0
6412				$0
6700				$0
6992				$0
6996				$0
6997				$0
8000	$15,000	$17,320	$3,634	$13,686
9000	$3,248	$237	$7	$230
	$20,548,599	$20,418,740	$19,220,655	$1,198,085

	20-21	19-20	18-19	Difference
Local				
State				

Enrollment done, other charts incomplete

Assessment Data			
	3-8 ELA	3-8 Math	5&8 Science
	43	38	65
	55	64	66
	48	56	77
	47	51	50
	42	36	65
	48	44	74
	56	63	82
	52	55	74
	50	48	64
	52	56	68
	68	73	76
	67	59	94
	53	50	69
	65	85	92
	59	48	86
	55	56	78
	60	67	67
	44	50	61
	55	58	63
	45	46	62
	34	37	61
	30	30	36
	64	65	78
	45	32	66
	39	39	58
Average	**51.04**	**52.24**	**69.28**

ACT	11 ELA	11 Math	11 Science
	-	50	55
	49	60	51
	72	69	72
	-	-	59
	46	59	57
	45	71	48
	54	71	71
	46	46	46
	59	76	65
	43	57	57
	71	75	71
	52	59	48
	63	54	60
	55	58	56

	52	54	52
	71	54	46
	41	43	47
			36
	71	57	53
	42	42	42
		63	63
Average	**54.82**	**58.84**	**55.00**

POVERTY	
	47.03
	42.96
	35.37
	56.31
	44.88
	46.39
	45.89
	35.85
	31.53
	39.28
	43.15
	34.06
	41.18
	49.74
	58.14
	38.95
	41.98
	49.11
	56.14
	63.21
	55.33
	91.41
	45.59
	61.18
	46.52
Average	**48.05**

Plattsmouth enrollment

Year	Staff	Enrollment		Maybe a
2006-07		1774		
2007-08	128	1875	5.69%	
2008-09	131	1811	-3.41%	
2009-10	137	1834	1.27%	
2010-11	139	1820	-0.76%	
2011-12	133	1852	1.76%	
2012-13	135	1807	-2.43%	
2013-14	132	1805	-0.11%	
2014-15	128	1784	-1.16%	
2015-16	128	1677	-6.00%	
2016-17	128	1717	2.39%	
2017-18	128	1695	-1.28%	
2018-19	128	1669	-1.53%	
2019-20	122	1621	-2.88%	
2020-21	118	1437	#####	#####
2021-22		1437	0.00%	-1.27%
2022-23		1437	0.00%	

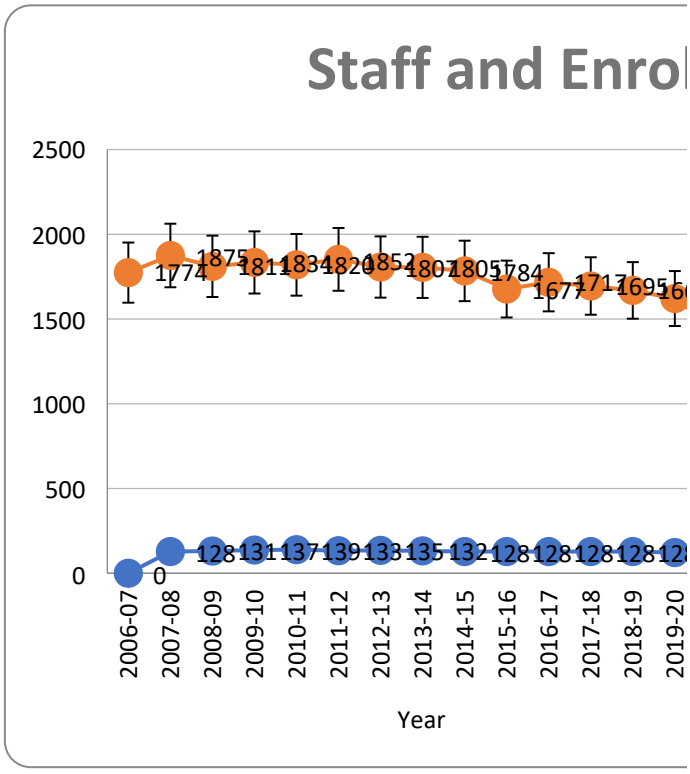

add a chart showing elementary vs

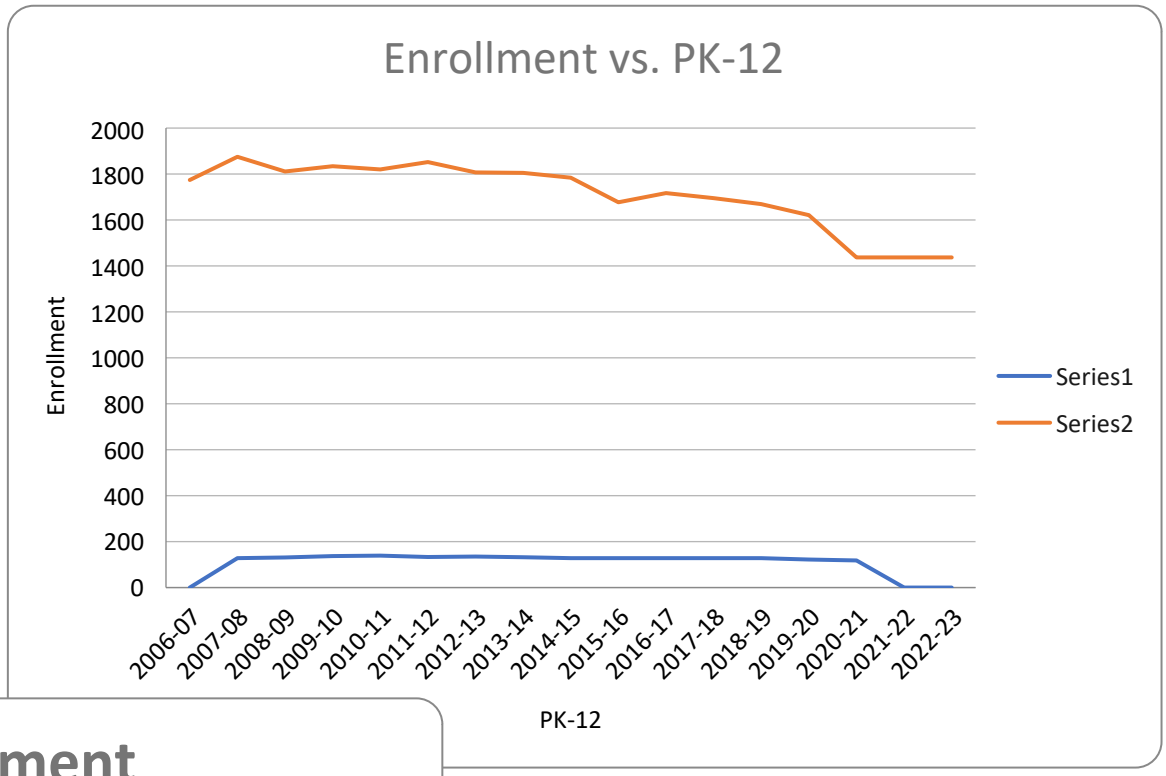

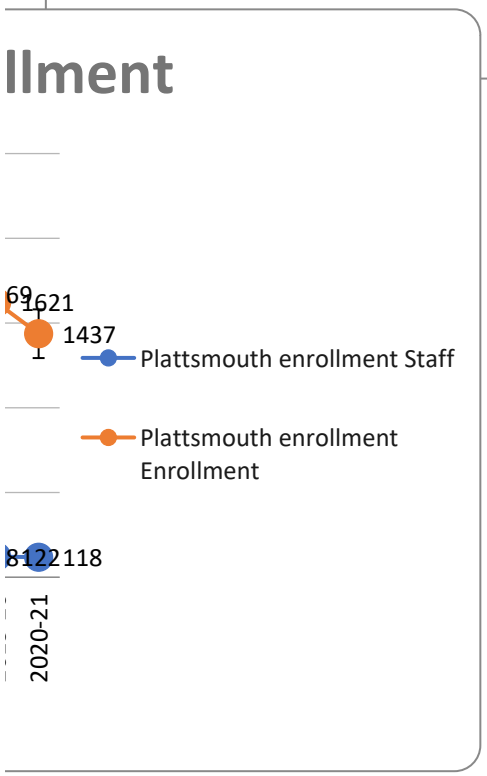

Taxes	Sept	Oct	Nov	Dec	Jan	Feb
Keith County						
Perkins County						
Total	$0.00	$0.00	$0.00	$0.00	$0.00	$0.00
	$0.00					

Date	Total of Other Receipts	State Aid	Taxes 1110	Carline 1115	Public Pwr Tx 1120	Motor Veh. 1125
Sept. 2015	$96,289.00	$13,805.00	$2,136,461.00	$12,898.00		$45,177.00
Oct: 2015	$227,690.00	$13,805.00	$413,663.00			$40,107.00
Nov.: 2015	$146,478.00	$13,805.00	98,838.00			$50,941.00
Dec.: 2015	$175,864.00	$13,805.00	$40,574.00			$33,579.00
Jan: 2016	$363,859.00	$13,805.00	$1,132,576.00			$49,359.00
Feb. 2014	$451,761.00	$13,805.00	$248,100.00			$70,495.00
March. 2013	$295,143.00	$13,805.00	$133,718.00			$38,781.00
Apr. 2013	$419,163.00	$13,805.00	$203,195.00			$45,949.00
May. 2013	$444,613.00	$13,805.00	2,742,703.00	$52,606.00		$44,724.00
June. 2012	$0.00					
July. 2012	$0.00	$0.00				
Aug. 2012	$0.00	$0.00				
14-15 Month Tot.	$9,815,282.00	$124,245.00	$7,149,828	$65,504.00	$0.00	$419,112.00
14-15 Budget	$10,860,121.00	322,621	8,237,500	$70,000.00	$0.00	$460,000.00
Difference	-$1,044,839	-$198,376	-$1,087,672	-$4,496	$0	-$40,888
Amt off						

Taxes	**Sept**	**Oct**	**Nov**	Dec	Jan	Feb
Keith County						
Perkins County						
Total	$0.00	$0.00	$0.00	$0.00	$0.00	$0.00
	$0.00					

Date	**Total of Other Receipts**	**State Aid**	**Taxes 1110**	Carline 1115	Public Pwr Tx 1120	Motor Veh. 1125
Sept. 2014	$123,252.00	$32,262.00	$2,196,731.00	$14,788.00		$40,518.00
Oct. 2014	$77,667.00	$32,262.00	$393,842.00			$39,718.00
Nov. 2014	$99,123.00	$32,262.00	100,547.00			$53,256.00
Dec. 2014	$183,382.00	$32,262.00	$33,228.00			$33,031.00
Jan. 2015	$216,521.00	$32,262.00	$894,800.00			$52,664.00
Feb. 2014	$494,082.00	$32,262.00	$343,506.00	$0.00		$73,446.00
March. 2013	$331,144.00	$32,262.00	$130,848.00			$42,039.00
Apr. 2013	$619,465.00	$32,262.00	$252,292.00			$44,111.00
May. 2013	$463,633.00	$32,262.00	2,782,047.00	$47,019.00		$40,322.00
June. 2012	$290,873.00	$32,262.00	$414,471.00			$40,753.00
July. 2012	$108,436.00	$0.00	$57,690.00			$44,313.00
Aug. 2012	$138,970.00	$0.00	$97,867.00			$42,084.00
14-15 Month Tot.	$11,123,070.00	$322,620.00	$7,697,869	$61,807.00	$0.00	$546,255.00
14-15 Budget	$10,860,121.00	322,621	8,237,500	$70,000.00	$0.00	$460,000.00
Difference	$262,949	-$1	-$539,631	-$8,193	$0	$86,255
Amt off						

Taxes	**Sept**	**Oct**	**Nov**	Dec	Jan	Feb
Keith County						
Perkins County						
Total	$0.00	$0.00	$0.00	$0.00	$0.00	$0.00
	$0.00					

Date	**Total of Other Receipts**	**State Aid**	**Taxes 1110**	Carline 1115	Public Pwr Tx 1120	Motor Veh. 1125
Sept. 2014	$123,252.00	$32,262.00	$2,196,731.00	$14,788.00		$40,518.00
Oct. 2014	$77,667.00	$32,262.00	$393,842.00			$39,718.00
Nov. 2014	$99,123.00	$32,262.00	100,547.00			$53,256.00
Dec. 2014	$183,382.00	$32,262.00	$33,228.00			$33,031.00
Jan. 2015	$216,521.00	$32,262.00	$894,800.00			$52,664.00
Feb. 2014	$494,082.00	$32,262.00	$343,506.00	$0.00		$73,446.00
March. 2013	$331,144.00	$32,262.00	$130,848.00			$42,039.00
Apr. 2013	$619,465.00	$32,262.00	$252,292.00			$44,111.00
May. 2013	$463,633.00	$32,262.00	2,782,047.00	$47,019.00		$40,322.00
June. 2012	$290,873.00	$32,262.00	$414,471.00			$40,753.00
July. 2012	$108,436.00	$0.00	$57,690.00			$44,313.00
Aug. 2012	$138,970.00	$0.00	$97,867.00			$42,084.00
14-15 Month Tot.	$11,123,070.00	$322,620.00	$7,697,869	$61,807.00	$0.00	$546,255.00
14-15 Budget	$10,860,121.00	322,621	8,237,500	$70,000.00	$0.00	$460,000.00

Difference	$262,949	-$1	-$539,631	-$8,193	$0	$86,255
Amt off						

Taxes	**Sept**	**Oct**	**Nov**	Dec	Jan	Feb
Keith County						
Perkins County						
Total	$0.00	$0.00	$0.00	$0.00	$0.00	$0.00
	$0.00					

Date	**Total of Other Receipts**	**State Aid**	**Taxes 1110**	Carline 1115	Public Pwr Tx 1120	Motor Veh. 1125
Sept. 2014	$123,252.00	$32,262.00	$2,196,731.00	$14,788.00		$40,518.00
Oct. 2014	$77,667.00	$32,262.00	$393,842.00			$39,718.00
Nov. 2014	$99,123.00	$32,262.00	100,547.00			$53,256.00
Dec. 2014	$183,382.00	$32,262.00	$33,228.00			$33,031.00
Jan. 2015	$216,521.00	$32,262.00	$894,800.00			$52,664.00

Feb. 2014	$494,082.00	$32,262.00	$343,506.00	$0.00		$73,446.00
March. 2013	$331,144.00	$32,262.00	$130,848.00			$42,039.00
Apr. 2013	$619,465.00	$32,262.00	$252,292.00			$44,111.00
May. 2013	$463,633.00	$32,262.00	2,782,047.00	$47,019.00		$40,322.00
June. 2012	$290,873.00	$32,262.00	$414,471.00			$40,753.00
July. 2012	$108,436.00	$0.00	$57,690.00			$44,313.00
Aug. 2012	$138,970.00	$0.00	$97,867.00			$42,084.00
14-15 Month Tot.	$11,123,070.00	$322,620.00	$7,697,869	$61,807.00	$0.00	$546,255.00
14-15 Budget	$10,860,121.00	322,621	8,237,500	$70,000.00	$0.00	$460,000.00
Difference	$262,949	-$1	-$539,631	-$8,193	$0	$86,255
Amt off						

Taxes	**Sept**	**Oct**	**Nov**	Dec	Jan	Feb	
Keith County							
Perkins County							
Total		$0.00	$0.00	$0.00	$0.00	$0.00	$0.00

$0.00

Date	Total of Other Receipts	State Aid	Taxes 1110	Carline 1115	Public Pwr Tx 1120	Motor Veh. 1125
Sept. 2014	$123,252.00	$32,262.00	$2,196,731.00	$14,788.00		$40,518.00
Oct. 2014	$77,667.00	$32,262.00	$393,842.00			$39,718.00
Nov. 2014	$99,123.00	$32,262.00	100,547.00			$53,256.00
Dec. 2014	$183,382.00	$32,262.00	$33,228.00			$33,031.00
Jan. 2015	$216,521.00	$32,262.00	$894,800.00			$52,664.00
Feb. 2014	$494,082.00	$32,262.00	$343,506.00	$0.00		$73,446.00
March. 2013	$331,144.00	$32,262.00	$130,848.00			$42,039.00
Apr. 2013	$619,465.00	$32,262.00	$252,292.00			$44,111.00
May. 2013	$463,633.00	$32,262.00	2,782,047.00	$47,019.00		$40,322.00
June. 2012	$290,873.00	$32,262.00	$414,471.00			$40,753.00
July. 2012	$108,436.00	$0.00	$57,690.00			$44,313.00
Aug. 2012	$138,970.00	$0.00	$97,867.00			$42,084.00
14-15 Month Tot.	$11,123,070.00	$322,620.00	$7,697,869	$61,807.00	$0.00	$546,255.00
14-15 Budget	$10,860,121.00	322,621	8,237,500	$70,000.00	$0.00	$460,000.00
Difference	$262,949	-$1	-$539,631	-$8,193	$0	$86,255
Amt off						

Taxes	**Sept**	**Oct**	**Nov**	Dec	Jan	Feb
Keith County						
Perkins County						
Total	$0.00	$0.00	$0.00	$0.00	$0.00	$0.00
	$0.00					

Date	**Total of Other Receipts**	**State Aid**	**Taxes 1110**	Carline 1115	Public Pwr Tx 1120	Motor Veh. 1125
Sept. 2014	$123,252.00	$32,262.00	$2,196,731.00	$14,788.00		$40,518.00
Oct. 2014	$77,667.00	$32,262.00	$393,842.00			$39,718.00
Nov. 2014	$99,123.00	$32,262.00	100,547.00			$53,256.00
Dec. 2014	$183,382.00	$32,262.00	$33,228.00			$33,031.00
Jan. 2015	$216,521.00	$32,262.00	$894,800.00			$52,664.00
Feb. 2014	$494,082.00	$32,262.00	$343,506.00	$0.00		$73,446.00
March. 2013	$331,144.00	$32,262.00	$130,848.00			$42,039.00
Apr. 2013	$619,465.00	$32,262.00	$252,292.00			$44,111.00
May. 2013	$463,633.00	$32,262.00	2,782,047.00	$47,019.00		$40,322.00
June. 2012	$290,873.00	$32,262.00	$414,471.00			$40,753.00
July. 2012	$108,436.00	$0.00	$57,690.00			$44,313.00
Aug. 2012	$138,970.00	$0.00	$97,867.00			$42,084.00
14-15 Month Tot.	$11,123,070.00	$322,620.00	$7,697,869	$61,807.00	$0.00	$546,255.00
14-15 Budget	$10,860,121.00	322,621	8,237,500	$70,000.00	$0.00	$460,000.00
Difference	$262,949	-$1	-$539,631	-$8,193	$0	$86,255
Amt off						

Taxes	Sept	Oct	Nov	Dec	Jan	Feb
Keith County						
Perkins County						
Total	$0.00	$0.00	$0.00	$0.00	$0.00	$0.00
	$0.00					

Date	Total of Other Receipts	State Aid	Taxes 1110	Carline 1115	Public Pwr Tx 1120	Motor Veh. 1125
Sept. 2014	$123,252.00	$32,262.00	$2,196,731.00	$14,788.00		$40,518.00
Oct. 2014	$77,667.00	$32,262.00	$393,842.00			$39,718.00
Nov. 2014	$99,123.00	$32,262.00	100,547.00			$53,256.00
Dec. 2014	$183,382.00	$32,262.00	$33,228.00			$33,031.00
Jan. 2015	$216,521.00	$32,262.00	$894,800.00			$52,664.00
Feb. 2014	$494,082.00	$32,262.00	$343,506.00	$0.00		$73,446.00
March. 2013	$331,144.00	$32,262.00	$130,848.00			$42,039.00
Apr. 2013	$619,465.00	$32,262.00	$252,292.00			$44,111.00
May. 2013	$463,633.00	$32,262.00	2,782,047.00	$47,019.00		$40,322.00
June. 2012	$290,873.00	$32,262.00	$414,471.00			$40,753.00
July. 2012	$108,436.00	$0.00	$57,690.00			$44,313.00
Aug. 2012	$138,970.00	$0.00	$97,867.00			$42,084.00
14-15 Month Tot.	$11,123,070.00	$322,620.00	$7,697,869	$61,807.00	$0.00	$546,255.00
14-15 Budget	$10,860,121.00	322,621	8,237,500	$70,000.00	$0.00	$460,000.00
Difference	$262,949	-$1	-$539,631	-$8,193	$0	$86,255
Amt off						

Taxes	Sept	Oct	Nov	Dec	Jan	Feb
Keith County						
Perkins County						
Total	$0.00	$0.00	$0.00	$0.00	$0.00	$0.00
	$0.00					

Date	Total of Other Receipts	State Aid	Taxes 1110	Carline 1115	Public Pwr Tx 1120	Motor Veh. 1125
Sept. 2014	$123,252.00	$32,262.00	$2,196,731.00	$14,788.00		$40,518.00
Oct. 2014	$77,667.00	$32,262.00	$393,842.00			$39,718.00
Nov. 2014	$99,123.00	$32,262.00	100,547.00			$53,256.00
Dec. 2014	$183,382.00	$32,262.00	$33,228.00			$33,031.00
Jan. 2015	$216,521.00	$32,262.00	$894,800.00			$52,664.00
Feb. 2014	$494,082.00	$32,262.00	$343,506.00	$0.00		$73,446.00
March. 2013	$331,144.00	$32,262.00	$130,848.00			$42,039.00
Apr. 2013	$619,465.00	$32,262.00	$252,292.00			$44,111.00
May. 2013	$463,633.00	$32,262.00	2,782,047.00	$47,019.00		$40,322.00
June. 2012	$290,873.00	$32,262.00	$414,471.00			$40,753.00
July. 2012	$108,436.00	$0.00	$57,690.00			$44,313.00
Aug. 2012	$138,970.00	$0.00	$97,867.00			$42,084.00
14-15 Month Tot.	$11,123,070.00	$322,620.00	$7,697,869	$61,807.00	$0.00	$546,255.00

14-15 Budget	$10,860,121.00	322,621	8,237,500	$70,000.00	$0.00	$460,000.00
Difference	$262,949	-$1	-$539,631	-$8,193	$0	$86,255
Amt off						

Taxes	Sept	Oct	Nov	Dec	Jan	Feb
Keith County						
Perkins County						
Total	$0.00	$0.00	$0.00	$0.00	$0.00	$0.00
	$0.00					

Date	Total of Other Receipts	State Aid	Taxes 1110	Carline 1115	Public Pwr Tx 1120	Motor Veh. 1125
Sept. 2014	$123,252.00	$32,262.00	$2,196,731.00	$14,788.00		$40,518.00
Oct. 2014	$77,667.00	$32,262.00	$393,842.00			$39,718.00
Nov. 2014	$99,123.00	$32,262.00	100,547.00			$53,256.00
Dec. 2014	$183,382.00	$32,262.00	$33,228.00			$33,031.00

Jan. 2015	$216,521.00	$32,262.00	$894,800.00			$52,664.00
Feb. 2014	$494,082.00	$32,262.00	$343,506.00	$0.00		$73,446.00
March. 2013	$331,144.00	$32,262.00	$130,848.00			$42,039.00
Apr. 2013	$619,465.00	$32,262.00	$252,292.00			$44,111.00
May. 2013	$463,633.00	$32,262.00	2,782,047.00	$47,019.00		$40,322.00
June. 2012	$290,873.00	$32,262.00	$414,471.00			$40,753.00
July. 2012	$108,436.00	$0.00	$57,690.00			$44,313.00
Aug. 2012	$138,970.00	$0.00	$97,867.00			$42,084.00
14-15 Month Tot.	$11,123,070.00	$322,620.00	$7,697,869	$61,807.00	$0.00	$546,255.00
14-15 Budget	$10,860,121.00	322,621	8,237,500	$70,000.00	$0.00	$460,000.00
Difference	$262,949	-$1	-$539,631	-$8,193	$0	$86,255
Amt off						

Taxes	**Sept**	**Oct**	**Nov**	Dec	Jan	Feb	
Keith County							
Perkins County							
Total		$0.00	$0.00	$0.00	$0.00	$0.00	$0.00

$0.00

Date	Total of Other Receipts	State Aid	Taxes 1110	Carline 1115	Public Pwr Tx 1120	Motor Veh. 1125
Sept. 2014	$123,252.00	$32,262.00	$2,196,731.00	$14,788.00		$40,518.00
Oct. 2014	$77,667.00	$32,262.00	$393,842.00			$39,718.00
Nov. 2014	$99,123.00	$32,262.00	100,547.00			$53,256.00
Dec. 2014	$183,382.00	$32,262.00	$33,228.00			$33,031.00
Jan. 2015	$216,521.00	$32,262.00	$894,800.00			$52,664.00
Feb. 2014	$494,082.00	$32,262.00	$343,506.00	$0.00		$73,446.00
March. 2013	$331,144.00	$32,262.00	$130,848.00			$42,039.00
Apr. 2013	$619,465.00	$32,262.00	$252,292.00			$44,111.00
May. 2013	$463,633.00	$32,262.00	2,782,047.00	$47,019.00		$40,322.00
June. 2012	$290,873.00	$32,262.00	$414,471.00			$40,753.00
July. 2012	$108,436.00	$0.00	$57,690.00			$44,313.00
Aug. 2012	$138,970.00	$0.00	$97,867.00			$42,084.00
14-15 Month Tot.	$11,123,070.00	$322,620.00	$7,697,869	$61,807.00	$0.00	$546,255.00
14-15 Budget	$10,860,121.00	322,621	8,237,500	$70,000.00	$0.00	$460,000.00
Difference	$262,949	-$1	-$539,631	-$8,193	$0	$86,255
Amt off						

Ogallala Public
School

Financial Summary

March	April	May	June	July	Aug
$0.00	$0.00	$0.00	$0.00	$0.00	$0.00

1220	1270 preschool	Interest 1410	Local Lic Fees 1610	**City Fines 1620**	Other Local Rev 1910-90	County Fines 2110-30
	$2,205.00	$723.00	$7,320.00		$1,796.00	
	$420.00	$791.00				$41,479.00
	$990.00	$670.00			$12,298.00	$23,482.00
	$1,995.00	$502.00				$17,481.00
	$945.00	$505.00				$17,058.00
	$770.00	$596.00			$360.00	$24,678.00
	$900.00	$472.00				$15,762.00
	$1,560.00	$386.00			$207.00	$18,042.00
	$530.00	$796.00				
$0.00	$10,315.00	$5,441.00	$7,320.00	$0.00	$14,661.00	$157,982.00
$0.00	$2,000.00	$4,000.00	$0.00	$0.00	$45,000.00	$165,000.00
$0	$8,315	$1,441	$7,320	$0	-$30,339	-$7,018

Ogallala Public School

Financial Summary

March	April	May	June	July	Aug
$0.00	$0.00	$0.00	$0.00	$0.00	$0.00

1220	1270 preschool	Interest 1410	Local Lic Fees 1610	**City Fines 1620**	Other Local Rev 1910-90	County Fines 2110-30
	$840.00	$567.00			$2,650.00	$22,102.00
$2,700.00	$1,060.00	$627.00				$22,497.00
$150.00	$770.00	$436.00				$20,383.00
		$334.00				$16,049.00
		$333.00			$2,000.00	$13,467.00
	$865.00	$327.00				$15,879.00
$902.00	$1,390.00	$291.00				
$867.00	$955.00	$275.00			$11,178.00	$17,432.00
$1,050.00	$240.00	$609.00			($2,000.00)	$16,612.00
$1,350.00	$10.00	$897.00				$15,795.00
		$763.00				$29,426.00
		$562.00		$17,460.00		
$7,019.00	$6,130.00	$6,021.00	$0.00	$17,460.00	$13,828.00	$189,642.00
$0.00	$2,000.00	$4,000.00	$0.00	$0.00	$45,000.00	$165,000.00
$7,019	$4,130	$2,021	$0	$17,460	-$31,172	$24,642

Ogallala Public
School

Financial Summary

March	April	May	June	July	Aug
$0.00	$0.00	$0.00	$0.00	$0.00	$0.00

1220	1270 preschool	Interest 1410	Local Lic Fees 1610	**City Fines 1620**	Other Local Rev 1910-90	County Fines 2110-30
	$840.00	$567.00			$2,650.00	$22,102.00
$2,700.00	$1,060.00	$627.00				$22,497.00
$150.00	$770.00	$436.00				$20,383.00
		$334.00				$16,049.00
		$333.00			$2,000.00	$13,467.00
	$865.00	$327.00				$15,879.00
$902.00	$1,390.00	$291.00				
$867.00	$955.00	$275.00			$11,178.00	$17,432.00
$1,050.00	$240.00	$609.00			($2,000.00)	$16,612.00
$1,350.00	$10.00	$897.00				$15,795.00
		$763.00				$29,426.00
		$562.00		$17,460.00		
$7,019.00	$6,130.00	$6,021.00	$0.00	$17,460.00	$13,828.00	$189,642.00
$0.00	$2,000.00	$4,000.00	$0.00	$0.00	$45,000.00	$165,000.00

$7,019	$4,130	$2,021	$0	$17,460	-$31,172	$24,642

Ogallala Public School

Financial Summary

March	April	May	June	July	Aug
$0.00	$0.00	$0.00	$0.00	$0.00	$0.00

1220	1270 preschool	Interest 1410	Local Lic Fees 1610	**City Fines 1620**	Other Local Rev 1910-90	County Fines 2110-30
	$840.00	$567.00			$2,650.00	$22,102.00
$2,700.00	$1,060.00	$627.00				$22,497.00
$150.00	$770.00	$436.00				$20,383.00
		$334.00				$16,049.00
		$333.00			$2,000.00	$13,467.00

	$865.00	$327.00				$15,879.00
$902.00	$1,390.00	$291.00				
$867.00	$955.00	$275.00			$11,178.00	$17,432.00
$1,050.00	$240.00	$609.00			($2,000.00)	$16,612.00
$1,350.00	$10.00	$897.00				$15,795.00
		$763.00				$29,426.00
		$562.00		$17,460.00		
$7,019.00	$6,130.00	$6,021.00	$0.00	$17,460.00	$13,828.00	$189,642.00
$0.00	$2,000.00	$4,000.00	$0.00	$0.00	$45,000.00	$165,000.00
$7,019	$4,130	$2,021	$0	$17,460	-$31,172	$24,642

Ogallala Public
School

Financial Summary

March	April	May	June	July	Aug
$0.00	$0.00	$0.00	$0.00	$0.00	$0.00

1220	1270 preschool	Interest 1410	Local Lic Fees 1610	**City Fines 1620**	Other Local Rev 1910-90	County Fines 2110-30
	$840.00	$567.00			$2,650.00	$22,102.00
$2,700.00	$1,060.00	$627.00				$22,497.00
$150.00	$770.00	$436.00				$20,383.00
		$334.00				$16,049.00
		$333.00			$2,000.00	$13,467.00
	$865.00	$327.00				$15,879.00
$902.00	$1,390.00	$291.00				
$867.00	$955.00	$275.00			$11,178.00	$17,432.00
$1,050.00	$240.00	$609.00			($2,000.00)	$16,612.00
$1,350.00	$10.00	$897.00				$15,795.00
		$763.00				$29,426.00
		$562.00		$17,460.00		
$7,019.00	$6,130.00	$6,021.00	$0.00	$17,460.00	$13,828.00	$189,642.00
$0.00	$2,000.00	$4,000.00	$0.00	$0.00	$45,000.00	$165,000.00
$7,019	$4,130	$2,021	$0	$17,460	-$31,172	$24,642

Ogallala Public
School

Financial Summary

March	April	May	June	July	Aug
$0.00	$0.00	$0.00	$0.00	$0.00	$0.00

1220	1270 preschool	Interest 1410	Local Lic Fees 1610	**City Fines 1620**	Other Local Rev 1910-90	County Fines 2110-30
	$840.00	$567.00			$2,650.00	$22,102.00
$2,700.00	$1,060.00	$627.00				$22,497.00
$150.00	$770.00	$436.00				$20,383.00
		$334.00				$16,049.00
		$333.00			$2,000.00	$13,467.00
	$865.00	$327.00				$15,879.00
$902.00	$1,390.00	$291.00				
$867.00	$955.00	$275.00			$11,178.00	$17,432.00
$1,050.00	$240.00	$609.00			($2,000.00)	$16,612.00
$1,350.00	$10.00	$897.00				$15,795.00
		$763.00				$29,426.00
		$562.00		$17,460.00		
$7,019.00	$6,130.00	$6,021.00	$0.00	$17,460.00	$13,828.00	$189,642.00
$0.00	$2,000.00	$4,000.00	$0.00	$0.00	$45,000.00	$165,000.00
$7,019	$4,130	$2,021	$0	$17,460	-$31,172	$24,642

Ogallala Public School

Financial Summary

March	April	May	June	July	Aug
$0.00	$0.00	$0.00	$0.00	$0.00	$0.00

1220	1270 preschool	Interest 1410	Local Lic Fees 1610	**City Fines 1620**	Other Local Rev 1910-90	County Fines 2110-30
	$840.00	$567.00			$2,650.00	$22,102.00
$2,700.00	$1,060.00	$627.00				$22,497.00
$150.00	$770.00	$436.00				$20,383.00
		$334.00				$16,049.00
		$333.00			$2,000.00	$13,467.00
	$865.00	$327.00				$15,879.00
$902.00	$1,390.00	$291.00				
$867.00	$955.00	$275.00			$11,178.00	$17,432.00
$1,050.00	$240.00	$609.00			($2,000.00)	$16,612.00
$1,350.00	$10.00	$897.00				$15,795.00
		$763.00				$29,426.00
		$562.00		$17,460.00		
$7,019.00	$6,130.00	$6,021.00	$0.00	$17,460.00	$13,828.00	$189,642.00
$0.00	$2,000.00	$4,000.00	$0.00	$0.00	$45,000.00	$165,000.00
$7,019	$4,130	$2,021	$0	$17,460	-$31,172	$24,642

Ogallala Public
School

Financial Summary

March	April	May	June	July	Aug
$0.00	$0.00	$0.00	$0.00	$0.00	$0.00

1220	1270 preschool	Interest 1410	Local Lic Fees 1610	**City Fines 1620**	Other Local Rev 1910-90	County Fines 2110-30
	$840.00	$567.00			$2,650.00	$22,102.00
$2,700.00	$1,060.00	$627.00				$22,497.00
$150.00	$770.00	$436.00				$20,383.00
		$334.00				$16,049.00
		$333.00			$2,000.00	$13,467.00
	$865.00	$327.00				$15,879.00
$902.00	$1,390.00	$291.00				
$867.00	$955.00	$275.00			$11,178.00	$17,432.00
$1,050.00	$240.00	$609.00			($2,000.00)	$16,612.00
$1,350.00	$10.00	$897.00				$15,795.00
		$763.00				$29,426.00
		$562.00		$17,460.00		
$7,019.00	$6,130.00	$6,021.00	$0.00	$17,460.00	$13,828.00	$189,642.00

$0.00	$2,000.00	$4,000.00	$0.00	$0.00	$45,000.00	$165,000.00
$7,019	$4,130	$2,021	$0	$17,460	-$31,172	$24,642

Ogallala Public
School

Financial Summary

March	April	May	June	July	Aug
$0.00	$0.00	$0.00	$0.00	$0.00	$0.00

1220	1270 preschool	Interest 1410	Local Lic Fees 1610	**City Fines 1620**	Other Local Rev 1910-90	County Fines 2110-30
	$840.00	$567.00			$2,650.00	$22,102.00
$2,700.00	$1,060.00	$627.00				$22,497.00
$150.00	$770.00	$436.00				$20,383.00
		$334.00				$16,049.00

		$333.00			$2,000.00	$13,467.00
	$865.00	$327.00				$15,879.00
$902.00	$1,390.00	$291.00				
$867.00	$955.00	$275.00			$11,178.00	$17,432.00
$1,050.00	$240.00	$609.00			($2,000.00)	$16,612.00
$1,350.00	$10.00	$897.00				$15,795.00
		$763.00				$29,426.00
		$562.00		$17,460.00		
$7,019.00	$6,130.00	$6,021.00	$0.00	$17,460.00	$13,828.00	$189,642.00
$0.00	$2,000.00	$4,000.00	$0.00	$0.00	$45,000.00	$165,000.00
$7,019	$4,130	$2,021	$0	$17,460	-$31,172	$24,642

Ogallala Public
School

Financial Summary

March	April	May	June	July	Aug
$0.00	$0.00	$0.00	$0.00	$0.00	$0.00

1220	1270 preschool	Interest 1410	Local Lic Fees 1610	**City Fines 1620**	Other Local Rev 1910-90	County Fines 2110-30
	$840.00	$567.00			$2,650.00	$22,102.00
$2,700.00	$1,060.00	$627.00				$22,497.00
$150.00	$770.00	$436.00				$20,383.00
		$334.00				$16,049.00
		$333.00			$2,000.00	$13,467.00
	$865.00	$327.00				$15,879.00
$902.00	$1,390.00	$291.00				
$867.00	$955.00	$275.00			$11,178.00	$17,432.00
$1,050.00	$240.00	$609.00			($2,000.00)	$16,612.00
$1,350.00	$10.00	$897.00				$15,795.00
		$763.00				$29,426.00
		$562.00		$17,460.00		
$7,019.00	$6,130.00	$6,021.00	$0.00	$17,460.00	$13,828.00	$189,642.00
$0.00	$2,000.00	$4,000.00	$0.00	$0.00	$45,000.00	$165,000.00
$7,019	$4,130	$2,021	$0	$17,460	-$31,172	$24,642

ESU 2210	**SPED School Age 3120**	**SPED 3125**	Homestead	Prop Tax Credit 3131	hal 3135	Pro rate 3180
	$7,952.00					$2,780.00
$300.00	$107,187.00					
	$100,831.00					$5,015.00
	$100,749.00	$7,842.00		$222,389.00		
	$102,475.00		$32,324.00	$688.00		$15.00
	$26,588.00		$32,323.00			$9,176.00
	$87,198.00		$32,323.00	$223,077.00		
$300.00	$532,980.00	$7,842.00	$96,970.00	$446,154.00	$0.00	$16,986.00
$10,000.00	$785,000.00	$0.00	$0.00	$0.00	$9,000.00	$20,000.00
-$9,700	-$252,020	$7,842	$96,970	$446,154	-$9,000	-$3,014

ESU 2210	**SPED School Age 3120**	**SPED 3125**	Homestead	Prop Tax Credit 3131	hal 3135	Pro rate 3180
$1,000.00						
					$7,942.00	$2,467.00
$165.00	$119,975.00					
	$119,976.00					$2,512.00
	$118,287.00			$149,448.00		
$16,957.00	$119,601.00		$33,821.00			
	$118,677.00		$33,821.00			$11,355.00
	$240,253.00	($119,601.00)	$33,821.00	$149,448.00		
$5,503.00	$128,812.00		$33,821.00			
($18,121.00)			$33,821.00			$5,245.00
			$33,821.00			
$5,504.00	$965,581.00	($119,601.00)	$202,926.00	$298,896.00	$7,942.00	$21,579.00
$10,000.00	$785,000.00	$0.00	$0.00	$0.00	$9,000.00	$20,000.00
-$4,496	$180,581	-$119,601	$202,926	$298,896	-$1,058	$1,579

ESU 2210	**SPED School Age 3120**	**SPED 3125**	Homestead	Prop Tax Credit 3131	hal 3135	Pro rate 3180
$1,000.00						
					$7,942.00	$2,467.00
$165.00	$119,975.00					
	$119,976.00					$2,512.00
	$118,287.00			$149,448.00		
$16,957.00	$119,601.00		$33,821.00			
	$118,677.00		$33,821.00			$11,355.00
	$240,253.00	($119,601.00)	$33,821.00	$149,448.00		
$5,503.00	$128,812.00		$33,821.00			
($18,121.00)			$33,821.00			$5,245.00
			$33,821.00			
$5,504.00	$965,581.00	($119,601.00)	$202,926.00	$298,896.00	$7,942.00	$21,579.00
$10,000.00	$785,000.00	$0.00	$0.00	$0.00	$9,000.00	$20,000.00

-$4,496	$180,581	-$119,601	$202,926	$298,896	-$1,058	$1,579

ESU 2210	**SPED School Age 3120**	**SPED 3125**	Homestead	Prop Tax Credit 3131	hal 3135	Pro rate 3180
$1,000.00						
					$7,942.00	$2,467.00
$165.00	$119,975.00					
	$119,976.00					$2,512.00

	$118,287.00			$149,448.00		
$16,957.00	$119,601.00		$33,821.00			
	$118,677.00		$33,821.00			$11,355.00
	$240,253.00	($119,601.00)	$33,821.00	$149,448.00		
$5,503.00	$128,812.00		$33,821.00			
($18,121.00)			$33,821.00			$5,245.00
			$33,821.00			
$5,504.00	$965,581.00	($119,601.00)	$202,926.00	$298,896.00	$7,942.00	$21,579.00
$10,000.00	$785,000.00	$0.00	$0.00	$0.00	$9,000.00	$20,000.00
-$4,496	$180,581	-$119,601	$202,926	$298,896	-$1,058	$1,579

ESU 2210	**SPED School Age 3120**	**SPED 3125**	Homestead	Prop Tax Credit 3131	hal 3135	Pro rate 3180
$1,000.00						
					$7,942.00	$2,467.00
$165.00	$119,975.00					
	$119,976.00					$2,512.00
	$118,287.00			$149,448.00		
$16,957.00	$119,601.00		$33,821.00			
	$118,677.00		$33,821.00			$11,355.00
	$240,253.00	($119,601.00)	$33,821.00	$149,448.00		
$5,503.00	$128,812.00		$33,821.00			
($18,121.00)			$33,821.00			$5,245.00
			$33,821.00			
$5,504.00	$965,581.00	($119,601.00)	$202,926.00	$298,896.00	$7,942.00	$21,579.00
$10,000.00	$785,000.00	$0.00	$0.00	$0.00	$9,000.00	$20,000.00
-$4,496	$180,581	-$119,601	$202,926	$298,896	-$1,058	$1,579

ESU 2210	**SPED School Age 3120**	**SPED 3125**	Homestead	Prop Tax Credit 3131	hal 3135	Pro rate 3180
$1,000.00						
					$7,942.00	$2,467.00
$165.00	$119,975.00					
	$119,976.00					$2,512.00
	$118,287.00			$149,448.00		
$16,957.00	$119,601.00		$33,821.00			
	$118,677.00		$33,821.00			$11,355.00
	$240,253.00	($119,601.00)	$33,821.00	$149,448.00		
$5,503.00	$128,812.00		$33,821.00			
($18,121.00)			$33,821.00			$5,245.00
			$33,821.00			
$5,504.00	$965,581.00	($119,601.00)	$202,926.00	$298,896.00	$7,942.00	$21,579.00
$10,000.00	$785,000.00	$0.00	$0.00	$0.00	$9,000.00	$20,000.00
-$4,496	$180,581	-$119,601	$202,926	$298,896	-$1,058	$1,579

ESU 2210	**SPED School Age 3120**	**SPED 3125**	Homestead	Prop Tax Credit 3131	hal 3135	Pro rate 3180
$1,000.00						
					$7,942.00	$2,467.00
$165.00	$119,975.00					
	$119,976.00					$2,512.00
	$118,287.00			$149,448.00		
$16,957.00	$119,601.00		$33,821.00			
	$118,677.00		$33,821.00			$11,355.00
	$240,253.00	($119,601.00)	$33,821.00	$149,448.00		
$5,503.00	$128,812.00		$33,821.00			
($18,121.00)			$33,821.00			$5,245.00
			$33,821.00			
$5,504.00	$965,581.00	($119,601.00)	$202,926.00	$298,896.00	$7,942.00	$21,579.00
$10,000.00	$785,000.00	$0.00	$0.00	$0.00	$9,000.00	$20,000.00
-$4,496	$180,581	-$119,601	$202,926	$298,896	-$1,058	$1,579

ESU 2210	**SPED School Age 3120**	**SPED 3125**	Homestead	Prop Tax Credit 3131	hal 3135	Pro rate 3180
$1,000.00						
					$7,942.00	$2,467.00
$165.00	$119,975.00					
	$119,976.00					$2,512.00
	$118,287.00			$149,448.00		
$16,957.00	$119,601.00		$33,821.00			
	$118,677.00		$33,821.00			$11,355.00
	$240,253.00	($119,601.00)	$33,821.00	$149,448.00		
$5,503.00	$128,812.00		$33,821.00			
($18,121.00)			$33,821.00			$5,245.00
			$33,821.00			
$5,504.00	$965,581.00	($119,601.00)	$202,926.00	$298,896.00	$7,942.00	$21,579.00

$10,000.00	$785,000.00	$0.00	$0.00	$0.00	$9,000.00	$20,000.00
-$4,496	$180,581	-$119,601	$202,926	$298,896	-$1,058	$1,579

ESU 2210	**SPED School Age 3120**	**SPED 3125**	Homestead	Prop Tax Credit 3131	hal 3135	Pro rate 3180
$1,000.00						
					$7,942.00	$2,467.00
$165.00	$119,975.00					

	$119,976.00					$2,512.00
	$118,287.00			$149,448.00		
$16,957.00	$119,601.00		$33,821.00			
	$118,677.00		$33,821.00			$11,355.00
	$240,253.00	($119,601.00)	$33,821.00	$149,448.00		
$5,503.00	$128,812.00		$33,821.00			
($18,121.00)			$33,821.00			$5,245.00
			$33,821.00			
$5,504.00	$965,581.00	($119,601.00)	$202,926.00	$298,896.00	$7,942.00	$21,579.00
$10,000.00	$785,000.00	$0.00	$0.00	$0.00	$9,000.00	$20,000.00
-$4,496	$180,581	-$119,601	$202,926	$298,896	-$1,058	$1,579

ESU 2210	**SPED School Age 3120**	**SPED 3125**	Homestead	Prop Tax Credit 3131	hal 3135	Pro rate 3180
$1,000.00						
					$7,942.00	$2,467.00
$165.00	$119,975.00					
	$119,976.00					$2,512.00
	$118,287.00			$149,448.00		
$16,957.00	$119,601.00		$33,821.00			
	$118,677.00		$33,821.00			$11,355.00
	$240,253.00	($119,601.00)	$33,821.00	$149,448.00		
$5,503.00	$128,812.00		$33,821.00			
($18,121.00)			$33,821.00			$5,245.00
			$33,821.00			
$5,504.00	$965,581.00	($119,601.00)	$202,926.00	$298,896.00	$7,942.00	$21,579.00
$10,000.00	$785,000.00	$0.00	$0.00	$0.00	$9,000.00	$20,000.00
-$4,496	$180,581	-$119,601	$202,926	$298,896	-$1,058	$1,579

Apportion 3200	In Lieu 3300	St. Cat. 3500	Distance Ed. 3511	Childhood 3541	Other State3990	Title I 4200
			$8,000.00			
						$93,352.00
$132,660.00						
	$3,821.00			$7,381.00		
	$174,744.00					$96,573.00
$132,660.00	$178,565.00	$0.00	$8,000.00		$0.00	$189,925.00
$140,000.00	$5,000.00	$2,000.00	$0.00		$0.00	$125,000.00
-$7,340	$173,565	-$2,000	$8,000			$64,925

Apportion 3200	In Lieu 3300	St. Cat. 3500	Distance Ed. 3511	Childhood 3541	Other State3990	Title I 4200
			$1,000.00			$22,314.00
		$7,525.00				
$135,165.00						
	$2,919.00					$89,677.00
	$173,856.00					
$135,165.00	$176,775.00	$7,525.00	$1,000.00		$0.00	$111,991.00
$140,000.00	$5,000.00	$2,000.00	$0.00		$0.00	$125,000.00
-$4,835	$171,775	$5,525	$1,000			-$13,009

Apportion 3200	In Lieu 3300	St. Cat. 3500	Distance Ed. 3511	Childhood 3541	Other State3990	Title I 4200
			$1,000.00			$22,314.00
		$7,525.00				
$135,165.00						
	$2,919.00					$89,677.00
	$173,856.00					
$135,165.00	$176,775.00	$7,525.00	$1,000.00		$0.00	$111,991.00
$140,000.00	$5,000.00	$2,000.00	$0.00		$0.00	$125,000.00

-$4,835	$171,775	$5,525	$1,000			-$13,009

Apportion 3200	In Lieu 3300	St. Cat. 3500	Distance Ed. 3511	Childhood 3541	Other State3990	Title I 4200
			$1,000.00			$22,314.00
		$7,525.00				

$135,165.00						
	$2,919.00					$89,677.00
	$173,856.00					
$135,165.00	$176,775.00	$7,525.00	$1,000.00		$0.00	$111,991.00
$140,000.00	$5,000.00	$2,000.00	$0.00		$0.00	$125,000.00
-$4,835	$171,775	$5,525	$1,000			-$13,009

Apportion 3200	In Lieu 3300	St. Cat. 3500	Distance Ed. 3511	Childhood 3541	Other State3990	Title I 4200
			$1,000.00			$22,314.00
		$7,525.00				
$135,165.00						
	$2,919.00					$89,677.00
	$173,856.00					
$135,165.00	$176,775.00	$7,525.00	$1,000.00		$0.00	$111,991.00
$140,000.00	$5,000.00	$2,000.00	$0.00		$0.00	$125,000.00
-$4,835	$171,775	$5,525	$1,000			-$13,009

Apportion 3200	In Lieu 3300	St. Cat. 3500	Distance Ed. 3511	Childhood 3541	Other State3990	Title I 4200
			$1,000.00			$22,314.00
		$7,525.00				
$135,165.00						
	$2,919.00					$89,677.00
	$173,856.00					
$135,165.00	$176,775.00	$7,525.00	$1,000.00		$0.00	$111,991.00
$140,000.00	$5,000.00	$2,000.00	$0.00		$0.00	$125,000.00
-$4,835	$171,775	$5,525	$1,000			-$13,009

Apportion 3200	In Lieu 3300	St. Cat. 3500	Distance Ed. 3511	Childhood 3541	Other State3990	Title I 4200
			$1,000.00			$22,314.00
		$7,525.00				
$135,165.00						
	$2,919.00					$89,677.00
	$173,856.00					
$135,165.00	$176,775.00	$7,525.00	$1,000.00		$0.00	$111,991.00
$140,000.00	$5,000.00	$2,000.00	$0.00		$0.00	$125,000.00
-$4,835	$171,775	$5,525	$1,000			-$13,009

Apportion 3200	In Lieu 3300	St. Cat. 3500	Distance Ed. 3511	Childhood 3541	Other State3990	Title I 4200
			$1,000.00			$22,314.00
		$7,525.00				
$135,165.00						
	$2,919.00					$89,677.00
	$173,856.00					
$135,165.00	$176,775.00	$7,525.00	$1,000.00		$0.00	$111,991.00

$140,000.00	$5,000.00	$2,000.00	$0.00		$0.00	$125,000.00
-$4,835	$171,775	$5,525	$1,000			-$13,009

Apportion 3200	In Lieu 3300	St. Cat. 3500	Distance Ed. 3511	Childhood 3541	Other State3990	Title I 4200
			$1,000.00			$22,314.00

		$7,525.00				
$135,165.00						
	$2,919.00					$89,677.00
	$173,856.00					
$135,165.00	$176,775.00	$7,525.00	$1,000.00		$0.00	$111,991.00
$140,000.00	$5,000.00	$2,000.00	$0.00		$0.00	$125,000.00
-$4,835	$171,775	$5,525	$1,000			-$13,009

Apportion 3200	In Lieu 3300	St. Cat. 3500	Distance Ed. 3511	Childhood 3541	Other State3990	Title I 4200
			$1,000.00			$22,314.00
		$7,525.00				
$135,165.00						
	$2,919.00					$89,677.00
	$173,856.00					
$135,165.00	$176,775.00	$7,525.00	$1,000.00		$0.00	$111,991.00
$140,000.00	$5,000.00	$2,000.00	$0.00		$0.00	$125,000.00
-$4,835	$171,775	$5,525	$1,000			-$13,009

Title I Acct. 4210	TITLE II A 4310	TITLE V 4320	IDEA Base 4404-4406	IDEA 4410	4411	4415
	$19,222.00					
						$22,500.00
				$3,280.00		
	$21,001.00		$62,055.00			
					$4,256.00	
$0.00	$40,223.00	$0.00	$62,055.00	$3,280.00	$4,256.00	
$0.00	$100,000.00		$200,000.00	$0.00	$0.00	
$0	-$59,777	$0	-$137,945	$3,280	$4,256	

Title I Acct. 4210	TITLE II A 4310	TITLE V 4320	IDEA Base 4404-4406	IDEA 4410	4411	4415
	$3,139.00			$12,917.00		
	$2,609.00					
	$22,182.00					
			$76,685.00	$116,041.00		
			$28,965.00		$8,723.00	
			$906.00			
$0.00	$27,930.00	$0.00	$106,556.00	$128,958.00	$8,723.00	
$0.00	$100,000.00		$200,000.00	$0.00	$0.00	
$0	-$72,070	$0	-$93,444	$128,958	$8,723	

Title I Acct. 4210	TITLE II A 4310	TITLE V 4320	IDEA Base 4404-4406	IDEA 4410	4411	4415
	$3,139.00			$12,917.00		
	$2,609.00					
	$22,182.00					
			$76,685.00	$116,041.00		
			$28,965.00		$8,723.00	
			$906.00			
$0.00	$27,930.00	$0.00	$106,556.00	$128,958.00	$8,723.00	
$0.00	$100,000.00		$200,000.00	$0.00	$0.00	

$0	-$72,070	$0	-$93,444	$128,958	$8,723	

Title I Acct. 4210	TITLE II A 4310	TITLE V 4320	IDEA Base 4404-4406	IDEA 4410	4411	4415
	$3,139.00			$12,917.00		
	$2,609.00					

	$22,182.00					
			$76,685.00	$116,041.00		
			$28,965.00		$8,723.00	
			$906.00			
$0.00	$27,930.00	$0.00	$106,556.00	$128,958.00	$8,723.00	
$0.00	$100,000.00		$200,000.00	$0.00	$0.00	
$0	-$72,070	$0	-$93,444	$128,958	$8,723	

Title I Acct. 4210	TITLE II A 4310	TITLE V 4320	IDEA Base 4404-4406	IDEA 4410	4411	4415
	$3,139.00			$12,917.00		
	$2,609.00					
	$22,182.00					
			$76,685.00	$116,041.00		
			$28,965.00		$8,723.00	
			$906.00			
$0.00	$27,930.00	$0.00	$106,556.00	$128,958.00	$8,723.00	
$0.00	$100,000.00		$200,000.00	$0.00	$0.00	
$0	-$72,070	$0	-$93,444	$128,958	$8,723	

Title I Acct. 4210	TITLE II A 4310	TITLE V 4320	IDEA Base 4404-4406	IDEA 4410	4411	4415
	$3,139.00			$12,917.00		
	$2,609.00					
	$22,182.00					
			$76,685.00	$116,041.00		
			$28,965.00		$8,723.00	
			$906.00			
$0.00	$27,930.00	$0.00	$106,556.00	$128,958.00	$8,723.00	
$0.00	$100,000.00		$200,000.00	$0.00	$0.00	
$0	-$72,070	$0	-$93,444	$128,958	$8,723	

Title I Acct. 4210	TITLE II A 4310	TITLE V 4320	IDEA Base 4404-4406	IDEA 4410	4411	4415
	$3,139.00			$12,917.00		
	$2,609.00					
	$22,182.00					
			$76,685.00	$116,041.00		
			$28,965.00		$8,723.00	
			$906.00			
$0.00	$27,930.00	$0.00	$106,556.00	$128,958.00	$8,723.00	
$0.00	$100,000.00		$200,000.00	$0.00	$0.00	
$0	-$72,070	$0	-$93,444	$128,958	$8,723	

Title I Acct. 4210	TITLE II A 4310	TITLE V 4320	IDEA Base 4404-4406	IDEA 4410	4411	4415
	$3,139.00			$12,917.00		
	$2,609.00					
	$22,182.00					
			$76,685.00	$116,041.00		
			$28,965.00		$8,723.00	
			$906.00			
$0.00	$27,930.00	$0.00	$106,556.00	$128,958.00	$8,723.00	

$0.00	$100,000.00		$200,000.00	$0.00	$0.00	
$0	-$72,070	$0	-$93,444	$128,958	$8,723	

Title I Acct. 4210	TITLE II A 4310	TITLE V 4320	IDEA Base 4404-4406	IDEA 4410	4411	4415
	$3,139.00			$12,917.00		
	$2,609.00					

	$22,182.00					
			$76,685.00	$116,041.00		
			$28,965.00		$8,723.00	
			$906.00			
$0.00	$27,930.00	$0.00	$106,556.00	$128,958.00	$8,723.00	
$0.00	$100,000.00		$200,000.00	$0.00	$0.00	
$0	-$72,070	$0	-$93,444	$128,958	$8,723	

Title I Acct. 4210	TITLE II A 4310	TITLE V 4320	IDEA Base 4404-4406	IDEA 4410	4411	4415
	$3,139.00			$12,917.00		
	$2,609.00					
	$22,182.00					
			$76,685.00	$116,041.00		
			$28,965.00		$8,723.00	
			$906.00			
$0.00	$27,930.00	$0.00	$106,556.00	$128,958.00	$8,723.00	
$0.00	$100,000.00		$200,000.00	$0.00	$0.00	
$0	-$72,070	$0	-$93,444	$128,958	$8,723	

Medicaid 4450	Mecca 4455	Fed Stab 4599/4580	ARRA 4610	ARRA 4611	Perkins 4700	ARRA Title 4810
$465.00						
$820.00						
$2,137.00	$5,613.00					
$1,091.00						
$9,099.00						
$721.00						
$767.00						
$15,100.00	$5,613.00	$0.00	$0.00	$0.00	$0.00	$0.00
$1,000.00	$50,000.00	$0.00	$0.00	$0.00	$5,000.00	$0.00
$14,100	-$44,387	$0	$0	$0	-$5,000	$0

Medicaid 4450	Mecca 4455	Fed Stab 4599/4580	ARRA 4610	ARRA 4611	Perkins 4700	ARRA Title 4810
$56.00		$500.00				
$18.00						
$869.00						
		$12,261.00				
$156.00	$8,636.00					
$1,315.00						
$1,784.00	$7,677.00					
$427.00						
$1,764.00						
	$6,629.00					
$577.00	$6,584.00					
$6,966.00	$29,526.00	$12,761.00	$0.00	$0.00	$0.00	$0.00
$1,000.00	$50,000.00	$0.00	$0.00	$0.00	$5,000.00	$0.00
$5,966	-$20,474	$12,761	$0	$0	-$5,000	$0

Medicaid 4450	Mecca 4455	Fed Stab 4599/4580	ARRA 4610	ARRA 4611	Perkins 4700	ARRA Title 4810
$56.00		$500.00				
$18.00						
$869.00						
		$12,261.00				
$156.00	$8,636.00					
$1,315.00						
$1,784.00	$7,677.00					
$427.00						
$1,764.00						
	$6,629.00					
$577.00	$6,584.00					
$6,966.00	$29,526.00	$12,761.00	$0.00	$0.00	$0.00	$0.00
$1,000.00	$50,000.00	$0.00	$0.00	$0.00	$5,000.00	$0.00

$5,966	-$20,474	$12,761	$0	$0	-$5,000	$0

Medicaid 4450	Mecca 4455	Fed Stab 4599/4580	ARRA 4610	ARRA 4611	Perkins 4700	ARRA Title 4810
$56.00		$500.00				
$18.00						
$869.00						
		$12,261.00				
$156.00	$8,636.00					

$1,315.00						
$1,784.00	$7,677.00					
$427.00						
$1,764.00						
	$6,629.00					
$577.00	$6,584.00					
$6,966.00	$29,526.00	$12,761.00	$0.00	$0.00	$0.00	$0.00
$1,000.00	$50,000.00	$0.00	$0.00	$0.00	$5,000.00	$0.00
$5,966	-$20,474	$12,761	$0	$0	-$5,000	$0

Medicaid 4450	Mecca 4455	Fed Stab 4599/4580	ARRA 4610	ARRA 4611	Perkins 4700	ARRA Title 4810
$56.00		$500.00				
$18.00						
$869.00						
		$12,261.00				
$156.00	$8,636.00					
$1,315.00						
$1,784.00	$7,677.00					
$427.00						
$1,764.00						
	$6,629.00					
$577.00	$6,584.00					
$6,966.00	$29,526.00	$12,761.00	$0.00	$0.00	$0.00	$0.00
$1,000.00	$50,000.00	$0.00	$0.00	$0.00	$5,000.00	$0.00
$5,966	-$20,474	$12,761	$0	$0	-$5,000	$0

Medicaid 4450	Mecca 4455	Fed Stab 4599/4580	ARRA 4610	ARRA 4611	Perkins 4700	ARRA Title 4810
$56.00		$500.00				
$18.00						
$869.00						
		$12,261.00				
$156.00	$8,636.00					
$1,315.00						
$1,784.00	$7,677.00					
$427.00						
$1,764.00						
	$6,629.00					
$577.00	$6,584.00					
$6,966.00	$29,526.00	$12,761.00	$0.00	$0.00	$0.00	$0.00
$1,000.00	$50,000.00	$0.00	$0.00	$0.00	$5,000.00	$0.00
$5,966	-$20,474	$12,761	$0	$0	-$5,000	$0

Medicaid 4450	Mecca 4455	Fed Stab 4599/4580	ARRA 4610	ARRA 4611	Perkins 4700	ARRA Title 4810
$56.00		$500.00				
$18.00						
$869.00						
		$12,261.00				
$156.00	$8,636.00					
$1,315.00						
$1,784.00	$7,677.00					
$427.00						
$1,764.00						
	$6,629.00					
$577.00	$6,584.00					
$6,966.00	$29,526.00	$12,761.00	$0.00	$0.00	$0.00	$0.00
$1,000.00	$50,000.00	$0.00	$0.00	$0.00	$5,000.00	$0.00
$5,966	-$20,474	$12,761	$0	$0	-$5,000	$0

Medicaid 4450	Mecca 4455	Fed Stab 4599/4580	ARRA 4610	ARRA 4611	Perkins 4700	ARRA Title 4810
$56.00		$500.00				
$18.00						
$869.00						
		$12,261.00				
$156.00	$8,636.00					
$1,315.00						
$1,784.00	$7,677.00					
$427.00						
$1,764.00						
	$6,629.00					
$577.00	$6,584.00					
$6,966.00	$29,526.00	$12,761.00	$0.00	$0.00	$0.00	$0.00

$1,000.00	$50,000.00	$0.00	$0.00	$0.00	$5,000.00	$0.00
$5,966	-$20,474	$12,761	$0	$0	-$5,000	$0

Medicaid 4450	Mecca 4455	Fed Stab 4599/4580	ARRA 4610	ARRA 4611	Perkins 4700	ARRA Title 4810
$56.00		$500.00				
$18.00						
$869.00						
		$12,261.00				

$156.00	$8,636.00					
$1,315.00						
$1,784.00	$7,677.00					
$427.00						
$1,764.00						
	$6,629.00					
$577.00	$6,584.00					
$6,966.00	$29,526.00	$12,761.00	$0.00	$0.00	$0.00	$0.00
$1,000.00	$50,000.00	$0.00	$0.00	$0.00	$5,000.00	$0.00
$5,966	-$20,474	$12,761	$0	$0	-$5,000	$0

Medicaid 4450	Mecca 4455	Fed Stab 4599/4580	ARRA 4610	ARRA 4611	Perkins 4700	ARRA Title 4810
$56.00		$500.00				
$18.00						
$869.00						
		$12,261.00				
$156.00	$8,636.00					
$1,315.00						
$1,784.00	$7,677.00					
$427.00						
$1,764.00						
	$6,629.00					
$577.00	$6,584.00					
$6,966.00	$29,526.00	$12,761.00	$0.00	$0.00	$0.00	$0.00
$1,000.00	$50,000.00	$0.00	$0.00	$0.00	$5,000.00	$0.00
$5,966	-$20,474	$12,761	$0	$0	-$5,000	$0

Erate 4850	4,910	4,968	ESU 4990	4991	Categorical 4995	Insurance 5300
					$4,947.00	
					$90.00	
$2,508.00		$30,506.00				
					$3,196.00	
			$1,540.00		$8,496.00	$17,151.00
		$19,264.00			$2,021.00	
					$300.00	
						$2,475.00
					$292.00	
$2,508.00			$1,540.00	$0.00	$19,342.00	$19,626.00
$0.00	$45,000.00		$35,000.00			$1,000.00
$2,508			-$33,460			$18,626

Erate 4850	4,910	4,968	ESU 4990	4991	Categorical 4995	Insurance 5300
			$560.00			
	$4,129.00	$26,006.00		$21,116.00	$3,422.00	
$3,091.00		$13,832.00			$1,983.00	
			$6,360.00			
			$250.00			
$3,091.00			$7,170.00	$21,116.00	$5,405.00	$0.00
$0.00	$45,000.00		$35,000.00			$1,000.00
$3,091			-$27,830			-$1,000

Erate 4850	4,910	4,968	ESU 4990	4991	Categorical 4995	Insurance 5300
			$560.00			
	$4,129.00	$26,006.00		$21,116.00	$3,422.00	
$3,091.00		$13,832.00			$1,983.00	
			$6,360.00			
			$250.00			
$3,091.00			$7,170.00	$21,116.00	$5,405.00	$0.00
$0.00	$45,000.00		$35,000.00			$1,000.00

$3,091			-$27,830			-$1,000

Erate 4850	4,910	4,968	ESU 4990	4991	Categorical 4995	Insurance 5300
			$560.00			

	$4,129.00	$26,006.00		$21,116.00	$3,422.00	
$3,091.00		$13,832.00			$1,983.00	
			$6,360.00			
			$250.00			
$3,091.00			$7,170.00	$21,116.00	$5,405.00	$0.00
$0.00	$45,000.00		$35,000.00			$1,000.00
$3,091			-$27,830			-$1,000

Erate 4850	4,910	4,968	ESU 4990	4991	Categorical 4995	Insurance 5300
			$560.00			
	$4,129.00	$26,006.00		$21,116.00	$3,422.00	
$3,091.00		$13,832.00			$1,983.00	
			$6,360.00			
			$250.00			
$3,091.00			$7,170.00	$21,116.00	$5,405.00	$0.00
$0.00	$45,000.00		$35,000.00			$1,000.00
$3,091			-$27,830			-$1,000

Erate 4850	4,910	4,968	ESU 4990	4991	Categorical 4995	Insurance 5300
			$560.00			
	$4,129.00	$26,006.00		$21,116.00	$3,422.00	
$3,091.00		$13,832.00			$1,983.00	
			$6,360.00			
			$250.00			
$3,091.00			$7,170.00	$21,116.00	$5,405.00	$0.00
$0.00	$45,000.00		$35,000.00			$1,000.00
$3,091			-$27,830			-$1,000

Erate 4850	4,910	4,968	ESU 4990	4991	Categorical 4995	Insurance 5300
			$560.00			
	$4,129.00	$26,006.00		$21,116.00	$3,422.00	
$3,091.00		$13,832.00			$1,983.00	
			$6,360.00			
			$250.00			
$3,091.00			$7,170.00	$21,116.00	$5,405.00	$0.00
$0.00	$45,000.00		$35,000.00			$1,000.00
$3,091			-$27,830			-$1,000

Erate 4850	4,910	4,968	ESU 4990	4991	Categorical 4995	Insurance 5300
			$560.00			
	$4,129.00	$26,006.00		$21,116.00	$3,422.00	
$3,091.00		$13,832.00			$1,983.00	
			$6,360.00			
			$250.00			
$3,091.00			$7,170.00	$21,116.00	$5,405.00	$0.00

$0.00	$45,000.00		$35,000.00			$1,000.00
$3,091			-$27,830			-$1,000

Erate 4850	**4,910**	**4,968**	**ESU 4990**	**4991**	**Categorical 4995**	**Insurance 5300**

			$560.00			
	$4,129.00	$26,006.00		$21,116.00	$3,422.00	
$3,091.00		$13,832.00			$1,983.00	
			$6,360.00			
			$250.00			
$3,091.00			$7,170.00	$21,116.00	$5,405.00	$0.00
$0.00	$45,000.00		$35,000.00			$1,000.00
$3,091			-$27,830			-$1,000

Erate 4850	4,910	4,968	ESU 4990	4991	Categorical 4995	Insurance 5300
			$560.00			
	$4,129.00	$26,006.00		$21,116.00	$3,422.00	
$3,091.00		$13,832.00			$1,983.00	
			$6,360.00			
			$250.00			
$3,091.00			$7,170.00	$21,116.00	$5,405.00	$0.00
$0.00	$45,000.00		$35,000.00			$1,000.00
$3,091			-$27,830			-$1,000

Sale of prop 5400	**5500**	**Miscell.**	non rev 5690	lit lrnr	transfer in	GED
$8,690.00			$3,647.00			
$19,631.00			$1,401.00			
$1,500.00						
$260.00			$334.00			
$2,200.00	$2,070.00		$6,029.00			
			$1,506.00			
$1,580.00			$4,373.00			
			$1,112.00			
$33,861.00	$2,070.00	$0.00	$18,402.00	$0.00	$0.00	$0.00
$1,000.00			$20,000.00			
$32,861	$2,070	$0	-$1,598	$0	$0	$0

Sale of prop 5400	**5500**	**Miscell.**	non rev 5690	lit lrnr	transfer in	GED
			$534.00			
			$75.00			
			$10,695.00			
			$1,567.00			
			$8,692.00			
			$415.00			
			$50.00			
			$4,720.00			
$5,360.00			$214.00			
$32,693.00			$4,033.00			
$38,053.00	$0.00	$0.00	$30,995.00	$0.00	$0.00	$0.00
$1,000.00			$20,000.00			
$37,053	$0	$0	$10,995	$0	$0	$0

Sale of prop 5400	**5500**	**Miscell.**	non rev 5690	lit lrnr	transfer in	GED
			$534.00			
			$75.00			
			$10,695.00			
			$1,567.00			
			$8,692.00			
			$415.00			
			$50.00			
			$4,720.00			
$5,360.00			$214.00			
$32,693.00			$4,033.00			
$38,053.00	$0.00	$0.00	$30,995.00	$0.00	$0.00	$0.00
$1,000.00			$20,000.00			

$37,053	$0	$0	$10,995	$0	$0	$0

Sale of prop 5400	**5500**	**Miscell.**	non rev 5690	lit lrnr	transfer in	GED
			$534.00			
			$75.00			
			$10,695.00			
			$1,567.00			
			$8,692.00			

			$415.00			
			$50.00			
			$4,720.00			
$5,360.00			$214.00			
$32,693.00			$4,033.00			
$38,053.00	$0.00	$0.00	$30,995.00	$0.00	$0.00	$0.00
$1,000.00			$20,000.00			
$37,053	$0	$0	$10,995	$0	$0	$0

Sale of prop 5400	**5500**	**Miscell.**	non rev 5690	lit lrnr	transfer in	GED
			$534.00			
			$75.00			
			$10,695.00			
			$1,567.00			
			$8,692.00			
			$415.00			
			$50.00			
			$4,720.00			
$5,360.00			$214.00			
$32,693.00			$4,033.00			
$38,053.00	$0.00	$0.00	$30,995.00	$0.00	$0.00	$0.00
$1,000.00			$20,000.00			
$37,053	$0	$0	$10,995	$0	$0	$0

Sale of prop 5400	**5500**	**Miscell.**	non rev 5690	lit lrnr	transfer in	GED
			$534.00			
			$75.00			
			$10,695.00			
			$1,567.00			
			$8,692.00			
			$415.00			
			$50.00			
			$4,720.00			
$5,360.00			$214.00			
$32,693.00			$4,033.00			
$38,053.00	$0.00	$0.00	$30,995.00	$0.00	$0.00	$0.00
$1,000.00			$20,000.00			
$37,053	$0	$0	$10,995	$0	$0	$0

Sale of prop 5400	**5500**	**Miscell.**	non rev 5690	lit lrnr	transfer in	GED
			$534.00			
			$75.00			
			$10,695.00			
			$1,567.00			
			$8,692.00			
			$415.00			
			$50.00			
			$4,720.00			
$5,360.00			$214.00			
$32,693.00			$4,033.00			
$38,053.00	$0.00	$0.00	$30,995.00	$0.00	$0.00	$0.00
$1,000.00			$20,000.00			
$37,053	$0	$0	$10,995	$0	$0	$0

Sale of prop 5400	**5500**	**Miscell.**	non rev 5690	lit lrnr	transfer in	GED
			$534.00			
			$75.00			
			$10,695.00			
			$1,567.00			
			$8,692.00			
			$415.00			
			$50.00			
			$4,720.00			
$5,360.00			$214.00			
$32,693.00			$4,033.00			
$38,053.00	$0.00	$0.00	$30,995.00	$0.00	$0.00	$0.00

$1,000.00			$20,000.00			
$37,053	$0	$0	$10,995	$0	$0	$0

Sale of prop 5400	**5500**	**Miscell.**	non rev 5690	lit lrnr	transfer in	GED
			$534.00			
			$75.00			
			$10,695.00			
			$1,567.00			

			$8,692.00			
			$415.00			
			$50.00			
			$4,720.00			
$5,360.00			$214.00			
$32,693.00			$4,033.00			
$38,053.00	$0.00	$0.00	$30,995.00	$0.00	$0.00	$0.00
$1,000.00			$20,000.00			
$37,053	$0	$0	$10,995	$0	$0	$0

Sale of prop 5400	**5500**	**Miscell.**	non rev 5690	lit lrnr	transfer in	GED
			$534.00			
			$75.00			
			$10,695.00			
			$1,567.00			
			$8,692.00			
			$415.00			
			$50.00			
			$4,720.00			
$5,360.00			$214.00			
$32,693.00			$4,033.00			
$38,053.00	$0.00	$0.00	$30,995.00	$0.00	$0.00	$0.00
$1,000.00			$20,000.00			
$37,053	$0	$0	$10,995	$0	$0	$0

grant 9000
$886.00
$263.00
$20,000.00
$69.00
$210.00
$1,188.00
$22,616.00
$22,616

grant 9000
$327.00
$563.00
$9,955.00
$250.00
$31.00
$760.00
$11,886.00
$11,886

grant 9000
$327.00
$563.00
$9,955.00
$250.00
$31.00
$760.00
$11,886.00

$11,886

grant 9000
$327.00
$563.00
$9,955.00

$250.00
$31.00
$760.00
$11,886.00
$11,886

grant 9000
$327.00
$563.00
$9,955.00
$250.00
$31.00
$760.00
$11,886.00
$11,886

grant 9000
$327.00
$563.00
$9,955.00
$250.00
$31.00
$760.00
$11,886.00
$11,886

grant 9000
$327.00
$563.00
$9,955.00
$250.00
$31.00
$760.00
$11,886.00
$11,886

grant 9000
$327.00
$563.00
$9,955.00
$250.00
$31.00
$760.00
$11,886.00

$11,886

grant 9000
$327.00
$563.00
$9,955.00

$250.00
$31.00
$760.00
$11,886.00
$11,886

grant 9000
$327.00
$563.00
$9,955.00
$250.00
$31.00
$760.00
$11,886.00
$11,886