Board of Education Regular Meeting

High School Library
P.O. Box 8400
Ravenna, NE 68869-8400

Monday, February 9, 2026 7:00 PM

Kelly Bock:	Present
Misti Fiddelke:	Present
Micah Miigerl:	Present
Ryan Osten:	Present
Dawn Standage:	Absent
Mike Voelker:	Present

1. Call to Order and Roll Call - Open Meeting Law

2. Excuse Absent Board Members
   Motion to excuse absent board member, Dawn Standage Passed with a motion by Ryan Osten and a second by Mike Voelker.
   Kelly Bock: Yea, Misti Fiddelke: Yea, Micah Miigerl: Yea, Ryan Osten: Yea, Mike Voelker: Yea
   Yea: 5, Nay: 0

3. The Pledge of Allegiance

4. Recitation of School Mission Statement: ***Preparing Students Today to Succeed Tomorrow: Family-Community-School***

5. Recitation of Board Mission Statement: ***Providing collaborative leadership to prepare students today to succeed tomorrow.***

6. Approval of Agenda
   Motion to approve the agenda Passed with a motion by Ryan Osten and a second by Mike Voelker.
   Kelly Bock: Yea, Misti Fiddelke: Yea, Micah Miigerl: Yea, Ryan Osten: Yea, Mike Voelker: Yea
   Yea: 5, Nay: 0

7. Financial Report

8. Consent Agenda
   Motion to approve the consent agenda Passed with a motion by Ryan Osten and a second by Micah Miigerl.
   Kelly Bock: Yea, Misti Fiddelke: Yea, Micah Miigerl: Yea, Ryan Osten: Yea, Mike Voelker: Yea
   Yea: 5, Nay: 0

8.1. Discuss, consider, and take all necessary action to minutes

8.2. Discuss, consider, and take all necessary action to bills

8.3. Notice of Meeting Publication: The public notice for the Regular February 9th Board Meeting was published in the February 4th edition of the Ravenna News

8.4. Discuss, consider, and take all action necessary to the resignation of Mrs. Christine Bruning, Kitchen Aide

8.5. Discuss, consider, and take all action necessary to declare two welders and a CNC cutting system as surplus for immediate sale or disposal

8.6. Discuss, consider, and take all action necessary to declare library books as surplus for immediate sale or disposal

9. Blue Jay Celebration of Success - Ms. Angie Drahota - (Licensed Mental Health Practicioner) LMHP Position

10. Artist of the Month - Sam Lyions

11. Request to Address the Board and Correspondence

12. Information and Action Items

12.1. Discuss, consider, and take all action necessary to negotiations with the REA
   Motion to approve the 2026-27 "Negotiated Agreement" with the Ravenna Education

Association as presented Passed with a motion by Ryan Osten and a second by Kelly Bock.
Kelly Bock: Yea, Misti Fiddelke: Yea, Micah Miigerl: Yea, Ryan Osten: Yea, Mike Voelker: Yea
Yea: 5, Nay: 0

12.2. Discuss, consider, and take all action necessary to hire Jennifer Dozler as kindergarten teacher for the 2026-27 school year
Motion to approve the hiring of Jennifer Dozler as kindergarten teacher for the 2026-27 school year Passed with a motion by Ryan Osten and a second by Mike Voelker.
Kelly Bock: Yea, Misti Fiddelke: Yea, Micah Miigerl: Yea, Ryan Osten: Yea, Mike Voelker: Yea
Yea: 5, Nay: 0

12.3. Discuss, consider, and take all action necessary to hire Mallory Sekutera as 4th Grade teacher for the 2026-27 school year
Motion to approve the hiring of Mallory Sekutera as 4th grade teacher for the 2026-27 school year Passed with a motion by Mike Voelker and a second by Micah Miigerl.
Kelly Bock: Yea, Misti Fiddelke: Yea, Micah Miigerl: Yea, Ryan Osten: Yea, Mike Voelker: Yea
Yea: 5, Nay: 0

12.4. Discuss, consider, and take all action necessary to hiring Steve Spiehs as middle school math teacher for the 2026-27 school year
Motion to approve hiring of Steve Spiehs as middle school math teacher for the 2026-27 school year Passed with a motion by Micah Miigerl and a second by Ryan Osten.
Kelly Bock: Yea, Misti Fiddelke: Yea, Micah Miigerl: Yea, Ryan Osten: Yea, Mike Voelker: Yea
Yea: 5, Nay: 0

12.5. Discuss, consider, and take all action necessary to Ravenna Public School Board Policy 6037

Motion to adopted the revised version of Policy 6037 as presented. Passed with a motion by Mike Voelker and a second by Ryan Osten.
Kelly Bock: Yea, Misti Fiddelke: Yea, Micah Miigerl: Yea, Ryan Osten: Yea, Mike Voelker: Yea
Yea: 5, Nay: 0

12.6. Discuss, consider, and take all necessary action to Board Member Appointments to the Ravenna Public Schools Foundation (Executive Session)
Motion to enter executive session to protect the reputation of those being discussed in executive session at 8:07 PM. passed with a motion by Ryan Osten and a second by Mike Voelker. President Misti Fiddelke repeated the reason for going into executive session prior to entering into executive session. The board came out of executive session at 8:14 PM.
Motion to appoint Mike Voelker, Ryan Osten, & Kelly Bock, Jill Wendt, Cindi Coulter to the Ravenna Public Schools Foundation Board Passed with a motion by Ryan Osten and a

second by Mike Voelker.
Kelly Bock: Yea, Misti Fiddelke: Yea, Micah Miigerl: Yea, Ryan Osten: Yea, Mike Voelker: Yea
Yea: 5, Nay: 0

13. Discussion Items

13.1. Discuss, consider, and take all action necessary to the Ravenna Bond Building Project

13.1.1. Discuss, consider, and take all action necessary to the school's phone system (Dave Huryta)

13.1.2. Discuss, consider, and take all action necessary to adding cabling trays to the middle school/high school corridors (Dave Huryta)

13.2. Discuss, consider, and take all action necessary to classified staff compensation for the 2026-27 school year
Motion to enter into executive session to protect the reputation of those being discussed. The board entered into executive session at 8:14 PM. President Misti Fiddelke repeated the reason for going into executive session prior to entering into executive session. The board exited executive session at 8:29 PM. Passed with a motion by Mike Voelker and a second by Ryan Osten.
Kelly Bock: Yea, Misti Fiddelke: Yea, Micah Miigerl: Yea, Ryan Osten: Yea, Mike Voelker: Yea
Yea: 5, Nay: 0

13.3. Policy Review-1000 Series & 2000 Series

13.4. Policy Review-3000 Series

13.5. Discuss, consider, and take all action necessary to the 2026-27 Ravenna Public Schools Calendar

13.6. Discuss, consider, and take all action necessary to the triennial review of School Wellness Policy #5052

13.7. Discuss, consider, and take all action necessary to administrative compensation for the 2026-27 contract term (Possible Executive Session)
Motion to enter executive session to protect the reputation of those being discussed at 8:29 PM. President Misti Fiddelke repeated the reason for going into executive session prior to entering into executive session. The board came out of executive session at 8:38 PM. Passed with a motion by Micah Miigerl and a second by Ryan Osten.
Kelly Bock: Yea, Misti Fiddelke: Yea, Micah Miigerl: Yea, Ryan Osten: Yea, Mike Voelker: Yea
Yea: 5, Nay: 0

14. Elementary Principal's Report

15. Secondary Principal's Report

16. Superintendent's Report

17. Board Report

18. Positive Comments

19. Adjournment

Motion to adjourn at 8:54 PM Passed with a motion by Ryan Osten and a second by Kelly Bock.
Kelly Bock: Yea, Misti Fiddelke: Yea, Micah Miigerl: Yea, Ryan Osten: Yea, Mike Voelker: Yea
Yea: 5, Nay: 0

Ravenna Public Schools

Family-Community-School

Preparing Students Today To Succeed Tomorrow

BELIEF STATEMENTS:

- We believe all students learn at different rates, in different ways, and are capable of success.
- We believe in supporting the academic, behavioral, social, and emotional needs of all students in a safe and positive environment.
- We believe education is a shared responsibility between family, school, and community.

The Ravenna Way

LEVY

% Incr.	YEAR	VALUATIONS	GENERAL	BOND	BUILDING	QCPUF	TOTAL	Gen & Bld
	2015-2016	$621,362,235	$0.8419	$0.0038	$0.0359	$0.0185	$0.9000	$0.8778
8.25%	2016-2017	$672,634,115	$0.8265	$0.0000	$0.0225	$0.0166	$0.8656	$0.8490
11.56%	2017-2018	$750,400,440	$0.7409	$0.0000	$0.0202	$0.0135	$0.7745	$0.7611
1.26%	2018-2019	$759,850,666	$0.6647	$0.0000	$0.0665	$0.0153	$0.7465	$0.7311
-3.30%	2019-2020	$734,766,670	$0.6873	$0.0000	$0.0687	$0.0158	$0.7718	$0.7560
-5.62%	2020-2021	$693,479,459	$0.6957	$0.0000	$0.0252	$0.0000	$0.7209	$0.7209
-9.47%	2021-2022	$627,811,680	$0.741000	$0.000000	$0.0556	$0.0000	$0.7966	$0.7966
18.01%	2022-2023	$740,888,644	$0.7000	$0.0000	$0.0899	$0.0000	$0.7899	$0.7899
6.18%	2023-2024	$786,660,820	$0.640300	$0.0000	$0.0845	$0.0000	$0.7248	$0.7248
4.93%	2024-2025	$825,454,373	$0.5439	$0.000000	$0.137700	$0.0295	$0.7111	$0.6816
12.99%	2025-2026	$932,698,401	$0.6300	$0.0580	$0.0000	$0.0000	$0.6880	$0.6300
5.00%	2026-2027	$979,333,321	$0.6550	$0.0580	$0.0000	$0.0000	$0.7130	$0.6550
3.00%	2027-2028	$1,008,713,321	$0.6500	$0.0580	$0.0250	$0.0000	$0.7330	$0.6750
3.00%	2028-2029	$1,038,974,720	$0.6500	$0.0580	$0.0250	$0.0000	$0.7330	$0.6750
3.00%	2029-2030	$1,070,143,962	$0.6500	$0.0580	$0.0250	$0.0000	$0.7330	$0.6750

TOTAL TAX REQUEST

YEAR	General Fund	Bond Fund	Bldg Fund	QCPUF	Total	General & Building Fund Tax	LB 243 Limit with 3% growth	Additional with 70% approval
2015-2016	$5,231,087	$20,805	$222,976	$114,703	**$5,589,571**	$5,454,063		
2016-2017	$5,559,408	$0	$151,518	$111,698	**$5,822,624**	$5,710,926		
2017-2018	$5,559,409	$0	$151,513	$101,011	**$5,811,934**	$5,710,923		
2018-2019	$5,050,507	$0	$505,050	$116,538	**$5,672,095**	$5,555,557		
2019-2020	$5,050,051	$0	$504,785	$116,093	**$5,670,929**	$5,554,836		
2020-2021	$4,824,537	$0	$174,757	$0	**$4,999,293**	$4,999,293		
2021-2022	$4,652,085	$0	$349,001	$0	**$5,001,085**	$5,001,085		
2022-2023	$5,186,221	$0	$666,059	$0	**$5,852,279**	$5,852,279		
2023-2024	$5,036,989	$0	$664,728	$0	**$5,701,718**	$5,701,718	$3,608,905	$4,019,723
2024-2025	$4,489,646	$0	$1,136,651	$243,509	**$5,869,806**	$5,626,297	$5,898,293	$6,416,561
2025-2026	$5,876,000	$459,658	$0	$0	**$6,335,658**	$5,876,000	$6,640,682	$7,187,098
2026-2027	$6,414,633	$464,301	$0	$0	**$6,878,934**	$6,414,633	$6,839,902	$7,402,711
2027-2028	$6,556,637	$464,301	$252,178	$0	**$7,273,116**	$6,808,815	$7,045,100	$7,624,792
2028-2029	$6,753,336	$464,301	$259,744	$0	**$7,477,380**	$7,013,079	$7,256,453	$7,853,536
2029-2030	$6,955,936	$464,301	$267,536	$0	**$7,687,773**	$7,223,472	$7,474,146	$8,089,142

TOTAL RECEIPTS BY PROGRAM

YEAR	Taxes	Local	State Aid	SPED	Other State	Total State	Federal	Other	Total Rec
2015-	$4,726,568	$5,122,960	$80,128	$404,396	$42,880	$981,127	$317,411	$27,974	$6,492,352
2016-	$4,989,681	$5,389,250	$0	$518,185	$35,623	$1,052,105	$201,884	$49,833	$6,728,695
2017-	$5,222,795	$5,675,552	$36,341	$555,413	$38,112	$1,156,195	$337,688	$11,303	$7,218,850
2018-	$4,610,010	$5,049,058	$32,358	$561,841	$40,001	$1,180,275	$185,185	$13,699	$6,468,218
2019-	$4,492,310	$4,922,650	$112,231	$568,458	$449,852	$1,130,541	$173,001	$252,851	$6,479,043
2020-	$4,733,793	$5,163,672	$37,130	$564,937	$582,093	$1,184,160	$256,030	$43,208	$6,647,070
2021-	$4,343,986	$4,781,564	$37,854	$502,461	$564,111	$1,104,426	$332,506	$77,356	$6,295,852
2022-	$4,913,053	$5,383,476	$38,332	$497,539	$572,573	$1,108,44	$363,695	$113,245	$6,968,860
2023-	$4,467,969	$4,945,053	$608,162	$959,609	$662,739	$2,230,51	$558,939	$71,937	$7,806,439
2024-	$2,913,446	$3,391,200	$591,978	$1,070,32	########	$3,417,26	$356,774	$30,418	$7,195,658
2025-	$5,288,400	$5,688,400	$610,226	$1,000,00	$827,296	$2,437,52	$325,000	$67,233	$8,518,155
2026-	$5,773,170	$6,173,170	$617,153	$1,000,00	$876,337	$2,493,49	$325,000	$72,038	$9,063,698
2027-	$5,900,973	$6,300,973	$600,000	$1,000,00	$938,782	$2,538,78	$325,000	$70,974	$9,235,729
2028-	$6,078,002	$6,478,002	$600,000	$1,000,00	########	$2,612,02	$325,000	$62,520	$9,477,546
2030	$6,260,342	$6,660,342	$600,000	0	########	1	$325,000	$60,637	$9,727,859

Receipts/Expenses and Difference

YEAR	Total Exp	Difference	Exp Inc	Rec Inc
2015-2016	$5,762,625	$729,727	-$106,053	$107,956
2016-2017	$5,875,531	$853,164	$112,906	$236,343
2017-2018	$6,082,808	$1,136,042	$207,277	$490,155
2018-2019	$6,391,389	$76,829	$308,581	-$750,632
2019-2020	$6,738,992	-$259,949	$347,603	$10,825
2020-2021	$6,648,676	-$1,606	-$90,316	$168,027
2021-2022	$7,162,746	-$866,894	$514,070	-$351,218
2022-2023	$7,393,636	-$424,776	$230,890	$673,008
2023-2024	$7,821,486	-$15,047	$427,850	$837,579
2024-2025	$8,066,664	-$871,006	$245,178	-$610,781
2025-2026	$8,431,884	$86,271	$365,220	$1,322,497
2026-2027	$8,732,268	$331,429	$300,384	$545,543
2027-2028	$8,994,236	$241,493	$261,968	$172,032
2028-2029	$9,264,063	$213,482	$269,827	$241,817
2028-2030	$9,541,985	$185,874	$277,922	$250,314

Cash Balance in GF, Depreciation, Special Building, &

YEAR	Gen Fund	Goal	Depreciation Fund	Special Building Fund	Employee Benefit	QCPUF	*Total Accessible Reserve - Interfund	Goal
2015-2016	$2,847,508	$1,440,656	$81,374	$358,442	$14,772	$0	$3,302,096	$1,440,656
2016-2017	$3,700,672	$1,468,883	$6,733	$314,893	$14,794	$0	$4,037,092	$1,468,883
2017-2018	$4,836,714	$1,520,702	$16,439	$179,590	$17,822	$0	$5,050,565	$1,520,702
2018-2019	$4,913,543	$1,597,847	$154,111	$490,458	$14,732	$0	$5,572,844	$1,597,847
2019-2020	$3,638,706	$1,684,748	$190,678	$682,059	$114,763	$0	$4,626,206	$1,684,748
2020-2021	$3,412,619	$1,662,169	$208,132	$700,589	$115,325	$0	$4,436,665	$1,662,169
2021-2022	$3,562,304	$1,790,687	$223,535	$1,040,951	$115,709	$0	$4,942,499	$1,790,687
2022-2023	$2,964,738	$1,848,409	$469,112	$1,435,628	$116,868	$0	$4,986,346	$1,848,409
2023-2024	$2,165,860	$1,955,372	$457,576	$1,760,261	$219,709	$0	$4,603,406	$1,955,372
2024-2025	$2,267,896	$2,016,666	$649,929	$1,605,117	$224,501	$0	$4,747,443	$2,011,934
2025-2026	$1,887,874	$2,107,971	$157,750	$7,500,000	$224,501	$241,260	$9,629,134	$2,107,971
2026-2027	$1,974,145	$2,183,067	$100,000	$2,000,000	$0	$0	$3,974,145	$2,171,210
2027-2028	$2,305,574	$2,248,559	$100,000	$250,000	$0	$0	$2,555,574	$2,236,347
2028-2029	$2,547,066	$2,316,016	$100,000	$250,000	$0	$0	$2,797,066	$2,303,437
2029-2030	$2,760,549	$2,385,496	$100,000	$250,000	$0	$0	$3,010,549	$2,372,540

borrow from Special Buildng Fund & QCPUF Fund through "interfund loan," but must pay

EXPENSES

Year	Payroll	FICA	Retiremen	Insurance	Payroll	Bills	Total Exp	Bills Incr	Payroll Inc	Payroll %
2017-		$0		$0	$0		########	#REF!	#REF!	0.00%
2018-		$0		$0	$0		########	#DIV/0!	#DIV/0!	0.00%
2019-		$0		$0	$0		########	#DIV/0!	#DIV/0!	0.00%
2020-	$3,947,289	$301,968	$362,544	$789,458	########	$1,247,41	########	#DIV/0!	#DIV/0!	81.24%
2021-	$3,991,946	$305,384	$370,861	$796,389	########	$1,696,16	########	35.97%	1.21%	76.32%
2022-	$4,073,609	$311,631	$379,788	$814,722	########	$1,813,88	########	6.94%	2.07%	75.47%
2023-	$4,115,272	$314,818	$384,805	$905,360	########	$2,101,23	########	15.84%	2.52%	73.14%
2024-	$4,274,945	$327,033	$426,502	$854,989	########	$2,164,26	########	3.00%	2.85%	72.94%
2025-	$4,475,439	$342,371	$446,505	$895,088	########	$2,272,48	########	5.00%	4.69%	73.05%
2026-	$4,644,164	$355,279	$463,338	$928,833	########	$2,340,65	########	3.00%	3.77%	73.20%
2027-	$4,783,488	$365,937	$477,238	$956,698	########	$2,410,87	########	3.00%	3.00%	73.20%
2028-	$4,926,993	$376,915	$491,555	$985,399	########	$2,483,20	########	3.00%	3.00%	73.20%
2030	$5,074,803	$388,222	$506,302	1	########	8	########	3.00%	3.00%	73.20%

Percent of total receipts by program

YEAR	Taxes	Total Local	State	Federal	Other
2019-	69.34%	75.98%	1.73%	8.77%	6.94%
2020-	71.22%	77.68%	0.56%	8.50%	8.76%
2021-	69.00%	75.95%	0.60%	7.98%	8.96%
2022-	70.50%	77.25%	0.55%	7.14%	8.22%
2023-	57.23%	63.35%	7.79%	12.29%	8.49%
2024-	40.49%	47.13%	8.23%	14.87%	24.39%
2025-	62.08%	66.78%	7.16%	11.74%	9.71%
2026-	63.70%	68.11%	6.81%	11.03%	9.67%
2028	63.89%	68.22%	6.50%	10.83%	10.16%

Percent of Tax Receipts

Year	Received	Request	%
2017-2018	$5,222,795	$5,559,409	93.95%
2018-2019	$4,610,010	$5,050,507	91.28%
2019-2020	$4,492,310	$5,050,051	88.96%
2020-2021	$4,733,793	$4,824,537	98.12%

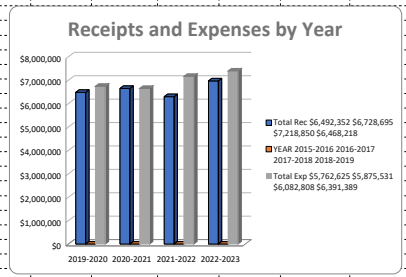

2021-2022	$4,343,986	$4,652,085	93.38%
2022-2023	$4,913,053	$5,186,221	94.73%
2023-2024	$4,467,969	$5,036,989	88.70%
2024-2025	$2,913,446	$4,489,646	64.89%
2025-2026	$5,288,400	$5,876,000	90.00%
2026-2027	$5,773,170	$6,414,633	90.00%
2027-2028	$5,900,973	$6,556,637	90.00%
		Average	92.78%

Chart at the bottom: add the payroll from excel wksht, be sure to add an index number. project 4% payroll 3% bills. be sure to add state aid calc also. Dist 62-0021

		MONTHLY EXPENSES										
	Reciept Totals	Payroll	Bill Roster	Expense Totals	*Revenue/Exp. Difference*	*EXPENSES running total*	*Receipts Running*	Running Balance				
September									Beg Cash			
2019				**$0**	***$0***	***$0***	$0	$3,638,706	$3,638,706			
2020				**$0**	***$0***	***$0***	$0	$3,412,619	$3,412,619			
2021				**$0**	***$0***	***$0***	$0	$3,562,304	$3,562,304			
2022				**$0**	***$0***	***$0***	$0	$2,964,738	$2,964,738			
2023				**$596,926**	***($596,926)***	***$596,926***	$0	$1,561,134	$2,165,860			
2024				**$0**	***$0***	***$0***	$0	$2,267,896	$2,267,896			
October												
2019				**$0**	***$0***	***$0***	$0	$3,638,706				
2020				**$0**	***$0***	***$0***	$0	$3,412,619				
2021				**$0**	***$0***	***$0***	$0	$3,562,304				
2022				**$0**	***$0***	***$0***	$0	$2,964,738				
2023				**$511,908**	***($511,908)***	***$1,108,834***	$0	$1,049,226				
2024				**$0**	***$0***	***$0***	$0	$2,267,896				
November												
2019				**$0**	***$0***	***$0***	$0	$3,638,706				
2020				**$0**	***$0***	***$0***	$0	$3,412,619				
2021				**$0**	***$0***	***$0***	$0	$3,562,304				
2022				**$0**	***$0***	***$0***	$0	$2,964,738				
2023				**$510,266**	***($510,266)***	***$1,619,100***	$0	$538,960				
2024				**$0**	***$0***	***$0***	$0	$2,267,896				
December												
2019				**$0**	***$0***	***$0***	$0	$3,638,706				
2020				**$0**	***$0***	***$0***	$0	$3,412,619				
2021				**$0**	***$0***	***$0***	$0	$3,562,304				
2022				**$0**	***$0***	***$0***	$0	$2,964,738				
2023				**$533,113**	***($533,113)***	***$2,152,213***	$0	$5,847				
2024				**$0**	***$0***	***$0***	$0	$2,267,896				
January												
2020				**$0**	***$0***	***$0***	$0	$3,638,706				###########
2021				**$0**	***$0***	***$0***	$0	$3,412,619				###########
2022				**$0**	***$0***	***$0***	$0	$3,562,304				###########
2023				**$0**	***$0***	***$0***	$0	$2,964,738				
2024				**$542,245**	***($542,245)***	***$2,694,458***	$0	($536,398)				
2025				**$0**	***$0***	***$0***	$0	$2,267,896				
February												
2020				**$0**	***$0***	***$0***	$0	$3,638,706				
2021				**$0**	***$0***	***$0***	$0	$3,412,619				
2022				**$0**	***$0***	***$0***	$0	$3,562,304				
2023				**$0**	***$0***	***$0***	$0	$2,964,738				
2024				**$624,355**	***($624,355)***	***$3,318,813***	$0	($1,160,753)				
2025				**$0**	***$0***	***$0***	$0	$2,267,896				
March												
				$0	***$0***	***$0***	$0	$3,638,706				
2021				**$0**	***$0***	***$0***	$0	$3,412,619				
2022				**$0**	***$0***	***$0***	$0	$3,562,304				
2023				**$0**	***$0***	***$0***	$0	$2,964,738				
2024				**$542,544**	***($542,544)***	***$3,861,357***	$0	($1,703,297)				
2025				**$0**	***$0***	***$0***	$0	$2,267,896				
April												
2020				**$0**	***$0***	***$0***	$0	$3,638,706				
2021				**$0**	***$0***	***$0***	$0	$3,412,619				
2022				**$0**	***$0***	***$0***	$0	$3,562,304				
2023				**$0**	***$0***	***$0***	$0	$2,964,738				
2024				**$516,154**	***($516,154)***	***$4,377,511***	$0	($2,219,451)				
2025				**$0**	***$0***	***$0***	$0	$2,267,896				
May												
2020				**$0**	***$0***	***$0***	$0	$3,638,706				
2021				**$0**	***$0***	***$0***	$0	$3,412,619				
2022				**$0**	***$0***	***$0***	$0	$3,562,304				
2023				**$0**	***$0***	***$0***	$0	$2,964,738				
2024				**$699,474**	***($699,474)***	***$5,076,985***	$0	($2,918,925)		5779198		
2025				**$0**	***$0***	***$0***	$0	$2,267,896				
June												
2020				**$0**	***$0***	***$0***	$0	$3,638,706				
2021				**$0**	***$0***	***$0***	$0	$3,412,619				
2022				**$0**	***$0***	***$0***	$0	$3,562,304				
2023				**$0**	***$0***	***$0***	$0	$2,964,738				
2024				**$573,943**	***($573,943)***	***$5,650,928***	$0	($3,492,868)				
2025				**$0**	***$0***	***$0***	$0	$2,267,896				
July												
2020				**$0**	***$0***	***$0***	$0	$3,638,706				
2021				**$0**	***$0***	***$0***	$0	$3,412,619				
2022				**$0**	***$0***	***$0***	$0	$3,562,304				
2023				**$0**	***$0***	***$0***	$0	$2,964,738		**2024 Rec July**		
2024				**$454,047**	***($454,047)***	***$6,104,975***	$0	($3,945,919)		**6596926**		
2025				**$0**	***$0***	***$0***	$0	$2,267,896				
August										22 Rec	22 Exp	
2020				**$0**	***$0***	***$0***	$0	$3,638,706				
2021				**$0**	***$0***	***$0***	$0	$3,412,619		$6,295,852	$7,162,746	
2022				**$0**	***$0***	***$0***	$0	$3,562,304		23 Rec		
2023				**$0**	***$0***	***$0***	$0	$2,964,738		6315444	$7,393,636	$7,393,636
2024				**$0**	***$0***	***$6,104,975***	$0	($3,945,919)				
2025				**$0**	***$0***	***$0***	$0	$2,267,896	775000			

YEAR	REVENUE	PAYROLL	BILLS	TOTAL EXP	BALANCE	% PAYROLL	Payroll inc.
19-20	$0	$0	$0	$0	$0	#DIV/0!	
Avg		$0	$0	$0	$0	#DIV/0!	
20-21	$ -	$0	$0	$0	$0	#DIV/0!	$0
19-20 Avg	$ -	$0	$0	$0		#DIV/0!	$0
2022	$ -	$ -	$ -	$ -	$0	#DIV/0!	$0
2023	$ -	$ -	$ -	$ -	$ (6,104,975)	#DIV/0!	$0
2024	$ -	$ -	$ -	$ 6,104,975	($6,104,975)	0.00%	$0
2025 Proj	$0	$ -	$ -	$0	$0	#DIV/0!	$0
2026 Proj		$0	$0	$0	$0	#DIV/0!	$0

SYSTEM NEEDS				
	2023-2024	**2024-2025**	**25-26 MY #**	**25-26 NDE**
Basic Funding	$4,800,388	$5,091,390	$5,041,721	$5,024,539
Poverty Allowance	$275,685		$275,000	$318,750
LEP allowance	$29,963		$30,000	$30,600
Summer school allow	$8,605	$830	$1,000	$10,998
Special Rec Allow	$245,663	$268,764	$268,000	$481,432
Transportation Allow	$146,485	$171,390	$170,000	$256,267
Dist. Ed. allow	$34,501	$47,184	$45,000	$28,461
Poverty Allow Correction				
LEP correction	-$10,728			-$5,124
Stdt Growth Adj				
Tot. Calc. Needs	**$5,530,562**	**$5,579,558**	**$5,830,721**	**$6,145,923**
Needs Stabilization	$67,536	$18,540		
Total Formula Needs	**$5,598,098**	**$5,598,098**	**$5,830,721**	**$6,145,923**
SYSTEM RESOURCES				
Local Effort Rate	$3,211,515	$3,571,931	3679089	$3,855,138
Option Funding				
Income Tax Funds	$38,327	$40,745	$40,000	$44,365
Other Rec	$540,834	$606,893	$600,000	$877,371
Foundation Aid	$464,091	$462,586	$462,000	$271,455
Total Formula Resources	**$4,254,767**	**$4,682,155**	**$4,781,089**	**$5,048,329**
STATE AID CALCULATED				
Needs - Resources	$1,343,331	$915,943	$1,049,632	$1,097,594
Option Funding	$0	$0		
Income Tax Funds	$38,327	$40,745	$40,000	$44,365
None Equal. Min Levy adj				
Foundation Aid	$464,091	$462,586	$462,000	$271,455
FA Outside of Resource				$180,970
State Aid Calculated	$1,845,749	$1,419,274	$1,551,632	$1,594,384
Prior year Correction	$1,472	$4,502		
Total State Aid	**$1,847,221**	**$1,423,776**	**$1,551,632**	**$1,594,384**

Student Enrollment	**1487.88**	**1348.51**	**1357.82**
Allocation per student	**#REF!**	**#REF!**	**$1,360**

Basic Funding	avg of 10 larger and 10 smaller minus 2 h
Poverty Allowance	*new in 2008

LEP allowance	New in 2008 Limited English Proficiency
Elementary size allow	1839.48 x No. of students in K-3 who spe
Summer school allow	.025 x summer scl stdt units, x 85% of the
Instructional Time allow	New around 2007 Eliminated after 4 year
Special Rec Allow	Special Receipts from AFR
Transportatin Allow	*Mileage for trans to/from school
Elementary site allow	*districts wih multiple elem blds and no ot
Dist. Ed. allow	Distance Ed. Formula 85% times costs fo
Averaging adjustment	districts whose basic funding per fomula s
Teacher Ed Adj	For districts with large number of masters
Poverty Allow Correction	If poverty expenditures do not equal 117%
LEP correction	Same as poverty correction
Local Choice Adj	Districts below 390 stdt and funding is gre

Local Effort Rate	Adjusted valuation divided by 100 times 1
Option Funding	Net option times state average Basic Fun
Income Tax Funds	a percent calculated annually
Other Rec	Other receipts from AFR
Min Levy Adj	district under .95. subract the system lev
Retirement Aid	
Formula Resources	

Equalization Aid	
Option Funding	
Income Tax Funds	
Non Equal. Min Levy adj	
Need Stabilization	Keeps the formula need between 100% and 112% of th
Retirement Aid	
Reorganization Incentive	
State Aid Calculated	
Prior year deficiencies	
Prior year Correction	

high and low x form sts)

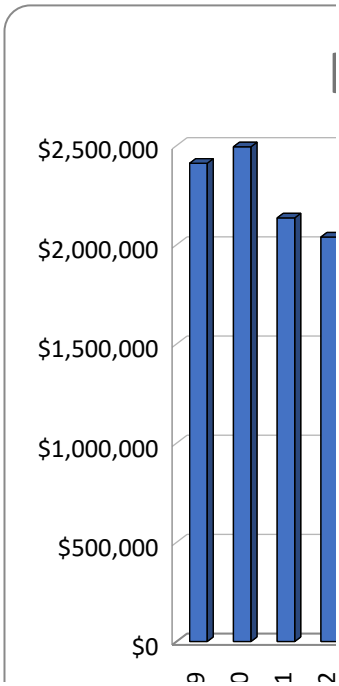

2008-09
2009-10
2010-11
2011-12

end 50% in rooms over 10 under 20
e stae avg gen. fund exp /form stdt ($7,817)
rs

ther elem within 7 miles
or telecom service
stdt is less than the state avg (approx 7500)
s level teachers-Eliminated
% of allowance for the year

eater than basic funding per formula student

1.0203
nding per formula student (approx 7,600)

y from.95 REMOVED

2009-10
2010-11
2011-12
2012-13
2013-14
2014-15
2015-16
2016-17
2017-18
2018-19
2019-20
2020-21
2021-22
2022-23
2023-24
2024-25
2025-26

he previous years recalculated fromula need formula need, except (student growth adj is not

23-24 Enrollment for 24-25 State Aid

East Butler	290.01	###########	$20,216.87
Palmer	290.36	###########	$14,460.23
Walthill	291.10	###########	$15,046.55
Fullerton	291.23	###########	$16,216.88
Loup City	294.98	###########	$16,786.16
Axtell	296.84	###########	$16,019.75
Central Valley	298.24	###########	$22,892.02

Creighton	298.41	###########	$15,369.77
Neligh	308.19	###########	$17,396.11
Boyd Co	308.33	###########	$16,194.28
BAYARD	308.39	###########	$16,911.99
Heartland	309.84	###########	$16,797.16
Pleasanton	311.72	###########	$11,900.33
Elm Creek	318.36	###########	$14,691.77
Johnson Brock	329.45	###########	$12,867.24
Plainview	338.85	###########	$15,187.81
Amherst	352.67	###########	$14,332.69
Cross Co	353.16	###########	$17,049.61
Southern	354.87	###########	$12,832.60
Ainsworth	358.87	###########	$20,477.00
Laurel	362.27	###########	$21,509.72
		###########	

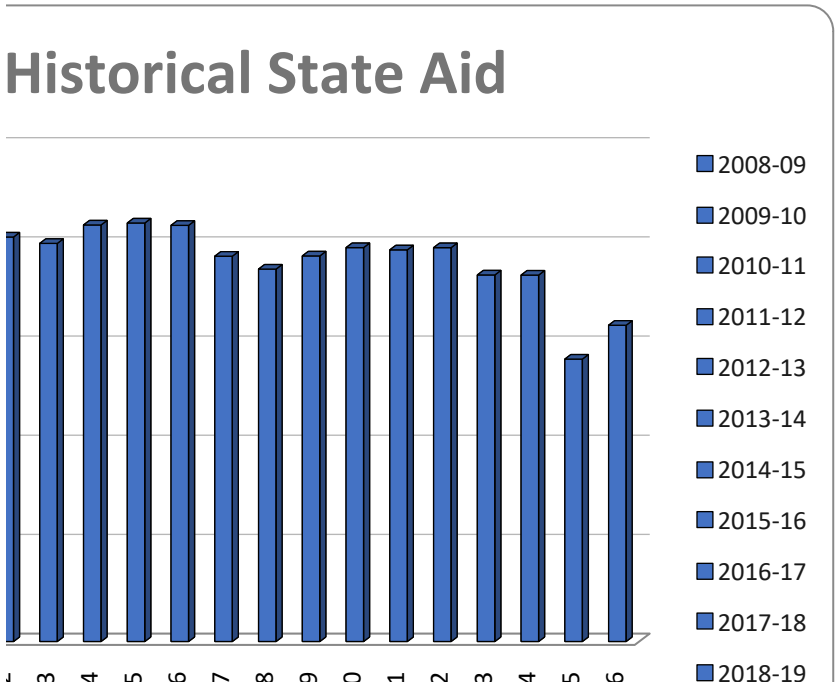
Historical State Aid
2008-09
2009-10
2010-11
2011-12
2012-13
2013-14
2014-15
2015-16
2016-17
2017-18
2018-19



$2,494,096		#####
$2,135,599		#####
$2,039,213		#####
$2,007,080		#####
$2,099,946		#####
$2,109,919		#####
$2,097,895		#####
$1,942,483		#####
$1,877,561		#####
$1,943,838		#####
$1,985,757		#####
$1,974,495		#####
$1,985,560		#####
$1,847,935		#####
$1,847,221	309	#####
$1,423,776	309	#####
$1,594,384		

dec.)

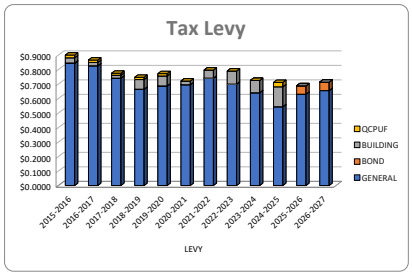
Tax Levy
$0.9000
$0.8000
$0.7000
$0.6000
$0.5000
$0.4000
$0.3000
$0.2000
$0.1000
$0.0000
2015-2016
2016-2017
2017-2018
2018-2019
2019-2020
2020-2021
2021-2022
2022-2023
2023-2024
2024-2025
2025-2026
2026-2027
LEVY
QCPUF
BUILDING
BOND
GENERAL

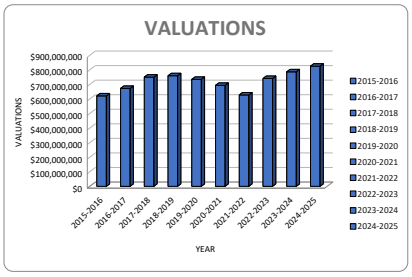
VALUATIONS
$900,000,000
$800,000,000
$700,000,000
$600,000,000
$500,000,000
$400,000,000
$300,000,000
$200,000,000
$100,000,000
$0
VALUATIONS
2015-2016
2016-2017
2017-2018
2018-2019
2019-2020
2020-2021
2021-2022
2022-2023
2023-2024
2024-2025
YEAR
2015-2016
2016-2017
2017-2018
2018-2019
2019-2020
2020-2021
2021-2022
2022-2023
2023-2024
2024-2025

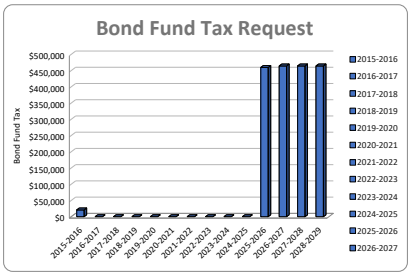
Bond Fund Tax Request
$500,000
$450,000
$400,000
$350,000
$300,000
$250,000
$200,000
$150,000
$100,000
$50,000
$0
Bond Fund Tax
2015-2016
2016-2017
2017-2018
2018-2019
2019-2020
2020-2021
2021-2022
2022-2023
2023-2024
2024-2025
2025-2026
2026-2027
2027-2028
2028-2029
2015-2016
2016-2017
2017-2018
2018-2019
2019-2020
2020-2021
2021-2022
2022-2023
2023-2024
2024-2025
2025-2026
2026-2027

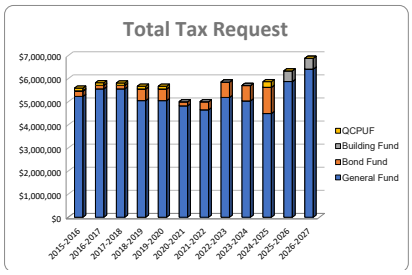
Total Tax Request
$7,000,000
$6,000,000
$5,000,000
$4,000,000
$3,000,000
$2,000,000
$1,000,000
$0
2015-2016
2016-2017
2017-2018
2018-2019
2019-2020
2020-2021
2021-2022
2022-2023
2023-2024
2024-2025
2025-2026
2026-2027
QCPUF
Building Fund
Bond Fund
General Fund

HS	67,925
Elem	34,064
Total Sq Ft.	**101,989**

LB 583										
	GENERAL FUND AND BUILDING FUND TAX					STATE AID				
	Tax	Building Fund Tax	Tax	23-24 Max	Difference	22-23 State Aid	Aid	Change	increase	vote
Waverly					$0			$0	$0	

Taxes	**Sept**	**Oct**	**Nov**	Dec	Jan	Feb
Lancaster Co						
Other Co						
Total	$0.00	$0.00	$0.00	$0.00	$0.00	$0.00
	$0.00					

Date	**Total of Other**	**State Aid**	**Taxes 1110**	Carline 1115	Public Pwr Tx 1120	Motor Veh. 1125
Sept	$0.00		$0.00			
Oct	$0.00		$0.00			
Nov	$0.00		$0.00			
Dec	$0.00		$0.00			
Jan	$0.00		$0.00			
Feb	$0.00		$0.00			
March	$0.00		$0.00			
Apr	$0.00		$0.00			
May	$0.00		$0.00			
June	$0.00		$0.00			
July	$0.00	$0.00	$0.00			
Aug	$0.00	$0.00	$0.00			
Month Total	$0.00	$0.00	$0.00	$0.00	$0.00	$0.00
Budget	###########	322,621	8,237,500	$70,000.00	$0.00	$460,000.00
Difference	-$10,860,121	-$322,621	-$8,237,500	-$70,000	$0	-$460,000
Amt off						

22-23 Tax
22-23 Rec

Taxes	**Sept**	**Oct**	**Nov**	Dec	Jan	Feb
Keith County						
Perkins						
Total	$0.00	$0.00	$0.00	$0.00	$0.00	$0.00
	$0.00					

Date	**Total of Other**	**State Aid**	**Taxes 1110**	Carline 1115	Public Pwr Tx 1120	Motor Veh. 1125
Sept. 2014	$123,252.00	$32,262.00	###########	$14,788.00		$40,518.00
Oct. 2014	$77,667.00	$32,262.00	$393,842.00			$39,718.00
Nov. 2014	$99,123.00	$32,262.00	100,547.00			$53,256.00
Dec. 2014	$183,382.00	$32,262.00	$33,228.00			$33,031.00
Jan. 2015	$216,521.00	$32,262.00	$894,800.00			$52,664.00
Feb. 2014	$494,082.00	$32,262.00	$343,506.00	$0.00		$73,446.00
March. 2013	$331,144.00	$32,262.00	$130,848.00			$42,039.00
Apr. 2013	$619,465.00	$32,262.00	$252,292.00			$44,111.00
May. 2013	$463,633.00	$32,262.00	2,782,047.00	$47,019.00		$40,322.00
June. 2012	$290,873.00	$32,262.00	$414,471.00			$40,753.00
July. 2012	$108,436.00	$0.00	$57,690.00			$44,313.00
Aug. 2012	$138,970.00	$0.00	$97,867.00			$42,084.00
14-15 Month	###########	$322,620.00	$7,697,869	$61,807.00	$0.00	$546,255.00
14-15	###########	322,621	8,237,500	$70,000.00	$0.00	$460,000.00
Difference	$262,949	-$1	-$539,631	-$8,193	$0	$86,255
Amt off						

Taxes	**Sept**	**Oct**	**Nov**	Dec	Jan	Feb
Keith County						
Perkins						
Total	$0.00	$0.00	$0.00	$0.00	$0.00	$0.00
	$0.00					

Date	**Total of Other**	**State Aid**	**Taxes 1110**	Carline 1115	Public Pwr Tx 1120	Motor Veh. 1125
Sept. 2014	$123,252.00	$32,262.00	###########	$14,788.00		$40,518.00
Oct. 2014	$77,667.00	$32,262.00	$393,842.00			$39,718.00
Nov. 2014	$99,123.00	$32,262.00	100,547.00			$53,256.00
Dec. 2014	$183,382.00	$32,262.00	$33,228.00			$33,031.00
Jan. 2015	$216,521.00	$32,262.00	$894,800.00			$52,664.00
Feb. 2014	$494,082.00	$32,262.00	$343,506.00	$0.00		$73,446.00
March. 2013	$331,144.00	$32,262.00	$130,848.00			$42,039.00
Apr. 2013	$619,465.00	$32,262.00	$252,292.00			$44,111.00
May. 2013	$463,633.00	$32,262.00	2,782,047.00	$47,019.00		$40,322.00
June. 2012	$290,873.00	$32,262.00	$414,471.00			$40,753.00
July. 2012	$108,436.00	$0.00	$57,690.00			$44,313.00
Aug. 2012	$138,970.00	$0.00	$97,867.00			$42,084.00
14-15 Month	###########	$322,620.00	$7,697,869	$61,807.00	$0.00	$546,255.00
14-15	###########	322,621	8,237,500	$70,000.00	$0.00	$460,000.00

Difference	$262,949	-$1	-$539,631	-$8,193	$0	$86,255
Amt off						

Taxes	**Sept**	**Oct**	**Nov**	Dec	Jan	Feb
Keith County						
Perkins						
Total	$0.00	$0.00	$0.00	$0.00	$0.00	$0.00
	$0.00					

Date	**Total of Other**	**State Aid**	**Taxes 1110**	Carline 1115	Public Pwr Tx 1120	Motor Veh. 1125
Sept. 2014	$123,252.00	$32,262.00	###########	$14,788.00		$40,518.00
Oct. 2014	$77,667.00	$32,262.00	$393,842.00			$39,718.00
Nov. 2014	$99,123.00	$32,262.00	100,547.00			$53,256.00
Dec. 2014	$183,382.00	$32,262.00	$33,228.00			$33,031.00
Jan. 2015	$216,521.00	$32,262.00	$894,800.00			$52,664.00

Feb. 2014	$494,082.00	$32,262.00	$343,506.00	$0.00		$73,446.00
March. 2013	$331,144.00	$32,262.00	$130,848.00			$42,039.00
Apr. 2013	$619,465.00	$32,262.00	$252,292.00			$44,111.00
May. 2013	$463,633.00	$32,262.00	2,782,047.00	$47,019.00		$40,322.00
June. 2012	$290,873.00	$32,262.00	$414,471.00			$40,753.00
July. 2012	$108,436.00	$0.00	$57,690.00			$44,313.00
Aug. 2012	$138,970.00	$0.00	$97,867.00			$42,084.00
14-15 Month	###########	$322,620.00	$7,697,869	$61,807.00	$0.00	$546,255.00
14-15	###########	322,621	8,237,500	$70,000.00	$0.00	$460,000.00
Difference	$262,949	-$1	-$539,631	-$8,193	$0	$86,255
Amt off						

Taxes	**Sept**	**Oct**	**Nov**	Dec	Jan	Feb
Keith County						
Perkins						
Total	$0.00	$0.00	$0.00	$0.00	$0.00	$0.00

$0.00

Date	Total of Other	State Aid	Taxes 1110	Carline 1115	Public Pwr Tx 1120	Motor Veh. 1125
Sept. 2014	$123,252.00	$32,262.00	###########	$14,788.00		$40,518.00
Oct. 2014	$77,667.00	$32,262.00	$393,842.00			$39,718.00
Nov. 2014	$99,123.00	$32,262.00	100,547.00			$53,256.00
Dec. 2014	$183,382.00	$32,262.00	$33,228.00			$33,031.00
Jan. 2015	$216,521.00	$32,262.00	$894,800.00			$52,664.00
Feb. 2014	$494,082.00	$32,262.00	$343,506.00	$0.00		$73,446.00
March. 2013	$331,144.00	$32,262.00	$130,848.00			$42,039.00
Apr. 2013	$619,465.00	$32,262.00	$252,292.00			$44,111.00
May. 2013	$463,633.00	$32,262.00	2,782,047.00	$47,019.00		$40,322.00
June. 2012	$290,873.00	$32,262.00	$414,471.00			$40,753.00
July. 2012	$108,436.00	$0.00	$57,690.00			$44,313.00
Aug. 2012	$138,970.00	$0.00	$97,867.00			$42,084.00
14-15 Month	###########	$322,620.00	$7,697,869	$61,807.00	$0.00	$546,255.00
14-15	###########	322,621	8,237,500	$70,000.00	$0.00	$460,000.00
Difference	$262,949	-$1	-$539,631	-$8,193	$0	$86,255
Amt off						

Taxes	**Sept**	**Oct**	**Nov**	Dec	Jan	Feb
Keith County						
Perkins						
Total	$0.00	$0.00	$0.00	$0.00	$0.00	$0.00
	$0.00					

Date	**Total of Other**	**State Aid**	**Taxes 1110**	Carline 1115	Public Pwr Tx 1120	Motor Veh. 1125
Sept. 2014	$123,252.00	$32,262.00	###########	$14,788.00		$40,518.00
Oct. 2014	$77,667.00	$32,262.00	$393,842.00			$39,718.00
Nov. 2014	$99,123.00	$32,262.00	100,547.00			$53,256.00
Dec. 2014	$183,382.00	$32,262.00	$33,228.00			$33,031.00
Jan. 2015	$216,521.00	$32,262.00	$894,800.00			$52,664.00
Feb. 2014	$494,082.00	$32,262.00	$343,506.00	$0.00		$73,446.00
March. 2013	$331,144.00	$32,262.00	$130,848.00			$42,039.00
Apr. 2013	$619,465.00	$32,262.00	$252,292.00			$44,111.00
May. 2013	$463,633.00	$32,262.00	2,782,047.00	$47,019.00		$40,322.00
June. 2012	$290,873.00	$32,262.00	$414,471.00			$40,753.00
July. 2012	$108,436.00	$0.00	$57,690.00			$44,313.00
Aug. 2012	$138,970.00	$0.00	$97,867.00			$42,084.00
14-15 Month	###########	$322,620.00	$7,697,869	$61,807.00	$0.00	$546,255.00
14-15	###########	322,621	8,237,500	$70,000.00	$0.00	$460,000.00
Difference	$262,949	-$1	-$539,631	-$8,193	$0	$86,255
Amt off						

Taxes	**Sept**	**Oct**	**Nov**	Dec	Jan	Feb
Keith County						
Perkins						
Total	$0.00	$0.00	$0.00	$0.00	$0.00	$0.00
	$0.00					

Date	**Total of Other**	**State Aid**	**Taxes 1110**	Carline 1115	Public Pwr Tx 1120	Motor Veh. 1125
Sept. 2014	$123,252.00	$32,262.00	###########	$14,788.00		$40,518.00
Oct. 2014	$77,667.00	$32,262.00	$393,842.00			$39,718.00
Nov. 2014	$99,123.00	$32,262.00	100,547.00			$53,256.00
Dec. 2014	$183,382.00	$32,262.00	$33,228.00			$33,031.00
Jan. 2015	$216,521.00	$32,262.00	$894,800.00			$52,664.00
Feb. 2014	$494,082.00	$32,262.00	$343,506.00	$0.00		$73,446.00
March. 2013	$331,144.00	$32,262.00	$130,848.00			$42,039.00
Apr. 2013	$619,465.00	$32,262.00	$252,292.00			$44,111.00
May. 2013	$463,633.00	$32,262.00	2,782,047.00	$47,019.00		$40,322.00
June. 2012	$290,873.00	$32,262.00	$414,471.00			$40,753.00
July. 2012	$108,436.00	$0.00	$57,690.00			$44,313.00
Aug. 2012	$138,970.00	$0.00	$97,867.00			$42,084.00
14-15 Month	###########	$322,620.00	$7,697,869	$61,807.00	$0.00	$546,255.00
14-15	###########	322,621	8,237,500	$70,000.00	$0.00	$460,000.00
Difference	$262,949	-$1	-$539,631	-$8,193	$0	$86,255
Amt off						

Taxes	**Sept**	**Oct**	**Nov**	Dec	Jan	Feb
Keith County						
Perkins						
Total	$0.00	$0.00	$0.00	$0.00	$0.00	$0.00
	$0.00					

Date	**Total of Other**	**State Aid**	**Taxes 1110**	Carline 1115	Public Pwr Tx 1120	Motor Veh. 1125
Sept. 2014	$123,252.00	$32,262.00	###########	$14,788.00		$40,518.00
Oct. 2014	$77,667.00	$32,262.00	$393,842.00			$39,718.00
Nov. 2014	$99,123.00	$32,262.00	100,547.00			$53,256.00
Dec. 2014	$183,382.00	$32,262.00	$33,228.00			$33,031.00
Jan. 2015	$216,521.00	$32,262.00	$894,800.00			$52,664.00
Feb. 2014	$494,082.00	$32,262.00	$343,506.00	$0.00		$73,446.00
March. 2013	$331,144.00	$32,262.00	$130,848.00			$42,039.00
Apr. 2013	$619,465.00	$32,262.00	$252,292.00			$44,111.00
May. 2013	$463,633.00	$32,262.00	2,782,047.00	$47,019.00		$40,322.00
June. 2012	$290,873.00	$32,262.00	$414,471.00			$40,753.00
July. 2012	$108,436.00	$0.00	$57,690.00			$44,313.00
Aug. 2012	$138,970.00	$0.00	$97,867.00			$42,084.00
14-15 Month	###########	$322,620.00	$7,697,869	$61,807.00	$0.00	$546,255.00

14-15	###########	322,621	8,237,500	$70,000.00	$0.00	$460,000.00
Difference	$262,949	-$1	-$539,631	-$8,193	$0	$86,255
Amt off						

Taxes	**Sept**	**Oct**	**Nov**	Dec	Jan	Feb
Keith County						
Perkins						
Total	$0.00	$0.00	$0.00	$0.00	$0.00	$0.00
	$0.00					

Date	**Total of Other**	**State Aid**	**Taxes 1110**	Carline 1115	Public Pwr Tx 1120	Motor Veh. 1125
Sept. 2014	$123,252.00	$32,262.00	###########	$14,788.00		$40,518.00
Oct. 2014	$77,667.00	$32,262.00	$393,842.00			$39,718.00
Nov. 2014	$99,123.00	$32,262.00	100,547.00			$53,256.00
Dec. 2014	$183,382.00	$32,262.00	$33,228.00			$33,031.00

Jan. 2015	$216,521.00	$32,262.00	$894,800.00			$52,664.00
Feb. 2014	$494,082.00	$32,262.00	$343,506.00	$0.00		$73,446.00
March. 2013	$331,144.00	$32,262.00	$130,848.00			$42,039.00
Apr. 2013	$619,465.00	$32,262.00	$252,292.00			$44,111.00
May. 2013	$463,633.00	$32,262.00	2,782,047.00	$47,019.00		$40,322.00
June. 2012	$290,873.00	$32,262.00	$414,471.00			$40,753.00
July. 2012	$108,436.00	$0.00	$57,690.00			$44,313.00
Aug. 2012	$138,970.00	$0.00	$97,867.00			$42,084.00
14-15 Month	###########	$322,620.00	$7,697,869	$61,807.00	$0.00	$546,255.00
14-15	###########	322,621	8,237,500	$70,000.00	$0.00	$460,000.00
Difference	$262,949	-$1	-$539,631	-$8,193	$0	$86,255
Amt off						

Taxes	**Sept**	**Oct**	**Nov**	Dec	Jan	Feb
Keith County						
Perkins						
Total	$0.00	$0.00	$0.00	$0.00	$0.00	$0.00

$0.00

Date	Total of Other	State Aid	Taxes 1110	Carline 1115	Public Pwr Tx 1120	Motor Veh. 1125
Sept. 2014	$123,252.00	$32,262.00	###########	$14,788.00		$40,518.00
Oct. 2014	$77,667.00	$32,262.00	$393,842.00			$39,718.00
Nov. 2014	$99,123.00	$32,262.00	100,547.00			$53,256.00
Dec. 2014	$183,382.00	$32,262.00	$33,228.00			$33,031.00
Jan. 2015	$216,521.00	$32,262.00	$894,800.00			$52,664.00
Feb. 2014	$494,082.00	$32,262.00	$343,506.00	$0.00		$73,446.00
March. 2013	$331,144.00	$32,262.00	$130,848.00			$42,039.00
Apr. 2013	$619,465.00	$32,262.00	$252,292.00			$44,111.00
May. 2013	$463,633.00	$32,262.00	2,782,047.00	$47,019.00		$40,322.00
June. 2012	$290,873.00	$32,262.00	$414,471.00			$40,753.00
July. 2012	$108,436.00	$0.00	$57,690.00			$44,313.00
Aug. 2012	$138,970.00	$0.00	$97,867.00			$42,084.00
14-15 Month	###########	$322,620.00	$7,697,869	$61,807.00	$0.00	$546,255.00
14-15	###########	322,621	8,237,500	$70,000.00	$0.00	$460,000.00
Difference	$262,949	-$1	-$539,631	-$8,193	$0	$86,255
Amt off						

March	April	May	June	July	Aug
$0.00	$0.00	$0.00	$0.00	$0.00	$0.00

1220	1270 preschool	Interest 1410	Local Lic Fees 1610	**City Fines 1620**	Other Local Rev 1910-90	County Fines 2110-30
$0.00	$0.00	$0.00	$0.00	$0.00	$0.00	$0.00
$0.00	$2,000.00	$4,000.00	$0.00	$0.00	$45,000.00	$165,000.00
$0	-$2,000	-$4,000	$0	$0	-$45,000	-$165,000

Ogallala
Financial

March	April	May	June	July	Aug
$0.00	$0.00	$0.00	$0.00	$0.00	$0.00

1220	1270 preschool	Interest 1410	Local Lic Fees 1610	**City Fines 1620**	Other Local Rev 1910-90	County Fines 2110-30
	$840.00	$567.00			$2,650.00	$22,102.00
$2,700.00	$1,060.00	$627.00				$22,497.00
$150.00	$770.00	$436.00				$20,383.00
		$334.00				$16,049.00
		$333.00			$2,000.00	$13,467.00
	$865.00	$327.00				$15,879.00
$902.00	$1,390.00	$291.00				
$867.00	$955.00	$275.00			$11,178.00	$17,432.00
$1,050.00	$240.00	$609.00			($2,000.00)	$16,612.00
$1,350.00	$10.00	$897.00				$15,795.00
		$763.00				$29,426.00
		$562.00		$17,460.00		
$7,019.00	$6,130.00	$6,021.00	$0.00	$17,460.00	$13,828.00	$189,642.00
$0.00	$2,000.00	$4,000.00	$0.00	$0.00	$45,000.00	$165,000.00
$7,019	$4,130	$2,021	$0	$17,460	-$31,172	$24,642

Ogallala
Financial

March	April	May	June	July	Aug
$0.00	$0.00	$0.00	$0.00	$0.00	$0.00

1220	1270 preschool	Interest 1410	Local Lic Fees 1610	**City Fines 1620**	Other Local Rev 1910-90	County Fines 2110-30
	$840.00	$567.00			$2,650.00	$22,102.00
$2,700.00	$1,060.00	$627.00				$22,497.00
$150.00	$770.00	$436.00				$20,383.00
		$334.00				$16,049.00
		$333.00			$2,000.00	$13,467.00
	$865.00	$327.00				$15,879.00
$902.00	$1,390.00	$291.00				
$867.00	$955.00	$275.00			$11,178.00	$17,432.00
$1,050.00	$240.00	$609.00			($2,000.00)	$16,612.00
$1,350.00	$10.00	$897.00				$15,795.00
		$763.00				$29,426.00
		$562.00		$17,460.00		
$7,019.00	$6,130.00	$6,021.00	$0.00	$17,460.00	$13,828.00	$189,642.00
$0.00	$2,000.00	$4,000.00	$0.00	$0.00	$45,000.00	$165,000.00

$7,019	$4,130	$2,021	$0	$17,460	-$31,172	$24,642

Ogallala
Financial

March	April	May	June	July	Aug
$0.00	$0.00	$0.00	$0.00	$0.00	$0.00

1220	1270 preschool	Interest 1410	Local Lic Fees 1610	**City Fines 1620**	Other Local Rev 1910-90	County Fines 2110-30
	$840.00	$567.00			$2,650.00	$22,102.00
$2,700.00	$1,060.00	$627.00				$22,497.00
$150.00	$770.00	$436.00				$20,383.00
		$334.00				$16,049.00
		$333.00			$2,000.00	$13,467.00

	$865.00	$327.00				$15,879.00
$902.00	$1,390.00	$291.00				
$867.00	$955.00	$275.00			$11,178.00	$17,432.00
$1,050.00	$240.00	$609.00			($2,000.00)	$16,612.00
$1,350.00	$10.00	$897.00				$15,795.00
		$763.00				$29,426.00
		$562.00		$17,460.00		
$7,019.00	$6,130.00	$6,021.00	$0.00	$17,460.00	$13,828.00	$189,642.00
$0.00	$2,000.00	$4,000.00	$0.00	$0.00	$45,000.00	$165,000.00
$7,019	$4,130	$2,021	$0	$17,460	-$31,172	$24,642

Ogallala
Financial

March	April	May	June	July	Aug
$0.00	$0.00	$0.00	$0.00	$0.00	$0.00

1220	1270 preschool	Interest 1410	Local Lic Fees 1610	**City Fines 1620**	Other Local Rev 1910-90	County Fines 2110-30
	$840.00	$567.00			$2,650.00	$22,102.00
$2,700.00	$1,060.00	$627.00				$22,497.00
$150.00	$770.00	$436.00				$20,383.00
		$334.00				$16,049.00
		$333.00			$2,000.00	$13,467.00
	$865.00	$327.00				$15,879.00
$902.00	$1,390.00	$291.00				
$867.00	$955.00	$275.00			$11,178.00	$17,432.00
$1,050.00	$240.00	$609.00			($2,000.00)	$16,612.00
$1,350.00	$10.00	$897.00				$15,795.00
		$763.00				$29,426.00
		$562.00		$17,460.00		
$7,019.00	$6,130.00	$6,021.00	$0.00	$17,460.00	$13,828.00	$189,642.00
$0.00	$2,000.00	$4,000.00	$0.00	$0.00	$45,000.00	$165,000.00
$7,019	$4,130	$2,021	$0	$17,460	-$31,172	$24,642

Ogallala
Financial

March	April	May	June	July	Aug
$0.00	$0.00	$0.00	$0.00	$0.00	$0.00

1220	1270 preschool	Interest 1410	Local Lic Fees 1610	**City Fines 1620**	Other Local Rev 1910-90	County Fines 2110-30
	$840.00	$567.00			$2,650.00	$22,102.00
$2,700.00	$1,060.00	$627.00				$22,497.00
$150.00	$770.00	$436.00				$20,383.00
		$334.00				$16,049.00
		$333.00			$2,000.00	$13,467.00
	$865.00	$327.00				$15,879.00
$902.00	$1,390.00	$291.00				
$867.00	$955.00	$275.00			$11,178.00	$17,432.00
$1,050.00	$240.00	$609.00			($2,000.00)	$16,612.00
$1,350.00	$10.00	$897.00				$15,795.00
		$763.00				$29,426.00
		$562.00		$17,460.00		
$7,019.00	$6,130.00	$6,021.00	$0.00	$17,460.00	$13,828.00	$189,642.00
$0.00	$2,000.00	$4,000.00	$0.00	$0.00	$45,000.00	$165,000.00
$7,019	$4,130	$2,021	$0	$17,460	-$31,172	$24,642

Ogallala
Financial

March	April	May	June	July	Aug
$0.00	$0.00	$0.00	$0.00	$0.00	$0.00

1220	1270 preschool	Interest 1410	Local Lic Fees 1610	**City Fines 1620**	Other Local Rev 1910-90	County Fines 2110-30
	$840.00	$567.00			$2,650.00	$22,102.00
$2,700.00	$1,060.00	$627.00				$22,497.00
$150.00	$770.00	$436.00				$20,383.00
		$334.00				$16,049.00
		$333.00			$2,000.00	$13,467.00
	$865.00	$327.00				$15,879.00
$902.00	$1,390.00	$291.00				
$867.00	$955.00	$275.00			$11,178.00	$17,432.00
$1,050.00	$240.00	$609.00			($2,000.00)	$16,612.00
$1,350.00	$10.00	$897.00				$15,795.00
		$763.00				$29,426.00
		$562.00		$17,460.00		
$7,019.00	$6,130.00	$6,021.00	$0.00	$17,460.00	$13,828.00	$189,642.00
$0.00	$2,000.00	$4,000.00	$0.00	$0.00	$45,000.00	$165,000.00
$7,019	$4,130	$2,021	$0	$17,460	-$31,172	$24,642

Ogallala
Financial

March	April	May	June	July	Aug
$0.00	$0.00	$0.00	$0.00	$0.00	$0.00

1220	1270 preschool	Interest 1410	Local Lic Fees 1610	**City Fines 1620**	Other Local Rev 1910-90	County Fines 2110-30
	$840.00	$567.00			$2,650.00	$22,102.00
$2,700.00	$1,060.00	$627.00				$22,497.00
$150.00	$770.00	$436.00				$20,383.00
		$334.00				$16,049.00
		$333.00			$2,000.00	$13,467.00
	$865.00	$327.00				$15,879.00
$902.00	$1,390.00	$291.00				
$867.00	$955.00	$275.00			$11,178.00	$17,432.00
$1,050.00	$240.00	$609.00			($2,000.00)	$16,612.00
$1,350.00	$10.00	$897.00				$15,795.00
		$763.00				$29,426.00
		$562.00		$17,460.00		
$7,019.00	$6,130.00	$6,021.00	$0.00	$17,460.00	$13,828.00	$189,642.00

$0.00	$2,000.00	$4,000.00	$0.00	$0.00	$45,000.00	$165,000.00
$7,019	$4,130	$2,021	$0	$17,460	-$31,172	$24,642

Ogallala
Financial

March	April	May	June	July	Aug
$0.00	$0.00	$0.00	$0.00	$0.00	$0.00

1220	1270 preschool	Interest 1410	Local Lic Fees 1610	**City Fines 1620**	Other Local Rev 1910-90	County Fines 2110-30
	$840.00	$567.00			$2,650.00	$22,102.00
$2,700.00	$1,060.00	$627.00				$22,497.00
$150.00	$770.00	$436.00				$20,383.00
		$334.00				$16,049.00

		$333.00			$2,000.00	$13,467.00
	$865.00	$327.00				$15,879.00
$902.00	$1,390.00	$291.00				
$867.00	$955.00	$275.00			$11,178.00	$17,432.00
$1,050.00	$240.00	$609.00			($2,000.00)	$16,612.00
$1,350.00	$10.00	$897.00				$15,795.00
		$763.00				$29,426.00
		$562.00		$17,460.00		
$7,019.00	$6,130.00	$6,021.00	$0.00	$17,460.00	$13,828.00	$189,642.00
$0.00	$2,000.00	$4,000.00	$0.00	$0.00	$45,000.00	$165,000.00
$7,019	$4,130	$2,021	$0	$17,460	-$31,172	$24,642

Ogallala
Financial

March	April	May	June	July	Aug
$0.00	$0.00	$0.00	$0.00	$0.00	$0.00

1220	1270 preschool	Interest 1410	Local Lic Fees 1610	**City Fines 1620**	Other Local Rev 1910-90	County Fines 2110-30
	$840.00	$567.00			$2,650.00	$22,102.00
$2,700.00	$1,060.00	$627.00				$22,497.00
$150.00	$770.00	$436.00				$20,383.00
		$334.00				$16,049.00
		$333.00			$2,000.00	$13,467.00
	$865.00	$327.00				$15,879.00
$902.00	$1,390.00	$291.00				
$867.00	$955.00	$275.00			$11,178.00	$17,432.00
$1,050.00	$240.00	$609.00			($2,000.00)	$16,612.00
$1,350.00	$10.00	$897.00				$15,795.00
		$763.00				$29,426.00
		$562.00		$17,460.00		
$7,019.00	$6,130.00	$6,021.00	$0.00	$17,460.00	$13,828.00	$189,642.00
$0.00	$2,000.00	$4,000.00	$0.00	$0.00	$45,000.00	$165,000.00
$7,019	$4,130	$2,021	$0	$17,460	-$31,172	$24,642

ESU 2210	**SPED School Age**	**SPED 3125**	Homestead	Prop Tax Credit 3131	hal 3135	Pro rate 3180
$0.00	$0.00	$0.00	$0.00	$0.00	$0.00	$0.00
$10,000.00	$785,000.00	$0.00	$0.00	$0.00	$9,000.00	$20,000.00
-$10,000	-$785,000	$0	$0	$0	-$9,000	-$20,000

ESU 2210	**SPED School Age**	**SPED 3125**	Homestead	Prop Tax Credit 3131	hal 3135	Pro rate 3180
$1,000.00						
					$7,942.00	$2,467.00
$165.00	$119,975.00					
	$119,976.00					$2,512.00
	$118,287.00			$149,448.00		
$16,957.00	$119,601.00		$33,821.00			
	$118,677.00		$33,821.00			$11,355.00
	$240,253.00	($119,601.00)	$33,821.00	$149,448.00		
$5,503.00	$128,812.00		$33,821.00			
($18,121.00)			$33,821.00			$5,245.00
			$33,821.00			
$5,504.00	$965,581.00	($119,601.00)	$202,926.00	$298,896.00	$7,942.00	$21,579.00
$10,000.00	$785,000.00	$0.00	$0.00	$0.00	$9,000.00	$20,000.00
-$4,496	$180,581	-$119,601	$202,926	$298,896	-$1,058	$1,579

ESU 2210	**SPED School Age**	**SPED 3125**	Homestead	Prop Tax Credit 3131	hal 3135	Pro rate 3180
$1,000.00						
					$7,942.00	$2,467.00
$165.00	$119,975.00					
	$119,976.00					$2,512.00
	$118,287.00			$149,448.00		
$16,957.00	$119,601.00		$33,821.00			
	$118,677.00		$33,821.00			$11,355.00
	$240,253.00	($119,601.00)	$33,821.00	$149,448.00		
$5,503.00	$128,812.00		$33,821.00			
($18,121.00)			$33,821.00			$5,245.00
			$33,821.00			
$5,504.00	$965,581.00	($119,601.00)	$202,926.00	$298,896.00	$7,942.00	$21,579.00
$10,000.00	$785,000.00	$0.00	$0.00	$0.00	$9,000.00	$20,000.00

-$4,496	$180,581	-$119,601	$202,926	$298,896	-$1,058	$1,579

ESU 2210	**SPED School Age**	**SPED 3125**	Homestead	Prop Tax Credit 3131	hal 3135	Pro rate 3180
$1,000.00						
					$7,942.00	$2,467.00
$165.00	$119,975.00					
	$119,976.00					$2,512.00

	$118,287.00			$149,448.00		
$16,957.00	$119,601.00		$33,821.00			
	$118,677.00		$33,821.00			$11,355.00
	$240,253.00	($119,601.00)	$33,821.00	$149,448.00		
$5,503.00	$128,812.00		$33,821.00			
($18,121.00)			$33,821.00			$5,245.00
			$33,821.00			
$5,504.00	$965,581.00	($119,601.00)	$202,926.00	$298,896.00	$7,942.00	$21,579.00
$10,000.00	$785,000.00	$0.00	$0.00	$0.00	$9,000.00	$20,000.00
-$4,496	$180,581	-$119,601	$202,926	$298,896	-$1,058	$1,579

ESU 2210	**SPED School Age**	**SPED 3125**	Homestead	Prop Tax Credit 3131	hal 3135	Pro rate 3180
$1,000.00						
					$7,942.00	$2,467.00
$165.00	$119,975.00					
	$119,976.00					$2,512.00
	$118,287.00			$149,448.00		
$16,957.00	$119,601.00		$33,821.00			
	$118,677.00		$33,821.00			$11,355.00
	$240,253.00	($119,601.00)	$33,821.00	$149,448.00		
$5,503.00	$128,812.00		$33,821.00			
($18,121.00)			$33,821.00			$5,245.00
			$33,821.00			
$5,504.00	$965,581.00	($119,601.00)	$202,926.00	$298,896.00	$7,942.00	$21,579.00
$10,000.00	$785,000.00	$0.00	$0.00	$0.00	$9,000.00	$20,000.00
-$4,496	$180,581	-$119,601	$202,926	$298,896	-$1,058	$1,579

ESU 2210	**SPED School Age**	**SPED 3125**	Homestead	Prop Tax Credit 3131	hal 3135	Pro rate 3180
$1,000.00						
					$7,942.00	$2,467.00
$165.00	$119,975.00					
	$119,976.00					$2,512.00
	$118,287.00			$149,448.00		
$16,957.00	$119,601.00		$33,821.00			
	$118,677.00		$33,821.00			$11,355.00
	$240,253.00	($119,601.00)	$33,821.00	$149,448.00		
$5,503.00	$128,812.00		$33,821.00			
($18,121.00)			$33,821.00			$5,245.00
			$33,821.00			
$5,504.00	$965,581.00	($119,601.00)	$202,926.00	$298,896.00	$7,942.00	$21,579.00
$10,000.00	$785,000.00	$0.00	$0.00	$0.00	$9,000.00	$20,000.00
-$4,496	$180,581	-$119,601	$202,926	$298,896	-$1,058	$1,579

ESU 2210	**SPED School Age**	**SPED 3125**	Homestead	Prop Tax Credit 3131	hal 3135	Pro rate 3180
$1,000.00						
					$7,942.00	$2,467.00
$165.00	$119,975.00					
	$119,976.00					$2,512.00
	$118,287.00			$149,448.00		
$16,957.00	$119,601.00		$33,821.00			
	$118,677.00		$33,821.00			$11,355.00
	$240,253.00	($119,601.00)	$33,821.00	$149,448.00		
$5,503.00	$128,812.00		$33,821.00			
($18,121.00)			$33,821.00			$5,245.00
			$33,821.00			
$5,504.00	$965,581.00	($119,601.00)	$202,926.00	$298,896.00	$7,942.00	$21,579.00
$10,000.00	$785,000.00	$0.00	$0.00	$0.00	$9,000.00	$20,000.00
-$4,496	$180,581	-$119,601	$202,926	$298,896	-$1,058	$1,579

ESU 2210	**SPED School Age**	**SPED 3125**	Homestead	Prop Tax Credit 3131	hal 3135	Pro rate 3180
$1,000.00						
					$7,942.00	$2,467.00
$165.00	$119,975.00					
	$119,976.00					$2,512.00
	$118,287.00			$149,448.00		
$16,957.00	$119,601.00		$33,821.00			
	$118,677.00		$33,821.00			$11,355.00
	$240,253.00	($119,601.00)	$33,821.00	$149,448.00		
$5,503.00	$128,812.00		$33,821.00			
($18,121.00)			$33,821.00			$5,245.00
			$33,821.00			
$5,504.00	$965,581.00	($119,601.00)	$202,926.00	$298,896.00	$7,942.00	$21,579.00

$10,000.00	$785,000.00	$0.00	$0.00	$0.00	$9,000.00	$20,000.00
-$4,496	$180,581	-$119,601	$202,926	$298,896	-$1,058	$1,579

ESU 2210	**SPED School Age**	**SPED 3125**	Homestead	Prop Tax Credit 3131	hal 3135	Pro rate 3180
$1,000.00						
					$7,942.00	$2,467.00
$165.00	$119,975.00					

	$119,976.00					$2,512.00
	$118,287.00			$149,448.00		
$16,957.00	$119,601.00		$33,821.00			
	$118,677.00		$33,821.00			$11,355.00
	$240,253.00	($119,601.00)	$33,821.00	$149,448.00		
$5,503.00	$128,812.00		$33,821.00			
($18,121.00)			$33,821.00			$5,245.00
			$33,821.00			
$5,504.00	$965,581.00	($119,601.00)	$202,926.00	$298,896.00	$7,942.00	$21,579.00
$10,000.00	$785,000.00	$0.00	$0.00	$0.00	$9,000.00	$20,000.00
-$4,496	$180,581	-$119,601	$202,926	$298,896	-$1,058	$1,579

ESU 2210	**SPED School Age**	**SPED 3125**	Homestead	Prop Tax Credit 3131	hal 3135	Pro rate 3180
$1,000.00						
					$7,942.00	$2,467.00
$165.00	$119,975.00					
	$119,976.00					$2,512.00
	$118,287.00			$149,448.00		
$16,957.00	$119,601.00		$33,821.00			
	$118,677.00		$33,821.00			$11,355.00
	$240,253.00	($119,601.00)	$33,821.00	$149,448.00		
$5,503.00	$128,812.00		$33,821.00			
($18,121.00)			$33,821.00			$5,245.00
			$33,821.00			
$5,504.00	$965,581.00	($119,601.00)	$202,926.00	$298,896.00	$7,942.00	$21,579.00
$10,000.00	$785,000.00	$0.00	$0.00	$0.00	$9,000.00	$20,000.00
-$4,496	$180,581	-$119,601	$202,926	$298,896	-$1,058	$1,579

Apportion 3200	**In Lieu 3300**	St. Cat. 3500	Distance Ed. 3511	Early	Other State3990	**Title I 4200**
$0.00	$0.00	$0.00	$0.00		$0.00	$0.00
$140,000.00	$5,000.00	$2,000.00	$0.00		$0.00	$125,000.00
-$140,000	-$5,000	-$2,000	$0			-$125,000

Apportion 3200	**In Lieu 3300**	St. Cat. 3500	Distance Ed. 3511	Early	Other State3990	**Title I 4200**
			$1,000.00			$22,314.00
		$7,525.00				
$135,165.00						
	$2,919.00					$89,677.00
	$173,856.00					
$135,165.00	$176,775.00	$7,525.00	$1,000.00		$0.00	$111,991.00
$140,000.00	$5,000.00	$2,000.00	$0.00		$0.00	$125,000.00
-$4,835	$171,775	$5,525	$1,000			-$13,009

Apportion 3200	**In Lieu 3300**	St. Cat. 3500	Distance Ed. 3511	Early	Other State3990	**Title I 4200**
			$1,000.00			$22,314.00
		$7,525.00				
$135,165.00						
	$2,919.00					$89,677.00
	$173,856.00					
$135,165.00	$176,775.00	$7,525.00	$1,000.00		$0.00	$111,991.00
$140,000.00	$5,000.00	$2,000.00	$0.00		$0.00	$125,000.00

-$4,835	$171,775	$5,525	$1,000			-$13,009

Apportion 3200	**In Lieu 3300**	St. Cat. 3500	Distance Ed. 3511	Early	Other State3990	**Title I 4200**
			$1,000.00			$22,314.00
		$7,525.00				

$135,165.00						
	$2,919.00					$89,677.00
	$173,856.00					
$135,165.00	$176,775.00	$7,525.00	$1,000.00		$0.00	$111,991.00
$140,000.00	$5,000.00	$2,000.00	$0.00		$0.00	$125,000.00
-$4,835	$171,775	$5,525	$1,000			-$13,009

Apportion 3200	**In Lieu 3300**	St. Cat. 3500	Distance Ed. 3511	Early	Other State3990	**Title I 4200**
			$1,000.00			$22,314.00
		$7,525.00				
$135,165.00						
	$2,919.00					$89,677.00
	$173,856.00					
$135,165.00	$176,775.00	$7,525.00	$1,000.00		$0.00	$111,991.00
$140,000.00	$5,000.00	$2,000.00	$0.00		$0.00	$125,000.00
-$4,835	$171,775	$5,525	$1,000			-$13,009

Apportion 3200	**In Lieu 3300**	St. Cat. 3500	Distance Ed. 3511	Early	Other State3990	**Title I 4200**
			$1,000.00			$22,314.00
		$7,525.00				
$135,165.00						
	$2,919.00					$89,677.00
	$173,856.00					
$135,165.00	$176,775.00	$7,525.00	$1,000.00		$0.00	$111,991.00
$140,000.00	$5,000.00	$2,000.00	$0.00		$0.00	$125,000.00
-$4,835	$171,775	$5,525	$1,000			-$13,009

Apportion 3200	**In Lieu 3300**	St. Cat. 3500	Distance Ed. 3511	Early	Other State3990	**Title I 4200**
			$1,000.00			$22,314.00
		$7,525.00				
$135,165.00						
	$2,919.00					$89,677.00
	$173,856.00					
$135,165.00	$176,775.00	$7,525.00	$1,000.00		$0.00	$111,991.00
$140,000.00	$5,000.00	$2,000.00	$0.00		$0.00	$125,000.00
-$4,835	$171,775	$5,525	$1,000			-$13,009

Apportion 3200	**In Lieu 3300**	St. Cat. 3500	Distance Ed. 3511	Early	Other State3990	**Title I 4200**
			$1,000.00			$22,314.00
		$7,525.00				
$135,165.00						
	$2,919.00					$89,677.00
	$173,856.00					
$135,165.00	$176,775.00	$7,525.00	$1,000.00		$0.00	$111,991.00

$140,000.00	$5,000.00	$2,000.00	$0.00		$0.00	$125,000.00
-$4,835	$171,775	$5,525	$1,000			-$13,009

Apportion 3200	**In Lieu 3300**	St. Cat. 3500	Distance Ed. 3511	Early	Other State3990	**Title I 4200**
			$1,000.00			$22,314.00

		$7,525.00				
$135,165.00						
	$2,919.00					$89,677.00
	$173,856.00					
$135,165.00	$176,775.00	$7,525.00	$1,000.00		$0.00	$111,991.00
$140,000.00	$5,000.00	$2,000.00	$0.00		$0.00	$125,000.00
-$4,835	$171,775	$5,525	$1,000			-$13,009

Apportion 3200	**In Lieu 3300**	St. Cat. 3500	Distance Ed. 3511	Early	Other State3990	**Title I 4200**
			$1,000.00			$22,314.00
		$7,525.00				
$135,165.00						
	$2,919.00					$89,677.00
	$173,856.00					
$135,165.00	$176,775.00	$7,525.00	$1,000.00		$0.00	$111,991.00
$140,000.00	$5,000.00	$2,000.00	$0.00		$0.00	$125,000.00
-$4,835	$171,775	$5,525	$1,000			-$13,009

Title I Acct. 4210	TITLE II A 4310	TITLE V 4320	IDEA Base 4404-4406	IDEA 4410	4411	4415
$0.00	$0.00	$0.00	$0.00	$0.00	$0.00	
$0.00	$100,000.00		$200,000.00	$0.00	$0.00	
$0	-$100,000	$0	-$200,000	$0	$0	

Title I Acct. 4210	TITLE II A 4310	TITLE V 4320	IDEA Base 4404-4406	IDEA 4410	4411	4415
	$3,139.00			$12,917.00		
	$2,609.00					
	$22,182.00					
			$76,685.00	$116,041.00		
			$28,965.00		$8,723.00	
			$906.00			
$0.00	$27,930.00	$0.00	$106,556.00	$128,958.00	$8,723.00	
$0.00	$100,000.00		$200,000.00	$0.00	$0.00	
$0	-$72,070	$0	-$93,444	$128,958	$8,723	

Title I Acct. 4210	TITLE II A 4310	TITLE V 4320	IDEA Base 4404-4406	IDEA 4410	4411	4415
	$3,139.00			$12,917.00		
	$2,609.00					
	$22,182.00					
			$76,685.00	$116,041.00		
			$28,965.00		$8,723.00	
			$906.00			
$0.00	$27,930.00	$0.00	$106,556.00	$128,958.00	$8,723.00	
$0.00	$100,000.00		$200,000.00	$0.00	$0.00	

$0	-$72,070	$0	-$93,444	$128,958	$8,723	

Title I Acct. 4210	TITLE II A 4310	TITLE V 4320	IDEA Base 4404-4406	IDEA 4410	4411	4415
	$3,139.00			$12,917.00		
	$2,609.00					

	$22,182.00					
			$76,685.00	$116,041.00		
			$28,965.00		$8,723.00	
			$906.00			
$0.00	$27,930.00	$0.00	$106,556.00	$128,958.00	$8,723.00	
$0.00	$100,000.00		$200,000.00	$0.00	$0.00	
$0	-$72,070	$0	-$93,444	$128,958	$8,723	

Title I Acct. 4210	TITLE II A 4310	TITLE V 4320	IDEA Base 4404-4406	IDEA 4410	4411	4415
	$3,139.00			$12,917.00		
	$2,609.00					
	$22,182.00					
			$76,685.00	$116,041.00		
			$28,965.00		$8,723.00	
			$906.00			
$0.00	$27,930.00	$0.00	$106,556.00	$128,958.00	$8,723.00	
$0.00	$100,000.00		$200,000.00	$0.00	$0.00	
$0	-$72,070	$0	-$93,444	$128,958	$8,723	

Title I Acct. 4210	TITLE II A 4310	TITLE V 4320	IDEA Base 4404-4406	IDEA 4410	4411	4415
	$3,139.00			$12,917.00		
	$2,609.00					
	$22,182.00					
			$76,685.00	$116,041.00		
			$28,965.00		$8,723.00	
			$906.00			
$0.00	$27,930.00	$0.00	$106,556.00	$128,958.00	$8,723.00	
$0.00	$100,000.00		$200,000.00	$0.00	$0.00	
$0	-$72,070	$0	-$93,444	$128,958	$8,723	

Title I Acct. 4210	TITLE II A 4310	TITLE V 4320	IDEA Base 4404-4406	IDEA 4410	4411	4415
	$3,139.00			$12,917.00		
	$2,609.00					
	$22,182.00					
			$76,685.00	$116,041.00		
			$28,965.00		$8,723.00	
			$906.00			
$0.00	$27,930.00	$0.00	$106,556.00	$128,958.00	$8,723.00	
$0.00	$100,000.00		$200,000.00	$0.00	$0.00	
$0	-$72,070	$0	-$93,444	$128,958	$8,723	

Title I Acct. 4210	TITLE II A 4310	TITLE V 4320	IDEA Base 4404-4406	IDEA 4410	4411	4415
	$3,139.00			$12,917.00		
	$2,609.00					
	$22,182.00					
			$76,685.00	$116,041.00		
			$28,965.00		$8,723.00	
			$906.00			
$0.00	$27,930.00	$0.00	$106,556.00	$128,958.00	$8,723.00	

$0.00	$100,000.00		$200,000.00	$0.00	$0.00	
$0	-$72,070	$0	-$93,444	$128,958	$8,723	

Title I Acct. 4210	TITLE II A 4310	TITLE V 4320	IDEA Base 4404-4406	IDEA 4410	4411	4415
	$3,139.00			$12,917.00		
	$2,609.00					

	$22,182.00					
			$76,685.00	$116,041.00		
			$28,965.00		$8,723.00	
			$906.00			
$0.00	$27,930.00	$0.00	$106,556.00	$128,958.00	$8,723.00	
$0.00	$100,000.00		$200,000.00	$0.00	$0.00	
$0	-$72,070	$0	-$93,444	$128,958	$8,723	

Title I Acct. 4210	TITLE II A 4310	TITLE V 4320	IDEA Base 4404-4406	IDEA 4410	4411	4415
	$3,139.00			$12,917.00		
	$2,609.00					
	$22,182.00					
			$76,685.00	$116,041.00		
			$28,965.00		$8,723.00	
			$906.00			
$0.00	$27,930.00	$0.00	$106,556.00	$128,958.00	$8,723.00	
$0.00	$100,000.00		$200,000.00	$0.00	$0.00	
$0	-$72,070	$0	-$93,444	$128,958	$8,723	

Medicaid 4450	Mecca 4455	Fed Stab 4599/4580	ARRA 4610	ARRA 4611	Perkins 4700	ARRA Title 4810
$0.00	$0.00	$0.00	$0.00	$0.00	$0.00	$0.00
$1,000.00	$50,000.00	$0.00	$0.00	$0.00	$5,000.00	$0.00
-$1,000	-$50,000	$0	$0	$0	-$5,000	$0

Medicaid 4450	Mecca 4455	Fed Stab 4599/4580	ARRA 4610	ARRA 4611	Perkins 4700	ARRA Title 4810
$56.00		$500.00				
$18.00						
$869.00						
		$12,261.00				
$156.00	$8,636.00					
$1,315.00						
$1,784.00	$7,677.00					
$427.00						
$1,764.00						
	$6,629.00					
$577.00	$6,584.00					
$6,966.00	$29,526.00	$12,761.00	$0.00	$0.00	$0.00	$0.00
$1,000.00	$50,000.00	$0.00	$0.00	$0.00	$5,000.00	$0.00
$5,966	-$20,474	$12,761	$0	$0	-$5,000	$0

Medicaid 4450	Mecca 4455	Fed Stab 4599/4580	ARRA 4610	ARRA 4611	Perkins 4700	ARRA Title 4810
$56.00		$500.00				
$18.00						
$869.00						
		$12,261.00				
$156.00	$8,636.00					
$1,315.00						
$1,784.00	$7,677.00					
$427.00						
$1,764.00						
	$6,629.00					
$577.00	$6,584.00					
$6,966.00	$29,526.00	$12,761.00	$0.00	$0.00	$0.00	$0.00
$1,000.00	$50,000.00	$0.00	$0.00	$0.00	$5,000.00	$0.00

$5,966	-$20,474	$12,761	$0	$0	-$5,000	$0

Medicaid 4450	Mecca 4455	Fed Stab 4599/4580	ARRA 4610	ARRA 4611	Perkins 4700	ARRA Title 4810
$56.00		$500.00				
$18.00						
$869.00						
		$12,261.00				
$156.00	$8,636.00					

$1,315.00						
$1,784.00	$7,677.00					
$427.00						
$1,764.00						
	$6,629.00					
$577.00	$6,584.00					
$6,966.00	$29,526.00	$12,761.00	$0.00	$0.00	$0.00	$0.00
$1,000.00	$50,000.00	$0.00	$0.00	$0.00	$5,000.00	$0.00
$5,966	-$20,474	$12,761	$0	$0	-$5,000	$0

Medicaid 4450	Mecca 4455	Fed Stab 4599/4580	ARRA 4610	ARRA 4611	Perkins 4700	ARRA Title 4810
$56.00		$500.00				
$18.00						
$869.00						
		$12,261.00				
$156.00	$8,636.00					
$1,315.00						
$1,784.00	$7,677.00					
$427.00						
$1,764.00						
	$6,629.00					
$577.00	$6,584.00					
$6,966.00	$29,526.00	$12,761.00	$0.00	$0.00	$0.00	$0.00
$1,000.00	$50,000.00	$0.00	$0.00	$0.00	$5,000.00	$0.00
$5,966	-$20,474	$12,761	$0	$0	-$5,000	$0

Medicaid 4450	Mecca 4455	Fed Stab 4599/4580	ARRA 4610	ARRA 4611	Perkins 4700	ARRA Title 4810
$56.00		$500.00				
$18.00						
$869.00						
		$12,261.00				
$156.00	$8,636.00					
$1,315.00						
$1,784.00	$7,677.00					
$427.00						
$1,764.00						
	$6,629.00					
$577.00	$6,584.00					
$6,966.00	$29,526.00	$12,761.00	$0.00	$0.00	$0.00	$0.00
$1,000.00	$50,000.00	$0.00	$0.00	$0.00	$5,000.00	$0.00
$5,966	-$20,474	$12,761	$0	$0	-$5,000	$0

Medicaid 4450	Mecca 4455	Fed Stab 4599/4580	ARRA 4610	ARRA 4611	Perkins 4700	ARRA Title 4810
$56.00		$500.00				
$18.00						
$869.00						
		$12,261.00				
$156.00	$8,636.00					
$1,315.00						
$1,784.00	$7,677.00					
$427.00						
$1,764.00						
	$6,629.00					
$577.00	$6,584.00					
$6,966.00	$29,526.00	$12,761.00	$0.00	$0.00	$0.00	$0.00
$1,000.00	$50,000.00	$0.00	$0.00	$0.00	$5,000.00	$0.00
$5,966	-$20,474	$12,761	$0	$0	-$5,000	$0

Medicaid 4450	Mecca 4455	Fed Stab 4599/4580	ARRA 4610	ARRA 4611	Perkins 4700	ARRA Title 4810
$56.00		$500.00				
$18.00						
$869.00						
		$12,261.00				
$156.00	$8,636.00					
$1,315.00						
$1,784.00	$7,677.00					
$427.00						
$1,764.00						
	$6,629.00					
$577.00	$6,584.00					
$6,966.00	$29,526.00	$12,761.00	$0.00	$0.00	$0.00	$0.00

$1,000.00	$50,000.00	$0.00	$0.00	$0.00	$5,000.00	$0.00
$5,966	-$20,474	$12,761	$0	$0	-$5,000	$0

Medicaid 4450	Mecca 4455	Fed Stab 4599/4580	ARRA 4610	ARRA 4611	Perkins 4700	ARRA Title 4810
$56.00		$500.00				
$18.00						
$869.00						
		$12,261.00				

$156.00	$8,636.00					
$1,315.00						
$1,784.00	$7,677.00					
$427.00						
$1,764.00						
	$6,629.00					
$577.00	$6,584.00					
$6,966.00	$29,526.00	$12,761.00	$0.00	$0.00	$0.00	$0.00
$1,000.00	$50,000.00	$0.00	$0.00	$0.00	$5,000.00	$0.00
$5,966	-$20,474	$12,761	$0	$0	-$5,000	$0

Medicaid 4450	Mecca 4455	Fed Stab 4599/4580	ARRA 4610	ARRA 4611	Perkins 4700	ARRA Title 4810
$56.00		$500.00				
$18.00						
$869.00						
		$12,261.00				
$156.00	$8,636.00					
$1,315.00						
$1,784.00	$7,677.00					
$427.00						
$1,764.00						
	$6,629.00					
$577.00	$6,584.00					
$6,966.00	$29,526.00	$12,761.00	$0.00	$0.00	$0.00	$0.00
$1,000.00	$50,000.00	$0.00	$0.00	$0.00	$5,000.00	$0.00
$5,966	-$20,474	$12,761	$0	$0	-$5,000	$0

Erate 4850	4,910	4,968	ESU 4990	4991	Categorical 4995	Insurance 5300
$0.00			$0.00	$0.00	$0.00	$0.00
$0.00	$45,000.00		$35,000.00			$1,000.00
$0			-$35,000			-$1,000

Erate 4850	4,910	4,968	ESU 4990	4991	Categorical 4995	Insurance 5300
			$560.00			
	$4,129.00	$26,006.00		$21,116.00	$3,422.00	
$3,091.00		$13,832.00			$1,983.00	
			$6,360.00			
			$250.00			
$3,091.00			$7,170.00	$21,116.00	$5,405.00	$0.00
$0.00	$45,000.00		$35,000.00			$1,000.00
$3,091			-$27,830			-$1,000

Erate 4850	4,910	4,968	ESU 4990	4991	Categorical 4995	Insurance 5300
			$560.00			
	$4,129.00	$26,006.00		$21,116.00	$3,422.00	
$3,091.00		$13,832.00			$1,983.00	
			$6,360.00			
			$250.00			
$3,091.00			$7,170.00	$21,116.00	$5,405.00	$0.00
$0.00	$45,000.00		$35,000.00			$1,000.00

$3,091			-$27,830			-$1,000

Erate 4850	4,910	4,968	ESU 4990	4991	Categorical 4995	Insurance 5300
			$560.00			

	$4,129.00	$26,006.00		$21,116.00	$3,422.00	
$3,091.00		$13,832.00			$1,983.00	
			$6,360.00			
			$250.00			
$3,091.00			$7,170.00	$21,116.00	$5,405.00	$0.00
$0.00	$45,000.00		$35,000.00			$1,000.00
$3,091			-$27,830			-$1,000

Erate 4850	4,910	4,968	ESU 4990	4991	Categorical 4995	Insurance 5300
			$560.00			
	$4,129.00	$26,006.00		$21,116.00	$3,422.00	
$3,091.00		$13,832.00			$1,983.00	
			$6,360.00			
			$250.00			
$3,091.00			$7,170.00	$21,116.00	$5,405.00	$0.00
$0.00	$45,000.00		$35,000.00			$1,000.00
$3,091			-$27,830			-$1,000

Erate 4850	4,910	4,968	ESU 4990	4991	Categorical 4995	Insurance 5300
			$560.00			
	$4,129.00	$26,006.00		$21,116.00	$3,422.00	
$3,091.00		$13,832.00			$1,983.00	
			$6,360.00			
			$250.00			
$3,091.00			$7,170.00	$21,116.00	$5,405.00	$0.00
$0.00	$45,000.00		$35,000.00			$1,000.00
$3,091			-$27,830			-$1,000

Erate 4850	4,910	4,968	ESU 4990	4991	Categorical 4995	Insurance 5300
			$560.00			
	$4,129.00	$26,006.00		$21,116.00	$3,422.00	
$3,091.00		$13,832.00			$1,983.00	
			$6,360.00			
			$250.00			
$3,091.00			$7,170.00	$21,116.00	$5,405.00	$0.00
$0.00	$45,000.00		$35,000.00			$1,000.00
$3,091			-$27,830			-$1,000

Erate 4850	4,910	4,968	ESU 4990	4991	Categorical 4995	Insurance 5300
			$560.00			
	$4,129.00	$26,006.00		$21,116.00	$3,422.00	
$3,091.00		$13,832.00			$1,983.00	
			$6,360.00			
			$250.00			
$3,091.00			$7,170.00	$21,116.00	$5,405.00	$0.00

$0.00	$45,000.00		$35,000.00			$1,000.00
$3,091			-$27,830			-$1,000

Erate 4850			ESU 4990	4991	Categorical 4995	Insurance 5300
	4,910	**4,968**				

			$560.00			
	$4,129.00	$26,006.00		$21,116.00	$3,422.00	
$3,091.00		$13,832.00			$1,983.00	
			$6,360.00			
			$250.00			
$3,091.00			$7,170.00	$21,116.00	$5,405.00	$0.00
$0.00	$45,000.00		$35,000.00			$1,000.00
$3,091			-$27,830			-$1,000

Erate 4850	4,910	4,968	ESU 4990	4991	Categorical 4995	Insurance 5300
			$560.00			
	$4,129.00	$26,006.00		$21,116.00	$3,422.00	
$3,091.00		$13,832.00			$1,983.00	
			$6,360.00			
			$250.00			
$3,091.00			$7,170.00	$21,116.00	$5,405.00	$0.00
$0.00	$45,000.00		$35,000.00			$1,000.00
$3,091			-$27,830			-$1,000

Sale of prop 5400	**5500**	**Miscell.**	non rev 5690	lit lrnr	transfer in	GED
$0.00	$0.00	$0.00	$0.00	$0.00	$0.00	$0.00
$1,000.00			$20,000.00			
-$1,000	$0	$0	-$20,000	$0	$0	$0

Sale of prop 5400	**5500**	**Miscell.**	non rev 5690	lit lrnr	transfer in	GED
			$534.00			
			$75.00			
			$10,695.00			
			$1,567.00			
			$8,692.00			
			$415.00			
			$50.00			
			$4,720.00			
$5,360.00			$214.00			
$32,693.00			$4,033.00			
$38,053.00	$0.00	$0.00	$30,995.00	$0.00	$0.00	$0.00
$1,000.00			$20,000.00			
$37,053	$0	$0	$10,995	$0	$0	$0

Sale of prop 5400	**5500**	**Miscell.**	non rev 5690	lit lrnr	transfer in	GED
			$534.00			
			$75.00			
			$10,695.00			
			$1,567.00			
			$8,692.00			
			$415.00			
			$50.00			
			$4,720.00			
$5,360.00			$214.00			
$32,693.00			$4,033.00			
$38,053.00	$0.00	$0.00	$30,995.00	$0.00	$0.00	$0.00
$1,000.00			$20,000.00			

$37,053	$0	$0	$10,995	$0	$0	$0

Sale of prop 5400	**5500**	**Miscell.**	non rev 5690	lit lrnr	transfer in	GED
			$534.00			
			$75.00			
			$10,695.00			
			$1,567.00			
			$8,692.00			

			$415.00			
			$50.00			
			$4,720.00			
$5,360.00			$214.00			
$32,693.00			$4,033.00			
$38,053.00	$0.00	$0.00	$30,995.00	$0.00	$0.00	$0.00
$1,000.00			$20,000.00			
$37,053	$0	$0	$10,995	$0	$0	$0

Sale of prop 5400	**5500**	**Miscell.**	non rev 5690	lit lrnr	transfer in	GED
			$534.00			
			$75.00			
			$10,695.00			
			$1,567.00			
			$8,692.00			
			$415.00			
			$50.00			
			$4,720.00			
$5,360.00			$214.00			
$32,693.00			$4,033.00			
$38,053.00	$0.00	$0.00	$30,995.00	$0.00	$0.00	$0.00
$1,000.00			$20,000.00			
$37,053	$0	$0	$10,995	$0	$0	$0

Sale of prop 5400	**5500**	**Miscell.**	non rev 5690	lit lrnr	transfer in	GED
			$534.00			
			$75.00			
			$10,695.00			
			$1,567.00			
			$8,692.00			
			$415.00			
			$50.00			
			$4,720.00			
$5,360.00			$214.00			
$32,693.00			$4,033.00			
$38,053.00	$0.00	$0.00	$30,995.00	$0.00	$0.00	$0.00
$1,000.00			$20,000.00			
$37,053	$0	$0	$10,995	$0	$0	$0

Sale of prop 5400	**5500**	**Miscell.**	non rev 5690	lit lrnr	transfer in	GED
			$534.00			
			$75.00			
			$10,695.00			
			$1,567.00			
			$8,692.00			
			$415.00			
			$50.00			
			$4,720.00			
$5,360.00			$214.00			
$32,693.00			$4,033.00			
$38,053.00	$0.00	$0.00	$30,995.00	$0.00	$0.00	$0.00
$1,000.00			$20,000.00			
$37,053	$0	$0	$10,995	$0	$0	$0

Sale of prop 5400	**5500**	**Miscell.**	non rev 5690	lit lrnr	transfer in	GED
			$534.00			
			$75.00			
			$10,695.00			
			$1,567.00			
			$8,692.00			
			$415.00			
			$50.00			
			$4,720.00			
$5,360.00			$214.00			
$32,693.00			$4,033.00			
$38,053.00	$0.00	$0.00	$30,995.00	$0.00	$0.00	$0.00

$1,000.00			$20,000.00			
$37,053	$0	$0	$10,995	$0	$0	$0

Sale of prop 5400	**5500**	**Miscell.**	non rev 5690	lit lrnr	transfer in	GED
			$534.00			
			$75.00			
			$10,695.00			
			$1,567.00			

			$8,692.00			
			$415.00			
			$50.00			
			$4,720.00			
$5,360.00			$214.00			
$32,693.00			$4,033.00			
$38,053.00	$0.00	$0.00	$30,995.00	$0.00	$0.00	$0.00
$1,000.00			$20,000.00			
$37,053	$0	$0	$10,995	$0	$0	$0

Sale of prop 5400	**5500**	**Miscell.**	non rev 5690	lit lrnr	transfer in	GED
			$534.00			
			$75.00			
			$10,695.00			
			$1,567.00			
			$8,692.00			
			$415.00			
			$50.00			
			$4,720.00			
$5,360.00			$214.00			
$32,693.00			$4,033.00			
$38,053.00	$0.00	$0.00	$30,995.00	$0.00	$0.00	$0.00
$1,000.00			$20,000.00			
$37,053	$0	$0	$10,995	$0	$0	$0

grant 9000
$0.00
$0

grant 9000
$327.00
$563.00
$9,955.00
$250.00
$31.00
$760.00
$11,886.00
$11,886

grant 9000
$327.00
$563.00
$9,955.00
$250.00
$31.00
$760.00
$11,886.00

$11,886

grant 9000
$327.00
$563.00
$9,955.00

$250.00
$31.00
$760.00
$11,886.00
$11,886

grant 9000
$327.00
$563.00
$9,955.00
$250.00
$31.00
$760.00
$11,886.00
$11,886

grant 9000
$327.00
$563.00
$9,955.00
$250.00
$31.00
$760.00
$11,886.00
$11,886

grant 9000
$327.00
$563.00
$9,955.00
$250.00
$31.00
$760.00
$11,886.00
$11,886

grant 9000
$327.00
$563.00
$9,955.00
$250.00
$31.00
$760.00
$11,886.00

$11,886

grant 9000
$327.00
$563.00
$9,955.00

$250.00
$31.00
$760.00
$11,886.00
$11,886

grant 9000
$327.00
$563.00
$9,955.00
$250.00
$31.00
$760.00
$11,886.00
$11,886

Disbursements

Budget

	September	October	November	December	January	February
Projected Exp	$0	$0	$0	$0	$0	$0
Actual Exp	$0	$0	$0	$0	$0	$0
Difference	$0	$0	$0	$0	$0	$0
Cumulative	$0	$0	$0	$0	$0	$0
% Spent	#DIV/0!	#DIV/0!	#DIV/0!	#DIV/0!	#DIV/0!	#DIV/0!

	March	April	May	June	July	August
Projected Exp	$0	$0	$0	$0	$0	$0
Actual Exp	$0	$0	$0	$0	$0	$0
Difference	$0	$0	$0	$0	$0	$0
Cumulative	$0	$0	$0	$0	$0	$0
% Spent	#DIV/0!	#DIV/0!	#DIV/0!	#DIV/0!	#DIV/0!	#DIV/0!

Month	Expenditures	Spent	of Budget	Budget Spent	Notes
September		$0	#DIV/0!	8.33%	
October		$0	#DIV/0!	16.67%	
November		$0	#DIV/0!	25.00%	
December		$0	#DIV/0!	33.33%	
January		$0	#DIV/0!	41.67%	
February		$0	#DIV/0!	50.00%	
March		$0	#DIV/0!	58.33%	
April		$0	#DIV/0!	66.67%	
May		$0	#DIV/0!	75.00%	
June		$0	#DIV/0!	83.33%	
July		$0	#DIV/0!	91.67%	
August		$0	#DIV/0!	100.00%	
Total					

Budgeted

month

Sample only=

	General Fund			Special Building		
	Local Taxes	Other Taxes	Total Taxes	Local Taxes	Other Taxes	Total Taxes
09/20	2,098,625.85	152,090.34	2,250,716.19	130,468.71	82.79	130,551.50
10/20	299,421.95	125,304.15	424,726.10	18,656.35	321.48	18,977.83
11/20	129,618.46	149,153.09	278,771.55	8,118.46	14.18	8,132.64
12/20	50,773.73	115,909.73	166,683.46	3,140.41	0.00	3,140.41
1/21	1,340,991.65	168,360.42	1,509,352.07	53,996.92	577.56	54,574.48
2/21	1,709,134.45	124,514.45	1,833,648.90	67,510.37	26.12	67,536.49
3/21	438,977.39	125,966.19	564,943.58	16,655.98	1,645.46	18,301.44
4/21	5,538,115.08	182,945.58	5,721,060.66	215,306.70	2,362.47	217,669.17
5/21	2,354,554.69	150,209.29	2,504,763.98	90,102.46	3,757.15	93,859.61
6/21	829,280.57	166,135.52	995,416.09	31,708.98	2,197.48	33,906.46
7/21	274,401.20	167,876.91	442,278.11	9,585.39	2,047.20	11,632.59
8/21	3,924,688.56	185,140.02	4,109,828.58	151,857.06	1,718.61	153,575.67
20-21	**18,988,583.58**	**1,813,605.69**	**20,802,189.27**	**797,107.79**	**14,750.50**	**811,858.29**
Budgeted	$18,925,994.00			$732,323.00		
Diff	$62,589.58			$64,784.79		

	Local Taxes	Other Taxes	Total Taxes	Local Taxes	Other Taxes	Total Taxes
9/21	1,855,070.28	138,580.96	1,993,651.24	71,771.11	66.67	71,837.78
10/21	253,947.00	130,810.93	384,757.93	9,822.16	266.51	10,088.67
11/21	113,394.09	125,946.83	239,340.92	4,397.33	0.00	4,397.33
12/21	81,230.47	137,202.60	218,433.07	2,933.39	0.00	2,933.39
1/22	2,175,778.26	152,579.73	2,328,357.99	76,027.25	423.55	76,450.80
2/22	1,635,871.26	120,234.14	1,756,105.40	57,049.05	0.00	57,049.05
3/22	505,206.72	155,556.84	660,763.56	17,533.97	1,813.92	19,347.89
4/22	6,361,715.25	208,061.97	6,569,777.22	221,589.72	2,511.67	224,101.39
5/22	2,041,205.29	252,145.88	2,293,351.17	71,010.59	3,707.12	74,717.71
6/22	386,766.33	194,040.49	580,806.82	13,456.77	1,862.05	15,318.82
7/22	212,775.63	197,131.41	409,907.04	7,384.97	2,232.52	9,617.49
8/22	4,039,265.34	194,651.24	4,233,916.58	140,526.43	1,898.36	142,424.79
21-22	**19,662,225.92**	**2,006,943.02**	**21,669,168.94**	**693,502.74**	**14,782.37**	**708,285.11**
Budgeted	$20,322,098.00			$707,071.00		
Diff	-$659,872.08			-$13,568.26		

	Local Taxes	Other Taxes	Total Taxes	Local Taxes	Other Taxes	Total Taxes
9/22	1,856,847.46	130,502.88	1,987,350.34	64,595.83	26.66	64,622.49
10/22	557,435.63	121,198.67	678,634.30	18,573.65	216.19	18,789.84
11/22	110,477.11	144,180.60	254,657.71	3,853.58	0.00	3,853.58
12/22	30,615.25	138,250.78	168,866.03	1,064.23	0.00	1,064.23
1/23	1,948,505.26	147,865.38	2,096,370.64	45,949.68	188.94	46,138.62
2/23	1,986,673.81	127,045.45	2,113,719.26	46,820.89	8.65	46,829.54
3/23	623,794.40	163,616.20	787,410.60	14,677.79	1,461.61	16,139.40

4/23	6,728,136.04	238,834.37	6,966,970.41	157,549.87	2,011.03	159,560.90
5/23	2,137,961.97	255,594.78	2,393,556.75	49,855.77	2,745.77	52,601.54
6/23	486,253.26	199,801.07	686,054.33	11,354.35	1,409.67	12,764.02
7/23	229,055.41	187,833.83	416,889.24	4,762.26	1,727.05	6,489.31
8/23	4,349,196.67	208,475.47	4,557,672.14	101,356.81	1,699.32	103,056.13
22-23	**21,044,952.27**	**2,063,199.48**	**23,108,151.75**	**520,414.71**	**11,494.89**	**531,909.60**
Levied	$21,669,860.00			$505,051.00		
Diff	-$624,907.73			$15,363.71		

	Local Taxes	Other Taxes	Total Taxes	Local Taxes	Other Taxes	Total Taxes
9/23	2,217,156.59	149,173.67	2,366,330.26	51,678.00	21.98	51,699.98
10/23	263,284.51	133,986.80	397,271.31	6,136.02	34.13	6,170.15
11/23	83,470.78	18.94	83,489.72	1,179.55	3,029.91	4,209.46
12/23	58,828.81	136,710.96	195,539.77	1,370.89	12.73	1,383.62
1/24		0.00			0.00	
2/24		0.00			0.00	
3/24		0.00			0.00	
4/24		0.00			0.00	
5/24		0.00			0.00	
6/24		0.00			0.00	
7/24		0.00			0.00	
8/24		0.00			0.00	
22-23	**2,622,740.69**	**419,890.37**	**3,042,631.06**	**60,364.46**	**3,098.75**	**63,463.21**
Levied						
Diff	$2,622,740.69			$60,364.46		

Bond Fund			QCPUF			
Local Taxes	Other Taxes	Total Taxes	Local Taxes	Other Taxes	Total Taxes	Monthly Total
259,146.27	147.48	259,293.75	68,122.56	41.96	68,164.52	2,708,725.96
35,068.68	718.04	35,786.72	9,668.19	176.49	9,844.68	489,335.33
17,921.15	25.26	17,946.41	4,584.33	7.19	4,591.52	309,442.12
6,567.80	0.00	6,567.80	1,688.64	0.00	1,688.64	178,080.31
144,437.88	1,304.54	145,742.42	41,304.94	318.40	41,623.34	1,751,292.31
185,763.25	46.53	185,809.78	49,800.19	13.24	49,813.43	2,136,808.60
52,969.23	4,813.37	57,782.60	13,226.88	1,206.53	14,433.41	655,461.03
679,701.69	6,754.38	686,456.07	169,035.94	1,659.69	170,695.63	6,795,881.53
222,845.77	4,862.55	227,708.32	63,836.39	2,483.36	66,319.75	2,892,651.66
74,999.08	4,817.41	79,816.49	21,902.07	1,582.10	23,484.17	1,132,623.21
31,699.63	5,936.84	37,636.47	7,911.75	1,500.01	9,411.76	500,958.93
493,608.80	4,989.62	498,598.42	119,330.78	1,257.02	120,587.80	4,882,590.47
2,204,729.23	**34,416.02**	**2,239,145.25**	**570,412.66**	**10,245.99**	**580,658.65**	**24,433,851.46**
$2,129,556.00			$556,094.00			
$75,173.23			$14,318.66			

Local Taxes	Other Taxes	Total Taxes	Local Taxes	Other Taxes	Total Taxes	Monthly Total
174,332.79	151.45	174,484.24	50,032.99	45.35	50,078.34	2,290,051.60
23,891.09	725.56	24,616.65	6,880.50	202.74	7,083.24	426,546.49
10,975.16	0.00	10,975.16	3,103.74	0.00	3,103.74	257,817.15
7,455.13	0.00	7,455.13	2,167.42	0.00	2,167.42	230,989.01
204,092.30	1,234.70	205,327.00	58,773.33	322.43	59,095.76	2,669,231.55
167,772.02	0.00	167,772.02	44,658.82	0.00	44,658.82	2,025,585.29
57,176.20	5,041.44	62,217.64	15,364.39	1,360.84	16,725.23	759,054.32
716,617.81	8,237.94	724,855.75	180,368.78	1,824.08	182,192.86	7,700,927.22
175,314.94	9,815.83	185,130.77	50,118.62	2,640.90	52,759.52	2,605,959.17
34,676.45	5,652.69	40,329.14	9,970.35	1,394.19	11,364.54	647,819.32
21,520.49	6,812.79	28,333.28	5,562.40	1,692.52	7,254.92	455,112.73
489,218.50	5,765.97	494,984.47	116,656.93	1,115.35	117,772.28	4,989,098.12
2,083,042.88	**43,438.37**	**2,126,481.25**	**543,658.27**	**10,598.40**	**554,256.67**	**25,058,191.97**
$2,124,517.00			$555,710.00			
-$41,474.12			-$12,051.73			

Local Taxes	Other Taxes	Total Taxes	Local Taxes	Other Taxes	Total Taxes	Monthly Total
159,454.60	60.16	159,514.76	46,839.24	327.90	47,167.14	2,258,654.73
44,286.58	607.22	44,893.80	12,775.39	142.48	12,917.87	755,235.81
9,804.44	22.33	9,826.77	2,752.25	6.69	2,758.94	271,097.00
2,974.82	0.00	2,974.82	800.81	0.00	800.81	173,705.89
225,774.97	575.63	226,350.60	54,289.67	149.78	54,439.45	2,423,299.31
219,812.46	19.52	219,831.98	49,118.30	5.85	49,124.15	2,429,504.93
86,807.01	7,249.18	94,056.19	19,501.17	1,618.43	21,119.60	918,725.79

888,069.36	10,000.02	898,069.38	184,356.26	2,028.00	186,384.26	8,210,984.95
201,926.74	12,180.10	214,106.84	47,558.77	2,705.44	50,264.21	2,710,529.34
47,293.36	7,106.72	54,400.08	10,972.84	1,472.73	12,445.57	765,664.00
25,498.89	8,725.64	34,224.53	5,496.97	1,773.06	7,270.03	464,873.11
631,539.18	8,362.59	639,901.77	126,447.71	1,741.73	128,189.44	5,428,819.48
2,543,242.41	**54,909.11**	**2,598,151.52**	**560,909.38**	**11,972.09**	**572,881.47**	**26,811,094.34**

$2,646,465.00 $570,336.00

-$103,222.59 -$9,426.62

Local Taxes	Other Taxes	Total Taxes	Local Taxes	Other Taxes	Total Taxes	Monthly Total
204,782.36	83.24	204,865.60	49,050.60	20.37	49,070.97	2,671,966.81
26,678.84	0.00	26,678.84	6,021.65	0.00	6,021.65	436,141.95
5,479.91	0.00	5,479.91	1,209.19	0.00	1,209.19	94,388.28
6,580.93	0.00	6,580.93	1,340.25	0.00	1,340.25	204,844.57
	0.00			0.00		0.00
	0.00			0.00		0.00
	0.00			0.00		0.00
	0.00			0.00		0.00
	0.00			0.00		0.00
	0.00			0.00		0.00
	0.00			0.00		0.00
	0.00			0.00		0.00
243,522.04	**83.24**	**243,605.28**	**57,621.69**	**20.37**	**57,642.06**	**3,407,341.61**

$243,522.04 $57,621.69

Ulimited
recorded

20-21 Total

24,433,851.46

$22,343,967.00

$216,866.26

21-22 Total

25,058,191.97

$23,709,396.00

-$726,966.19

22-23 Total

26,811,094.34

$25,391,712.00

-$722,193.23

23-24 Total

3,407,341.61

$0.00

$2,984,248.88

District	Valuation	Enrollment	Per student	
Bennington	$1,875,308,934	3816	$491,433	$4,914
Gretna	$3,565,747,382	6127	$581,973	$5,820
Ralston	$1,971,895,050	3190	$618,149	$6,181
Crete	$1,236,104,489	1927	$641,466	$6,415
Plattsmouth	$894,862,876	1357	$659,442	$6,594
Beatrice	$1,298,995,241	1864	$696,886	$6,969
Northwest	$996,797,190	1409	$707,450	$7,075
Nebraska City	$996,035,726	1379	$722,288	$7,223
Norris	$1,804,950,859	2452	$736,114	$7,361
York	$1,178,316,279	1393	$845,884	$8,459
Waverly	$2,025,886,806	2125	$953,358	$9,534
Blair	$2,098,392,910	2183	$961,243	$9,612
Louisville	$616,502,576	626	$984,828	$9,848
Seward	$1,680,093,238	1447	$1,161,087	$11,611
Syracuse	$886,490,848	747	$1,186,735	$11,867
Conestoga	$857,708,323	647	$1,325,670	$13,257
Springfield Plttteview	$2,093,449,029	1115	$1,877,533	$18,775

	State Aid		St Aid/Stdt	Val/Stdt
Crete	$352,528	2125	$166	$6,415
Bennington	$20,072,007	6127	$3,276	$4,914
Norris	$4,488,546	3816	$1,176	$7,361
Plattsmouth	$4,661,377	2183	$2,135	$6,594
Ralston	$10,659,909	3190	$3,342	$6,181
Waverly	$352,528	1927	$183	$9,534
Beatrice	$5,449,448	1864	$2,924	$6,969
Blair	$438,847	1447	$303	$9,612
York	$2,340,525	1379	$1,697	$8,459
Nebraska City	$4,654,065	1393	$3,341	$7,223
Syracuse	$119,774	1409	$85	$11,867
Louisville	$1,629,086	747	$2,181	$9,848
Seward	$288,134	626	$460	$11,611
Northwest	$8,305,437	1357	$6,120	$7,075
Conestoga	$104,662	647	$162	$13,257
Gretna	$19,917,450	2452	$8,123	$5,820
Springfield Plttteview	$1,172,643	1115	$1,052	$18,775

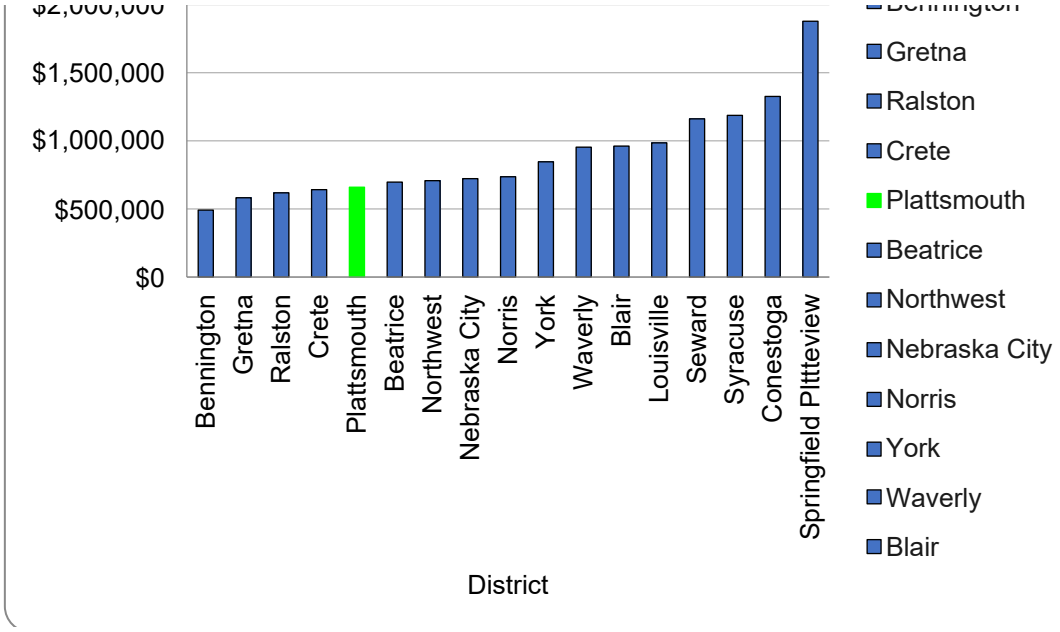
$2,000,000
$1,500,000
$1,000,000
$500,000
$0
Bennington
Gretna
Ralston
Crete
Plattsmouth
Beatrice
Northwest
Nebraska City
Norris
York
Waverly
Blair
Louisville
Seward
Syracuse
Conestoga
Springfield PIttteview
District
Bennington
Gretna
Ralston
Crete
Plattsmouth
Beatrice
Northwest
Nebraska City
Norris
York
Waverly
Blair

Total

$6,581
$8,190
$8,537
$8,730
$9,523
$9,717
$9,892
$9,916
$10,156
$10,564
$11,952
$12,029
$12,071
$13,195
$13,418
$13,943
$19,827

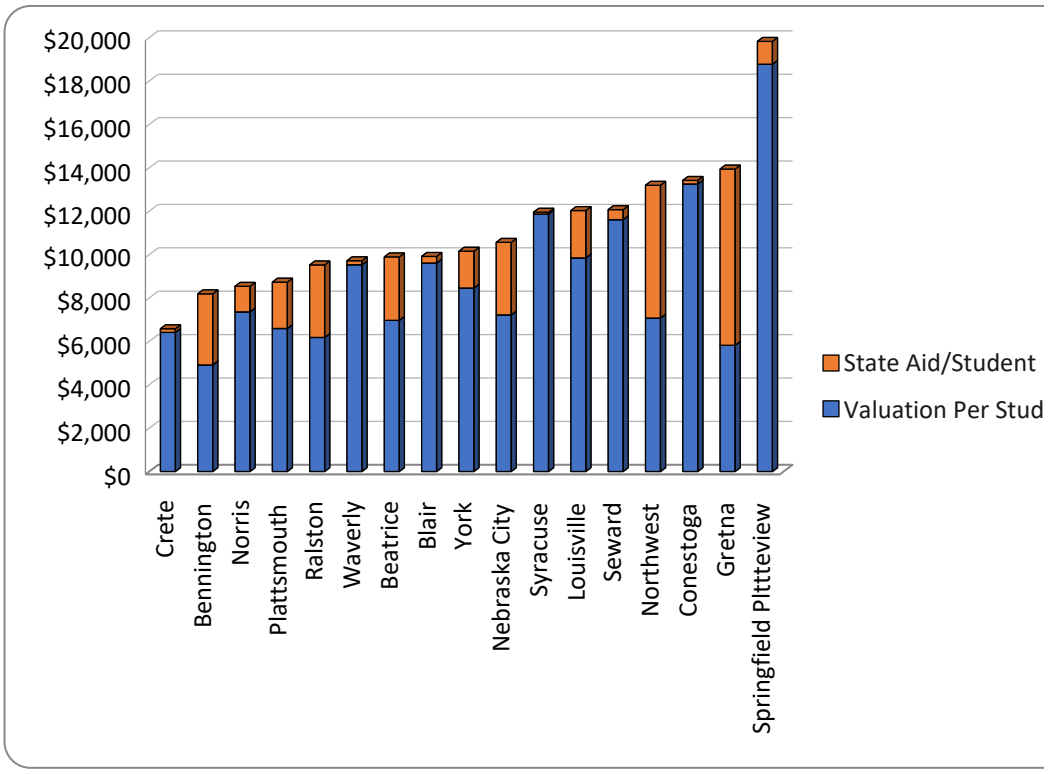

lent/100

2006-07
2007-08
2008-09
2009-10
2010-11
2011-12
2012-13
2013-14
2014-15
2015-16
2016-17
2017-18
2018-19
2019-20
2020-21
2021-22
2022-23
2023-24
2024-25

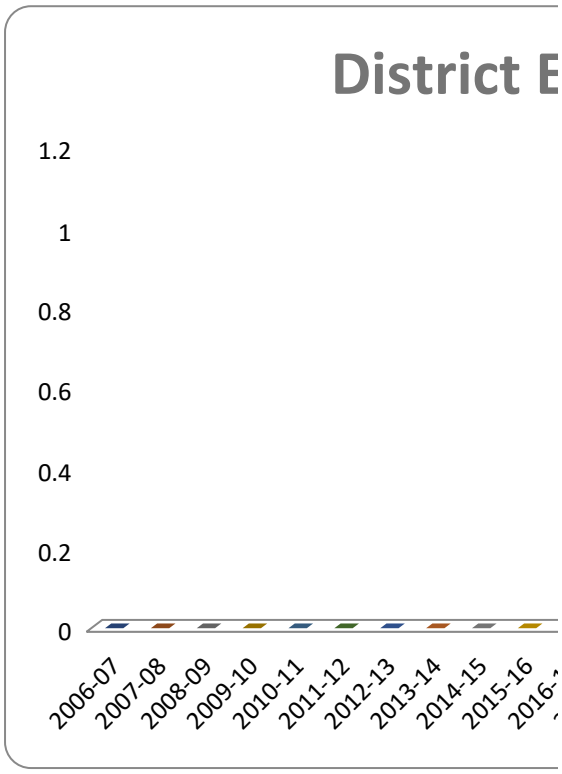

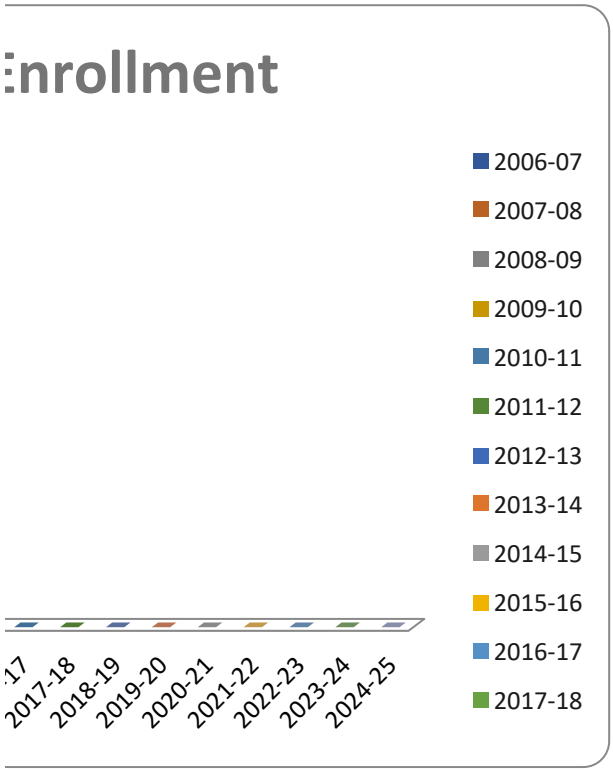
Enrollment
2006-07
2007-08
2008-09
2009-10
2010-11
2011-12
2012-13
2013-14
2014-15
2015-16
2016-17
2017-18
2017-18
2018-19
2019-20
2020-21
2021-22
2022-23
2023-24
2024-25

Expenses

Code	20-21	19-20	18-19	Difference
1100	$7,673,983	$7,911,764	$8,128,328	-$216,564
1125	$136,969	$180,054	$145,224	$34,830
1150	$87,231	$90,888	$76,615	$14,273
1160	$797,789	$790,705	$794,162	-$3,457
1190		$111,941		$111,941
1195	$23,839	$11,250	$26,877	-$15,627
1200	$3,066,039	$2,789,676	$2,753,038	$36,638
1291	$173,847	$199,842	$270,733	-$70,891
1300	$21,610	$3,323	$28,034	-$24,711
2100	$969,852	$1,200,063	$1,148,367	$51,696
2120				$0
2130				$0
2141				$0
2151				$0
2161				$0
2171				$0
2181				$0
2200	$544,731	$615,444	$474,379	$141,065
2210				$0
2212				$0
2213				$0
220				$0
2224				$0
2230				$0
2300	$503,213	$500,062	$526,864	-$26,802
2310				$0
2320				$0
2330				$0
2410	$1,288,746	$1,267,010	$1,226,129	$40,881
2490				$0
2500	$559,870	$828,591	$716,058	$112,533
2510				$0
2530				$0
2560				$0
2570				$0
2580				$0
2600	$1,391,542	$1,471,840	$1,310,439	$161,401
2610				$0
2620				$0
2630				$0
2640				$0
2650				$0

2660				$0
2670				$0
2680				$0
2710	$387,689	$285,777	$423,741	-$137,964
2712	$196,184	$236,540	$271,359	-$34,819
2713				$0
2730				$0
2732				$0
2733				$0
3300	$15,641	$27,391	$39,303	-$11,912
3400	$5,011	$4,207	$5,929	-$1,722
			$1,896	-$1,896
3535	$12,284	$13,027	$12,046	$981
3541		$80,341	$71,950	$8,391
3570	$73,546	$10,843	$38,165	-$27,322
3599	$1,879	$11,042		$11,042
4300				$0
6000	$2,598,856	$1,759,562	$727,378	$1,032,184
6200				$0
6310				$0
6406				$0
6408				$0
6412				$0
6700				$0
6992				$0
6996				$0
6997				$0
8000	$15,000	$17,320	$3,634	$13,686
9000	$3,248	$237	$7	$230
	$20,548,599	$20,418,740	$19,220,655	$1,198,085

	20-21	19-20	18-19	Difference
Local				
State				

Enrollment done, other charts incomplete

Assessment Data			
	3-8 ELA	3-8 Math	5&8 Science
	43	38	65
	55	64	66
	48	56	77
	47	51	50
	42	36	65
	48	44	74
	56	63	82
	52	55	74
	50	48	64
	52	56	68
	68	73	76
	67	59	94
	53	50	69
	65	85	92
	59	48	86
	55	56	78
	60	67	67
	44	50	61
	55	58	63
	45	46	62
	34	37	61
	30	30	36
	64	65	78
	45	32	66
	39	39	58
Average	**51.04**	**52.24**	**69.28**

ACT	11 ELA	11 Math	11 Science
	-	50	55
	49	60	51
	72	69	72
	-	-	59
	46	59	57
	45	71	48
	54	71	71
	46	46	46
	59	76	65
	43	57	57
	71	75	71
	52	59	48
	63	54	60
	55	58	56

	52	54	52
	71	54	46
	41	43	47
			36
	71	57	53
	42	42	42
		63	63
Average	**54.82**	**58.84**	**55.00**

POVERTY	
	47.03
	42.96
	35.37
	56.31
	44.88
	46.39
	45.89
	35.85
	31.53
	39.28
	43.15
	34.06
	41.18
	49.74
	58.14
	38.95
	41.98
	49.11
	56.14
	63.21
	55.33
	91.41
	45.59
	61.18
	46.52
Average	**48.05**

Plattsmouth enrollment

Year	Staff	Enrollment		Maybe a
2006-07		1774		
2007-08	128	1875	5.69%	
2008-09	131	1811	-3.41%	
2009-10	137	1834	1.27%	
2010-11	139	1820	-0.76%	
2011-12	133	1852	1.76%	
2012-13	135	1807	-2.43%	
2013-14	132	1805	-0.11%	
2014-15	128	1784	-1.16%	
2015-16	128	1677	-6.00%	
2016-17	128	1717	2.39%	
2017-18	128	1695	-1.28%	
2018-19	128	1669	-1.53%	
2019-20	122	1621	-2.88%	
2020-21	118	1437	#####	#####
2021-22		1437	0.00%	-1.27%
2022-23		1437	0.00%	

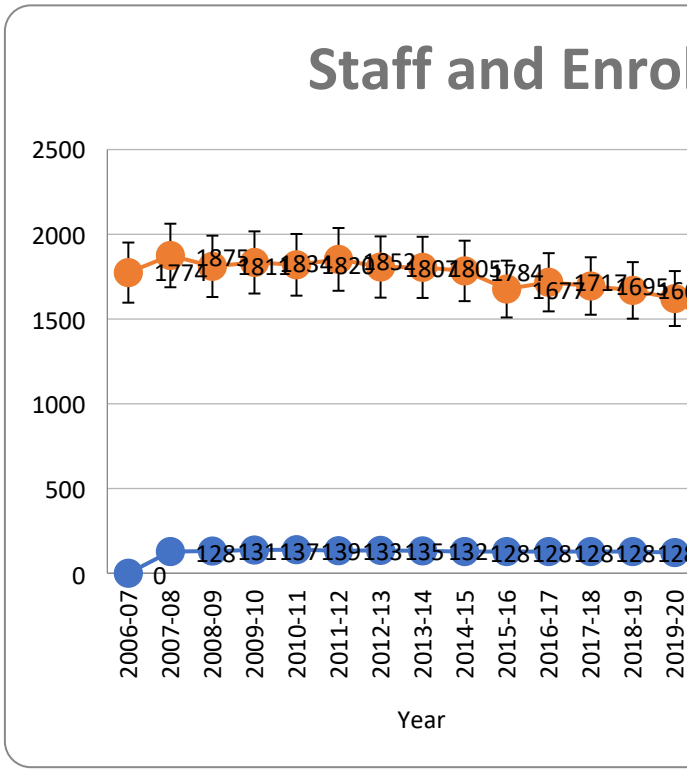

add a chart showing elementary vs

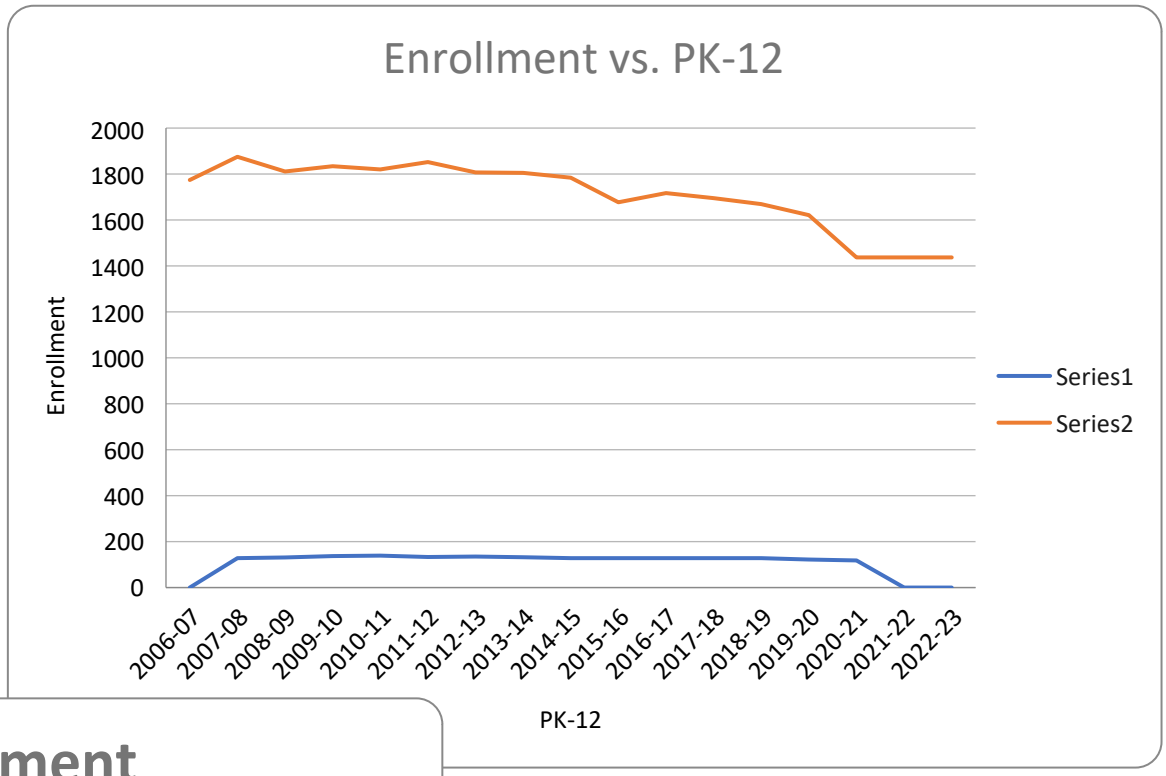

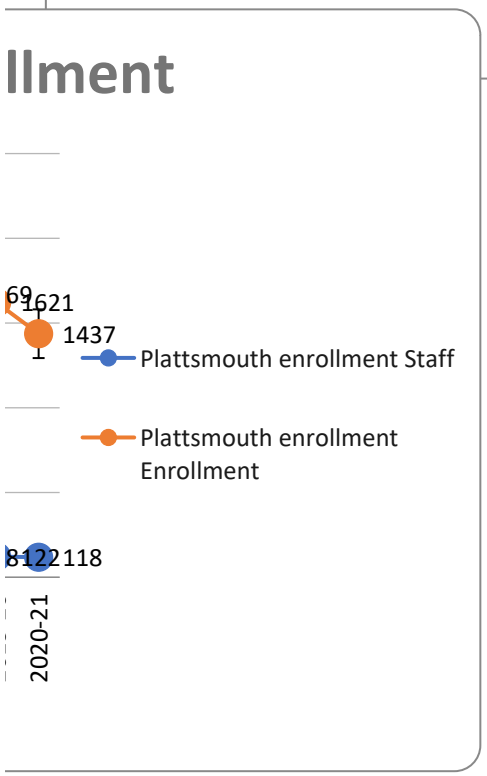

Taxes	Sept	Oct	Nov	Dec	Jan	Feb
Keith County						
Perkins County						
Total	$0.00	$0.00	$0.00	$0.00	$0.00	$0.00
	$0.00					

Date	Total of Other Receipts	State Aid	Taxes 1110	Carline 1115	Public Pwr Tx 1120	Motor Veh. 1125
Sept. 2015	$96,289.00	$13,805.00	$2,136,461.00	$12,898.00		$45,177.00
Oct: 2015	$227,690.00	$13,805.00	$413,663.00			$40,107.00
Nov.: 2015	$146,478.00	$13,805.00	98,838.00			$50,941.00
Dec.: 2015	$175,864.00	$13,805.00	$40,574.00			$33,579.00
Jan: 2016	$363,859.00	$13,805.00	$1,132,576.00			$49,359.00
Feb. 2014	$451,761.00	$13,805.00	$248,100.00			$70,495.00
March. 2013	$295,143.00	$13,805.00	$133,718.00			$38,781.00
Apr. 2013	$419,163.00	$13,805.00	$203,195.00			$45,949.00
May. 2013	$444,613.00	$13,805.00	2,742,703.00	$52,606.00		$44,724.00
June. 2012	$0.00					
July. 2012	$0.00	$0.00				
Aug. 2012	$0.00	$0.00				
14-15 Month Tot.	$9,815,282.00	$124,245.00	$7,149,828	$65,504.00	$0.00	$419,112.00
14-15 Budget	$10,860,121.00	322,621	8,237,500	$70,000.00	$0.00	$460,000.00
Difference	-$1,044,839	-$198,376	-$1,087,672	-$4,496	$0	-$40,888
Amt off						

Taxes	**Sept**	**Oct**	**Nov**	Dec	Jan	Feb
Keith County						
Perkins County						
Total	$0.00	$0.00	$0.00	$0.00	$0.00	$0.00
	$0.00					

Date	**Total of Other Receipts**	**State Aid**	**Taxes 1110**	Carline 1115	Public Pwr Tx 1120	Motor Veh. 1125
Sept. 2014	$123,252.00	$32,262.00	$2,196,731.00	$14,788.00		$40,518.00
Oct. 2014	$77,667.00	$32,262.00	$393,842.00			$39,718.00
Nov. 2014	$99,123.00	$32,262.00	100,547.00			$53,256.00
Dec. 2014	$183,382.00	$32,262.00	$33,228.00			$33,031.00
Jan. 2015	$216,521.00	$32,262.00	$894,800.00			$52,664.00
Feb. 2014	$494,082.00	$32,262.00	$343,506.00	$0.00		$73,446.00
March. 2013	$331,144.00	$32,262.00	$130,848.00			$42,039.00
Apr. 2013	$619,465.00	$32,262.00	$252,292.00			$44,111.00
May. 2013	$463,633.00	$32,262.00	2,782,047.00	$47,019.00		$40,322.00
June. 2012	$290,873.00	$32,262.00	$414,471.00			$40,753.00
July. 2012	$108,436.00	$0.00	$57,690.00			$44,313.00
Aug. 2012	$138,970.00	$0.00	$97,867.00			$42,084.00
14-15 Month Tot.	$11,123,070.00	$322,620.00	$7,697,869	$61,807.00	$0.00	$546,255.00
14-15 Budget	$10,860,121.00	322,621	8,237,500	$70,000.00	$0.00	$460,000.00
Difference	$262,949	-$1	-$539,631	-$8,193	$0	$86,255
Amt off						

Taxes	**Sept**	**Oct**	**Nov**	Dec	Jan	Feb
Keith County						
Perkins County						
Total	$0.00	$0.00	$0.00	$0.00	$0.00	$0.00
	$0.00					

Date	**Total of Other Receipts**	**State Aid**	**Taxes 1110**	Carline 1115	Public Pwr Tx 1120	Motor Veh. 1125
Sept. 2014	$123,252.00	$32,262.00	$2,196,731.00	$14,788.00		$40,518.00
Oct. 2014	$77,667.00	$32,262.00	$393,842.00			$39,718.00
Nov. 2014	$99,123.00	$32,262.00	100,547.00			$53,256.00
Dec. 2014	$183,382.00	$32,262.00	$33,228.00			$33,031.00
Jan. 2015	$216,521.00	$32,262.00	$894,800.00			$52,664.00
Feb. 2014	$494,082.00	$32,262.00	$343,506.00	$0.00		$73,446.00
March. 2013	$331,144.00	$32,262.00	$130,848.00			$42,039.00
Apr. 2013	$619,465.00	$32,262.00	$252,292.00			$44,111.00
May. 2013	$463,633.00	$32,262.00	2,782,047.00	$47,019.00		$40,322.00
June. 2012	$290,873.00	$32,262.00	$414,471.00			$40,753.00
July. 2012	$108,436.00	$0.00	$57,690.00			$44,313.00
Aug. 2012	$138,970.00	$0.00	$97,867.00			$42,084.00
14-15 Month Tot.	$11,123,070.00	$322,620.00	$7,697,869	$61,807.00	$0.00	$546,255.00
14-15 Budget	$10,860,121.00	322,621	8,237,500	$70,000.00	$0.00	$460,000.00

Difference	$262,949	-$1	-$539,631	-$8,193	$0	$86,255
Amt off						

Taxes	**Sept**	**Oct**	**Nov**	Dec	Jan	Feb
Keith County						
Perkins County						
Total	$0.00	$0.00	$0.00	$0.00	$0.00	$0.00
	$0.00					

Date	**Total of Other Receipts**	**State Aid**	**Taxes 1110**	Carline 1115	Public Pwr Tx 1120	Motor Veh. 1125
Sept. 2014	$123,252.00	$32,262.00	$2,196,731.00	$14,788.00		$40,518.00
Oct. 2014	$77,667.00	$32,262.00	$393,842.00			$39,718.00
Nov. 2014	$99,123.00	$32,262.00	100,547.00			$53,256.00
Dec. 2014	$183,382.00	$32,262.00	$33,228.00			$33,031.00
Jan. 2015	$216,521.00	$32,262.00	$894,800.00			$52,664.00

Feb. 2014	$494,082.00	$32,262.00	$343,506.00	$0.00		$73,446.00
March. 2013	$331,144.00	$32,262.00	$130,848.00			$42,039.00
Apr. 2013	$619,465.00	$32,262.00	$252,292.00			$44,111.00
May. 2013	$463,633.00	$32,262.00	2,782,047.00	$47,019.00		$40,322.00
June. 2012	$290,873.00	$32,262.00	$414,471.00			$40,753.00
July. 2012	$108,436.00	$0.00	$57,690.00			$44,313.00
Aug. 2012	$138,970.00	$0.00	$97,867.00			$42,084.00
14-15 Month Tot.	$11,123,070.00	$322,620.00	$7,697,869	$61,807.00	$0.00	$546,255.00
14-15 Budget	$10,860,121.00	322,621	8,237,500	$70,000.00	$0.00	$460,000.00
Difference	$262,949	-$1	-$539,631	-$8,193	$0	$86,255
Amt off						

Taxes	**Sept**	**Oct**	**Nov**	Dec	Jan	Feb	
Keith County							
Perkins County							
Total		$0.00	$0.00	$0.00	$0.00	$0.00	$0.00

$0.00

Date	Total of Other Receipts	State Aid	Taxes 1110	Carline 1115	Public Pwr Tx 1120	Motor Veh. 1125
Sept. 2014	$123,252.00	$32,262.00	$2,196,731.00	$14,788.00		$40,518.00
Oct. 2014	$77,667.00	$32,262.00	$393,842.00			$39,718.00
Nov. 2014	$99,123.00	$32,262.00	100,547.00			$53,256.00
Dec. 2014	$183,382.00	$32,262.00	$33,228.00			$33,031.00
Jan. 2015	$216,521.00	$32,262.00	$894,800.00			$52,664.00
Feb. 2014	$494,082.00	$32,262.00	$343,506.00	$0.00		$73,446.00
March. 2013	$331,144.00	$32,262.00	$130,848.00			$42,039.00
Apr. 2013	$619,465.00	$32,262.00	$252,292.00			$44,111.00
May. 2013	$463,633.00	$32,262.00	2,782,047.00	$47,019.00		$40,322.00
June. 2012	$290,873.00	$32,262.00	$414,471.00			$40,753.00
July. 2012	$108,436.00	$0.00	$57,690.00			$44,313.00
Aug. 2012	$138,970.00	$0.00	$97,867.00			$42,084.00
14-15 Month Tot.	$11,123,070.00	$322,620.00	$7,697,869	$61,807.00	$0.00	$546,255.00
14-15 Budget	$10,860,121.00	322,621	8,237,500	$70,000.00	$0.00	$460,000.00
Difference	$262,949	-$1	-$539,631	-$8,193	$0	$86,255
Amt off						

Taxes	**Sept**	**Oct**	**Nov**	Dec	Jan	Feb
Keith County						
Perkins County						
Total	$0.00	$0.00	$0.00	$0.00	$0.00	$0.00
	$0.00					

Date	**Total of Other Receipts**	**State Aid**	**Taxes 1110**	Carline 1115	Public Pwr Tx 1120	Motor Veh. 1125
Sept. 2014	$123,252.00	$32,262.00	$2,196,731.00	$14,788.00		$40,518.00
Oct. 2014	$77,667.00	$32,262.00	$393,842.00			$39,718.00
Nov. 2014	$99,123.00	$32,262.00	100,547.00			$53,256.00
Dec. 2014	$183,382.00	$32,262.00	$33,228.00			$33,031.00
Jan. 2015	$216,521.00	$32,262.00	$894,800.00			$52,664.00
Feb. 2014	$494,082.00	$32,262.00	$343,506.00	$0.00		$73,446.00
March. 2013	$331,144.00	$32,262.00	$130,848.00			$42,039.00
Apr. 2013	$619,465.00	$32,262.00	$252,292.00			$44,111.00
May. 2013	$463,633.00	$32,262.00	2,782,047.00	$47,019.00		$40,322.00
June. 2012	$290,873.00	$32,262.00	$414,471.00			$40,753.00
July. 2012	$108,436.00	$0.00	$57,690.00			$44,313.00
Aug. 2012	$138,970.00	$0.00	$97,867.00			$42,084.00
14-15 Month Tot.	$11,123,070.00	$322,620.00	$7,697,869	$61,807.00	$0.00	$546,255.00
14-15 Budget	$10,860,121.00	322,621	8,237,500	$70,000.00	$0.00	$460,000.00
Difference	$262,949	-$1	-$539,631	-$8,193	$0	$86,255
Amt off						

Taxes	Sept	Oct	Nov	Dec	Jan	Feb
Keith County						
Perkins County						
Total	$0.00	$0.00	$0.00	$0.00	$0.00	$0.00
	$0.00					

Date	Total of Other Receipts	State Aid	Taxes 1110	Carline 1115	Public Pwr Tx 1120	Motor Veh. 1125
Sept. 2014	$123,252.00	$32,262.00	$2,196,731.00	$14,788.00		$40,518.00
Oct. 2014	$77,667.00	$32,262.00	$393,842.00			$39,718.00
Nov. 2014	$99,123.00	$32,262.00	100,547.00			$53,256.00
Dec. 2014	$183,382.00	$32,262.00	$33,228.00			$33,031.00
Jan. 2015	$216,521.00	$32,262.00	$894,800.00			$52,664.00
Feb. 2014	$494,082.00	$32,262.00	$343,506.00	$0.00		$73,446.00
March. 2013	$331,144.00	$32,262.00	$130,848.00			$42,039.00
Apr. 2013	$619,465.00	$32,262.00	$252,292.00			$44,111.00
May. 2013	$463,633.00	$32,262.00	2,782,047.00	$47,019.00		$40,322.00
June. 2012	$290,873.00	$32,262.00	$414,471.00			$40,753.00
July. 2012	$108,436.00	$0.00	$57,690.00			$44,313.00
Aug. 2012	$138,970.00	$0.00	$97,867.00			$42,084.00
14-15 Month Tot.	$11,123,070.00	$322,620.00	$7,697,869	$61,807.00	$0.00	$546,255.00
14-15 Budget	$10,860,121.00	322,621	8,237,500	$70,000.00	$0.00	$460,000.00
Difference	$262,949	-$1	-$539,631	-$8,193	$0	$86,255
Amt off						

Taxes	Sept	Oct	Nov	Dec	Jan	Feb
Keith County						
Perkins County						
Total	$0.00	$0.00	$0.00	$0.00	$0.00	$0.00
	$0.00					

Date	Total of Other Receipts	State Aid	Taxes 1110	Carline 1115	Public Pwr Tx 1120	Motor Veh. 1125
Sept. 2014	$123,252.00	$32,262.00	$2,196,731.00	$14,788.00		$40,518.00
Oct. 2014	$77,667.00	$32,262.00	$393,842.00			$39,718.00
Nov. 2014	$99,123.00	$32,262.00	100,547.00			$53,256.00
Dec. 2014	$183,382.00	$32,262.00	$33,228.00			$33,031.00
Jan. 2015	$216,521.00	$32,262.00	$894,800.00			$52,664.00
Feb. 2014	$494,082.00	$32,262.00	$343,506.00	$0.00		$73,446.00
March. 2013	$331,144.00	$32,262.00	$130,848.00			$42,039.00
Apr. 2013	$619,465.00	$32,262.00	$252,292.00			$44,111.00
May. 2013	$463,633.00	$32,262.00	2,782,047.00	$47,019.00		$40,322.00
June. 2012	$290,873.00	$32,262.00	$414,471.00			$40,753.00
July. 2012	$108,436.00	$0.00	$57,690.00			$44,313.00
Aug. 2012	$138,970.00	$0.00	$97,867.00			$42,084.00
14-15 Month Tot.	$11,123,070.00	$322,620.00	$7,697,869	$61,807.00	$0.00	$546,255.00

14-15 Budget	$10,860,121.00	322,621	8,237,500	$70,000.00	$0.00	$460,000.00
Difference	$262,949	-$1	-$539,631	-$8,193	$0	$86,255
Amt off						

Taxes	Sept	Oct	Nov	Dec	Jan	Feb
Keith County						
Perkins County						
Total	$0.00	$0.00	$0.00	$0.00	$0.00	$0.00
	$0.00					

Date	Total of Other Receipts	State Aid	Taxes 1110	Carline 1115	Public Pwr Tx 1120	Motor Veh. 1125
Sept. 2014	$123,252.00	$32,262.00	$2,196,731.00	$14,788.00		$40,518.00
Oct. 2014	$77,667.00	$32,262.00	$393,842.00			$39,718.00
Nov. 2014	$99,123.00	$32,262.00	100,547.00			$53,256.00
Dec. 2014	$183,382.00	$32,262.00	$33,228.00			$33,031.00

Jan. 2015	$216,521.00	$32,262.00	$894,800.00			$52,664.00
Feb. 2014	$494,082.00	$32,262.00	$343,506.00	$0.00		$73,446.00
March. 2013	$331,144.00	$32,262.00	$130,848.00			$42,039.00
Apr. 2013	$619,465.00	$32,262.00	$252,292.00			$44,111.00
May. 2013	$463,633.00	$32,262.00	2,782,047.00	$47,019.00		$40,322.00
June. 2012	$290,873.00	$32,262.00	$414,471.00			$40,753.00
July. 2012	$108,436.00	$0.00	$57,690.00			$44,313.00
Aug. 2012	$138,970.00	$0.00	$97,867.00			$42,084.00
14-15 Month Tot.	$11,123,070.00	$322,620.00	$7,697,869	$61,807.00	$0.00	$546,255.00
14-15 Budget	$10,860,121.00	322,621	8,237,500	$70,000.00	$0.00	$460,000.00
Difference	$262,949	-$1	-$539,631	-$8,193	$0	$86,255
Amt off						

Taxes	**Sept**	**Oct**	**Nov**	Dec	Jan	Feb	
Keith County							
Perkins County							
Total		$0.00	$0.00	$0.00	$0.00	$0.00	$0.00

$0.00

Date	Total of Other Receipts	State Aid	Taxes 1110	Carline 1115	Public Pwr Tx 1120	Motor Veh. 1125
Sept. 2014	$123,252.00	$32,262.00	$2,196,731.00	$14,788.00		$40,518.00
Oct. 2014	$77,667.00	$32,262.00	$393,842.00			$39,718.00
Nov. 2014	$99,123.00	$32,262.00	100,547.00			$53,256.00
Dec. 2014	$183,382.00	$32,262.00	$33,228.00			$33,031.00
Jan. 2015	$216,521.00	$32,262.00	$894,800.00			$52,664.00
Feb. 2014	$494,082.00	$32,262.00	$343,506.00	$0.00		$73,446.00
March. 2013	$331,144.00	$32,262.00	$130,848.00			$42,039.00
Apr. 2013	$619,465.00	$32,262.00	$252,292.00			$44,111.00
May. 2013	$463,633.00	$32,262.00	2,782,047.00	$47,019.00		$40,322.00
June. 2012	$290,873.00	$32,262.00	$414,471.00			$40,753.00
July. 2012	$108,436.00	$0.00	$57,690.00			$44,313.00
Aug. 2012	$138,970.00	$0.00	$97,867.00			$42,084.00
14-15 Month Tot.	$11,123,070.00	$322,620.00	$7,697,869	$61,807.00	$0.00	$546,255.00
14-15 Budget	$10,860,121.00	322,621	8,237,500	$70,000.00	$0.00	$460,000.00
Difference	$262,949	-$1	-$539,631	-$8,193	$0	$86,255
Amt off						

Ogallala Public
School

Financial Summary

March	April	May	June	July	Aug
$0.00	$0.00	$0.00	$0.00	$0.00	$0.00

1220	1270 preschool	Interest 1410	Local Lic Fees 1610	**City Fines 1620**	Other Local Rev 1910-90	County Fines 2110-30
	$2,205.00	$723.00	$7,320.00		$1,796.00	
	$420.00	$791.00				$41,479.00
	$990.00	$670.00			$12,298.00	$23,482.00
	$1,995.00	$502.00				$17,481.00
	$945.00	$505.00				$17,058.00
	$770.00	$596.00			$360.00	$24,678.00
	$900.00	$472.00				$15,762.00
	$1,560.00	$386.00			$207.00	$18,042.00
	$530.00	$796.00				
$0.00	$10,315.00	$5,441.00	$7,320.00	$0.00	$14,661.00	$157,982.00
$0.00	$2,000.00	$4,000.00	$0.00	$0.00	$45,000.00	$165,000.00
$0	$8,315	$1,441	$7,320	$0	-$30,339	-$7,018

Ogallala Public School

Financial Summary

March	April	May	June	July	Aug
$0.00	$0.00	$0.00	$0.00	$0.00	$0.00

1220	1270 preschool	Interest 1410	Local Lic Fees 1610	**City Fines 1620**	Other Local Rev 1910-90	County Fines 2110-30
	$840.00	$567.00			$2,650.00	$22,102.00
$2,700.00	$1,060.00	$627.00				$22,497.00
$150.00	$770.00	$436.00				$20,383.00
		$334.00				$16,049.00
		$333.00			$2,000.00	$13,467.00
	$865.00	$327.00				$15,879.00
$902.00	$1,390.00	$291.00				
$867.00	$955.00	$275.00			$11,178.00	$17,432.00
$1,050.00	$240.00	$609.00			($2,000.00)	$16,612.00
$1,350.00	$10.00	$897.00				$15,795.00
		$763.00				$29,426.00
		$562.00		$17,460.00		
$7,019.00	$6,130.00	$6,021.00	$0.00	$17,460.00	$13,828.00	$189,642.00
$0.00	$2,000.00	$4,000.00	$0.00	$0.00	$45,000.00	$165,000.00
$7,019	$4,130	$2,021	$0	$17,460	-$31,172	$24,642

Ogallala Public
School

Financial Summary

March	April	May	June	July	Aug
$0.00	$0.00	$0.00	$0.00	$0.00	$0.00

1220	1270 preschool	Interest 1410	Local Lic Fees 1610	**City Fines 1620**	Other Local Rev 1910-90	County Fines 2110-30
	$840.00	$567.00			$2,650.00	$22,102.00
$2,700.00	$1,060.00	$627.00				$22,497.00
$150.00	$770.00	$436.00				$20,383.00
		$334.00				$16,049.00
		$333.00			$2,000.00	$13,467.00
	$865.00	$327.00				$15,879.00
$902.00	$1,390.00	$291.00				
$867.00	$955.00	$275.00			$11,178.00	$17,432.00
$1,050.00	$240.00	$609.00			($2,000.00)	$16,612.00
$1,350.00	$10.00	$897.00				$15,795.00
		$763.00				$29,426.00
		$562.00		$17,460.00		
$7,019.00	$6,130.00	$6,021.00	$0.00	$17,460.00	$13,828.00	$189,642.00
$0.00	$2,000.00	$4,000.00	$0.00	$0.00	$45,000.00	$165,000.00

$7,019	$4,130	$2,021	$0	$17,460	-$31,172	$24,642

Ogallala Public School

Financial Summary

March	April	May	June	July	Aug
$0.00	$0.00	$0.00	$0.00	$0.00	$0.00

1220	1270 preschool	Interest 1410	Local Lic Fees 1610	**City Fines 1620**	Other Local Rev 1910-90	County Fines 2110-30
	$840.00	$567.00			$2,650.00	$22,102.00
$2,700.00	$1,060.00	$627.00				$22,497.00
$150.00	$770.00	$436.00				$20,383.00
		$334.00				$16,049.00
		$333.00			$2,000.00	$13,467.00

	$865.00	$327.00				$15,879.00
$902.00	$1,390.00	$291.00				
$867.00	$955.00	$275.00			$11,178.00	$17,432.00
$1,050.00	$240.00	$609.00			($2,000.00)	$16,612.00
$1,350.00	$10.00	$897.00				$15,795.00
		$763.00				$29,426.00
		$562.00		$17,460.00		
$7,019.00	$6,130.00	$6,021.00	$0.00	$17,460.00	$13,828.00	$189,642.00
$0.00	$2,000.00	$4,000.00	$0.00	$0.00	$45,000.00	$165,000.00
$7,019	$4,130	$2,021	$0	$17,460	-$31,172	$24,642

Ogallala Public
School

Financial Summary

March	April	May	June	July	Aug
$0.00	$0.00	$0.00	$0.00	$0.00	$0.00

1220	1270 preschool	Interest 1410	Local Lic Fees 1610	**City Fines 1620**	Other Local Rev 1910-90	County Fines 2110-30
	$840.00	$567.00			$2,650.00	$22,102.00
$2,700.00	$1,060.00	$627.00				$22,497.00
$150.00	$770.00	$436.00				$20,383.00
		$334.00				$16,049.00
		$333.00			$2,000.00	$13,467.00
	$865.00	$327.00				$15,879.00
$902.00	$1,390.00	$291.00				
$867.00	$955.00	$275.00			$11,178.00	$17,432.00
$1,050.00	$240.00	$609.00			($2,000.00)	$16,612.00
$1,350.00	$10.00	$897.00				$15,795.00
		$763.00				$29,426.00
		$562.00		$17,460.00		
$7,019.00	$6,130.00	$6,021.00	$0.00	$17,460.00	$13,828.00	$189,642.00
$0.00	$2,000.00	$4,000.00	$0.00	$0.00	$45,000.00	$165,000.00
$7,019	$4,130	$2,021	$0	$17,460	-$31,172	$24,642

Ogallala Public
School

Financial Summary

March	April	May	June	July	Aug
$0.00	$0.00	$0.00	$0.00	$0.00	$0.00

1220	1270 preschool	Interest 1410	Local Lic Fees 1610	**City Fines 1620**	Other Local Rev 1910-90	County Fines 2110-30
	$840.00	$567.00			$2,650.00	$22,102.00
$2,700.00	$1,060.00	$627.00				$22,497.00
$150.00	$770.00	$436.00				$20,383.00
		$334.00				$16,049.00
		$333.00			$2,000.00	$13,467.00
	$865.00	$327.00				$15,879.00
$902.00	$1,390.00	$291.00				
$867.00	$955.00	$275.00			$11,178.00	$17,432.00
$1,050.00	$240.00	$609.00			($2,000.00)	$16,612.00
$1,350.00	$10.00	$897.00				$15,795.00
		$763.00				$29,426.00
		$562.00		$17,460.00		
$7,019.00	$6,130.00	$6,021.00	$0.00	$17,460.00	$13,828.00	$189,642.00
$0.00	$2,000.00	$4,000.00	$0.00	$0.00	$45,000.00	$165,000.00
$7,019	$4,130	$2,021	$0	$17,460	-$31,172	$24,642

Ogallala Public School

Financial Summary

March	April	May	June	July	Aug
$0.00	$0.00	$0.00	$0.00	$0.00	$0.00

1220	1270 preschool	Interest 1410	Local Lic Fees 1610	**City Fines 1620**	Other Local Rev 1910-90	County Fines 2110-30
	$840.00	$567.00			$2,650.00	$22,102.00
$2,700.00	$1,060.00	$627.00				$22,497.00
$150.00	$770.00	$436.00				$20,383.00
		$334.00				$16,049.00
		$333.00			$2,000.00	$13,467.00
	$865.00	$327.00				$15,879.00
$902.00	$1,390.00	$291.00				
$867.00	$955.00	$275.00			$11,178.00	$17,432.00
$1,050.00	$240.00	$609.00			($2,000.00)	$16,612.00
$1,350.00	$10.00	$897.00				$15,795.00
		$763.00				$29,426.00
		$562.00		$17,460.00		
$7,019.00	$6,130.00	$6,021.00	$0.00	$17,460.00	$13,828.00	$189,642.00
$0.00	$2,000.00	$4,000.00	$0.00	$0.00	$45,000.00	$165,000.00
$7,019	$4,130	$2,021	$0	$17,460	-$31,172	$24,642

Ogallala Public
School

Financial Summary

March	April	May	June	July	Aug
$0.00	$0.00	$0.00	$0.00	$0.00	$0.00

1220	1270 preschool	Interest 1410	Local Lic Fees 1610	**City Fines 1620**	Other Local Rev 1910-90	County Fines 2110-30
	$840.00	$567.00			$2,650.00	$22,102.00
$2,700.00	$1,060.00	$627.00				$22,497.00
$150.00	$770.00	$436.00				$20,383.00
		$334.00				$16,049.00
		$333.00			$2,000.00	$13,467.00
	$865.00	$327.00				$15,879.00
$902.00	$1,390.00	$291.00				
$867.00	$955.00	$275.00			$11,178.00	$17,432.00
$1,050.00	$240.00	$609.00			($2,000.00)	$16,612.00
$1,350.00	$10.00	$897.00				$15,795.00
		$763.00				$29,426.00
		$562.00		$17,460.00		
$7,019.00	$6,130.00	$6,021.00	$0.00	$17,460.00	$13,828.00	$189,642.00

$0.00	$2,000.00	$4,000.00	$0.00	$0.00	$45,000.00	$165,000.00
$7,019	$4,130	$2,021	$0	$17,460	-$31,172	$24,642

Ogallala Public
School

Financial Summary

March	April	May	June	July	Aug
$0.00	$0.00	$0.00	$0.00	$0.00	$0.00

1220	1270 preschool	Interest 1410	Local Lic Fees 1610	**City Fines 1620**	Other Local Rev 1910-90	County Fines 2110-30
	$840.00	$567.00			$2,650.00	$22,102.00
$2,700.00	$1,060.00	$627.00				$22,497.00
$150.00	$770.00	$436.00				$20,383.00
		$334.00				$16,049.00

		$333.00			$2,000.00	$13,467.00
	$865.00	$327.00				$15,879.00
$902.00	$1,390.00	$291.00				
$867.00	$955.00	$275.00			$11,178.00	$17,432.00
$1,050.00	$240.00	$609.00			($2,000.00)	$16,612.00
$1,350.00	$10.00	$897.00				$15,795.00
		$763.00				$29,426.00
		$562.00		$17,460.00		
$7,019.00	$6,130.00	$6,021.00	$0.00	$17,460.00	$13,828.00	$189,642.00
$0.00	$2,000.00	$4,000.00	$0.00	$0.00	$45,000.00	$165,000.00
$7,019	$4,130	$2,021	$0	$17,460	-$31,172	$24,642

Ogallala Public
School

Financial Summary

March	April	May	June	July	Aug
$0.00	$0.00	$0.00	$0.00	$0.00	$0.00

1220	1270 preschool	Interest 1410	Local Lic Fees 1610	**City Fines 1620**	Other Local Rev 1910-90	County Fines 2110-30
	$840.00	$567.00			$2,650.00	$22,102.00
$2,700.00	$1,060.00	$627.00				$22,497.00
$150.00	$770.00	$436.00				$20,383.00
		$334.00				$16,049.00
		$333.00			$2,000.00	$13,467.00
	$865.00	$327.00				$15,879.00
$902.00	$1,390.00	$291.00				
$867.00	$955.00	$275.00			$11,178.00	$17,432.00
$1,050.00	$240.00	$609.00			($2,000.00)	$16,612.00
$1,350.00	$10.00	$897.00				$15,795.00
		$763.00				$29,426.00
		$562.00		$17,460.00		
$7,019.00	$6,130.00	$6,021.00	$0.00	$17,460.00	$13,828.00	$189,642.00
$0.00	$2,000.00	$4,000.00	$0.00	$0.00	$45,000.00	$165,000.00
$7,019	$4,130	$2,021	$0	$17,460	-$31,172	$24,642

ESU 2210	**SPED School Age 3120**	**SPED 3125**	Homestead	Prop Tax Credit 3131	hal 3135	Pro rate 3180
	$7,952.00					$2,780.00
$300.00	$107,187.00					
	$100,831.00					$5,015.00
	$100,749.00	$7,842.00		$222,389.00		
	$102,475.00		$32,324.00	$688.00		$15.00
	$26,588.00		$32,323.00			$9,176.00
	$87,198.00		$32,323.00	$223,077.00		
$300.00	$532,980.00	$7,842.00	$96,970.00	$446,154.00	$0.00	$16,986.00
$10,000.00	$785,000.00	$0.00	$0.00	$0.00	$9,000.00	$20,000.00
-$9,700	-$252,020	$7,842	$96,970	$446,154	-$9,000	-$3,014

ESU 2210	**SPED School Age 3120**	**SPED 3125**	Homestead	Prop Tax Credit 3131	hal 3135	Pro rate 3180
$1,000.00						
					$7,942.00	$2,467.00
$165.00	$119,975.00					
	$119,976.00					$2,512.00
	$118,287.00			$149,448.00		
$16,957.00	$119,601.00		$33,821.00			
	$118,677.00		$33,821.00			$11,355.00
	$240,253.00	($119,601.00)	$33,821.00	$149,448.00		
$5,503.00	$128,812.00		$33,821.00			
($18,121.00)			$33,821.00			$5,245.00
			$33,821.00			
$5,504.00	$965,581.00	($119,601.00)	$202,926.00	$298,896.00	$7,942.00	$21,579.00
$10,000.00	$785,000.00	$0.00	$0.00	$0.00	$9,000.00	$20,000.00
-$4,496	$180,581	-$119,601	$202,926	$298,896	-$1,058	$1,579

ESU 2210	**SPED School Age 3120**	**SPED 3125**	Homestead	Prop Tax Credit 3131	hal 3135	Pro rate 3180
$1,000.00						
					$7,942.00	$2,467.00
$165.00	$119,975.00					
	$119,976.00					$2,512.00
	$118,287.00			$149,448.00		
$16,957.00	$119,601.00		$33,821.00			
	$118,677.00		$33,821.00			$11,355.00
	$240,253.00	($119,601.00)	$33,821.00	$149,448.00		
$5,503.00	$128,812.00		$33,821.00			
($18,121.00)			$33,821.00			$5,245.00
			$33,821.00			
$5,504.00	$965,581.00	($119,601.00)	$202,926.00	$298,896.00	$7,942.00	$21,579.00
$10,000.00	$785,000.00	$0.00	$0.00	$0.00	$9,000.00	$20,000.00

-$4,496	$180,581	-$119,601	$202,926	$298,896	-$1,058	$1,579

ESU 2210	**SPED School Age 3120**	**SPED 3125**	Homestead	Prop Tax Credit 3131	hal 3135	Pro rate 3180
$1,000.00						
					$7,942.00	$2,467.00
$165.00	$119,975.00					
	$119,976.00					$2,512.00

	$118,287.00			$149,448.00		
$16,957.00	$119,601.00		$33,821.00			
	$118,677.00		$33,821.00			$11,355.00
	$240,253.00	($119,601.00)	$33,821.00	$149,448.00		
$5,503.00	$128,812.00		$33,821.00			
($18,121.00)			$33,821.00			$5,245.00
			$33,821.00			
$5,504.00	$965,581.00	($119,601.00)	$202,926.00	$298,896.00	$7,942.00	$21,579.00
$10,000.00	$785,000.00	$0.00	$0.00	$0.00	$9,000.00	$20,000.00
-$4,496	$180,581	-$119,601	$202,926	$298,896	-$1,058	$1,579

ESU 2210	**SPED School Age 3120**	**SPED 3125**	Homestead	Prop Tax Credit 3131	hal 3135	Pro rate 3180
$1,000.00						
					$7,942.00	$2,467.00
$165.00	$119,975.00					
	$119,976.00					$2,512.00
	$118,287.00			$149,448.00		
$16,957.00	$119,601.00		$33,821.00			
	$118,677.00		$33,821.00			$11,355.00
	$240,253.00	($119,601.00)	$33,821.00	$149,448.00		
$5,503.00	$128,812.00		$33,821.00			
($18,121.00)			$33,821.00			$5,245.00
			$33,821.00			
$5,504.00	$965,581.00	($119,601.00)	$202,926.00	$298,896.00	$7,942.00	$21,579.00
$10,000.00	$785,000.00	$0.00	$0.00	$0.00	$9,000.00	$20,000.00
-$4,496	$180,581	-$119,601	$202,926	$298,896	-$1,058	$1,579

ESU 2210	**SPED School Age 3120**	**SPED 3125**	Homestead	Prop Tax Credit 3131	hal 3135	Pro rate 3180
$1,000.00						
					$7,942.00	$2,467.00
$165.00	$119,975.00					
	$119,976.00					$2,512.00
	$118,287.00			$149,448.00		
$16,957.00	$119,601.00		$33,821.00			
	$118,677.00		$33,821.00			$11,355.00
	$240,253.00	($119,601.00)	$33,821.00	$149,448.00		
$5,503.00	$128,812.00		$33,821.00			
($18,121.00)			$33,821.00			$5,245.00
			$33,821.00			
$5,504.00	$965,581.00	($119,601.00)	$202,926.00	$298,896.00	$7,942.00	$21,579.00
$10,000.00	$785,000.00	$0.00	$0.00	$0.00	$9,000.00	$20,000.00
-$4,496	$180,581	-$119,601	$202,926	$298,896	-$1,058	$1,579

ESU 2210	**SPED School Age 3120**	**SPED 3125**	Homestead	Prop Tax Credit 3131	hal 3135	Pro rate 3180
$1,000.00						
					$7,942.00	$2,467.00
$165.00	$119,975.00					
	$119,976.00					$2,512.00
	$118,287.00			$149,448.00		
$16,957.00	$119,601.00		$33,821.00			
	$118,677.00		$33,821.00			$11,355.00
	$240,253.00	($119,601.00)	$33,821.00	$149,448.00		
$5,503.00	$128,812.00		$33,821.00			
($18,121.00)			$33,821.00			$5,245.00
			$33,821.00			
$5,504.00	$965,581.00	($119,601.00)	$202,926.00	$298,896.00	$7,942.00	$21,579.00
$10,000.00	$785,000.00	$0.00	$0.00	$0.00	$9,000.00	$20,000.00
-$4,496	$180,581	-$119,601	$202,926	$298,896	-$1,058	$1,579

ESU 2210	**SPED School Age 3120**	**SPED 3125**	Homestead	Prop Tax Credit 3131	hal 3135	Pro rate 3180
$1,000.00						
					$7,942.00	$2,467.00
$165.00	$119,975.00					
	$119,976.00					$2,512.00
	$118,287.00			$149,448.00		
$16,957.00	$119,601.00		$33,821.00			
	$118,677.00		$33,821.00			$11,355.00
	$240,253.00	($119,601.00)	$33,821.00	$149,448.00		
$5,503.00	$128,812.00		$33,821.00			
($18,121.00)			$33,821.00			$5,245.00
			$33,821.00			
$5,504.00	$965,581.00	($119,601.00)	$202,926.00	$298,896.00	$7,942.00	$21,579.00

$10,000.00	$785,000.00	$0.00	$0.00	$0.00	$9,000.00	$20,000.00
-$4,496	$180,581	-$119,601	$202,926	$298,896	-$1,058	$1,579

ESU 2210	**SPED School Age 3120**	**SPED 3125**	Homestead	Prop Tax Credit 3131	hal 3135	Pro rate 3180
$1,000.00						
					$7,942.00	$2,467.00
$165.00	$119,975.00					

	$119,976.00					$2,512.00
	$118,287.00			$149,448.00		
$16,957.00	$119,601.00		$33,821.00			
	$118,677.00		$33,821.00			$11,355.00
	$240,253.00	($119,601.00)	$33,821.00	$149,448.00		
$5,503.00	$128,812.00		$33,821.00			
($18,121.00)			$33,821.00			$5,245.00
			$33,821.00			
$5,504.00	$965,581.00	($119,601.00)	$202,926.00	$298,896.00	$7,942.00	$21,579.00
$10,000.00	$785,000.00	$0.00	$0.00	$0.00	$9,000.00	$20,000.00
-$4,496	$180,581	-$119,601	$202,926	$298,896	-$1,058	$1,579

ESU 2210	**SPED School Age 3120**	**SPED 3125**	Homestead	Prop Tax Credit 3131	hal 3135	Pro rate 3180
$1,000.00						
					$7,942.00	$2,467.00
$165.00	$119,975.00					
	$119,976.00					$2,512.00
	$118,287.00			$149,448.00		
$16,957.00	$119,601.00		$33,821.00			
	$118,677.00		$33,821.00			$11,355.00
	$240,253.00	($119,601.00)	$33,821.00	$149,448.00		
$5,503.00	$128,812.00		$33,821.00			
($18,121.00)			$33,821.00			$5,245.00
			$33,821.00			
$5,504.00	$965,581.00	($119,601.00)	$202,926.00	$298,896.00	$7,942.00	$21,579.00
$10,000.00	$785,000.00	$0.00	$0.00	$0.00	$9,000.00	$20,000.00
-$4,496	$180,581	-$119,601	$202,926	$298,896	-$1,058	$1,579

Apportion 3200	In Lieu 3300	St. Cat. 3500	Distance Ed. 3511	Childhood	Other State3990	Title I 4200
			$8,000.00			
						$93,352.00
$132,660.00						
	$3,821.00			$7,381.00		
	$174,744.00					$96,573.00
$132,660.00	$178,565.00	$0.00	$8,000.00		$0.00	$189,925.00
$140,000.00	$5,000.00	$2,000.00	$0.00		$0.00	$125,000.00
-$7,340	$173,565	-$2,000	$8,000			$64,925

Apportion 3200	In Lieu 3300	St. Cat. 3500	Distance Ed. 3511	Childhood	Other State3990	Title I 4200
			$1,000.00			$22,314.00
		$7,525.00				
$135,165.00						
	$2,919.00					$89,677.00
	$173,856.00					
$135,165.00	$176,775.00	$7,525.00	$1,000.00		$0.00	$111,991.00
$140,000.00	$5,000.00	$2,000.00	$0.00		$0.00	$125,000.00
-$4,835	$171,775	$5,525	$1,000			-$13,009

Apportion 3200	In Lieu 3300	St. Cat. 3500	Distance Ed. 3511	Childhood	Other State3990	Title I 4200
			$1,000.00			$22,314.00
		$7,525.00				
$135,165.00						
	$2,919.00					$89,677.00
	$173,856.00					
$135,165.00	$176,775.00	$7,525.00	$1,000.00		$0.00	$111,991.00
$140,000.00	$5,000.00	$2,000.00	$0.00		$0.00	$125,000.00

-$4,835	$171,775	$5,525	$1,000			-$13,009

Apportion 3200	In Lieu 3300	St. Cat. 3500	Distance Ed. 3511	Childhood	Other State3990	Title I 4200
			$1,000.00			$22,314.00
		$7,525.00				

$135,165.00						
	$2,919.00					$89,677.00
	$173,856.00					
$135,165.00	$176,775.00	$7,525.00	$1,000.00		$0.00	$111,991.00
$140,000.00	$5,000.00	$2,000.00	$0.00		$0.00	$125,000.00
-$4,835	$171,775	$5,525	$1,000			-$13,009

Apportion 3200	In Lieu 3300	St. Cat. 3500	Distance Ed. 3511	Childhood	Other State3990	Title I 4200
			$1,000.00			$22,314.00
		$7,525.00				
$135,165.00						
	$2,919.00					$89,677.00
	$173,856.00					
$135,165.00	$176,775.00	$7,525.00	$1,000.00		$0.00	$111,991.00
$140,000.00	$5,000.00	$2,000.00	$0.00		$0.00	$125,000.00
-$4,835	$171,775	$5,525	$1,000			-$13,009

Apportion 3200	In Lieu 3300	St. Cat. 3500	Distance Ed. 3511	Childhood	Other State3990	Title I 4200
			$1,000.00			$22,314.00
		$7,525.00				
$135,165.00						
	$2,919.00					$89,677.00
	$173,856.00					
$135,165.00	$176,775.00	$7,525.00	$1,000.00		$0.00	$111,991.00
$140,000.00	$5,000.00	$2,000.00	$0.00		$0.00	$125,000.00
-$4,835	$171,775	$5,525	$1,000			-$13,009

Apportion 3200	In Lieu 3300	St. Cat. 3500	Distance Ed. 3511	Childhood	Other State3990	Title I 4200
			$1,000.00			$22,314.00
		$7,525.00				
$135,165.00						
	$2,919.00					$89,677.00
	$173,856.00					
$135,165.00	$176,775.00	$7,525.00	$1,000.00		$0.00	$111,991.00
$140,000.00	$5,000.00	$2,000.00	$0.00		$0.00	$125,000.00
-$4,835	$171,775	$5,525	$1,000			-$13,009

Apportion 3200	In Lieu 3300	St. Cat. 3500	Distance Ed. 3511	Childhood	Other State3990	Title I 4200
			$1,000.00			$22,314.00
		$7,525.00				
$135,165.00						
	$2,919.00					$89,677.00
	$173,856.00					
$135,165.00	$176,775.00	$7,525.00	$1,000.00		$0.00	$111,991.00

$140,000.00	$5,000.00	$2,000.00	$0.00		$0.00	$125,000.00
-$4,835	$171,775	$5,525	$1,000			-$13,009

Apportion 3200	In Lieu 3300	St. Cat. 3500	Distance Ed. 3511	Childhood	Other State3990	Title I 4200
			$1,000.00			$22,314.00

		$7,525.00				
$135,165.00						
	$2,919.00					$89,677.00
	$173,856.00					
$135,165.00	$176,775.00	$7,525.00	$1,000.00		$0.00	$111,991.00
$140,000.00	$5,000.00	$2,000.00	$0.00		$0.00	$125,000.00
-$4,835	$171,775	$5,525	$1,000			-$13,009

Apportion 3200	In Lieu 3300	St. Cat. 3500	Distance Ed. 3511	Childhood	Other State3990	Title I 4200
			$1,000.00			$22,314.00
		$7,525.00				
$135,165.00						
	$2,919.00					$89,677.00
	$173,856.00					
$135,165.00	$176,775.00	$7,525.00	$1,000.00		$0.00	$111,991.00
$140,000.00	$5,000.00	$2,000.00	$0.00		$0.00	$125,000.00
-$4,835	$171,775	$5,525	$1,000			-$13,009

Title I Acct. 4210	TITLE II A 4310	TITLE V 4320	IDEA Base 4404-4406	IDEA 4410	4411	4415
	$19,222.00					
						$22,500.00
				$3,280.00		
	$21,001.00		$62,055.00			
					$4,256.00	
$0.00	$40,223.00	$0.00	$62,055.00	$3,280.00	$4,256.00	
$0.00	$100,000.00		$200,000.00	$0.00	$0.00	
$0	-$59,777	$0	-$137,945	$3,280	$4,256	

Title I Acct. 4210	TITLE II A 4310	TITLE V 4320	IDEA Base 4404-4406	IDEA 4410	4411	4415
	$3,139.00			$12,917.00		
	$2,609.00					
	$22,182.00					
			$76,685.00	$116,041.00		
			$28,965.00		$8,723.00	
			$906.00			
$0.00	$27,930.00	$0.00	$106,556.00	$128,958.00	$8,723.00	
$0.00	$100,000.00		$200,000.00	$0.00	$0.00	
$0	-$72,070	$0	-$93,444	$128,958	$8,723	

Title I Acct. 4210	TITLE II A 4310	TITLE V 4320	IDEA Base 4404-4406	IDEA 4410	4411	4415
	$3,139.00			$12,917.00		
	$2,609.00					
	$22,182.00					
			$76,685.00	$116,041.00		
			$28,965.00		$8,723.00	
			$906.00			
$0.00	$27,930.00	$0.00	$106,556.00	$128,958.00	$8,723.00	
$0.00	$100,000.00		$200,000.00	$0.00	$0.00	

$0	-$72,070	$0	-$93,444	$128,958	$8,723	

Title I Acct. 4210	TITLE II A 4310	TITLE V 4320	IDEA Base 4404-4406	IDEA 4410	4411	4415
	$3,139.00			$12,917.00		
	$2,609.00					

	$22,182.00					
			$76,685.00	$116,041.00		
			$28,965.00		$8,723.00	
			$906.00			
$0.00	$27,930.00	$0.00	$106,556.00	$128,958.00	$8,723.00	
$0.00	$100,000.00		$200,000.00	$0.00	$0.00	
$0	-$72,070	$0	-$93,444	$128,958	$8,723	

Title I Acct. 4210	TITLE II A 4310	TITLE V 4320	IDEA Base 4404-4406	IDEA 4410	4411	4415
	$3,139.00			$12,917.00		
	$2,609.00					
	$22,182.00					
			$76,685.00	$116,041.00		
			$28,965.00		$8,723.00	
			$906.00			
$0.00	$27,930.00	$0.00	$106,556.00	$128,958.00	$8,723.00	
$0.00	$100,000.00		$200,000.00	$0.00	$0.00	
$0	-$72,070	$0	-$93,444	$128,958	$8,723	

Title I Acct. 4210	TITLE II A 4310	TITLE V 4320	IDEA Base 4404-4406	IDEA 4410	4411	4415
	$3,139.00			$12,917.00		
	$2,609.00					
	$22,182.00					
			$76,685.00	$116,041.00		
			$28,965.00		$8,723.00	
			$906.00			
$0.00	$27,930.00	$0.00	$106,556.00	$128,958.00	$8,723.00	
$0.00	$100,000.00		$200,000.00	$0.00	$0.00	
$0	-$72,070	$0	-$93,444	$128,958	$8,723	

Title I Acct. 4210	TITLE II A 4310	TITLE V 4320	IDEA Base 4404-4406	IDEA 4410	4411	4415
	$3,139.00			$12,917.00		
	$2,609.00					
	$22,182.00					
			$76,685.00	$116,041.00		
			$28,965.00		$8,723.00	
			$906.00			
$0.00	$27,930.00	$0.00	$106,556.00	$128,958.00	$8,723.00	
$0.00	$100,000.00		$200,000.00	$0.00	$0.00	
$0	-$72,070	$0	-$93,444	$128,958	$8,723	

Title I Acct. 4210	TITLE II A 4310	TITLE V 4320	IDEA Base 4404-4406	IDEA 4410	4411	4415
	$3,139.00			$12,917.00		
	$2,609.00					
	$22,182.00					
			$76,685.00	$116,041.00		
			$28,965.00		$8,723.00	
			$906.00			
$0.00	$27,930.00	$0.00	$106,556.00	$128,958.00	$8,723.00	

$0.00	$100,000.00		$200,000.00	$0.00	$0.00	
$0	-$72,070	$0	-$93,444	$128,958	$8,723	

Title I Acct. 4210	TITLE II A 4310	TITLE V 4320	IDEA Base 4404-4406	IDEA 4410	4411	4415
	$3,139.00			$12,917.00		
	$2,609.00					

	$22,182.00					
			$76,685.00	$116,041.00		
			$28,965.00		$8,723.00	
			$906.00			
$0.00	$27,930.00	$0.00	$106,556.00	$128,958.00	$8,723.00	
$0.00	$100,000.00		$200,000.00	$0.00	$0.00	
$0	-$72,070	$0	-$93,444	$128,958	$8,723	

Title I Acct. 4210	TITLE II A 4310	TITLE V 4320	IDEA Base 4404-4406	IDEA 4410	4411	4415
	$3,139.00			$12,917.00		
	$2,609.00					
	$22,182.00					
			$76,685.00	$116,041.00		
			$28,965.00		$8,723.00	
			$906.00			
$0.00	$27,930.00	$0.00	$106,556.00	$128,958.00	$8,723.00	
$0.00	$100,000.00		$200,000.00	$0.00	$0.00	
$0	-$72,070	$0	-$93,444	$128,958	$8,723	

Medicaid 4450	Mecca 4455	Fed Stab 4599/4580	ARRA 4610	ARRA 4611	Perkins 4700	ARRA Title 4810
$465.00						
$820.00						
$2,137.00	$5,613.00					
$1,091.00						
$9,099.00						
$721.00						
$767.00						
$15,100.00	$5,613.00	$0.00	$0.00	$0.00	$0.00	$0.00
$1,000.00	$50,000.00	$0.00	$0.00	$0.00	$5,000.00	$0.00
$14,100	-$44,387	$0	$0	$0	-$5,000	$0

Medicaid 4450	Mecca 4455	Fed Stab 4599/4580	ARRA 4610	ARRA 4611	Perkins 4700	ARRA Title 4810
$56.00		$500.00				
$18.00						
$869.00						
		$12,261.00				
$156.00	$8,636.00					
$1,315.00						
$1,784.00	$7,677.00					
$427.00						
$1,764.00						
	$6,629.00					
$577.00	$6,584.00					
$6,966.00	$29,526.00	$12,761.00	$0.00	$0.00	$0.00	$0.00
$1,000.00	$50,000.00	$0.00	$0.00	$0.00	$5,000.00	$0.00
$5,966	-$20,474	$12,761	$0	$0	-$5,000	$0

Medicaid 4450	Mecca 4455	Fed Stab 4599/4580	ARRA 4610	ARRA 4611	Perkins 4700	ARRA Title 4810
$56.00		$500.00				
$18.00						
$869.00						
		$12,261.00				
$156.00	$8,636.00					
$1,315.00						
$1,784.00	$7,677.00					
$427.00						
$1,764.00						
	$6,629.00					
$577.00	$6,584.00					
$6,966.00	$29,526.00	$12,761.00	$0.00	$0.00	$0.00	$0.00
$1,000.00	$50,000.00	$0.00	$0.00	$0.00	$5,000.00	$0.00

$5,966	-$20,474	$12,761	$0	$0	-$5,000	$0

Medicaid 4450	Mecca 4455	Fed Stab 4599/4580	ARRA 4610	ARRA 4611	Perkins 4700	ARRA Title 4810
$56.00		$500.00				
$18.00						
$869.00						
		$12,261.00				
$156.00	$8,636.00					

$1,315.00						
$1,784.00	$7,677.00					
$427.00						
$1,764.00						
	$6,629.00					
$577.00	$6,584.00					
$6,966.00	$29,526.00	$12,761.00	$0.00	$0.00	$0.00	$0.00
$1,000.00	$50,000.00	$0.00	$0.00	$0.00	$5,000.00	$0.00
$5,966	-$20,474	$12,761	$0	$0	-$5,000	$0

Medicaid 4450	Mecca 4455	Fed Stab 4599/4580	ARRA 4610	ARRA 4611	Perkins 4700	ARRA Title 4810
$56.00		$500.00				
$18.00						
$869.00						
		$12,261.00				
$156.00	$8,636.00					
$1,315.00						
$1,784.00	$7,677.00					
$427.00						
$1,764.00						
	$6,629.00					
$577.00	$6,584.00					
$6,966.00	$29,526.00	$12,761.00	$0.00	$0.00	$0.00	$0.00
$1,000.00	$50,000.00	$0.00	$0.00	$0.00	$5,000.00	$0.00
$5,966	-$20,474	$12,761	$0	$0	-$5,000	$0

Medicaid 4450	Mecca 4455	Fed Stab 4599/4580	ARRA 4610	ARRA 4611	Perkins 4700	ARRA Title 4810
$56.00		$500.00				
$18.00						
$869.00						
		$12,261.00				
$156.00	$8,636.00					
$1,315.00						
$1,784.00	$7,677.00					
$427.00						
$1,764.00						
	$6,629.00					
$577.00	$6,584.00					
$6,966.00	$29,526.00	$12,761.00	$0.00	$0.00	$0.00	$0.00
$1,000.00	$50,000.00	$0.00	$0.00	$0.00	$5,000.00	$0.00
$5,966	-$20,474	$12,761	$0	$0	-$5,000	$0

Medicaid 4450	Mecca 4455	Fed Stab 4599/4580	ARRA 4610	ARRA 4611	Perkins 4700	ARRA Title 4810
$56.00		$500.00				
$18.00						
$869.00						
		$12,261.00				
$156.00	$8,636.00					
$1,315.00						
$1,784.00	$7,677.00					
$427.00						
$1,764.00						
	$6,629.00					
$577.00	$6,584.00					
$6,966.00	$29,526.00	$12,761.00	$0.00	$0.00	$0.00	$0.00
$1,000.00	$50,000.00	$0.00	$0.00	$0.00	$5,000.00	$0.00
$5,966	-$20,474	$12,761	$0	$0	-$5,000	$0

Medicaid 4450	Mecca 4455	Fed Stab 4599/4580	ARRA 4610	ARRA 4611	Perkins 4700	ARRA Title 4810
$56.00		$500.00				
$18.00						
$869.00						
		$12,261.00				
$156.00	$8,636.00					
$1,315.00						
$1,784.00	$7,677.00					
$427.00						
$1,764.00						
	$6,629.00					
$577.00	$6,584.00					
$6,966.00	$29,526.00	$12,761.00	$0.00	$0.00	$0.00	$0.00

$1,000.00	$50,000.00	$0.00	$0.00	$0.00	$5,000.00	$0.00
$5,966	-$20,474	$12,761	$0	$0	-$5,000	$0

Medicaid 4450	Mecca 4455	Fed Stab 4599/4580	ARRA 4610	ARRA 4611	Perkins 4700	ARRA Title 4810
$56.00		$500.00				
$18.00						
$869.00						
		$12,261.00				

$156.00	$8,636.00					
$1,315.00						
$1,784.00	$7,677.00					
$427.00						
$1,764.00						
	$6,629.00					
$577.00	$6,584.00					
$6,966.00	$29,526.00	$12,761.00	$0.00	$0.00	$0.00	$0.00
$1,000.00	$50,000.00	$0.00	$0.00	$0.00	$5,000.00	$0.00
$5,966	-$20,474	$12,761	$0	$0	-$5,000	$0

Medicaid 4450	Mecca 4455	Fed Stab 4599/4580	ARRA 4610	ARRA 4611	Perkins 4700	ARRA Title 4810
$56.00		$500.00				
$18.00						
$869.00						
		$12,261.00				
$156.00	$8,636.00					
$1,315.00						
$1,784.00	$7,677.00					
$427.00						
$1,764.00						
	$6,629.00					
$577.00	$6,584.00					
$6,966.00	$29,526.00	$12,761.00	$0.00	$0.00	$0.00	$0.00
$1,000.00	$50,000.00	$0.00	$0.00	$0.00	$5,000.00	$0.00
$5,966	-$20,474	$12,761	$0	$0	-$5,000	$0

Erate 4850	4,910	4,968	ESU 4990	4991	Categorical 4995	Insurance 5300
					$4,947.00	
					$90.00	
$2,508.00		$30,506.00				
					$3,196.00	
			$1,540.00		$8,496.00	$17,151.00
		$19,264.00			$2,021.00	
					$300.00	
						$2,475.00
					$292.00	
$2,508.00			$1,540.00	$0.00	$19,342.00	$19,626.00
$0.00	$45,000.00		$35,000.00			$1,000.00
$2,508			-$33,460			$18,626

Erate 4850	4,910	4,968	ESU 4990	4991	Categorical 4995	Insurance 5300
			$560.00			
	$4,129.00	$26,006.00		$21,116.00	$3,422.00	
$3,091.00		$13,832.00			$1,983.00	
			$6,360.00			
			$250.00			
$3,091.00			$7,170.00	$21,116.00	$5,405.00	$0.00
$0.00	$45,000.00		$35,000.00			$1,000.00
$3,091			-$27,830			-$1,000

Erate 4850	4,910	4,968	ESU 4990	4991	Categorical 4995	Insurance 5300
			$560.00			
	$4,129.00	$26,006.00		$21,116.00	$3,422.00	
$3,091.00		$13,832.00			$1,983.00	
			$6,360.00			
			$250.00			
$3,091.00			$7,170.00	$21,116.00	$5,405.00	$0.00
$0.00	$45,000.00		$35,000.00			$1,000.00

$3,091			-$27,830			-$1,000

Erate 4850	4,910	4,968	ESU 4990	4991	Categorical 4995	Insurance 5300
			$560.00			

	$4,129.00	$26,006.00		$21,116.00	$3,422.00	
$3,091.00		$13,832.00			$1,983.00	
			$6,360.00			
			$250.00			
$3,091.00			$7,170.00	$21,116.00	$5,405.00	$0.00
$0.00	$45,000.00		$35,000.00			$1,000.00
$3,091			-$27,830			-$1,000

Erate 4850	4,910	4,968	ESU 4990	4991	Categorical 4995	Insurance 5300
			$560.00			
	$4,129.00	$26,006.00		$21,116.00	$3,422.00	
$3,091.00		$13,832.00			$1,983.00	
			$6,360.00			
			$250.00			
$3,091.00			$7,170.00	$21,116.00	$5,405.00	$0.00
$0.00	$45,000.00		$35,000.00			$1,000.00
$3,091			-$27,830			-$1,000

Erate 4850	4,910	4,968	ESU 4990	4991	Categorical 4995	Insurance 5300
			$560.00			
	$4,129.00	$26,006.00		$21,116.00	$3,422.00	
$3,091.00		$13,832.00			$1,983.00	
			$6,360.00			
			$250.00			
$3,091.00			$7,170.00	$21,116.00	$5,405.00	$0.00
$0.00	$45,000.00		$35,000.00			$1,000.00
$3,091			-$27,830			-$1,000

Erate 4850	4,910	4,968	ESU 4990	4991	Categorical 4995	Insurance 5300
			$560.00			
	$4,129.00	$26,006.00		$21,116.00	$3,422.00	
$3,091.00		$13,832.00			$1,983.00	
			$6,360.00			
			$250.00			
$3,091.00			$7,170.00	$21,116.00	$5,405.00	$0.00
$0.00	$45,000.00		$35,000.00			$1,000.00
$3,091			-$27,830			-$1,000

Erate 4850	4,910	4,968	ESU 4990	4991	Categorical 4995	Insurance 5300
			$560.00			
	$4,129.00	$26,006.00		$21,116.00	$3,422.00	
$3,091.00		$13,832.00			$1,983.00	
			$6,360.00			
			$250.00			
$3,091.00			$7,170.00	$21,116.00	$5,405.00	$0.00

$0.00	$45,000.00		$35,000.00			$1,000.00
$3,091			-$27,830			-$1,000

Erate 4850	**4,910**	**4,968**	**ESU 4990**	**4991**	**Categorical 4995**	**Insurance 5300**

			$560.00			
	$4,129.00	$26,006.00		$21,116.00	$3,422.00	
$3,091.00		$13,832.00			$1,983.00	
			$6,360.00			
			$250.00			
$3,091.00			$7,170.00	$21,116.00	$5,405.00	$0.00
$0.00	$45,000.00		$35,000.00			$1,000.00
$3,091			-$27,830			-$1,000

Erate 4850	4,910	4,968	ESU 4990	4991	Categorical 4995	Insurance 5300
			$560.00			
	$4,129.00	$26,006.00		$21,116.00	$3,422.00	
$3,091.00		$13,832.00			$1,983.00	
			$6,360.00			
			$250.00			
$3,091.00			$7,170.00	$21,116.00	$5,405.00	$0.00
$0.00	$45,000.00		$35,000.00			$1,000.00
$3,091			-$27,830			-$1,000

Sale of prop 5400	**5500**	**Miscell.**	non rev 5690	lit lrnr	transfer in	GED
$8,690.00			$3,647.00			
$19,631.00			$1,401.00			
$1,500.00						
$260.00			$334.00			
$2,200.00	$2,070.00		$6,029.00			
			$1,506.00			
$1,580.00			$4,373.00			
			$1,112.00			
$33,861.00	$2,070.00	$0.00	$18,402.00	$0.00	$0.00	$0.00
$1,000.00			$20,000.00			
$32,861	$2,070	$0	-$1,598	$0	$0	$0

Sale of prop 5400	**5500**	**Miscell.**	non rev 5690	lit lrnr	transfer in	GED
			$534.00			
			$75.00			
			$10,695.00			
			$1,567.00			
			$8,692.00			
			$415.00			
			$50.00			
			$4,720.00			
$5,360.00			$214.00			
$32,693.00			$4,033.00			
$38,053.00	$0.00	$0.00	$30,995.00	$0.00	$0.00	$0.00
$1,000.00			$20,000.00			
$37,053	$0	$0	$10,995	$0	$0	$0

Sale of prop 5400	**5500**	**Miscell.**	non rev 5690	lit lrnr	transfer in	GED
			$534.00			
			$75.00			
			$10,695.00			
			$1,567.00			
			$8,692.00			
			$415.00			
			$50.00			
			$4,720.00			
$5,360.00			$214.00			
$32,693.00			$4,033.00			
$38,053.00	$0.00	$0.00	$30,995.00	$0.00	$0.00	$0.00
$1,000.00			$20,000.00			

$37,053	$0	$0	$10,995	$0	$0	$0

Sale of prop 5400	**5500**	**Miscell.**	non rev 5690	lit lrnr	transfer in	GED
			$534.00			
			$75.00			
			$10,695.00			
			$1,567.00			
			$8,692.00			

			$415.00			
			$50.00			
			$4,720.00			
$5,360.00			$214.00			
$32,693.00			$4,033.00			
$38,053.00	$0.00	$0.00	$30,995.00	$0.00	$0.00	$0.00
$1,000.00			$20,000.00			
$37,053	$0	$0	$10,995	$0	$0	$0

Sale of prop 5400	**5500**	**Miscell.**	non rev 5690	lit lrnr	transfer in	GED
			$534.00			
			$75.00			
			$10,695.00			
			$1,567.00			
			$8,692.00			
			$415.00			
			$50.00			
			$4,720.00			
$5,360.00			$214.00			
$32,693.00			$4,033.00			
$38,053.00	$0.00	$0.00	$30,995.00	$0.00	$0.00	$0.00
$1,000.00			$20,000.00			
$37,053	$0	$0	$10,995	$0	$0	$0

Sale of prop 5400	**5500**	**Miscell.**	non rev 5690	lit lrnr	transfer in	GED
			$534.00			
			$75.00			
			$10,695.00			
			$1,567.00			
			$8,692.00			
			$415.00			
			$50.00			
			$4,720.00			
$5,360.00			$214.00			
$32,693.00			$4,033.00			
$38,053.00	$0.00	$0.00	$30,995.00	$0.00	$0.00	$0.00
$1,000.00			$20,000.00			
$37,053	$0	$0	$10,995	$0	$0	$0

Sale of prop 5400	**5500**	**Miscell.**	non rev 5690	lit lrnr	transfer in	GED
			$534.00			
			$75.00			
			$10,695.00			
			$1,567.00			
			$8,692.00			
			$415.00			
			$50.00			
			$4,720.00			
$5,360.00			$214.00			
$32,693.00			$4,033.00			
$38,053.00	$0.00	$0.00	$30,995.00	$0.00	$0.00	$0.00
$1,000.00			$20,000.00			
$37,053	$0	$0	$10,995	$0	$0	$0

Sale of prop 5400	**5500**	**Miscell.**	non rev 5690	lit lrnr	transfer in	GED
			$534.00			
			$75.00			
			$10,695.00			
			$1,567.00			
			$8,692.00			
			$415.00			
			$50.00			
			$4,720.00			
$5,360.00			$214.00			
$32,693.00			$4,033.00			
$38,053.00	$0.00	$0.00	$30,995.00	$0.00	$0.00	$0.00

$1,000.00			$20,000.00			
$37,053	$0	$0	$10,995	$0	$0	$0

Sale of prop 5400	**5500**	**Miscell.**	non rev 5690	lit lrnr	transfer in	GED
			$534.00			
			$75.00			
			$10,695.00			
			$1,567.00			

			$8,692.00			
			$415.00			
			$50.00			
			$4,720.00			
$5,360.00			$214.00			
$32,693.00			$4,033.00			
$38,053.00	$0.00	$0.00	$30,995.00	$0.00	$0.00	$0.00
$1,000.00			$20,000.00			
$37,053	$0	$0	$10,995	$0	$0	$0

Sale of prop 5400	**5500**	**Miscell.**	non rev 5690	lit lrnr	transfer in	GED
			$534.00			
			$75.00			
			$10,695.00			
			$1,567.00			
			$8,692.00			
			$415.00			
			$50.00			
			$4,720.00			
$5,360.00			$214.00			
$32,693.00			$4,033.00			
$38,053.00	$0.00	$0.00	$30,995.00	$0.00	$0.00	$0.00
$1,000.00			$20,000.00			
$37,053	$0	$0	$10,995	$0	$0	$0

grant 9000
$886.00
$263.00
$20,000.00
$69.00
$210.00
$1,188.00
$22,616.00
$22,616

grant 9000
$327.00
$563.00
$9,955.00
$250.00
$31.00
$760.00
$11,886.00
$11,886

grant 9000
$327.00
$563.00
$9,955.00
$250.00
$31.00
$760.00
$11,886.00

$11,886

grant 9000
$327.00
$563.00
$9,955.00

$250.00
$31.00
$760.00
$11,886.00
$11,886

grant 9000
$327.00
$563.00
$9,955.00
$250.00
$31.00
$760.00
$11,886.00
$11,886

grant 9000
$327.00
$563.00
$9,955.00
$250.00
$31.00
$760.00
$11,886.00
$11,886

grant 9000
$327.00
$563.00
$9,955.00
$250.00
$31.00
$760.00
$11,886.00
$11,886

grant 9000
$327.00
$563.00
$9,955.00
$250.00
$31.00
$760.00
$11,886.00

$11,886

grant 9000
$327.00
$563.00
$9,955.00

$250.00
$31.00
$760.00
$11,886.00
$11,886

grant 9000
$327.00
$563.00
$9,955.00
$250.00
$31.00
$760.00
$11,886.00
$11,886

NEBRASKA DEPARTMENT OF EDUCATION
SCHOOL FINANCE & ORGANIZATION SERVICES

A4

COMPARISON OF 2026/27 STATE AID MODEL UNDER CURRENT STATUTE TO PRIOR YEAR CALCULATED AID

SYSTEM / COUNTY DISTRICT NUMBER	DISTRICT NAME	25/26 FORMULA NEEDS	25/26 STATE AID TOTAL CALCULATED	26/27 STATE AID TOTAL CALCULATED	DIFFERENCE BETWEEN 26/27 AND PRIOR YEAR	PERCENT STATE AID CHANGE AS A PERCENT OF FORMULA NEED FOR 26/27 STATE AID	PERCENT CHANGE IN ADJUSTED VALUATION	GENERAL FUND LEVY
01-0003-000	KENESAW PUBLIC SCHOOLS	4,906,004	584,987	725,499	140,512	2.86	11.32	0.69
01-0018-000	HASTINGS PUBLIC SCHOOLS	46,636,461	21,583,946	20,801,072	(782,874)	(1.68)	8.10	1.01
01-0090-000	ADAMS CENTRAL PUBLIC SCHOOLS	14,557,192	2,295,754	2,017,166	(278,588)	(1.91)	11.60	0.53
01-0123-000	SILVER LAKE PUBLIC SCHOOLS	4,845,320	352,159	343,341	(8,818)	(0.18)	11.36	0.40
02-0009-000	NELIGH-OAKDALE SCHOOLS	6,345,799	543,402	541,337	(2,065)	(0.03)	21.39	0.55
02-0018-000	ELGIN PUBLIC SCHOOLS	4,060,708	474,566	500,044	25,478	0.63	23.31	0.34
02-0115-000	SUMMERLAND PUBLIC SCHOOLS	8,388,026	697,964	773,082	75,118	0.90	23.35	0.39
03-0500-000	ARTHUR COUNTY SCHOOLS	3,327,502	522,994	427,010	(95,984)	(2.88)	(0.40)	0.80
04-0001-000	BANNER COUNTY PUBLIC SCHOOLS	3,722,901	488,502	495,010	6,508	0.17	13.06	0.77
05-0071-000	SANDHILLS PUBLIC SCHOOLS	3,081,915	138,502	137,830	(672)	(0.02)	10.16	0.57
06-0001-000	BOONE CENTRAL SCHOOLS	9,203,263	1,442,949	1,491,533	48,584	0.53	10.36	0.31
06-0017-000	ST EDWARD PUBLIC SCHOOLS	4,002,861	259,873	253,854	(6,019)	(0.15)	12.00	0.52
06-0075-000	RIVERSIDE PUBLIC SCHOOLS	5,100,740	376,399	365,540	(10,859)	(0.21)	12.50	0.41
07-0006-000	ALLIANCE PUBLIC SCHOOLS	16,900,032	2,080,174	1,978,312	(101,862)	(0.60)	13.87	0.80
07-0010-000	HEMINGFORD PUBLIC SCHOOLS	7,245,920	1,219,936	1,214,909	(5,027)	(0.07)	16.26	0.70
08-0051-000	BOYD COUNTY SCHOOLS	6,291,284	467,468	460,924	(6,544)	(0.10)	15.02	0.56
09-0010-000	AINSWORTH COMMUNITY SCHOOLS	6,796,248	602,056	591,269	(10,787)	(0.16)	6.13	0.49
10-0002-000	GIBBON PUBLIC SCHOOLS	8,618,440	884,985	827,453	(57,532)	(0.67)	10.62	0.85
10-0007-000	KEARNEY PUBLIC SCHOOLS	68,484,090	9,809,483	9,840,013	30,530	0.04	9.21	0.82
10-0009-000	ELM CREEK PUBLIC SCHOOLS	6,195,918	842,288	866,669	24,381	0.39	11.93	0.86
10-0019-000	SHELTON PUBLIC SCHOOLS	5,186,529	425,930	440,386	14,456	0.28	12.59	0.92
10-0069-000	RAVENNA PUBLIC SCHOOLS	7,399,510	612,177	617,153	4,976	0.07	11.10	0.63
10-0105-000	PLEASANTON PUBLIC SCHOOLS	5,828,139	649,375	1,323,508	674,133	11.57	14.13	0.79
10-0119-000	AMHERST PUBLIC SCHOOLS	6,106,292	1,620,009	1,711,031	91,022	1.49	14.78	0.67
11-0001-000	TEKAMAH-HERMAN COMMUNITY SCHS	8,288,464	842,713	844,385	1,672	0.02	7.28	0.61
11-0014-000	OAKLAND CRAIG PUBLIC SCHOOLS	7,536,117	786,450	624,363	(162,087)	(2.15)	9.70	0.72
11-0020-000	LYONS-DECATUR NORTHEAST SCHS	5,509,509	447,238	466,684	19,446	0.35	6.24	0.62
12-0056-000	DAVID CITY PUBLIC SCHOOLS	11,078,772	1,129,390	1,097,788	(31,602)	(0.29)	17.54	0.55
12-0502-000	EAST BUTLER PUBLIC SCHOOLS	6,522,262	533,412	594,520	61,108	0.94	18.23	0.51
13-0001-000	PLATTSMOUTH COMMUNITY SCHOOLS	19,503,612	4,497,707	3,850,102	(647,605)	(3.32)	11.93	0.98
13-0022-000	WEEPING WATER PUBLIC SCHOOLS	5,022,864	432,375	451,664	19,289	0.38	14.67	0.92
13-0032-000	LOUISVILLE PUBLIC SCHOOLS	9,922,911	1,397,174	1,526,276	129,102	1.30	9.69	0.92
13-0056-000	CONESTOGA PUBLIC SCHOOLS	10,895,518	1,116,287	1,082,519	(33,768)	(0.31)	12.08	0.75
13-0097-000	ELMWOOD-MURDOCK PUBLIC SCHOOLS	7,847,106	1,396,283	1,420,915	24,632	0.31	14.57	0.70
14-0008-000	HARTINGTON NEWCASTLE PUBLIC SC	7,323,417	671,365	641,795	(29,570)	(0.40)	22.19	0.29
14-0045-000	RANDOLPH PUBLIC SCHOOLS	4,962,882	442,291	445,954	3,663	0.07	24.06	0.32
14-0054-000	LAUREL-CONCORD-COLERIDGE SCHOO	6,985,139	638,912	633,341	(5,571)	(0.08)	29.94	0.47
14-0101-000	WYNOT PUBLIC SCHOOLS	4,009,232	1,430,714	1,110,401	(320,313)	(7.99)	24.85	0.75
15-0010-000	CHASE COUNTY SCHOOLS	9,383,385	1,330,213	1,256,216	(73,997)	(0.79)	12.05	0.48
15-0536-000	WAUNETA-PALISADE PUBLIC SCHS	4,432,434	302,248	309,444	7,196	0.16	10.16	0.69
16-0006-000	VALENTINE COMMUNITY SCHOOLS	9,146,580	989,664	981,306	(8,358)	(0.09)	11.33	0.46
16-0030-000	CODY-KILGORE PUBLIC SCHS	3,725,503	960,428	706,588	(253,840)	(6.81)	12.31	0.68
17-0001-000	SIDNEY PUBLIC SCHOOLS	14,753,117	5,286,452	4,881,411	(405,041)	(2.75)	6.63	1.04
17-0003-000	LEYTON PUBLIC SCHOOLS	3,962,955	590,058	651,438	61,380	1.55	7.42	0.85
17-0009-000	POTTER-DIX PUBLIC SCHOOLS	4,051,529	745,481	737,759	(7,722)	(0.19)	9.41	0.76

Draft

COMPARISON OF 2026/27 STATE AID MODEL UNDER CURRENT STATUTE TO PRIOR YEAR CALCULATED AID

SYSTEM / COUNTY DISTRICT NUMBER	DISTRICT NAME	25/26 FORMULA NEEDS	25/26 STATE AID TOTAL CALCULATED	26/27 STATE AID TOTAL CALCULATED	DIFFERENCE BETWEEN 26/27 AND PRIOR YEAR	PERCENT STATE AID CHANGE AS A PERCENT OF FORMULA NEED FOR 26/27 STATE AID	PERCENT CHANGE IN ADJUSTED VALUATION	GENERAL FUND LEVY
18-0002-000	SUTTON PUBLIC SCHOOLS	7,192,484	930,977	911,532	(19,445)	(0.27)	13.59	0.54
18-0011-000	HARVARD PUBLIC SCHOOLS	4,758,782	296,715	321,282	24,567	0.52	17.17	0.75
18-0501-000	SANDY CREEK PUBLIC SCHOOLS	8,206,121	737,985	772,152	34,167	0.42	14.53	0.49
19-0039-000	LEIGH COMMUNITY SCHOOLS	4,982,814	657,371	792,174	134,803	2.71	12.06	0.60
19-0058-000	CLARKSON PUBLIC SCHOOLS	4,431,165	332,409	315,789	(16,620)	(0.38)	11.64	0.52
19-0070-000	HOWELLS-DODGE CONSOLIDATED SCH	5,360,990	486,596	513,054	26,458	0.49	10.35	0.42
19-0123-000	SCHUYLER COMMUNITY SCHOOLS	23,012,309	3,598,272	2,734,009	(864,263)	(3.76)	12.88	0.91
20-0001-000	WEST POINT PUBLIC SCHOOLS	11,408,760	1,215,301	1,225,447	10,146	0.09	13.53	0.46
20-0020-000	BANCROFT-ROSALIE COMM SCHOOLS	5,196,148	955,732	1,015,797	60,065	1.16	13.18	0.45
20-0030-000	WISNER-PILGER PUBLIC SCHOOLS	7,820,532	1,083,465	995,252	(88,213)	(1.13)	15.59	0.45
21-0015-000	ANSELMO-MERNA PUBLIC SCHOOLS	4,716,324	822,709	855,003	32,294	0.68	4.63	0.50
21-0025-000	BROKEN BOW PUBLIC SCHOOLS	12,392,561	1,310,003	1,301,423	(8,580)	(0.07)	5.07	0.66
21-0044-000	ANSLEY PUBLIC SCHOOLS	4,236,713	286,591	286,507	(84)	0.00	3.05	0.78
21-0084-000	SARGENT PUBLIC SCHOOLS	3,762,804	223,574	214,692	(8,882)	(0.24)	4.30	0.72
21-0089-000	ARNOLD PUBLIC SCHOOLS	4,077,360	367,317	473,713	106,396	2.61	7.75	0.60
21-0180-000	CALLAWAY PUBLIC SCHOOLS	4,015,381	247,205	251,618	4,413	0.11	6.52	0.67
22-0011-000	SO SIOUX CITY COMMUNITY SCHS	55,237,400	31,464,205	33,542,829	2,078,624	3.76	7.79	0.72
22-0031-000	HOMER COMMUNITY SCHOOLS	8,189,673	2,198,788	2,270,208	71,420	0.87	16.57	0.51
23-0002-000	CHADRON PUBLIC SCHOOLS	13,616,450	4,713,505	4,139,219	(574,286)	(4.22)	4.73	0.94
23-0071-000	CRAWFORD PUBLIC SCHOOLS	3,865,801	411,005	412,596	1,591	0.04	0.53	0.96
24-0001-000	LEXINGTON PUBLIC SCHOOLS	44,833,489	26,926,601	27,664,597	737,996	1.65	9.88	0.83
24-0004-000	OVERTON PUBLIC SCHOOLS	5,070,676	892,548	892,100	(448)	(0.01)	11.90	0.74
24-0011-000	COZAD COMMUNITY SCHOOLS	13,967,556	1,951,949	1,519,450	(432,499)	(3.10)	10.23	0.87
24-0020-000	GOTHENBURG PUBLIC SCHOOLS	11,843,776	1,454,618	1,486,109	31,491	0.27	9.28	0.90
24-0101-000	SUMNER-EDDYVILLE-MILLER SCHS	4,571,905	558,700	505,620	(53,080)	(1.16)	11.15	0.75
25-0025-000	CREEK VALLEY SCHOOLS	4,205,831	295,748	288,230	(7,518)	(0.18)	8.19	0.66
25-0095-000	SOUTH PLATTE PUBLIC SCHOOLS	4,404,654	738,293	743,645	5,352	0.12	7.51	0.56
26-0001-000	PONCA PUBLIC SCHOOLS	7,545,762	1,688,511	1,679,524	(8,987)	(0.12)	18.94	0.76
26-0070-000	ALLEN CONSOLIDATED SCHOOLS	3,707,190	204,676	262,500	57,824	1.56	14.54	0.50
26-0561-000	EMERSON-HUBBARD PUBLIC SCHOOLS	4,583,249	358,093	317,977	(40,116)	(0.88)	18.59	0.51
27-0001-000	FREMONT PUBLIC SCHOOLS	67,705,039	20,340,393	21,299,188	958,795	1.42	2.17	0.89
27-0062-000	SCRIBNER-SNYDER COMMUNITY SCHS	3,800,893	268,793	299,400	30,607	0.81	12.96	0.45
27-0594-000	LOGAN VIEW PUBLIC SCHOOLS	9,009,645	1,294,189	1,469,955	175,766	1.95	11.39	0.54
27-0595-000	NORTH BEND CENTRAL PUBLIC SCHS	8,550,070	1,666,030	1,901,801	235,771	2.76	9.41	0.49
28-0001-000	OMAHA PUBLIC SCHOOLS	779,577,648	340,246,808	320,136,487	(20,110,321)	(2.58)	5.00	0.93
28-0010-000	ELKHORN PUBLIC SCHOOLS	135,740,458	20,882,468	20,874,413	(8,055)	(0.01)	9.11	0.69
28-0015-000	DOUGLAS CO WEST COMMUNITY SCHS	14,498,470	2,713,366	2,845,071	131,705	0.91	7.90	0.57
28-0017-000	MILLARD PUBLIC SCHOOLS	269,548,084	65,500,152	68,188,951	2,688,799	1.00	5.45	0.95
28-0054-000	RALSTON PUBLIC SCHOOLS	45,102,223	9,522,596	10,944,600	1,422,004	3.15	5.93	0.93
28-0059-000	BENNINGTON PUBLIC SCHOOLS	49,262,001	13,798,850	15,669,203	1,870,353	3.80	9.15	0.98
28-0066-000	WESTSIDE COMMUNITY SCHOOLS	79,984,629	29,154,022	30,297,079	1,143,057	1.43	4.65	0.79
29-0117-000	DUNDY CO STRATTON PUBLIC SCHS	5,455,672	430,206	438,367	8,161	0.15	7.80	0.47
30-0025-000	FILLMORE CENTRAL PUBLIC SCHS	9,755,517	948,964	912,549	(36,415)	(0.37)	5.52	0.48
30-0054-000	SHICKLEY PUBLIC SCHOOLS	3,441,891	381,619	259,250	(122,369)	(3.56)	6.31	0.64
31-0506-000	FRANKLIN PUBLIC SCHOOLS	5,272,407	496,504	445,180	(51,324)	(0.97)	6.77	0.79

draft

COMPARISON OF 2026/27 STATE AID MODEL UNDER CURRENT STATUTE TO PRIOR YEAR CALCULATED AID

SYSTEM / COUNTY DISTRICT NUMBER	DISTRICT NAME	25/26 FORMULA NEEDS	25/26 STATE AID TOTAL CALCULATED	26/27 STATE AID TOTAL CALCULATED	DIFFERENCE BETWEEN 26/27 AND PRIOR YEAR	PERCENT STATE AID CHANGE AS A PERCENT OF FORMULA NEED FOR 26/27 STATE AID	PERCENT CHANGE IN ADJUSTED VALUATION	GENERAL FUND LEVY
32-0046-000	MAYWOOD PUBLIC SCHOOLS	4,222,866	770,557	532,767	(237,790)	(5.63)	11.84	0.82
32-0095-000	EUSTIS-FARNAM PUBLIC SCHOOLS	3,990,894	275,341	281,699	6,358	0.16	12.91	0.65
32-0125-000	MEDICINE VALLEY PUBLIC SCHOOLS	4,393,833	568,598	300,825	(267,773)	(6.09)	13.74	1.03
33-0018-000	ARAPAHOE PUBLIC SCHOOLS	5,726,484	532,524	489,865	(42,659)	(0.74)	12.61	0.61
33-0021-000	CAMBRIDGE PUBLIC SCHOOLS	4,985,468	804,085	941,060	136,975	2.75	13.55	0.77
33-0540-000	SOUTHERN VALLEY SCHOOLS	7,530,879	616,491	594,062	(22,429)	(0.30)	12.21	0.60
34-0001-000	SOUTHERN SCHOOL DIST 1	7,697,232	1,859,913	526,137	(1,333,776)	(17.33)	22.78	0.84
34-0015-000	BEATRICE PUBLIC SCHOOLS	26,878,842	4,905,844	3,713,956	(1,191,888)	(4.43)	11.44	0.77
34-0034-000	FREEMAN PUBLIC SCHOOLS	7,699,294	1,742,138	1,865,581	123,443	1.60	18.02	0.53
34-0100-000	DILLER-ODELL PUBLIC SCHOOLS	4,974,970	603,271	757,757	154,486	3.11	13.68	0.50
35-0001-000	GARDEN COUNTY SCHOOLS	4,978,478	358,395	373,851	15,456	0.31	8.56	0.36
36-0100-000	BURWELL PUBLIC SCHOOLS	4,865,107	593,951	598,273	4,322	0.09	23.02	0.75
37-0030-000	ELWOOD PUBLIC SCHOOLS	4,228,220	329,002	346,503	17,501	0.41	10.52	0.40
38-0011-000	HYANNIS AREA SCHOOLS	3,875,670	376,341	378,868	2,527	0.07	4.96	0.32
39-0060-000	CENTRAL VALLEY PUBLIC SCHOOLS	6,305,186	490,162	482,172	(7,990)	(0.13)	12.45	0.64
40-0002-000	GRAND ISLAND PUBLIC SCHOOLS	141,489,317	76,090,045	68,120,885	(7,969,160)	(5.63)	7.61	0.79
40-0082-000	NORTHWEST PUBLIC SCHOOLS	18,239,273	10,383,962	11,494,398	1,110,436	6.09	9.90	0.49
40-0083-000	WOOD RIVER RURAL SCHOOLS	8,237,539	751,187	773,937	22,750	0.28	13.19	0.77
40-0126-000	DONIPHAN-TRUMBULL PUBLIC SCHS	7,781,863	929,109	1,452,749	523,640	6.73	10.66	0.73
41-0002-000	GILTNER PUBLIC SCHOOLS	4,745,050	1,205,499	920,760	(284,739)	(6.00)	5.51	0.60
41-0091-000	HAMPTON PUBLIC SCHOOLS	3,905,283	730,682	903,769	173,087	4.43	5.62	0.55
41-0504-000	AURORA PUBLIC SCHOOLS	16,108,515	2,009,250	1,990,645	(18,605)	(0.12)	7.31	0.67
42-0002-000	ALMA PUBLIC SCHOOLS	6,928,714	1,280,828	1,403,370	122,542	1.77	10.74	0.74
43-0079-000	HAYES CENTER PUBLIC SCHOOLS	3,779,303	236,514	215,499	(21,015)	(0.56)	9.79	0.57
44-0070-000	HITCHCOCK CO SCH SYSTEM	5,464,354	431,421	430,923	(498)	(0.01)	10.57	0.74
45-0007-000	O'NEILL PUBLIC SCHOOLS	12,761,930	1,268,553	1,268,593	40	0.00	13.93	0.58
45-0044-000	STUART PUBLIC SCHOOLS	4,146,878	1,595,121	1,222,560	(372,561)	(8.98)	14.79	0.84
45-0137-000	CHAMBERS PUBLIC SCHOOLS	3,340,328	218,132	243,429	25,297	0.76	18.65	0.64
45-0239-000	WEST HOLT PUBLIC SCHOOLS	7,714,929	671,661	643,583	(28,078)	(0.36)	18.55	0.44
46-0001-000	MULLEN PUBLIC SCHOOLS	4,036,784	483,491	541,487	57,996	1.44	8.30	0.40
47-0001-000	ST PAUL PUBLIC SCHOOLS	9,758,562	1,045,357	1,349,385	304,028	3.12	8.11	0.85
47-0100-000	CENTURA PUBLIC SCHOOLS	7,775,107	910,911	853,792	(57,119)	(0.73)	8.82	0.84
47-0103-000	ELBA PUBLIC SCHOOLS	3,251,340	1,218,190	1,118,730	(99,460)	(3.06)	8.69	0.90
48-0008-000	FAIRBURY PUBLIC SCHOOLS	13,820,033	1,369,237	1,318,008	(51,229)	(0.37)	12.08	0.68
48-0300-000	TRI COUNTY PUBLIC SCHOOLS	7,440,376	1,325,923	1,418,058	92,135	1.24	13.84	0.49
48-0303-000	MERIDIAN PUBLIC SCHOOLS	4,374,332	1,205,672	1,100,466	(105,206)	(2.41)	8.86	0.52
49-0033-000	STERLING PUBLIC SCHOOLS	4,227,427	333,480	313,629	(19,851)	(0.47)	19.42	0.68
49-0050-000	JOHNSON CO CENTRAL PUBLIC SCHS	8,539,875	792,253	734,064	(58,189)	(0.68)	17.66	0.78
50-0001-000	WILCOX-HILDRETH PUBLIC SCHOOLS	5,020,972	383,658	365,081	(18,577)	(0.37)	12.79	0.51
50-0501-000	AXTELL COMMUNITY SCHOOLS	5,538,773	985,216	914,311	(70,905)	(1.28)	14.72	0.64
50-0503-000	MINDEN PUBLIC SCHOOLS	11,900,566	1,322,144	1,235,023	(87,121)	(0.73)	12.90	0.55
51-0001-000	OGALLALA PUBLIC SCHOOLS	11,636,763	1,245,808	1,230,810	(14,998)	(0.13)	10.77	0.64
51-0006-000	PAXTON CONSOLIDATED SCHOOLS	4,157,910	727,323	678,499	(48,824)	(1.17)	14.09	0.45
52-0100-000	KEYA PAHA COUNTY SCHOOLS	2,974,372	134,648	144,498	9,850	0.33	15.46	0.40
53-0001-000	KIMBALL PUBLIC SCHOOLS	7,110,326	610,900	624,575	13,675	0.19	26.80	0.62

draft

COMPARISON OF 2026/27 STATE AID MODEL UNDER CURRENT STATUTE TO PRIOR YEAR CALCULATED AID

SYSTEM / COUNTY DISTRICT NUMBER	DISTRICT NAME	25/26 FORMULA NEEDS	25/26 STATE AID TOTAL CALCULATED	26/27 STATE AID TOTAL CALCULATED	DIFFERENCE BETWEEN 26/27 AND PRIOR YEAR	PERCENT STATE AID CHANGE AS A PERCENT OF FORMULA NEED FOR 26/27 STATE AID	PERCENT CHANGE IN ADJUSTED VALUATION	GENERAL FUND LEVY
54-0013-000	CREIGHTON COMMUNITY PUBLIC SCH	5,826,881	592,016	617,837	25,821	0.44	9.24	0.65
54-0096-000	CROFTON COMMUNITY SCHOOLS	6,789,203	923,938	978,685	54,747	0.81	12.78	0.57
54-0501-000	NIOBRARA PUBLIC SCHOOLS	4,850,691	1,009,882	964,919	(44,963)	(0.93)	7.11	0.65
54-0505-000	SANTEE COMMUNITY SCHOOLS	5,107,528	4,024,358	4,143,637	119,279	2.34	7.51	0.94
54-0576-000	WAUSA PUBLIC SCHOOLS	4,502,701	406,253	431,505	25,252	0.56	9.18	0.60
54-0583-000	VERDIGRE PUBLIC SCHOOLS	3,753,903	347,889	409,506	61,617	1.64	4.11	0.64
54-0586-000	BLOOMFIELD COMMUNITY SCHOOLS	5,216,983	442,412	461,095	18,683	0.36	4.79	0.52
55-0001-000	LINCOLN PUBLIC SCHOOLS	544,469,517	81,039,861	70,064,592	(10,975,269)	(2.02)	7.04	0.90
55-0145-000	WAVERLY SCHOOL DISTRICT 145	25,684,168	3,493,515	3,525,466	31,951	0.12	12.38	0.70
55-0148-000	MALCOLM PUBLIC SCHOOLS	9,471,829	3,036,592	3,068,207	31,615	0.33	15.17	0.62
55-0160-000	NORRIS SCHOOL DIST 160	26,715,499	5,156,318	3,960,045	(1,196,273)	(4.48)	12.81	0.66
55-0161-000	RAYMOND CENTRAL PUBLIC SCHOOLS	11,552,816	1,205,678	1,271,252	65,574	0.57	13.55	0.76
56-0001-000	NORTH PLATTE PUBLIC SCHOOLS	47,476,113	9,598,688	7,152,505	(2,446,183)	(5.15)	6.42	0.93
56-0006-000	BRADY PUBLIC SCHOOLS	4,150,562	759,906	810,728	50,822	1.22	6.59	0.74
56-0007-000	MAXWELL PUBLIC SCHOOLS	5,173,906	2,082,202	2,152,239	70,037	1.35	9.54	0.55
56-0037-000	HERSHEY PUBLIC SCHOOLS	7,959,034	2,838,705	3,159,459	320,754	4.03	4.47	0.76
56-0055-000	SUTHERLAND PUBLIC SCHOOLS	5,083,219	445,327	472,138	26,811	0.53	4.86	0.90
56-0565-000	WALLACE PUBLIC SCH DIST 65 R	3,951,081	305,779	391,800	86,021	2.18	5.94	0.64
57-0501-000	STAPLETON PUBLIC SCHOOLS	3,827,560	390,263	261,497	(128,766)	(3.36)	7.28	0.66
58-0025-000	LOUP COUNTY PUBLIC SCHOOLS	3,147,947	134,072	230,612	96,540	3.07	17.93	0.54
59-0001-000	MADISON PUBLIC SCHOOLS	8,993,277	910,565	987,512	76,947	0.86	12.75	0.58
59-0002-000	NORFOLK PUBLIC SCHOOLS	56,243,039	7,961,292	7,130,359	(830,933)	(1.48)	10.93	0.84
59-0005-000	BATTLE CREEK PUBLIC SCHOOLS	8,466,460	1,678,101	1,652,075	(26,026)	(0.31)	8.60	0.55
59-0013-000	NEWMAN GROVE PUBLIC SCHOOLS	4,247,984	335,082	364,820	29,738	0.70	12.64	0.38
59-0080-000	ELKHORN VALLEY SCHOOLS	7,615,592	793,887	810,254	16,367	0.21	15.10	0.56
60-0090-000	MC PHERSON COUNTY SCHOOLS	2,941,891	147,909	79,471	(68,438)	(2.33)	7.84	0.65
61-0004-000	CENTRAL CITY PUBLIC SCHOOLS	12,109,204	1,253,419	1,450,087	196,668	1.62	4.60	0.68
61-0049-000	PALMER PUBLIC SCHOOLS	5,609,062	1,664,151	1,720,797	56,646	1.01	10.01	0.77
62-0021-000	BAYARD PUBLIC SCHOOLS	6,145,923	1,594,384	1,173,786	(420,598)	(6.84)	9.16	1.03
62-0063-000	BRIDGEPORT PUBLIC SCHOOLS	8,629,365	1,664,489	1,698,506	34,017	0.39	7.89	0.87
63-0001-000	FULLERTON PUBLIC SCHOOLS	5,715,254	527,941	563,603	35,662	0.62	15.14	0.69
63-0030-000	TWIN RIVER PUBLIC SCHOOLS	7,453,691	661,382	613,380	(48,002)	(0.64)	13.13	0.55
64-0023-000	JOHNSON-BROCK PUBLIC SCHOOLS	5,805,870	1,237,568	1,264,131	26,563	0.46	17.25	0.46
64-0029-000	AUBURN PUBLIC SCHOOLS	13,889,883	3,846,379	3,535,737	(310,642)	(2.24)	13.61	0.95
65-0005-000	LAWRENCE-NELSON PUBLIC SCHOOLS	4,418,680	361,348	348,569	(12,779)	(0.29)	12.06	0.72
65-0011-000	SUPERIOR PUBLIC SCHOOLS	7,926,660	661,583	619,584	(41,999)	(0.53)	8.07	0.91
66-0027-000	SYRACUSE-DUNBAR-AVOCA SCHOOLS	11,930,010	1,310,062	1,305,785	(4,277)	(0.04)	14.88	0.63
66-0111-000	NEBRASKA CITY PUBLIC SCHOOLS	19,331,979	3,793,550	2,502,397	(1,291,153)	(6.68)	11.96	0.82
66-0501-000	PALMYRA DISTRICT O R 1	12,446,772	3,080,831	1,560,127	(1,520,704)	(12.22)	14.38	0.65
67-0001-000	PAWNEE CITY PUBLIC SCHOOLS	5,707,438	1,017,294	1,074,926	57,632	1.01	18.01	0.79
67-0069-000	LEWISTON CONSOLIDATED SCHOOLS	4,209,029	597,207	641,216	44,009	1.05	21.27	0.39
68-0020-000	PERKINS COUNTY SCHOOLS	7,177,979	668,938	616,691	(52,247)	(0.73)	5.57	0.44
69-0044-000	HOLDREGE PUBLIC SCHOOLS	14,963,418	1,718,526	1,614,949	(103,577)	(0.69)	11.35	0.73
69-0054-000	BERTRAND PUBLIC SCHOOLS	4,943,336	380,441	372,759	(7,682)	(0.16)	14.72	0.57
69-0055-000	LOOMIS PUBLIC SCHOOLS	4,873,116	1,225,645	1,304,352	78,707	1.62	13.22	0.50

draft

COMPARISON OF 2026/27 STATE AID MODEL UNDER CURRENT STATUTE TO PRIOR YEAR CALCULATED AID

SYSTEM / COUNTY DISTRICT NUMBER	DISTRICT NAME	25/26 FORMULA NEEDS	25/26 STATE AID TOTAL CALCULATED	26/27 STATE AID TOTAL CALCULATED	DIFFERENCE BETWEEN 26/27 AND PRIOR YEAR	PERCENT STATE AID CHANGE AS A PERCENT OF FORMULA NEED FOR 26/27 STATE AID	PERCENT CHANGE IN ADJUSTED VALUATION	GENERAL FUND LEVY
70-0002-000	PIERCE PUBLIC SCHOOLS	10,253,922	1,352,420	1,369,313	16,893	0.16	8.33	0.66
70-0005-000	PLAINVIEW PUBLIC SCHOOLS	6,146,542	567,151	559,067	(8,084)	(0.13)	10.78	0.48
70-0542-000	OSMOND COMMUNITY SCHOOLS	4,381,635	432,576	335,058	(97,518)	(2.23)	5.86	0.58
71-0001-000	COLUMBUS PUBLIC SCHOOLS	54,568,671	18,031,034	18,254,263	223,229	0.41	5.62	0.87
71-0005-000	LAKEVIEW COMMUNITY SCHOOLS	14,624,460	2,819,108	2,978,624	159,516	1.09	8.91	0.35
71-0067-000	HUMPHREY PUBLIC SCHOOLS	5,707,350	1,066,859	1,047,036	(19,823)	(0.35)	9.97	0.33
72-0015-000	CROSS COUNTY COMMUNITY SCHOOLS	6,142,970	629,261	797,243	167,982	2.73	20.71	0.51
72-0019-000	OSCEOLA PUBLIC SCHOOLS	4,900,848	530,332	570,774	40,442	0.83	20.99	0.64
72-0032-000	SHELBY - RISING CITY PUBLIC SC	7,285,795	1,228,127	1,167,788	(60,339)	(0.83)	18.56	0.49
72-0075-000	HIGH PLAINS COMMUNITY SCHOOLS	4,430,368	329,811	294,707	(35,104)	(0.79)	11.83	0.47
73-0017-000	MC COOK PUBLIC SCHOOLS	19,167,968	5,414,380	5,354,855	(59,525)	(0.31)	8.48	0.86
73-0179-000	SOUTHWEST PUBLIC SCHOOLS	5,614,327	577,275	470,215	(107,060)	(1.91)	12.58	0.43
74-0056-000	FALLS CITY PUBLIC SCHOOLS	13,187,295	1,416,402	1,474,208	57,806	0.44	9.96	0.59
74-0070-000	HUMBOLDT TABLE ROCK STEINAUER	5,924,782	484,076	472,192	(11,884)	(0.20)	10.09	0.52
75-0100-000	ROCK COUNTY PUBLIC SCHOOLS	4,306,044	494,976	490,543	(4,433)	(0.10)	23.22	0.38
76-0002-000	CRETE PUBLIC SCHOOLS	29,987,231	11,162,914	9,093,778	(2,069,136)	(6.90)	13.35	0.90
76-0044-000	DORCHESTER PUBLIC SCHOOL	4,592,566	505,449	540,507	35,058	0.76	9.51	0.72
76-0082-000	WILBER-CLATONIA PUBLIC SCHOOLS	9,286,941	1,221,046	1,015,016	(206,030)	(2.22)	10.61	0.62
76-0090-000	EXETER-MILLIGAN-FRIEND PUBLIC SCHO	8,518,389	642,033	615,544	(26,489)	(0.31)	8.65	0.52
77-0001-000	BELLEVUE PUBLIC SCHOOLS	117,369,401	50,264,238	50,851,343	587,105	0.50	7.13	1.03
77-0027-000	PAPILLION-LA VISTA PUBLIC SCHS	143,221,285	21,734,198	22,538,115	803,917	0.56	6.83	0.90
77-0037-000	GRETNA PUBLIC SCHOOLS	84,099,307	14,787,428	12,470,726	(2,316,702)	(2.75)	11.19	0.96
77-0046-000	SPRINGFIELD PLATTEVIEW COMMUNI	16,265,280	3,201,009	3,289,290	88,281	0.54	5.05	0.31
78-0001-000	ASHLAND-GREENWOOD PUBLIC SCHS	16,710,083	1,998,525	1,988,045	(10,480)	(0.06)	10.05	0.60
78-0009-000	YUTAN PUBLIC SCHOOLS	7,822,711	2,002,162	1,882,838	(119,324)	(1.53)	6.74	0.86
78-0039-000	WAHOO PUBLIC SCHOOLS	15,718,568	1,845,644	1,856,326	10,682	0.07	7.03	0.73
78-0072-000	MEAD PUBLIC SCHOOLS	4,944,775	817,323	783,675	(33,648)	(0.68)	3.23	0.68
78-0107-000	CEDAR BLUFFS PUBLIC SCHOOLS	8,257,198	3,489,543	3,751,130	261,587	3.17	3.24	0.72
79-0002-000	MINATARE PUBLIC SCHOOLS	3,741,082	2,786,902	3,028,354	241,452	6.45	11.14	0.73
79-0011-000	MORRILL PUBLIC SCHOOLS	6,560,523	842,744	546,992	(295,752)	(4.51)	6.16	0.92
79-0016-000	GERING PUBLIC SCHOOLS	22,690,623	9,014,993	9,706,861	691,868	3.05	5.54	0.99
79-0031-000	MITCHELL PUBLIC SCHOOLS	9,494,149	4,667,455	5,412,284	744,829	7.85	6.39	0.71
79-0032-000	SCOTTSBLUFF PUBLIC SCHOOLS	45,952,402	18,456,298	18,046,138	(410,160)	(0.89)	8.54	0.59
80-0005-000	MILFORD PUBLIC SCHOOLS	12,240,016	2,192,396	1,847,342	(345,054)	(2.82)	10.27	0.72
80-0009-000	SEWARD PUBLIC SCHOOLS	18,285,100	2,445,367	2,418,569	(26,798)	(0.15)	9.17	0.63
80-0567-000	CENTENNIAL PUBLIC SCHOOLS	8,464,062	821,697	772,853	(48,844)	(0.58)	15.88	0.37
81-0003-000	HAY SPRINGS PUBLIC SCHOOLS	4,078,372	1,528,742	1,744,568	215,826	5.29	7.00	0.82
81-0010-000	GORDON-RUSHVILLE PUBLIC SCHS	9,698,319	791,912	775,765	(16,147)	(0.17)	6.37	0.64
82-0001-000	LOUP CITY PUBLIC SCHOOLS	5,610,668	466,901	480,514	13,613	0.24	16.23	0.56
82-0015-000	LITCHFIELD PUBLIC SCHOOLS	3,417,479	247,503	293,559	46,056	1.35	10.08	0.87
83-0500-000	SIOUX COUNTY PUBLIC SCHOOLS	3,168,599	126,049	115,006	(11,043)	(0.35)	13.35	0.46
84-0003-000	STANTON COMMUNITY SCHOOLS	7,186,619	633,408	842,506	209,098	2.91	19.17	0.63
85-0060-000	DESHLER PUBLIC SCHOOLS	5,235,998	419,327	379,404	(39,923)	(0.76)	5.16	0.62
85-0070-000	THAYER CENTRAL COMMUNITY SCHS	7,486,502	679,873	699,754	19,881	0.27	3.43	0.56
85-2001-000	BRUNING-DAVENPORT UNIFIED SYS	4,146,888	314,984	310,846	(4,138)	(0.10)	4.94	0.42

draft

COMPARISON OF 2026/27 STATE AID MODEL UNDER CURRENT STATUTE TO PRIOR YEAR CALCULATED AID

SYSTEM / COUNTY DISTRICT NUMBER	DISTRICT NAME	25/26 FORMULA NEEDS	25/26 STATE AID TOTAL CALCULATED	26/27 STATE AID TOTAL CALCULATED	DIFFERENCE BETWEEN 26/27 AND PRIOR YEAR	PERCENT STATE AID CHANGE AS A PERCENT OF FORMULA NEED FOR 26/27 STATE AID	PERCENT CHANGE IN ADJUSTED VALUATION	GENERAL FUND LEVY
86-0001-000	THEDFORD PUBLIC SCHOOLS	3,209,801	223,172	233,915	10,743	0.33	(1.88)	0.66
87-0001-000	PENDER PUBLIC SCHOOLS	7,601,544	1,244,441	1,345,748	101,307	1.33	12.99	0.64
87-0013-000	WALTHILL PUBLIC SCHOOLS	6,307,122	2,974,553	3,160,035	185,482	2.94	10.92	1.05
87-0016-000	UMO N HO N NATION PUBLIC SCHS	9,131,947	7,551,965	8,141,918	589,953	6.46	13.45	0.00
87-0017-000	WINNEBAGO PUBLIC SCHOOLS	11,987,510	7,488,591	7,373,117	(115,474)	(0.96)	9.32	1.05
88-0005-000	ORD PUBLIC SCHOOLS	8,210,359	980,013	1,038,216	58,203	0.71	12.64	0.65
88-0021-000	ARCADIA PUBLIC SCHOOLS	3,579,954	1,341,850	1,056,637	(285,213)	(7.97)	11.36	0.88
89-0001-000	BLAIR COMMUNITY SCHOOLS	24,805,674	3,723,001	3,583,814	(139,187)	(0.56)	5.68	0.61
89-0003-000	FORT CALHOUN COMMUNITY SCHS	12,297,225	4,247,791	4,164,978	(82,813)	(0.67)	7.13	0.87
89-0024-000	ARLINGTON PUBLIC SCHOOLS	10,765,282	2,201,867	2,377,975	176,108	1.64	9.95	0.68
90-0017-000	WAYNE COMMUNITY SCHOOLS	14,256,080	1,886,720	2,035,551	148,831	1.04	11.99	0.66
90-0560-000	WAKEFIELD PUBLIC SCHOOLS	9,110,580	1,330,616	798,347	(532,269)	(5.84)	11.20	0.75
90-0595-000	WINSIDE PUBLIC SCHOOLS	4,899,145	932,543	1,043,272	110,729	2.26	13.12	0.44
91-0002-000	RED CLOUD COMMUNITY SCHOOLS	5,070,073	731,251	768,113	36,862	0.73	3.03	0.74
91-0074-000	BLUE HILL PUBLIC SCHOOLS	5,732,347	1,088,145	1,113,896	25,751	0.45	9.98	0.74
92-0045-000	WHEELER CENTRAL SCHOOLS	3,441,105	196,788	183,984	(12,804)	(0.37)	15.14	0.41
93-0012-000	YORK PUBLIC SCHOOLS	20,002,171	3,043,815	2,909,848	(133,967)	(0.67)	17.84	0.76
93-0083-000	MC COOL JUNCTION PUBLIC SCHS	5,128,553	1,191,574	1,181,938	(9,636)	(0.19)	22.51	0.62
93-0096-000	HEARTLAND COMMUNITY SCHOOLS	5,879,568	524,705	501,067	(23,638)	(0.40)	17.20	0.44

draft

NEBRASKA DEPARTMENT OF EDUCATION
2026/27 BUDGET AUTHORITY AND ALLOWABLE RESERVE PERCENTAGE

Model of 2026-27 Budget Authority February 5, 2026

B = Budget Based Calculation
SGA = Student Growth Adjustment Calculation
F = Formula Needs Based Calculation

2.5% Basic Allowable Growth Rate (BAGR)

COUNTY/ DISTRICT NUMBER	DISTRICT NAME	CLASS	2026/27 BUDGET AUTHORITY	METHOD	RESERVE %
01-0003-000	KENESAW PUBLIC SCHOOLS	1	5,067,908	F	45
01-0018-000	HASTINGS PUBLIC SCHOOLS	3	43,385,509	F	25
01-0090-000	ADAMS CENTRAL PUBLIC SCHOOLS	3	14,422,632	B	35
01-0123-000	SILVER LAKE PUBLIC SCHOOLS	1	5,270,649	B	45
02-0009-000	NELIGH-OAKDALE SCHOOLS	2	6,679,006	B	45
02-0018-000	ELGIN PUBLIC SCHOOLS	1	3,674,868	B	45
02-0115-000	SUMMERLAND PUBLIC SCHOOLS	2	10,116,687	B	45
03-0500-000	ARTHUR COUNTY SCHOOLS	1	3,803,658	B	45
04-0001-000	BANNER COUNTY PUBLIC SCHOOLS	1	4,376,857	B	45
05-0071-000	SANDHILLS PUBLIC SCHOOLS	1	4,364,116	B	45
06-0001-000	BOONE CENTRAL SCHOOLS	2	9,982,704	B	35
06-0017-000	ST EDWARD PUBLIC SCHOOLS	1	3,542,331	B	45
06-0075-000	RIVERSIDE PUBLIC SCHOOLS	2	6,332,964	B	45
07-0006-000	ALLIANCE PUBLIC SCHOOLS	3	22,056,976	B	35
07-0010-000	HEMINGFORD PUBLIC SCHOOLS	2	7,342,641	F	45
08-0051-000	BOYD COUNTY SCHOOLS	2	7,686,064	B	45
09-0010-000	AINSWORTH COMMUNITY SCHOOLS	2	9,866,306	B	45
10-0002-000	GIBBON PUBLIC SCHOOLS	2	9,845,148	B	35
10-0007-000	KEARNEY PUBLIC SCHOOLS	3	69,214,133	F	25
10-0009-000	ELM CREEK PUBLIC SCHOOLS	2	6,649,371	F	45
10-0019-000	SHELTON PUBLIC SCHOOLS	1	6,300,675	B	45
10-0069-000	RAVENNA PUBLIC SCHOOLS	2	6,792,036	F	45
10-0105-000	PLEASANTON PUBLIC SCHOOLS	1	7,240,176	F	45
10-0119-000	AMHERST PUBLIC SCHOOLS	1	7,357,042	B	45

11-0001-000	TEKAMAH-HERMAN COMMUNITY SCHS	2	9,646,488	B	35
11-0014-000	OAKLAND CRAIG PUBLIC SCHOOLS	2	7,524,753	F	45
11-0020-000	LYONS-DECATUR NORTHEAST SCHS	2	5,388,148	F	45
12-0056-000	DAVID CITY PUBLIC SCHOOLS	3	11,530,226	B	35
12-0502-000	EAST BUTLER PUBLIC SCHOOLS	2	7,420,313	B	45
13-0001-000	PLATTSMOUTH COMMUNITY SCHOOLS	3	17,510,298	F	35
13-0022-000	WEEPING WATER PUBLIC SCHOOLS	2	5,715,988	B	45
13-0032-000	LOUISVILLE PUBLIC SCHOOLS	2	9,481,457	F	35
13-0056-000	CONESTOGA PUBLIC SCHOOLS	2	10,832,804	F	35
13-0097-000	ELMWOOD-MURDOCK PUBLIC SCHOOLS	2	7,969,128	B	45
14-0008-000	HARTINGTON NEWCASTLE PUBLIC SCHOOLS	2	7,760,731	B	45
14-0045-000	RANDOLPH PUBLIC SCHOOLS	2	6,223,721	B	45
14-0054-000	LAUREL-CONCORD-COLERIDGE SCHOOL	2	9,666,393	B	45
14-0101-000	WYNOT PUBLIC SCHOOLS	1	4,190,758	F	45
15-0010-000	CHASE COUNTY SCHOOLS	2	10,160,981	B	35
15-0536-000	WAUNETA-PALISADE PUBLIC SCHS	1	5,660,422	B	45
16-0006-000	VALENTINE COMMUNITY SCHOOLS	2	14,008,503	B	35
16-0030-000	CODY-KILGORE PUBLIC SCHS	1	4,459,178	B	45
17-0001-000	SIDNEY PUBLIC SCHOOLS	3	20,199,666	B	35
17-0003-000	LEYTON PUBLIC SCHOOLS	1	5,441,739	B	45
17-0009-000	POTTER-DIX PUBLIC SCHOOLS	1	5,178,086	B	45
18-0002-000	SUTTON PUBLIC SCHOOLS	2	7,352,736	B	45
18-0011-000	HARVARD PUBLIC SCHOOLS	1	5,312,483	B	45
18-0501-000	SANDY CREEK SCHOOLS	2	10,263,902	B	45
19-0039-000	LEIGH COMMUNITY SCHOOLS	1	5,573,575	F	45
19-0058-000	CLARKSON PUBLIC SCHOOLS	1	4,421,988	F	45
19-0070-000	HOWELLS-DODGE CONSOLIDATED SCHOOLS	2	5,941,925	B	45
19-0123-000	SCHUYLER COMMUNITY SCHOOLS	3	26,217,974	B	35
20-0001-000	WEST POINT PUBLIC SCHOOLS	3	12,898,270	B	35
20-0020-000	BANCROFT-ROSALIE COMM SCHOOLS	1	5,542,102	F	45
20-0030-000	WISNER-PILGER PUBLIC SCHOOLS	2	8,391,704	B	45
21-0015-000	ANSELMO-MERNA PUBLIC SCHOOLS	1	5,525,172	B	45
21-0025-000	BROKEN BOW PUBLIC SCHOOLS	2	13,255,041	F	35
21-0044-000	ANSLEY PUBLIC SCHOOLS	1	4,319,195	F	45
21-0084-000	SARGENT PUBLIC SCHOOLS	1	4,258,751	B	45
21-0089-000	ARNOLD PUBLIC SCHOOLS	1	4,224,892	F	45

21-0180-000	CALLAWAY PUBLIC SCHOOLS	1	4,299,934	B	45
22-0011-000	SO SIOUX CITY COMMUNITY SCHS	3	55,129,125	F	25
22-0031-000	HOMER COMMUNITY SCHOOLS	2	8,752,179	F	45
23-0002-000	CHADRON PUBLIC SCHOOLS	3	14,778,300	B	35
23-0071-000	CRAWFORD PUBLIC SCHOOLS	1	4,415,317	B	45
24-0001-000	LEXINGTON PUBLIC SCHOOLS	3	51,617,065	B	35
24-0004-000	OVERTON PUBLIC SCHOOLS	1	5,500,023	B	45
24-0011-000	COZAD COMMUNITY SCHOOLS	3	15,884,359	B	35
24-0020-000	GOTHENBURG PUBLIC SCHOOLS	2	15,991,088	B	35
24-0101-000	SUMNER-EDDYVILLE-MILLER SCHS	1	4,639,409	B	45
25-0025-000	CREEK VALLEY SCHOOLS	2	6,974,669	B	45
25-0095-000	SOUTH PLATTE PUBLIC SCHOOLS	1	4,408,792	F	45
26-0001-000	PONCA PUBLIC SCHOOLS	2	7,884,652	B	45
26-0070-000	ALLEN CONSOLIDATED SCHOOLS	1	4,783,003	B	45
26-0561-000	EMERSON-HUBBARD PUBLIC SCHOOLS	2	5,308,856	B	45
27-0001-000	FREMONT PUBLIC SCHOOLS	3	60,595,542	F	25
27-0062-000	SCRIBNER-SNYDER COMMUNITY SCHS	2	5,274,928	B	45
27-0594-000	LOGAN VIEW PUBLIC SCHOOLS	2	10,293,380	B	35
27-0595-000	NORTH BEND CENTRAL PUBLIC SCHS	2	8,942,697	F	35
28-0001-000	OMAHA PUBLIC SCHOOLS	5	765,097,241	B	20
28-0010-000	ELKHORN PUBLIC SCHOOLS	3	137,167,956	F	20
28-0015-000	DOUGLAS CO WEST COMMUNITY SCHS	3	14,988,334	B	35
28-0017-000	MILLARD PUBLIC SCHOOLS	3	266,620,756	F	20
28-0054-000	RALSTON PUBLIC SCHOOLS	3	45,153,194	F	25
28-0059-000	BENNINGTON PUBLIC SCHOOLS	3	53,002,559	F	25
28-0066-000	WESTSIDE COMMUNITY SCHOOLS	3	85,481,141	B	25
29-0117-000	DUNDY CO STRATTON PUBLIC SCHS	2	9,367,327	B	45
30-0025-000	FILLMORE CENTRAL PUBLIC SCHS	2	8,451,933	B	35
30-0054-000	SHICKLEY PUBLIC SCHOOLS	1	3,354,343	B	45
31-0506-000	FRANKLIN PUBLIC SCHOOLS	2	6,088,160	B	45
32-0046-000	MAYWOOD PUBLIC SCHOOLS	1	4,095,094	B	45
32-0095-000	EUSTIS-FARNAM PUBLIC SCHOOLS	1	5,588,091	B	45
32-0125-000	MEDICINE VALLEY PUBLIC SCHOOLS	1	4,898,095	B	45
33-0018-000	ARAPAHOE PUBLIC SCHOOLS	2	6,034,994	B	45
33-0021-000	CAMBRIDGE PUBLIC SCHOOLS	1	5,411,102	B	45
33-0540-000	SOUTHERN VALLEY SCHOOLS	2	8,494,446	B	45

34-0001-000	SOUTHERN SCHOOL DISTRICT 1	2	7,365,348	B	45
34-0015-000	BEATRICE PUBLIC SCHOOLS	3	27,603,165	B	35
34-0034-000	FREEMAN PUBLIC SCHOOLS	2	7,980,543	B	45
34-0100-000	DILLER-ODELL PUBLIC SCHOOLS	1	5,249,366	F	45
35-0001-000	GARDEN COUNTY SCHOOLS	2	6,184,151	B	45
36-0100-000	BURWELL PUBLIC SCHOOLS	2	6,609,104	B	45
37-0030-000	ELWOOD PUBLIC SCHOOLS	2	4,484,748	F	45
38-0011-000	HYANNIS AREA SCHOOLS	1	4,120,727	B	45
39-0060-000	CENTRAL VALLEY PUBLIC SCHOOLS	2	8,890,475	B	45
40-0002-000	GRAND ISLAND PUBLIC SCHOOLS	3	135,975,708	B	25
40-0082-000	NORTHWEST PUBLIC SCHOOLS	2	19,356,248	F	35
40-0083-000	WOOD RIVER RURAL SCHOOLS	2	8,803,762	B	45
40-0126-000	DONIPHAN-TRUMBULL PUBLIC SCHS	2	7,608,006	B	45
41-0002-000	GILTNER PUBLIC SCHOOLS	1	4,549,936	B	45
41-0091-000	HAMPTON PUBLIC SCHOOL	1	4,026,584	F	45
41-0504-000	AURORA PUBLIC SCHOOLS	3	18,516,051	B	35
42-0002-000	ALMA PUBLIC SCHOOLS	2	7,221,366	F	45
43-0079-000	HAYES CENTER PUBLIC SCHOOLS	1	4,352,600	B	45
44-0070-000	HITCHCOCK CO SCH SYSTEM	2	5,798,295	B	45
45-0007-000	O'NEILL PUBLIC SCHOOLS	3	12,426,166	B	35
45-0044-000	STUART PUBLIC SCHOOLS	1	4,363,885	B	45
45-0137-000	CHAMBERS PUBLIC SCHOOLS	1	3,639,855	B	45
45-0239-000	WEST HOLT PUBLIC SCHOOLS	2	6,820,077	B	45
46-0001-000	MULLEN PUBLIC SCHOOLS	1	4,821,053	B	45
47-0001-000	ST PAUL PUBLIC SCHOOLS	2	11,398,295	B	35
47-0100-000	CENTURA PUBLIC SCHOOLS	2	8,923,062	B	45
47-0103-000	ELBA PUBLIC SCHOOLS	1	3,332,669	F	45
48-0008-000	FAIRBURY PUBLIC SCHOOLS	3	15,017,477	B	35
48-0300-000	TRI COUNTY PUBLIC SCHOOLS	2	7,138,817	F	45
48-0303-000	MERIDIAN PUBLIC SCHOOLS	1	4,734,030	B	45
49-0033-000	STERLING PUBLIC SCHOOLS	1	5,103,762	B	45
49-0050-000	JOHNSON CO CENTRAL PUBLIC SCHS	2	9,409,739	B	45
50-0001-000	WILCOX-HILDRETH PUBLIC SCHOOLS	1	5,764,008	B	45
50-0501-000	AXTELL COMMUNITY SCHOOLS	1	5,459,464	F	45
50-0503-000	MINDEN PUBLIC SCHOOLS	2	13,363,641	B	35
51-0001-000	OGALLALA PUBLIC SCHOOLS	3	15,300,333	B	35

51-0006-000	PAXTON CONSOLIDATED SCHOOLS	1	4,218,217	B	45
52-0100-000	KEYA PAHA COUNTY SCHOOLS	1	3,155,454	B	45
53-0001-000	KIMBALL PUBLIC SCHOOLS	2	9,242,625	B	45
54-0013-000	CREIGHTON COMMUNITY PUBLIC SCHOOLS	2	7,019,540	B	45
54-0096-000	CROFTON COMMUNITY SCHOOLS	2	6,837,353	B	45
54-0501-000	NIOBRARA PUBLIC SCHOOLS	1	4,943,842	B	45
54-0505-000	ISANTI COMMUNITY SCHOOL	1	2,706,086	F	45
54-0576-000	WAUSA PUBLIC SCHOOLS	1	4,282,384	F	45
54-0583-000	VERDIGRE PUBLIC SCHOOLS	1	3,823,336	F	45
54-0586-000	BLOOMFIELD COMMUNITY SCHOOLS	2	6,130,655	F	45
55-0001-000	LINCOLN PUBLIC SCHOOLS	4	515,501,818	F	20
55-0145-000	WAVERLY SCHOOL DISTRICT 145	3	27,118,756	B	35
55-0148-000	MALCOLM PUBLIC SCHOOLS	2	9,915,575	B	35
55-0160-000	NORRIS SCHOOL DIST 160	3	33,192,478	B	35
55-0161-000	RAYMOND CENTRAL PUBLIC SCHOOLS	2	10,738,194	B	35
56-0001-000	NORTH PLATTE PUBLIC SCHOOLS	3	46,890,250	B	25
56-0006-000	BRADY PUBLIC SCHOOLS	1	4,544,088	B	45
56-0007-000	MAXWELL PUBLIC SCHOOLS	1	5,380,965	B	45
56-0037-000	HERSHEY PUBLIC SCHOOLS	2	9,767,428	B	35
56-0055-000	SUTHERLAND PUBLIC SCHOOLS	2	7,155,144	B	45
56-0565-000	WALLACE PUBLIC SCH DIST 65 R	1	4,272,737	B	45
57-0501-000	STAPLETON PUBLIC SCHOOLS	1	4,442,987	B	45
58-0025-000	LOUP COUNTY PUBLIC SCHOOLS	1	3,260,754	B	45
59-0001-000	MADISON PUBLIC SCHOOLS	2	9,212,361	B	35
59-0002-000	NORFOLK PUBLIC SCHOOLS	3	58,791,506	B	25
59-0005-000	BATTLE CREEK PUBLIC SCHOOLS	2	9,101,543	F	35
59-0013-000	NEWMAN GROVE PUBLIC SCHOOLS	1	4,504,204	F	45
59-0080-000	ELKHORN VALLEY SCHOOLS	2	7,665,367	F	45
60-0090-000	MC PHERSON COUNTY SCHOOLS	1	3,315,344	F	45
61-0004-000	CENTRAL CITY PUBLIC SCHOOLS	2	12,152,040	F	35
61-0049-000	PALMER PUBLIC SCHOOLS	1	5,962,935	F	45
62-0021-000	BAYARD PUBLIC SCHOOLS	2	6,733,698	B	45
62-0063-000	BRIDGEPORT PUBLIC SCHOOLS	2	11,363,179	B	35
63-0001-000	FULLERTON PUBLIC SCHOOLS	2	5,886,296	B	45
63-0030-000	TWIN RIVER PUBLIC SCHOOLS	2	9,604,525	B	45
64-0023-000	JOHNSON-BROCK PUBLIC SCHOOLS	1	6,227,714	F	45

64-0029-000	AUBURN PUBLIC SCHOOLS	3	14,087,334	F	35
65-0005-000	LAWRENCE - NELSON PUBLIC SCHOOLS	2	5,528,256	B	45
65-0011-000	SUPERIOR PUBLIC SCHOOLS	2	7,232,001	F	45
66-0027-000	SYRACUSE-DUNBAR-AVOCA SCHOOLS	2	11,834,061	B	35
66-0111-000	NEBRASKA CITY PUBLIC SCHOOLS	3	18,984,662	B	35
66-0501-000	PALMYRA DISTRICT O R 1	2	12,840,123	B	35
67-0001-000	PAWNEE CITY PUBLIC SCHOOLS	2	5,964,972	B	45
67-0069-000	LEWISTON CONSOLIDATED SCHOOLS	1	4,269,279	F	45
68-0020-000	PERKINS COUNTY SCHOOLS	2	9,868,489	B	45
69-0044-000	HOLDREGE PUBLIC SCHOOLS	3	16,739,156	B	35
69-0054-000	BERTRAND PUBLIC SCHOOLS	1	4,916,447	B	45
69-0055-000	LOOMIS PUBLIC SCHOOLS	1	4,935,492	F	45
70-0002-000	PIERCE PUBLIC SCHOOLS	2	10,502,528	B	35
70-0005-000	PLAINVIEW PUBLIC SCHOOLS	2	6,234,299	B	45
70-0542-000	OSMOND COMMUNITY SCHOOLS	1	4,092,123	B	45
71-0001-000	COLUMBUS PUBLIC SCHOOLS	3	53,194,451	F	25
71-0005-000	LAKEVIEW COMMUNITY SCHOOLS	3	13,890,700	B	35
71-0067-000	HUMPHREY PUBLIC SCHOOLS	2	4,420,562	B	45
72-0015-000	CROSS COUNTY COMMUNITY SCHOOLS	2	7,522,426	B	45
72-0019-000	OSCEOLA PUBLIC SCHOOLS	1	4,926,850	B	45
72-0032-000	SHELBY - RISING CITY PUBLIC SCHOOLS	2	8,071,378	B	45
72-0075-000	HIGH PLAINS COMMUNITY SCHOOLS	2	5,175,680	B	45
73-0017-000	MC COOK PUBLIC SCHOOLS	3	20,321,620	B	35
73-0179-000	SOUTHWEST PUBLIC SCHOOLS	2	8,704,100	B	45
74-0056-000	FALLS CITY PUBLIC SCHOOLS	3	14,818,331	B	35
74-0070-000	HUMBOLDT TABLE ROCK STEINAUER	2	8,756,907	B	45
75-0100-000	ROCK COUNTY PUBLIC SCHOOLS	1	5,452,196	B	45
76-0002-000	CRETE PUBLIC SCHOOLS	3	32,256,801	B	35
76-0044-000	DORCHESTER PUBLIC SCHOOL	1	4,829,804	B	45
76-0082-000	WILBER-CLATONIA PUBLIC SCHOOLS	2	10,062,977	B	35
76-0090-000	EXETER-MILLIGAN-FRIEND PUBLIC SCHOOLS	2	9,101,488	B	45
77-0001-000	BELLEVUE PUBLIC SCHOOLS	3	108,552,544	B	25
77-0027-000	PAPILLION LA VISTA COMMUNITY SCHOOLS	3	144,453,666	F	20
77-0037-000	GRETNA PUBLIC SCHOOLS	3	77,581,319	F	25
77-0046-000	SPRINGFIELD PLATTEVIEW COMMUNITY SCHOOLS	3	18,470,043	B	35
78-0001-000	ASHLAND-GREENWOOD PUBLIC SCHS	3	16,043,187	F	35

78-0009-000	YUTAN PUBLIC SCHOOLS	2	8,352,131	B	45
78-0039-000	WAHOO PUBLIC SCHOOLS	3	14,099,408	F	35
78-0072-000	MEAD PUBLIC SCHOOLS	1	4,934,197	B	45
78-0107-000	CEDAR BLUFFS PUBLIC SCHOOLS	1	8,497,761	F	45
79-0002-000	MINATARE PUBLIC SCHOOLS	1	4,855,248	B	45
79-0011-000	MORRILL PUBLIC SCHOOLS	2	6,198,705	F	45
79-0016-000	GERING PUBLIC SCHOOLS	3	22,838,761	B	35
79-0031-000	MITCHELL PUBLIC SCHOOLS	2	10,720,463	B	35
79-0032-000	SCOTTSBLUFF PUBLIC SCHOOLS	3	46,387,646	B	25
80-0005-000	MILFORD PUBLIC SCHOOLS	2	12,060,360	F	35
80-0009-000	SEWARD PUBLIC SCHOOLS	3	22,689,347	B	35
80-0567-000	CENTENNIAL PUBLIC SCHOOLS	2	8,199,851	F	45
81-0003-000	HAY SPRINGS PUBLIC SCHOOLS	1	4,639,044	F	45
81-0010-000	GORDON-RUSHVILLE PUBLIC SCHS	2	13,187,650	B	35
82-0001-000	LOUP CITY PUBLIC SCHOOLS	2	7,005,046	B	45
82-0015-000	LITCHFIELD PUBLIC SCHOOLS	1	3,327,895	B	45
83-0500-000	SIOUX COUNTY PUBLIC SCHOOLS	1	3,896,642	B	45
84-0003-000	STANTON COMMUNITY SCHOOLS	2	7,481,834	B	45
85-0060-000	DESHLER PUBLIC SCHOOLS	1	4,906,027	F	45
85-0070-000	THAYER CENTRAL COMMUNITY SCHS	2	7,723,386	F	45
85-2001-000	BRUNING-DAVENPORT UNIFIED SYS	1	4,437,156	B	45
86-0001-000	THEDFORD PUBLIC SCHOOLS	1	3,425,989	F	45
87-0001-000	PENDER PUBLIC SCHOOLS	2	7,899,253	F	45
87-0013-000	WALTHILL PUBLIC SCHOOLS	1	6,230,322	B	45
87-0016-000	UMO N HO N NATION PUBLIC SCHS	1	8,331,189	F	35
87-0017-000	WINNEBAGO PUBLIC SCHOOLS DISTRICT 17	2	9,620,842	F	35
88-0005-000	ORD PUBLIC SCHOOLS	2	9,956,230	B	35
88-0021-000	ARCADIA PUBLIC SCHOOLS	1	4,097,401	B	45
89-0001-000	BLAIR COMMUNITY SCHOOLS	3	33,828,763	B	35
89-0003-000	FORT CALHOUN COMMUNITY SCHS	2	12,575,257	F	35
89-0024-000	ARLINGTON PUBLIC SCHOOLS	2	10,963,134	F	35
90-0017-000	WAYNE COMMUNITY SCHOOLS	3	14,637,582	B	35
90-0560-000	WAKEFIELD PUBLIC SCHOOLS	2	8,409,826	F	35
90-0595-000	WINSIDE PUBLIC SCHOOLS	1	5,077,271	B	45
91-0002-000	RED CLOUD COMMUNITY SCHOOLS	1	4,957,993	F	45
91-0074-000	BLUE HILL COMMUNITY SCHOOLS	1	5,681,009	B	45

92-0045-000	WHEELER CENTRAL SCHOOLS	1	3,369,498	F	45
93-0012-000	YORK PUBLIC SCHOOLS	3	20,209,024	B	35
93-0083-000	MC COOL JUNCTION PUBLIC SCHS	1	5,334,474	B	45
93-0096-000	HEARTLAND COMMUNITY SCHOOLS	2	6,616,092	B	45

NEBRASKA DEPARTMENT OF EDUCATION
DATA COMPONENTS USED IN CALCULATING 2026/27 CERTIFIED BUDGET AUTHORITY

Model of 2026-27
Budget Authority
February 5, 2026

BASIC ALLOWABLE GROWTH RATE = 2.5%

COUNTY/ DISTRICT NUMBER	DISTRICT NAME	2026/27 FORMULA NEEDS	2025/26 GENERAL FUND BUDGET OF EXPENDITURES	2025/26 SPECIAL GRANT FUNDS	2025/26 SPECIAL EDUCATION BUDGET OF EXPENDITURES	2025/26 GENERAL FUND LID EXCLUSIONS	2025/26 ADJUSTED EXPENDITURES	2% OF 2025/26 ADJUSTED EXPENDITURES	TOTAL UNUSED BUDGET AUTHORITY	2026/27 STUDENT GROWTH ADJUSTMENT	2026/27 STUDENT GROWTH CORRECTION
01-0003-000	KENESAW PUBLIC SCHOOLS	5,422,530	6,195,000	303,275	875,000	90,986	4,925,739	98,515	-	-	-
01-0018-000	HASTINGS PUBLIC SCHOOLS	47,967,508	54,266,377	4,087,857	9,150,000	985,300	40,043,220	800,864	11,276,613	-	-
01-0090-000	ADAMS CENTRAL PUBLIC SCHOOLS	15,274,155	18,803,500	451,627	3,870,000	411,013	14,070,860	281,417	27	167,867	152,747
01-0123-000	SILVER LAKE PUBLIC SCHOOLS	5,426,758	7,073,637	658,500	1,154,950	118,090	5,142,097	102,842	-	-	-
02-0009-000	NELIGH-OAKDALE SCHOOLS	6,806,097	9,944,726	1,578,623	1,850,000	-	6,516,103	130,322	902,645	-	-
02-0018-000	ELGIN PUBLIC SCHOOLS	4,248,362	5,723,000	969,852	1,097,500	70,411	3,585,237	71,705	-	-	-
02-0115-000	SUMMERLAND PUBLIC SCHOOLS	8,725,837	11,935,000	283,448	1,640,000	141,613	9,869,939	197,399	815	-	-
03-0500-000	ARTHUR COUNTY SCHOOLS	3,392,867	4,306,276	169,890	425,500	-	3,710,886	74,218	1,214,254	-	-
04-0001-000	BANNER COUNTY PUBLIC SCHOOLS	3,853,688	5,248,462	169,980	736,055	72,323	4,270,104	85,402	260,694	-	-
05-0071-000	SANDHILLS PUBLIC SCHOOLS	3,107,205	4,654,146	83,600	265,300	47,572	4,257,674	85,153	-	-	-
06-0001-000	BOONE CENTRAL SCHOOLS	10,238,022	11,909,929	275,706	1,895,000	-	9,739,223	194,784	-	-	-
06-0017-000	ST EDWARD PUBLIC SCHOOLS	4,266,580	5,299,606	66,000	1,777,673	-	3,455,933	69,119	-	-	-
06-0075-000	RIVERSIDE PUBLIC SCHOOLS	5,576,008	7,056,668	-	878,167	-	6,178,501	123,570	-	-	-
07-0006-000	ALLIANCE PUBLIC SCHOOLS	16,900,847	27,225,100	1,406,099	4,300,000	-	21,519,001	430,380	3,350,075	-	-
07-0010-000	HEMINGFORD PUBLIC SCHOOLS	7,839,901	8,902,899	354,224	1,250,000	148,263	7,150,412	143,008	-	-	-
08-0051-000	BOYD COUNTY SCHOOLS	6,541,766	8,580,599	-	1,082,000	-	7,498,599	149,972	2,729,131	-	-
09-0010-000	AINSWORTH COMMUNITY SCHOOLS	7,326,434	11,917,930	266,587	1,892,500	133,179	9,625,664	192,513	-	-	-
10-0002-000	GIBBON PUBLIC SCHOOLS	9,060,374	11,154,195	376,902	1,172,271	-	9,605,022	192,100	-	-	-
10-0007-000	KEARNEY PUBLIC SCHOOLS	74,981,996	83,872,392	2,914,255	12,942,500	1,842,260	66,173,377	1,323,468	46,627,137	-	-
10-0009-000	ELM CREEK PUBLIC SCHOOLS	6,939,428	7,833,382	778,975	960,000	99,411	5,994,996	119,900	-	-	-
10-0019-000	SHELTON PUBLIC SCHOOLS	5,638,065	7,147,000	-	1,000,000	-	6,147,000	122,940	148	-	-
10-0069-000	RAVENNA PUBLIC SCHOOLS	8,287,451	10,844,881	1,976,443	2,267,473	136,020	6,464,945	129,299	-	-	-
10-0105-000	PLEASANTON PUBLIC SCHOOLS	7,374,024	6,770,000	85,318	850,000	-	5,834,682	116,694	3,526,044	9,044	-
10-0119-000	AMHERST PUBLIC SCHOOLS	6,458,965	8,077,602	150,000	750,000	-	7,177,602	143,552	-	-	-
11-0001-000	TEKAMAH-HERMAN COMMUNITY SCHS	9,335,209	12,253,179	257,000	2,422,032	162,939	9,411,208	188,224	-	113,153	-
11-0014-000	OAKLAND CRAIG PUBLIC SCHOOLS	8,120,173	8,641,751	147,925	1,373,110	29,200	7,091,516	141,830	-	-	-
11-0020-000	LYONS-DECATUR NORTHEAST SCHS	6,007,180	6,559,685	210,000	1,190,000	97,654	5,062,031	101,241	-	-	-
12-0056-000	DAVID CITY PUBLIC SCHOOLS	12,373,276	16,562,958	719,176	4,335,573	259,208	11,249,001	224,980	-	-	-
12-0502-000	EAST BUTLER PUBLIC SCHOOLS	7,322,585	8,579,684	74,358	1,132,353	133,643	7,239,330	144,787	512,969	-	-
13-0001-000	PLATTSMOUTH COMMUNITY SCHOOLS	20,507,657	29,463,900	3,618,231	4,925,000	3,956,400	16,964,269	339,285	19,518,444	-	-
13-0022-000	WEEPING WATER PUBLIC SCHOOLS	5,215,660	6,993,458	494,464	811,705	110,715	5,576,574	111,531	3,889,609	-	-
13-0032-000	LOUISVILLE PUBLIC SCHOOLS	10,902,927	12,355,301	615,746	2,450,500	150,757	9,138,298	182,766	-	-	-
13-0056-000	CONESTOGA PUBLIC SCHOOLS	12,061,072	13,208,136	309,173	2,375,000	-	10,523,963	210,479	884,212	-	-
13-0097-000	ELMWOOD-MURDOCK PUBLIC SCHOOLS	8,511,844	9,515,512	226,846	1,374,222	139,685	7,774,759	155,495	-	-	-
14-0008-000	HARTINGTON NEWCASTLE PUBLIC SCHOOLS	8,097,470	9,689,090	292,645	1,825,000	-	7,571,445	151,429	7,139,185	-	-
14-0045-000	RANDOLPH PUBLIC SCHOOLS	5,524,558	6,911,648	-	839,725	-	6,071,923	121,438	-	-	-
14-0054-000	LAUREL-CONCORD-COLERIDGE SCHOOL	7,900,851	11,217,006	179,977	1,445,250	161,152	9,430,627	188,613	723,245	-	-
14-0101-000	WYNOT PUBLIC SCHOOLS	4,293,605	4,725,241	118,920	519,227	-	4,087,094	81,742	3,019,807	-	-
15-0010-000	CHASE COUNTY SCHOOLS	9,794,200	11,774,173	721,021	1,140,000	-	9,913,152	198,263	-	-	-
15-0536-000	WAUNETA-PALISADE PUBLIC SCHS	4,472,666	6,761,339	416,976	822,000	-	5,522,363	110,447	-	-	-
16-0006-000	VALENTINE COMMUNITY SCHOOLS	10,247,121	15,556,832	-	1,890,000	-	13,666,832	273,337	-	-	-
16-0030-000	CODY-KILGORE PUBLIC SCHS	3,880,795	5,030,538	-	680,120	-	4,350,418	87,008	630,242	-	-
17-0001-000	SIDNEY PUBLIC SCHOOLS	15,001,864	22,577,157	565,166	2,305,000	-	19,706,991	394,140	-	-	-
17-0003-000	LEYTON PUBLIC SCHOOLS	4,217,383	6,101,300	206,537	529,000	56,749	5,309,014	106,180	-	-	-
17-0009-000	POTTER-DIX PUBLIC SCHOOLS	4,099,418	5,893,500	232,737	540,000	68,972	5,051,791	101,036	-	-	-
18-0002-000	SUTTON PUBLIC SCHOOLS	7,590,029	8,592,725	306,599	1,112,725	-	7,173,401	143,468	-	-	-
18-0011-000	HARVARD PUBLIC SCHOOLS	5,293,423	7,225,010	330,000	1,712,100	-	5,182,910	103,658	60,441	-	-
18-0501-000	SANDY CREEK SCHOOLS	9,044,961	12,389,372	-	2,375,809	-	10,013,563	200,271	2,788	-	-

19-0039-000	LEIGH COMMUNITY SCHOOLS	5,514,159	5,866,880	200,000	480,000	60,775	5,126,105	102,522	318,111	-	-
19-0058-000	CLARKSON PUBLIC SCHOOLS	4,621,944	5,096,577	166,000	646,000	70,163	4,214,414	84,288	53	-	-
19-0070-000	HOWELLS-DODGE CONSOLIDATED SCHOOLS	5,805,117	7,528,000	471,000	1,260,000	-	5,797,000	115,940	268,338	-	-
19-0123-000	SCHUYLER COMMUNITY SCHOOLS	24,152,594	29,440,519	-	3,737,716	124,292	25,578,511	511,570	12,135,960	-	-
20-0001-000	WEST POINT PUBLIC SCHOOLS	12,329,792	16,055,293	1,354,565	2,117,050	-	12,583,678	251,674	-	-	-
20-0020-000	BANCROFT-ROSALIE COMM SCHOOLS	5,549,377	5,490,000	-	548,500	-	4,941,500	98,830	7,863,958	-	-
20-0030-000	WISNER-PILGER PUBLIC SCHOOLS	8,024,605	9,915,642	263,614	1,465,000	-	8,187,028	163,741	-	-	-
21-0015-000	ANSELMO-MERNA PUBLIC SCHOOLS	5,251,678	6,112,652	-	722,240	-	5,390,412	107,808	198,760	-	-
21-0025-000	BROKEN BOW PUBLIC SCHOOLS	13,186,855	12,087,000	-	1,220,000	-	10,867,000	217,340	5,455,799	-	-
21-0044-000	ANSLEY PUBLIC SCHOOLS	4,578,814	4,909,719	275,308	700,000	-	3,934,411	78,688	-	-	-
21-0084-000	SARGENT PUBLIC SCHOOLS	3,762,804	5,000,062	245,122	600,061	-	4,154,879	83,098	-	-	-
21-0089-000	ARNOLD PUBLIC SCHOOLS	4,301,679	5,579,541	928,500	494,590	69,663	4,086,788	81,736	220,651	-	-
21-0180-000	CALLAWAY PUBLIC SCHOOLS	4,236,234	5,228,558	228,500	805,000	-	4,195,058	83,901	572,836	-	-
22-0011-000	SO SIOUX CITY COMMUNITY SCHS	60,367,386	65,396,089	2,436,598	11,000,000	1,178,032	50,781,459	1,015,629	54,774,471	402,468	-
22-0031-000	HOMER COMMUNITY SCHOOLS	8,422,435	7,874,160	-	500,000	17,248	7,356,912	147,138	2,533,386	-	-
23-0002-000	CHADRON PUBLIC SCHOOLS	13,726,529	18,772,104	1,851,736	2,230,055	272,459	14,417,854	288,357	-	-	-
23-0071-000	CRAWFORD PUBLIC SCHOOLS	3,950,095	4,568,626	-	261,000	-	4,307,626	86,153	61,000	-	-
24-0001-000	LEXINGTON PUBLIC SCHOOLS	47,996,013	60,285,576	3,236,853	5,800,000	890,611	50,358,112	1,007,162	634,951	-	-
24-0004-000	OVERTON PUBLIC SCHOOLS	5,098,995	6,210,538	154,000	620,000	70,662	5,365,876	107,318	6,641	-	-
24-0011-000	COZAD COMMUNITY SCHOOLS	14,310,826	17,848,007	63,830	2,050,000	237,241	15,496,936	309,939	-	-	(225,763)
24-0020-000	GOTHENBURG PUBLIC SCHOOLS	12,513,274	18,705,767	219,765	2,603,609	281,332	15,601,061	312,021	552,872	-	(113,599)
24-0101-000	SUMNER-EDDYVILLE-MILLER SCHS	4,768,074	6,276,000	413,217	1,250,000	86,530	4,526,253	90,525	-	-	-
25-0025-000	CREEK VALLEY SCHOOLS	4,374,609	7,627,424	185,069	637,800	-	6,804,555	136,091	166,930	-	-
25-0095-000	SOUTH PLATTE PUBLIC SCHOOLS	4,809,196	5,993,622	844,412	859,828	-	4,289,382	85,788	-	-	-
26-0001-000	PONCA PUBLIC SCHOOLS	7,927,449	9,231,848	188,367	1,216,086	135,052	7,692,343	153,847	-	8,670	-
26-0070-000	ALLEN CONSOLIDATED SCHOOLS	3,707,358	5,306,344	-	640,000	-	4,666,344	93,327	5,267	-	-
26-0561-000	EMERSON-HUBBARD PUBLIC SCHOOLS	4,676,984	6,094,372	-	915,000	-	5,179,372	103,587	-	-	-
27-0001-000	FREMONT PUBLIC SCHOOLS	71,475,987	81,294,860	4,202,964	17,588,335	1,341,821	58,161,740	1,163,235	69,083,528	-	-
27-0062-000	SCRIBNER-SNYDER COMMUNITY SCHS	4,157,379	5,967,344	118,307	615,116	87,650	5,146,271	102,925	-	-	-
27-0594-000	LOGAN VIEW PUBLIC SCHOOLS	10,090,802	13,972,169	1,118,865	2,614,000	196,982	10,042,322	200,846	602,976	-	-
27-0595-000	NORTH BEND CENTRAL PUBLIC SCHS	9,576,078	12,502,061	2,540,440	1,552,184	157,500	8,251,937	165,039	-	-	-
28-0001-000	OMAHA PUBLIC SCHOOLS	795,017,191	950,465,000	58,479,949	130,990,257	14,558,461	746,436,333	14,928,727	459,735,740	-	-
28-0010-000	ELKHORN PUBLIC SCHOOLS	149,567,786	156,909,140	1,222,357	26,689,374	2,826,134	126,171,275	2,523,426	13,621,602	1,002,489	132,657
28-0015-000	DOUGLAS CO WEST COMMUNITY SCHS	15,969,367	18,337,429	455,123	3,259,541	-	14,622,765	292,455	-	-	-
28-0017-000	MILLARD PUBLIC SCHOOLS	286,706,811	294,350,673	12,210,425	47,567,547	6,213,892	228,358,809	4,567,176	154,349,929	-	(1,652,320)
28-0054-000	RALSTON PUBLIC SCHOOLS	49,029,730	53,305,757	1,977,372	8,565,375	1,169,835	41,593,175	831,864	36,910,365	-	-
28-0059-000	BENNINGTON PUBLIC SCHOOLS	55,101,605	56,980,007	-	7,423,616	968,219	48,588,172	971,763	-	305,013	162,353
28-0066-000	WESTSIDE COMMUNITY SCHOOLS	85,569,732	106,537,653	3,308,390	18,083,126	1,749,902	83,396,235	1,667,925	5,112,387	-	-
29-0117-000	DUNDY CO STRATTON PUBLIC SCHS	5,720,884	11,918,856	2,090,000	690,000	-	9,138,856	182,777	1,067,420	-	-
30-0025-000	FILLMORE CENTRAL PUBLIC SCHS	10,437,428	13,040,716	1,258,361	3,374,108	162,459	8,245,788	164,916	2,800,877	-	-
30-0054-000	SHICKLEY PUBLIC SCHOOLS	3,808,940	6,575,000	2,222,470	1,080,000	-	3,272,530	65,451	-	-	-
31-0506-000	FRANKLIN PUBLIC SCHOOLS	5,563,689	7,660,840	184,597	1,447,435	89,140	5,939,668	118,793	-	-	-
32-0046-000	MAYWOOD PUBLIC SCHOOLS	4,213,986	4,817,754	176,036	575,000	71,504	3,995,214	79,904	-	-	-
32-0095-000	EUSTIS-FARNAM PUBLIC SCHOOLS	4,304,582	6,181,801	-	630,000	100,005	5,451,796	109,036	-	-	-
32-0125-000	MEDICINE VALLEY PUBLIC SCHOOLS	4,736,538	6,390,294	764,406	800,800	46,459	4,778,629	95,573	533,169	-	-
33-0018-000	ARAPAHOE PUBLIC SCHOOLS	6,022,281	6,757,614	-	780,000	89,815	5,887,799	117,756	291,870	-	-
33-0021-000	CAMBRIDGE PUBLIC SCHOOLS	5,537,651	6,204,124	145,000	780,000	-	5,279,124	105,582	581,301	-	-
33-0540-000	SOUTHERN VALLEY SCHOOLS	7,954,052	9,607,764	-	1,320,500	-	8,287,264	165,745	235,775	-	-
34-0001-000	SOUTHERN SCHOOL DISTRICT 1	7,052,770	8,624,598	-	1,438,893	-	7,185,705	143,714	-	-	-
34-0015-000	BEATRICE PUBLIC SCHOOLS	28,249,586	34,779,917	-	7,850,000	-	26,929,917	538,598	7,377,944	-	-
34-0034-000	FREEMAN PUBLIC SCHOOLS	8,025,683	8,696,906	9,013	901,997	-	7,785,896	155,718	1,143,117	-	(168,449)
34-0100-000	DILLER-ODELL PUBLIC SCHOOLS	5,430,875	5,992,580	282,819	706,923	91,374	4,911,464	98,229	-	-	-
35-0001-000	GARDEN COUNTY SCHOOLS	5,532,684	7,444,516	101,198	1,310,000	-	6,033,318	120,666	413,273	-	-
36-0100-000	BURWELL PUBLIC SCHOOLS	5,110,686	7,502,347	-	910,000	144,441	6,447,906	128,958	-	-	-
37-0030-000	ELWOOD PUBLIC SCHOOLS	4,733,975	5,015,458	5,328	705,000	89,163	4,215,967	84,319	-	-	-
38-0011-000	HYANNIS AREA SCHOOLS	4,109,306	4,635,221	-	615,000	-	4,020,221	80,404	422,679	-	-
39-0060-000	CENTRAL VALLEY PUBLIC SCHOOLS	6,739,436	10,806,700	388,089	1,600,000	144,977	8,673,634	173,473	421,253	-	-
40-0002-000	GRAND ISLAND PUBLIC SCHOOLS	139,925,416	170,670,477	10,000,000	25,385,000	2,626,250	132,659,227	2,653,185	27,103,757	-	-
40-0082-000	NORTHWEST PUBLIC SCHOOLS	19,856,132	20,757,950	-	2,424,875	-	18,333,075	366,662	13,438,105	-	-

40-0083-000	WOOD RIVER RURAL SCHOOLS	8,881,202	11,191,036	777,000	1,825,000	-	8,589,036	171,781	-	40,469	-
40-0126-000	DONIPHAN-TRUMBULL PUBLIC SCHS	8,688,560	10,242,000	305,156	2,348,512	165,887	7,422,445	148,449	5,036,258	-	-
41-0002-000	GILTNER PUBLIC SCHOOLS	4,881,289	6,142,334	856,120	847,252	-	4,438,962	88,779	994,596	-	-
41-0091-000	HAMPTON PUBLIC SCHOOL	4,177,690	4,315,742	-	555,000	-	3,760,742	75,215	-	-	-
41-0504-000	AURORA PUBLIC SCHOOLS	17,187,757	25,101,647	2,430,115	4,123,700	483,392	18,064,440	361,289	1,030,477	-	-
42-0002-000	ALMA PUBLIC SCHOOLS	7,826,979	8,100,844	367,642	1,354,450	-	6,378,752	127,575	-	-	-
43-0079-000	HAYES CENTER PUBLIC SCHOOLS	3,847,057	4,596,439	-	350,000	-	4,246,439	84,929	-	-	-
44-0070-000	HITCHCOCK CO SCH SYSTEM	5,710,859	6,759,594	177,721	925,000	-	5,656,873	113,137	-	-	-
45-0007-000	O'NEILL PUBLIC SCHOOLS	13,140,525	15,331,642	494,286	2,472,926	241,341	12,123,089	242,462	16,939	-	-
45-0044-000	STUART PUBLIC SCHOOLS	4,135,700	4,831,337	96,783	405,000	72,105	4,257,449	85,149	298,649	-	-
45-0137-000	CHAMBERS PUBLIC SCHOOLS	3,468,072	3,943,683	92,605	300,000	-	3,551,078	71,022	423,758	-	-
45-0239-000	WEST HOLT PUBLIC SCHOOLS	8,185,091	9,448,839	317,000	2,270,000	208,105	6,653,734	133,075	-	-	-
46-0001-000	MULLEN PUBLIC SCHOOLS	4,367,505	5,466,035	162,500	600,069	-	4,703,466	94,069	1,412	-	-
47-0001-000	ST PAUL PUBLIC SCHOOLS	10,941,130	12,358,859	-	1,238,571	-	11,120,288	222,406	985,242	-	-
47-0100-000	CENTURA PUBLIC SCHOOLS	7,827,810	10,681,789	388,057	1,440,000	148,306	8,705,426	174,109	-	-	-
47-0103-000	ELBA PUBLIC SCHOOLS	3,339,892	3,865,014	307,755	332,890	-	3,224,369	64,487	243,796	-	-
48-0008-000	FAIRBURY PUBLIC SCHOOLS	14,454,147	18,881,197	64,331	3,880,000	285,669	14,651,197	293,024	-	-	-
48-0300-000	TRI COUNTY PUBLIC SCHOOLS	7,970,995	8,710,631	300,200	1,589,539	-	6,820,892	136,418	-	-	-
48-0303-000	MERIDIAN PUBLIC SCHOOLS	4,806,504	6,075,838	253,137	1,204,135	-	4,618,566	92,371	-	-	-
49-0033-000	STERLING PUBLIC SCHOOLS	4,398,648	5,983,261	39,766	898,668	65,547	4,979,280	99,586	-	-	-
49-0050-000	JOHNSON CO CENTRAL PUBLIC SCHS	8,916,689	11,163,474	266,521	1,540,739	175,981	9,180,233	183,605	829,170	-	-
50-0001-000	WILCOX-HILDRETH PUBLIC SCHOOLS	5,072,089	7,139,639	936,217	580,000	-	5,623,422	112,468	-	-	-
50-0501-000	AXTELL COMMUNITY SCHOOLS	6,176,677	6,841,394	728,836	1,302,323	-	4,810,235	96,205	-	-	-
50-0503-000	MINDEN PUBLIC SCHOOLS	12,234,400	15,930,823	374,590	2,269,117	249,417	13,037,699	260,754	187,508	-	-
51-0001-000	OGALLALA PUBLIC SCHOOLS	12,295,940	17,057,154	-	2,130,000	-	14,927,154	298,543	-	-	-
51-0006-000	PAXTON CONSOLIDATED SCHOOLS	4,191,326	4,969,913	212,079	642,500	-	4,115,334	82,307	-	-	-
52-0100-000	KEYA PAHA COUNTY SCHOOLS	3,105,296	4,420,000	696,696	610,000	34,812	3,078,492	61,570	1,354,105	-	-
53-0001-000	KIMBALL PUBLIC SCHOOLS	7,688,693	10,327,195	285,000	1,025,000	-	9,017,195	180,344	399,622	-	-
54-0013-000	CREIGHTON COMMUNITY PUBLIC SCHOOLS	6,140,165	8,645,554	338,200	1,350,000	109,022	6,848,332	136,967	604,618	-	(42,324)
54-0096-000	CROFTON COMMUNITY SCHOOLS	7,506,797	8,844,088	703,500	1,470,000	-	6,670,588	133,412	53,133	-	-
54-0501-000	NIOBRARA PUBLIC SCHOOLS	4,851,105	5,776,492	131,624	800,000	21,608	4,823,260	96,465	-	-	-
54-0505-000	ISANTI COMMUNITY SCHOOL	5,340,429	15,962,112	6,602,500	3,091,108	4,469,096	1,799,408	35,988	15,415,377	-	-
54-0576-000	WAUSA PUBLIC SCHOOLS	4,597,790	5,212,351	290,000	756,278	74,774	4,091,299	81,826	1,362,302	-	-
54-0583-000	VERDIGRE PUBLIC SCHOOLS	4,179,283	4,635,299	273,500	755,000	82,256	3,524,543	70,491	-	-	-
54-0586-000	BLOOMFIELD COMMUNITY SCHOOLS	6,274,982	6,237,000	308,811	753,000	85,235	5,089,954	101,799	532,801	539,088	-
55-0001-000	LINCOLN PUBLIC SCHOOLS	576,329,471	688,739,610	130,000,000	115,571,317	11,087,035	432,081,258	8,641,625	502,253,346	101,530	-
55-0145-000	WAVERLY SCHOOL DISTRICT 145	27,651,702	31,834,952	712,629	4,665,000	-	26,457,323	529,146	627,201	-	-
55-0148-000	MALCOLM PUBLIC SCHOOLS	10,297,052	11,625,300	305,144	1,408,476	237,948	9,673,732	193,475	-	-	-
55-0160-000	NORRIS SCHOOL DIST 160	28,933,108	36,297,110	-	3,914,205	-	32,382,905	647,658	1,386,040	-	-
55-0161-000	RAYMOND CENTRAL PUBLIC SCHOOLS	11,904,699	14,176,100	1,001,975	2,490,000	207,838	10,476,287	209,526	-	-	-
56-0001-000	NORTH PLATTE PUBLIC SCHOOLS	47,821,619	57,587,507	2,464,826	8,339,721	1,036,375	45,746,585	914,932	55,255,979	-	-
56-0006-000	BRADY PUBLIC SCHOOLS	4,475,364	6,392,000	438,743	1,520,000	-	4,433,257	88,665	1,610,231	-	-
56-0007-000	MAXWELL PUBLIC SCHOOLS	5,516,145	6,303,966	152,573	785,000	116,671	5,249,722	104,994	-	-	-
56-0037-000	HERSHEY PUBLIC SCHOOLS	8,881,378	10,792,377	249,147	860,003	154,029	9,529,198	190,584	-	-	-
56-0055-000	SUTHERLAND PUBLIC SCHOOLS	5,245,468	8,035,293	179,065	875,600	-	6,980,628	139,613	-	-	-
56-0565-000	WALLACE PUBLIC SCH DIST 65 R	3,943,082	6,030,000	1,151,476	710,000	-	4,168,524	83,370	184,876	-	-
57-0501-000	STAPLETON PUBLIC SCHOOLS	3,827,560	5,083,931	135,301	614,009	-	4,334,621	86,692	416,301	-	-
58-0025-000	LOUP COUNTY PUBLIC SCHOOLS	3,360,911	3,748,000	81,777	485,000	-	3,181,223	63,624	410,639	-	-
59-0001-000	MADISON PUBLIC SCHOOLS	10,119,493	12,802,668	1,193,508	2,450,000	171,491	8,987,669	179,753	224,297	-	-
59-0002-000	NORFOLK PUBLIC SCHOOLS	58,855,498	70,774,229	3,166,662	10,250,000	-	57,357,567	1,147,151	-	-	-
59-0005-000	BATTLE CREEK PUBLIC SCHOOLS	9,254,403	9,353,431	-	1,052,000	-	8,301,431	166,029	-	-	-
59-0013-000	NEWMAN GROVE PUBLIC SCHOOLS	4,756,974	5,243,600	419,460	710,700	-	4,113,440	82,269	-	-	-
59-0080-000	ELKHORN VALLEY SCHOOLS	7,992,337	8,624,583	237,500	1,098,735	-	7,288,348	145,767	-	-	-
60-0090-000	MC PHERSON COUNTY SCHOOLS	3,240,120	3,640,493	344,725	242,720	-	3,053,048	61,061	1,988,665	-	-
61-0004-000	CENTRAL CITY PUBLIC SCHOOLS	13,190,491	14,200,000	727,722	2,300,000	235,686	10,936,592	218,732	396,546	-	-
61-0049-000	PALMER PUBLIC SCHOOLS	6,090,916	5,892,508	138,500	719,095	85,359	4,949,554	98,991	3,956,759	-	-
62-0021-000	BAYARD PUBLIC SCHOOLS	6,187,615	7,918,218	212,257	1,136,500	-	6,569,461	131,389	-	-	-
62-0063-000	BRIDGEPORT PUBLIC SCHOOLS	9,262,938	13,236,028	-	2,150,000	-	11,086,028	221,721	-	-	-
63-0001-000	FULLERTON PUBLIC SCHOOLS	5,871,823	7,199,077	226,000	1,133,850	96,499	5,742,728	114,855	1,099,748	-	-

63-0030-000	TWIN RIVER PUBLIC SCHOOLS	7,760,261	13,784,457	950,500	3,463,689	-	9,370,268	187,405	-	-	-
64-0023-000	JOHNSON-BROCK PUBLIC SCHOOLS	6,218,226	5,921,800	-	597,400	-	5,324,400	106,488	3,303,664	-	-
64-0029-000	AUBURN PUBLIC SCHOOLS	15,035,016	16,196,795	1,211,012	2,391,399	-	12,594,384	251,888	4,547,233	527,252	-
65-0005-000	LAWRENCE - NELSON PUBLIC SCHOOLS	5,513,137	7,020,420	-	1,627,000	-	5,393,420	107,868	-	95,602	-
65-0011-000	SUPERIOR PUBLIC SCHOOLS	8,456,819	9,979,617	929,875	2,020,000	173,585	6,856,157	137,123	-	-	-
66-0027-000	SYRACUSE-DUNBAR-AVOCA SCHOOLS	12,768,745	14,536,998	491,573	2,500,000	-	11,545,425	230,909	3,714	-	-
66-0111-000	NEBRASKA CITY PUBLIC SCHOOLS	19,991,901	24,522,696	1,714,221	3,700,000	586,854	18,521,621	370,432	3,890,268	-	-
66-0501-000	PALMYRA DISTRICT O R 1	12,446,772	14,693,700	249,751	1,917,000	-	12,526,949	250,539	271,534	7,552	(103,955)
67-0001-000	PAWNEE CITY PUBLIC SCHOOLS	5,772,625	7,407,144	401,503	1,084,546	101,610	5,819,485	116,390	-	-	-
67-0069-000	LEWISTON CONSOLIDATED SCHOOLS	4,323,087	4,717,279	114,500	474,260	-	4,128,519	82,570	526,779	-	-
68-0020-000	PERKINS COUNTY SCHOOLS	7,574,550	10,887,794	-	1,260,000	-	9,627,794	192,556	906,164	-	-
69-0044-000	HOLDREGE PUBLIC SCHOOLS	15,335,697	20,102,704	681,000	2,780,000	310,820	16,330,884	326,618	-	-	-
69-0054-000	BERTRAND PUBLIC SCHOOLS	5,220,216	6,733,989	1,022,455	915,000	-	4,796,534	95,931	-	-	-
69-0055-000	LOOMIS PUBLIC SCHOOLS	5,162,379	5,684,094	176,439	725,000	19,091	4,763,564	95,271	-	-	-
70-0002-000	PIERCE PUBLIC SCHOOLS	11,161,799	12,492,038	-	2,245,669	-	10,246,369	204,927	2,794,019	-	-
70-0005-000	PLAINVIEW PUBLIC SCHOOLS	6,688,387	8,216,405	774,162	1,360,000	-	6,082,243	121,645	5,836,580	-	-
70-0542-000	OSMOND COMMUNITY SCHOOLS	4,719,561	5,466,427	218,312	1,205,400	50,400	3,992,315	79,846	345,711	-	-
71-0001-000	COLUMBUS PUBLIC SCHOOLS	58,445,115	62,862,687	-	10,824,561	1,348,428	50,689,698	1,013,794	28,231,388	-	-
71-0005-000	LAKEVIEW COMMUNITY SCHOOLS	15,417,577	17,777,758	922,856	3,303,000	-	13,551,902	271,038	-	-	-
71-0067-000	HUMPHREY PUBLIC SCHOOLS	5,977,297	7,456,167	829,881	2,205,000	108,543	4,312,743	86,255	-	-	-
72-0015-000	CROSS COUNTY COMMUNITY SCHOOLS	6,889,223	8,685,064	203,790	1,042,963	99,359	7,338,952	146,779	-	-	-
72-0019-000	OSCEOLA PUBLIC SCHOOLS	5,081,877	5,693,036	228,353	658,000	-	4,806,683	96,134	-	-	-
72-0032-000	SHELBY - RISING CITY PUBLIC SCHOOLS	7,952,291	10,000,348	487,578	1,511,931	126,324	7,874,515	157,490	-	-	-
72-0075-000	HIGH PLAINS COMMUNITY SCHOOLS	4,430,368	7,065,000	610,556	1,405,000	-	5,049,444	100,989	-	-	-
73-0017-000	MC COOK PUBLIC SCHOOLS	20,732,830	24,220,971	900,000	3,495,000	-	19,825,971	396,519	-	-	-
73-0179-000	SOUTHWEST PUBLIC SCHOOLS	5,844,154	9,321,805	-	830,000	-	8,491,805	169,836	814,814	-	-
74-0056-000	FALLS CITY PUBLIC SCHOOLS	14,071,415	16,841,375	-	2,384,467	-	14,456,908	289,138	-	-	-
74-0070-000	HUMBOLDT TABLE ROCK STEINAUER	6,211,202	10,200,265	211,941	1,445,000	-	8,543,324	170,866	818,955	-	-
75-0100-000	ROCK COUNTY PUBLIC SCHOOLS	4,772,996	6,036,151	-	716,935	-	5,319,216	106,384	-	-	-
76-0002-000	CRETE PUBLIC SCHOOLS	30,726,796	37,978,324	1,972,906	4,010,000	525,368	31,470,050	629,401	4,748,771	299,973	(707,560)
76-0044-000	DORCHESTER PUBLIC SCHOOL	4,652,086	5,892,754	196,750	984,000	-	4,712,004	94,240	-	-	-
76-0082-000	WILBER-CLATONIA PUBLIC SCHOOLS	9,686,088	11,847,485	251,976	1,777,970	-	9,817,539	196,351	150,094	-	-
76-0090-000	EXETER-MILLIGAN-FRIEND PUBLIC SCHOOLS	8,508,935	10,463,500	-	1,584,000	-	8,879,500	177,590	703,205	-	-
77-0001-000	BELLEVUE PUBLIC SCHOOLS	123,997,553	137,265,112	-	31,360,191	-	105,904,921	2,118,098	5,237,250	-	-
77-0027-000	PAPILLION LA VISTA COMMUNITY SCHOOLS	155,365,459	169,816,374	7,940,000	25,803,257	3,205,836	132,867,281	2,657,346	545,289	-	-
77-0037-000	GRETNA PUBLIC SCHOOLS	91,878,521	104,821,414	5,241,721	22,912,248	2,211,767	74,455,678	1,489,114	12,849,585	1,902,507	193,520
77-0046-000	SPRINGFIELD PLATTEVIEW COMMUNITY SCHOOLS	17,652,227	23,326,545	1,522,959	3,427,918	356,114	18,019,554	360,391	685,608	-	-
78-0001-000	ASHLAND-GREENWOOD PUBLIC SCHS	17,207,784	15,770,000	-	2,815,000	276,135	12,678,865	253,577	5,673,641	134,825	384,876
78-0009-000	YUTAN PUBLIC SCHOOLS	8,345,758	10,000,446	-	1,852,026	-	8,148,420	162,968	1,188,019	-	-
78-0039-000	WAHOO PUBLIC SCHOOLS	16,687,570	18,626,324	775,000	4,153,092	263,744	13,434,488	268,690	174,980	-	-
78-0072-000	MEAD PUBLIC SCHOOLS	5,139,571	5,903,573	221,500	778,867	89,355	4,813,851	96,277	-	-	-
78-0107-000	CEDAR BLUFFS PUBLIC SCHOOLS	8,880,692	9,625,481	249,721	1,240,000	172,501	7,963,259	159,265	375,000	23,677	(75,602)
79-0002-000	MINATARE PUBLIC SCHOOLS	4,120,809	5,581,478	176,819	667,832	-	4,736,827	94,737	379,784	-	-
79-0011-000	MORRILL PUBLIC SCHOOLS	6,560,523	7,263,373	258,000	993,044	-	6,012,329	120,247	3,933,907	-	-
79-0016-000	GERING PUBLIC SCHOOLS	24,722,352	28,841,238	1,131,636	4,881,000	546,884	22,281,718	445,634	12,512,039	-	-
79-0031-000	MITCHELL PUBLIC SCHOOLS	10,639,468	12,453,072	423,874	1,570,210	-	10,458,988	209,180	111	-	-
79-0032-000	SCOTTSBLUFF PUBLIC SCHOOLS	48,632,379	59,266,190	5,504,121	7,500,000	1,005,829	45,256,240	905,125	-	-	(171,438)
80-0005-000	MILFORD PUBLIC SCHOOLS	12,838,351	14,479,850	611,000	2,011,538	226,852	11,630,460	232,609	-	-	-
80-0009-000	SEWARD PUBLIC SCHOOLS	19,842,020	26,535,948	-	4,400,000	-	22,135,948	442,719	76,482	-	-
80-0567-000	CENTENNIAL PUBLIC SCHOOLS	8,898,728	10,849,000	1,842,449	1,550,000	-	7,456,551	149,131	-	-	-
81-0003-000	HAY SPRINGS PUBLIC SCHOOLS	4,568,888	4,581,303	-	377,300	-	4,204,003	84,080	1,730,240	-	-
81-0010-000	GORDON-RUSHVILLE PUBLIC SCHS	9,525,025	14,693,975	456,500	1,371,475	-	12,866,000	257,320	4,285,292	-	-
82-0001-000	LOUP CITY PUBLIC SCHOOLS	6,242,870	8,095,191	-	1,261,000	-	6,834,191	136,684	-	-	-
82-0015-000	LITCHFIELD PUBLIC SCHOOLS	3,494,756	4,287,730	136,003	905,000	-	3,246,727	64,935	-	-	-
83-0500-000	SIOUX COUNTY PUBLIC SCHOOLS	3,168,599	4,291,986	60,384	430,000	-	3,801,602	76,032	169,485	-	-
84-0003-000	STANTON COMMUNITY SCHOOLS	7,859,201	8,815,213	243,863	1,272,000	-	7,299,350	145,987	318,020	-	-
85-0060-000	DESHLER PUBLIC SCHOOLS	5,559,570	6,445,000	652,579	1,180,000	82,823	4,529,598	90,592	-	-	-
85-0070-000	THAYER CENTRAL COMMUNITY SCHS	8,018,305	8,816,054	393,996	1,070,000	-	7,352,058	147,041	227	-	-
85-2001-000	BRUNING-DAVENPORT UNIFIED SYS	4,338,189	6,136,594	997,684	809,977	-	4,328,933	86,579	-	-	-

86-0001-000	THEDFORD PUBLIC SCHOOLS	3,358,672	3,725,457	123,589	262,000	-	3,339,868	66,797	1,319,472	-	-
87-0001-000	PENDER PUBLIC SCHOOLS	8,423,842	8,807,079	497,500	1,333,632	124,801	6,851,146	137,023	-	-	-
87-0013-000	WALTHILL PUBLIC SCHOOLS	6,821,067	10,964,571	841,676	1,743,000	2,301,532	6,078,363	121,567	-	-	-
87-0016-000	UMO N HO N NATION PUBLIC SCHS	10,276,081	24,985,000	2,644,330	2,900,000	11,574,521	7,866,149	157,323	6,309	-	-
87-0017-000	WINNEBAGO PUBLIC SCHOOLS DISTRICT 17	12,461,568	23,204,000	2,404,608	3,987,203	8,325,541	8,486,648	169,733	785,543	-	(52,030)
88-0005-000	ORD PUBLIC SCHOOLS	8,966,523	12,360,423	564,000	2,083,028	-	9,713,395	194,268	359,493	-	-
88-0021-000	ARCADIA PUBLIC SCHOOLS	3,585,472	4,617,784	80,630	539,690	-	3,997,464	79,949	713	-	-
89-0001-000	BLAIR COMMUNITY SCHOOLS	26,882,707	38,875,819	897,825	4,853,109	121,214	33,003,671	660,073	-	-	-
89-0003-000	FORT CALHOUN COMMUNITY SCHS	13,088,809	13,600,553	-	1,777,983	-	11,822,570	236,451	174,285	-	-
89-0024-000	ARLINGTON PUBLIC SCHOOLS	11,681,110	12,250,504	260,941	1,840,085	139,521	10,009,957	200,199	-	-	-
90-0017-000	WAYNE COMMUNITY SCHOOLS	15,194,541	16,397,282	-	2,116,714	-	14,280,568	285,611	-	-	-
90-0560-000	WAKEFIELD PUBLIC SCHOOLS	9,110,580	10,119,300	357,705	1,572,500	-	8,189,095	163,782	1,589,453	-	(405,627)
90-0595-000	WINSIDE PUBLIC SCHOOLS	5,120,353	6,028,291	394,221	585,000	95,635	4,953,435	99,069	-	-	-
91-0002-000	RED CLOUD COMMUNITY SCHOOLS	5,637,962	6,349,206	487,500	1,213,429	-	4,648,277	92,966	473,443	-	-
91-0074-000	BLUE HILL COMMUNITY SCHOOLS	5,940,108	6,625,732	-	1,083,284	-	5,542,448	110,849	1,926,179	-	-
92-0045-000	WHEELER CENTRAL SCHOOLS	3,494,612	4,806,826	1,027,198	463,000	64,770	3,251,858	65,037	-	-	-
93-0012-000	YORK PUBLIC SCHOOLS	20,919,132	24,064,234	888,363	3,459,750	-	19,716,121	394,322	113,876	-	-
93-0083-000	MC COOL JUNCTION PUBLIC SCHS	5,481,771	6,468,289	-	1,263,924	-	5,204,365	104,087	8,804	-	-
93-0096-000	HEARTLAND COMMUNITY SCHOOLS	5,955,153	8,759,910	477,500	1,709,330	118,356	6,454,724	129,094	104,817	-	-

Formulas for Calculating Budget Authority

per Statute as of February 5, 2026

	Data Source	
2025/2026 General Fund Budget of Expenditures	LC-2	B-100
2025/2026 Special Grant Funds	LC-2	B-110
2025/2026 Special Education Budget of Expenditures	LC-2	B-120
2025/2026 General Fund Lid Exclusions (Schedule A)	LC-2	B-130
2025/2026 Total Unused Budget Authority	LC-2	B-175
Formula Needs from 2026/2027 State Aid Certification Current Statute	2026/2027 State Aid (Total Formula Needs)	
Basic Allowable Growth Rate of 2.5%	Statute	77-3446
2026/2027 Student Growth Adjustment from State Aid Certification Current Statute	2026/2027 State Aid	
2026/2027 Student Growth Correction from State Aid Certification Current Statute	2026/2027 State Aid	

(GFBE - SGF - SPED- GFLE) X 1.025

(GFBE - SGF - SPED - GFLE) + (SGA + SGACORR)

((FN X 1.10) - (SPED X 1.025))

PO Number	Invoice Number	Vendor Name	Invoice Date	Amount
Account Number		Detail Description	Amount	
Checking Account ID 01		Fund Number 01	General	
	TBeyer.Jan26	Beyer, Thomas	02/07/2026	7,312.50
01 2151 340 002 000		OTHER PROF. SERVICES	7,312.50	
Total Beyer, Thomas			7,312.50	
	4905153979.Jan	BLACK HILLS ENERGY	02/01/2026	192.25
01 2610 621 002 000		UTILITY ENERGY SERVICE	96.13	
01 2610 621 001 000		UTILITY ENERGY SERVICE	96.12	
	8985166782. Jan26	BLACK HILLS ENERGY	02/01/2026	6,279.21
01 2610 621 001 000		UTILITY ENERGY SERVICE	3,139.61	
01 2610 621 002 000		UTILITY ENERGY SERVICE	3,139.60	
Total BLACK HILLS ENERGY			6,471.46	
	2526-730	Bonine, Natasha	01/05/2026	95.00
01 2710 340 000 000		Purch Ser(physicals)	95.00	
Total Bonine, Natasha			95.00	
	357.Jan26	CITY OF RAVENNA	01/28/2026	743.02
01 2610 410 001 000		Water Sewer Secon	371.51	
01 2610 410 002 000		Water Sewer Elem	371.51	
	760.jan26	CITY OF RAVENNA	01/28/2026	77.58
01 2610 410 001 000		Water Sewer Secon	38.79	
01 2610 410 002 000		Water Sewer Elem	38.79	
Total CITY OF RAVENNA			820.60	
	PSI41701	COMPUTER INFORMATION CONCEPTS	02/01/2026	8,889.00
01 1100 643 001 000		WEB/CLOUD BASED SOFTWARE	4,444.50	
01 1100 643 002 000		WEB/CLOUD BASED SOFTWARE	4,444.50	
Total COMPUTER INFORMATION CONCEPTS			8,889.00	
	26591.Jan26	CULLIGAN OF KEARNEY	01/09/2026	295.00
01 2620 610 001 000		GENERAL SUPPLIES	147.50	
01 2620 610 002 000		GENERAL SUPPLIES	147.50	
Total CULLIGAN OF KEARNEY			295.00	
	1508923	DAS State Accounting - Central Finance	11/03/2026	317.87
01 1100 382 000 000		INTERNET SERVICES	317.87	
Total DAS State Accounting - Central Finance			317.87	
	1001417925	DOLLAR GENERAL REGIONS 410526	01/13/2026	108.60
01 1200 610 001 000		Gen Supplies	54.30	
01 1200 610 002 000		Gen Supplies Elem	54.30	
	1001418169	DOLLAR GENERAL REGIONS 410526	01/14/2026	17.10
01 1100 610 001 022		Materials	17.10	
Total DOLLAR GENERAL REGIONS 410526			125.70	
	9270590-0	EAKES OFFICE PLUS	01/16/2026	620.08
01 2610 610 001 000		Supplies Secon	310.04	
01 2610 610 002 000		Supplies Elem	310.04	
	9270797-0	EAKES OFFICE PLUS	01/16/2026	150.00
01 2610 610 001 000		Supplies Secon	75.00	
01 2610 610 002 000		Supplies Elem	75.00	
	9280309-0	EAKES OFFICE PLUS	01/30/2026	348.90

PO Number	Invoice Number	Vendor Name	Invoice Date	Amount
Account Number		Detail Description	Amount	
01 2610 610 001 000		Supplies Secon	174.45	
01 2610 610 002 000		Supplies Elem	174.45	
Total EAKES OFFICE PLUS			1,118.98	
	3005412	ECOLAB PEST ELIM DIV	01/22/2026	81.85
01 2620 431 001 000		Con/ser Repair Secon	40.93	
01 2620 431 002 000		Cont/ser Repair Elem	40.92	
Total ECOLAB PEST ELIM DIV			81.85	
	180300.Jan26	ESU #10	02/01/2026	23,025.57
01 1291 330 002 000		EMPLOYEE TRAINING/DEVELOPMENT	50.00	
01 1200 330 002 000		EMPLOYEE TRAINING/DEVELOPMENT	60.00	
01 1200 330 001 000		EMPLOYEE TRAINING/DEVELOPMENT	60.00	
01 2153 591 002 607		AUDIOLOGY SPED 0-2	12.06	
01 2152 591 002 607		AUDIOLOGY SPED 3-5	12.06	
01 2151 591 002 607		Audiology Elem	48.23	
01 2181 591 001 605		Vision	134.83	
01 2183 591 002 605		Vision Sped 0-2	134.83	
01 1200 591 000 608		Vocational	150.69	
01 2141 330 000 000		EMPLOYEE TRAINING/DEVELOPMENT	40.00	
01 1200 591 001 000		SPED SUPERVISION SEC.	799.73	
01 2153 591 002 602		SPEECH (0-2)	968.01	
01 2152 591 002 602		PRE SCHL SPEECH (3-5)	1,765.19	
01 2151 591 001 602		Speech Therapy	1,124.60	
01 2151 591 002 602		Speech Therapy Elem	10,377.59	
01 2181 591 002 605		VISION	134.83	
01 2142 591 002 606		PSYCH SERVICES SPED 3-5	461.25	
01 2141 591 002 606		Diagnostic Testing (School Psych)	1,845.01	
01 2141 591 001 606		SCHOOL PSYCH	1,845.01	
01 1292 591 002 603		Pre Sped Services (0-2)	42.31	
01 1291 591 002 603		PRE SPED Supervision (3-5)	42.31	
01 1200 591 002 000		SPED SUPERVISION ELEM.	799.73	
01 2151 591 002 607		Audiology Elem	48.23	
01 2151 591 002 607		Audiology Elem	491.41	
01 2151 591 001 604		ESU SERVICES-Deaf Ed Sec.	491.41	
01 2140 591 002 000		ESU SERVICES-LMHP Elem	312.50	
01 2140 591 001 000		ESU SERVICES-LMHP	312.50	
01 2143 591 002 606		PSYC SERVICES SPED 0-2	461.25	
Total ESU #10			23,025.57	
	26158	ESU #9	01/30/2026	202.50
01 2151 591 002 604		Deaf Ed Sped Elem.	202.50	
Total ESU #9			202.50	
	3795	Family Physical Therapy & Sports Center P.C.	01/16/2026	5,311.35
01 2173 320 002 000		PT Sped Services 0-2	170.10	
01 2171 320 002 000		PT Sped Services Elem	131.25	
01 2171 320 001 000		PT Sped Services Sec.	131.25	
01 2172 320 002 000		PT Sped Services 3-5	470.25	
01 2171 320 002 000		PT Sped Services Elem	527.25	
01 2171 320 001 000		PT Sped Services Sec.	356.25	
01 2151 320 001 000		Speech Therapy Services	337.50	
01 2171 320 001 000		PT Sped Services Sec.	527.25	
01 2171 320 002 000		PT Sped Services Elem	212.30	
01 2171 320 001 000		PT Sped Services Sec.	375.00	

PO Number	Invoice Number	Vendor Name	Invoice Date	Amount
Account Number		Detail Description	Amount	
01 2173 320 002 000		PT Sped Services 0-2	77.95	
01 2172 320 002 000		PT Sped Services 3-5	598.50	
01 2171 320 002 000		PT Sped Services Elem	1,396.50	
Total	Family Physical Therapy & Sports Center P.C.		5,311.35	
	837326.Jan26	FARMERS CO-OPERATIVE ASSOC	01/25/2026	4,949.66
01 2710 626 000 000		Gas And Oil	4,561.21	
01 2710 610 000 000		Tires And Parts	312.45	
01 2730 431 000 000		REPAIRS & MAINT.	76.00	
Total	FARMERS CO-OPERATIVE ASSOC		4,949.66	
	1511	Hands of Heartland	02/05/2026	8,456.97
01 1200 569 001 000		TUITION-OTHER	8,456.97	
Total	Hands of Heartland		8,456.97	
	9244654607	HD Supply	01/08/2026	368.69
01 2610 610 001 000		Supplies Secon	184.35	
01 2610 610 002 000		Supplies Elem	184.34	
	9244715507	HD Supply	01/09/2026	14.60
01 2610 610 001 000		Supplies Secon	14.60	
	9244925121	HD Supply	01/15/2026	299.90
01 2610 610 001 000		Supplies Secon	299.90	
	9245119728	HD Supply	01/21/2026	85.00
01 2610 610 001 000		Supplies Secon	42.50	
01 2610 610 002 000		Supplies Elem	42.50	
Total	HD Supply		768.19	
	23613.Sept29.2025	Heartland Health Center, Inc.	01/05/2026	239.00
01 2710 340 000 000		Purch Ser(physicals)	239.00	
	253181.Jan23	Heartland Health Center, Inc.	01/23/2026	95.00
01 2710 340 000 000		Purch Ser(physicals)	95.00	
Total	Heartland Health Center, Inc.		334.00	
	0012800282.Feb26	Hometown Leasing	02/01/2026	765.95
01 1100 443 002 000		LEASED EQUIP	765.95	
Total	Hometown Leasing		765.95	
	170955	Integrated Life Choices	01/31/2026	2,160.00
01 2712 519 001 000		Contracted Transpor	2,160.00	
	710950	Integrated Life Choices	01/31/2026	6,551.22
01 1200 569 001 000		TUITION-OTHER	6,551.22	
	710953	Integrated Life Choices	01/31/2026	3,047.10
01 1200 569 001 000		TUITION-OTHER	3,047.10	
Total	Integrated Life Choices		11,758.32	
	368098222	J. W. PEPPER & SON INC.	01/18/2026	85.00
01 1100 610 001 018		Music Materials	85.00	
	368260030	J. W. PEPPER & SON INC.	02/04/2026	331.38
01 1100 610 001 018		Music Materials	331.38	
	368266031	J. W. PEPPER & SON INC.	02/01/2026	65.00
01 1100 610 001 018		Music Materials	65.00	
Total	J. W. PEPPER & SON INC.		481.38	

PO Number	Invoice Number	Vendor Name	Invoice Date	Amount
Account Number		Detail Description	Amount	
	2526-706	Jarzynka, Kelley	01/31/2026	50.14
01 2710 626 000 000		Gas And Oil	50.14	
Total Jarzynka, Kelley			50.14	
	20718	KSB SCHOOL LAW, PC LLO	02/02/2026	40.00
01 2330 317 000 000		LEGAL SERVICES	40.00	
Total KSB SCHOOL LAW, PC LLO			40.00	
	20374	LifeGuard MD, Inc.	01/27/2026	160.00
01 2130 610 000 000		Health Supplies	160.00	
Total LifeGuard MD, Inc.			160.00	
	799380	LOCKMOBILE, THE	12/11/2025	360.00
01 2620 431 001 000		Con/ser Repair Secon	180.00	
01 2620 431 002 000		Cont/ser Repair Elem	180.00	
Total LOCKMOBILE, THE			360.00	
	2526-701NF	LUNCH FUND	02/03/2026	74.40
01 1100 890 002 000		Other Misc Exp Elem	74.40	
Total LUNCH FUND			74.40	
	32703509	Matheson Tri Gas INC	01/21/2026	460.59
01 1100 610 001 025		Instr Materials	460.59	
Total Matheson Tri Gas INC			460.59	
	8889	MC AUTOMOTIVE	12/11/2025	2,020.77
01 2730 431 000 000		REPAIRS & MAINT.	2,020.77	
	9012	MC AUTOMOTIVE	01/26/2026	223.93
01 2710 610 000 000		Tires And Parts	223.93	
Total MC AUTOMOTIVE			2,244.70	
	INV20918	Midwest Bus Parts Inc.	01/07/2026	122.16
01 2710 610 000 000		Tires And Parts	122.16	
Total Midwest Bus Parts Inc.			122.16	
	503	MIDWEST FLOOR SPECIALISTS	01/26/2026	142.90
01 2610 610 001 000		Supplies Secon	71.45	
01 2610 610 002 000		Supplies Elem	71.45	
Total MIDWEST FLOOR SPECIALISTS			142.90	
	4523249.Jan26	MNO Hometown Market	12/21/2026	18.07
01 2130 610 000 000		Health Supplies	18.07	
Total MNO Hometown Market			18.07	
	52744.Jan26	NE PUBLIC POWER DISTRICT	01/29/2026	133.15
01 2610 621 001 000		UTILITY ENERGY SERVICE	66.58	
01 2610 621 002 000		UTILITY ENERGY SERVICE	66.57	
	52749.Jan26	NE PUBLIC POWER DISTRICT	01/29/2026	48.42
01 2610 621 001 000		UTILITY ENERGY SERVICE	24.21	
01 2610 621 002 000		UTILITY ENERGY SERVICE	24.21	
	52754.Jan26	NE PUBLIC POWER DISTRICT	01/29/2026	38.29
01 2610 621 001 000		UTILITY ENERGY SERVICE	19.15	

PO Number	Invoice Number	Vendor Name	Invoice Date	Amount
Account Number		Detail Description	Amount	
01 2610 621 002 000		UTILITY ENERGY SERVICE	19.14	
	52759.Jan26	NE PUBLIC POWER DISTRICT	01/29/2026	4,173.68
01 2610 621 001 000		UTILITY ENERGY SERVICE	2,086.84	
01 2610 621 002 000		UTILITY ENERGY SERVICE	2,086.84	
	52765.Jan26	NE PUBLIC POWER DISTRICT	01/29/2026	69.38
01 2610 621 001 000		UTILITY ENERGY SERVICE	34.69	
01 2610 621 002 000		UTILITY ENERGY SERVICE	34.69	
	60267.Jan26	NE PUBLIC POWER DISTRICT	01/29/2026	4.58
01 2610 621 001 000		UTILITY ENERGY SERVICE	2.29	
01 2610 621 002 000		UTILITY ENERGY SERVICE	2.29	
Total NE PUBLIC POWER DISTRICT			4,467.50	
	11134148	Nebraska Central Telephone Company	02/01/2026	282.92
01 2510 382 001 000		Telephone Secon	141.46	
01 2510 382 002 000		Telehone Elem	141.46	
	11138288	Nebraska Central Telephone Company	02/01/2026	90.56
01 2510 382 001 000		Telephone Secon	45.28	
01 2510 382 002 000		Telehone Elem	45.28	
	11141180	Nebraska Central Telephone Company	02/01/2026	40.78
01 2510 382 001 000		Telephone Secon	20.39	
01 2510 382 002 000		Telehone Elem	20.39	
Total Nebraska Central Telephone Company			414.26	
	2022197905	ONE SOURCE	02/01/2026	32.50
01 2310 340 000 000		SERVICES	32.50	
Total ONE SOURCE			32.50	
	15848	Pleasanton Livestock Service LLC	01/12/2026	119.50
01 1100 610 001 025		Instr Materials	119.50	
Total Pleasanton Livestock Service LLC			119.50	
	180263	PRAIRIE HILLS WIRELESS, LLC	02/01/2026	60.00
01 1100 382 000 000		INTERNET SERVICES	60.00	
Total PRAIRIE HILLS WIRELESS, LLC			60.00	
	168174	Protex Central, Inc.	01/27/2026	1,624.00
01 2620 431 001 000		Con/ser Repair Secon	812.00	
01 2620 431 002 000		Cont/ser Repair Elem	812.00	
Total Protex Central, Inc.			1,624.00	
	4523249.Jan26	RAVENNA SANITATION	02/02/2026	981.00
01 2620 420 001 000		CLEANING SERVICES/TRASH	490.50	
01 2620 420 002 000		CLEANING SERVICES/TRASH	490.50	
Total RAVENNA SANITATION			981.00	
	BS.Jan2026	Schepper, Birdie	02/02/2026	4,117.20
01 2151 340 001 000		OTHER PROF. SERVICES	3,601.00	
01 2151 334 001 000		MILEAGE PAID-CONTRACTED	516.20	
Total Schepper, Birdie			4,117.20	
	ADmiles. Jan2026	Schirmer, Anthony	02/01/2026	308.85
01 2212 580 001 000		Travel Secon	308.85	
Total Schirmer, Anthony			308.85	

PO Number	Invoice Number	Vendor Name	Invoice Date	Amount
Account Number		Detail Description	Amount	
	0233694	Sterling Computers Coorporation	02/05/2026	2,989.32
01 1100 643 001 000		WEB/CLOUD BASED SOFTWARE	1,494.66	
01 1100 643 002 000		WEB/CLOUD BASED SOFTWARE	1,494.66	
Total Sterling Computers Coorporation			2,989.32	
	usbank.Jan2026	U.S. Bank	01/26/2026	4,001.30
01 2710 626 000 000		Gas And Oil	123.33	
01 1100 810 001 000		FEES	176.02	
01 2220 640 001 000		Library Books Secon	50.20	
01 2220 640 002 000		Library Books Elem	179.44	
01 2130 610 000 000		Health Supplies	104.74	
01 1100 610 001 025		Instr Materials	48.49	
01 1100 610 002 002		Grade 2 Materials	62.84	
01 2730 431 000 000		REPAIRS & MAINT.	250.00	
01 2620 610 001 000		GENERAL SUPPLIES	143.90	
01 2620 610 002 000		GENERAL SUPPLIES	133.91	
01 1100 610 001 029		Instr Materials	60.32	
01 1100 610 001 018		Music Materials	119.35	
01 2580 650 001 000		Computer Supplies	380.00	
01 2710 610 000 000		Tires And Parts	346.10	
01 3535 610 000 000		High Abilt Learn Supplies	185.40	
01 1100 643 002 000		WEB/CLOUD BASED SOFTWARE	39.31	
01 1200 810 002 000		Registration Elem	(119.88)	
01 2620 610 002 000		GENERAL SUPPLIES	1,129.85	
01 1100 610 001 022		Materials	33.00	
01 1100 610 001 018		Music Materials	86.39	
01 2620 610 001 000		GENERAL SUPPLIES	787.99	
01 2620 610 001 000		GENERAL SUPPLIES	(529.99)	
01 1100 610 001 000		Gen Supplies Secon	131.00	
01 1200 810 001 000		Registration Secondary	11.59	
01 1100 641 001 000		Digital Instruction Materials	68.00	
Total U.S. Bank			4,001.30	
	4960080202601	Verizon Business	02/01/2026	34.87
01 2510 382 001 000		Telephone Secon	17.44	
01 2510 382 002 000		Telehone Elem	17.43	
Total Verizon Business			34.87	
	6134481007	VERIZON WIRELESS	02/01/2026	79.88
01 2510 382 001 000		Telephone Secon	39.94	
01 2510 382 002 000		Telehone Elem	39.94	
Total VERIZON WIRELESS			79.88	
	EAP.3rdqrt2026	WHOLENESS HEALING EAP	02/01/2026	800.00
01 2310 810 000 000		Dues And Fees	800.00	
Total WHOLENESS HEALING EAP			800.00	
	2601-141631	WILKE'S TRUE VALUE	01/02/2026	8.33
01 2620 610 001 000		GENERAL SUPPLIES	8.33	
	2601-141877	WILKE'S TRUE VALUE	01/05/2026	21.36
01 2710 610 000 000		Tires And Parts	21.36	
	2601-141889	WILKE'S TRUE VALUE	01/05/2026	10.43
01 2620 610 001 000		GENERAL SUPPLIES	10.43	
	2601-142031	WILKE'S TRUE VALUE	01/07/2026	56.04

PO Number	Invoice Number	Vendor Name	Invoice Date	Amount
Account Number		Detail Description	Amount	
01 2710 610 000 000		Tires And Parts	56.04	
	2601-142159	WILKE'S TRUE VALUE	01/09/2026	27.65
01 2710 610 000 000		Tires And Parts	27.65	
	2601-142204	WILKE'S TRUE VALUE	01/09/2026	34.33
01 2620 610 002 000		GENERAL SUPPLIES	34.33	
	2601-142379	WILKE'S TRUE VALUE	01/12/2026	23.74
01 2620 610 001 000		GENERAL SUPPLIES	11.87	
01 2620 610 002 000		GENERAL SUPPLIES	11.87	
	2601-142461	WILKE'S TRUE VALUE	01/16/2026	31.77
01 2710 610 000 000		Tires And Parts	31.77	
	2601-142571	WILKE'S TRUE VALUE	01/14/2026	3.75
01 2710 610 000 000		Tires And Parts	3.75	
	2601-142879	WILKE'S TRUE VALUE	01/19/2026	19.88
01 2620 610 002 000		GENERAL SUPPLIES	19.88	
	2601-142940	WILKE'S TRUE VALUE	01/20/2026	858.67
01 2620 610 001 000		GENERAL SUPPLIES	568.72	
01 2620 610 002 000		GENERAL SUPPLIES	289.95	
	2601-143078	WILKE'S TRUE VALUE	01/22/2026	36.34
01 2710 610 000 000		Tires And Parts	36.34	
	2601-143108	WILKE'S TRUE VALUE	01/22/2026	40.72
01 2710 610 000 000		Tires And Parts	40.72	
	2601-143340	WILKE'S TRUE VALUE	01/26/2026	7.88
01 2620 610 001 000		GENERAL SUPPLIES	7.88	
Total WILKE'S TRUE VALUE			1,180.89	
	795454	YANDA'S MUSIC	02/02/2026	975.00
01 1100 610 002 018		Music Materials	975.00	
Total YANDA'S MUSIC			975.00	
Fund Number 01			107,440.88	
Checking Account ID 01			107,440.88	

PO Number	Invoice Number	Vendor Name	Invoice Date	Amount
Account Number		Detail Description	Amount	
Checking Account ID 06		Fund Number 06	Lunch	
	14949839	CASH-WA DISTRIBUTING	01/06/2026	1,951.47
06 3100 630 000		FOOD	1,951.47	
	14958318	CASH-WA DISTRIBUTING	01/13/2026	1,789.93
06 3100 630 000		FOOD	1,693.09	
06 3100 610 000		GENERAL SUPPLIES	96.84	
	14966068	CASH-WA DISTRIBUTING	01/20/2026	1,876.31
06 3100 630 000		FOOD	1,757.15	
06 3100 610 000		GENERAL SUPPLIES	119.16	
	14973494	CASH-WA DISTRIBUTING	01/27/2026	1,316.06
06 3100 630 000		FOOD	987.07	
06 3100 610 000		GENERAL SUPPLIES	328.99	
	CM3937445	CASH-WA DISTRIBUTING	01/08/2026	(78.12)
06 3100 630 000		FOOD	(78.12)	
	CM3949038	CASH-WA DISTRIBUTING	01/27/2026	(52.36)
06 3100 630 000		FOOD	(52.36)	
	P14956093	CASH-WA DISTRIBUTING	01/09/2026	92.97
06 3100 630 000		FOOD	92.97	
Total CASH-WA DISTRIBUTING			6,896.26	
	01200010	HILAND DAIRY CO	01/26/2026	712.95
06 3100 630 000		FOOD	712.95	
	01209658	HILAND DAIRY CO	01/05/2026	806.96
06 3100 630 000		FOOD	806.96	
	1209659	HILAND DAIRY CO	01/05/2026	(257.27)
06 3100 630 000		FOOD	(257.27)	
	1209779	HILAND DAIRY CO	01/12/2026	528.99
06 3100 630 000		FOOD	528.99	
	1209932	HILAND DAIRY CO	01/20/2026	855.19
06 3100 630 000		FOOD	855.19	
	1209933	HILAND DAIRY CO	01/20/2026	374.29
06 3100 630 000		x	374.29	
Total HILAND DAIRY CO			3,021.11	
	4523249.Jan26	MNO Hometown Market	12/21/2026	35.23
06 3100 630 000		FOOD	35.23	
Total MNO Hometown Market			35.23	
	20260121	Ravenna Public Schools Life Skillls	01/14/2026	133.00
06 3100 630 000		FOOD	133.00	
Total Ravenna Public Schools Life Skillls			133.00	
	661743715	SYSCO LINCOLN	01/08/2026	1,830.89
06 3100 630 000		FOOD	1,646.47	
06 3100 610 000		GENERAL SUPPLIES	184.42	
	661755141	SYSCO LINCOLN	01/15/2026	1,327.47
06 3100 630 000		FOOD	1,327.47	
	661766248	SYSCO LINCOLN	01/22/2026	1,282.72
06 3100 630 000		FOOD	1,159.77	
06 3100 610 000		GENERAL SUPPLIES	122.95	
	661777741	SYSCO LINCOLN	01/29/2026	1,630.62
06 3100 630 000		FOOD	1,537.03	
06 3100 610 000		GENERAL SUPPLIES	93.59	
Total SYSCO LINCOLN			6,071.70	

PO Number	Invoice Number	Vendor Name	Invoice Date	Amount
Account Number		Detail Description	Amount	
	usbank.Jan2026	U.S. Bank	01/26/2026	1,994.69
06 3100 630 000		FOOD	750.03	
06 3100 630 000		FOOD	1,244.66	
Total U.S. Bank			1,994.69	
	4026206	US Foods - Grand Island	01/19/2026	1,685.24
06 3100 630 000		FOOD	1,685.24	
Total US Foods - Grand Island			1,685.24	
Fund Number 06			19,837.23	
Checking Account ID 06			19,837.23	

Expenditure Report by Op. Unit/Function

Account Number	Account Description	Revised Budget	During Month	Expenditures to Date	% of Budget	Balance at EOM	Encumbrances	Unencumbered Balance
01 General								
01 1100 110 000 000	Salaries Hazard	0.00	0.00	0.00	0.00	0.00	0.00	0.00
01 1100 111 001 000	SALARIES TEACHERS SECONDARY	921,455.00	76,052.46	456,024.76	49.49	465,430.24	0.00	465,430.24
01 1100 111 002 000	SALARIES TEACHERS ELEM.	1,023,530.00	74,193.77	444,718.49	43.45	578,811.51	0.00	578,811.51
01 1100 112 001 000	AIDES/COACHES	5,000.00	0.00	0.00	0.00	5,000.00	0.00	5,000.00
01 1100 120 001 000	SUBSTITUTE OR TEMPORARY SALARIES	3,000.00	0.00	0.00	0.00	3,000.00	0.00	3,000.00
01 1100 123 001 000	Sub Salaries Secon	48,000.00	3,712.50	24,042.50	50.09	23,957.50	0.00	23,957.50
01 1100 123 002 000	Sub Salaries Elem	25,000.00	2,225.58	15,438.19	61.75	9,561.81	0.00	9,561.81
01 1100 150 001 000	ADDITIONAL COMP. NON INSTRUCTIONAL STAFF	12,000.00	1,036.00	10,366.00	86.38	1,634.00	0.00	1,634.00
01 1100 151 001 000	ADDITIONAL COMP. TEACHERS/PROF. STAFF	150,000.00	10,923.84	73,036.54	48.69	76,963.46	0.00	76,963.46
01 1100 151 002 000	ADDITIONAL COMP. TEACHERS/PROF. STAFF	32,000.00	4,436.62	26,043.72	81.39	5,956.28	0.00	5,956.28
01 1100 152 001 000	ADDITIONAL COMP. AIDES	8,900.00	0.00	1,886.50	21.20	7,013.50	0.00	7,013.50
01 1100 210 001 000	GROUP INSURANCE-NON INSTRUCTIONAL	0.00	150.39	826.00	0.00	(826.00)	0.00	(826.00)
01 1100 211 001 000	Health Ins Secon	434,935.00	31,617.29	190,094.32	43.71	244,840.68	0.00	244,840.68
01 1100 211 002 000	Health Ins Elem	446,045.00	29,860.83	178,164.43	39.94	267,880.57	0.00	267,880.57
01 1100 212 001 000	GROUP INSURANCE-AIDES	25.00	0.00	0.00	0.00	25.00	0.00	25.00
01 1100 213 001 000	GROUP INS.-SUBS	1,100.00	3.34	15.91	1.45	1,084.09	0.00	1,084.09
01 1100 213 002 000	GROUP INS.-SUBS	7,700.00	1.24	8.28	0.11	7,691.72	0.00	7,691.72
01 1100 220 001 000	FICA-NON INSTRUCTIONAL	250.00	76.51	777.40	310.96	(527.40)	0.00	(527.40)
01 1100 221 001 000	Fica Secon	75,000.00	6,414.75	39,037.30	52.05	35,962.70	0.00	35,962.70
01 1100 221 002 000	Fica Elem	78,300.00	5,686.08	34,158.77	43.63	44,141.23	0.00	44,141.23
01 1100 222 001 000	FICA-COACHES/AIDES	1,000.00	0.00	144.33	14.43	855.67	0.00	855.67
01 1100 223 001 000	FICA-SUB SUBS	3,700.00	283.99	1,839.19	49.71	1,860.81	0.00	1,860.81
01 1100 223 002 000	FICA-SUB SUBS	2,000.00	170.28	1,181.08	59.05	818.92	0.00	818.92
01 1100 230 001 000	RETIREMENT- NON INSTRUCTIONAL	0.00	80.80	702.57	0.00	(702.57)	0.00	(702.57)
01 1100 231 001 000	RETIREMENT TEACHERS/ADMINS	95,000.00	7,018.69	42,419.76	44.65	52,580.24	0.00	52,580.24
01 1100 231 002 000	RETIREMENT TEACHERS/ADMIN	100,102.00	6,353.31	38,037.52	38.00	62,064.48	0.00	62,064.48
01 1100 232 001 000	RETIREMENT-COACHES/AIDES	400.00	0.00	0.00	0.00	400.00	0.00	400.00
01 1100 233 001 000	RETIREMENT-SUBS	1,800.00	172.71	1,099.89	61.11	700.11	0.00	700.11
01 1100 233 002 000	RETIREMENT-SUBS	1,800.00	63.63	513.59	28.53	1,286.41	0.00	1,286.41
01 1100 280 001 000	NON INSTRUCTIONAL HSA	0.00	27.32	150.05	0.00	(150.05)	0.00	(150.05)
01 1100 281 001 000	CASH IN LIEU/HSA	22,000.00	2,548.41	15,292.16	69.51	6,707.84	0.00	6,707.84
01 1100 281 002 000	CASH IN LIEU/HSA	30,000.00	4,196.74	21,903.96	73.01	8,096.04	0.00	8,096.04
01 1100 283 001 000	UNEMPLOYMENT COMP OR INS	100.00	0.00	0.00	0.00	100.00	0.00	100.00
01 1100 283 002 000	UNEMPLOYMENT COMP OR INS	100.00	0.00	0.00	0.00	100.00	0.00	100.00
01 1100 330 001 000	ASSEMBLIES	5,000.00	0.00	90.00	1.80	4,910.00	0.00	4,910.00
01 1100 330 002 000	ASSEMBLIES	5,000.00	0.00	0.00	0.00	5,000.00	0.00	5,000.00
01 1100 334 000 000	Mileage for Psyche Services	2,500.00	0.00	0.00	0.00	2,500.00	0.00	2,500.00
01 1100 382 000 000	INTERNET SERVICES	7,500.00	377.87	3,958.15	52.78	3,541.85	0.00	3,541.85
01 1100 382 001 000	Distance Education	0.00	0.00	0.00	0.00	0.00	0.00	0.00
01 1100 431 001 000	REPAIRS & MAINTENANCE - Contracted	0.00	0.00	0.00	0.00	0.00	0.00	0.00
01 1100 431 002 000	REPAIRS & MAINTENANCE - Contracted	0.00	0.00	0.00	0.00	0.00	0.00	0.00
01 1100 443 001 000	LEASED EQUIP	10,000.00	0.00	1,531.90	15.32	8,468.10	0.00	8,468.10
01 1100 443 002 000	LEASED EQUIP	2,500.00	765.95	3,063.80	122.55	(563.80)	0.00	(563.80)
01 1100 580 001 000	Travel Secon	5,000.00	0.00	906.48	18.13	4,093.52	0.00	4,093.52
01 1100 580 002 000	Travel Elem	2,000.00	0.00	600.00	30.00	1,400.00	0.00	1,400.00
01 1100 591 001 000	ESU SERVICES-LMHP	0.00	0.00	0.00	0.00	0.00	0.00	0.00
01 1100 610 000 000	SUPPLIES	0.00	0.00	2,519.08	0.00	(2,519.08)	0.00	(2,519.08)
01 1100 610 001 000	Gen Supplies Secon	15,000.00	131.00	3,563.91	23.76	11,436.09	0.00	11,436.09

Account Number	Account Description	Revised Budget	During Month	Expenditures to Date	% of Budget	Balance at EOM	Encumbrances	Unencumbered Balance
01 1100 610 002 000	Gen Supplies Elem	15,000.00	0.00	3,313.16	22.09	11,686.84	0.00	11,686.84
01 1100 640 001 000	Textbooks Secon	0.00	0.00	0.00	0.00	0.00	0.00	0.00
01 1100 640 002 000	Textbooks Elem	0.00	0.00	1,292.56	0.00	(1,292.56)	0.00	(1,292.56)
01 1100 641 001 000	Digital Instruction Materials	0.00	68.00	441.28	0.00	(441.28)	0.00	(441.28)
01 1100 643 001 000	WEB/CLOUD BASED SOFTWARE	0.00	5,939.16	7,707.32	0.00	(7,707.32)	0.00	(7,707.32)
01 1100 643 002 000	WEB/CLOUD BASED SOFTWARE	0.00	5,978.47	7,782.56	0.00	(7,782.56)	0.00	(7,782.56)
01 1100 733 001 000	Equipment Secon	0.00	0.00	0.00	0.00	0.00	0.00	0.00
01 1100 733 002 000	Equipment Elem	0.00	0.00	0.00	0.00	0.00	0.00	0.00
01 1100 734 001 000	Comp Equip Secon	0.00	0.00	0.00	0.00	0.00	0.00	0.00
01 1100 734 002 000	Comp Equip Elem	0.00	0.00	0.00	0.00	0.00	0.00	0.00
01 1100 735 001 000	Comp Software Secon	0.00	0.00	4,412.93	0.00	(4,412.93)	0.00	(4,412.93)
01 1100 735 002 000	Comp Software Elem	0.00	0.00	578.35	0.00	(578.35)	0.00	(578.35)
01 1100 810 001 000	FEES	2,500.00	176.02	226.02	9.04	2,273.98	0.00	2,273.98
01 1100 810 002 000	FEES	1,000.00	0.00	722.00	72.20	278.00	0.00	278.00
01 1100 890 001 000	Other Misc Exp Secon	3,000.00	0.00	3,837.12	127.90	(837.12)	0.00	(837.12)
01 1100 890 002 000	Other Misc Exp Elem	1,000.00	74.40	581.01	58.10	418.99	0.00	418.99
1100 SALARIES		3,607,242.00	280,817.95	1,665,050.84	46.16	1,942,191.16	0.00	1,942,191.16
01 1160 111 002 000	SALARIES TEACHERS POVERTY	67,000.00	0.00	0.00	0.00	67,000.00	0.00	67,000.00
01 1160 211 002 000	Poverty Program Health Ins	21,000.00	0.00	0.00	0.00	21,000.00	0.00	21,000.00
01 1160 221 002 000	Poverty Program FICA	5,000.00	0.00	0.00	0.00	5,000.00	0.00	5,000.00
01 1160 231 002 000	Poverty Program Retire	7,000.00	0.00	0.00	0.00	7,000.00	0.00	7,000.00
01 1160 281 002 000	TEACHERS/PRINCIPALS HSA	0.00	0.00	0.00	0.00	0.00	0.00	0.00
1160 POVERTY		100,000.00	0.00	0.00	0.00	100,000.00	0.00	100,000.00
01 1190 111 002 000	SALARIES TEACHERS PRE K	26,000.00	2,069.37	12,416.22	47.75	13,583.78	0.00	13,583.78
01 1190 112 002 000	PreK Para	48,000.00	1,869.76	12,949.41	26.98	35,050.59	0.00	35,050.59
01 1190 123 002 000	PreK Subs	2,000.00	0.00	350.00	17.50	1,650.00	0.00	1,650.00
01 1190 211 002 000	PreK Health	30,000.00	1,236.77	7,415.26	24.72	22,584.74	0.00	22,584.74
01 1190 212 002 000	GROUP INSURANCE-AIDES	10,000.00	4.80	28.80	0.29	9,971.20	0.00	9,971.20
01 1190 221 002 000	PreK Fica	5,000.00	155.04	930.25	18.61	4,069.75	0.00	4,069.75
01 1190 222 002 000	FICA-AIDES	3,600.00	143.04	990.65	27.52	2,609.35	0.00	2,609.35
01 1190 223 002 000	FICA-SUB SUBS	300.00	0.00	26.77	8.92	273.23	0.00	273.23
01 1190 231 002 000	PreK Retire	2,600.00	167.20	1,003.21	38.59	1,596.79	0.00	1,596.79
01 1190 232 002 000	RETIREMENT AIDES	4,700.00	151.08	1,046.31	22.26	3,653.69	0.00	3,653.69
01 1190 233 002 000	RETIREMENT-SUBS	250.00	0.00	0.00	0.00	250.00	0.00	250.00
01 1190 610 002 000	PreK Supplies	500.00	0.00	164.70	32.94	335.30	0.00	335.30
01 1190 890 002 000	PreK Misc Exp	500.00	0.00	0.00	0.00	500.00	0.00	500.00
1190 PREK		133,450.00	5,797.06	37,321.58	27.97	96,128.42	0.00	96,128.42
01 1200 111 001 000	SPED teachers	220,000.00	14,930.42	80,542.13	36.61	139,457.87	0.00	139,457.87
01 1200 111 002 000	SALARIES TEACHERS SPED ELEM.	277,500.00	19,362.29	116,173.74	41.86	161,326.26	0.00	161,326.26
01 1200 112 001 000	SPED Paras	177,000.00	13,673.42	95,261.08	53.82	81,738.92	0.00	81,738.92
01 1200 112 002 000	Aide Elem	125,000.00	8,780.49	56,739.55	45.39	68,260.45	0.00	68,260.45
01 1200 116 001 000	Nurse Sp Ed Services	0.00	0.00	0.00	0.00	0.00	0.00	0.00
01 1200 116 002 000	Nurse Sp Ed Services	0.00	0.00	0.00	0.00	0.00	0.00	0.00
01 1200 122 001 000	Sub Paras Salary	3,000.00	0.00	56.25	1.88	2,943.75	0.00	2,943.75
01 1200 123 001 000	Sub Secon	5,000.00	210.00	2,922.50	58.45	2,077.50	0.00	2,077.50
01 1200 123 002 000	Sub Elem	5,000.00	280.00	4,332.50	86.65	667.50	0.00	667.50
01 1200 132 001 000	OT - AIDES/PARAS	1,500.00	79.27	1,137.37	75.82	362.63	0.00	362.63
01 1200 132 002 000	OT - AIDES/PARAS	250.00	0.00	1.32	0.53	248.68	0.00	248.68
01 1200 151 001 000	ADDITIONAL COMP. TEACHERS/PROF. STAFF	10,000.00	863.10	5,178.60	51.79	4,821.40	0.00	4,821.40
01 1200 211 001 000	Health Ins	70,000.00	4,070.36	23,768.93	33.96	46,231.07	0.00	46,231.07
01 1200 211 002 000	Health Ins Elem	82,000.00	6,306.76	39,344.12	47.98	42,655.88	0.00	42,655.88
01 1200 212 001 000	GROUP INSURANCE-AIDES	26,000.00	1,618.70	10,566.45	40.64	15,433.55	0.00	15,433.55
01 1200 212 002 000	GROUP INSURANCE-AIDES	28,000.00	2,700.50	14,078.67	50.28	13,921.33	0.00	13,921.33

Account Number	Account Description	Revised Budget	During Month	Expenditures to Date	% of Budget	Balance at EOM	Encumbrances	Unencumbered Balance
01 1200 213 001 000	GROUP INS.-SUBS	200.00	0.00	2.33	1.17	197.67	0.00	197.67
01 1200 213 002 000	GROUP INS.-SUBS	200.00	0.00	1.40	0.70	198.60	0.00	198.60
01 1200 216 001 000	Health Ins. NURSE	0.00	0.00	0.00	0.00	0.00	0.00	0.00
01 1200 216 002 000	Health Ins-NURSE	0.00	0.00	0.00	0.00	0.00	0.00	0.00
01 1200 221 001 000	Fica Secon	17,000.00	1,169.48	6,329.11	37.23	10,670.89	0.00	10,670.89
01 1200 221 002 000	Fica Elem	22,000.00	1,440.81	8,643.81	39.29	13,356.19	0.00	13,356.19
01 1200 222 001 000	FICA-AIDES	13,500.00	992.72	6,994.40	51.81	6,505.60	0.00	6,505.60
01 1200 222 002 000	FICA-AIDES	10,000.00	559.59	3,645.38	36.45	6,354.62	0.00	6,354.62
01 1200 223 001 000	FICA-SUB SUBS	400.00	16.08	223.66	55.92	176.34	0.00	176.34
01 1200 223 002 000	FICA-SUB SUBS	750.00	21.42	331.44	44.19	418.56	0.00	418.56
01 1200 226 001 000	Fica-NURSE	0.00	0.00	0.00	0.00	0.00	0.00	0.00
01 1200 226 002 000	Fica-NURSE	0.00	0.00	0.00	0.00	0.00	0.00	0.00
01 1200 231 001 000	RETIREMENT TEACHERS/ADMINS	22,000.00	1,206.38	6,507.82	29.58	15,492.18	0.00	15,492.18
01 1200 231 002 000	RETIREMENT TEAHERS/ADMINS	27,500.00	1,564.47	9,386.82	34.13	18,113.18	0.00	18,113.18
01 1200 232 001 000	RETIREMENT AIDES	17,500.00	1,085.71	7,605.38	43.46	9,894.62	0.00	9,894.62
01 1200 232 002 000	RETIREMENT AIDES	12,500.00	683.97	4,381.64	35.05	8,118.36	0.00	8,118.36
01 1200 233 001 000	RETIREMENT-SUBS	250.00	0.00	190.89	76.36	59.11	0.00	59.11
01 1200 233 002 000	RETIREMENT-SUBS	100.00	0.00	118.17	118.17	(18.17)	0.00	(18.17)
01 1200 236 001 000	Retire-NURSE	100.00	0.00	0.00	0.00	100.00	0.00	100.00
01 1200 236 002 000	Retire-NURSE	0.00	0.00	0.00	0.00	0.00	0.00	0.00
01 1200 281 001 000	CASH IN LIEU/HSA	5,000.00	0.00	0.00	0.00	5,000.00	0.00	5,000.00
01 1200 281 002 000	CASH IN LIEU/HSA	0.00	582.37	2,107.02	0.00	(2,107.02)	0.00	(2,107.02)
01 1200 282 001 000	INSTRUCTIONAL AIDES HSA	1,500.00	125.51	768.93	51.26	731.07	0.00	731.07
01 1200 282 002 000	INSTRUCTIONAL AIDES HSA	3,500.00	222.35	1,426.59	40.76	2,073.41	0.00	2,073.41
01 1200 283 002 000	INS/HSA Cont.	50.00	0.00	0.00	0.00	50.00	0.00	50.00
01 1200 286 001 000	NURSE-HSA	25.00	0.00	0.00	0.00	25.00	0.00	25.00
01 1200 286 002 000	NURSE-HSA	25.00	0.00	0.00	0.00	25.00	0.00	25.00
01 1200 320 001 000	Purch Prof Ser Secon	10,000.00	0.00	0.00	0.00	10,000.00	0.00	10,000.00
01 1200 320 002 000	Purch Prof Serv Elem	5,000.00	0.00	0.00	0.00	5,000.00	0.00	5,000.00
01 1200 330 001 000	EMPLOYEE TRAINING/DEVELOPMENT	2,500.00	60.00	485.00	19.40	2,015.00	0.00	2,015.00
01 1200 330 002 000	EMPLOYEE TRAINING/DEVELOPMENT	0.00	60.00	375.00	0.00	(375.00)	0.00	(375.00)
01 1200 520 001 000	INSURANCE(Property, Liability)	100.00	0.00	0.00	0.00	100.00	0.00	100.00
01 1200 569 001 000	TUITION-OTHER	200,000.00	18,055.29	121,274.24	60.64	78,725.76	0.00	78,725.76
01 1200 569 002 000	TUITION-OTHER	50,000.00	0.00	14,040.00	28.08	35,960.00	0.00	35,960.00
01 1200 580 001 000	Travel Secon	250.00	0.00	0.00	0.00	250.00	0.00	250.00
01 1200 580 002 000	Travel Elem	250.00	0.00	0.00	0.00	250.00	0.00	250.00
01 1200 591 001 000	SPED SUPERVISION SEC.	20,000.00	799.73	8,332.55	41.66	11,667.45	0.00	11,667.45
01 1200 591 002 000	SPED SUPERVISION ELEM.	20,000.00	799.73	8,332.55	41.66	11,667.45	0.00	11,667.45
01 1200 610 001 000	Gen Supplies	7,500.00	54.30	2,572.58	34.30	4,927.42	0.00	4,927.42
01 1200 610 002 000	Gen Supplies Elem	5,000.00	54.30	3,727.31	74.55	1,272.69	0.00	1,272.69
01 1200 640 001 000	Textbooks	750.00	0.00	0.00	0.00	750.00	0.00	750.00
01 1200 640 002 000	Textbooks Elem	600.00	0.00	0.00	0.00	600.00	0.00	600.00
01 1200 641 001 000	Digital Materials	200.00	0.00	0.00	0.00	200.00	0.00	200.00
01 1200 641 002 000	Digital Mat./EBOOKS	100.00	0.00	0.00	0.00	100.00	0.00	100.00
01 1200 643 001 000	WEB/CLOUD BASED SOFTWARE	0.00	0.00	506.47	0.00	(506.47)	0.00	(506.47)
01 1200 643 002 000	WEB/CLOUD BASED SOFTWARE	0.00	0.00	256.68	0.00	(256.68)	0.00	(256.68)
01 1200 733 001 000	Equipment Furn Secon	2,000.00	0.00	0.00	0.00	2,000.00	0.00	2,000.00
01 1200 733 002 000	Furniture Equip Elem	1,000.00	0.00	0.00	0.00	1,000.00	0.00	1,000.00
01 1200 734 001 000	Comp Equip Secon	2,000.00	0.00	0.00	0.00	2,000.00	0.00	2,000.00
01 1200 734 002 000	Computer Equip Elem	1,000.00	0.00	0.00	0.00	1,000.00	0.00	1,000.00
01 1200 735 001 000	Comp Software Secon	1,000.00	0.00	0.00	0.00	1,000.00	0.00	1,000.00
01 1200 735 002 000	Comp Software Elem	610.00	0.00	0.00	0.00	610.00	0.00	610.00
01 1200 810 001 000	Registration Secondary	250.00	11.59	65.69	26.28	184.31	0.00	184.31
01 1200 810 002 000	Registration Elem	1,000.00	(119.88)	5.12	0.51	994.88	0.00	994.88

Account Number	Account Description	Revised Budget	During Month	Expenditures to Date	% of Budget	Balance at EOM	Encumbrances	Unencumbered Balance
1200 SPEDICAL ED School Age		1,515,460.00	102,321.23	668,741.19	44.13	846,718.81	0.00	846,718.81
01 1291 330 002 000	EMPLOYEE TRAINING/DEVELOPMENT	0.00	50.00	50.00	0.00	(50.00)	0.00	(50.00)
01 1291 610 002 000	PRE Supplies	3,000.00	0.00	0.00	0.00	3,000.00	0.00	3,000.00
01 1291 640 002 000	Periodicals (3-5)	300.00	0.00	0.00	0.00	300.00	0.00	300.00
01 1291 733 000 000	Equipment (3-5)	1,700.00	0.00	0.00	0.00	1,700.00	0.00	1,700.00
1291 SPED AGES 3-5		5,000.00	50.00	50.00	1.00	4,950.00	0.00	4,950.00
01 2120 111 001 000	Counselor Sal Secon	61,000.00	5,036.31	30,217.86	49.54	30,782.14	0.00	30,782.14
01 2120 111 002 000	Counselor Sal Elem	16,000.00	1,259.08	7,554.48	47.22	8,445.52	0.00	8,445.52
01 2120 211 001 000	Health Ins. Secon	18,000.00	1,441.95	8,651.70	48.07	9,348.30	0.00	9,348.30
01 2120 211 002 000	Health Ins. Elem	4,500.00	360.49	2,162.94	48.07	2,337.06	0.00	2,337.06
01 2120 221 001 000	Fica Secon	5,000.00	382.24	2,293.44	45.87	2,706.56	0.00	2,706.56
01 2120 221 002 000	Fica Elem	1,500.00	95.56	573.36	38.22	926.64	0.00	926.64
01 2120 231 001 000	Retirement Secon	6,000.00	406.93	2,441.58	40.69	3,558.42	0.00	3,558.42
01 2120 231 002 000	Retirement Elem	1,500.00	101.73	610.38	40.69	889.62	0.00	889.62
01 2120 281 001 000	TEACHERS/PRINCIPALS HSA	2,500.00	0.00	0.00	0.00	2,500.00	0.00	2,500.00
01 2120 281 002 000	TEACHERS/PRINCIPALS HSA	750.00	0.00	0.00	0.00	750.00	0.00	750.00
01 2120 320 001 000	Purch Prof Ser Secon	1,250.00	0.00	0.00	0.00	1,250.00	0.00	1,250.00
01 2120 320 002 000	Purch Prof Ser Elem	1,000.00	0.00	0.00	0.00	1,000.00	0.00	1,000.00
01 2120 330 001 000	EMPLOYEE TRAINING/DEVELOPMENT	0.00	0.00	40.00	0.00	(40.00)	0.00	(40.00)
01 2120 580 001 000	Travel Secon	500.00	0.00	0.00	0.00	500.00	0.00	500.00
01 2120 580 002 000	Travel Elem	500.00	0.00	0.00	0.00	500.00	0.00	500.00
01 2120 610 001 000	Supplies Secon	1,000.00	0.00	116.32	11.63	883.68	0.00	883.68
01 2120 610 002 000	Supplies Elem	1,000.00	0.00	67.33	6.73	932.67	0.00	932.67
01 2120 640 001 000	BOOKS & PERIODICALS	2,500.00	0.00	0.00	0.00	2,500.00	0.00	2,500.00
01 2120 640 002 000	Resource Texts	150.00	0.00	0.00	0.00	150.00	0.00	150.00
01 2120 735 001 000	Computer Software	100.00	0.00	0.00	0.00	100.00	0.00	100.00
01 2120 810 000 000	REGISTRATION	1,000.00	0.00	0.00	0.00	1,000.00	0.00	1,000.00
2120 COUNSELOR		125,750.00	9,084.29	54,729.39	43.52	71,020.61	0.00	71,020.61
01 2130 116 000 000	SALARIES -Professional Non-Cert. (Nurse)	38,000.00	3,230.56	21,045.10	55.38	16,954.90	0.00	16,954.90
01 2130 216 000 000	GROUP INS.-NURSE	5,000.00	590.70	3,279.70	65.59	1,720.30	0.00	1,720.30
01 2130 226 000 000	FICA-NURSE	3,000.00	244.17	1,593.76	53.13	1,406.24	0.00	1,406.24
01 2130 236 000 000	RETIREMENT-NURSE	3,750.00	261.03	1,700.48	45.35	2,049.52	0.00	2,049.52
01 2130 286 000 000	NURSE-HSA	1,000.00	103.75	576.04	57.60	423.96	0.00	423.96
01 2130 320 001 000	Purch Prof Ser Secon	50.00	0.00	0.00	0.00	50.00	0.00	50.00
01 2130 320 002 000	Purch Prof Serv Elem	50.00	0.00	0.00	0.00	50.00	0.00	50.00
01 2130 580 000 000	Travel	200.00	0.00	0.00	0.00	200.00	0.00	200.00
01 2130 610 000 000	Health Supplies	5,000.00	282.81	554.46	11.09	4,445.54	0.00	4,445.54
01 2130 610 001 000	Instruc Mater Secon	100.00	0.00	0.00	0.00	100.00	0.00	100.00
01 2130 610 002 000	Instruc Mater Elem	200.00	0.00	18.17	9.09	181.83	0.00	181.83
01 2130 733 000 000	Equipment	300.00	0.00	0.00	0.00	300.00	0.00	300.00
01 2130 810 000 000	Dues And Fees	150.00	0.00	0.00	0.00	150.00	0.00	150.00
2130 NURSE		56,800.00	4,713.02	28,767.71	50.65	28,032.29	0.00	28,032.29
01 2131 116 001 000	SALARIES -Professional Non-Cert. (Nurse)	15,000.00	904.82	7,227.89	48.19	7,772.11	0.00	7,772.11
01 2131 116 002 000	SALARIES -Professional Non-Cert. (Nurse)	15,000.00	904.82	7,227.89	48.19	7,772.11	0.00	7,772.11
01 2131 216 001 000	GROUP INS.-NURSE	2,000.00	165.45	1,124.95	56.25	875.05	0.00	875.05
01 2131 216 002 000	GROUP INS.-NURSE	2,000.00	165.45	1,124.95	56.25	875.05	0.00	875.05
01 2131 226 001 000	FICA-NURSE	1,250.00	68.42	547.37	43.79	702.63	0.00	702.63
01 2131 226 002 000	FICA-NURSE	1,250.00	68.42	547.32	43.79	702.68	0.00	702.68
01 2131 236 001 000	RETIREMENT-NURSE	1,500.00	73.11	584.00	38.93	916.00	0.00	916.00
01 2131 236 002 000	RETIREMENT-NURSE	1,500.00	73.11	583.99	38.93	916.01	0.00	916.01

Account Number	Account Description	Revised Budget	During Month	Expenditures to Date	% of Budget	Balance at EOM	Encumbrances	Unencumbered Balance
01 2131 286 001 000	NURSE-HSA	1,000.00	29.06	197.59	19.76	802.41	0.00	802.41
01 2131 286 002 000	NURSE-HSA	1,000.00	29.06	197.59	19.76	802.41	0.00	802.41
2131 HEALTH SERVICES SPED-NURSE		41,500.00	2,481.72	19,363.54	46.66	22,136.46	0.00	22,136.46
01 2140 111 000 000	SALARIES TEACHERS/PROFESSIONAL STAFF	85,000.00	0.00	0.00	0.00	85,000.00	0.00	85,000.00
01 2140 211 000 000	GROUP INSURANCE TEACHERS/ADMINS	19,600.00	0.00	0.00	0.00	19,600.00	0.00	19,600.00
01 2140 221 000 000	FICA TEACHERS/ADMIN	6,550.00	0.00	0.00	0.00	6,550.00	0.00	6,550.00
01 2140 231 000 000	RETIREMENT TEACHERS/ADMINS	8,313.00	0.00	0.00	0.00	8,313.00	0.00	8,313.00
01 2140 281 000 000	CASH IN LIEU TEACHERS/HSA	1,000.00	0.00	0.00	0.00	1,000.00	0.00	1,000.00
01 2140 591 001 000	ESU SERVICES-LMHP	15,000.00	312.50	1,562.50	10.42	13,437.50	0.00	13,437.50
01 2140 591 002 000	ESU SERVICES-LMHP Elem	15,000.00	312.50	1,562.50	10.42	13,437.50	0.00	13,437.50
2140 PSYCHOLOGICAL SERVICES		150,463.00	625.00	3,125.00	2.08	147,338.00	0.00	147,338.00
01 2141 111 001 000	SALARIES TEACHERS/PROFESSIONAL STAFF	0.00	3,541.66	21,249.96	0.00	(21,249.96)	0.00	(21,249.96)
01 2141 111 002 000	SALARIES TEACHERS/PROFESSIONAL STAFF	0.00	3,541.67	21,250.02	0.00	(21,250.02)	0.00	(21,250.02)
01 2141 211 001 000	GROUP INSURANCE TEACHERS/ADMINS	0.00	681.17	4,087.02	0.00	(4,087.02)	0.00	(4,087.02)
01 2141 211 002 000	GROUP INSURANCE TEACHERS/ADMINS	0.00	681.17	4,087.02	0.00	(4,087.02)	0.00	(4,087.02)
01 2141 221 001 000	FICA TEACHERS/ADMIN	0.00	260.77	1,564.62	0.00	(1,564.62)	0.00	(1,564.62)
01 2141 221 002 000	FICA TEACHERS/ADMIN	0.00	260.77	1,564.62	0.00	(1,564.62)	0.00	(1,564.62)
01 2141 231 001 000	RETIREMENT TEACHERS/ADMINS	0.00	286.17	1,717.02	0.00	(1,717.02)	0.00	(1,717.02)
01 2141 231 002 000	RETIREMENT TEACHERS/ADMINS	0.00	286.17	1,717.02	0.00	(1,717.02)	0.00	(1,717.02)
01 2141 281 001 000	CASH IN LIEU TEACHERS/HSA	0.00	122.54	735.24	0.00	(735.24)	0.00	(735.24)
01 2141 281 002 000	CASH IN LIEU TEACHERS/HSA	0.00	122.55	735.30	0.00	(735.30)	0.00	(735.30)
01 2141 330 000 000	EMPLOYEE TRAINING/DEVELOPMENT	0.00	40.00	60.00	0.00	(60.00)	0.00	(60.00)
2141 PSYCHOLOGICAL SERVICES: SPED SCHOOL AGE		0.00	9,824.64	58,767.84	0.00	(58,767.84)	0.00	(58,767.84)
01 2151 320 001 000	Speech Therapy Services	0.00	337.50	1,956.75	0.00	(1,956.75)	0.00	(1,956.75)
01 2151 334 001 000	MILEAGE PAID-CONTRACTED	0.00	516.20	1,530.80	0.00	(1,530.80)	0.00	(1,530.80)
01 2151 340 001 000	OTHER PROF. SERVICES	0.00	3,601.00	20,020.00	0.00	(20,020.00)	0.00	(20,020.00)
01 2151 340 002 000	OTHER PROF. SERVICES	55,000.00	7,312.50	36,075.00	65.59	18,925.00	0.00	18,925.00
2151 SPEECH PATH/AUDIOLOGY-SPED School Age		55,000.00	11,767.20	59,582.55	108.33	(4,582.55)	0.00	(4,582.55)
01 2161 320 001 000	PROFESSIONAL ED SERVICES	5,000.00	0.00	3,079.55	61.59	1,920.45	0.00	1,920.45
01 2161 320 002 000	PROFESSIONAL ED SERVICES	15,500.00	0.00	6,279.80	40.51	9,220.20	0.00	9,220.20
01 2161 569 001 000	TUITION-OTHER	2,500.00	0.00	0.00	0.00	2,500.00	0.00	2,500.00
01 2161 569 002 000	OT Sped School Age	2,500.00	0.00	0.00	0.00	2,500.00	0.00	2,500.00
2161 OCCUPATIONAL THERAPY-SPED SCHOOL AGE		25,500.00	0.00	9,359.35	36.70	16,140.65	0.00	16,140.65
01 2162 320 002 000	OT Services SPED 3-5	3,500.00	0.00	2,444.25	69.84	1,055.75	0.00	1,055.75
01 2162 569 002 000	OT Sped 3-5	3,000.00	0.00	0.00	0.00	3,000.00	0.00	3,000.00
2162 OCCUPATIONAL THERAPY-SPED 3-5		6,500.00	0.00	2,444.25	37.60	4,055.75	0.00	4,055.75
01 2163 320 002 000	OT Sped Services 0-2	5,000.00	0.00	722.50	14.45	4,277.50	0.00	4,277.50
2163 OCCUPATIONAL THERAPY-SPED 0-2		5,000.00	0.00	722.50	14.45	4,277.50	0.00	4,277.50
01 2171 320 001 000	PT Sped Services Sec.	4,000.00	1,389.75	3,689.25	92.23	310.75	0.00	310.75
01 2171 320 002 000	PT Sped Services Elem	15,000.00	2,267.30	5,529.05	36.86	9,470.95	0.00	9,470.95
01 2171 569 001 000	PT Sped School Age	500.00	0.00	0.00	0.00	500.00	0.00	500.00
01 2171 569 002 000	PT Sped School Age	500.00	0.00	0.00	0.00	500.00	0.00	500.00
2171 PHYSICAL THERAPY-SPED SCHOOL AGE		20,000.00	3,657.05	9,218.30	46.09	10,781.70	0.00	10,781.70
01 2172 320 002 000	PT Sped Services 3-5	2,500.00	1,068.75	2,619.75	104.79	(119.75)	0.00	(119.75)
01 2172 569 002 000	PT 3-4 Sped	2,500.00	0.00	0.00	0.00	2,500.00	0.00	2,500.00

Account Number	Account Description	Revised Budget	During Month	Expenditures to Date	% of Budget	Balance at EOM	Encumbrances	Unencumbered Balance
2172 PHYSICAL THERAPY:SPED 3-5		5,000.00	1,068.75	2,619.75	52.40	2,380.25	0.00	2,380.25
01 2173 320 002 000	PT Sped Services 0-2	0.00	248.05	1,387.80	0.00	(1,387.80)	0.00	(1,387.80)
2173 PHYSICAL THERAPY:SPED 0-2		0.00	248.05	1,387.80	0.00	(1,387.80)	0.00	(1,387.80)
01 2190 110 001 000	Act Trans Sal Secon	25,000.00	1,641.31	11,305.75	45.22	13,694.25	0.00	13,694.25
01 2190 110 002 000	Act Trans Sal Elem	1,000.00	0.00	0.00	0.00	1,000.00	0.00	1,000.00
01 2190 210 001 000	GROUP INSURANCE-NON INSTRUCTIONAL	750.00	0.22	66.58	8.88	683.42	0.00	683.42
01 2190 220 001 000	FICA-NON INSTRUCTIONAL	2,000.00	125.52	863.17	43.16	1,136.83	0.00	1,136.83
01 2190 220 002 000	FICA-NON INSTRUCTIONAL	100.00	0.00	0.00	0.00	100.00	0.00	100.00
01 2190 230 001 000	RETIREMENT- NON INSTRUCTIONAL	2,500.00	26.41	315.97	12.64	2,184.03	0.00	2,184.03
01 2190 230 002 000	RETIREMENT- NON INSTRUCTIONAL	100.00	0.00	0.00	0.00	100.00	0.00	100.00
01 2190 340 001 000	Testing	1,500.00	0.00	1,684.00	112.27	(184.00)	0.00	(184.00)
01 2190 580 002 000	Meals/mileage	100.00	0.00	0.00	0.00	100.00	0.00	100.00
2190 ACT TRANS		33,050.00	1,793.46	14,235.47	43.07	18,814.53	0.00	18,814.53
01 2212 111 001 000	SALARIES TEACHERS STAFF. DEV	2,500.00	0.00	0.00	0.00	2,500.00	0.00	2,500.00
01 2212 111 002 000	SALARIES TEACHERS STAFF DEV. ELEM.	2,500.00	0.00	0.00	0.00	2,500.00	0.00	2,500.00
01 2212 123 001 000	Staff Development	300.00	0.00	0.00	0.00	300.00	0.00	300.00
01 2212 123 002 000	Staff Development	300.00	0.00	0.00	0.00	300.00	0.00	300.00
01 2212 211 001 000	HEALTH INSURANCE	200.00	0.00	0.00	0.00	200.00	0.00	200.00
01 2212 211 002 000	HEALTH INSURANCE	200.00	0.00	0.00	0.00	200.00	0.00	200.00
01 2212 221 001 000	Staff Dev Fica	500.00	0.00	0.00	0.00	500.00	0.00	500.00
01 2212 221 002 000	Staff Dev Fica	500.00	0.00	0.00	0.00	500.00	0.00	500.00
01 2212 231 001 000	RETIREMENT	250.00	0.00	0.00	0.00	250.00	0.00	250.00
01 2212 231 002 000	Staff Dev Retire	250.00	0.00	0.00	0.00	250.00	0.00	250.00
01 2212 330 001 000	Purch Prof Ser Secon	1,500.00	0.00	230.00	15.33	1,270.00	0.00	1,270.00
01 2212 330 002 000	Purch Prof Ser Elem	5,000.00	0.00	25.00	0.50	4,975.00	0.00	4,975.00
01 2212 580 001 000	Travel Secon	1,500.00	308.85	1,974.00	131.60	(474.00)	0.00	(474.00)
01 2212 580 002 000	Travel Elem	1,500.00	0.00	0.00	0.00	1,500.00	0.00	1,500.00
01 2212 610 001 000	Supplies Secon	2,000.00	0.00	0.00	0.00	2,000.00	0.00	2,000.00
01 2212 610 002 000	Supplies Elem	2,000.00	0.00	0.00	0.00	2,000.00	0.00	2,000.00
01 2212 810 001 000	Dues And Fees Secon	2,000.00	0.00	0.00	0.00	2,000.00	0.00	2,000.00
01 2212 810 002 000	Dues And Fees Elem	2,000.00	0.00	0.00	0.00	2,000.00	0.00	2,000.00
2212 Instruction and Curriculum Development		25,000.00	308.85	2,229.00	8.92	22,771.00	0.00	22,771.00
01 2213 330 001 000	EMPLOYEE TRAINING/DEVELOPMENT	0.00	0.00	308.00	0.00	(308.00)	0.00	(308.00)
01 2213 330 002 000	EMPLOYEE TRAINING/DEVELOPMENT	0.00	0.00	60.00	0.00	(60.00)	0.00	(60.00)
2213 Instructional Staff Training		0.00	0.00	368.00	0.00	(368.00)	0.00	(368.00)
01 2214 111 000 000	SALARIES TEACHERS/PROFESSIONAL STAFF	5,000.00	0.00	0.00	0.00	5,000.00	0.00	5,000.00
01 2214 221 000 000	FICA TEACHERS/ADMIN	650.00	0.00	0.00	0.00	650.00	0.00	650.00
01 2214 231 000 000	RETIREMENT TEACHERS/ADMINS	650.00	0.00	0.00	0.00	650.00	0.00	650.00
01 2214 580 001 000	TRAVEL	150.00	0.00	0.00	0.00	150.00	0.00	150.00
01 2214 580 002 000	TRAVEL	150.00	0.00	0.00	0.00	150.00	0.00	150.00
01 2214 610 001 000	GENERAL SUPPLIES	375.00	0.00	0.00	0.00	375.00	0.00	375.00
01 2214 610 002 000	GENERAL SUPPLIES	375.00	0.00	0.00	0.00	375.00	0.00	375.00
01 2214 810 001 000	DUES AND FEES	1,425.00	0.00	0.00	0.00	1,425.00	0.00	1,425.00
01 2214 810 002 000	DUES AND FEES	1,425.00	0.00	0.00	0.00	1,425.00	0.00	1,425.00
2214 IMPLEMENTATION OF STANDARDS		10,200.00	0.00	0.00	0.00	10,200.00	0.00	10,200.00
01 2220 111 001 000	SALARIES TEACHERS LIBRARIAN SECOND.	32,600.00	2,781.04	16,616.24	50.97	15,983.76	0.00	15,983.76

Account Number	Account Description	Revised Budget	During Month	Expenditures to Date	% of Budget	Balance at EOM	Encumbrances	Unencumbered Balance
01 2220 111 002 000	SALARIES TEACHERS LIBRARIAN ELEM.	32,600.00	2,781.04	16,616.24	50.97	15,983.76	0.00	15,983.76
01 2220 211 001 000	Health Ins Secon	15,000.00	1,023.59	6,140.96	40.94	8,859.04	0.00	8,859.04
01 2220 211 002 000	Health Ins Elem	15,000.00	1,023.59	6,140.96	40.94	8,859.04	0.00	8,859.04
01 2220 221 001 000	Fica Secon	2,500.00	199.95	1,194.36	47.77	1,305.64	0.00	1,305.64
01 2220 221 002 000	Fica Elem	2,500.00	199.95	1,194.36	47.77	1,305.64	0.00	1,305.64
01 2220 231 001 000	Retire Secon	3,200.00	224.71	1,342.60	41.96	1,857.40	0.00	1,857.40
01 2220 231 002 000	Retire Elem	3,200.00	224.71	1,342.60	41.96	1,857.40	0.00	1,857.40
01 2220 281 001 000	CASH IN LIEU TEACHERS/HSA	0.00	185.99	1,115.83	0.00	(1,115.83)	0.00	(1,115.83)
01 2220 281 002 000	CASH IN LIEU TEACHERS/HSA	0.00	185.99	1,115.83	0.00	(1,115.83)	0.00	(1,115.83)
01 2220 320 001 000	Purchased Ser Secon	500.00	0.00	0.00	0.00	500.00	0.00	500.00
01 2220 320 002 000	Purchased Ser Elem	500.00	0.00	0.00	0.00	500.00	0.00	500.00
01 2220 330 001 000	EMPLOYEE TRAINING/DEVELOPMENT	0.00	0.00	40.00	0.00	(40.00)	0.00	(40.00)
01 2220 431 001 000	Repair Secon	150.00	0.00	0.00	0.00	150.00	0.00	150.00
01 2220 431 002 000	Repair Elem	350.00	0.00	0.00	0.00	350.00	0.00	350.00
01 2220 610 001 000	Supplies Secon	500.00	0.00	357.53	71.51	142.47	0.00	142.47
01 2220 610 002 000	Supplies Elem	600.00	0.00	1,109.50	184.92	(509.50)	0.00	(509.50)
01 2220 640 001 000	Library Books Secon	4,500.00	50.20	804.41	17.88	3,695.59	0.00	3,695.59
01 2220 640 002 000	Library Books Elem	2,250.00	179.44	742.56	33.00	1,507.44	0.00	1,507.44
01 2220 641 000 000	EBOOKS	500.00	0.00	0.00	0.00	500.00	0.00	500.00
01 2220 641 001 000	Digital Mat./EBOOKS	250.00	0.00	147.50	59.00	102.50	0.00	102.50
01 2220 641 002 000	Digital Mat./EBOOKS	250.00	0.00	147.50	59.00	102.50	0.00	102.50
01 2220 643 001 000	WEB/CLOUD BASED SOFTWARE	0.00	0.00	0.00	0.00	0.00	0.00	0.00
01 2220 733 001 000	Equipment Secon	600.00	0.00	0.00	0.00	600.00	0.00	600.00
01 2220 733 002 000	Equipment Elem	600.00	0.00	0.00	0.00	600.00	0.00	600.00
01 2220 735 001 000	Computer Software	3,800.00	0.00	545.00	14.34	3,255.00	0.00	3,255.00
01 2220 735 002 000	Elem Software	2,500.00	0.00	545.00	21.80	1,955.00	0.00	1,955.00
01 2220 890 001 000	Other Mis Exp Secon	40.00	0.00	0.00	0.00	40.00	0.00	40.00
01 2220 890 002 000	Other Misc Exp Elem	100.00	0.00	0.00	0.00	100.00	0.00	100.00
2220 LIBRARY/MEDIA SERVICES		124,590.00	9,060.20	57,258.98	45.96	67,331.02	0.00	67,331.02
01 2310 340 000 000	SERVICES	750.00	32.50	708.45	94.46	41.55	0.00	41.55
01 2310 520 000 000	INSURANCE(Property, Liability)	15,500.00	0.00	0.00	0.00	15,500.00	0.00	15,500.00
01 2310 540 000 000	Advertising & Print	7,500.00	0.00	2,107.15	28.10	5,392.85	0.00	5,392.85
01 2310 580 000 000	Board Travel	2,000.00	0.00	0.00	0.00	2,000.00	0.00	2,000.00
01 2310 610 000 000	Supplies	3,500.00	0.00	902.29	25.78	2,597.71	0.00	2,597.71
01 2310 643 000 000	WEB/CLOUD BASED SOFTWARE	0.00	0.00	2,700.00	0.00	(2,700.00)	0.00	(2,700.00)
01 2310 735 000 000	Software (E-Meetings)	3,000.00	0.00	0.00	0.00	3,000.00	0.00	3,000.00
01 2310 810 000 000	Dues And Fees	12,500.00	800.00	2,230.25	17.84	10,269.75	0.00	10,269.75
01 2310 890 000 000	Other Misc Exp	2,000.00	0.00	0.00	0.00	2,000.00	0.00	2,000.00
2310 BOARD OF EDUCATION		46,750.00	832.50	8,648.14	18.50	38,101.86	0.00	38,101.86
01 2320 105 000 000	SUPERINTENDENT SALARY	155,375.00	12,947.59	77,685.54	50.00	77,689.46	0.00	77,689.46
01 2320 110 000 000	Clerical	24,000.00	1,610.16	11,870.16	49.46	12,129.84	0.00	12,129.84
01 2320 130 000 000	OT-NON INSTRUCTIONAL	700.00	53.91	625.04	89.29	74.96	0.00	74.96
01 2320 210 000 000	GROUP INSURANCE-NON INSTRUCTIONAL	8,900.00	499.56	3,355.23	37.70	5,544.77	0.00	5,544.77
01 2320 215 000 000	Health Ins	30,000.00	2,533.37	15,200.22	50.67	14,799.78	0.00	14,799.78
01 2320 220 000 000	FICA-NON INSTRUCTIONAL	2,000.00	123.09	927.51	46.38	1,072.49	0.00	1,072.49
01 2320 225 000 000	Fica	12,000.00	990.49	5,942.94	49.52	6,057.06	0.00	6,057.06
01 2320 230 000 000	RETIREMENT- NON INSTRUCTIONAL	2,500.00	134.46	1,009.62	40.38	1,490.38	0.00	1,490.38
01 2320 235 000 000	RETIREMENT SUPT.	15,200.00	1,042.93	6,257.58	41.17	8,942.42	0.00	8,942.42
01 2320 280 000 000	NON INSTRUCTIONAL HSA	1,000.00	90.93	610.81	61.08	389.19	0.00	389.19
01 2320 580 000 000	Travel	1,500.00	0.00	227.98	15.20	1,272.02	0.00	1,272.02
01 2320 610 000 000	Supplies	500.00	0.00	0.00	0.00	500.00	0.00	500.00
01 2320 643 000 000	WEB/CLOUD BASED SOFTWARE	0.00	0.00	1,800.00	0.00	(1,800.00)	0.00	(1,800.00)

Account Number	Account Description	Revised Budget	During Month	Expenditures to Date	% of Budget	Balance at EOM	Encumbrances	Unencumbered Balance
01 2320 735 000 000	Software-North Star	2,000.00	0.00	0.00	0.00	2,000.00	0.00	2,000.00
01 2320 810 000 000	Dues And Fees	1,667.00	0.00	350.00	21.00	1,317.00	0.00	1,317.00
01 2320 890 000 000	Other Misc Exp	1,000.00	0.00	0.00	0.00	1,000.00	0.00	1,000.00
2320	EXECUTIVE ADMINISTRATION-SUPT	258,342.00	20,026.49	125,862.63	48.72	132,479.37	0.00	132,479.37
01 2330 317 000 000	LEGAL SERVICES	25,000.00	40.00	1,748.50	6.99	23,251.50	0.00	23,251.50
2330	DISTRICT LEGAL SERVICES	25,000.00	40.00	1,748.50	6.99	23,251.50	0.00	23,251.50
01 2410 110 001 000	Clerical Sal Secon	56,500.00	4,669.73	29,522.46	52.25	26,977.54	0.00	26,977.54
01 2410 110 002 000	Clerical Sal Elem	52,000.00	3,448.34	25,333.76	48.72	26,666.24	0.00	26,666.24
01 2410 111 001 000	Princ Sal Secon	105,000.00	8,750.00	52,500.00	50.00	52,500.00	0.00	52,500.00
01 2410 111 002 000	Prin Sal Elem	113,500.00	9,442.87	56,657.22	49.92	56,842.78	0.00	56,842.78
01 2410 120 001 000	SUBSTITUTE OR TEMPORARY SALARIES	1,000.00	0.00	280.34	28.03	719.66	0.00	719.66
01 2410 122 001 000	STUDENT AIDE	5,000.00	0.00	0.00	0.00	5,000.00	0.00	5,000.00
01 2410 130 001 000	OT-NON INSTRUCTIONAL	2,000.00	125.80	1,458.44	72.92	541.56	0.00	541.56
01 2410 130 002 000	OT-NON INSTRUCTIONAL	2,000.00	228.91	1,514.77	75.74	485.23	0.00	485.23
01 2410 151 001 000	ADDITIONAL COMP. TEACHERS/PROF. STAFF	0.00	490.88	2,945.28	0.00	(2,945.28)	0.00	(2,945.28)
01 2410 151 002 000	ADDITIONAL COMP. TEACHERS/PROF. STAFF	30,000.00	0.00	0.00	0.00	30,000.00	0.00	30,000.00
01 2410 210 001 000	GROUP INSURANCE-NON INSTRUCTIONAL	30,000.00	1,439.55	8,355.76	27.85	21,644.24	0.00	21,644.24
01 2410 210 002 000	GROUP INSURANCE-NON INSTRUCTIONAL	30,000.00	2,089.20	12,535.20	41.78	17,464.80	0.00	17,464.80
01 2410 211 001 000	Health Ins Secon	900.00	68.76	412.56	45.84	487.44	0.00	487.44
01 2410 211 002 000	Health Ins Elem	900.00	10.00	60.00	6.67	840.00	0.00	840.00
01 2410 220 001 000	FICA-NON INSTRUCTIONAL	4,500.00	354.68	2,320.83	51.57	2,179.17	0.00	2,179.17
01 2410 220 002 000	FICA-NON INSTRUCTIONAL	4,000.00	258.84	1,919.07	47.98	2,080.93	0.00	2,080.93
01 2410 221 001 000	Fica Secon	8,100.00	706.92	4,241.52	52.36	3,858.48	0.00	3,858.48
01 2410 221 002 000	Fica Elem	10,000.00	893.46	5,360.76	53.61	4,639.24	0.00	4,639.24
01 2410 230 001 000	RETIREMENT- NON INSTRUCTIONAL	6,000.00	387.48	2,503.26	41.72	3,496.74	0.00	3,496.74
01 2410 230 002 000	RETIREMENT- NON INSTRUCTIONAL	5,000.00	297.12	2,169.36	43.39	2,830.64	0.00	2,830.64
01 2410 231 001 000	RETIREMENT ADMINS SEC.	10,500.00	746.66	4,479.96	42.67	6,020.04	0.00	6,020.04
01 2410 231 002 000	RETIREMENT ADMIN ELEM.	11,000.00	762.98	4,577.88	41.62	6,422.12	0.00	6,422.12
01 2410 280 001 000	NON INSTRUCTIONAL HSA	3,500.00	262.09	1,521.18	43.46	1,978.82	0.00	1,978.82
01 2410 280 002 000	NON INSTRUCTIONAL HSA	5,000.00	380.34	2,282.04	45.64	2,717.96	0.00	2,717.96
01 2410 281 002 000	CASH IN LIEU/HSA	30,000.00	2,465.54	14,793.24	49.31	15,206.76	0.00	15,206.76
01 2410 580 001 000	Travel Secon	500.00	0.00	0.00	0.00	500.00	0.00	500.00
01 2410 580 002 000	Travel Elem	500.00	0.00	0.00	0.00	500.00	0.00	500.00
01 2410 610 001 000	Supplies Secon	1,150.00	0.00	0.00	0.00	1,150.00	0.00	1,150.00
01 2410 610 002 000	Supplies Elem	1,000.00	0.00	389.95	39.00	610.05	0.00	610.05
01 2410 733 001 000	Equipment Secon	50.00	0.00	0.00	0.00	50.00	0.00	50.00
01 2410 733 002 000	Equipment Elem	50.00	0.00	0.00	0.00	50.00	0.00	50.00
01 2410 810 001 000	Dues And Fees Secon	500.00	0.00	235.00	47.00	265.00	0.00	265.00
01 2410 810 002 000	Dues And Fees Elem	500.00	0.00	20.00	4.00	480.00	0.00	480.00
01 2410 890 001 000	Other Misc Exp Secon	500.00	0.00	0.00	0.00	500.00	0.00	500.00
01 2410 890 002 000	Other Misc Exp Elem	500.00	0.00	0.00	0.00	500.00	0.00	500.00
2410	OFFICE OF THE PRINCIPAL	531,650.00	38,280.15	238,389.84	44.84	293,260.16	0.00	293,260.16
01 2510 110 000 000	Clerical Salary	81,150.00	5,767.40	40,129.96	49.45	41,020.04	0.00	41,020.04
01 2510 130 000 000	OT-NON INSTRUCTIONAL	600.00	369.84	1,385.61	230.94	(785.61)	0.00	(785.61)
01 2510 150 000 000	ADDITIONAL COMP. NON INSTRUCTIONAL STAFF	11,000.00	894.88	5,369.28	48.81	5,630.72	0.00	5,630.72
01 2510 210 000 000	Health Ins	5,000.00	3.70	2,036.79	40.74	2,963.21	0.00	2,963.21
01 2510 220 000 000	Fica	6,500.00	517.54	3,457.19	53.19	3,042.81	0.00	3,042.81
01 2510 230 000 000	Retirement	8,000.00	495.89	3,354.43	41.93	4,645.57	0.00	4,645.57

Account Number	Account Description	Revised Budget	During Month	Expenditures to Date	% of Budget	Balance at EOM	Encumbrances	Unencumbered Balance
01 2510 280 000 000	CASH IN LIEU/HSA	0.00	0.00	16.01	0.00	(16.01)	0.00	(16.01)
01 2510 293 000 000	Workman's Comp	40,000.00	0.00	0.00	0.00	40,000.00	0.00	40,000.00
01 2510 315 000 000	ACCOUNTING & AUDITING SERVICES	13,000.00	0.00	15,500.20	119.23	(2,500.20)	0.00	(2,500.20)
01 2510 382 001 000	Telephone Secon	6,000.00	264.51	1,586.91	26.45	4,413.09	0.00	4,413.09
01 2510 382 002 000	Telehone Elem	6,000.00	264.50	1,586.88	26.45	4,413.12	0.00	4,413.12
01 2510 431 000 000	Repair Maint Service	1,000.00	0.00	0.00	0.00	1,000.00	0.00	1,000.00
01 2510 443 000 000	Rental And Leases	2,000.00	0.00	1,980.00	99.00	20.00	0.00	20.00
01 2510 520 000 000	INSURANCE-WORKMAN'S COMP	0.00	0.00	0.00	0.00	0.00	0.00	0.00
01 2510 531 000 000	POSTAGE	6,000.00	0.00	711.35	11.86	5,288.65	0.00	5,288.65
01 2510 580 000 000	Travel	550.00	0.00	0.00	0.00	550.00	0.00	550.00
01 2510 610 000 000	Supplies	2,000.00	0.00	889.02	44.45	1,110.98	0.00	1,110.98
01 2510 733 000 000	Equipment	1,000.00	0.00	0.00	0.00	1,000.00	0.00	1,000.00
01 2510 734 000 000	Computer Hardware	1,000.00	0.00	0.00	0.00	1,000.00	0.00	1,000.00
01 2510 735 000 000	Computer Software	11,000.00	0.00	2,324.00	21.13	8,676.00	0.00	8,676.00
01 2510 810 000 000	REGISTRATION	250.00	0.00	312.25	124.90	(62.25)	0.00	(62.25)
01 2510 890 000 000	Other Misc Exp	250.00	0.00	0.00	0.00	250.00	0.00	250.00
2510 CLERICAL		202,300.00	8,578.26	80,639.88	39.86	121,660.12	0.00	121,660.12
01 2580 112 000 000	Tech Support Aides	6,000.00	0.00	1,619.40	26.99	4,380.60	0.00	4,380.60
01 2580 114 000 000	Tech Support Salary	85,000.00	6,520.83	44,016.18	51.78	40,983.82	0.00	40,983.82
01 2580 214 000 000	Tech Support Health Ins	1,000.00	39.78	237.68	23.77	762.32	0.00	762.32
01 2580 224 000 000	Tech Support Fica	6,500.00	498.10	3,362.94	51.74	3,137.06	0.00	3,137.06
01 2580 234 000 000	RETIREMENT-TECH	8,000.00	526.89	3,556.51	44.46	4,443.49	0.00	4,443.49
01 2580 432 000 000	TECH REPAIRS/MAINT.	2,500.00	0.00	0.00	0.00	2,500.00	0.00	2,500.00
01 2580 432 001 000	TECH REPAIRS & MAINTENANCE	1,000.00	0.00	1,202.13	120.21	(202.13)	0.00	(202.13)
01 2580 432 002 000	TECH REPAIRS & MAINTENANCE	1,000.00	0.00	1,202.12	120.21	(202.12)	0.00	(202.12)
01 2580 580 000 000	Tech Support Travel	500.00	0.00	0.00	0.00	500.00	0.00	500.00
01 2580 650 001 000	Computer Supplies	5,000.00	380.00	1,287.93	25.76	3,712.07	0.00	3,712.07
01 2580 650 002 000	Computer Supplies	5,000.00	0.00	667.90	13.36	4,332.10	0.00	4,332.10
01 2580 735 001 000	TECHNOLOGY SOFTWARE	5,000.00	0.00	0.00	0.00	5,000.00	0.00	5,000.00
01 2580 810 000 000	REGISTRATION	500.00	0.00	20.00	4.00	480.00	0.00	480.00
2580 Administrative Tech Services		127,000.00	7,965.60	57,172.79	45.02	69,827.21	0.00	69,827.21
01 2610 110 001 000	Cust Sal Secon	115,000.00	8,530.81	54,655.14	47.53	60,344.86	0.00	60,344.86
01 2610 110 002 000	Cust Sal Elem	90,000.00	7,444.77	45,312.55	50.35	44,687.45	0.00	44,687.45
01 2610 123 001 000	Sub/Summer Sal Secon	20,000.00	0.00	464.25	2.32	19,535.75	0.00	19,535.75
01 2610 123 002 000	Sub/Summer Sal Elem	15,000.00	0.00	464.25	3.10	14,535.75	0.00	14,535.75
01 2610 130 001 000	OT-NON INSTRUCTIONAL	1,500.00	64.58	734.19	48.95	765.81	0.00	765.81
01 2610 130 002 000	OT-NON INSTRUCTIONAL	2,000.00	234.11	1,609.26	80.46	390.74	0.00	390.74
01 2610 210 001 000	Health Ins Secon	35,000.00	1,641.23	10,555.36	30.16	24,444.64	0.00	24,444.64
01 2610 210 002 000	Health Ins Elem	35,000.00	2,218.11	13,576.66	38.79	21,423.34	0.00	21,423.34
01 2610 220 001 000	Fica Secon	9,500.00	623.19	4,108.34	43.25	5,391.66	0.00	5,391.66
01 2610 220 002 000	Fica Elem	6,000.00	543.91	3,259.59	54.33	2,740.41	0.00	2,740.41
01 2610 223 001 000	FICA-SUB SUBS	1,500.00	0.00	0.00	0.00	1,500.00	0.00	1,500.00
01 2610 223 002 000	FICA-SUB SUBS	1,250.00	0.00	0.00	0.00	1,250.00	0.00	1,250.00
01 2610 230 001 000	Retirement Secon	12,000.00	654.85	4,273.71	35.61	7,726.29	0.00	7,726.29
01 2610 230 002 000	Retirement Elem	7,800.00	572.32	3,475.36	44.56	4,324.64	0.00	4,324.64
01 2610 233 001 000	RETIREMENT-SUBS	50.00	0.00	0.00	0.00	50.00	0.00	50.00
01 2610 280 002 000	CASH IN LIEU NON INSTR/HSA	5,000.00	320.79	1,816.38	36.33	3,183.62	0.00	3,183.62
01 2610 410 001 000	Water Sewer Secon	4,000.00	410.30	2,354.33	58.86	1,645.67	0.00	1,645.67
01 2610 410 002 000	Water Sewer Elem	4,000.00	410.30	2,354.32	58.86	1,645.68	0.00	1,645.68
01 2610 520 001 000	INSURANCE(Property, Liability)	30,000.00	0.00	0.00	0.00	30,000.00	0.00	30,000.00
01 2610 520 002 000	INSURANCE(Property, Liability)	30,000.00	0.00	0.00	0.00	30,000.00	0.00	30,000.00
01 2610 610 001 000	Supplies Secon	17,500.00	1,172.29	6,254.87	35.74	11,245.13	0.00	11,245.13
01 2610 610 002 000	Supplies Elem	17,500.00	857.78	6,253.18	35.73	11,246.82	0.00	11,246.82
01 2610 621 001 000	UTILITY ENERGY SERVICE	55,000.00	5,469.49	24,363.87	44.30	30,636.13	0.00	30,636.13

Account Number	Account Description	Revised Budget	During Month	Expenditures to Date	% of Budget	Balance at EOM	Encumbrances	Unencumbered Balance
01 2610 621 002 000	UTILITY ENERGY SERVICE	55,000.00	5,469.47	30,887.64	56.16	24,112.36	0.00	24,112.36
2610 CUSTODIAL		569,600.00	36,638.30	216,773.25	38.06	352,826.75	0.00	352,826.75
01 2620 110 000 000	Maintenance Sal	54,000.00	3,000.00	26,067.77	48.27	27,932.23	0.00	27,932.23
01 2620 210 000 000	Health Ins	5,000.00	2.40	15.79	0.32	4,984.21	0.00	4,984.21
01 2620 220 000 000	Fica	4,000.00	228.86	1,989.96	49.75	2,010.04	0.00	2,010.04
01 2620 230 000 000	Retirement	5,500.00	242.40	2,106.28	38.30	3,393.72	0.00	3,393.72
01 2620 420 001 000	CLEANING SERVICES/TRASH	6,500.00	490.50	3,143.00	48.35	3,357.00	0.00	3,357.00
01 2620 420 002 000	CLEANING SERVICES/TRASH	6,500.00	490.50	3,143.00	48.35	3,357.00	0.00	3,357.00
01 2620 431 001 000	Con/ser Repair Secon	45,000.00	1,032.93	16,436.24	36.52	28,563.76	0.00	28,563.76
01 2620 431 002 000	Cont/ser Repair Elem	55,000.00	1,032.92	7,526.61	13.68	47,473.39	0.00	47,473.39
01 2620 520 001 000	PROPERTY INS.	0.00	0.00	0.00	0.00	0.00	0.00	0.00
01 2620 520 002 000	PROPERTY INS.	0.00	0.00	0.00	0.00	0.00	0.00	0.00
01 2620 610 001 000	GENERAL SUPPLIES	20,000.00	1,156.63	20,145.65	100.73	(145.65)	0.00	(145.65)
01 2620 610 002 000	GENERAL SUPPLIES	20,000.00	1,767.29	13,193.47	65.97	6,806.53	0.00	6,806.53
01 2620 720 001 000	BUILDINGS INPROVEMENT	0.00	0.00	0.00	0.00	0.00	0.00	0.00
01 2620 720 002 000	BUILDINGS IMPROVEMENT	0.00	0.00	0.00	0.00	0.00	0.00	0.00
01 2620 733 001 000	Equipment Secon	2,000.00	0.00	0.00	0.00	2,000.00	0.00	2,000.00
01 2620 733 002 000	Equipment Elem	2,000.00	0.00	0.00	0.00	2,000.00	0.00	2,000.00
01 2620 890 001 000	Other Exp Secon	200.00	0.00	0.00	0.00	200.00	0.00	200.00
01 2620 890 002 000	Other Exp Elem	200.00	0.00	0.00	0.00	200.00	0.00	200.00
2620 MAINTENANCE		225,900.00	9,444.43	93,767.77	41.51	132,132.23	0.00	132,132.23
01 2710 110 000 000	Transp Salaries	158,000.00	10,947.31	81,480.62	51.57	76,519.38	0.00	76,519.38
01 2710 123 000 000	SUB SALARIES	15,000.00	176.61	4,356.38	29.04	10,643.62	0.00	10,643.62
01 2710 210 000 000	Health Ins	9,000.00	611.79	3,578.20	39.76	5,421.80	0.00	5,421.80
01 2710 220 000 000	Fica	12,750.00	824.17	6,156.28	48.28	6,593.72	0.00	6,593.72
01 2710 223 000 000	FICA-SUB SUBS	1,500.00	13.51	333.10	22.21	1,166.90	0.00	1,166.90
01 2710 230 000 000	Retirement	10,500.00	323.33	3,092.68	29.45	7,407.32	0.00	7,407.32
01 2710 233 000 000	RETIREMENT-SUBS	1,000.00	0.00	195.03	19.50	804.97	0.00	804.97
01 2710 330 000 000	TESTING	5,000.00	0.00	2,860.00	57.20	2,140.00	0.00	2,140.00
01 2710 334 000 000	MILEAGE PAID-CONTRACTED	500.00	0.00	0.00	0.00	500.00	0.00	500.00
01 2710 340 000 000	Purch Ser(physicals)	2,500.00	429.00	1,419.00	56.76	1,081.00	0.00	1,081.00
01 2710 442 000 000	LEASE VEHICLES	6,000.00	0.00	0.00	0.00	6,000.00	0.00	6,000.00
01 2710 520 000 000	INSURANCE(Property, Liability)	20,000.00	0.00	0.00	0.00	20,000.00	0.00	20,000.00
01 2710 610 000 000	Tires And Parts	15,000.00	1,222.27	7,385.42	49.24	7,614.58	0.00	7,614.58
01 2710 626 000 000	Gas And Oil	54,000.00	4,734.68	22,805.49	42.23	31,194.51	0.00	31,194.51
01 2710 733 000 000	Equipment	1,000.00	0.00	0.00	0.00	1,000.00	0.00	1,000.00
01 2710 890 000 000	Other Exp	1,000.00	0.00	593.83	59.38	406.17	0.00	406.17
2710 Vehicle Operation-Reg. Ed		312,750.00	19,282.67	134,256.03	42.93	178,493.97	0.00	178,493.97
01 2712 110 001 000	NON-INSTRUCTIONAL	20,000.00	1,530.62	12,421.57	62.11	7,578.43	0.00	7,578.43
01 2712 110 002 000	SPED Transp Salary	5,000.00	1,177.40	6,770.05	135.40	(1,770.05)	0.00	(1,770.05)
01 2712 123 001 000	SUB SALARIES	0.00	0.00	588.70	0.00	(588.70)	0.00	(588.70)
01 2712 210 001 000	GROUP INSURANCE-NON INSTRUCTIONAL	4,000.00	341.05	2,331.07	58.28	1,668.93	0.00	1,668.93
01 2712 210 002 000	SPED Transp Health	0.00	0.00	0.00	0.00	0.00	0.00	0.00
01 2712 220 001 000	FICA-NON INSTRUCTIONAL	1,500.00	109.43	898.48	59.90	601.52	0.00	601.52
01 2712 220 002 000	SPED Transp FICA	200.00	90.09	517.93	258.97	(317.93)	0.00	(317.93)
01 2712 223 001 000	FICA-SUBS	0.00	0.00	45.04	0.00	(45.04)	0.00	(45.04)
01 2712 230 001 000	RETIREMENT- NON INSTRUCTIONAL	2,000.00	123.67	994.14	49.71	1,005.86	0.00	1,005.86
01 2712 230 002 000	SPED Transp Retire	1,000.00	0.00	0.00	0.00	1,000.00	0.00	1,000.00
01 2712 332 001 000	Mileage/parent Secon	3,000.00	0.00	0.00	0.00	3,000.00	0.00	3,000.00
01 2712 332 002 000	Mileage/parents Elem	3,000.00	0.00	0.00	0.00	3,000.00	0.00	3,000.00
01 2712 519 001 000	Contracted Transpor	50,000.00	2,160.00	12,960.00	25.92	37,040.00	0.00	37,040.00
01 2712 519 002 000	Contracted Elem	2,000.00	0.00	0.00	0.00	2,000.00	0.00	2,000.00
01 2712 520 000 000	INSURANCE(Property, Liability)	0.00	0.00	0.00	0.00	0.00	0.00	0.00

Account Number	Account Description	Revised Budget	During Month	Expenditures to Date	% of Budget	Balance at EOM	Encumbrances	Unencumbered Balance
01 2712 626 001 000	Gas & Oil	500.00	0.00	0.00	0.00	500.00	0.00	500.00
2712 Vehicle Operation-School Age SPED		92,200.00	5,532.26	37,526.98	40.70	54,673.02	0.00	54,673.02
01 2730 431 000 000	REPAIRS & MAINT.	65,000.00	2,346.77	24,040.61	36.99	40,959.39	0.00	40,959.39
01 2730 610 000 000	GENERAL SUPPLIES	0.00	0.00	3,130.38	0.00	(3,130.38)	0.00	(3,130.38)
2730 Vehicle Service/Maint. Reg Ed.		65,000.00	2,346.77	27,170.99	41.80	37,829.01	0.00	37,829.01
01 3535 111 000 000	SALARIES TEACHERS/PROFESSIONAL STAFF	4,000.00	67.46	404.76	10.12	3,595.24	0.00	3,595.24
01 3535 211 000 000	High Ability Health	1,600.00	39.14	234.84	14.68	1,365.16	0.00	1,365.16
01 3535 221 000 000	High Ability Fica	300.00	4.64	27.84	9.28	272.16	0.00	272.16
01 3535 231 000 000	High Ability Retirement	500.00	5.45	32.70	6.54	467.30	0.00	467.30
01 3535 580 000 000	High Abilt Learn Mileage	100.00	0.00	0.00	0.00	100.00	0.00	100.00
01 3535 591 000 000	ESU SERVICES	1,500.00	0.00	0.00	0.00	1,500.00	0.00	1,500.00
01 3535 610 000 000	High Abilt Learn Supplies	5,000.00	185.40	11,961.88	239.24	(6,961.88)	0.00	(6,961.88)
01 3535 733 000 000	High Abilt Learn Equip	5,000.00	0.00	0.00	0.00	5,000.00	0.00	5,000.00
01 3535 735 000 000	HIGH ABIL SOFTWARE	250.00	0.00	0.00	0.00	250.00	0.00	250.00
01 3535 810 000 000	High Abilt Learn Registration	4,000.00	0.00	1,731.30	43.28	2,268.70	0.00	2,268.70
3535 HIGH ABILITY LEARNERS		22,250.00	302.09	14,393.32	64.69	7,856.68	0.00	7,856.68
01 3551 610 001 000	CTE GENERAL SUPPLIES	0.00	0.00	3,579.80	0.00	(3,579.80)	0.00	(3,579.80)
3551 Career Education CTE		0.00	0.00	3,579.80	0.00	(3,579.80)	0.00	(3,579.80)
01 6200 111 000 000	REGULAR SALARIES	71,610.00	0.00	0.00	0.00	71,610.00	0.00	71,610.00
01 6200 211 000 000	HEALTH INSURANCE	25,000.00	0.00	0.00	0.00	25,000.00	0.00	25,000.00
01 6200 221 000 000	FICA	5,500.00	0.00	0.00	0.00	5,500.00	0.00	5,500.00
01 6200 231 000 000	RETIREMENT	7,200.00	0.00	0.00	0.00	7,200.00	0.00	7,200.00
01 6200 281 000 000	TEACHERS/PRINCIPALS HSA	3,750.00	0.00	0.00	0.00	3,750.00	0.00	3,750.00
01 6200 580 000 000	Travel	250.00	0.00	0.00	0.00	250.00	0.00	250.00
01 6200 591 000 000	ESU SERVICES	0.00	0.00	1,272.00	0.00	(1,272.00)	0.00	(1,272.00)
01 6200 610 000 000	Supplies/Materials	120.00	0.00	0.00	0.00	120.00	0.00	120.00
6200 TITLE 1 PART A		113,430.00	0.00	1,272.00	1.12	112,158.00	0.00	112,158.00
01 6310 111 000 000	TEACHERS SALARIES	35,000.00	7,213.87	38,362.93	109.61	(3,362.93)	0.00	(3,362.93)
01 6310 211 000 000	TITLE IIA Health	12,000.00	2,486.63	13,129.68	109.41	(1,129.68)	0.00	(1,129.68)
01 6310 221 000 000	TITLE IIA Fica	2,600.00	517.77	2,757.93	106.07	(157.93)	0.00	(157.93)
01 6310 231 000 000	TITLE IIA Retirement	3,500.00	582.88	3,099.72	88.56	400.28	0.00	400.28
01 6310 281 000 000	TEACHERS/PRINCIPALS HSA	2,000.00	451.83	2,385.71	119.29	(385.71)	0.00	(385.71)
6310 TITLE IIA		55,100.00	11,252.98	59,735.97	108.41	(4,635.97)	0.00	(4,635.97)
01 6406 111 000 000	BASE 3-4 SPED INSTR	3,500.00	0.00	0.00	0.00	3,500.00	0.00	3,500.00
01 6406 211 000 000	BASE 3-4 SPED HEALTH	1,051.00	0.00	0.00	0.00	1,051.00	0.00	1,051.00
01 6406 221 000 000	BASE 3-4 SPED FICA	188.00	0.00	0.00	0.00	188.00	0.00	188.00
01 6406 231 000 000	BASE 3-4 SPED RETIR	244.00	0.00	0.00	0.00	244.00	0.00	244.00
01 6406 320 000 000	PROFESSIONAL ED SERVICES	2,529.00	0.00	0.00	0.00	2,529.00	0.00	2,529.00
6406 IDEA PRESCHOOL: 3-4		7,512.00	0.00	0.00	0.00	7,512.00	0.00	7,512.00
01 6700 111 000 000	Vocational Wages	2,400.00	0.00	0.00	0.00	2,400.00	0.00	2,400.00
01 6700 211 000 000	Vocational Health	303.00	0.00	0.00	0.00	303.00	0.00	303.00
01 6700 221 000 000	Vocational FICA	183.00	0.00	0.00	0.00	183.00	0.00	183.00
01 6700 231 000 000	Vocational Retire	238.00	0.00	0.00	0.00	238.00	0.00	238.00
6700 VOCATIONAL		3,124.00	0.00	0.00	0.00	3,124.00	0.00	3,124.00
01 6992 111 000 000	REAP Salary	32,000.00	2,538.43	21,190.38	66.22	10,809.62	0.00	10,809.62
01 6992 211 000 000	REAP Health	11,500.00	954.94	7,971.68	69.32	3,528.32	0.00	3,528.32
01 6992 221 000 000	REAP Fica	2,500.00	181.70	1,516.78	60.67	983.22	0.00	983.22
01 6992 231 000 000	REAP Retirement	3,500.00	205.10	1,712.16	48.92	1,787.84	0.00	1,787.84
01 6992 281 000 000	TEACHERS/PRINCIPALS HSA	1,500.00	173.52	1,448.50	96.57	51.50	0.00	51.50
6992 REAP		51,000.00	4,053.69	33,839.50	66.35	17,160.50	0.00	17,160.50

Account Number	Account Description	Revised Budget	During Month	Expenditures to Date	% of Budget	Balance at EOM	Encumbrances	Unencumbered Balance
01 8000 912 000 000	Lunch Fund	50,000.00	0.00	0.00	0.00	50,000.00	0.00	50,000.00
01 8000 913 001 000	Activity Transfer	55,000.00	0.00	0.00	0.00	55,000.00	0.00	55,000.00
01 8000 915 000 000	Depreciation Fund	0.00	0.00	0.00	0.00	0.00	0.00	0.00
8000 TRANSFERS (OUTGOING)		105,000.00	0.00	0.00	0.00	105,000.00	0.00	105,000.00
000 DISTRICT WIDE		8,859,413.00	608,194.66	3,830,120.43	43.23	5,029,292.57	0.00	5,029,292.57
01 1100 610 002 001	Grade 1 Materials	400.00	0.00	0.00	0.00	400.00	0.00	400.00
01 1100 640 002 001	Classroom Periodical	1,800.00	0.00	275.00	15.28	1,525.00	0.00	1,525.00
1100 SALARIES		2,200.00	0.00	275.00	12.50	1,925.00	0.00	1,925.00
001 FIRST GRADE		2,200.00	0.00	275.00	12.50	1,925.00	0.00	1,925.00
01 1100 610 002 002	Grade 2 Materials	400.00	62.84	137.36	34.34	262.64	0.00	262.64
01 1100 640 002 002	Classroom Periodical	1,750.00	0.00	0.00	0.00	1,750.00	0.00	1,750.00
1100 SALARIES		2,150.00	62.84	137.36	6.39	2,012.64	0.00	2,012.64
002 SECOND GRADE		2,150.00	62.84	137.36	6.39	2,012.64	0.00	2,012.64
01 1100 610 002 003	Grade 3 Materials	400.00	0.00	0.00	0.00	400.00	0.00	400.00
01 1100 640 002 003	Classroom Periodical	1,550.00	0.00	0.00	0.00	1,550.00	0.00	1,550.00
1100 SALARIES		1,950.00	0.00	0.00	0.00	1,950.00	0.00	1,950.00
003 THIRD GRADE		1,950.00	0.00	0.00	0.00	1,950.00	0.00	1,950.00
01 1100 610 002 004	Grade 4 Materials	400.00	0.00	0.00	0.00	400.00	0.00	400.00
01 1100 640 002 004	Classroom Periodical	650.00	0.00	0.00	0.00	650.00	0.00	650.00
1100 SALARIES		1,050.00	0.00	0.00	0.00	1,050.00	0.00	1,050.00
004 FOURTH GRADE		1,050.00	0.00	0.00	0.00	1,050.00	0.00	1,050.00
01 1100 610 002 005	Grade 5 Materials	400.00	0.00	0.00	0.00	400.00	0.00	400.00
01 1100 640 002 005	Classroom Periodical	550.00	0.00	0.00	0.00	550.00	0.00	550.00
1100 SALARIES		950.00	0.00	0.00	0.00	950.00	0.00	950.00
005 FIFTH GRADE		950.00	0.00	0.00	0.00	950.00	0.00	950.00
01 1100 610 002 006	Grade 6 Materials	400.00	0.00	168.49	42.12	231.51	0.00	231.51
01 1100 640 002 006	Classroom Periodical	300.00	0.00	0.00	0.00	300.00	0.00	300.00
1100 SALARIES		700.00	0.00	168.49	24.07	531.51	0.00	531.51
006 SIXTH GRADE		700.00	0.00	168.49	24.07	531.51	0.00	531.51
01 1100 610 002 007	Kingrt Materials	300.00	0.00	39.12	13.04	260.88	0.00	260.88
01 1100 640 002 007	Classroom Periodical	800.00	0.00	0.00	0.00	800.00	0.00	800.00
1100 SALARIES		1,100.00	0.00	39.12	3.56	1,060.88	0.00	1,060.88
007 Kindergarten		1,100.00	0.00	39.12	3.56	1,060.88	0.00	1,060.88
01 1100 610 002 017	Elem Art Materials	501.00	0.00	0.00	0.00	501.00	0.00	501.00
1100 SALARIES		501.00	0.00	0.00	0.00	501.00	0.00	501.00
017 ELEM. ART		501.00	0.00	0.00	0.00	501.00	0.00	501.00
01 1100 610 001 018	Music Materials	1,000.00	687.12	1,991.11	199.11	(991.11)	0.00	(991.11)
01 1100 610 002 018	Music Materials	727.00	975.00	1,677.90	230.80	(950.90)	0.00	(950.90)
01 1100 733 001 018	Music Equipment	500.00	0.00	0.00	0.00	500.00	0.00	500.00
01 1100 733 002 018	Music Equipment	500.00	0.00	0.00	0.00	500.00	0.00	500.00
01 1100 810 001 018	FEES	831.00	0.00	651.00	78.34	180.00	0.00	180.00
1100 SALARIES		3,558.00	1,662.12	4,320.01	121.42	(762.01)	0.00	(762.01)
018 MUSIC		3,558.00	1,662.12	4,320.01	121.42	(762.01)	0.00	(762.01)
01 1100 610 002 019	Elem Pe Materials	200.00	0.00	0.00	0.00	200.00	0.00	200.00
01 1100 733 002 019	Equipment	300.00	0.00	0.00	0.00	300.00	0.00	300.00
1100 SALARIES		500.00	0.00	0.00	0.00	500.00	0.00	500.00

Account Number	Account Description	Revised Budget	During Month	Expenditures to Date	% of Budget	Balance at EOM	Encumbrances	Unencumbered Balance
019 ELEM. PE		500.00	0.00	0.00	0.00	500.00	0.00	500.00
01 1100 610 001 020	Lang Arts Materials	500.00	0.00	84.00	16.80	416.00	0.00	416.00
01 1100 640 001 020	Classroom Periodical	600.00	0.00	0.00	0.00	600.00	0.00	600.00
01 1100 735 001 020	Computer Software	200.00	0.00	0.00	0.00	200.00	0.00	200.00
01 1100 810 001 020	Student Registration	900.00	0.00	0.00	0.00	900.00	0.00	900.00
1100 SALARIES		2,200.00	0.00	84.00	3.82	2,116.00	0.00	2,116.00
020 LANGUAGE ARTS		2,200.00	0.00	84.00	3.82	2,116.00	0.00	2,116.00
01 1100 610 001 021	Math Materials	200.00	0.00	208.32	104.16	(8.32)	0.00	(8.32)
1100 SALARIES		200.00	0.00	208.32	104.16	(8.32)	0.00	(8.32)
021 MATH		200.00	0.00	208.32	104.16	(8.32)	0.00	(8.32)
01 1100 431 001 022	REPAIRS & MAINTENANCE - Contracted	750.00	0.00	0.00	0.00	750.00	0.00	750.00
01 1100 610 001 022	Materials	5,000.00	50.10	447.78	8.96	4,552.22	0.00	4,552.22
01 1100 640 001 022	Classroom Periodical	350.00	0.00	0.00	0.00	350.00	0.00	350.00
01 1100 733 001 022	Equipment	3,000.00	0.00	0.00	0.00	3,000.00	0.00	3,000.00
01 1100 735 001 022	Computer Software	250.00	0.00	0.00	0.00	250.00	0.00	250.00
1100 SALARIES		9,350.00	50.10	447.78	4.79	8,902.22	0.00	8,902.22
022 SCIENCE		9,350.00	50.10	447.78	4.79	8,902.22	0.00	8,902.22
01 1100 610 001 023	Soc Stud Materials	150.00	0.00	0.00	0.00	150.00	0.00	150.00
01 1100 640 001 023	Classroom Periodical	320.00	0.00	0.00	0.00	320.00	0.00	320.00
1100 SALARIES		470.00	0.00	0.00	0.00	470.00	0.00	470.00
023 SOCIAL STUDIES		470.00	0.00	0.00	0.00	470.00	0.00	470.00
01 1100 431 001 025	REPAIRS & MAINTENANCE - Contracted	1,600.00	0.00	0.00	0.00	1,600.00	0.00	1,600.00
01 1100 580 001 025	Instructor Travel	1,700.00	0.00	0.00	0.00	1,700.00	0.00	1,700.00
01 1100 610 001 025	Instr Materials	4,000.00	628.58	4,581.97	114.55	(581.97)	0.00	(581.97)
01 1100 640 001 025	Expendable Wrbk	65.00	0.00	0.00	0.00	65.00	0.00	65.00
01 1100 733 001 025	Equipment Secon	125.00	0.00	0.00	0.00	125.00	0.00	125.00
01 1100 735 001 025	Comp Software Secon	500.00	0.00	0.00	0.00	500.00	0.00	500.00
01 1100 810 001 025	FEES	950.00	0.00	0.00	0.00	950.00	0.00	950.00
1100 SALARIES		8,940.00	628.58	4,581.97	51.25	4,358.03	0.00	4,358.03
025 AGRICULTURE		8,940.00	628.58	4,581.97	51.25	4,358.03	0.00	4,358.03
01 1100 431 001 026	REPAIRS & MAINTENANCE - Contracted	200.00	0.00	0.00	0.00	200.00	0.00	200.00
01 1100 580 001 026	Instructor Travel	300.00	0.00	0.00	0.00	300.00	0.00	300.00
01 1100 610 001 026	Instr Materials	1,000.00	0.00	338.11	33.81	661.89	0.00	661.89
01 1100 640 001 026	Expendable Wrbk	1,000.00	0.00	0.00	0.00	1,000.00	0.00	1,000.00
01 1100 733 001 026	Equipment	100.00	0.00	0.00	0.00	100.00	0.00	100.00
01 1100 735 001 026	Comp Software	1,000.00	0.00	0.00	0.00	1,000.00	0.00	1,000.00
01 1100 810 001 026	FEES	1,400.00	0.00	0.00	0.00	1,400.00	0.00	1,400.00
1100 SALARIES		5,000.00	0.00	338.11	6.76	4,661.89	0.00	4,661.89
026 BUSINESS		5,000.00	0.00	338.11	6.76	4,661.89	0.00	4,661.89
01 1100 610 001 027	Secon Art Materials	1,800.00	0.00	863.70	47.98	936.30	0.00	936.30
1100 SALARIES		1,800.00	0.00	863.70	47.98	936.30	0.00	936.30
027 SECONDARY ART		1,800.00	0.00	863.70	47.98	936.30	0.00	936.30
01 1100 350 001 028	Other Purchased Services	0.00	0.00	0.00	0.00	0.00	0.00	0.00
01 1100 431 001 028	REPAIRS & MAINTENANCE - Contracted	2,500.00	0.00	3,952.50	158.10	(1,452.50)	0.00	(1,452.50)
01 1100 431 002 028	REPAIRS & MAINTENANCE - Contracted	500.00	0.00	0.00	0.00	500.00	0.00	500.00
01 1100 610 001 028	Instr Materials	1,000.00	0.00	1,576.09	157.61	(576.09)	0.00	(576.09)

Account Number	Account Description	Revised Budget	During Month	Expenditures to Date	% of Budget	Balance at EOM	Encumbrances	Unencumbered Balance
01 1100 610 002 028	Instrument Materials	1,000.00	0.00	0.00	0.00	1,000.00	0.00	1,000.00
01 1100 733 001 028	Equipment	3,000.00	0.00	0.00	0.00	3,000.00	0.00	3,000.00
01 1100 733 002 028	Equipment	1,000.00	0.00	0.00	0.00	1,000.00	0.00	1,000.00
01 1100 810 001 028	Registration	500.00	0.00	553.00	110.60	(53.00)	0.00	(53.00)
01 1100 810 002 028	Student Registration	500.00	0.00	0.00	0.00	500.00	0.00	500.00
1100 SALARIES		10,000.00	0.00	6,081.59	60.82	3,918.41	0.00	3,918.41
028 BAND		10,000.00	0.00	6,081.59	60.82	3,918.41	0.00	3,918.41
01 1100 431 001 029	REPAIRS & MAINTENANCE - Contracted	500.00	0.00	0.00	0.00	500.00	0.00	500.00
01 1100 440 001 029	Secon Pe Rental	6,500.00	0.00	0.00	0.00	6,500.00	0.00	6,500.00
01 1100 610 001 029	Instr Materials	800.00	60.32	590.56	73.82	209.44	0.00	209.44
01 1100 733 001 029	Equipment	1,000.00	0.00	0.00	0.00	1,000.00	0.00	1,000.00
1100 SALARIES		8,800.00	60.32	590.56	6.71	8,209.44	0.00	8,209.44
029 SECONDARY PE		8,800.00	60.32	590.56	6.71	8,209.44	0.00	8,209.44
01 1100 610 001 030	FCS Instr Materials	500.00	0.00	0.00	0.00	500.00	0.00	500.00
1100 SALARIES		500.00	0.00	0.00	0.00	500.00	0.00	500.00
030 FCS		500.00	0.00	0.00	0.00	500.00	0.00	500.00
01 1100 431 001 031	REPAIRS & MAINTENANCE - Contracted	300.00	0.00	0.00	0.00	300.00	0.00	300.00
01 1100 580 001 031	Instructor Travel	250.00	0.00	0.00	0.00	250.00	0.00	250.00
01 1100 610 001 031	Instruc Materials	2,000.00	0.00	4,326.72	216.34	(2,326.72)	0.00	(2,326.72)
01 1100 733 001 031	Equipment	1,000.00	0.00	0.00	0.00	1,000.00	0.00	1,000.00
01 1100 735 001 031	Comp Software	300.00	0.00	0.00	0.00	300.00	0.00	300.00
01 1100 810 001 031	Instru Registration	1,080.00	0.00	0.00	0.00	1,080.00	0.00	1,080.00
1100 SALARIES		4,930.00	0.00	4,326.72	87.76	603.28	0.00	603.28
031 INDUSTRIAL ARTS		4,930.00	0.00	4,326.72	87.76	603.28	0.00	603.28
01 1100 610 001 032	Foreign Lang Mater	200.00	0.00	41.16	20.58	158.84	0.00	158.84
01 1100 640 001 032	Classroom Period	150.00	0.00	0.00	0.00	150.00	0.00	150.00
01 1100 810 001 032	REGISTRATION	50.00	0.00	0.00	0.00	50.00	0.00	50.00
1100 SALARIES		400.00	0.00	41.16	10.29	358.84	0.00	358.84
032 FOREIGN LANGUAGE		400.00	0.00	41.16	10.29	358.84	0.00	358.84
01 1100 610 001 033	Journalism Materials	300.00	0.00	0.00	0.00	300.00	0.00	300.00
01 1100 733 001 033	Journalism Equip	300.00	0.00	0.00	0.00	300.00	0.00	300.00
1100 SALARIES		600.00	0.00	0.00	0.00	600.00	0.00	600.00
033 JOURNALISM		600.00	0.00	0.00	0.00	600.00	0.00	600.00
01 2161 320 001 601	PROFESSIONAL ED SERVICES	5,000.00	0.00	0.00	0.00	5,000.00	0.00	5,000.00
2161 OCCUPATIONAL THERAPY-SPED SCHOOL AGE		5,000.00	0.00	0.00	0.00	5,000.00	0.00	5,000.00
601 OT Services		5,000.00	0.00	0.00	0.00	5,000.00	0.00	5,000.00
01 2151 591 001 602	Speech Therapy	40,000.00	1,124.60	24,702.94	61.76	15,297.06	0.00	15,297.06
01 2151 591 002 602	Speech Therapy Elem	160,000.00	10,377.59	78,613.95	49.13	81,386.05	0.00	81,386.05
2151 SPEECH PATH/AUDIOLOGY-SPED School Age		200,000.00	11,502.19	103,316.89	51.66	96,683.11	0.00	96,683.11
01 2152 591 002 602	PRE SCHL SPEECH (3-5)	5,000.00	1,765.19	14,453.48	289.07	(9,453.48)	0.00	(9,453.48)
2152 SPEECH PATH/AUDIOLOGY-SPED Ages 3-5		5,000.00	1,765.19	14,453.48	289.07	(9,453.48)	0.00	(9,453.48)
01 2153 591 002 602	SPEECH (0-2)	6,300.00	968.01	9,494.76	150.71	(3,194.76)	0.00	(3,194.76)
2153 SPEECH PATH/AUDIOLOGY-SPED Ages 0-2		6,300.00	968.01	9,494.76	150.71	(3,194.76)	0.00	(3,194.76)
01 6408 591 002 602	ESU SERVICES-Speech	111,769.00	0.00	0.00	0.00	111,769.00	0.00	111,769.00
6408 IDEA Part B (611) Base & EP 0-21		111,769.00	0.00	0.00	0.00	111,769.00	0.00	111,769.00
602 Speech		323,069.00	14,235.39	127,265.13	39.39	195,803.87	0.00	195,803.87

Account Number	Account Description	Revised Budget	During Month	Expenditures to Date	% of Budget	Balance at EOM	Encumbrances	Unencumbered Balance
01 1291 591 002 603	PRE SPED Supervision (3-5)	3,500.00	42.31	1,939.00	55.40	1,561.00	0.00	1,561.00
1291 SPED AGES 3-5		3,500.00	42.31	1,939.00	55.40	1,561.00	0.00	1,561.00
01 1292 591 002 603	Pre Sped Services (0-2)	3,500.00	42.31	1,939.00	55.40	1,561.00	0.00	1,561.00
1292 SPED AGES 0-2		3,500.00	42.31	1,939.00	55.40	1,561.00	0.00	1,561.00
603 Sped Super		7,000.00	84.62	3,878.00	55.40	3,122.00	0.00	3,122.00
01 1200 591 001 604	Deaf Ed	5,500.00	0.00	0.00	0.00	5,500.00	0.00	5,500.00
01 1200 591 002 604	DEAF ED	5,500.00	0.00	11.97	0.22	5,488.03	0.00	5,488.03
1200 SPEDICAL ED School Age		11,000.00	0.00	11.97	0.11	10,988.03	0.00	10,988.03
01 2151 591 001 604	ESU SERVICES-Deaf Ed Sec.	5,000.00	491.41	5,883.78	117.68	(883.78)	0.00	(883.78)
01 2151 591 002 604	Deaf Ed Sped Elem.	5,000.00	202.50	8,696.43	173.93	(3,696.43)	0.00	(3,696.43)
2151 SPEECH PATH/AUDIOLOGY-SPED School Age		10,000.00	693.91	14,580.21	145.80	(4,580.21)	0.00	(4,580.21)
01 2153 591 002 604	Pre Deaf Ed Services (0-2)	500.00	0.00	0.00	0.00	500.00	0.00	500.00
2153 SPEECH PATH/AUDIOLOGY-SPED Ages 0-2		500.00	0.00	0.00	0.00	500.00	0.00	500.00
604 Deaf Ed		21,500.00	693.91	14,592.18	67.87	6,907.82	0.00	6,907.82
01 2181 591 001 605	Vision	0.00	134.83	1,942.52	0.00	(1,942.52)	0.00	(1,942.52)
01 2181 591 002 605	VISION	4,750.00	134.83	1,942.52	40.90	2,807.48	0.00	2,807.48
2181 VISUALLY IMPAIRED:SPED SCHOOL AGE		4,750.00	269.66	3,885.04	81.79	864.96	0.00	864.96
01 2183 591 002 605	Vision Sped 0-2	0.00	134.83	1,006.09	0.00	(1,006.09)	0.00	(1,006.09)
2183 VISUALLY IMPAIRED:SPED 0-2		0.00	134.83	1,006.09	0.00	(1,006.09)	0.00	(1,006.09)
605 Vision		4,750.00	404.49	4,891.13	102.97	(141.13)	0.00	(141.13)
01 2141 591 001 606	SCHOOL PSYCH	30,000.00	1,845.01	16,007.14	53.36	13,992.86	0.00	13,992.86
01 2141 591 002 606	Diagnostic Testing (School Psych)	30,000.00	1,845.01	16,007.14	53.36	13,992.86	0.00	13,992.86
2141 PSYCHOLOGICAL SERVICES: SPED SCHOOL AGE		60,000.00	3,690.02	32,014.28	53.36	27,985.72	0.00	27,985.72
01 2142 591 002 606	PSYCH SERVICES SPED 3-5	6,650.00	461.25	4,001.80	60.18	2,648.20	0.00	2,648.20
2142 PSYCHOLOGICAL SERVICES: SPED 3-5		6,650.00	461.25	4,001.80	60.18	2,648.20	0.00	2,648.20
01 2143 591 002 606	PSYC SERVICES SPED 0-2	6,650.00	461.25	4,001.80	60.18	2,648.20	0.00	2,648.20
2143 PSYCHOLOGICAL SERVICES: SPED 0-2		6,650.00	461.25	4,001.80	60.18	2,648.20	0.00	2,648.20
606 D/E Psychological		73,300.00	4,612.52	40,017.88	54.59	33,282.12	0.00	33,282.12
01 2151 591 001 607	Audiology Secon	5,000.00	0.00	448.32	8.97	4,551.68	0.00	4,551.68
01 2151 591 002 607	Audiology Elem	15,000.00	587.87	1,186.76	7.91	13,813.24	0.00	13,813.24
2151 SPEECH PATH/AUDIOLOGY-SPED School Age		20,000.00	587.87	1,635.08	8.18	18,364.92	0.00	18,364.92
01 2152 591 002 607	AUDIOLOGY SPED 3-5	250.00	12.06	161.78	64.71	88.22	0.00	88.22
2152 SPEECH PATH/AUDIOLOGY-SPED Ages 3-5		250.00	12.06	161.78	64.71	88.22	0.00	88.22
01 2153 591 002 607	AUDIOLOGY SPED 0-2	250.00	12.06	161.78	64.71	88.22	0.00	88.22
2153 SPEECH PATH/AUDIOLOGY-SPED Ages 0-2		250.00	12.06	161.78	64.71	88.22	0.00	88.22
607 Audiology		20,500.00	611.99	1,958.64	9.55	18,541.36	0.00	18,541.36
01 1200 591 000 608	Vocational	2,500.00	150.69	881.75	35.27	1,618.25	0.00	1,618.25
1200 SPEDICAL ED School Age		2,500.00	150.69	881.75	35.27	1,618.25	0.00	1,618.25
608 VOCATIONAL		2,500.00	150.69	881.75	35.27	1,618.25	0.00	1,618.25
01 General		9,384,881.00	631,452.23	4,046,109.03	43.11	5,338,771.97	0.00	5,338,771.97

Expenditure Report by Op. Unit/Function

Account Number	Account Description	Revised Budget	During Month	Expenditures to Date	% of Budget	Balance at EOM	Encumbrances	Unencumbered Balance
Grand Total:		9,384,881.00	631,452.23	4,046,109.03	43.11	5,338,771.97	0.00	5,338,771.97

Revenue Detail

Account Number		Account Description	Budget	Month to Date	Year to Date
8	Revenue				
01 1100 1000		District Taxes - Buffalo	0.00	467,620.29	1,214,263.68
01 1100 1100		District Taxes - Sherman	0.00	199,617.70	352,434.44
01 1115 1000		Carline-Buffalo	0.00	0.00	783.66
01 1115 1100		Carline - Sherman	0.00	0.00	225.28
01 1120 1000		Public Power Tax - Buffalo	0.00	0.00	0.00
01 1120 1100		Public Power Tax - Sherman	0.00	0.00	0.00
01 1125 1000		Motor Vehicle Taxes - Buffalo	0.00	21,832.68	75,562.02
01 1125 1100		Motor Vehicle Taxes - Sherman	0.00	4,795.98	13,866.43
01 1311		Tuition Individual	0.00	0.00	0.00
01 1313		Tuit Sp Ed Individ.	0.00	0.00	0.00
01 1315		DISTANCE LEARNING	0.00	0.00	960.00
01 1323		Tuit Sp Ed Oth Dist.	0.00	0.00	0.00
01 1410		Trans. Individual	0.00	0.00	0.00
01 1411		Trans Sp Ed Individ.	0.00	0.00	0.00
01 1421		Trans. Other Dist.	0.00	0.00	0.00
01 1423		Trans Sp Ed Oth Dist	0.00	517.50	517.50
01 1510		Interest On Invest.	0.00	86.08	6,932.69
01 1701		Bond Fund Transfer	0.00	0.00	0.00
01 1740		Fees	0.00	0.00	0.00
01 1742		PostSecondary Fees	0.00	0.00	0.00
01 1790		Driver's Ed	0.00	0.00	0.00
01 1800		KEARNEY FOUND YC	0.00	0.00	0.00
01 1900		AUTISM ACTION PARTNERSHIP	0.00	0.00	0.00
01 1910		RENTAL OF SCHOOL EQUIPMENT & FACILITIES	0.00	200.00	550.00
01 1911		Local License Fees	0.00	1,775.00	1,925.00
01 1920		CONTRIBUTIONS & DONATIONS	0.00	0.00	0.00
01 1921		Police Court Fines	0.00	0.00	0.00
01 1925		Tobacco Grant	0.00	0.00	0.00
01 1955		Postsecondary Receipts	0.00	0.00	0.00
01 2110 1000		Buffalo Co Fines-lic	0.00	2,039.47	9,926.75
01 2110 1100		Sherm Fines-license	0.00	235.07	863.92
01 2130 1000		Other County Receipt - Buffalo	0.00	0.00	0.00
01 2130 1100		Other County Receipts- Sherman	0.00	0.00	0.00
01 2140		Non-resident Tuition	0.00	0.00	0.00
01 2210		ESU Receipts	0.00	0.00	650.00
01 3110		State Aid	0.00	61,023.00	305,911.66
01 3120		Spec. Ed Programs	0.00	167,060.00	333,835.00
01 3125		Special Ed Transpor.	0.00	0.00	0.00
01 3130 1000		Homestead Exemption - Buffalo	0.00	0.00	0.00
01 3130 1100		Sherm Homestead Ex	0.00	0.00	0.00
01 3131		PROPERTY TAX CREDIT	0.00	0.00	0.00
01 3134		PERSONAL PROPERTY TAX CREDIT-RR & PSE	0.00	0.00	0.00
01 3170		State Vocational	0.00	0.00	0.00
01 3180 1000		Pro-rata Motor Veh.Buffalo	0.00	1,865.05	2,547.15
01 3180 1100		Sher Pro Rat Moto V	0.00	592.56	757.15
01 3400		State Apportionment	0.00	90,339.95	90,339.95
01 3500		Other State Categorical Programs	0.00	0.00	0.00

Account Number	Account Description	Budget	Month to Date	Year to Date
01 3512	DIST ED INCENTIVE	0.00	0.00	0.00
01 3535	High Abilt Learners	0.00	0.00	4,515.00
01 3550	School Tech Fund	0.00	0.00	0.00
01 3551	Career Education (CTE)	0.00	0.00	0.00
01 3552 000	School Safety & Security Act	0.00	0.00	0.00
01 3570	Teacher Evaluation	0.00	0.00	0.00
01 3599	Other State Categorical Programs	0.00	0.00	0.00
01 3990	Other State Funds	0.00	0.00	0.00
01 4100	Title 1 Carry Over	0.00	0.00	0.00
01 4105	UNIVERSAL SERVICE FUND (E-RATE)	0.00	0.00	0.00
01 4310 000	Title V, Part B, ESSA-REAP	0.00	0.00	0.00
01 4311	Title VI Past Year	0.00	0.00	0.00
01 4312	Title VI Current	0.00	0.00	0.00
01 4315	Title V	0.00	0.00	0.00
01 4325	Title IIA Class Size Reduction	0.00	0.00	0.00
01 4401	IDEA PRESCHOOL	0.00	0.00	0.00
01 4402	Preschool Travel	0.00	0.00	0.00
01 4403	Spec Ed Medicaid	0.00	0.00	0.00
01 4421	IDEA Part-B Base/EP 0-21	0.00	0.00	0.00
01 4422	IDEA Preschool ARP-Base 0-21	0.00	0.00	0.00
01 4423	IDEA Part B ARP Prop. Share	0.00	0.00	0.00
01 4505	Title 1 Current	0.00	0.00	70,893.00
01 4506	Title 1 NCLB	0.00	0.00	0.00
01 4509	TITLE II, PART A NCLB TCHR QULTY GRANTS	0.00	0.00	15,509.00
01 4511	REAP GRANT	0.00	0.00	0.00
01 4512	IDEA Base	0.00	0.00	0.00
01 4516	IDEA Pre-school Handicapp	0.00	0.00	2,673.00
01 4518	IDEA Part B (611) Base & EP	0.00	110,832.00	110,832.00
01 4519	IDEA E-P	0.00	0.00	0.00
01 4521	IDEA Part B Proportionate Share	0.00	0.00	0.00
01 4524	OTHER FEDERAL NON-CATEGORICAL RECEIPTS	0.00	0.00	0.00
01 4525	Fed. Vocational	0.00	0.00	0.00
01 4530	Other Federal Categ. Receipts	0.00	0.00	0.00
01 4580	EDUCATION JOB MONEY	0.00	0.00	0.00
01 4599	ARRA STATE AID	0.00	0.00	0.00
01 4708	Medicaid in Public School (MIPS)	0.00	796.66	3,186.64
01 4709	Medicaid Administrative Activities	0.00	447.37	1,262.38
01 4900	Other Fed. Non-cat	0.00	0.00	0.00
01 4969	Title IV, Part A	0.00	0.00	10,000.00
01 4996	CARES Act	0.00	0.00	0.00
01 4997	ESSER II	0.00	0.00	0.00
01 4998	ESSER III	0.00	0.00	0.00
01 5200	From Other Funds	0.00	0.00	0.00
01 5300	Sale Of Prop & Equip	0.00	0.00	898.50
01 5301	Insurance Adjustment	0.00	6,988.00	6,988.00
01 5690	Other Non-revenue	0.00	0.00	3,645.53
01 9000	Non-program Receipts	0.00	0.00	0.00
01 9004	Interfund from QCPUF	0.00	0.00	0.00

Revenue Detail

Account Number		Account Description	Budget	Month to Date	Year to Date
01 9100		NE ST REVENUE	0.00	0.00	0.00
01 9200		Interlocal Agreement	0.00	0.00	0.00
01	General		0.00	1,138,664.36	2,643,255.33
8	Revenue		0.00	1,138,664.36	2,643,255.33

Route: 317

5

Customer Copy

0/36

Cash-Wa Distributing
www.cashwa.com
PO Box 309
Kearney NE 68848-0309
(308) 237-3151 (308) 234-6018

126490 14949839

Invoice: 14949839
Date: 01-06-2026
Rep: 72 DAVID H
Whse: K

ShipTo#: 126490

RAVENNA SCHOOL LUNCH
41750 CARTHAGE RD
RAVENNA, NE 68869
308-452-3249

Bill To#: 126490

RAVENNA SCHOOL LUNCH
PO BOX 8400

RAVENNA, NE 68869

Terms: 20TH OF THE MONTH

Due: 02-21-2026

Ord	Qty	U/M	Pack	Description			Item #	Price	Code	Total
				ALL SHORTAGES MUST BE REPORTED IMMEDIATE						
~~1~~	~~0~~	~~SKU~~	~~12 46 oz~~	~~JUICE TOMATO 46oz SUNSOURCE~~	~~SUNSOURCE~~	~~DRY~~	~~46850~~	~~38.73~~		~~0.00~~
1	1	SKU	6 #10	BEANS PINTO CHILI SUNSOURCE	SUNSOURCE	DRY	44107	39.92		39.92
2	2	SKU	6 #10	PEAR SLICED JUICE	SUNSOURCE	DRY	46420	63.90		127.80
4	4	SKU	6 #10	PEACH SLICED JUICE DOMESTIC	SUNSOURCE	DRY	46412	72.87		291.48
1	1	SKU	2 1 gal	SAUCE TERIYAKI 22775SCR	VENTURA S	DRY	48068	38.62		38.62
1	1	SKU	6 9 oz	SEASONING TACO LAWRY 80110 >	MCCORMICK	DRY	39715	33.60		33.60
2	2	SKU	200 12 gm	MAYO IND POUCH 5317 @	HEINZ	DRY	41512	26.21		52.42
1	1	SKU	25 lb	RICE BROWN PARBOILED WGR >	PRODUCERS	DRY	50058	29.86		29.86
5	5	SKU	48 2.85 oz	PASTA RAMEN WGR NOODLES 48ct	WOODLES	DRY	43315	48.01		240.05
1	1	SKU	6 29 oz	SAUCE MIX CHEESE NACHO 94331	PIONEER	DRY	41859	78.36		78.36
1	1	SKU	6 10 LB	BEEF BX FINE GROUND 81/19 HEREFORD	GREATER O	CLR	64160	4.22		248.98
				59						
				PRODUCT OF USA						
1	1	EA	1 5 lb	CABBAGE DRY SLAW MIX W/COLOR SEP BAG 271	PROMARK	CLR	180416	8.08		8.08
				PRODUCT OF USA						
1	1	SKU*	4 5 lb	SOUR CREAM PLAIN HILAND 9224	HILAND	CLR	66482	28.66		28.66
2	2	SKU	1 30 lb	BROCCOLI CUTS IQF 30lb 00216	SUNSOURCE	FRZ	507693	48.91		97.82
1	1	SKU	160 2.5 oz	ROLL DOUGH DINNER PROOF N BAKE WGR 13918	RICHS	FRZ	500989	55.43		55.43
1	1	SKU	450 1.13 oz	CHIC PC TENDER BRD CRISPY WGR CN 1.13oz	TYSON	FRZ	55921	92.97		92.97
5	5	SKU	120 2.5 oz	CINN ROLL DOUGH WGR 12122	BAKER BOY	FRZ	58368	47.86		239.30
1	1	SKU	24 3 oz	TORNADO BRKFST BCN EGG CHZ >	RUIZ	FRZ	56639	32.03		32.03
2	2	SKU	120 1.7 oz	COOKIES TRIPLE CHOC WGR SMS IW RICH 3593	RICHS	FRZ	500694	70.81		141.62
2	2	SKU	9 6 ct	HOAGIE 5-6" SL SPLITTOP WHITE WGR RT618	ROTELLA	FRZ	56470	31.36		62.72
				06 3100 630 000						

DRY	CLR	FRZ	
18/0	2/1	14/0	

Kenneth E Schreiber
2-4-26

☐ CASH _____
☐ CHECK (#) _____
AMOUNT _____

DELIVERY FEE	TAX	AMOUNT DUE
11.75	0.00	1,951.47

Jessica Anderson
Customer Received By

V.S.
Drivers initials

HGBPIE

REGULAR ORDER joeb 01-06-2026 03:51:11

Credit Memo

Route:

Cash-Wa Distributing
www.cashwa.com
PO Box 309
Kearney NE 68848-0309
(308) 237-3151 (308) 234-6018

126490 **CM3937445**

Customer Copy

Invoice: CM3937445
Date: 01-08-2026
Rep: 72 DAVID H
Whse: K

ShipTo#: 126490

RAVENNA SCHOOL LUNCH
41750 CARTHAGE RD
RAVENNA, NE 68869
308-452-3249

Bill To#: 126490

RAVENNA SCHOOL LUNCH
PO BOX 8400

RAVENNA, NE 68869

Terms: 20TH OF THE MONTH

Due: 02-21-2026

Ord	Qty	U/M	Pack	Description		Item #	Price	Code	Total
				Invoice :14930883*21170 ALL SHORTAGES MUST BE REPORTED IMMEDIATE					
-1	-1	SKU	200 1 oz	CHEESE CUBE COLBY JACK R/F 200ct I/W LAND O LA	2	60679	78.12		-78.12

06 3100 630000

Kenneth E Schwartz
2-4-26

	CLR		
	-1/0		

☐ **CASH** _____
☐ **CHECK (#)** _____
AMOUNT _____

TAX	AMOUNT DUE
0.00	-78.12

SIGN HERE

Customer Received By

Drivers initials

HGBPIE

CREDIT MEMO

susan.lefever 01-08-2026 08

Cash-Wa Distributing

PICK-UP VOUCHER

Route:317

5

Account Number 126490
Salesrep 72-DAVID HAITH
Customer Name RAVENNA SCHOOL LUNCH
Date 01-06-2026
Address 41750 CARTHAGE RD
Notes sent tarter sauce
City, State RAVENNA NE,68869

ITEM #	DESCRIPTION	INVOICE #	DATE	PACK	CC	QTY	PRICE
60679	CHEESE CUBE COLBY JACK R/F 2	14930883	12-16-25	200 1 oz	2	1	78.12

PICKUP FOR DIFFERENT ITEM SHIPPED THAN BILLED

ITEM #	QTY	DESCRIPTION
UnKnown	1	sent tarter sauce

CREDIT CODES

1.Wrong Item Ordered
2.Wrong Item Shipped
3.Not On Truck
4.Damaged /Spoiled
5.Misdelivered
6.Delivery Refused
7.Price Adjustment
8.Voided Invoice

Jessica Anderson — Customer
1/6/26 — Date
Driver
Date

CUSTOMER PLEASE NOTE: A computerized credit memo will follow as soon as possible after merchandise is returned to warehouse. Please call if you need further assistance.

Route:

Customer Copy

Cash-Wa Distributing
www.cashwa.com
PO Box 309
Kearney NE 68848-0309
(308) 237-3151 (308) 234-6018

126490 **P14956093**

Invoice: P14956093
Date: 01-09-2026
Rep: 72 DAVID H
Whse: K

ShipTo#: 126490

RAVENNA SCHOOL LUNCH
41750 CARTHAGE RD
RAVENNA, NE 68869
308-452-3249

Bill To#: 126490

RAVENNA SCHOOL LUNCH
PO BOX 8400

RAVENNA, NE 68869

Terms: 20TH OF THE MONTH Due: 02-21-2026

Ord	Qty	U/M	Pack	Description			Item #	Price	Code	Total
				ALL SHORTAGES MUST BE REPORTED IMMEDIATE						
1	1	SKU	450 1.13 oz	CHIC PC TENDER BRD CRISPY WGR CN 1.13oz	83-086-1	FRZ	55921	92.97		92.97

06 3100 630 000

Kenneth E Schreiber
2-4-26

		FRZ	
		1/0	

TAX	AMOUNT DUE
0.00	92.97

☐ **CASH** _____
☐ **CHECK (#)** _____
AMOUNT _____

Jessica Anderson SIGN HERE
Customer Received By

Drivers initials

HGBPIE

CUSTOMER PICKUP kaeden.wallace 01-09-2026 11:

0/36

Route: 317

5

Customer Copy

Cash-Wa Distributing
www.cashwa.com
PO Box 309
Kearney NE 68848-0309
(308) 237-3151 (308) 234-6018

126490 **14958318**

Invoice: 14958318
Date: 01-13-2026
Rep: 72 DAVID H
Whse: K

ShipTo#: 126490

RAVENNA SCHOOL LUNCH
41750 CARTHAGE RD
RAVENNA, NE 68869
308-452-3249

Bill To#: 126490

RAVENNA SCHOOL LUNCH
PO BOX 8400

RAVENNA, NE 68869

Terms: 20TH OF THE MONTH

Due: 02-21-2026

Ord	Qty	U/M	Pack	Description			Item #	Price	Code	Total
				ALL SHORTAGES MUST BE REPORTED IMMEDIATE						
1	1	SKU	7 lb	SPICE GARLIC GRANULATED 7lb	CHEFS MAG	CNP	39567	51.82		51.82
2	2	SKU	12 50 oz	SOUP COND TOMATO 550JT-HLM	HIGHLAND	DRY	49691	69.95		139.90
1	1	SKU	4 1 gal	MAYO EXTRA HD DELUXE HM 08372	HIGHLAND	DRY	48725	53.08		53.08
1	1	EA	1 32 OZ	JUICE LEMON 32oz 21015 3201232rk	CLEMENT P	DRY	45010	3.33		3.33
1	1	SKU	200 1/2 oz	JELLY ASST IND #8 1/2oz CUP 5150001696	SMUCKER	DRY	47816	19.61		19.61
1	1	SKU	15 lb	ONIONS CHOPPED DEHY 1003609	OLAM SPIC	DRY	50340	75.92		75.92
1	1	EA	1 5 LB	MILK DRY INSTANT NON FAT 9G927201836	VILLAGE F	DRY	42269	22.12		22.12
2	2	SKU	2 10 lb	PASTA PENNE RIGATE WGR 8154	ZEREGA	DRY	41317	35.23		70.46
1	1	SKU	4 1 gal	CHEM DISH DETERGENT ELITE BLUE POT & PAN	FUSION	CHM	90016	96.84		96.84
2	2	SKU	6 10 LB	BEEF BX FINE GROUND 81/19 HEREFORD	GREATER O	CLR	64160	4.31		518.49
				60.1, 60.2						
				TOTAL WEIGHT: 120.3						
				PRODUCT OF USA						
1	1	SKU	15 2 lb	EGG MIX BREAKFAST BLEND ESL 84254	MICHAEL F	CLR	63103	63.65		63.65
2	2	SKU	6 5 lb	TATER TOTS RED SOD 4189	SIMPLOT	FRZ	50580	53.13		106.26
1	1	SKU	96 4 oz	JUICE APPLE 100% CUP 41381 SMS	COUNTRY P	FRZ	58105	20.48		20.48
2	2	SKU	96 4 oz	JUICE FRUIT PUNCH 100% CUP BUY AM SMS	COUNTRY P	FRZ	504045	24.61		49.22
				REPLACING 502153						
1	1	SKU	96 4 oz	JUICE GRAPE 100% CUP 41382 SMS	COUNTRY P	FRZ	58176	21.63		21.63
2	2	SKU	160 2.5 oz	ROLL DOUGH DINNER PROOF N BAKE WGR 13918	RICHS	FRZ	500989	55.43		110.86
3	3	SKU	2 5 lb	CHIC PC DICED 1/2" WHITE 25465	CRESTVIEW	FRZ	503495	44.62		133.86
3	3	SKU	320 .5oz	BEEF PC MEATBALL FLM wVPP 17-505-0 CN	ADVANCE	FRZ	165126	57.60		172.80
1	1	SKU	6 2.5 lb	ASPARAGUS IQF CUTS & TIPS 6/2.5lb	FROZEN HA	FRZ	507691	47.85		47.85

Kenneth E Schwab 2-4-26

063100 630 000 169309

063100 610 000 9684

CNP			CHM
1/0			1/0

DRY	CLR	FRZ	
7/2	3/0	15/0	

DELIVERY FEE	TAX	AMOUNT DUE
11.75	0.00	1,789.93

☐ **CASH** _____
☐ **CHECK (#)** _____
AMOUNT _____

Jessica Anderson
Customer Received By

V.S.
Drivers initials

HGBPIE

REGULAR ORDER

joeb 01-13-2026 04:13:29

Route: 317

5

Customer Copy

0/36

Cash-Wa Distributing
www.cashwa.com
PO Box 309
Kearney NE 68848-0309
(308) 237-3151 (308) 234-6018

126490 **14966068**

Invoice: 14966068
Date: 01-20-2026
Rep: 72 DAVID H
Whse: K

ShipTo#: 126490

RAVENNA SCHOOL LUNCH
41750 CARTHAGE RD
RAVENNA, NE 68869
308-452-3249

Bill To#: 126490

RAVENNA SCHOOL LUNCH
PO BOX 8400

RAVENNA, NE 68869

Terms: 20TH OF THE MONTH

Due: 02-21-2026

Ord	Qty	U/M	Pack	Description			Item #	Price	Code	Total
				ALL SHORTAGES MUST BE REPORTED IMMEDIATE						
6	6	SKU	1 dz	TEASPOON WINDSOR MWT 0002-01	WINCO	CST	139063	3.02		18.12
6	6	SKU	1 dz	FORK WINDSOR MWT 0002-05	WINCO	CST	139065	3.91		23.46
4	4	SKU	6 #10	PINEAPPLE CHUNKS IN JUICE	WORLD HOR	DRY	45720	59.04		236.16
				IMPORTED PRODUCT						
4	4	SKU	6 #10	ORANGES MANDARIN WHL SEGMENT LT SYRUP IM	WORLD HOR	DRY	208075	55.08		220.32
2	2	SKU	6 #10	PEAR SLICED JUICE	SUNSOURCE	DRY	46420	63.90		127.80
1	1	SKU	12 46 oz	JUICE PINEAPPLE 100% RTU BOX 1165 @	LYONS	DRY	44893	98.83		98.83
1	1	SKU	25 lb	RICE BROWN PARBOILED WGR >	PRODUCERS	DRY	50058	29.86		29.86
1	1	SKU	25 40 ct	BOWL FOAM 10oz WHT B10	WINCUP VI	DRY	86540	77.58		77.58
1	1	SKU	96 1 oz	CEREAL BOWL CINN TST LESS SUG WGR 29444	GENERAL M	DRY	42396	56.48		56.48
1	1	SKU	96 1.06 oz	CEREAL BOWL COCOA PUFF 25% LESS SUG WGR	GENERAL M	DRY	42675	62.26		62.26
2	2	SKU	6 10 LB	BEEF BX FINE GROUND 81/19 HEREFORD	GREATER O	CLR	64160	4.52		552.34
				60.9, 61.3						
				TOTAL WEIGHT: 122.2						
				PRODUCT OF USA						
1	1	SKU	48 4 oz	YOGURT YOPLAIT STRAWB BAN BASH TRIX SMS	GENERAL M	CLR	66395	21.07		21.07
2	2	SKU	12 10 oz	TOMATOES FRESH GRAPE	PACKER	CLR	180356	25.68		51.36
2	2	SKU	96 4 oz	JUICE APPLE 100% CUP 41381 SMS	COUNTRY P	FRZ	58105	20.48		40.96
2	2	SKU	96 4 oz	JUICE FRUIT PUNCH 100% CUP BUY AM SMS	COUNTRY P	FRZ	504045	24.61		49.22
				REPLACING 502153						
2	2	SKU	96 4 oz	JUICE GRAPE 100% CUP 41382 SMS	COUNTRY P	FRZ	58176	21.63		43.26
2	2	SKU	160 2.5 oz	ROLL DOUGH DINNER PROOF N BAKE WGR 13918	RICHS	FRZ	500989	55.43		110.86
1	1	SKU	2 5 lb	CHIC PC DICED 1/2" WHITE 25465	CRESTVIEW	FRZ	503495	44.62		44.62

06 3100 630 000 1757.15

06 3100 610 000 119.16

DELIVERY FEE	TAX	AMOUNT DUE
11.75	0.00	1,876.31

	CST		
	12/0		

DRY	CLR	FRZ	
15/0	5/0	9/0	

☐ CASH _____
☐ CHECK (#) _____
AMOUNT _____

Jessica Anderson
Customer Received By

2-4-26

V.S.
Drivers initials

Kenneth E Schroeder

REGULAR ORDER

HGBPIE

joeb 01-20-2026 04:27:13

Route: 317

5

Customer Copy

Cash-Wa Distributing
www.cashwa.com
PO Box 309
Kearney NE 68848-0309
(308) 237-3151 (308) 234-6018

126490 **14973494**

0/36

Invoice: 14973494
Date: 01-27-2026
Rep: 72 DAVID H
Whse: K

ShipTo#: 126490

RAVENNA SCHOOL LUNCH
41750 CARTHAGE RD
RAVENNA, NE 68869
308-452-3249

Bill To#: 126490

RAVENNA SCHOOL LUNCH
PO BOX 8400

RAVENNA, NE 68869

Terms: 20TH OF THE MONTH

Due: 02-21-2026

Ord	Qty	U/M	Pack	Description			Item #	Price	Code	Total
				ALL SHORTAGES MUST BE REPORTED IMMEDIATE						
1	1	SKU	15 oz	SPICE MUSTARD GROUND 15oz	CHEFS MAG	CNP	39552	15.71		15.71
1	1	SKU	50 50 ct	PORTION CUP PLAS 2oz CLR EPC200	EMPRESS	DRY	86462	53.66		53.66
1	1	SKU*	12 2 lb	SUGAR POWDERED 12/2lb BEST CHOICE	AFFILIATE	DRY	47255	41.25		41.25
1	1	SKU	25 lb	SUGAR GRANULATED 25#	UNITED SU	DRY	47210	22.45		22.45
1	1	SKU	8 25 ct	CAN LNR 60gal 16mic HD 38x60 NAT 1207389	COMPANION	DRY	88412	55.97		55.97
2	2	SKU	6000 ct	NAPK XPRESSNAP 13x8.5 NAT DX906E 1ply	TORK	DRY	80345	55.46		110.92
1	1	SKU	20 50 ct	CUP PET 7oz CLR EPET7	EMPRESS	DRY	86501	69.99		69.99
1	1	SKU	6 26.3 oz	CRACKER GOLDFISH CHEDDAR WGR BULK	PEPPERIDG	DRY	43293	64.98		64.98
1	1	SKU	20 25 ct	CONT FOAM FOOD 8oz WHT F8	WINCUP VI	DRY	86544	38.45		38.45
1	1	SKU	6 29 oz	SAUCE MIX CHEESE NACHO 94331	PIONEER	DRY	41859	78.36		78.36
1	1	SKU	8 16 oz	STRAWBERRIES FRESH DRISCOLL	DRISCOLL	CLR	180001	43.63		43.63
				PRODUCT OF USA / MEXICO						
2	2	SKU	100 1 oz	SOUR CREAM IND PLAIN DAISY IDP100	DAISY	CLR	66501	18.67		37.34
1	1	SKU*	4 5 lb	YOGURT VANILLA 5lb R/S NF 121064	UPSTATE F	CLR	66724	37.37		37.37
1	1	SKU	1 12 CT	BLUEBERRIES	DRISCOLL	CLR	180396	46.30		46.30
2	2	SKU	2 5 lb	CARROTS FRESH STICKS 1/2" CRINKLE CUT	GRIMMWAY	CLR	181112	28.78		57.56
				PRODUCT OF USA						
1	1	SKU	40 lb	BANANAS #1 (STAGE 3 - 4)	PACKER	CLR	180002	30.69		30.69
2	2	SKU	1 30 lb	BROCCOLI CUTS IQF 30lb 00216	SUNSOURCE	FRZ	507693	48.91		97.82
2	2	SKU	110 4.3 oz	PASTA LASAGNA CHEESE ROLLUP WGR	TASTY BRA	FRZ	501775	119.12		238.24
1	1	SKU	20 2 lb	EGG ROLL SKINS 7x7 THICK 2250 >	AMAYS	FRZ	58850	100.90		100.90
~~2~~	~~0~~	~~SKU~~	~~8 ct~~	~~BREAD WHITE WHEAT WGR 18-1/5" SLIC RT173~~	~~ROTELLA~~	~~FRZ~~	~~56483~~	~~28.34~~		~~0.00~~
2	2	SKU	9 6 ct	HOAGIE 5-6" SL SPLITTOP WHITE WGR RT618	ROTELLA	FRZ	56470	31.36		62.72

06 3100 6030 000 987.07
06 3100 6010 000 328.99

CNP			
1/0			

DRY	CLR	FRZ	
10/0	8/0	7/0	

DELIVERY FEE	TAX	AMOUNT DUE
11.75	0.00	1,316.06

☐ **CASH** _____
☐ **CHECK (#)** _____
AMOUNT _____

Kenneth E Schroeder
2-4-26

Jessica Anderson
Customer Received By

V.S.
Drivers initials

HGBPIE

REGULAR ORDER

doug.vollmer 01-27-2026 03:24

Credit Memo

Cash-Wa Distributing
www.cashwa.com
PO Box 309
Kearney NE 68848-0309
(800) 652-0010 (308) 237-3151

126490 **CM3949038**

Route:

Customer Copy

Invoice: CM3949038
Date: 01-27-2026
Rep: DAVID HAITH
Whse: K

ShipTo#: 126490

RAVENNA SCHOOL LUNCH
41750 CARTHAGE RD
RAVENNA, NE 68869

Bill To#: 126490

RAVENNA SCHOOL LUNCH
PO BOX 8400

RAVENNA, NE 68869

Terms: Due:

Ord	Qty	U/M	Pack	Description		Item #	Price	Code	Total
1	1			FOSTER FARMS RECAL CREDIT			-52.36		-52.36

06 3100 630 000

Kenneth E Schroeder
2-4-26

TAX	AMOUNT DUE
	-52.36

☐ **CASH** _____
☐ **CHECK (#)** _____
AMOUNT _____

SIGN HERE

Customer Received By

Drivers initials

32

HILAND DAIRY
Remit To: PO BOX 801515
KANSAS CITY MO 64180-1515
402-344-4321

Invoice Date: 01/05/26
Print Time: 07:54:59 AM
Route Number: 190120
Driver Name: MIKE KLUNA

Sold To: SCH RAVENNA PUBLIC DAIRY
BOX 84 A 41750 CARTHAGE RD
RAVENNA NE 68869

Customer # : 4842
AR Type : CHARGE
Terms : MTHLY BILL

INVOICE NUMBER: 1209658

Prod	Description	UPC Code	Cases	Units	Qty	Price	Ext
		SALES					
9171	HPT HIL 1% 50/CS	07206000065	0	500	500	0.4592	229.60
9178	HPT HIL CHOC FF 50/	07206000133	0	1000	1000	0.4809	480.90
9177	HPT HIL STRWBRY FF	07206000038	0	200	200	0.4823	96.46
		Total Qty:	0	1700	1700		

Sub Total : 806.96
Total Invoice : 806.96

CONTAINERS

10462	EACH STO MILK CASE D	0
11654	EACH STO MILK CASE R	0

We Appreciate Your Business

(2.10.10.131)

06 3100 630000
Kenneth E Schroeder
2-4-26

HILAND DAIRY

Invoice Date: 01/05/26
Print Time: 07:55:03 AM
Route Number: 190120
Driver Name: MIKE KLUNA

Remit To: PO BOX 801515
KANSAS CITY MO 64180-1515
402-344-4321

Sold To: SCH RAVENNA PUBLIC DAIRY
BOX 84 A 41750 CARTHAGE RD
RAVENNA NE 68869

Customer # : 4842
AR Type : CHARGE
Terms : MTHLY BILL

INVOICE NUMBER: 1209659

Prod	Description	UPC Code	Cases	Units	Qty	Price	Ext
		RETURNS					
9171	HPT HIL 1% 50/CS	07206000065	0	158	-158	-0.4592	-72.55
9178	HPT HIL CHOC FF 50/	07206000133	0	350	-350	-0.4809	-168.32
9177	HPT HIL STRWBRY FF	07206000038	0	34	-34	-0.4823	-16.40
		Total Qty:	0	-542	-542		

Sub Total : -257.27
Total Invoice : -257.27

CONTAINERS

10462	EACH STO MILK CASE D	0
11654	EACH STO MILK CASE R	0

(2.10.10.131)

We Appreciate Your Business

J.A.

06 3100 630 002

Kenneth E Schroeder

2-4-26

HILAND DAIRY

Invoice Date: 01/12/26
Print Time: 08:45:13 AM
Route Number: 190120
Driver Name: MIKE KLUNA

Remit To: PO BOX 801515
KANSAS CITY MO 64180-1515
402-344-4321

Sold To: SCH RAVENNA PUBLIC DAIRY
BOX 84 A 41750 CARTHAGE RD
RAVENNA NE 68869

Customer # : 4842
AR Type : CHARGE
Terms : MTHLY BILL

INVOICE NUMBER: 1209779

Prod	Description	UPC Code	Cases	Units	Qty	Price	Ext
		SALES					
9178	HPT HIL CHOC FF 50/	07206000133	0	1100	1100	0.4809	528.99
		Total Qty:	0	1100	1100		

Sub Total : 528.99
Total Invoice : 528.99

CONTAINERS

10462	EACH STO MILK CASE D	0
11654	EACH STO MILK CASE R	0

(2.10.10.131) We Appreciate Your Business

J.A

32

06 3160 630 000

Kenneth E Schroeder
2-4-26

HILAND DAIRY

Invoice Date: 01/20/26
Print Time: 12:18:22 PM
Route Number: 190120
Driver Name: MIKE KLUNA

Remit To: PO BOX 801515
KANSAS CITY MO 64180-1515
402-344-4321

Sold To: SCH RAVENNA PUBLIC DAIRY
BOX 84 A 41750 CARTHAGE RD
RAVENNA NE 68869

Customer # : 4842
AR Type : CHARGE
Terms : MTHLY BILL

INVOICE NUMBER: 1209932

Prod	Description	UPC Code	Cases	Units	Qty	Price	Ext
		SALES					
9171	HPT HIL 1% 50/CS	07206000065	0	500	500	0.4592	229.60
9178	HPT HIL CHOC FF 50/	07206000133	0	1000	1000	0.4809	480.90
9177	HPT HIL STRWBRY FF	07206000038	0	300	300	0.4823	144.69
		Total Qty:	0	1800	1800		

Sub Total : 855.19
Total Invoice : 855.19

CONTAINERS

10462	EACH STO MILK CASE D	0
11654	EACH STO MILK CASE R	0

(2.10.10.139) We Appreciate Your Business

J.A.

32

06 3600 050 000

Kenneth E. Schroeder
2-4-26

HILAND DAIRY
Remit To: PO BOX 801515
KANSAS CITY MO 64180-1515
402-344-4321

Invoice Date: 01/20/26
Print Time: 12:38:00 PM
Route Number: 190120
Driver Name: MIKE KLUNA

Sold To: SCH RAVENNA PUBLIC DAIRY
BOX 84 A 41750 CARTHAGE RD
RAVENNA NE 68869

Customer # : 4842
AR Type : CHARGE
Terms : MTHLY BILL

INVOICE NUMBER: 1209933

Prod	Description	UPC Code	Cases	Units	Qty	Price	Ext
	SALES						
9171	HPT HIL 1% 50/CS	07206000065	0	500	500	0.4592	229.60
9177	HPT HIL STRWBRY FF	07206000038	0	300	300	0.4823	144.69
	Total Qty:		0	800	800		

Sub Total : 374.29
Total Invoice : 374.29

CONTAINERS

10462	EACH STO MILK CASE D	0
11654	EACH STO MILK CASE R	0

We Appreciate Your Business

(2.10.10.139)

J.A.

32

06 3100 630 000

Kenneth E Schroeder
2-4-26

HILAND DAIRY

Invoice Date: 01/26/26
Print Time: 09:44:30 AM
Route Number: 190120
Driver Name: MIKE KLUNA

Remit To: PO BOX 801515
KANSAS CITY MO 64180-1515
402-344-4321

Sold To: SCH RAVENNA PUBLIC DAIRY
BOX 84 A 41750 CARTHAGE RD
RAVENNA NE 68869

Customer # : 4842
AR Type : CHARGE
Terms : MTHLY BILL

INVOICE NUMBER: 1200010

Prod	Description	UPC Code	Cases	Units	Qty	Price	Ext
		SALES					
9171	HPT HIL 1% 50/CS	07206000065	0	400	400	0.4592	183.68
9178	HPT HIL CHOC FF 50/	07206000133	0	900	900	0.4809	432.81
9177	HPT HIL STRWBRY FF	07206000038	0	200	200	0.4823	96.46
		Total Qty:	0	1500	1500		

Sub Total : 712.95
Total Invoice : 712.95

CONTAINERS

10462	EACH STO MILK CASE D	0
11654	EACH STO MILK CASE R	0

(2.10.10.139) We Appreciate Your Business

J.A.

32

06 3100 630 000
Kenneth E Schroeder
2-4-26

Ravenna Public Schools
P.O. Box 8400
41750 Carthage Rd.
Ravenna, NE 68869
Phone: 308.452.3249
Fax: 308.452.3172

Billing Statement

Date:	1/14/26
P.O. #	
Bill To:	PO Box 8400

Tax Exemption No. 05-627933

VENDOR	SHIP TO	BILL TO
Life Skills Classroom	Ravenna Public Schools	Ravenna Public Schools
	Attn:Sonya Rasmussen	Attn: Hilary Bolling
	41750 Carthage Road	P.O. Box 8400
	Ravenna NE, 68869	Ravenna NE, 68869

ITEM #	DESCRIPTION	QTY	UNIT PRICE	TOTAL
12/3/25	Whole grain cheez-its	19	0.50	9.50
12/8/25	Whole grain cheez-its	38	0.50	19.00
~~12/9/25~~	~~Cocoa Puff Bars~~	~~38~~	~~0.50~~	~~19.00~~
~~12/10/25~~	~~Chocolate Chip Oatmeal Bars~~	~~38~~	~~0.50~~	~~19.00~~
12/11/25	Scooby Snacks	38	0.50	19.00
12/15/25	Peanuts	38	0.50	19.00
12/16/25	Chocolate Chip Oatmeal Bars	38	0.50	19.00
12/17/25	Whole grain cheez-its	38	0.50	19.00
12/18/25	Scooby Snacks	38	0.50	19.00
12/22/25	Cocoa Puff Bars	19	0.50	9.50
				0.00

Students not charged these two days

SUBTOTAL	$171.00
S & H	$0.00
discount	$0.00
TOTAL	~~$171.00~~ 133.00

Other Comments or Special Instructions

To be reimbursed from the preschool snack account to the life skills account

Authorized by [signature] Date 1/15/26

Kenneth E Schroeder 2-4-26

06 3100 630 000

IN501047661743715401H

Sysco At the heart of food and service

0/36

RAVENNA PUBLIC SCHOOLS
41750 CARTHAGE RD
RAVENNA NE 68869-4051

308-452-3202

NE ESU RAVENNA PUBLIC SCHOOLS
PO BOX 8400
RAVENNA NE 68869 -8400

SYSCO LINCOLN
900 KINGBIRD ROAD
LINCOLN, NEBRASKA 68521
800-797-2627
(800-SYSCOCS)

CUSTOMER'S ORIGINAL INVOICE CONFIDENTIAL PROPERTY OF SYSCO

DELV. DATE	CUSTOMER	INVOICE NUMBER	PAGE
1/08/26			
TRUCK STOP 0 /004	501047	661743715 4	1
ROUTE	PURCHASE ORDER		
4447	TERMS -PAST DUE BALANCES ARE SUBJECT TO SERVICE CHARGE		
	EOM 10th Prox		
	MANIFEST# 1355996 NORMAL DELIVERY		
	MA: T8589 REYNOLDS RONI LEE		

DRIVER:

LOC	QTY	CONT	PACK	SIZE	ITEM DESCRIPTION	ITEM CODE	UNIT PRICE	UNIT TAX AMOUNT	EXTENDED PRICE	TAX	PI	INVOICE ADJUSTMENTS CODE	QTY
					THE ILLINOIS SHELL EGG FEE HAS BEEN PAID BY SYSCO								
					*** DAIRY ***								
C	1	SCS	4	5LB	CASAIMP CHEESE CHDR MILD FTHR SHRD YE 169734	2822343	46.32		46.32				
C	1	S	ONLY	5LB	AREZIMP CHEESE PARM GRTD DRY TUB US 417634	7050395	27.48		27.48				
F	2	CS	120	1.75OZ	PAPETTI EGG BREAKFAST BITE CC 14616-78984-00	7249676	57.96		115.92				
					GROUP TOTAL****				189.72				
					*** MEATS ***								
F	1	CS	2	5 LB	HORMEL SAUSAGE PORK CRUMBLE BREAKFAST 39113	5971064	41.39		41.39				
F	3	CS	5	32.97OZ	SYS REL PORK RIB PTY PRE-COOKED 7154263	7154263	45.44		136.32				
					GROUP TOTAL****				177.71				
					*** POULTRY ***								
F	1	CS	2	5 LB	SYS CLS CHICKEN MEAT DICED DK/WT LSOD 16347	6993851	35.74		35.74				
					GROUP TOTAL****				35.74				
					*** FROZEN ***								
F	1	CS	72	2.29OZ	PILLSBY ROLL CINN MINI CINNI 133686000	0139610	40.88		40.88				
F	2	CS	12	20 OZ	BKRSCLS BREAD WHEAT RND TOP SLI 12701	1630607	28.92		57.84				
F	1	CS	72	4.87OZ	THE MAX PIZZA PEPPERONI RF STFCRS 7738712682	1738632	53.94		53.94				
F	1	CS	6	2.5 LB	SYS PRM ASPARAGUS SPEAR MED IQF P 2161735	2161735	67.94		67.94				
F	1	CS	120	2 OZ	PILLSBY BISCUIT BKD WHL GRN EZ SPL 132271000	2173393	37.68		37.68				
F	5	CS	72	3.45OZ	ST FAIR CRISPITO CHICKEN CHILI F 024569-0821	2962452	47.97		239.85				
F	1	CS	144	2.2OZ	RICHS BREAD FLAT BREAD WHL GRAIN 25340	4710093	36.97		36.97				
F	1	CS	96	4.48OZ	TONYS PIZZA PEPPERONI SMRT 4X6 WHLGR 78674	5243718	59.89		59.89				
F	2	CS	12	12 CT	ALPHA BUN HOT DOG WHEAT ULTRA GRAIN 53680	6016681	35.27		70.54				

CASES	SPLIT	TOT.PCS	CUBE	GROSS WT.
23	1	24	23.9	395

OPEN: 6:00 AM CLOSE: 6:00 PM

REMIT TO
SYSCO LINCOLN
P.O. BOX 80068
LINCOLN, NE 68501-0068

SUB TOTAL

TAX TOTAL

INVOICE TOTAL

DRIVER'S SIGN

NO. PCS DELVD.

CUST. SIGNED INVOICE EVIDENCES OF ALL ITEMS SIGN X J.A.

NO. PCS REC.

PAYABLE ON OR BEFORE

CONT. ON PAGE 2

IMPORTANT PACA PROVISION: THE PERISHABLE AGRICULTURAL COMMODITIES LISTED ON THIS INVOICE ARE SUBJECT TO THE STATUTORY TRUST AUTHORIZED BY SECTION 5 (C) OF THE PERISHABLE AGRICULTURAL COMMODITIES ACT 1930 (U.S.C. 499E(C)). THE SELLER OF THIS COMMODITY RETAINS A TRUST CLAIM OVER THESE COMMODITIES, ALL INVENTORIES OF FOOD OR OTHER PRODUCTS DERIVED FROM THESE COMMODITIES, AND ANY RECEIVABLES OR PROCEEDS FROM THE SALE OF THESE COMMODITIES UNTIL FULL PAYMENT IS RECEIVED.FURTHER, YOU AGREE WITH RESPECT TO ANY DISPUTE ARISING OUT OF YOUR RECEIPT OF THESE PRODUCTS/SERVICES: YOU ARE GIVING UP YOUR RIGHT TO SERVE IN ANY REPRESENTATIVE CAPACITY,OR TO PARTICIPATE AS A MEMBER OF A CLASS OF CLAIMANTS,IN ANY LAWSUIT INVOLVING ANY SUCH DISPUTE.

EQUAL OPPORTUNITY AND AFFIRMATIVE ACTION CLAUSES OF 41 CFR 60-1.4, 60-250.4 AND 60-714.4 ARE INCORPORATED HEREIN BY REFERENCE

IN501047661743715400 2I

CUSTOMER'S ORIGINAL INVOICE CONFIDENTIAL PROPERTY OF SYSCO

DELV. DATE	CUSTOMER	INVOICE NUMBER	PAGE
1/08/26	501047	661743715	4 2
TRUCK STOP 0 /004			
ROUTE 4447	PURCHASE ORDER		
	TERMS -PAST DUE BALANCES ARE SUBJECT TO SERVICE CHARGE		
	EOM 10th Prox		
	MANIFEST# 1355996 NORMAL DELIVERY		
	MA: T8589 REYNOLDS RONI LEE		

RAVENNA PUBLIC SCHOOLS
41750 CARTHAGE RD
RAVENNA NE 68869-4051

308-452-3202

NE ESU RAVENNA PUBLIC SCHOOLS
PO BOX 8400
RAVENNA NE 68869 -8400

Sysco At the heart of food and service

SYSCO LINCOLN
900 KINGBIRD ROAD
LINCOLN, NEBRASKA 68521
800-797-2627
(800-SYSCOCS)

DRIVER:

LOC	QTY	CONT	PACK	SIZE	ITEM DESCRIPTION	ITEM CODE	UNIT PRICE	UNIT TAX AMOUNT	EXTENDED PRICE	TAX	PI	INVOICE ADJUSTMENTS CODE	QTY
F	1	CS	12	1.75OZ	BKRSCLS BREADSTICK GARLIC 0350	7113567	35.08		35.08				
F	2	CS	144	1.23OZ	KELLOGG WAFFLE WHL GRAIN EGGOJI 3800024698	7164495	31.88		63.76				
F	2	CS	72	2.4 OZ	BAKCRFT PANCAKE HT&SRV WG BITE IW 1673	7230906	49.64		99.28				
					GROUP TOTAL****				863.65				
					*** CANNED & DRY ***								
C	2	CS	8	10 OZ	NKDJUCE JUICE STWBRY BAN 00082592630711	0097008	18.08		36.16				
D	2	CS	24	100Z	TROPCNA JUICE APPLE PET 00048500757178	1605617	26.85		53.70				
D	1	SCS	6	#10	REDGOLD KETCHUP 33% MW FCY - MMS REDY599	2118149	33.78		33.78				
D	1	CS	80	1.41OZ	KELLOGG SNACK BAR RICE KRISPIES W 3800011052	2880189	36.37		36.37				
D	1	CS	60	.80 OZ	RUFFLES CHIP POTATO CRISPS CH 00028400568821	3373931	26.43		26.43				
C	1	CS	8	10OZ	NKDJUCE JUICE DRINK BLUE MACH 00082592010377	3773625	16.83		16.83				
D	1	S	ONLY	12 OZ	TABASCO SAUCE TABASCO HOT 00029	4007837	5.44		5.44				
D	1	CS	6	#10	SYS CLS BEAN AND PORK NAVY TOM 007486510475	4062170	42.18		42.18				
D	1	CS	80	1.22OZ	GRANDMA COOKIE CHOC CHIP MINI 00028400661546	7021474	38.13		38.13				
D	1	CS	80	1.48OZ	KELLOGG SNACK BAR CRISPY RICE CON 3800026452	7202759	36.37		36.37				
D	1	CS	24	7.2 OZ	OCNSPRY JUICE CRANBERRY COCKTAIL 02006	7234459	20.60		20.60				
C	2	CS	8	10 OZ	NKDJUCE JUICE DRINK MANGO 00082592630728	8697423	16.83		33.66				
					GROUP TOTAL****				379.65				
					*** PAPER & DISPOSABLES ***								
D	1	CS	10	100CT	SYS CLS GLOVE VINYL FDSRV PWDRFREE 304362813	5478536	61.48		61.48				
D	2	CS	10	100 CT	SYS CLS GLOVE VINYL FDSRV PF XL 304362814	8399737	61.47		122.94				
					GROUP TOTAL****				184.42				

CASES	SPLIT	TOT.PCS	CUBE	GROSS WT.
22	1	23	18.9	317

OPEN: 6:00 AM CLOSE: 6:00 PM

REMIT TO
SYSCO LINCOLN
P.O. BOX 80068
LINCOLN, NE 68501-0068

SUB TOTAL

TAX TOTAL

INVOICE TOTAL

DRIVER'S SIGN

NO. PCS DELVD.

CUST. SIGNED INVOICE EVIDENCES OF ALL ITEMS SIGN X

NO. PCS REC.

IMPORTANT PACA PROVISION: THE PERISHABLE AGRICULTURAL COMMODITIES LISTED ON THIS INVOICE ARE SUBJECT TO THE STATUTORY TRUST AUTHORIZED BY SECTION 5 (C) OF THE PERISHABLE AGRICULTURAL COMMODITIES ACT 1930 (U.S.C. 499E(C)). THE SELLER OF THIS COMMODITY RETAINS A TRUST CLAIM OVER THESE COMMODITIES, ALL INVENTORIES OF FOOD OR OTHER PRODUCTS DERIVED FROM THESE COMMODITIES, AND ANY RECEIVABLES OR PROCEEDS FROM THE SALE OF THESE COMMODITIES UNTIL FULL PAYMENT IS RECEIVED.FURTHER, YOU AGREE WITH RESPECT TO ANY DISPUTE ARISING OUT OF YOUR RECEIPT OF THESE PRODUCTS/SERVICES: YOU ARE GIVING UP YOUR RIGHT TO SERVE IN ANY REPRESENTATIVE CAPACITY,OR TO PARTICIPATE AS A MEMBER OF A CLASS OF CLAIMANTS,IN ANY LAWSUIT INVOLVING ANY SUCH DISPUTE.

PAYABLE ON OR BEFORE

CONT. ON PAGE 3

EQUAL OPPORTUNITY AND AFFIRMATIVE ACTION CLAUSES OF 41 CFR 60-1.4, 60-250.4 AND 60-714.4 ARE INCORPORATED HEREIN BY REFERENCE

IN501047661743715400 3J

CUSTOMER'S ORIGINAL INVOICE CONFIDENTIAL PROPERTY OF SYSCO

DELV. DATE	CUSTOMER	INVOICE NUMBER		PAGE
1/08/26				
TRUCK STOP 0 /004	501047	661743715	4	3
ROUTE	PURCHASE ORDER			
4447	TERMS -PAST DUE BALANCES ARE SUBJECT TO SERVICE CHARGE			
	EOM 10th Prox			
	MANIFEST# 1355996 NORMAL DELIVERY			
	MA: T8589 REYNOLDS RONI LEE			
	DRIVER:			

RAVENNA PUBLIC SCHOOLS
41750 CARTHAGE RD
RAVENNA NE 68869-4051

308-452-3202

NE ESU RAVENNA PUBLIC SCHOOLS
PO BOX 8400
RAVENNA NE 68869 -8400

Sysco At the heart of food and service

SYSCO LINCOLN
900 KINGBIRD ROAD
LINCOLN, NEBRASKA 68521
800-797-2627
(800-SYSCOCS)

LOC	QTY	CONT	PACK	SIZE	ITEM DESCRIPTION	ITEM CODE	UNIT PRICE	UNIT TAX AMOUNT	EXTENDED PRICE	TAX	PI	INVOICE ADJUSTMENTS CODE	QTY
	ORDER SUMMARY				: 3834499								
					06 3100 630 000 1646.47								
					06 3100 610 000 184.42								
					Kenneth E Schroeder 2-4-26								

CASES	SPLIT	TOT.PCS	CUBE	GROSS WT.
45	2	47	42.8	712

OPEN: 6:00 AM CLOSE: 6:00 PM

REMIT TO
SYSCO LINCOLN
P.O. BOX 80068
LINCOLN, NE 68501-0068

SUB TOTAL	1830.89
TAX TOTAL	
INVOICE TOTAL	1830.89

DRIVER'S SIGN

NO. PCS DELVD.

CUST. SIGNED INVOICE EVIDENCES OF ALL ITEMS SIGN X

NO. PCS REC.

PAYABLE ON OR BEFORE 2/10/26

LAST PAGE

IMPORTANT PACA PROVISION: THE PERISHABLE AGRICULTURAL COMMODITIES LISTED ON THIS INVOICE ARE SUBJECT TO THE STATUTORY TRUST AUTHORIZED BY SECTION 5 (C) OF THE PERISHABLE AGRICULTURAL COMMODITIES ACT 1930 (U.S.C. 499E(C)). THE SELLER OF THIS COMMODITY RETAINS A TRUST CLAIM OVER THESE COMMODITIES, ALL INVENTORIES OF FOOD OR OTHER PRODUCTS DERIVED FROM THESE COMMODITIES, AND ANY RECEIVABLES OR PROCEEDS FROM THE SALE OF THESE COMMODITIES UNTIL FULL PAYMENT IS RECEIVED.FURTHER, YOU AGREE WITH RESPECT TO ANY DISPUTE ARISING OUT OF YOUR RECEIPT OF THESE PRODUCTS/SERVICES: YOU ARE GIVING UP YOUR RIGHT TO SERVE IN ANY REPRESENTATIVE CAPACITY,OR TO PARTICIPATE AS A MEMBER OF A CLASS OF CLAIMANTS,IN ANY LAWSUIT INVOLVING ANY SUCH DISPUTE.

EQUAL OPPORTUNITY AND AFFIRMATIVE ACTION CLAUSES OF 41 CFR 60-1.4, 60-250.4 AND 60-714.4 ARE INCORPORATED HEREIN BY REFERENCE

IN501047661755141800 1H

d36

CUSTOMER'S ORIGINAL INVOICE CONFIDENTIAL PROPERTY OF SYSCO

DELV. DATE	CUSTOMER	INVOICE NUMBER		PAGE
1/15/26				
TRUCK STOP 0 /003	501047	661755141	8	1
ROUTE	PURCHASE ORDER			
4447	TERMS -PAST DUE BALANCES ARE SUBJECT TO SERVICE CHARGE			
	EOM 10th Prox			
	MANIFEST# 1356974 NORMAL DELIVERY			
	MA: T8589 REYNOLDS RONI LEE			

DRIVER:

RAVENNA PUBLIC SCHOOLS
41750 CARTHAGE RD
RAVENNA NE 68869-4051

308-452-3202

NE ESU RAVENNA PUBLIC SCHOOLS
PO BOX 8400
RAVENNA NE 68869 -8400

Sysco At the heart of food and service

SYSCO LINCOLN
900 KINGBIRD ROAD
LINCOLN, NEBRASKA 68521
800-797-2627
(800-SYSCOCS)

LOC	QTY	CORT	PACK	SIZE	ITEM DESCRIPTION	ITEM CODE	UNIT PRICE	UNIT TAX AMOUNT	EXTENDED PRICE	TAX	PI	INVOICE ADJUSTMENTS CODE	QTY
					THE ILLINOIS SHELL EGG FEE HAS BEEN PAID BY SYSCO								
					*** DAIRY ***								
C	1	CS	900	5 GM	HSRCCLS MARGARINE SPREAD ZTF 21721WFS	4546949	31.91		31.91				
C	1	CS	6	4 LB	YOPLAIT YOGURT VANILLA PARFAIT POUC 16632000	6472502	32.13		32.13				
C	2	CS	100	1OZ	WHLFCLS CREAM SOUR ALL NAT STICK PAC 7002517	7071406	16.06		32.12				
					GROUP TOTAL****				96.16				
					*** MEATS ***								
F	2	CS	5	3 OZ	ADVANCE STEAK SALISBURY 3 OZ 10000012730	0726265	47.44		94.88				
					GROUP TOTAL****				94.88				
					*** POULTRY ***								
F	1	CS	2	5 LB	SYS CLS CHICKEN MEAT DICED DK/WT LSOD 16347	6993851	35.74		35.74				
					GROUP TOTAL****				35.74				
					*** FROZEN ***								
F	1	CS	1	128 CT	TONYS PIZZA SAUSAGE BKFST WG 63912	0656094	58.66		58.66				
F	1	CS	1	128 CT	TONYS PIZZA BREAKFAST WHLGRN BAC/EGG 78353	1564487	61.44		61.44				
F	2	CS	12	20 OZ	BKRSCLS BREAD WHEAT RND TOP SLI 12701	1630607	28.92		57.84				
F	2	CS	120	2 OZ	BAKEBOY BUN HAMBURGER BKD W/WHL GRN 31014	1891342	41.17		82.34				
F	1	CS	120	2 OZ	PILLSBY BISCUIT BKD WHL GRN EZ SPL 132271000	2173393	37.68		37.68				
F	2	CS	2	5LB	DOLE MANGO CUBED 10550	6677492	36.59		73.18				
F	2	CS	144	1EA	BKRSCLS BREAD GARLIC TOAST SLI 4.5IN 03250	7270301	38.61		77.22				
					GROUP TOTAL****				448.36				
					*** CANNED & DRY ***								
C	1	CS	8	10 OZ	NKDJUCE JUICE STWBRY BAN 00082592630711	0097008	18.08		18.08				
D	4	CS	24	10OZ	TROPCNA JUICE APPLE PET 00048500757178	1605617	26.85		107.40				

CASES	SPLIT	TOT.PCS	CUBE	GROSS WT.
23		23	21.8	363

OPEN: 6:00 AM CLOSE: 6:00 PM

REMIT TO
SYSCO LINCOLN
P.O. BOX 80068
LINCOLN, NE 68501-0068

SUB TOTAL

TAX TOTAL

INVOICE TOTAL

DRIVER'S SIGN

NO. PCS DELVD.

CUST. SIGNED INVOICE EVIDENCES OF ALL ITEMS SIGN X

NO. PCS REC.

IMPORTANT PACA PROVISION: THE PERISHABLE AGRICULTURAL COMMODITIES LISTED ON THIS INVOICE ARE SUBJECT TO THE STATUTORY TRUST AUTHORIZED BY SECTION 5 (C) OF THE PERISHABLE AGRICULTURAL COMMODITIES ACT 1930 (U.S.C. 499E(C)). THE SELLER OF THIS COMMODITY RETAINS A TRUST CLAIM OVER THESE COMMODITIES, ALL INVENTORIES OF FOOD OR OTHER PRODUCTS DERIVED FROM THESE COMMODITIES, AND ANY RECIVABLES OR PROCEEDS FROM THE SALE OF THESE COMMODITIES UNTIL FULL PAYMENT IS RECEIVED.FURTHER, YOU AGREE WITH RESPECT TO ANY DISPUTE ARISING OUT OF YOUR RECEIPT OF THESE PRODUCTS/SERVICES: YOU ARE GIVING UP YOUR RIGHT TO SERVE IN ANY REPRESENTATIVE CAPACITY,OR TO PARTICIPATE AS A MEMBER OF A CLASS OF CLAIMANTS,IN ANY LAWSUIT INVOLVING ANY SUCH DISPUTE.

PAYABLE ON OR BEFORE

CONT. ON PAGE 2

EQUAL OPPORTUNITY AND AFFIRMATIVE ACTION CLAUSES OF 41 CFR 60-1.4, 60-250.4 AND 60-714.4 ARE INCORPORATED HEREIN BY REFERENCE

IN501047661755141800 2I

CUSTOMER'S ORIGINAL INVOICE CONFIDENTIAL PROPERTY OF SYSCO

DELV. DATE	CUSTOMER	INVOICE NUMBER	PAGE
1/15/26			
TRUCK STOP 0/003	501047	661755141 8	2
ROUTE 4447	PURCHASE ORDER		
	TERMS -PAST DUE BALANCES ARE SUBJECT TO SERVICE CHARGE		
	EOM 10th Prox		
	MANIFEST# 1356974 NORMAL DELIVERY		
	MA: T8589 REYNOLDS RONI LEE		
	DRIVER:		

RAVENNA PUBLIC SCHOOLS
41750 CARTHAGE RD
RAVENNA NE 68869-4051

308-452-3202

NE ESU RAVENNA PUBLIC SCHOOLS
PO BOX 8400
RAVENNA NE 68869 -8400

Sysco At the heart of food and service

SYSCO LINCOLN
900 KINGBIRD ROAD
LINCOLN, NEBRASKA 68521
800-797-2627
(800-SYSCOCS)

LOC	QTY	CONT	PACK	SIZE	ITEM DESCRIPTION	ITEM CODE	UNIT PRICE	UNIT TAX AMOUNT	EXTENDED PRICE	TAX	PI	INVOICE ADJUSTMENTS CODE	QTY
D	2	CS	6	#10	SYS IMP PEAR SLICED CHOICE EXTRA LS 2182218	2182218	63.38		126.76				
D	2	CS	6	#10	SYS REL PEACH SLICED IRREG IN EXTRA 2182388	2182388	59.79		119.58				
D	2	CS	6	#10	SYS CLS BEAN AND PORK NAVY TOM 007486510475	4062170	42.18		84.36				
D	1	CS	72	1 OZ	DORITOS CHIP TORTILLA FLAMAS 00028400628297	4383768	29.07		29.07				
D	1	CS	72	1 OZ	DORITOS CHIP TORTILLA NACHO R 00028400317481	6626774	29.07		29.07				
D	3	CS	6	2 LB	CASACLS CHIP TORTILLA YEL CORN RND 8423	9550658	30.50		91.50				
					GROUP TOTAL****				605.82				
					*** PRODUCE ***								
C	1	CS	4	2 LB	IMPFRSH VEGETABLE MIX SLAW POWER BLEND	4966146	20.71		20.71				
C	1	CS	12	1 PT	IMPFRSH TOMATO GRAPE FRSH	6017263	25.80		25.80				
					GROUP TOTAL****				46.51				

ORDER SUMMARY : 3843909

06 3100 630 000

Kenneth E Schroeder
2-4-26

CASES	SPLIT	TOT.PCS	CUBE	GROSS WT.
13		13	21.5	341
36		36	43.3	704

OPEN: 6:00 AM CLOSE: 6:00 PM

REMIT TO
SYSCO LINCOLN
P.O. BOX 80068
LINCOLN, NE 68501-0068

SUB TOTAL 1327.47
TAX TOTAL
INVOICE TOTAL 1327.47

DRIVER'S SIGN | NO. PCS DELVD. | CUST. SIGNED INVOICE EVIDENCES OF ALL ITEMS SIGN X | NO. PCS REC.

IMPORTANT PACA PROVISION: THE PERISHABLE AGRICULTURAL COMMODITIES LISTED ON THIS INVOICE ARE SUBJECT TO THE STATUTORY TRUST AUTHORIZED BY SECTION 5 (C) OF THE PERISHABLE AGRICULTURAL COMMODITIES ACT 1930 (U.S.C. 499E(C)). THE SELLER OF THIS COMMODITY RETAINS A TRUST CLAIM OVER THESE COMMODITIES, ALL INVENTORIES OF FOOD OR OTHER PRODUCTS DERIVED FROM THESE COMMODITIES, AND ANY RECEIVABLES OR PROCEEDS FROM THE SALE OF THESE COMMODITIES UNTIL FULL PAYMENT IS RECEIVED.FURTHER, YOU AGREE WITH RESPECT TO ANY DISPUTE ARISING OUT OF YOUR RECEIPT OF THESE PRODUCTS/SERVICES: YOU ARE GIVING UP YOUR RIGHT TO SERVE IN ANY REPRESENTATIVE CAPACITY,OR TO PARTICIPATE AS A MEMBER OF A CLASS OF CLAIMANTS,IN ANY LAWSUIT INVOLVING ANY SUCH DISPUTE.

PAYABLE ON OR BEFORE 2/10/26

LAST PAGE

EQUAL OPPORTUNITY AND AFFIRMATIVE ACTION CLAUSES OF 41 CFR 60-1.4, 60-250.4 AND 60-714.4 ARE INCORPORATED HEREIN BY REFERENCE

IN501047661766248800 1R

CUSTOMER'S ORIGINAL INVOICE CONFIDENTIAL PROPERTY OF SYSCO

DELV. DATE	CUSTOMER	INVOICE NUMBER	PAGE
1/22/26			
TRUCK STOP 0 /004	501047	661766248	8 1
ROUTE 4447	PURCHASE ORDER		
	TERMS -PAST DUE BALANCES ARE SUBJECT TO SERVICE CHARGE		
	EOM 10th Prox		
	MANIFEST# 1357937 NORMAL DELIVERY		
	MA: T8589 REYNOLDS RONI LEE		

DRIVER:

RAVENNA PUBLIC SCHOOLS
41750 CARTHAGE RD
RAVENNA NE 68869-4051

308-452-3202

NE ESU RAVENNA PUBLIC SCHOOLS
PO BOX 8400
RAVENNA NE 68869 -8400

Sysco At the heart of food and service

SYSCO LINCOLN
900 KINGBIRD ROAD
LINCOLN, NEBRASKA 68521
800-797-2627
(800-SYSCOCS)

LOC	QTY	CONT	PACK	SIZE	ITEM DESCRIPTION	ITEM CODE	UNIT PRICE	UNIT TAX AMOUNT	EXTENDED PRICE	TAX	PI	INVOICE ADJUSTMENTS CODE	QTY
					THE ILLINOIS SHELL EGG FEE HAS BEEN PAID BY SYSCO								
					*** DAIRY ***								
C	1	S	ONLY	3LB	WHLFIMP CHEESE CREAM LOAF STK11772	1012566	6.64		6.64				
C	2	CS	30	1 LB	GLDNSWT MARGARINE PRINT 21547GNS	4583300	39.33		78.66				
					GROUP TOTAL****				85.30				
					*** POULTRY ***								
F	1	CS	1	30#	GLDKIST CHICKEN NUGGET WHL GRN FC CN 615300	3963554	84.04		84.04				
F	1	CS	4	5 LB	JENNIEO TURKEY GROUND BULK 90/10 223620	4117063	58.44		58.44				
C	3	CS	4	2.5 LB	BBRLCLS TURKEY BREAST SLI O/RSTD . TRK940SLB	7094635	82.11		246.33				
					GROUP TOTAL****				388.81				
					*** FROZEN ***								
F	2	CS	72	4 OZ	FOSTRFM CORN DOG CHKN L/F WHL GRAIN 95150	1604289	49.06		98.12				
F	2	CS	12	20 OZ	BKRSCLS BREAD WHEAT RND TOP SLI 12701	1630607	28.92		57.84				
F	1	CS	12	2.5 LB	SYS CLS BRUSSEL SPROUT MED GR A P 1951490	1951490	52.20		52.20				
F	1	CS	120	1.7 OZ	RICHS COOKIE CHOC FILD TRPL IW 03593	4793481	69.93		69.93				
F	2	CS	120	1.75OZ	BKRSCLS BREADSTICK GARLIC 0350	7113567	35.08		70.16				
F	1	CS	6	5 LB	BAILY WONTON WRAPPER THICK 4X4	7162009	34.84		34.84				
F	1	CS	72	2.29OZ	PILLSBY STRUDEL CHERRY STK FRUDEL 127851000	8162665	40.88		40.88				
F	1	CS	6	2.5LB	SIMPRST VEGETABLE CORN AND PE 10071179790662	8838922	31.02		31.02				
					GROUP TOTAL****				454.99				
					*** CANNED & DRY ***								
D	1	CS	12	42 OZ	MALT OM CEREAL HOT OAT QUICK 04650	0104398	42.28		42.28				
D	1	CS	2	10 LB	DAKOTA PASTA SPAGHETTI WHL GRAIN	0107744	25.64		25.64				

CASES	SPLIT	TOT.PCS	CUBE	GROSS WT.
20	1	21	19.8	420

OPEN: 6:00 AM CLOSE: 6:00 PM

REMIT TO
SYSCO LINCOLN
P.O. BOX 80068
LINCOLN, NE 68501-0068

SUB TOTAL

TAX TOTAL

INVOICE TOTAL

DRIVER'S SIGN

NO. PCS DELVD.

CUST. SIGNED INVOICE EVIDENCES OF ALL ITEMS SIGN X

NO. PCS REC.

PAYABLE ON OR BEFORE

CONT. ON PAGE 2

IMPORTANT PACA PROVISION: THE PERISHABLE AGRICULTURAL COMMODITIES LISTED ON THIS INVOICE ARE SUBJECT TO THE STATUTORY TRUST AUTHORIZED BY SECTION 5 (C) OF THE PERISHABLE AGRICULTURAL COMMODITIES ACT 1930 (U.S.C. 499E(C)). THE SELLER OF THIS COMMODITY RETAINS A TRUST CLAIM OVER THESE COMMODITIES, ALL INVENTORIES OF FOOD OR OTHER PRODUCTS DERIVED FROM THESE COMMODITIES, AND ANY RECEIVABLES OR PROCEEDS FROM THE SALE OF THESE COMMODITIES UNTIL FULL PAYMENT IS RECEIVED.FURTHER, YOU AGREE WITH RESPECT TO ANY DISPUTE ARISING OUT OF YOUR RECEIPT OF THESE PRODUCTS/SERVICES: YOU ARE GIVING UP YOUR RIGHT TO SERVE IN ANY REPRESENTATIVE CAPACITY,OR TO PARTICIPATE AS A MEMBER OF A CLASS OF CLAIMANTS,IN ANY LAWSUIT INVOLVING ANY SUCH DISPUTE.

EQUAL OPPORTUNITY AND AFFIRMATIVE ACTION CLAUSES OF 41 CFR 60-1.4, 60-250.4 AND 60-714.4 ARE INCORPORATED HEREIN BY REFERENCE

IN501047661766248002S

CUSTOMER'S ORIGINAL INVOICE CONFIDENTIAL PROPERTY OF SYSCO

RAVENNA PUBLIC SCHOOLS
41750 CARTHAGE RD
RAVENNA NE 68869-4051

308-452-3202

NE ESU RAVENNA PUBLIC SCHOOLS
PO BOX 8400
RAVENNA NE 68869 -8400

Sysco At the heart of food and service

SYSCO LINCOLN
900 KINGBIRD ROAD
LINCOLN, NEBRASKA 68521
800-797-2627
(800-SYSCOCS)

DELV. DATE	CUSTOMER	INVOICE NUMBER	PAGE
1/22/26			
TRUCK STOP 0 /004	501047	661766248	8 / 2
ROUTE 4447	PURCHASE ORDER		
	TERMS -PAST DUE BALANCES ARE SUBJECT TO SERVICE CHARGE		
	EOM 10th Prox		
	MANIFEST# 1357937 NORMAL DELIVERY		
	MA: T8589 REYNOLDS RONI LEE		
	DRIVER:		

LOC	QTY	CONT	PACK	SIZE	ITEM DESCRIPTION	ITEM CODE	UNIT PRICE	UNIT TAX AMOUNT	EXTENDED PRICE	TAX	PI	INVOICE ADJUSTMENTS CODE	QTY
D	2	CS	24	10OZ	TROPCNA JUICE APPLE PET 00048500757178	1605617	26.85		53.70				
D	1	CS	80	1.41OZ	KELLOGG SNACK BAR RICE KRISPIES W 3800011052	2880189	36.37		36.37				
C	1	CS	8	10OZ	NKDJUCE JUICE DRINK BLUE MACH 00082592010377	3773625	16.83		16.83				
D	1	S	ONLY	5 LB	SYS CLS HONEY PURE CLOVER GR A TSC JU PF4102	4361432	19.48		19.48				
D	1	CS	80	1.48OZ	KELLOGG SNACK BAR CRISPY RICE CON 3800026452	7202759	36.37		36.37				
					GROUP TOTAL****				230.67				
					*** PAPER & DISPOSABLES ***								
D	1	CS	10	100CT	SYS CLS GLOVE VINYL FDSRV PWDRFREE 304362813	5478536	61.48		61.48				
D	1	CS	10	100 CT	SYS CLS GLOVE VINYL FDSRV PF XL 304362814	8399737	61.47		61.47				
					GROUP TOTAL****				122.95				

ORDER SUMMARY : 3855985 3856258

06 3100 630 000 115977

06 3100 610 000 122.95

Kenneth E Schroeder
2-4-26

CASES	SPLIT	TOT.PCS	CUBE	GROSS WT.
7	1	8	4.8	96
27	2	29	24.6	516

OPEN: 6:00 AM CLOSE: 6:00 PM

REMIT TO
SYSCO LINCOLN
P.O. BOX 80068
LINCOLN, NE 68501-0068

SUB TOTAL 1282.72
TAX TOTAL
INVOICE TOTAL 1282.72

DRIVER'S SIGN

NO. PCS DELVD.

CUST. SIGNED INVOICE EVIDENCES OF ALL ITEMS SIGN X

NO. PCS REC.

PAYABLE ON OR BEFORE 2/10/26

LAST PAGE

IMPORTANT PACA PROVISION: THE PERISHABLE AGRICULTURAL COMMODITIES LISTED ON THIS INVOICE ARE SUBJECT TO THE STATUTORY TRUST AUTHORIZED BY SECTION 5 (C) OF THE PERISHABLE AGRICULTURAL COMMODITIES ACT 1930 (U.S.C. 499E(C)). THE SELLER OF THIS COMMODITY RETAINS A TRUST CLAIM OVER THESE COMMODITIES, ALL INVENTORIES OF FOOD OR OTHER PRODUCTS DERIVED FROM THESE COMMODITIES, AND ANY RECEIVABLES OR PROCEEDS FROM THE SALE OF THESE COMMODITIES UNTIL FULL PAYMENT IS RECEIVED.FURTHER, YOU AGREE WITH RESPECT TO ANY DISPUTE ARISING OUT OF YOUR RECEIPT OF THESE PRODUCTS/SERVICES: YOU ARE GIVING UP YOUR RIGHT TO SERVE IN ANY REPRESENTATIVE CAPACITY,OR TO PARTICIPATE AS A MEMBER OF A CLASS OF CLAIMANTS,IN ANY LAWSUIT INVOLVING ANY SUCH DISPUTE.

EQUAL OPPORTUNITY AND AFFIRMATIVE ACTION CLAUSES OF 41 CFR 60-1.4, 60-250.4 AND 60-714.4 ARE INCORPORATED HEREIN BY REFERENCE

IN501047661777741900 1S

0/36

CUSTOMER'S ORIGINAL INVOICE CONFIDENTIAL PROPERTY OF SYSCO

DELV. DATE	CUSTOMER	INVOICE NUMBER	PAGE
1/29/26			
TRUCK STOP 0 /005	501047	661777741 9	1
ROUTE 4447	PURCHASE ORDER		
	TERMS -PAST DUE BALANCES ARE SUBJECT TO SERVICE CHARGE		
	EOM 10th Prox		
	MANIFEST# 1358911 NORMAL DELIVERY		
	MA: T8589 REYNOLDS RONI LEE		
	DRIVER:		

RAVENNA PUBLIC SCHOOLS
41750 CARTHAGE RD
RAVENNA NE 68869-4051

308-452-3202

NE ESU RAVENNA PUBLIC SCHOOLS
PO BOX 8400
RAVENNA NE 68869 -8400

Sysco At the heart of food and service

SYSCO LINCOLN
900 KINGBIRD ROAD
LINCOLN, NEBRASKA 68521
800-797-2627
(800-SYSCOCS)

LOC	QTY	CONT	PACK	SIZE	ITEM DESCRIPTION	ITEM CODE	UNIT PRICE	UNIT TAX AMOUNT	EXTENDED PRICE	TAX	PI	INVOICE ADJUSTMENTS CODE	QTY
					THE ILLINOIS SHELL EGG FEE HAS BEEN PAID BY SYSCO								
					*** MEATS ***								
C	2	CS	4	2.5 LB	BBRLCLS HAM SMK SLI .67OZ SH850SLB	8286445	52.60		105.20				
F	3	CS	2	5 LB	AUSTBLU PORK BBQ SMKD PULLED PREMIUM 13426	8975898	62.44		187.32				
					GROUP TOTAL****				292.52				
					*** POULTRY ***								
F	2	CS	1	10 LB	FOSTRFM SAUSAGE CHICKEN PANCAKE CN WG 95193	7411386	31.44		62.88				
					GROUP TOTAL****				62.88				
					*** FROZEN ***								
F	2	CS	12	20 OZ	BKRSCLS BREAD WHEAT RND TOP SLI 12701	1630607	32.92		65.84				
F	1	CS	90	3.5 OZ	FRNANDO BURRITO BRKFST EGG & CHS WHLGR 5220	2115628	74.67		74.67				
F	1	CS	72	2 OZ	OTSPKMY MUFFIN CHOC CHOC CHP IW DEL ES 10145	2355590	33.35		33.35				
F	2	CS	72	5 OZ	TONYS PIZZA BEEF FIESTADA 68523	3632645	58.58		117.16				
F	2	CS	9	16 IN	BIGDADD PIZZA CHICKEN BUFLO WHL GRAIN 78639	4332989	77.59		155.18				
F	1	CS	120	1.7 OZ	RICHS COOKIE CHOC FILD TRPL IW 03593	4793481	69.93		69.93				
F	1	CS	6	5 LB	SYS IMP POTATO TATER BARREL 1000006067	5020233	49.49		49.49				
					GROUP TOTAL****				565.62				
					*** CANNED & DRY ***								
D	2	CS	24	10OZ	TROPCNA JUICE APPLE PET 00048500757178	1605617	26.85		53.70				
D	2	CS	6	#10	SYS IMP PEAR SLICED CHOICE EXTRA LS 2182218	2182218	66.38		132.76				
D	2	CS	6	#10	SYS REL PEACH SLICED IRREG IN EXTRA 2182388	2182388	61.79		123.58				
D	1	CS	20	01 OZ	HSRCCLS SYRUP PANCAKE & WFFL SUG FREE 72442	3911472	46.25		46.25				
D	1	CS	72	1 OZ	DORITOS CHIP TORTILLA COOL RA 00028400360968	5073130	29.07		29.07				

CASES	SPLIT	TOT.PCS	CUBE	GROSS WT.
25		25	25.6	535

OPEN: 6:00 AM CLOSE: 6:00 PM

REMIT TO
SYSCO LINCOLN
P.O. BOX 80068
LINCOLN, NE 68501-0068

SUB TOTAL
TAX TOTAL
INVOICE TOTAL

DRIVER'S SIGN | NO. PCS DELVD. | CUST. SIGNED INVOICE EVIDENCES OF ALL ITEMS SIGN X J.A. | NO. PCS REC.

IMPORTANT PACA PROVISION: THE PERISHABLE AGRICULTURAL COMMODITIES LISTED ON THIS INVOICE ARE SUBJECT TO THE STATUTORY TRUST AUTHORIZED BY SECTION 5 (C) OF THE PERISHABLE AGRICULTURAL COMMODITIES ACT 1930 (U.S.C. 499E(C)). THE SELLER OF THIS COMMODITY RETAINS A TRUST CLAIM OVER THESE COMMODITIES, ALL INVENTORIES OF FOOD OR OTHER PRODUCTS DERIVED FROM THESE COMMODITIES, AND ANY RECEIVABLES OR PROCEEDS FROM THE SALE OF THESE COMMODITIES UNTIL FULL PAYMENT IS RECEIVED.FURTHER, YOU AGREE WITH RESPECT TO ANY DISPUTE ARISING OUT OF YOUR RECEIPT OF THESE PRODUCTS/SERVICES: YOU ARE GIVING UP YOUR RIGHT TO SERVE IN ANY REPRESENTATIVE CAPACITY,OR TO PARTICIPATE AS A MEMBER OF A CLASS OF CLAIMANTS,IN ANY LAWSUIT INVOLVING ANY SUCH DISPUTE.

PAYABLE ON OR BEFORE

CONT. ON PAGE 2

EQUAL OPPORTUNITY AND AFFRIMATIVE ACTION CLAUSES OF 41 CFR 60-1.4, 60-250.4 AND 60-714.4 ARE INCORPORATED HEREIN BY REFERENCE

IN501047661777741900 2T

CUSTOMER'S ORIGINAL INVOICE CONFIDENTIAL PROPERTY OF SYSCO

DELV. DATE	CUSTOMER	INVOICE NUMBER	PAGE
1/29/26			
TRUCK STOP 0 /005	501047	661777741 9	2
ROUTE 4447	PURCHASE ORDER		
	TERMS -PAST DUE BALANCES ARE SUBJECT TO SERVICE CHARGE		
	EOM 10th Prox		
	MANIFEST# 1358911 NORMAL DELIVERY		
	MA: T8589 REYNOLDS RONI LEE		
	DRIVER:		

Sysco At the heart of food and service

RAVENNA PUBLIC SCHOOLS
41750 CARTHAGE RD
RAVENNA NE 68869-4051

308-452-3202

NE ESU RAVENNA PUBLIC SCHOOLS
PO BOX 8400
RAVENNA NE 68869 -8400

SYSCO LINCOLN
900 KINGBIRD ROAD
LINCOLN, NEBRASKA 68521
800-797-2627
(800-SYSCOCS)

LOC	QTY	CONT	PACK	SIZE	ITEM DESCRIPTION	ITEM CODE	UNIT PRICE	UNIT TAX AMOUNT	EXTENDED PRICE	TAX	PI	INVOICE ADJUSTMENTS CODE	QTY
D	1	S	ONLY	10 OZ	LAWRYS SEASONING SALT FREE 17 G 2150080607	5545439	11.92		11.92				
D	1	CS	80	1.22OZ	GRANDMA COOKIE CHOC CHIP MINI 00028400661546	7021474	38.13		38.13				
D	7	CS	44	1.4 OZ	DORITOS CHIP TORTILLA NCHO RF 00028400205184	7074490	25.80		180.60				
					GROUP TOTAL****				616.01				
					*** CHEMICAL & JANITORIAL ***								
D	1	CS	4	9LB	ECOLAB DETERGENT MACH SOLID POWER X 6100185	8265585	93.59		93.59				
					** HAZARD **								
					GROUP TOTAL****				93.59				

ORDER SUMMARY : 3868760

06 3100 630 000 1537.03

06 3100 610 000 93.59

Kenneth E Schroeder
2-4-26

CASES	SPLIT	TOT.PCS	CUBE	GROSS WT.
9	1	10	20.6	87
34	1	35	46.2	622

OPEN: 6:00 AM CLOSE: 6:00 PM

REMIT TO
SYSCO LINCOLN
P.O. BOX 80068
LINCOLN, NE 68501-0068

SUB TOTAL 1630.62
TAX TOTAL
INVOICE TOTAL 1630.62

DRIVER'S SIGN | NO. PCS DELVD. | CUST. SIGNED INVOICE EVIDENCES OF ALL ITEMS SIGN X | NO. PCS REC.

IMPORTANT PACA PROVISION: THE PERISHABLE AGRICULTURAL COMMODITIES LISTED ON THIS INVOICE ARE SUBJECT TO THE STATUTORY TRUST AUTHORIZED BY SECTION 5 (C) OF THE PERISHABLE AGRICULTURAL COMMODITIES ACT 1930 (U.S.C. 499E(C)). THE SELLER OF THIS COMMODITY RETAINS A TRUST CLAIM OVER THESE COMMODITIES, ALL INVENTORIES OF FOOD OR OTHER PRODUCTS DERIVED FROM THESE COMMODITIES, AND ANY RECEIVABLES OR PROCEEDS FROM THE SALE OF THESE COMMODITIES UNTIL FULL PAYMENT IS RECEIVED.FURTHER, YOU AGREE WITH RESPECT TO ANY DISPUTE ARISING OUT OF YOUR RECEIPT OF THESE PRODUCTS/SERVICES: YOU ARE GIVING UP YOUR RIGHT TO SERVE IN ANY REPRESENTATIVE CAPACITY,OR TO PARTICIPATE AS A MEMBER OF A CLASS OF CLAIMANTS,IN ANY LAWSUIT INVOLVING ANY SUCH DISPUTE.

PAYABLE ON OR BEFORE 2/10/26

LAST PAGE

EQUAL OPPORTUNITY AND AFFIRMATIVE ACTION CLAUSES OF 41 CFR 60-1.4, 60-250.4 AND 60-714.4 ARE INCORPORATED HEREIN BY REFERENCE

ACCOUNT NO.	INVOICE NO.	INVOICE DATE	CUSTOMER NO.	PURCHASE ORDER NUMBER	SALES LOC.	SALES REP.	DATE ORDERED
14174189	3630530	01/05/26	14174189		2365	1000	12/23/25

14174189 Route: 1007 / 21 ORDER NUMBER: 535547

Bill To:
RAVENNA PUB SCHOOL-USDA
41750 CARTHAGE RD
PO BOX 8400
RAVENNA NE
68869
Att: MANAGER

Ship To:
RAVENNA PUB SCHOOL-USDA
41750 CARTHAGE RD
PO BOX 8400
RAVENNA NE
68869
308 452 3249
DEPT # 00

Remit To:
US Foods, Inc.
DIVISION #2365
15838 COLLECTION CTR DR.
CHICAGO IL
60693-5838
308 382 6581

ShipFrm: 3636 W STOLLEY PARK RD GRAND ISLAND NE *ShipD:* 01/05/26
FrtTrms: *Spcial Instr:*
PytTrms: NET 45 DAYS

Qty Ordered	Qty Shipped	Sales Unit	Product Number	Descripton	Pack Size	Label	C D	Weight	Pricing Unit	Unit Price	Extended Price
				DRY							
4	4	CS	3646789	USDA BEAN GRN LOW SDM CND	6/#10 CN	USDA			CS	0.0001	$ 0.00
1	1	CS	5704176	BEAN, GBZO CND	6/#10 CN	USDA			CS	0.0000	0.00
8	8	CS	5944254	USDA APPLESAUCE UNSTN CND	6/#10 CN	USDA			CS	0.0001	0.00
2	2	CS	7011588	USDA PEACH DCD IN EX LS CND	6/#10 CN	USDA			CS	0.0001	0.00
2	2	CS	8144026	SAUCE SPAGHETTI TOMATO, MEATL	6/#10 CN	USDA			CS	0.0000	0.00
4	4	CS	8896045	USDA APPLESAUCE UNSTN SS CUP	96/4.5 OZ	USDA			CS	0.0001	0.00
				REFRIGERATED							
1	1	CS	7788151	USDA CHSE MOZZ STRING LMPS 1Z	360/1 OZ	USDA			CS	0.0001	0.00
1	1	CS	9323345	CHEESE, AMER BLND SLCD REF	6/5 LB	USDA			CS	0.0000	0.00
				FROZEN							
2	2	CS	4617986	USDA POLLOCK BRDD WGR 1 Z STCK	8/5 LB	USDA			CS	0.0001	0.00
1	1	CS	6388930	USDA CORN KRNL YLW EX STD FZN	12/2.5 LB	USDA			CS	0.0001	0.00
3	3	CS	8486486	USDA PEA GRN NO SALT ADDED FCY	12/2.5 LB	USDA			CS	0.0001	0.00
1	1	CS	8894263	USDA PANCAKE WGR	144 EA	USDA			CS	0.0001	0.00

STORAGE LOCATION RECAP( )

TOTAL DRY	PIECES ORDERED:	21	PIECES SHIPPED:	21	ITEMS SHIPPED:	6
TOTAL REFRIGERATED	PIECES ORDERED:	2	PIECES SHIPPED:	2	ITEMS SHIPPED:	2
TOTAL FROZEN	PIECES ORDERED:	7	PIECES SHIPPED:	7	ITEMS SHIPPED:	4

J.A. Kenneth E Schrader
0/38 2-4-26

ACCOUNT NO.	INVOICE NO.	INVOICE DATE	CUSTOMER NO.	PURCHASE ORDER NUMBER	SALES LOC.	SALES REP.	DATE ORDERED
14174189	3630530	01/05/26	14174189		2365	1000	12/23/25

14174189 Route: 1007 / 21 ORDER NUMBER: 535547

Bill To:
RAVENNA PUB SCHOOL-USDA
41750 CARTHAGE RD
PO BOX 8400
RAVENNA NE
68869
Att: MANAGER

Ship To:
RAVENNA PUB SCHOOL-USDA
41750 CARTHAGE RD
PO BOX 8400
RAVENNA NE
68869
308 452 3249
DEPT # 00

Remit To:
US Foods, Inc.
DIVISION #2365
15838 COLLECTION CTR DR.
CHICAGO IL
60693-5838
308 382 6581

ShipFrm: 3636 W STOLLEY PARK RD GRAND ISLAND NE *ShipD:* 01/05/26

FrtTrms:
PytTrms: NET 45 DAYS
Spcial Instr:

Qty Ordered	Qty Shipped	Sales Unit	Product Number	Descripton	Pack Size	Label	C D	Weight	Pricing Unit	Unit Price	Extended Price

*** INVOICE SUMMARY ***

TOTAL NET WGT: 1099.50 PIECES ORDERED: 30 PIECES SHIPPED: 30 ITEMS SHIPPED: 12
TOTAL GROSS WGT: 1186.50

PRODUCT TOTAL $ .00

TAXABLE AMOUNT $ .00
GEN SALES TAX % .00

This amount is an estimate at time of shipping prior to any adjustments made at delivery: $ .00

* You agree with respect to any dispute arising out of your purchase from US Foods: (i) you are giving up your right to serve in any representative capacity, or to participate as a member of a class, in any lawsuit; (ii) you also agree, at US Foods sole option, to submit to binding, individual arbitration of all claims; (iii) such arbitration shall be governed by the Federal Arbitration Act, 9 U.S.C. s.1 and conducted in accordance with the JAMS Comprehensive Arbitration Rules & Procedures; and (iv) each party shall pay half the costs of arbitration, and separately pay its own attorneys' fees and costs.

* Fuel Surcharge: For information about the fuel surcharge, go to:
* https://www.usfoods.com/terms/fuelsurcharge/StandardGridEIAAreaMidwest.html

* Credit Card Surcharge Disclosure: Please note that, where applicable, a surcharge will be applied to payments made by credit card. The surcharge is not greater than our cost of acceptance. The surcharge does not apply to other payment forms, such as ACH. If applicable, the surcharge will be added to your total at the time of payment. If you have an agreement with US Foods that expressly addresses the fuel surcharge or the credit card surcharge, please refer to that agreement.

* CO CUSTOMER: Egg products covered by CO Rev. Stat. 35-21-201-203 are CO-COM

ACCOUNT NO.	INVOICE NO.	INVOICE DATE	CUSTOMER NO.	PURCHASE ORDER NUMBER	SALES LOC.	SALES REP.	DATE ORDERED
14174189	3630530	01/05/26	14174189		2365	1000	12/23/25

14174189 Route: 1007 / 21 ORDER NUMBER: 535547

Bill To:
RAVENNA PUB SCHOOL-USDA
41750 CARTHAGE RD
PO BOX 8400
RAVENNA NE
68869
Att: MANAGER

Ship To:
RAVENNA PUB SCHOOL-USDA
41750 CARTHAGE RD
PO BOX 8400
RAVENNA NE
68869
308 452 3249
DEPT # 00

Remit To:
US Foods, Inc.
DIVISION #2365
15838 COLLECTION CTR DR.
CHICAGO IL
60693-5838
308 382 6581

ShipFrm: 3636 W STOLLEY PARK RD GRAND ISLAND NE *ShipD:* 01/05/26

FrtTrms:
PytTrms: NET 45 DAYS
Spcial Instr:

Qty Ordered	Qty Shipped	Sales Unit	Product Number	Descripton	Pack Size	Label	C D	Weight	Pricing Unit	Unit Price	Extended Price

****
* USDA National Organic Program Indicators:
* = 100% Organic = Organic = Made with organic ingredient(s)
****
* The perishable agricultural commodities listed on this invoice are sold subject to the statutory trust authorized by
* section 5(c) of the Perishable Agricultural Commodities Act, 1930(7 U.S.C 499e(c)). The seller of these commodities
* retains a trust claim over these commodities, all inventories of food or other products derived from these commodities,
* and any receivables or proceeds from the sale of these commodities until full payment is received.
****

ACCOUNT NO.	INVOICE NO.	INVOICE DATE	CUSTOMER NO.	PURCHASE ORDER NUMBER	SALES LOC.	SALES REP.	DATE ORDERED
64121114	4026206	01/19/26	64121114	0	2365	0239	01/12/26

Route: 1007 / 24

ORDER NUMBER: 539160

Bill To:
RAVENNA PUB SCHOOL
41750 CARTHAGE RD
PO BOX 8400
RAVENNA NE
68869
Att: MANAGER

Ship To:
RAVENNA PUB SCHOOL
41750 CARTHAGE RD
PO BOX 8400
RAVENNA NE
68869
308 452 3249
DEPT # 00

Remit To:
US Foods, Inc.
DIVISION #2365
15838 COLLECTION CTR DR.
CHICAGO IL
60693-5838
308 382 6581

ShipFrm: 3636 W STOLLEY PARK RD GRAND ISLAND NE *ShipD:* 01/19/26

FrtTrms:
PytTrms: NET 45 DAYS
Spcial Instr:

Qty Ordered	Qty Shipped	Sales Unit	Product Number	Descripton	Pack Size	Label	C D	Weight	Pricing Unit	Unit Price	Extended Price
				DRY							
2	2	CS	0053207	SALSA, MILD CND SHLF STABL	SCE6/#10 CN	RED GOLD			CS	46.2200	$ 92.44
				NOI DISCOUNT OF 9.42- FOR COMMODITY OF 100332							
				K12 ALLOWANCE-RED GOLD							9.42-
3	3	CS	1308147	POTATO, MSHD DHY ADD WATER	12/28 OZ	IDHN PREM			CS	74.0900	222.27
				NOI DISCOUNT OF 46.41- FOR COMMODITY OF 110227							
				FIDELIS ALLOWANCE - IDAHOAN							46.41-
5	5	CS	6315865	DRESSING, RANCH RC PLST JAR	4/1 GA	MRS CLARKS			CS	35.0100	175.05
2	2	CS	6862122	SAUCE, MNARA TMTO CAN SHLF	6/#10 CN	RED PACK			CS	48.3300	96.66
				NOI DISCOUNT OF 11.70- FOR COMMODITY OF 100332							
				K12 ALLOWANCE-RED GOLD							11.70-
				FROZEN							
2	2	CS	2409013	PORK, STK BRDD WGR 3.85 Z CKD	85/3.85 OZ	PIERRE			CS	77.0300	154.06
				NOI DISCOUNT OF 49.06- FOR COMMODITY OF 100193							
				K12 ALLOWANCE -TYSON							49.06-
3	3	CS	2776458	QUESADILLA, WHL GRAIN CHIX &	96/4.5 OZ	COYOTE GRL			CS	96.0000	288.00
				NOI DISCOUNT OF 37.17- FOR COMMODITY OF 110244							
				FIDELIS ALLOWANCE -SCHWAN'S							37.17-
6	6	CS	8520983	BREADSTICK, MOZZ STUFD 7" BKD	108/3.06 OZ	BOSCO'S			CS	59.1500	354.90
1	1	CS	9564451	PIZZA, SSG TRKY 3.2X5" PRSNL	100/3.67 OZ	TONY'S			CS	76.2000	76.20
				NOI DISCOUNT OF 3.69- FOR COMMODITY OF 110244							
				FIDELIS ALLOWANCE -SCHWAN'S							3.69-
1	1	CS	9707480	CHICKEN, CHNK .63 Z BRDD FRITR	4/7.09 LB	TYSON			CS	83.4400	83.44
				NOI DISCOUNT OF 9.64- FOR COMMODITY OF 100103D							
				NOI DISCOUNT OF 10.45- FOR COMMODITY OF 100103W							
				K12 ALLOWANCE -TYSON							20.09-
2	2	CS	9865379	CHICKEN, CHNK RNDM BRDD W/ MDN	43.5 LB	YNGSSTHTST			CS	185.0600	370.12
				NOI DISCOUNT OF 50.36- FOR COMMODITY OF 100113D							
				FIDELIS ALLOWANCE-LING S							50.36-
				STORAGE LOCATION RECAP(N)							

TOTAL DRY	PIECES ORDERED:	12	PIECES SHIPPED:	12	ITEMS SHIPPED:	4	586.42
TOTAL FROZEN	PIECES ORDERED:	15	PIECES SHIPPED:	15	ITEMS SHIPPED:	6	1326.72

Jessica Anderson

ACCOUNT NO.	INVOICE NO.	INVOICE DATE	CUSTOMER NO.	PURCHASE ORDER NUMBER	SALES LOC.	SALES REP.	DATE ORDERED
64121114	4026206	01/19/26	64121114		2365	0239	01/12/26

Route: 1007 / 24

ORDER NUMBER: 539160

Bill To:
RAVENNA PUB SCHOOL
41750 CARTHAGE RD
PO BOX 8400
RAVENNA NE
68869

Att: MANAGER

Ship To:
RAVENNA PUB SCHOOL
41750 CARTHAGE RD
PO BOX 8400
RAVENNA NE
68869
308 452 3249
DEPT # 00

Remit To:
US Foods, Inc.
DIVISION #2365
15838 COLLECTION CTR DR.
CHICAGO IL
60693-5838
308 382 6581

ShipFrm: 3636 W STOLLEY PARK RD GRAND ISLAND NE *ShipD:* 01/19/26

FrtTrms:
PytTrms: NET 45 DAYS
Spcial Instr:

Qty Ordered	Qty Shipped	Sales Unit	Product Number	Descripton	Pack Size	Label	C D	Weight	Pricing Unit	Unit Price	Extended Price

*** INVOICE SUMMARY ***
*** NOI SUMMARY ***

K12 ALLOWANCE-RED GOLD	21.12-
FIDELIS ALLOWANCE - IDAHOAN	46.41-
K12 ALLOWANCE -TYSON	69.15-
FIDELIS ALLOWANCE -SCHWAN'S	40.86-
FIDELIS ALLOWANCE-LING S	50.36-

TOTAL NET WGT: 758.75 PIECES ORDERED: 27 PIECES SHIPPED: 27 ITEMS SHIPPED: 10
TOTAL GROSS WGT: 824.89

PRODUCT TOTAL $ 1913.14
ALLOWANCES 227.90CR

Kenneth E Schroeder 2-4-26

TAXABLE AMOUNT $ .00
GEN SALES TAX % .00

063100 630000

This amount is an estimate at time of shipping prior to any adjustments made at delivery: $ 1685.24

* You agree with respect to any dispute arising out of your purchase from US Foods: (i) you are giving up your right to serve in any representative capacity, or to participate as a member of a class, in any lawsuit; (ii) you also agree, at US Foods sole option, to submit to binding, individual arbitration of all claims; (iii) such arbitration shall be governed by the Federal Arbitration Act, 9 U.S.C. s.1 and conducted in accordance with the JAMS Comprehensive Arbitration Rules & Procedures; and (iv) each party shall pay half the costs of arbitration, and separately pay its own attorneys' fees and costs.
* Fuel Surcharge: For information about the fuel surcharge, go to:
* https://www.usfoods.com/terms/fuelsurcharge/StandardGridEIAAreaMidwest.html

ACCOUNT NO.	INVOICE NO.	INVOICE DATE	CUSTOMER NO.	PURCHASE ORDER NUMBER	SALES LOC.	SALES REP.	DATE ORDERED
64121114	4026206	01/19/26	64121114		2365	0239	01/12/26

Route: 1007 / 24

ORDER NUMBER: 539160

Bill To:
RAVENNA PUB SCHOOL
41750 CARTHAGE RD
PO BOX 8400
RAVENNA NE
68869

Att: MANAGER

Ship To:
RAVENNA PUB SCHOOL
41750 CARTHAGE RD
PO BOX 8400
RAVENNA NE
68869
308 452 3249
DEPT # 00

Remit To:
US Foods, Inc.

DIVISION #2365
15838 COLLECTION CTR DR.
CHICAGO IL
60693-5838
308 382 6581

ShipFrm: 3636 W STOLLEY PARK RD GRAND ISLAND NE *ShipD:* 01/19/26

FrtTrms:
PytTrms: NET 45 DAYS
Spcial Instr:

Qty Ordered	Qty Shipped	Sales Unit	Product Number	Descripton	Pack Size	Label	C D	Weight	Pricing Unit	Unit Price	Extended Price

***

Receipt was successfully updated.

RAVENNA PS, NE Ordering for RAVENNA PS

Edit Receipt

Edit Receipt Detail	
Order Summary For:	YNE373
Order Confirmation Number:	F25350002396
Program:	NSLP
Requested Delivery Date:	Tue 01/06/2026
Order Date:	Tue 12/16/2025

Item Code	Description	Case Contents	Case Price	Case Order Qty	Case Receipt Qty	Receipt Cost	Fund Source	Reason for Receipt Q Difference
16Z07	APPLES FR FUJI 100-113 CT 40 LB CS	40 LB	$41.50	1	1	$41.50	Federal	N/A
16W37	BROCCOLI FLORETS CHL 4/3 LB BG	12 LB	$34.50	1	1	$34.50	Federal	N/A
15A33	CARROTS CHL BABY SLIMS 4/5LB BG	20 LB	$29.45	1	1	$29.45	Federal	N/A
16W38	CAULIFLORETS CHL 2/3 LB PG	6 LB	$29.65	1	1	$29.65	Federal	N/A
15P55	CELERY CHL STICKS 5 LB CS	5 LB	$14.25	1	1	$14.25	Federal	N/A
16P98	CUCUMBERS FR 5 LB CS	5 LB	$8.25	8	8	$66.00	Federal	N/A
14A02	ORANGES FR 113 CT 35 LB CS	35 LB	$36.50	1	1	$36.50	Federal	N/A
17D04	PEPPERS GRN FR SWT BELL MED 5 LB BG/CS	5 LB	$9.30	1	1	$9.30	Federal	N/A
16357	PEPPERS RED FR SWT 5 LB CS	5 LB	$11.70	1	1	$11.70	Federal	N/A
16N40	POTATO BAKING RUSSET FR 10/5 LB BG	50 LB	$22.00	1	1	$22.00	Federal	N/A
17D63	SALAD MIX CHL 3-WAY 4/5 LB BG	20 LB	$33.54	2	2	$67.08	Federal	N/A
17T98	SPINACH CHL 2.5 LB BG	3 LB	$10.25	1	1	$10.25	Federal	N/A

This order was receipted on 1/6/2026 1:55:42 PM CT.

Fund Balance for NSLP

Federal Dollars represent a shared pot of money controlled by RAVENNA PS, NE

Description	State $	Federal $	GOVT $
Starting Balance	N/A	$15,001.00	N/A
Spent, Previous Orders	$0.00	$7,341.65	$0.00
Cost, This Order	$0.00	$372.18	$0.00
Remaining Balance	N/A	$7,287.17	$0.00

Print

Go Back to the List of Receipts

Kenneth E Schroeder
2-4-26

BILL OF LADING

Invoice #: 00852643
Invoice Date: 01/06/26
Terms: NET 21 DAYS
PO #: 01/06/2026
Route/Stop: 11400 280
Customer: YNE373

FreshEdge®

GREENBERG FRUIT COMPANY

9705 I St. Omaha, NE 68127

38

Telephone: 402-339-6900
Toll free:

Delivered By:

SOLD TO: DSO RAVENNA PUBLIC SCHOOL
41750 CARTHAGE ROAD
RAVENNA, NE 68869

PHONE: 308-440-856

SOBL7D003002
008526430001

SHIP TO: DSO RAVENNA PUBLIC SCHOOL
41750 CARTHAGE ROAD
RAVENNA, NE 68869

PHONE: 308-440-0856

ITEM CODE	ORDER QTY	SHIP QTY	UNIT	COO	PRODUCT DESCRIPTION	
01500	1	1			ORANGE 113	113 CT
03150	1	1			CARROT BABY SLIM CUT	4/5 LB
07509	1	1			CELERY STICKS	5 LB
07580	1	1			PEPPER RED	5 LB
02650	1	1			POTATO RUSSETS	10/5 LB
07503	8	8			CUCUMBER	5 LB
03000	1	1			BROCCOLI FLORETS	4/3 LB
03200	1	1			CAULIFLOWER FLORET	2/3 LB
01113	1	1			APPLES FUJI	100-113 CT
07528	1	1			PEPPER GREEN	5 LB
03320	2	2			LETTUCE SALAD MIX	4/5 LB
07527	1	1			SPINACH	2.5 LB
	20	20				

Recieved By:

Name (Print) / Jessica Anderson Signature Date

The perishable agricultral commodities listed on this invoice are sold subject to the statutory trust authorized by section 5C of the Perishable Agricultrual Commodities Act, 1930 (7 U.S.C. 499e(c)). The seller of these commodities retains a trust claim over these commodities, all inventories of food or other products derived from these commodities, and any receivables or proceeds from the sale of these commodities until full payment is received.

Special Instructions

Receipt was successfully updated.

RAVENNA PS, NE Ordering for RAVENNA PS

Edit Receipt

Edit Receipt Detail	
Order Summary For:	YNE373
Order Confirmation Number:	F26006005561
Program:	NSLP
Requested Delivery Date:	Tue 01/13/2026
Order Date:	Tue 01/06/2026

Item Code	Description	Case Contents	Case Price	Case Order Qty	Case Receipt Qty	Receipt Cost	Fund Source	Reason for Receipt Q Difference
18G67	APPLES FR G/D USF/XF 100-113 CT 40 LB CS	40 LB	$42.00	1	1	$42.00	Federal	N/A
16W37	BROCCOLI FLORETS CHL 4/3 LB BG	12 LB	$34.50	1	1	$34.50	Federal	N/A
15A33	CARROTS CHL BABY SLIMS 4/5LB BG	20 LB	$29.45	1	1	$29.45	Federal	N/A
16W38	CAULIFLORETS CHL 2/3 LB PG	6 LB	$29.65	1	1	$29.65	Federal	N/A
18F71	CLEMENTINES FR 10/3 LB BG 30 LB CS	30 LB	$46.65	1	1	$46.65	Federal	N/A
16P98	CUCUMBERS FR 5 LB CS	5 LB	$8.25	5	5	$41.25	Federal	N/A
14A02	ORANGES FR 113 CT 35 LB CS	35 LB	$36.50	1	1	$36.50	Federal	N/A
17D04	PEPPERS GRN FR SWT BELL MED 5 LB BG/CS	5 LB	$9.30	1	1	$9.30	Federal	N/A
16357	PEPPERS RED FR SWT 5 LB CS	5 LB	$11.70	1	1	$11.70	Federal	N/A
15D41	SALAD MIX CHL ROMAINE BLEND 4/5 LB BG	20 LB	$37.44	2	2	$74.88	Federal	N/A
17T98	SPINACH CHL 2.5 LB BG	3 LB	$10.25	1	1	$10.25	Federal	N/A
15N71	TOMATO LARGE 1/10 LB CS	10 LB	$17.25	1	1	$17.25	Federal	N/A

This order was receipted on 1/13/2026 2:10:58 PM CT.

Fund Balance for NSLP

Federal Dollars represent a shared pot of money controlled by RAVENNA PS, NE

Description	State $	Federal $	GOVT $
Starting Balance	N/A	$15,001.00	N/A
Spent, Previous Orders	$0.00	$7,713.83	$0.00
Cost, This Order	$0.00	$383.38	$0.00
Remaining Balance	N/A	$6,903.79	$0.00

Print

Go Back to the List of Receipts

Kenneth E Schroeder
2-4-26

BILL OF LADING

Invoice #: 00853243
Invoice Date: 01/13/26
Terms: NET 21 DAYS
PO #: 01/13/2026
Route/Stop: 11400 280
Customer: YNE373

FreshEdge® 38

GREENBERG FRUIT COMPANY

9705 I St. Omaha, NE 68127

Telephone: 402-339-6900
Toll free:

Delivered By:

SOLD TO: DSO RAVENNA PUBLIC SCHOOL
41750 CARTHAGE ROAD
RAVENNA, NE 68869

PHONE: 308-440-856

SOBL7D003002
008532430001

SHIP TO: DSO RAVENNA PUBLIC SCHOOL
41750 CARTHAGE ROAD
RAVENNA, NE 68869

PHONE: 308-440-0856

ITEM CODE	ORDER QTY	SHIP QTY	UNIT	COO	PRODUCT DESCRIPTION	
01500	1	1			ORANGE 113	113 CT
03150	1	1			CARROT BABY SLIM CUT	4/5 LB
03309	2	2			LETTUCE ROMAINE ICEBERG BL	4/5 LB
02803	1	1			TOMATO 5X6 SINGLE LAYER	10 LB
07580	1	1			PEPPER RED	5 LB
07503	5	5			CUCUMBER	5 LB
03000	1	1			BROCCOLI FLORETS	4/3 LB
03200	1	1			CAULIFLOWER FLORET	2/3 LB
07528	1	1			PEPPER GREEN	5 LB
07527	1	1			SPINACH	2.5 LB
01515	1	1			CLEMENTINES	10/3 LB
01000	1	1			APPLES GOLD DELICIOUS	CASE
	17	17				

Recieved By:

Name (Print) / Jessica Anderson Signature Date

The perishable agricultral commodities listed on this invoice are sold subject to the statutory trust authorized by section 5C of the Perishable Agricultrual Commodities Act, 1930 (7 U.S.C. 499e(c)). The seller of these commodities retains a trust claim over these commodities, all inventories of food or other products derived from these commodities, and any receivables or proceeds from the sale of these commodities until full payment is received.

Special Instructions

Receipt was successfully updated.

RAVENNA PS, NE Ordering for RAVENNA PS

Edit Receipt

Edit Receipt Detail	
Order Summary For:	YNE373
Order Confirmation Number:	F26013004363
Program:	NSLP
Requested Delivery Date:	Tue 01/20/2026
Order Date:	Tue 01/13/2026

Item Code	Description	Case Contents	Case Price	Case Order Qty	Case Receipt Qty	Receipt Cost	Fund Source	Reason for Receipt Q Difference
18J04	APPLES FR G/S 113-125 CT 40 LB CS	40 LB	$40.50	1	1	$40.50	Federal	N/A
16W37	BROCCOLI FLORETS CHL 4/3 LB BG	12 LB	$32.50	1	1	$32.50	Federal	N/A
15A33	CARROTS CHL BABY SLIMS 4/5LB BG	20 LB	$29.45	1	1	$29.45	Federal	N/A
16W38	CAULIFLORETS CHL 2/3 LB PG	6 LB	$29.65	2	2	$59.30	Federal	N/A
15P55	CELERY CHL STICKS 5 LB CS	5 LB	$14.25	1	1	$14.25	Federal	N/A
16P98	CUCUMBERS FR 5 LB CS	5 LB	$8.00	5	5	$40.00	Federal	N/A
14G62	GRAPEFRUIT FR USF 12/3 LB BG	36 LB	$46.45	1	1	$46.45	Federal	N/A
15A62	ONIONS YEL CHL DICE 5 LB BG	5 LB	$12.50	1	1	$12.50	Federal	N/A
17D04	PEPPERS GRN FR SWT BELL MED 5 LB BG/CS	5 LB	$9.09	1	1	$9.09	Federal	N/A
16357	PEPPERS RED FR SWT 5 LB CS	5 LB	$14.10	1	1	$14.10	Federal	N/A
15D41	SALAD MIX CHL ROMAINE BLEND 4/5 LB BG	20 LB	$26.69	2	2	$53.38	Federal	N/A
17T98	SPINACH CHL 2.5 LB BG	3 LB	$10.49	1	1	$10.49	Federal	N/A
16P45	TOMATO CHL DICE FOR TACOS 1/ 5 LB BG	1 BG	$17.50	1	1	$17.50	Federal	N/A

This order was receipted on 1/20/2026 2:07:47 PM CT.

Fund Balance for NSLP

Federal Dollars represent a shared pot of money controlled by RAVENNA PS, NE

Description	State $	Federal $	GOVT $
Starting Balance	N/A	$15,001.00	N/A
Spent, Previous Orders	$0.00	$8,097.21	$0.00
Cost, This Order	$0.00	$379.51	$0.00
Remaining Balance	N/A	$6,524.28	$0.00

Print

Go Back to the List of Receipts

Kenneth E Schroeder
2-4-26

BILL OF LADING

Invoice #: 00853990
Invoice Date: 01/19/26
Terms: NET 21 DAYS
PO #: 01/20/2026
Route/Stop: 11400 240
Customer: YNE373

FreshEdge®

GREENBERG FRUIT COMPANY

38

Telephone: 402-339-6900
Toll free:
Delivered By:

9705 I St. Omaha, NE 68127

SOLD TO: DSO RAVENNA PUBLIC SCHOOL
41750 CARTHAGE ROAD
RAVENNA, NE 68869

PHONE: 308-440-856

SOBL7D003002
008539900001

SHIP TO: DSO RAVENNA PUBLIC SCHOOL
41750 CARTHAGE ROAD
RAVENNA, NE 68869

PHONE: 308-440-0856

ITEM CODE	ORDER QTY	SHIP QTY	UNIT	COO	PRODUCT DESCRIPTION	
07019	1	1			GRAPEFRUIT RED	12/3 LB
03150	1	1			CARROT BABY SLIM CUT	4/5 LB
07579	1	1			ONION DICED 5#	5 LB
03309	2	2			LETTUCE ROMAINE ICEBERG BL	4/5 LB
07509	1	1			CELERY STICKS	5 LB
07580	1	1			PEPPER RED	5 LB
07545	1	1			TOMATOES DICED	5 LB
07503	5	5			CUCUMBER	5 LB
03000	1	1			BROCCOLI FLORETS	4/3 LB
03200	2	2			CAULIFLOWER FLORET	2/3 LB
07528	1	1			PEPPER GREEN	5 LB
07527	1	1			SPINACH	2.5 LB
01053	1	1			APPLES GRANNY SMITH	113-125 CT
	19	19				

Recieved By:

Name (Print) / Jessica Anderson Signature 1/20/26 Date

The perishable agricultral commodities listed on this invoice are sold subject to the statutory trust authorized by section 5C of the Perishable Agricultrual Commodities Act, 1930 (7 U.S.C. 499e(c)). The seller of these commodities retains a trust claim over these commodities, all inventories of food or other products derived from these commodities, and any receivables or proceeds from the sale of these commodities until full payment is received.

Special Instructions

Receipt was successfully updated.

RAVENNA PS, NE Ordering for RAVENNA PS

Edit Receipt

Edit Receipt Detail	
Order Summary For:	YNE373
Order Confirmation Number:	F26020007101
Program:	NSLP
Requested Delivery Date:	Tue 01/27/2026
Order Date:	Tue 01/20/2026

Item Code	Description	Case Contents	Case Price	Case Order Qty	Case Receipt Qty	Receipt Cost	Fund Source	Reason for Receipt Q Difference
18G67	APPLES FR G/D USF/XF 100-113 CT 40 LB CS	40 LB	$42.00	1	1	$42.00	Federal	N/A
15A33	CARROTS CHL BABY SLIMS 4/5LB BG	20 LB	$29.45	1	1	$29.45	Federal	N/A
16W38	CAULIFLORETS CHL 2/3 LB PG	6 LB	$29.65	2	2	$59.30	Federal	N/A
15P55	CELERY CHL STICKS 5 LB CS	5 LB	$14.25	1	1	$14.25	Federal	N/A
16P51	COLE SLAW MIX CHL 1/5 LB BG	1 BG	$9.88	1	1	$9.88	Federal	N/A
16P98	CUCUMBERS FR 5 LB CS	5 LB	$8.00	5	5	$40.00	Federal	N/A
18H63	LEMONS FR 165 CT 40 LB CS	40 LB	$53.45	1	1	$53.45	Federal	N/A
14A02	ORANGES FR 113 CT 35 LB CS	35 LB	$36.50	1	1	$36.50	Federal	N/A
17D04	PEPPERS GRN FR SWT BELL MED 5 LB BG/CS	5 LB	$9.09	2	2	$18.18	Federal	N/A
16357	PEPPERS RED FR SWT 5 LB CS	5 LB	$14.10	1	1	$14.10	Federal	N/A
17D63	SALAD MIX CHL 3-WAY 4/5 LB BG	20 LB	$23.79	2	2	$47.58	Federal	N/A
15D42	SALAD MIX CHL SPRING MIX 3 LB CS	3 LB	$12.89	1	1	$12.89	Federal	N/A

This order was receipted on 1/27/2026 1:58:22 PM CT.

Fund Balance for NSLP

Federal Dollars represent a shared pot of money controlled by RAVENNA PS, NE

Description	State $	Federal $	GOVT $
Starting Balance	N/A	$15,001.00	N/A
Spent, Previous Orders	$0.00	$8,476.72	$0.00
Cost, This Order	$0.00	$377.58	$0.00
Remaining Balance	N/A	$6,146.70	$0.00

Print

Go Back to the List of Receipts

Kenneth E Schroeder
2-4-26

BILL OF LADING

Invoice #: 00854751
Invoice Date: 01/27/26
Terms: NET 21 DAYS
PO #: 01/27/2026
Route/Stop: 11400 280
Customer: YNE373

FreshEdge®

GREENBERG FRUIT COMPANY

36

Telephone: 402-339-6900
Toll free:

Delivered By:

9705 I St. Omaha, NE 68127

SOLD TO: DSO RAVENNA PUBLIC SCHOOL
41750 CARTHAGE ROAD
RAVENNA, NE 68869

PHONE: 308-440-856

SOBL7D003002
008547510001

SHIP TO: DSO RAVENNA PUBLIC SCHOOL
41750 CARTHAGE ROAD
RAVENNA, NE 68869

PHONE: 308-440-0856

ITEM CODE	ORDER QTY	SHIP QTY	UNIT	COO	PRODUCT DESCRIPTION	
01500	1	1			ORANGE 113	113 CT
03150	1	1			CARROT BABY SLIM CUT	4/5 LB
02423	1	1			LETTUCE TUSCAN BLEND	3 LB
07509	1	1			CELERY STICKS	5 LB
07580	1	1			PEPPER RED	5 LB
07506	1	1			CABBAGE MIX W/CAR	5 LB
07503	5	5			CUCUMBER	5 LB
03200	2	2			CAULIFLOWER FLORET	2/3 LB
07528	2	2			PEPPER GREEN	5 LB
03320	2	2			LETTUCE SALAD MIX	4/5 LB
01000	1	1			APPLES GOLD DELICIOUS	CASE
01456	1	1			LEMONS	165 CT
	19	19				

Recieved By:

Name (Print) / Jessica Anderson Signature Date

The perishable agricultral commodities listed on this invoice are sold subject to the statutory trust authorized by section 5C of the Perishable Agricultrual Commodities Act, 1930 (7 U.S.C. 499e(c)). The seller of these commodities retains a trust claim over these commodities, all inventories of food or other products derived from these commodities, and any receivables or proceeds from the sale of these commodities until full payment is received.

Special Instructions

Expenditure Report by Op. Unit/Function

Account Number	Account Description	Revised Budget	During Month	Expenditures to Date	% of Budget	Balance at EOM	Encumbrances	Unencumbered Balance
06 Lunch								
06 3100 610 000	GENERAL SUPPLIES	0.00	945.95	6,873.41	0.00	(6,873.41)	0.00	(6,873.41)
06 3100 630 000	FOOD	0.00	18,891.28	107,193.88	0.00	(107,193.88)	0.00	(107,193.88)
3100 FOOD SERVICES		0.00	19,837.23	114,067.29	0.00	(114,067.29)	0.00	(114,067.29)
		0.00	19,837.23	114,067.29	0.00	(114,067.29)	0.00	(114,067.29)
06 3100 110 000 000	Salary	0.00	8,281.54	59,553.55	0.00	(59,553.55)	0.00	(59,553.55)
06 3100 120 000 000	Sub Salaries	0.00	557.85	2,573.57	0.00	(2,573.57)	0.00	(2,573.57)
06 3100 130 000 000	Overtime Salaries	0.00	304.58	2,293.18	0.00	(2,293.18)	0.00	(2,293.18)
06 3100 210 000 000	Health Insurance	0.00	3,417.91	21,390.92	0.00	(21,390.92)	0.00	(21,390.92)
06 3100 220 000 000	Fica	0.00	647.72	4,616.82	0.00	(4,616.82)	0.00	(4,616.82)
06 3100 230 000 000	Retirement	0.00	693.75	4,986.84	0.00	(4,986.84)	0.00	(4,986.84)
06 3100 431 000 000	Repair	0.00	0.00	1,214.92	0.00	(1,214.92)	0.00	(1,214.92)
3100 FOOD SERVICES		0.00	13,903.35	96,629.80	0.00	(96,629.80)	0.00	(96,629.80)
000 DISTRICT WIDE		0.00	13,903.35	96,629.80	0.00	(96,629.80)	0.00	(96,629.80)
06 Lunch		0.00	33,740.58	210,697.09	0.00	(210,697.09)	0.00	(210,697.09)

Expenditure Report by Op. Unit/Function

Account Number	Account Description	Revised Budget	During Month	Expenditures to Date	% of Budget	Balance at EOM	Encumbrances	Unencumbered Balance
Grand Total:		0.00	33,740.58	210,697.09	0.00	(210,697.09)	0.00	(210,697.09)

Revenue Detail

Account Number		Account Description	Budget	Month to Date	Year to Date
8	Revenue				
06 1510		Interest	0.00	4.16	29.76
06 1611		Student Lunches	0.00	10,726.99	59,934.62
06 1612		Daily Sales-Breakfast	0.00	0.00	0.00
06 1613		Special Milk	0.00	0.00	0.00
06 1620		Daily Sales-Adult/A la Carte	0.00	841.41	4,730.85
06 1650		Daily Sales-Summer Food Programs	0.00	0.00	0.00
06 2100		State Reimbursement	0.00	0.00	0.00
06 2200		Breakfast	0.00	0.00	0.00
06 3150		STATE REIMBURSEMENT	0.00	0.00	0.00
06 4210		FEDERAL REIMB. NSLP	0.00	13,253.38	75,514.29
06 5000		Trans From Savings	0.00	0.00	0.00
06 5200		School Dist Contrib.	0.00	0.00	0.00
06 5690		Other Income	0.00	20.40	(306.14)
06 9000		Non Program Receipts	0.00	0.00	0.00
06 9005		Interfund loan from GF to LF	0.00	0.00	0.00
06	Lunch		0.00	24,846.34	139,903.38
8	Revenue		0.00	24,846.34	139,903.38

APPLICATION AND CERTIFICATION FOR PAYMENT

TO OWNER: Ravenna Public Schools
41750 Carthage Rd
Ravenna, NE 68869

PROJECT:
Ravenna Public Schools

APPLICATION NO: 4
PERIOD TO: 1/31/2026
INVOICE DATE: 2/1/2026
INVOICE NO: 800830

1/31/2026 Distribution to:
X OWNER
X ARCHITECT

FROM CONTRACTOR:
BD Construction, Inc./Kearney
PO Box 726
Kearney, NE 68848

VIA ARCHITECT:
Wilkins Architecture Design Planning LLC
~~2908 W 39th Street, Suite A~~ 2204 University Drive, Suite 130 (JJS)
Kearney, NE 68845

PROJECT NOS: 25-02-025 18025

CONTRACT FOR:
Ravenna Public Schools

CONTRACTOR'S APPLICATION FOR PAYMENT

Application is made for payment, as shown below, in connection with the Contract.
Continuation Sheet, AIA Document G703, is attached.

The undersigned Contractor certifies that to the best of the Contractor's knowledge, information and belief the Work covered by this Application for Payment has been completed in accordance with the Contract Documents, that all amounts have been paid by the Contractor for Work for which previous Certificates for Payment were issued and payments received from the Owner, and that current payment shown herein is now due.

1. ORIGINAL CONTRACT SUM			7,013,117.19
2. Net change by Change Orders		$	0.00
3. CONTRACT SUM TO DATE (Line 1 ± 2)		$	7,013,117.19
4. TOTAL COMPLETED & STORED TO DATE (Column G on G703)		$	838,406.38
5. RETAINAGE:			
a. 5 % of Completed Work (Column D + E on G703)	$ 41,920.32		
b. ____ % of Stored Material (Column F on G703)	$		
Total Retainage (Lines 5a + 5b or Total in Column I of G703)		$	41,920.32
6. TOTAL EARNED LESS RETAINAGE (Line 4 Less Line 5 Total)		$	796,486.06
7. LESS PREVIOUS CERTIFICATES FOR PAYMENT (Line 6 from prior Certificate)		$	452,947.58
8. CURRENT PAYMENT*		$	343,538.48
9. BALANCE TO FINISH, INCLUDING RETAINAGE		$	6,174,710.81

CHANGE ORDER SUMMARY	ADDITIONS	DEDUCTIONS
Total changes approved in previous months by Owner	$0.00	$0.00
Total approved this Month	$0.00	$0.00
TOTALS	$0.00	$0.00
NET CHANGES by Change Order		$0.00

Lisa Amen 2/1/2026
Lisa Amen, Project Manager — Date

Linette Butler 2/1/2026
Linette Butler, General Manager — Date

Joseph Synek 02-03-2026
Joseph Synek, Wilkins Architecture Design Planning LLC — Date

OK to pay
KSchrade
2-4-26

BD construction

Thank you for choosing BD Construction, Inc./Kearney

* TERMS: NET 10 DAYS

Schedule of Values

Project: Ravenna Public Schools

Location: Revanna, NE

Date: 1/31/2026

CSI	Description	Contractor / Supplier	Total Sheet	Updated Contract	Billed To Date	Balance To Finish	Percent Complete	Draw #4
01-0000-00	Pre-Construction General Conditions		$ 29,360.00	$ 29,360.00	$ 29,320.00	$ 40.00	#DIV/0!	
	PROJECT DURATION							
01-3113-10	Sr. Accounting		$ 760.00	$ 760.00	$ 375.00	$ 385.00	49%	
01-3113-20	Accounting		$ 640.00	$ 640.00	$ 300.00	$ 340.00	47%	
01-3113-30	Sr. Estimating		$ 18,000.00	$ 18,000.00	$ 14,400.00	$ 3,600.00	80%	
01-3113-42	Scheduler		$ -	$ -	$ 875.00	$ (875.00)	#DIV/0!	
01-3113-50	Project Manager		$ -	$ -	$ -	$ -	#DIV/0!	
01-3113-75	Contract Administration		$ 960.00	$ 960.00	$ 3,625.00	$ (2,665.00)	378%	
01-3113-85	Marketing Director		$ -	$ -	$ -	$ -	#DIV/0!	
01-3113-80	Project Executive		$ 9,000.00	$ 9,000.00	$ 9,745.00	$ (745.00)	108%	
01	General Conditions		$ 472,187.50	$ 472,187.50	$ 110,977.08	$ 361,210.42	24%	
	PROJECT DURATION	13 Months						
01-3113-10	Sr. Accounting		$ 10,640.00	$ 10,640.00	$ 2,000.00	$ 8,640.00	19%	$ 750.00
01-3113-20	Accounting		$ 17,920.00	$ 17,920.00	$ 1,500.00	$ 16,420.00	8%	$ 650.00
01-3113-30	Construction Op Director (Sr. Estimating)		$ -	$ -	$ 900.00	$ (900.00)	#DIV/0!	$ 300.00
01-3113-42	Scheduler		$ 7,000.00	$ 7,000.00	$ 1,750.00	$ 5,250.00	25%	$ 375.00
01-3113-44	Field Operations Director (Mgr)		$ 33,600.00	$ 33,600.00	$ 7,950.00	$ 25,650.00	24%	$ 3,675.00
01-3113-50	Project Manager		$ 86,500.00	$ 86,500.00	$ 27,485.00	$ 59,015.00	32%	$ 4,997.50
01-3113-55	Assistant Project Manager		$ 20,160.00	$ 20,160.00	$ 9,225.00	$ 10,935.00	46%	$ 2,520.00
01-3113-60	Superintendent		$ 280,000.00	$ 280,000.00	$ 50,655.00	$ 229,345.00	18%	$ 18,240.00
	Overtime		$ -	$ -	$ -	$ -		$ -
	Meals		$ -	$ -	$ -	$ -	#DIV/0!	
	Lodging		$ -	$ -	$ -	$ -	#DIV/0!	
	Monthly Bonus		$ -	$ -	$ -	$ -	#DIV/0!	
	Mileage		$ 2,100.00	$ 2,100.00	$ 1,093.60	$ 1,006.40	52%	$ 401.30
	Travel - Administration			$ -	$ -	$ -		
	Mileage		$ 487.50	$ 487.50	$ 481.60	$ 5.90	99%	$ 263.20
01-3113-65	Assistant Superintendent		$ -	$ -	$ 6,889.38	$ (6,889.38)	#DIV/0!	$ 4,381.88
	Overtime			$ -	$ -	$ -		
01-3113-70	Safety Consultant		$ 2,100.00	$ 2,100.00	$ 147.50	$ 1,952.50	7%	$ 147.50
01-3113-75	Contract Administration		$ 1,600.00	$ 1,600.00	$ -	$ 1,600.00	0%	
	Overtime			$ -	$ -	$ -		
01-3113-80	Project Executive		$ 10,080.00	$ 10,080.00	$ 900.00	$ 9,180.00	9%	$ 540.00
01-3113-90	Administration Support		$ -	$ -	$ -	$ -		
01	General Requirements		$ 212,774.85	$ 212,774.85	$ 53,617.97	$ 159,156.88	25%	
01-3100-40	Incidental Construction Services		$ 19,500.00	$ 19,500.00	$ 3,529.83	$ 15,970.17	18%	$ 70.46
01-3100-50	Plan Documents		$ -	$ -	$ -	$ -		
01-3113-85	Marketing	Const. Entrance Sign	$ -	$ -	$ 405.85	$ (405.85)		
01-3300-10	Electronic Shop Drawing Reviewal Process	Submittal Exhange & Autodesk Build	$ 10,440.00	$ 10,440.00	$ 10,440.00	$ -	100%	
01-4126-10	Permits Up to 10,000 SF		$ 500.00	$ 500.00	$ 320.00	$ 180.00		
01-4126-20	Fire Marshall Permit	Fire Marshall	$ 500.00	$ 500.00	$ -	$ 500.00		
01-4523-10	Soil Compaction Testing	Architects Allowance	$ 10,000.00	$ 10,000.00	$ 2,270.00	$ 7,730.00	23%	$ 1,030.00
01-4523-20	Geotech services / site investigation / Staking	Allowance	$ 4,500.00	$ 4,500.00	$ -	$ 4,500.00	0%	
01-4523-30	Concrete Testing	Included in Soil testing above		$ -	$ -	$ -		
01-4710-10	Builders Risk Insurance	Allowance - Hub Int'l	$ -	$ -	$ -	$ -	#DIV/0!	
01-4710.10	Project Specific Liability Insurance		$ 3,500.00	$ 3,500.00	$ 807.69	$ 2,692.31	23%	$ 269.23
01-4710.99	Project Software		$ 750.00	$ 750.00	$ 2,618.62	$ (1,868.62)	349%	
	Temporary Utilities							
01-5113-10	Temporary Electrical		$ 2,925.00	$ 2,925.00	$ 386.97	$ 2,538.03	13%	$ 386.97

CSI	Description	Contractor / Supplier	Total Sheet	Updated Contract	Billed To Date	Balance To Finish	Percent Complete	Draw #4
01-5113-10	Power Office Trailer		$ 1,500.00	$ 1,500.00	$ -	$ 1,500.00	0%	
01-5123-10	Temporary Heat		$ -	$ -	$ -	$ -	#DIV/0!	
01-5133-10	Temporary Telephone / Internet		$ 3,575.00	$ 3,575.00	$ 403.50	$ 3,171.50	11%	$ 338.72
01-5136-10	Temporary Water Drinking		$ 455.00	$ 455.00	$ -	$ 455.00	0%	
01-5136-20	Temporary Water Construction	OWNER	$ -	$ -	$ -	$ -		
01-5213-10	Prjt Field Office Delivery		$ 270.00	$ 270.00	$ -	$ 270.00	0%	
01-5213-20	Project Field Office Rent		$ 8,450.00	$ 8,450.00	$ 1,300.00	$ 7,150.00	15%	$ 650.00
01-5213-20	Storage / Connex Rent		$ 9,100.00	$ 9,100.00	$ 2,100.00	$ 7,000.00	23%	$ 700.00
01-5219-10	Sanitary Facilities		$ 4,900.00	$ 4,900.00	$ 287.50	$ 4,612.50	6%	$ 191.90
01-5626-10	Temp Chain Link Fence		$ 8,000.00	$ 8,000.00	$ 5,951.20	$ 2,048.80		
01-5813-10	Project Signage		$ -	$ -	$ -	$ -		
10-4400-99	Knox Box w/ Installation		$ 1,250.00	$ 1,250.00	$ -	$ 1,250.00		
01-7113-10	Mobilization & DeMobilization	Allowance	$ 6,000.00	$ 6,000.00	$ 6,792.08	$ (792.08)	113%	$ 367.22
01-7113-20	Closeout Procedures	Allowance	$ 3,500.00	$ 3,500.00	$ -	$ 3,500.00	0%	
01-7419-10	Refuse Collection & Disposal		$ 16,250.00	$ 16,250.00	$ -	$ 16,250.00	0%	
01-7423-10	Rough Cleaning		$ 7,735.00	$ 7,735.00	$ -	$ 7,735.00	0%	
01-7423-10	Final Cleaning	*60,462 SF*	$ 11,399.85	$ 11,399.85	$ -	$ 11,399.85	0%	
60-1000-99	Survey (Site Plan)		$ 4,000.00	$ 4,000.00	$ 3,155.85	$ 844.15		$ 3,155.85
60-5000-99	Architectural & MEP Design Fees	Included in architectural fee below			$ -			
70-7000-99	Vehicle Use and Fuel		$ 16,250.00	$ 16,250.00	$ 3,750.00	$ 12,500.00	23%	$ 1,250.00
70-1000-20	Fuel - equipment		$ 5,525.00	$ 5,525.00	$ 98.88	$ 5,426.12	2%	$ 70.05
70-7000-99	Equipment - All Other including Fuel		$ 52,000.00	$ 52,000.00	$ 9,000.00	$ 43,000.00	17%	$ 4,000.00
02	**Existing Conditions**		$ 119,724.00	$ 119,724.00	$ 2,500.00	$ 117,224.00		
02	*Temporary Walls (separation, enclosures, barricades)*	*Allowance*	$ 15,000.00	$ 15,000.00	$ -	$ 15,000.00	0%	
02-4100.99	*Interior Demolition*	*Cederburg Demo*	$ 97,224.00	$ 97,224.00	$ 2,500.00	$ 94,724.00	3%	
02-4100.99	*Floor grinding / prep*	*Allowance*	*$ 7,500.00*	$ 7,500.00	$ -	$ 7,500.00		
03	***Concrete***		$338,197.98	$338,197.98	$ 84,865.69	$253,332.29	25%	
03-3000-99	*Building Concrete (foundation, floors, stoops)*	*Heartland Concrete*	*$284,871.03*	$ 284,871.03	$ 56,538.74	$ 228,332.29	20%	$ 14,037.11
	Misc Concrete (fill sand, VB, dowels, rebar supports et	*Allowance*	*$15,000.00*	$ 15,000.00	$ -	$ 15,000.00		
03-3000.00	*Concrete R&R*	*Allowance*	*$10,000.00*	$ 10,000.00	$ -	$ 10,000.00		
	Reinforcing Steel (including mesh)	*Concrete Industries*	*$28,326.95*	$ 28,326.95	$ 28,326.95	$ -	100%	
04	**Masonry**		$ 649,570.00	$ 649,570.00	$ 78,815.00	$ 570,755.00	12%	
04-2000.99	*Masonry - Brick Veneer*	*Masonry Unlimited*	*$ 649,570.00*	$ 649,570.00	$ 78,815.00	$ 570,755.00	12%	$ 45,710.00
04-2000.99	*Masonry - Cast Stone*	*Masonry Unlimited*						
04-2000.99	*Masonry - CMU*	*Masonry Unlimited*			$ -			
05	**Metals**		$429,183.35	$429,183.35	$ 164,135.00	$265,048.35	38%	
	Structural Steel (misc steel - lintels etc...)							
05-5000-99	*Misc Steel*	*1*	*$ 10,000.00*	$ 10,000.00	$ -	$ 10,000.00		
	Structural Steel Fab	*4G Steel Fab*	*$ 259,135.00*	$ 259,135.00	$ 164,135.00	$ 95,000.00		$ 152,750.00
	Structural Steel Erection	*Schroeder Steel Erection*	*$ 160,048.35*	$ 160,048.35	$ -	$ 160,048.35		
06	**Wood, Plastics & Composites**		$ 221,848.85	$ 221,848.85	$ 9,231.11	$ 212,617.74	4%	
06-1000-10	*Rough Carpentry*	*BD Construction*	*$ 137,490.24*	$ 137,490.24	$ -	$ 137,490.24	0%	
	Casework	*Architectural Arts*	*$ 84,358.61*	$ 84,358.61	$ 9,231.11	$ 75,127.50		$ 4,173.75
07	**Thermal & Moisture Protection**		$ 320,154.00	$ 320,154.00	$ -	$ 320,154.00	0%	
07-2100.10	*Insulation - Spray / Foam*	*Allowance*	*$ 15,000.00*	$ 15,000.00	$ -	$ 15,000.00		
07-2500-10	Expansion Joint Covers	*Allowance*	*$ 4,500.00*	$ 4,500.00	$ -	$ 4,500.00		
	EIFS	*NONE*						
	VE Item #4b - EIFS in lieu of metal panel	*J&H Contracting*	*$ 61,900.00*	$ 61,900.00	$ -	$ 61,900.00		
	Bottom of EIFS flashing: VE Item #4b - EIFS in lieu o	*Allowance*	*$ 10,000.00*	$ 10,000.00	$ -	$ 10,000.00		
	Roofing							

CSI	Description	Contractor / Supplier	Total Sheet	Updated Contract	Billed To Date	Balance To Finish	Percent Complete	Draw #4
	Roofing - Addition	Tri-Cities Group	$ 186,534.00	$ 186,534.00	$ -	$ 186,534.00		
	Roofing - Patch / Repair	1	$ 20,000.00	$ 20,000.00	$ -	$ 20,000.00		
	Roof Hatch w/ access ladder	NONE						
07-7123.10	Gutter and Downspouts	Included in Roofing						
	Sealants							
07-9200.10	Sealants	Stutzman	$ 22,220.00	$ 22,220.00	$ -	$ 22,220.00		
07-9200.10	Sealants - Base Site Concrete	Included in site concrete below						
	Firestopping	Included in Various Divisions						
08	Openings		$ 612,382.90	$ 612,382.90	$ 33,772.23	$ 578,610.67		
	Doors and Hardware							
	Doors	Metal Door & Hardware	$ 187,248.00	$ 187,248.00	$ 18,239.00	$ 169,009.00	10%	
	Coiling door	Overhead Door	$ 14,202.90	$ 14,202.90	$ -	$ 14,202.90		
	Aluminum Storefront & Glazing	Lincoln Glass	$ 410,932.00	$ 410,932.00	$ 15,533.23	$ 395,398.77		
09	Finishes		$ 644,605.30	$ 644,605.30	$ 400.00	$ 644,205.30	0%	
	Gypsum Drywall							
09-2116.10	Gypsum Drywall	J&H Contracting	$ 330,000.15	$ 330,000.15	$ -	$ 330,000.15	0%	
	Painting							
09-9100.10	Painting	Kucera	$ 133,876.00	$ 133,876.00	$ -	$ 133,876.00		
	Acoustical Ceilings							
09-5100.10	ACT	J&H Contracting	$ 26,500.00	$ 26,500.00	$ -	$ 26,500.00		
	Flooring							
	Flooring	Workspace Flooring	$ 90,307.15	$ 90,307.15	$ -	$ 90,307.15		
09-6000.99	Polished Concrete	Surface Sealers	$ 41,662.50	$ 41,662.50	$ -	$ 41,662.50		
09-6000.99	Wall Tile	Great Plains Tile	$ 22,259.50	$ 22,259.50	$ 400.00	$ 21,859.50	2%	$ 400.00
10	Specialties		$ 50,799.18	$ 50,799.18	$ 850.00	$ 49,949.18	2%	
	Specialty Items							
	Display Boards	ADP Lempco	$ 11,878.21	$ 11,878.21	$ -	$ 11,878.21		
10-2000.99	Specialties	EPCO	$ 7,631.62	$ 7,631.62	$ -	$ 7,631.62	0%	
	Lockers	Elite Storage	$ 24,947.00	$ 24,947.00	$ 850.00	$ 24,097.00	3%	$ 850.00
	Lockers Installation	Elite Storage						
10-1400.10	Plaque/Signage	Inpro	$ 3,787.82	$ 3,787.82	$ -	$ 3,787.82	0%	
10-1400.10	Relocate Existing Signage Items	Allowance	$ 5,000.00	$ 5,000.00	$ -	$ 5,000.00	0%	
10-1400.10	Exterior Signage	Allowance	$ 17,554.53	$ 17,554.53	$ -	$ 17,554.53	0%	
	VE Item #14 - Signage by OWNER (interior and	Allowance	$ (20,000.00)	$ (20,000.00)	$ -	$ (20,000.00)	0%	
11	Equipment		$ 12,301.80	$ 12,301.80	$ 1,393.80	$ 10,908.00	11%	
11-6500-99	Wall Pads	PTC	$ 12,301.80	$ 12,301.80	$ 1,393.80	$ 10,908.00	11%	
12	Furnishings		$ 10,230.00	$ 10,230.00	$ -	$ 10,230.00	0%	
12-2000-99	Window Coverings	Nebraska Window Coverings	$ 10,230.00	$ 10,230.00	$ -	$ 10,230.00	0%	
13	Special Construction		$ -	$ -	$ -	$ -	#DIV/0!	
	NONE							
21	Fire Suppresion		$ 68,400.00	$ 68,400.00	$ 13,900.00	$ 54,500.00	20%	
21-1300-99	Automatic Fire Sprinkler System - Renovation / Existing	TI Fire Protection	$ 68,400.00	$ 68,400.00	$ 13,900.00	$ 54,500.00	20%	$ 13,900.00
22	Plumbing		$ -	$ -	$ -	$ -	#DIV/0!	
22-1000.99	Plumbing	Rutt's Heating and Air		$ -	$ -	$ -	#DIV/0!	
23	HVAC		$ 1,962,812.00	$ 1,962,812.00	$ 122,107.20	$ 1,840,704.80	6%	
23-2000.99	HVAC	Rutt's Heating and Air	$ 1,962,812.00	$ 1,962,812.00	$ 122,107.20	$ 1,840,704.80	6%	$ 46,964.40
25	Integrated Automation		$0.00	$0.00	$0.00	$0.00	#DIV/0!	
	NONE							
26	Electrical		$ -	$ -	$ -	$ -	#DIV/0!	
26-0500.99	Electrical	Rutt's Heating and Air	Included in HVAC	$ -	$ -	$ -	#DIV/0!	

CSI	Description	Contractor / Supplier	Total Sheet	Updated Contract	Billed To Date	Balance To Finish	Percent Complete	Draw #4
27	**Communications**		$ 5,000.00	$ 5,000.00	$ -	$ 5,000.00		
	Access Control - Equipment, readers, printers	*By OWNER*				$ -		
	Access Control - rough-ins	*Included in Electrical*						
	Telecommunication rough-ins	*Included in Electrical*						
	Radio Communications Testing	*1*	$ 5,000.00	$ 5,000.00	$ -	$ 5,000.00	0%	
	Radio Communications Equipment	*0*						
28	**Electronic Safety & Security**							
08-3100.10	*Security Rough-ins*	*Included in Electrical*						
08-3100.10	*Fire Alarm*	*BY OWNER*						
08-3100.10	*Fire Alarm - Upgrade Existing System*	*Included in Electrical*						
31	**Earthwork**		$ 110,574.50	$ 110,574.50	$ 80,364.55	$ 30,209.95	73%	
	Site Maintenance	13 month	$ 13,000.00	$ 13,000.00	$ 8,368.92	$ 4,631.08	64%	$ 5,127.60
31-1413.99	*Site Prep*	*Morten Construction*	*$ 85,867.50*	$ 85,867.50	$ 71,995.63	$ 13,871.87	84%	
31-1413.99	*Erosion Control*	*Allowance*	*$ 10,000.00*	$ 10,000.00	$ -	$ 10,000.00	0%	
	Termite Control	*Bear Services*	*$ 1,707.00*	$ 1,707.00	$ -	$ 1,707.00	0%	
32	**Exterior Improvements**		$ 10,000.00	$ 10,000.00	$ -	$ 10,000.00	0%	
	Site Concrete	*Heartland Concrete*	*Included in Concrete*					
	Sidewalk	*Heartland Concrete*	*Included in Concrete*					
32-1723.99	*Parking Lot Stripping*		*Included in Concrete*					
32-9000-99	*Fencing*		*$ -*	$ -	$ -	$ -	#DIV/0!	
	Handicap Signs	*BD Construction*						
32-9000.99	*Landscaping*	*Allowance*	*Included in Carpentry Above*					
32-9000.99	*Artificial Turf*	*0*	*$ 10,000.00*	$ 10,000.00	$ -	$ 10,000.00	0%	
33	**Utilities**		$ 18,000.00	$ 18,000.00	$ -	$ 18,000.00	0%	
33-000.00	*Site Utilities*	*Rutts Heating and Air*	*$ 18,000.00*	$ 18,000.00	$ -	$ 18,000.00		
		Net	$ 6,298,106.21	$ 6,298,106.21	$ 786,249.63	$ 5,511,856.58	12%	$ 333,634.64
70-1100.20		Post Bid Inflation	$ 50,000.00	$ 50,000.00	$ -	$ 50,000.00	0%	
70-1100.30		Aid to Construction	$ 125,962.12	$ 125,962.12	$ 4,661.21	$ 121,300.91	4%	$ 3,193.41
70-1100.		Owners Contingency -0.25%	$ 10,000.00	$ 10,000.00	$ -	$ 10,000.00	0%	
70-1100.11		Estimating Adjustment -3%	$ 187,471.85	$ 187,471.85	$ -	$ 187,471.85	0%	
		Contractors Fee - 5.00%	$ 333,577.01	$ 333,577.01	$ 39,545.54	$ 294,031.47	12%	$ 16,841.40
		CONSTRUCTION TOTAL	**$ 7,005,117.19**	**$ 7,005,117.19**	**$ 830,456.38**	**$ 6,174,660.81**		**$ 353,669.45**
		CM Bond Cost	$ 8,000.00	$ 8,000.00	$ 7,950.00	$ 50.00		$ 7,950.00
		CONTRACTED CONSTRUCTION AMOUNT	**$ 7,013,117.19**	**$ 7,013,117.19**	**$ 838,406.38**	**$ 6,174,710.81**	**12%**	**$ 361,619.45**
							Retainage Held	**$ (18,080.97)**
						Invoiced Amount w/ Retainage Held		**$ 343,538.48**

Ravenna Public Schools
Labor Hours - Mileage - Equipment - Other
Through January 31, 2026

BD construction

CSI Division	Description		Quantity	Rate	Amount
01	***Pre-Construction General Conditions***				
01	***General Conditions***				
01-3113.10	*Sr. Accounting*		6	$ 125.00	$ 750.00
01-3113.20	*Accounting*		6.5	$ 100.00	$ 650.00
01-3113.30	*Construction Op Director (Sr. Estimating)*		2	$ 150.00	$ 300.00
01-3113.42	*Scheduler*		3	$ 125.00	$ 375.00
01-3113.44	*Field Operations Director (Mgr)*		24.5	$ 150.00	$ 3,675.00
01-3113.50	*Project Manager*		37.5	$ 125.00	$ 4,687.50
	Overtime		2	$ 155.00	$ 310.00
01-3113.55	*Assistant Project Manager*		28	$ 90.00	$ 2,520.00
01-3113.60	*Superintendent*		136	$ 125.00	$ 17,000.00
	Overtime		8	$ 155.00	$ 1,240.00
01-3113.65	*Assistant Superintendent*		43	$ 95.00	$ 4,085.00
	Overtime		2.5	$ 118.75	$ 296.88
01-3113-70	Safety Director				$ 147.50
01-3113-80	Project Executive		3	$ 180.00	$ 540.00
01-3113-85	Marketing			$ 88.00	$ -
70-2000.99	*Lodging*				$ -
70-1000.99	*Miles-Admin*	*Site Visit 12/30/2025 - BD 04*	65	$0.700	$ 45.50
		Site Visit 01/09/2026 - BD 04	71	$0.700	$ 49.70
		Site Visit 01/09/2026 - BD 25	62	$0.700	$ 43.40
		Site Visit 01/12/2026 - BD 04	33	$0.700	$ 23.10
		Site Visit 01/23/2026 - BD 04	145	$0.700	$ 101.50
				Total Admin Mileage	***$ 263.20***
70-1000.99	*Mileage :*	*12/30/2025 - BD28*	80	$0.700	$ 56.00
		01/05/2026 - BD28	120	$0.700	$ 84.00
		01/12/2026 - BD28	270	$0.670	$ 180.90
		01/19/2026 - BD28	40	$0.670	$ 26.80
		01/19/2026 - BD9	80	$0.670	$ 53.60
				Total Sup. Mileage	***$ 401.30***
				Total General Conditions	***$ 37,241.38***
02	***General Requirements***				
01-3100.40	*Incidental Const Services*				
		Other Misc Costs			$ 70.46
				Total Incidental Const Services	***$ 70.46***
01-4523.10	Testing - Soil Compaction & Concrete				$ 1,030.00
01-4710.10	Monthly Liability Insurance		1	$ 269.23	$ 269.23
01-4126.10	Permits				$ -
01-5133.10	Temporary Telephone/Internet				$ 338.72
01-5136.10	Temporary Water - Drinking				$ -
01-5100.99	Temporary Utilities				$ 386.97
01-7113.10	Mobilization				
		Subcontractor Costs			$ 367.22
				Total Mobilization	***$ 367.22***
01-5219.10	Sanitary Facilities				$ 191.90
70-1000.99	*Equipment Fuel*				$ 70.05
70-7000.99	*Equipment*				
		BD Equipment:		*Monthly*	
		Office Trailer	1	$650.00	$ 650.00
		Conex	1	$700.00	$ 700.00
		Vehicle Use	1	$1,250.00	$ 1,250.00
		All Other:			
		Forklift - Telehandler	1	$2,500.00	$ 2,500.00
		Skid Steer - Tracked	1	$1,500.00	$ 1,500.00
				Total Equipment - All Other	***$ 4,000.00***
				TOTAL General Requirements	***$ 9,324.55***
				TOTAL General Conditions & General Requirements	***$ 46,565.93***

Other

01-7416.99	***Site Maintenance***				
		Leadman	52.5	$ 95.00	$ 4,987.50
		Other Misc Costs			$ 140.10
				Total Site Maintenance	***$ 5,127.60***
70-1500.99	***Aid to Construction***				
		Leadman	32	$ 95.00	$ 3,040.00
				Other Misc Costs	$ 153.41
				Total Aid to Const Services	***$ 3,193.41***
01-7833.99	Bonds				$ 7,950.00

All Invoices

Invoice	Invoice Date	Description	Original Amount
25-02-025 Ravenna Public Schools - CMA			
01-3100-40 Incidental Const Services			
6510 First National-0648-RG			
PO Box 2818			
Omaha		NE 68103	
2025-12-27	12-27-2025	sandpaper/funnel	7.12
6527 First National-7447-MC			
PO Box 2818			
Omaha		NE 68103	
2026-01-27	01-27-2026	heater	47.18
6545 First National-9948-MR			
PO Box 2818			
Omaha		NE 68103	
2026-01-16	01-16-2026	shipping	16.16
		CSI Total	70.46*
01-3113-70 Safety Director			
19318 Safety Advisers Inc.			
331 Midland Drive			
Council Bluffs		IA 51503	
7033	01-27-2026	safety visits	147.50
		CSI Total	147.50*
01-4523-30 Concrete Testing			
13011 Mid-State Eng. & Testing			
PO Box 153			
Columbus		NE 68601	
3508-0	01-02-2026	concrete testing	1,030.00
		CSI Total	1,030.00*
01-5100-99 Temporary Utilities			
6545 First National-9948-MR			
PO Box 2818			
Omaha		NE 68103	
2026-01-13	01-13-2026	job site internet	64.78
2026-01-15	01-15-2026	internet service-ravenna	21.40
2026-01-21	01-21-2026	internet service-Ravenna	22.99

All Invoices

Invoice	Invoice Date	Description	Original Amount
25-02-025 Ravenna Public Schools - CMA			
01-5100-99			
6563	First National-6333-AB PO Box 2818 Omaha NE 68103		
2026-01-20b	01-20-2026	starlink mount	69.55
14005	Nebraska Public Power District P.O. Box 2860 Omaha NE 68103-2860		
2025-12-30	12-30-2025	Acct#221010163772 Ravenna	386.97
		CSI Total	565.69*
01-5133-10 Temporary Telephone (Cell Phon			
6545	First National-9948-MR PO Box 2818 Omaha NE 68103		
2026-01-09vz	01-06-2026	Verizon 11/21/25 to 12/20/25	160.00
		CSI Total	160.00*
01-5219-10 Sanitary Facilities			
3127	Comfy Bowl Inc PO Box 274 Gibbon NE 68840		
91258	12-31-2025	porta jon rental	191.90
		CSI Total	191.90*
01-7113-10 Mobilization			
6563	First National-6333-AB PO Box 2818 Omaha NE 68103		
2026-01-02	01-02-2026	lumber/plastic	235.95
2026-01-07	01-07-2026	tubing/lumber/dwnspt adptr	131.27
		CSI Total	367.22*

All Invoices

Invoice	Invoice Date	Description	Original Amount
25-02-025 Ravenna Public Schools - CMA			
01-7416-99 Site Maintenance			
6563 First National-6333-AB			
PO Box 2818			
Omaha		NE 68103	
2025-12-22	12-22-2025	tie wire/caulk	12.81
2025-12-29	12-29-2025	padlock/sweep compound	28.86
2026-01-14	01-14-2026	drill bits/socket adapters	26.30
2026-01-15c	01-15-2026	sportsman jug	59.29
2026-12-29	12-29-2025	fasteners	12.84
		CSI Total	140.10*
03-3000-99 Cast In Place Concrete			
8155 Heartland Concrete & Const			
9295 Osborne Dr West			
Hastings		NE 68901	
RPS-02	01-20-2026	Draw 02-RPS	14,037.11
		CSI Total	14,037.11*
04-2000-99 Unit Masonry			
13371 Masonry Unlimited LLC			
306 East 6th Street			
Kearney		NE 68847	
RPS-02	01-20-2026	Draw 02-RPS	45,710.00
		CSI Total	45,710.00*
05-1000-99 Structural Metal Framing			
6114 4G Steel Fabrication			
4851 S. 16th Street			
Lincoln		NE 68512	
25503-2	01-20-2026	Draw-RPS	152,750.00
		CSI Total	152,750.00*
06-4100-99 Architectural Wood Casework			
1180 Architectural Arts Inc			
2200 E. Ovid			
Des Moines		IA 50313	
RPS-02	01-20-2026	Draw 02-RPS	4,173.75
		CSI Total	4,173.75*

All Invoices

Invoice	Invoice Date	Description	Original Amount
25-02-025 Ravenna Public Schools - CMA			
09-3000-99 Tiling			
7128 Great Plains Tile & Stone Inc			
10678 Widmer Road			
Lenexa		KS 66215	
0009829-IN	01-20-2026	Draw 01-RPS	400.00
		CSI Total	400.00*
10-5100-10 Lockers			
5093 Elite Storage Products, LLC			
PO Box 517			
Collierville		TN 38027	
RPS-01	01-09-2026	Draw 01-RPS	850.00
		CSI Total	850.00*
21-1300-99 Fire Suppresion Sprinkler Syst			
14029 Nebraska Fire Sprinkler Corp.			
118 S Apollo St			
Alda		NE 68810-9643	
2025060-1	01-20-2026	Draw 01-RPS	13,900.00
		CSI Total	13,900.00*
23-2000-99 HVAC Piping & Pumps			
18082 Rutts Heating & A/C, Inc			
1001 W 1st Street			
Hastings		NE 68901	
61644	01-15-2026	Draw 02-RPS	46,964.40
		CSI Total	46,964.40*
60-1000-99 Survey (Site Plan)			
15015 Olsson Associates/Lincoln			
P.O. Box 84608			
Lincoln		NE 68501-4608	
566970	01-26-2026	surveying	3,155.85
		CSI Total	3,155.85*

All Invoices

Invoice	Invoice Date	Description	Original Amount
25-02-025 Ravenna Public Schools - CMA			
70-1000-20 Equipment Fuel			
6563 First National-6333-AB			
PO Box 2818			
Omaha		NE 68103	
2026-01-15	01-15-2026	fuel-equipment	36.79
2026-01-20	01-20-2026	equipment fuel	33.26
		CSI Total	70.05*
70-1500-99 Aid To Construction			
6563 First National-6333-AB			
PO Box 2818			
Omaha		NE 68103	
2026-01-06	01-06-2026	respirator/fuel mix/drill bits	118.56
2026-01-06b	01-06-2026	cut off wheels/snips	34.85
		CSI Total	153.41*
Report Totals:			284,837.44*

PURCHASE ORDER

Ravenna Public Schools
P.O. Box 8400
41750 Carthage Rd.
Ravenna, NE 68869
Phone: 308.452.3249
Fax: 308.452.3172

DATE:	1/21/26
P.O. #	2526-666
Bill To:	P.O Box 8400
Order #	
Tax Exemption No.	05-627933

VENDOR	SHIP TO	BILL TO
Dan Traub	Ravenna Public Schools	Ravenna Public Schools
34930 Maple Rd	Attn: Tony Schirmer	Attn: Hilary Bolling
Ravenna NE 68869	41750 Carthage Road	P.O. Box 8400
	Ravenna NE, 68869	Ravenna NE, 68869

ITEM #	DESCRIPTION	QTY	UNIT PRICE	TOTAL
	Cut up old light poles for use of building the new shot put ring	1	400.00	400.00
				0.00
				0.00
				0.00
				0.00
				0.00
				0.00
				0.00
				0.00
				0.00
				0.00
				0.00
				0.00
				0.00
				0.00
				0.00
				0.00

SUBTOTAL	$400.00
TAX RATE	0.000%
TAX	$0.00
S & H	$0.00
OTHER	$0.00
TOTAL	**$400.00**

Other Comments or Special Instructions

Comes out of Special Building Fund

Authorized by

Date

Wilkins Architecture Design Planning LLC

2204 University Drive Suite 130
Kearney, NE 68845
Tel: 308-237-5787 Fax: 308-236-6929
wadp@wilkinsadp.com
www.wilkinsadp.com

INVOICE

INVOICE DATE: 1/29/2026
INVOICE NO: 7196
BILLING THROUGH: 1/29/2026

Dr. Ken Schroeder
Ravenna Public Schools
41750 Carthage Rd
Ravenna, NE 68869

2527 Ravenna Public Schools - Addition & Renovation

Managed By: Jacob M Sertich

DESCRIPTION	CONTRACT AMOUNT	% COMPLETE	BILLED TO DATE	PREVIOUSLY BILLED	CURRENT AMOUNT
2527 Ravenna Public Schools - Addition & Renovation	$560,400.00	84.34	$472,641.36	$467,765.88	$4,875.48
TOTAL	**$560,400.00**		**$472,641.36**	**$467,765.88**	**$4,875.48**

EXPENSES

DATE	EMPLOYEE	DESCRIPTION	UNITS	AMOUNT
1/6/2026		829 - MILEAGE	64.00	$50.46
		TOTAL EXPENSES	**64.00**	**$50.46**
			SUBTOTAL	**$4,925.94**
			AMOUNT DUE THIS INVOICE	**$4,925.94**

This invoice is due on 2/28/2026

ACCOUNT SUMMARY

BILLED TO DATE	PAID TO DATE	BALANCE DUE
$475,218.71	$470,292.77	$4,925.94

We appreciate your business

ok to pay
Kenneth Schroeder
2-2-26
Special Building Fund

Core Standard Invoice Copyright © 2026 BQE Software

Ravenna Public Schools
Fund Balance Report
January 31st, 2026

Special Building

Last month ending balance	$	573,578.95
Buffalo Co Taxes	$	3,714.52
Sherman Co Taxes	$	918.67
Fund From CDs	$	375,549.44
Interest	$	725.50
Check(s)	$	(259,056.37)
Withdrawal to NLAF	$	-
Bank Statement Balance	**$**	**695,430.71**
Outstanding Checks		**$0.00**
Flex 9 mo. CD 043	$	21,188.78
Interest	$	-
Spec. Bldg CDs	$	4,053,039.46
Total	**$**	**4,769,658.95**

Depreciation Fund

Last month ending balance	$	246,932.58
Interest	$	28.58
CD 428 Dep.	$	-
Transfer	$	-
Check(s)	$	(36,911.00)
Outstanding	$	-
Book Balance	**$**	**210,050.16**
Bank Statement Balance	**$**	**210,050.16**
5 Month Spec. CD 428	$	-
Interest	$	-
Total	$	210,050.16

Employee Benefit Fund

Last month ending balance	$	162,914.47
Transfer	$	-
Interest	$	20.65
Unemployement Payment	$	(2,244.00)
Bank Statement Balance	**$**	**160,691.12**
Flex 9 mo. CD 094	$	207,468.19
Interest	$	6,556.26
x3372 13 mo CD		
Interest	$	-
5 Month Spec. CD 427	$	-
Interest	$	-
Total	**$**	**374,715.57**

Qualified Cap

Last month ending balance	$	248,329.73
Buffalo Co Taxes	$	796.01
Sherm Co Taxes	$	196.86
US Treas.		
Interest	$	-
check(s) Transfer to GF	$	-
Bank Statement Balance	**$**	**249,322.60**

Nebraska Liquid Asset Fund

Last month ending balance	$	2,025,001.77
CD Redemptions	$	(988,000.00)
Current Liquid Balance	$	1,040,062.39
Total NLAF & NLAF CD Program	$	2,028,062.39

Bond Fund

Buffalo County		
Sherman County	$	19,234.12
xfer from other funds		
Interest	$	9.10
Total	$	19.10

Ravenna Public Schools
GENERAL FUND
Ending January 31st, 2026

Beginning Balance:		**$368,573.73**
Receipts:		
Tax Collection (Buffalo)	$493,582.49	
Tax Collection (Sherman)	$205,241.31	
State of NE Sped	$167,060.00	
State Apportionment	$90,339.95	
IDEA	$110,832.00	
ALICAP WC audit	$6,988.00	
Tansportation	$517.50	
City of Ravenna	$1,550.00	
Sale of Prop/Equip.		
Medicaid (MAC)	$447.37	
State Aid	$61,023.00	
State of NE (MIPS)	$796.66	
Other	$200.00	
Interest	$86.08	
Total Receipts:		**$1,138,664.36**
Disbursements:		
Board Bills (Jan)	$681,099.19	
		$681,099.19
Ending Balance:		$826,138.90
Cash on Hand:	**$826,138.90**	
Outstanding checks	$78,701.42	
Bank Balance:	$904,840.32	
Investments:		
Accounted for as Follows:		
General Fund		
General Fund Checking	$826,138.90	
CD #xxx3375	$0.00	
CD # 70099 (9 mo)	$289,868.27	
Total Available:	**$1,116,007.17**	**$826,138.90**

Ravenna Public School
Lunch Fund Report
January 31st, 2026

Beginning Balance:	$	33,345.77
RECEIPTS:		
Deposit	$	24,842.18
Transfer from General Fund	$	-
Interest	$	4.16
Total Receipts:	$	24,846.34
DISBURSEMENTS:		
Lunch Bills	$	30,964.57
Outstanding Checks	$	2,378.22
Total Disbursements:	$	33,342.79
Book Balance	$	27,227.54
Bank Balance	$	29,605.76

Board of Education Regular Meeting

High School Library
P.O. Box 8400
Ravenna, NE 68869-8400

Monday, January 12, 2026 7:00 PM

Kelly Bock:	Present
Misti Fiddelke:	Present
Micah Miigerl:	Present
Ryan Osten:	Present
Dawn Standage:	Present
Mike Voelker:	Present

1. Call to Order and Roll Call - Open Meeting Law

2. Excuse Absent Board Members

3. The Pledge of Allegiance

4. Recitation of School Mission Statement: ***Preparing Students Today to Succeed Tomorrow: Family-Community-School***

5. Recitation of Board Mission Statement: ***Providing collaborative leadership to prepare students today to succeed tomorrow.***

6. Approval of Agenda
Motion to approve the agenda passed with a motion by Ryan Osten and a second by Micah Miigerl.

7. Reorganization of the Ravenna School Board

7.1. Review of Conflict of Interest Policy, Conflict of Interest Statutes, & Board Code of Ethics

7.2. Annual Review of Ravenna Board of Education Policy on Complaints, Policy 2006

7.3. Election of Officers

7.3.1. President
Motion to elect Fiddelke as president passed with a motion by Ryan Osten and a second by Micah Miigerl.

7.3.2. Vice-President
Motion to elect Voelker as vice-president passed with a motion by Ryan Osten and a second by Kelly Bock.
7.3.3. Secretary

Motion for Standage for secretary passed with a motion by Ryan Osten and a second by Micah Miigerl.

7.4. Appointments

7.4.1. Treasurer
Motion to appoint Hilary Bolling as Treasurer for the Ravenna Public School Board passed with a motion by Mike Voelker and a second by Ryan Osten.

7.4.2. Authorized Representatives for Federal & State Programs
Motion to appoint Ken Schroeder (Superintendent) as School District's Representative for all State and Federal Programs passed with a motion by Micah Miigerl and a second by Mike Voelker.

7.4.3. Discuss, consider, and take all action necessary to appoint Ken Schroeder as the district's Title IX Coordinator & Compliance Coordinator as per Board Policy #3057
Motion to appoint Ken Schroeder as the district's Title IX Coordinator & Compliance Coordinator as per Board Policy #3057 passed with a motion by Ryan Osten and a second by Kelly Bock.

7.4.4. Bus Mechanic for Bus Inspections
Motion to appoint Ravenna CO-OP, Complete Auto, Holiday Express Bus/Nebraska Bus & Coach, MC Auto, & Tom Spaulding as mechanics to perform all vehicle inspections passed with a motion by Mike Voelker and a second by Micah Miigerl.

7.5. Name Fund Depositories For Ravenna Public Schools
Motion to appoint Town & Country Bank and the Nebraska Liquid Asset Fund (NLAF) as fund depositories for Ravenna Public Schools passed with a motion by Micah Miigerl and a second by Ryan Osten.

7.6. Designate Legal Newspapers for Ravenna Public Schools
Motion to designate "The Ravenna News," "The Kearney Hub," "The Grand Island Independent," "The Sherman County Times," and "The Omaha-World Herald" as the legal newspapers for Ravenna Public Schools passed with a motion by Ryan Osten and a second by Kelly Bock.

7.7. Designate Method for Publicizing Meetings of the Ravenna Board of Education
Motion to publicize meeting of the Ravenna Board of Education in accordance with Board Policy 2008 passed with a motion by Mike Voelker and a second by Micah Miigerl.

7.8. Designate Legal Counsel for Ravenna Public Schools
Motion to designate KSB Law Firm or Perry Law Firm as legal counsel for Ravenna Public Schools passed with a motion by Ryan Osten and a second by Mike Voelker.
7.9. Appoint Standing Committees

Motion to appoint standing committees of the board for 2026 as recommended by Superintendent Schroeder passed with a motion by Ryan Osten and a second by Micah Miigerl.

7.9.1. American Civics

7.9.2. Policy

7.9.3. Negotiations

7.9.4. Building & Grounds

7.9.5. Transportation

7.9.6. Finance

8. Financial Report

9. Consent Agenda
Motion to approve the consent agenda passed with a motion by Ryan Osten and a second by Kelly Bock.

9.1. Discuss, consider, and take all necessary action to minutes

9.2. Discuss, consider, and take all necessary action to bills

9.3. Notice of Meeting Publication: The public notice for the Regular January 12th Board Meeting was published in the January 7th edition of the Ravenna News

9.4. Discuss, consider, and take all action necessary to declaring vending machine as surplus for immediate sale or disposal

9.5. Discuss, consider, and take all action necessary to declaring library books as surplus for immediate sale or disposal

9.6. Discuss, consider, and take all action necessary to the resignation of Mr. Tony Schirmer, Middle School Math Teacher and Activities Director

10. Blue Jay Celebration of Success - Mr. Lammers - Shop Equipment Demonstration

11. Artist of the Month - Miley Chambers

12. Request to Address the Board and Correspondence

13. Information and Action Items

13.1. Discuss, consider, and take all action necessary to negotiations with the REA @ 7:30 PM (Executive Session)
Motion to enter executive session for the purpose of negotiating with the REA at 7:39PM, because it is in the best interest of the public to do so, passed with a motion by Ryan Osten and a second by Dawn Standage. President Fiddelke repeated the purpose for going into executive session prior to the board of education entering executive session. The board came out of executive session at 7:49 PM

13.2. Discuss, consider, and take all action necessary to service contracts with ESU 10 for the 2026-27 School Year

Motion to approve the 2026-27 ESU 10 Service Contracts as presented passed with a motion by Ryan Osten and a second by Dawn Standage.

13.3. Discuss, consider, and take all action necessary to establish a line of credit with Town & Country Bank
Motion to approve creating an operating line of credit with Town & Country Bank of Ravenna, NE, passed with a motion by Dawn Standage and a second by Mike Voelker.

14. Discussion Items

14.1. Discuss, consider, and take all action necessary to Annual RPS Board Member Photo (Mrs. Paige Havranek) @ 7:29 PM

14.2. Discuss, consider, and take all action necessary to the Ravenna Bond Building Project

14.3. Discuss, consider, and take all action necessary to the purchase of a passenger van for the school's fleet

14.4. Discuss, consider, and take all action necessary to Ravenna Public School Board Policy 6037

14.5. Discuss, consider, and take all necessary action to Board Member Appointments to the Ravenna Public Schools Foundation

14.6. Policy Review-1000 Series & 2000 Series

14.7. Discuss, consider, and take all action necessary to the 2026-27 Ravenna Public Schools Calendar

15. Elementary Principal's Report - Annual Multicultural Report

16. Secondary Principal's Report - Annual Multicultural Report

17. Superintendent's Report

18. Board Report

19. Positive Comments

20. Adjournment
Motion to adjourn at 8:38 PM passed with a motion by Mike Voelker and a second by Ryan Osten.

Jessica Anderson, Ken Schroeder, Ravenna School Board

Please accept this as my resignation as I plan to retire at the end of the current school term, making May 19, 2026 my last day.

Sincerely,

Christine Bruning

Christine Bruning

SERIAL NO. nK268138

miller

MILLER ELECTRIC MFG. CO., APPLETON, WISCONSIN, USA

POWER

ON

OFF

AMPERAGE ADJUSTMENT

INCREASE

RANGE SELECTOR

HIGH

LOW

WARNING

THE HAZARD OF CONTACT WITH LIVE VOLTAGE EXISTS WHEN PANELS OR COVERS ARE REMOVED. INPUT POWER MUST BE DISCONNECTED BEFORE ATTEMPTING TO SERVICE OR INTERNALLY INSPECT THE MACHINE.

PRIMARY

VOLTS	200(208)/230/460
AMPERES	103/90/45
SINGLE-PHASE	60 Hz

SECONDARY

	AC	AC
VOLTS	30	28
AMPERES	250	200
DUTY CYCLE	30%	50%
MAX OCV	75	75

Dialarc 250 AC

AC ARC WELDING POWER SOURCE

NEMA CLASS II (30)
NEMA RATING EW1-1971
COMPLIES WITH ANSI STANDARD NO. C87.1-1971

CONTROL CIRCUIT OVERLOAD BREAKER

PRESS TO RESET

CENTURY
AC-DC HEAVY DUTY WELDER
250 AMP DC
295 AMP AC
DC STRAIGHT POLARITY
GROUND CABLE
ELECTRODE CABLE
DC REVERSE POLARITY
ELECTRODE CABLE
GROUND CABLE
SMOOTH
FORCE
GROUND
Heavy Duty
AC-DC WELDER
PULL TO ADJUST
PATENTED CONTINUOUS MAGNETIC AMP SELECTOR SYSTEM
"EVEN SPLITS AN AMP"
ON
OFF
SMOOTH – AC
FORCE – AC
STRAIGHT POLARITY – DC
REVERSE POLARITY – DC
SOLDERING
CUTTING TAP
ROD SIZES
POWER REQUIREMENTS
SAFETY SUGGESTIONS
MAINTENANCE
SERIAL NUMBER

CENTURY
AC-DC HEAVY DUTY WELDER
295 AMP AC
250 AMP DC
DC STRAIGHT POLARITY
GROUND CABLE
+
ELECTRODE CABLE
−
CUTTING GROUND
DC REVERSE POLARITY
ELECTRODE CABLE
+
GROUND CABLE
−
CUTTING ELECTRODE
SMOOTH
FORCE
GROUND
Heavy Duty
AC-DC WELDER

TORCHMATE
CNC CUTTING SYSTEMS
WWW.TORCHMATE.COM

THERMAL DYNAMICS
CutSkill
Plasma CAM
Make Impressive Metal Projects The Easy Way!
TORCHMATE
CNC CUTTING SYSTEMS
TORCHMATE
CNC CUTTING SYSTEMS
WWW.TORCHMATE.COM
CAUTION
AVERTISSEMENT

MP-2302-S-21
1.9N-m 269oz-in
2.1A/P 1.7Ohm/P 8.0mH/P
MADE IN CHIAN
2010/02/09

TORCHMATE
CNC CUTTING SYSTEMS

TORCHMATE
Clarke
Hex-Wrenches
Spark Plugs
Air Chuck
Breaker Bar
Metric
Screw Drivers
Torque Bits
Mallets/Hammers

16-3
78"-4"x4"

ELEMENTARY DUPLICATE, DAMAGED, OUTDATED, LOW CIRCULATION BOOKS
(to be declared surplus)

Junie B. Jones
Aloha-ha-ha
Aloha-ha-ha
Boo…and I mean it
Boo…and I mean it
Boo…and I mean it
First Grader at Last
First Grader at Last
First Grader at Last
Toothless Wonder
Toothless Wonder
Cheater Pants
Cheater Pants
Cheater Pants
Boss of Lunch
Boss of Lunch
Jingle Bells, Batman Smells! (P.S. So Does May)
Jingle Bells, Batman Smells! (P.S. So Does May)
One-Man Band
One-Man Band
Shipwrecked
Shipwrecked
Shipwrecked
Shipwrecked
…is Captain Field Day
…is Captain Field Day
…is Captain Field Day
…and Her Big Fat Mouth
…and Her Big Fat Mouth
…and Her Big Fat Mouth
…and Her Big Fat Mouth
…and the Stupid Smelly Bus
…and the Stupid Smelly Bus
…and the Stupid Smelly Bus
…and the Stupid Smelly Bus
…and the Stupid Smelly Bus
…and that Meanie Jim's Birthday
…Has a Monster Under Her Bed
…Has a Monster Under Her Bed
…Has a Monster Under Her Bed
…Has a Monster Under Her Bed

…and some Sneaky Peeky Spying
…and some Sneaky Peeky Spying
…Is a Party Animal
…Is a Party Animal
…is a Graduation Girl
…Loves Handsome Warren
…has a Peep in Her Pocket
…and the Yucky Blucky Fruitcake
…Smells Something Fishy
…and the Mushy Gushy Valentine
…Is Not a Crook
…and a Little Monkey Business
…and a Little Monkey Business

Magic Tree House
Blizzard of the Blue Moon
Seasons of the Sandstorms
Thanksgiving on Thursday
Thanksgiving on Thursday
Good Morning, Gorilla
Good Morning, Gorilla
Good Morning, Gorilla
Ghost Town at Sundown
Tigers at Twilight
Buffalo Before Breakfast
Buffalo Before Breakfast
Tonight on the Titanic
Hour of the Olympics
Polar Bears Past Bedtime
Polar Bears Past Bedtime
Vacation Under the Volcano
Day of the Dragon King
Night of the Ninjas
Night of the Ninjas
Mummies in the Morning
The Knight at Dawn

Dragon Ball Super
Marvel Encyclopedia
The Voyage of Odysseus
Night of the NInjas
Plymouth: Story of Survival
People of the Moonshell
Log Cabin in the Woods

Horrorland
Star Wars Jedi Academy Return of the Padawan
Star Wars Jedi Academy
Spy Ninjas New Recruits
Spy Ninjas Boss Battle
Spy Ninjas Virtual Reality Madness
Spy Ninjas Virtual Reality Madness

The Boxcar Children
The Mystery at the Dog Show
The Mystery of the Purple Pool
The Yellow House Mystery
Mystery Ranch
Mike's Mystery
Blue Bay Mystery
The Woodshed Mystery
The Boxcar Children
Mountain Top Mystery
Caboose Mystery
Caboose Mystery
Bicycle Mystery
Bus Station Mystery
The Haunted Cabin Mystery
The Deserted Library Mystery
The Growling Bear Mystery
The Mystery at the Ballpark
The Castle Mystery
The Mystery in the Snow

Chasing Yesterday
Dear Dumb Diary
Goosebumps Night of the Living Dummy
Goosebumps Legend of the Lost legend
Goosebumps Series 2000
Goosebumps Revenge of the Lawn Gnomes
Dear America Color Me Dark
Dear America Out Strange New Land
Dear America My Brother's Keeper
Dear America Mirror, Mirror on the Wall
Poo on the Farm
Usborne Dinosaurs
The New Kid on the Block
Side by Side poems
The Indian in the Cupboard

The Case of the Swirling Killer Tornado
Lost in the Dark Unchanged Forest
The Case of the Shipwrecked Tree
The Case of the Shipwrecked Tree
The Case of the Halloween Ghost
Lost in the Blinded Blizzard
The Case of the Hooking Bull
Click Here
Our Class is Going Green
My Man Blue
FGTEEV The Switcheroo Rescue
Vampire ReVamped
Charms and Changelings
Camp Rock 4: For the Record
Piggy Infected
Piggy Infected
Piggy Permanent Detention
The Misadventures of Benjamin Bartholomew Piff
Schoolhouse Mystery
Little Orphant Annie
Swami on Rye
See Through Reptiles
Goosebumps Bad Hare Day
Turtles, Toads, and Frogs
Reptile World
Sophie's Masterpiece
The Book of Pigericks
Mrs. Cole on an Onion Roll
Did you see what I saw?
The Bed Book
American Christmas
Joyful Noise
Blast from the Past
Glitter Girls and Great Fake Out
Stage Fright
Allie Finkle's Rules for Girls
Bad Guys Movie Novelization
Caching In
Allie Finkle's Rules for Girls
The New Girl
A Million Visions of Peace
Miles of Smiles
Unicorns
My Librarian is a Camel

Native American Myths and Legends
My Sister the Vampire
Kiki
Butterfly Buddies
50 Kids in 5E
Cowboy Ghost
Soup on Ice
Torn Thread
Fairest: An Unfortunate Fairy Tale Book 2
Dragons of Deltora 2
Dragons of Deltora 3
Dragons of Deltora 4
Beastly
Enchanted
Infandous
Life as We Knew It
Feeling Angry
Giraffe vs Zebra
What If you had Animal Feet?
The Best of Grimm's Fairy Tales
Alex Mack
Heartland One Day You'll Know
Heartland Thicker than Water
Heartland Darkest Hour
Heartland One Day You'll Know
Heartland Come What May
Piggie Pie
The BFG
Matilda
It's the End of the World and I'm In My Bathing Suit
Backcountry
Esio Trot
George's Marvelous Medicine
Whatever After
The Fort
Smiles to Go
Eleven
A Coal Miner's Bride
Higher Power of Lucky
Refugee
Ghost Hunter's Daughter
A Year Down Under
Sharks: Predators of the Sea
Elephant

Beagles
Nubs
Cat
Refugee
Dork Diaries 14
Rosie’s story
Adaline Falling Star
Amari and the Night Brothers
The Riddle of Zorfendorf Castle
The Fortress of the Treasure Queen
Voyagers of the Silver Sand
The Complete Baking Book for Young Chefs
The Sesame Street Cookbook
Mickey Mouse Cookbook
Country Cookbook
Country Cookbook
The Kids 50 State Cookbook
School Cafeteria Workers
Proteins
From Vine to Pizza
Choosing a Career in the Restaurant Industry
Kitchen Explorers
Eggs
Controlled Burn
Where I’d Like to Be
In a Heartbeat
Henry and Ribsy
Blaire
The Mouse and the Motorcycle
Beezus and Ramona
Charlotte’s Web
Old Yeller
The Black Stallion
The Hundred Dresses
Shiloh
Shiloh Season
I’m a Unicorn
Thunderboy Jr.
Pablo’s Tree
Eency Weency Spider
Rosa

Ravenna Public Schools

PO Box 8400
41750 Carthage Rd
Ravenna, NE 68869

High School - 308-452-3249
Elementary - 308-452-3202
Fax - 308-452-3172

RAVENNA PUBLIC SCHOOLS
NEGOTIATED AGREEMENT
2026-2027

This agreement is made and entered into this 9th day of February, 2026, by and between the Board of Education of the School District #69 of Ravenna in the County of Buffalo, in the State of Nebraska (hereinafter referred to as the "Board") and Ravenna Education Association (hereinafter referred to as the "Association").

General Purpose

The Ravenna Board of Education and the Ravenna Education Association recognize that the development of a quality educational program for the children attending the Public Schools of Ravenna is a joint responsibility which can best be achieved by agreement that all parties work toward common goals. The public officials and the Association enter into this agreement with mutual dedication, recognizing that the experience, creativity and judgment of all parties are necessary to reach the education needs of the community.

ARTICLE I

Recognition

The Board recognizes the Association as the exclusive and sole collective negotiating representative for all teachers employed by the District.

Teacher shall mean all certified teaching personnel and other professional personnel employed by the District, but excluding Superintendent, Senior High Principal, and Elementary Principal.

ARTICLE II

Salaries

A. Salary Schedule

The Base Salary for the **2026-2027** school year will be **$39,250.00** with the increments of 5% for further education and 4% for years of experience, except for the last two steps on columns E, F, and G which are 2% each. A copy of the salary schedule is attached later in this agreement.

B. Extra Duty Schedule

All teachers assigned duties in addition to teaching shall be paid for such duties according to the extra duty schedule attached later in this agreement.

C. Additional Teaching Assignment Compensation

Teachers who are assigned to teach during their planning period or who

are assigned to teach an additional period before or after the regular school day will be compensated at a rate of 1/8th of their daily salary amount, as calculated by their placement on the salary schedule.

D. Method of Payment

1. All teachers' salaries including extra duty pay shall be paid in equal monthly installments. Should assigned duties not be completed, salary shall be withheld until completed.

2. All teachers on extended contracts shall be paid the value of their placement on the salary schedule for one contract day for each additional day employed over the specified number of contract days.

ARTICLE III

Insurance and Annuities

A. Health Care Coverage

The Board of Education shall provide health insurance to the teacher with a tiered premium rate. The policy shall be the $1,450 Deductible Blue Preferred with Utilization Management. A $3,800 deductible plan will also be available as an option for employees during the 2026-27 school year. The difference in premium between the $1,450 deductible and the $3,800 deductible will be paid by the district and deposited in the employee's Health Savings Account. Health insurance is a 4-tier policy. This will provide a single teacher with a premium of $896.04 monthly, teacher and child(ren) with a premium of $1,657.75 monthly, teacher and spouse with a premium of $1,881.69 monthly, and a married teacher taking the family health plan a premium of $2,526.67 monthly. All of these policies include individual dental. Additional family dental may be purchased by the teacher. The Board shall provide at the discretion of the teacher, employed by Ravenna Public Schools prior to the 2014-2015 school year, an amount equal to the single premium for any existing insurance, annuity program or as salary, in place of health coverage (called the cash in lieu option). Starting with the 2014-2015 school year any employee hired will no longer receive the cash in lieu option for their insurance. Any employee hired previous to the 2014-2015 school year will retain the option of cash in lieu for the remainder of their employment at Ravenna Public Schools. The Board reserves the right to evaluate other competitive insurance groups each year and to make recommendations concerning the carrier used to provide the health insurance. The carrier for the 2026-27 year will be Blue Cross/ Blue Shield. The school board also offers a Section 125 Plan administered by American Fidelity. In addition to premium payments as in the past, the Section 125 Plan will be expanded to also allow pre-tax opportunities for non-reimbursed medical/dental/vision care expenses plus child care expenses.

B. Disability

The board shall make available for the employee to purchase through payroll deduction group long term disability insurance. Benefits shall be payable upon the thirtieth (30) calendar day of disability at sixty (60%) percent of annual contractual salary. Benefit payments shall continue to age sixty-five (65) or until termination of disability whichever occurs first.

C. Loss of Life

The Board shall provide $40,000.00 group term Life Insurance for each teacher.

ARTICLE IV
Teacher Employment

PLACEMENT OF SALARY SCHEDULE

1. A valid Nebraska Teaching Certificate.

2. New teachers hired to the school system will be allowed a maximum of sixteen (16) steps on the schedule on the basis of past experience in state approved or fully accredited schools or at the discretion of the superintendent.

3. The Superintendent shall determine the teaching field to which a teacher is assigned and will place him/her on the proper step of the schedule.

4. Academic hours beyond the bachelor's Degree will be recognized for salary increases provided the hours are accumulated in a graduate program of an accredited University or College and provided the hours are related to an area of teaching or leading to an administrative endorsement. Academic hours in undergraduate level courses taken after receiving the bachelor's Degree will receive the same increase in salary as those on the graduate level providing those hours are approved by the superintendent.

5. To receive credit in horizontal steps beyond the BA+9 step in the salary schedule for teachers, the teacher must show that the additional hours would lead to a Masters Degree. This can be shown by presenting a copy of an Official Program of Study supplied by the University or College to the superintendent for approval. Additional hours earned during summer school, off-campus or night classes will be recognized only if complete transcripts are filed in the Superintendent's office by September 1st, of the contract year. No salary shall be paid to a teacher until this is done. It is the responsibility of the superintendent to see that all hours of credit are coded accurately.

6. To be placed on the MA9 or MA18 level a teacher must meet the following conditions:
a. eligible for MA
b. additional hours be of graduate level
c. additional hours to be in teaching field or be some value to the Ravenna Schools

7. A complete transcript shall be placed on file in the school superintendent's office by September 1st, of the contract year.

8. Horizontal and vertical movement on the salary schedule is limited to one (1) step down and one (1) step across per contract year, if the contracted employee qualifies for such movement through earning additional years of teaching experience or through earning additional education.

ARTICLE V
Leaves

A. Sick Leave
At the beginning of each school year each teacher shall be credited with ten (10) days of sick leave allowance to be used for absences caused by illness or temporary disability of the teacher. Teachers new to the system will be given

fifteen (15) days the first year of their employment. Teachers will be allowed to use sick leave for illness in the immediate family: (spouse, children, parents, mother-in-law, father-in-law). Sick leave may accumulate from year to year up to fifty (50) days. A doctor's statement may be required after five (5) days of continued illness. The administration shall furnish to each teacher a written statement at the beginning of each school year setting forth the total sick leave.

B. Personal Leave

There shall be three (3) days personal leave per teacher per year. Personal leave does not carry over. The number of teachers who take leave at the same time may be restricted by the administration. Application shall be made at least two days in advance. Personal leave may be taken before or after a scheduled vacation with approval of the superintendent. Teachers will be paid $100 per day for up to two unused personal days per contract year.

C. Professional Leave

Each teacher shall be allowed five (5) days professional leave with administrative approval.

D. Bereavement Leave

A maximum of five (5) sick leave days may be used each year as bereavement leave to allow a staff member to attend funeral services and for the purpose of bereavement. Should the death of a spouse or child cause sickness (physical, emotional, or mental), the staff member may be entitled to use other leave as provided by law or this agreement.

E. Full "Dock Days" Leave

Staff members covered by this agreement are entitled to up to 10 "dock days" of additional leave in excess of the leave provided herein, so long as their leave is otherwise qualifying under another leave provision in this agreement and they have complied with all of the requirements of that provision for taking the leave. Dock day leave will be taken at a reduction of the staff member's total salary and benefit cost per day. This provision shall not apply, and the staff member is not allowed to take dock day leave, if the staff member is eligible for any other type of leave, including but not limited to leaves such as those provided in the agreement, the FMLA, and or Short or long-term disability.

ARTICLE VI
Miscellaneous Provisions

A. Mileage and Expenses

Mileage and expense shall be paid to the individual teacher as follows:

1. to attend curriculum meetings.

2. to attend specific subject area activities in which students are involved.

In each case approval by the Administrator is required in advance.

B. Reimbursement for K-12 teachers using their planning period to substitute.

K-12 teachers that are requested to substitute for a staff member during their planning period will be reimbursed at the rate of $15.00 per period.

ARTICLE VII
Duration of Agreement

This contract will be effective as of the beginning of the **2026-2027** school year and shall continue in effect until a substitute contract is adopted, which shall then be fully retroactive to the beginning of the **2026-2027** school year, except that any insurance premium shall be effective as soon as possible after settlement.

ARTICLE VIII
Document Authorization

In witness whereof the parties hereto caused this Contract to be signed by their respective presidents, attested by their respective chief negotiators and their signature to be placed hereon, all on the day and year first above written.

RAVENNA EDUCATION ASSOCIATION	**RAVENNA BOARD OF EDUCATION DISTRICT #69**
By_____ President	By_____ President
By_____ Chief Negotiator	By_____ Chief Negotiator

Note: As of September 11, 2006, the REA will offer the initial proposal for each year of the negotiation process.

RAVENNA PUBLIC SCHOOLS

2026-2027 SALARY SCHEDULE Base Salary $ 39,250.00

Vert Index: 4%

Horz Index: 5%

Last two steps in columns E, F, &G are: 2%

	A	B	C	D	E	F	G
	BA	BA+9	BA+18	BA+27	MA	MA+9	MA+18
0	$ 39,250.00 1.00	$ 41,212.50 1.05	$ 43,175.00 1.10	$ 45,137.50 1.15	$ 47,100.00 1.20	$ 49,062.50 1.25	$ 51,025.00 1.30
1	$ 40,820.00 1.04	$ 42,782.50 1.09	$ 44,745.00 1.14	$ 46,707.50 1.19	$ 48,670.00 1.24	$ 50,632.50 1.29	$ 52,595.00 1.34
2	$ 42,390.00 1.08	$ 44,352.50 1.13	$ 46,315.00 1.18	$ 48,277.50 1.23	$ 50,240.00 1.28	$ 52,202.50 1.33	$ 54,165.00 1.38
3	$ 43,960.00 1.12	$ 45,922.50 1.17	$ 47,885.00 1.22	$ 49,847.50 1.27	$ 51,810.00 1.32	$ 53,772.50 1.37	$ 55,735.00 1.42
4	$ 45,530.00 1.16	$ 47,492.50 1.21	$ 49,455.00 1.26	$ 51,417.50 1.31	$ 53,380.00 1.36	$ 55,342.50 1.41	$ 57,305.00 1.46
5		$ 49,062.50 1.25	$ 51,025.00 1.30	$ 52,987.50 1.35	$ 54,950.00 1.40	$ 56,912.50 1.45	$ 58,875.00 1.50
6		$ 50,632.50 1.29	$ 52,595.00 1.34	$ 54,557.50 1.39	$ 56,520.00 1.44	$ 58,482.50 1.49	$ 60,445.00 1.54
7			$ 54,165.00 1.38	$ 56,127.50 1.43	$ 58,090.00 1.48	$ 60,052.50 1.53	$ 62,015.00 1.58
8			$ 55,735.00 1.42	$ 57,697.50 1.47	$ 59,660.00 1.52	$ 61,622.50 1.57	$ 63,585.00 1.62
9				$ 59,267.50 1.51	$ 61,230.00 1.56	$ 63,192.50 1.61	$ 65,155.00 1.66
10				$ 60,837.50 1.55	$ 62,800.00 1.60	$ 64,762.50 1.65	$ 66,725.00 1.70
11					$ 64,370.00 1.64	$ 66,332.50 1.69	$ 68,295.00 1.74
12					$ 65,940.00 1.68	$ 67,902.50 1.73	$ 69,865.00 1.78
13					$ 66,725.00 1.70	$ 69,472.50 1.77	$ 71,435.00 1.82
14					$ 67,510.00 1.72	$ 70,257.50 1.79	$ 72,220.00 1.84
15						$ 71,042.50 1.81	$ 73,005.00 1.86

2026 - 2027 EXTRA DUTY SCHEDULE			
	Base Salary $39,250		
	Each unit equals 1% of base salary		
	Activities Director	14	
	Head Football	12	
	Asst Football	7	
	Asst Football	7	
	Asst Football	7	
	JH Football	5	
	JH Football	5	
	Head Cross Country	9	
	Asst Cross Country	7	
	Head Volleyball	12	
	Asst Volleyball	7	
	Asst Volleyball	7	
	JH Volleyball	5	
	JH Volleyball	5	
	Girls Golf	7	
	Head Boys Basketball	12	
	Asst Boys Basketball	7	
	Asst Boys Basketball	7	
	JH Boys Basketball	5	
	JH Boys Basketball	5	
	Head Girls Basketball	12	
	Asst Girls Basketball	7	
	Asst Girls Basketball	7	
	JH Girls Basketball	5	
	JH Girls Basketball	5	
	Head Boys Wrestling	12	

	Asst Boys Wrestling	7	
	JH Boys Wrestling	5	
	JH Boys Wrestling	5	
	Head Girls Wrestling	12	
	Asst Girls Wrestling	7	
	JH Girls Wrestling	5	
	JH Girls Wrestling	5	
	Head Track	12	
	Asst Track	5	
	Asst Track	5	
	Asst Track	5	
	Asst Track	5	
	Asst Track	2.5	
	Asst Track	2.5	
	Boys Golf	7	
	Spring Play	6	
	One Act Play Lead Director	7	
	One Act Play Assistant Director 1	2.5	
	One Act Play Assistant Director 1	2.5	
	Speech	3	
	Yearbook Sponsor	6	
	Junior Class Sponsor (constant)	3	
	Junior Class Sponsor (rotating)	3	
	Cheer Sponsor	6	
	SkillsUSA	4	
	FBLA Sponsor	6	
	Concession Stand	4	
	Band/Color Guard	5	
	Color Guard	1	
	Vocal Music	3	
All of the above			

positions will be increased by 10% of the original base for a			
maximum of four years if the teacher remains in the same position.			
	Science Olympiad	2	
	Pep Band	3	
	Student Council	2	
	National Honor Society	1	
	Senior Class Sponsor	2	
	Sophomore Class Sponsor	2	
	Freshman Class Sponsor	2	
	8th Grade Sponsor	1	
	7th Grade Sponsor	1	
	STAR Sponsor	2	
	Summer Conditioning (Wt Room)	7	
	Youth Advisory Board Sponsor	2	
	Special Olympics	1	
All of the above positions are static and not subject to the 10% increase.	Friends Program	2	
	Extended Contract	10 Days	
	Extended Contract	20 Days	
	Distance Learning or Dual Credit	$1,000 per class period per semester	
	FFA Sponsor	$1,500	
	Secondary HAL(½)	$750	
	Secondary HAL(½)	$750	
	Elementary HAL	$1,500	
	AcaDeca	$1,300	
	Dance Team	$1,500	

	Quiz Bowl	$250	
	Robotics	$1,500	
	MTSS Problem Solving Team	$550	

APPENDIX A

Definition of Grievance. A grievance is an allegation by an employee or group of employees that there has been a violation of a provision of the negotiated agreement or a policy of the board of education.

Procedural Steps. The procedure for handling grievances is as set forth below.

Step 1 - Oral Notice to Principal. The grievant shall initiate the grievance by presenting it to his or her principal or immediate supervisor within fourteen (14) days from the date that the grievant knew or should have known of the incident giving rise to the grievance.

Step 2 - Written Grievance to the Principal. If the grievance is not resolved to the satisfaction of the grievant within five (5) days of the meeting with the principal, the grievant representative may present the grievance in writing to the principal.

The principal shall schedule a meeting within three (3) days of receipt of the written grievance to discuss the elements of the grievance. The principal shall submit his or her determination in writing to the grievant within five (5) days of the meeting.

Step 3 - Written Appeal to the Superintendent of Schools. If the determination of the principal is not satisfactory to the grievant, the grievant may appeal it to the superintendent of schools or his or her designated representative. Said appeal shall be presented, in writing, to the office of the superintendent of schools within five (5) days of receipt of the principal's determination.

The superintendent of schools or a designee shall hold a formal meeting within seven (7) days of receiving the written appeal. The superintendent of schools or a designated representative sha11 make a written determination regarding the grievance within five (5) days of the date of the meeting.

Step 4 - Appeal to the Board of Education. If the determination of the superintendent of schools is not satisfactory to the grievant, the grievant may appeal it to the board within five (5) days of receipt of the superintendent's decision. The board shall hear the grievance within thirty (30) days in open or closed session in accordance with

the law. The board sha11 notify the grievant of its decision within five (5) days of hearing the grievance.

Written Presentation. A11 grievances presented at Step 2 and subsequent steps of the procedure sha11 set forth in writing all facts giving rise to the grievance, the provision(s) of the Agreement or policy alleged to have been violated, the names of the grievant(s), the names of all witnesses, and the remedy sought by the grievant. All grievances at Step 2 and appeals at Step 3 and Step 4 shall be signed and dated by the aggrieved employee. A11 written answers submitted by the district shall be signed and dated by the appropriate district representative.

Grievance Meetings or Hearings. A11 meetings and hearings conducted under this procedure up to and including Step 3 shall be conducted in private and shall include only the administration's representatives, the grievant, the grievant's representatives, and witnesses as necessary.

Association Representation. A grievant sha11 have the right to have an Association representative present to represent the grievant at each level of the grievance procedure.

Reprisals. No reprisals of any kind shall be taken against any employee who uses this grievance procedure in good faith.

Withdrawal of a Grievance. A grievant may withdraw his or her grievance at any 1eve1 of the procedure without fear of reprisal from any party.

Advanced Step Filing. A grievance shall be filed initially at the level at which the decision resulting in the grievance was made.

Time Limitations. Time limitations herein are critical. All references to days are calendar days. No grievance sha11 be accepted by the district unless it is submitted or appealed within the time limits set forth in this Agreement. If at any time during the grievance process, it is discovered that the grievance was not filed or appealed in a timely manner, the grievance shall be dismissed. If the grievance is not submitted in a timely manner at Step 1 or Step 2, it sha11 be deemed to be waived. If the grievance is not appealed to Step 3 in a timely manner, it shall be deemed to have been settled in accordance with the district's Step 2 determination. If the district fails to answer within the time limits set forth in this Agreement, the grievance shall automatically proceed to the next step.
When the deadline for taking an action fal-1s on a Saturday, a Sunday or a legal holiday, the time for taking the action shall be extended to the next working day.

Requirement to Grieve. This grievance procedure is not discretionary and cannot be waived except through the express written consent of the board. No administrator or board member, individually, has the authority to waive the requirements of this procedure. Any grievance covered by this procedure but not raised pursuant to the requirements herein, including any grievance abandoned, will be forfeited.

TEACHER'S CONTRACT

For Class II, III, & VI Schools and Class I Schools with a Superintendent

THIS CONTRACT made by and between the School District of Ravenna, District No. 69, in the County of Buffalo, in the State of Nebraska, hereinafter referred to as the District, and Jennifer Dozler, a legally qualified teacher, hereinafter referred to as Teacher.
WITNESSETH: That the Board of Education of the District hereby agrees to employ the Teacher above named in the schools of the District for a school year, which shall begin on or about August 10th, 2026 and end on or about May 21st, 2027, and shall consist of 182 days of service and that the Teacher hereby agrees to accept such employment at a salary of $69,865 (pending Superintendent review) and under the following conditions.

FIRST: The salary of the Teacher shall be payable in twelve equal installments. The first installment shall be payable on the 20th day of September, 2026, and the remaining installments shall be payable on the 20th day of each month thereafter.

SECOND: The teacher hereby agrees to be governed by the policies of the Board of Education of the District and that the teaching duties to be performed by him/her under this contract shall be subject to assignment of the Superintendent of the District with the approval of the Board of Education of the District; and further agrees to devote full time, during days of school to his/her position in all respects, to diligently and faithfully perform the assigned duties as Teacher to the best of his/her professional ability.

THIRD: In addition to the teaching duties set forth herein, the Teacher may be assigned such "extra duty" assignments as defined from time to time by the parties of this agreement which shall be upon such terms and conditions and at such additional stated rate of compensation as the Teacher and the District may from time to time agree upon.

FOURTH: This contract may be canceled or amended by a majority of the members of the school board during the school year for any of the following reasons: (a) upon cancellation, termination, revocation or suspension of the teacher's certificate by the State Board of Education; (b) breach of any of the material provisions of this contract; (c) for any reason set forth in this contract; (d) incompetency; (e) neglect of duty; (f) unprofessional conduct; (g) insubordination; (h) immorality, or (i) physical or mental incapacity. Cancellation or amendment under this contract shall be governed by the provisions of 79-12,110, R.R.S. (1982 Supp.)

FIFTH: That upon termination of this contract for just cause, or upon the release of the Teacher from this contract, the compensation paid or to be paid hereunder shall be an amount which bears the same ratio to the yearly salary herein specified as the number of days of service to the date of such termination bears to 182 days of service. Any unearned fractional portion of an installment paid but not earned prior to termination of the contract shall be refunded by the Teacher.

SIXTH: There shall be no penalty for release or resignation by the Teacher from this contract; provided no resignation shall become effective until the close of the school year unless accepted by the Board of Education of the District and the Board shall fix the time at which the resignation is to take effect.

SEVENTH: This contract shall conform to the regulations governing deductions from the above stated compensation with reference to Withholding Tax, Social Security and Teachers Retirement. Other deductions may be withheld as agreed to by the parties to this contract.

EIGHTH: The Teacher hereby affirms that he/she is not under contract with another School Board or Board of Education within this State covering a part or all of the same time of performance as is contemplated by this agreement. The Teacher further affirms that at the beginning of the term of this contract he/she holds or will hold a valid Nebraska Teaching Certificate. It is understood and agreed that this contract is not valid until the Teacher's Certificate, as herein listed, is registered in the office of the Superintendent of Schools in this County and that the Teacher shall not be compensated for any services performed prior to the date of registration of this certificate.

NINTH: Terms and conditions set forth in this agreement shall be subject to such wages and conditions of employment as may, from time to time, be mutually agreed upon by and between the Board and teachers or a duly recognized collective bargaining agent for said teachers, and said agreement, when reduced to writing, and executed by the parties, shall be deemed to be included herein by reference and shall become a part hereof.

TENTH: Hereafter, this contract may be continued by a separate, annual written "Renewal Agreement" which shall incorporate all the provisions hereof by reference, except as stated on such Renewal Agreement. Renewal Agreements or renewal contracts must be executed by the Teacher and delivered to the Superintendent of Schools or the Secretary of the Board of Education of the District within fifteen (15) calendar days of receipt thereof from the district. Said Renewal Agreement or renewal contract shall not be offered to the Teacher prior to March 15th. Contract renewal, amendment, termination or cancellation shall also be subject to the requirements of Sections 79-12,111 through 79-12,114 R.R.S. (1982 Supp) and any other applicable state statutes.

ELEVENTH: The failure to return a signed copy of the contract or renewal agreement to the Superintendent of Schools or Secretary of the Board of Education of the district on or before January 30th, 2026 shall constitute a rejection by the teacher of the offer of employment.

TWELFTH: Other Contract Terms:

MA18 G12 1.78 (pending Superintendent review)

Executed this 23 day of January, 2026 Jennifer Dozler Teacher

School District of Ravenna, District #69, County of Buffalo, State of Nebraska
Executed this 9th day of February, 2026

President:_____

Secretary:_____

TEACHER'S CONTRACT

For Class II, III, & VI Schools and Class I Schools with a Superintendent

THIS CONTRACT made by and between the School District of Ravenna, District No. 69, in the County of Buffalo, in the State of Nebraska, hereinafter referred to as the District, and Mallory Sekutera, a legally qualified teacher, hereinafter referred to as Teacher.
WITNESSETH: That the Board of Education of the District hereby agrees to employ the Teacher above named in the schools of the District for a school year, which shall begin on or about August 10th, 2026 and end on or about May 21st, 2027, and shall consist of 182 days of service and that the Teacher hereby agrees to accept such employment at a salary of $50,632.50 (pending Superintendent review) and under the following conditions.

FIRST: The salary of the Teacher shall be payable in twelve equal installments. The first installment shall be payable on the 20th day of September, 2026, and the remaining installments shall be payable on the 20th day of each month thereafter.

SECOND: The teacher hereby agrees to be governed by the policies of the Board of Education of the District and that the teaching duties to be performed by him/her under this contract shall be subject to assignment of the Superintendent of the District with the approval of the Board of Education of the District; and further agrees to devote full time, during days of school to his/her position in all respects, to diligently and faithfully perform the assigned duties as Teacher to the best of his/her professional ability.

THIRD: In addition to the teaching duties set forth herein, the Teacher may be assigned such "extra duty" assignments as defined from time to time by the parties of this agreement which shall be upon such terms and conditions and at such additional stated rate of compensation as the Teacher and the District may from time to time agree upon.

FOURTH: This contract may be canceled or amended by a majority of the members of the school board during the school year for any of the following reasons: (a) upon cancellation, termination, revocation or suspension of the teacher's certificate by the State Board of Education; (b) breach of any of the material provisions of this contract; (c) for any reason set forth in this contract; (d) incompetency; (e) neglect of duty; (f) unprofessional conduct; (g) insubordination; (h) immorality, or (i) physical or mental incapacity. Cancellation or amendment under this contract shall be governed by the provisions of 79-12,110, R.R.S. (1982 Supp.)

FIFTH: That upon termination of this contract for just cause, or upon the release of the Teacher from this contract, the compensation paid or to be paid hereunder shall be an amount which bears the same ratio to the yearly salary herein specified as the number of days of service to the date of such termination bears to 182 days of service. Any unearned fractional portion of an installment paid but not earned prior to termination of the contract shall be refunded by the Teacher.

SIXTH: There shall be no penalty for release or resignation by the Teacher from this contract; provided no resignation shall become effective until the close of the school year unless accepted by the Board of Education of the District and the Board shall fix the time at which the resignation is to take effect.

SEVENTH: This contract shall conform to the regulations governing deductions from the above stated compensation with reference to Withholding Tax, Social Security and Teachers Retirement. Other deductions may be withheld as agreed to by the parties to this contract.

EIGHTH: The Teacher hereby affirms that he/she is not under contract with another School Board or Board of Education within this State covering a part or all of the same time of performance as is contemplated by this agreement. The Teacher further affirms that at the beginning of the term of this contract he/she holds or will hold a valid Nebraska Teaching Certificate. It is understood and agreed that this contract is not valid until the Teacher's Certificate, as herein listed, is registered in the office of the Superintendent of Schools in this County and that the Teacher shall not be compensated for any services performed prior to the date of registration of this certificate.

NINTH: Terms and conditions set forth in this agreement shall be subject to such wages and conditions of employment as may, from time to time, be mutually agreed upon by and between the Board and teachers or a duly recognized collective bargaining agent for said teachers, and said agreement, when reduced to writing, and executed by the parties, shall be deemed to be included herein by reference and shall become a part hereof.

TENTH: Hereafter, this contract may be continued by a separate, annual written "Renewal Agreement" which shall incorporate all the provisions hereof by reference, except as stated on such Renewal Agreement. Renewal Agreements or renewal contracts must be executed by the Teacher and delivered to the Superintendent of Schools or the Secretary of the Board of Education of the District within fifteen (15) calendar days of receipt thereof from the district. Said Renewal Agreement or renewal contract shall not be offered to the Teacher prior to March 15th. Contract renewal, amendment, termination or cancellation shall also be subject to the requirements of Sections 79-12,111 through 79-12,114 R.R.S. (1982 Supp) and any other applicable state statutes.

ELEVENTH: The failure to return a signed copy of the contract or renewal agreement to the Superintendent of Schools or Secretary of the Board of Education of the district on or before January 30th, 2026 shall constitute a rejection by the teacher of the offer of employment.

TWELFTH: Other Contract Terms:

BA9 B6 1.29 (pending Superintendent review)

Executed this 23 day of January, 2026 Mallory Sekutera Teacher

School District of Ravenna, District #69, County of Buffalo, State of Nebraska
Executed this 9th day of February, 2026

President:_____

Secretary:_____

TEACHER'S CONTRACT

For Class II, III, & VI Schools and Class I Schools with a Superintendent

THIS CONTRACT made by and between the School District of Ravenna, District No. 69, in the County of Buffalo, in the State of Nebraska, hereinafter referred to as the District, and Steve Spiehs, a legally qualified teacher, hereinafter referred to as Teacher.

WITNESSETH: That the Board of Education of the District hereby agrees to employ the Teacher above named in the schools of the District for a school year, which shall begin on or about August 10th, 2026 and end on or about May 21st, 2027, and shall consist of 182 days of service and that the Teacher hereby agrees to accept such employment at a salary of $71,042.50 (pending Superintendent review) and under the following conditions.

FIRST: The salary of the Teacher shall be payable in twelve equal installments. The first installment shall be payable on the 20th day of September, 2026, and the remaining installments shall be payable on the 20th day of each month thereafter.

SECOND: The teacher hereby agrees to be governed by the policies of the Board of Education of the District and that the teaching duties to be performed by him/her under this contract shall be subject to assignment of the Superintendent of the District with the approval of the Board of Education of the District; and further agrees to devote full time, during days of school to his/her position in all respects, to diligently and faithfully perform the assigned duties as Teacher to the best of his/her professional ability.

THIRD: In addition to the teaching duties set forth herein, the Teacher may be assigned such "extra duty" assignments as defined from time to time by the parties of this agreement which shall be upon such terms and conditions and at such additional stated rate of compensation as the Teacher and the District may from time to time agree upon.

FOURTH: This contract may be canceled or amended by a majority of the members of the school board during the school year for any of the following reasons: (a) upon cancellation, termination, revocation or suspension of the teacher's certificate by the State Board of Education; (b) breach of any of the material provisions of this contract; (c) for any reason set forth in this contract; (d) incompetency; (e) neglect of duty; (f) unprofessional conduct; (g) insubordination; (h) immorality, or (i) physical or mental incapacity. Cancellation or amendment under this contract shall be governed by the provisions of 79-12,110, R.R.S. (1982 Supp.)

FIFTH: That upon termination of this contract for just cause, or upon the release of the Teacher from this contract, the compensation paid or to be paid hereunder shall be an amount which bears the same ratio to the yearly salary herein specified as the number of days of service to the date of such termination bears to 182 days of service. Any unearned fractional portion of an installment paid but not earned prior to termination of the contract shall be refunded by the Teacher.

SIXTH: There shall be no penalty for release or resignation by the Teacher from this contract; provided no resignation shall become effective until the close of the school year unless accepted by the Board of Education of the District and the Board shall fix the time at which the resignation is to take effect.

SEVENTH: This contract shall conform to the regulations governing deductions from the above stated compensation with reference to Withholding Tax, Social Security and Teachers Retirement. Other deductions may be withheld as agreed to by the parties to this contract.

EIGHTH: The Teacher hereby affirms that he/she is not under contract with another School Board or Board of Education within this State covering a part or all of the same time of performance as is contemplated by this agreement. The Teacher further affirms that at the beginning of the term of this contract he/she holds or will hold a valid Nebraska Teaching Certificate. It is understood and agreed that this contract is not valid until the Teacher's Certificate, as herein listed, is registered in the office of the Superintendent of Schools in this County and that the Teacher shall not be compensated for any services performed prior to the date of registration of this certificate.

NINTH: Terms and conditions set forth in this agreement shall be subject to such wages and conditions of employment as may, from time to time, be mutually agreed upon by and between the Board and teachers or a duly recognized collective bargaining agent for said teachers, and said agreement, when reduced to writing, and executed by the parties, shall be deemed to be included herein by reference and shall become a part hereof.

TENTH: Hereafter, this contract may be continued by a separate, annual written "Renewal Agreement" which shall incorporate all the provisions hereof by reference, except as stated on such Renewal Agreement. Renewal Agreements or renewal contracts must be executed by the Teacher and delivered to the Superintendent of Schools or the Secretary of the Board of Education of the District within fifteen (15) calendar days of receipt thereof from the district. Said Renewal Agreement or renewal contract shall not be offered to the Teacher prior to March 15th. Contract renewal, amendment, termination or cancellation shall also be subject to the requirements of Sections 79-12,111 through 79-12,114 R.R.S. (1982 Supp) and any other applicable state statutes.

ELEVENTH: The failure to return a signed copy of the contract or renewal agreement to the Superintendent of Schools or Secretary of the Board of Education of the district on or before February 6th, 2026 shall constitute a rejection by the teacher of the offer of employment.

TWELFTH: Other Contract Terms:

MA9 1.81 (pending Superintendent review)

Executed this 4th day of February, 2026 Stephen Spiehs Teacher

School District of Ravenna, District #69, County of Buffalo, State of Nebraska
Executed this 9th day of February, 2026

President:_____

Secretary:_____

6037
Selection and Review of Library Media

The board approves curriculum and curriculum-related materials for the district with input from administrators and staff. Those processes are covered in other board policies. Staff members seeking to procure materials for use during instruction must follow board policy, practices, and directives. Those items are not covered by this policy.

The district procures library books and other media available to students that are not part of a specific class or curriculum. For purposes of this policy, those will be called library materials. This policy addresses the selection and review of library materials, regardless of their source. This policy applies regardless of whether library materials are purchased using district funds, donated, or shared at no cost to the district.

No Right to Materials. The board supports having excellent educational opportunities for students, including availability of library materials used to enrich the educational experience. However, the board and administration are responsible for considering materials based on a variety of factors and legal obligations. There is no right to force any material to be included or excluded. Staff requesting library materials do so only within the course and scope of their employment with the district.

Selection Process. The selection and approval of new library materials must comply with the district's general requisition, donation, and budgeting requirements. To ensure materials selected are appropriate for the district's students and consistent with the district's legal obligations, the following process applies to selection of library materials.

The superintendent will establish a library material review committee on an as-needed basis, consisting of at least one administrator, one teacher, and the librarian or media specialist. If the district has no assigned librarian or media specialist, then the committee will include two administrators and a teacher. The superintendent may appoint any teacher he or she deems appropriate based on availability and expertise related to the requested materials.

The school librarian, media specialist, or any individual requesting inclusion of library materials is responsible for submitting the request in writing to the library material review committee. The request must include the following

1. Name of the book, material, or resource;
2. The author, publisher, and supplier of the material;

3. The physical medium (*i.e.*, book, magazine, video, game, digital subscription, etc.);
4. The cost of the material;
5. A summary of the content of the material, including how it supports age-appropriate learning objectives, enriches the curriculum, and/o supports student development and learning;
6. The material's accolades, such as presence on best seller lists, awards won, and recommendations from professional library journals and organizations with a focus on K-12 school library materials; and
7. Whether any of the content in the material represents a perspective that may not be universal, such as a political, religious, or social perspective for which disagreement or differences of opinion exist. The summary should include a description of these items.

The committee will review the requested materials within the timeframe established by the superintendent. In the event the committee does not agree on a particular request, the administrator makes the final determination. There is no appeal from this determination.

The request must include the following:

1. Name of the book, material, or resource;
2. The author, publisher, and supplier of the material;
3. The physical medium (*i.e.*, book, magazine, video, game, digital subscription, etc.);
4. The cost of the material;
5. A summary of the content of the material, including how it supports age-appropriate learning objectives, enriches the curriculum, and/o supports student development and learning;
6. The material's accolades, such as presence on best seller lists, awards won, and recommendations from professional library journals and organizations with a focus on K-12 school library materials; and
7. Whether any of the content in the material represents a perspective that may not be universal, such as a political, religious, or social perspective for which disagreement or differences of opinion exist. The summary should include a description of these items.

There is no appeal from the determination of the board.

Requested Review of Library Materials. A concerned parent of a current student or patron living within the school district boundaries may request the review of a specific library material (*i.e.*, a specific book, magazine, etc.) or portion of a specific library material. The parent or patron must first discuss their concern with the building principal and explain their concern regarding

the library material. If there is no principal assigned to that building, the parent or patron should discuss their concern with the superintendent. The board believes most concerns will be resolved in this manner.

If the parent or patron is unsatisfied after the informal review and discussion with the relevant administrator, they may request a review in writing. To request a review, the individual must complete the Library Material Review Request form and submit it to the superintendent.

The superintendent will review the request with the board curriculum committee within a reasonable time after receiving it. The committee may consult with or seek input from the school's librarian or media specialist, staff, and legal counsel at its discretion. The committee will make a recommendation to the board to remove the material, keep the material, restrict access to the material to students based on age or grade level, or make any other determination or recommendation the committee deems appropriate. The board will review the request, consider the committee's recommendation, and make a determination regarding the requested review. The decision regarding the review will be communicated to the requester in writing by the superintendent.

The decision of the board is final, and there is no appeal regarding the review of library material.

Additional Rules for Library Media Review. Unless the superintendent decides otherwise, the library material will remain in circulation while a review is pending. Unless otherwise required by law, no library material will be reviewed again within 4 years after a requested review is completed. Any parent or patron requesting review of multiple library materials may only request a maximum of 5 materials to be reviewed at one time, and a new request cannot be submitted until the prior review is completed and notice of the determination is provided to the requesting party. Nothing in this policy prohibits the superintendent or their designee from reviewing library material outside of the review process contained in this policy and taking any action the superintendent or their designee deems appropriate.

Adopted on: October 10th, 2022
Revised on: _____
Reviewed on: _____

Library Material Review Request Form

Only a patron of the district or parent of a current student may request review of a library material. Prior to submitting a request, please review the board's policy on Selection and Review of Library Materials. The policy is located on the district's website, or you can request a copy via email from the superintendent.

Name:_____ **Phone**:_____

Address:_____

Written requests to review library materials will not be considered unless the requester identifies the specific material in question and first discusses their concern with the appropriate administrator as required by board policy. Please list the date of the conversation with the administrator:_____

Title of Material:_____

Author/Publisher:_____

Type of Material (book, magazine, video, etc.):_____

Reason for Requesting Review (attach additional page if necessary):

_____
_____
_____
_____

Please list the specific portion of the material you find objectionable, including specific page references, sections, volumes, etc.:

_____
_____
_____

Signature:_____

For District Use Only

Date Received:_____

Received By:_____

Reviewed on:_____

Date Determination Sent to Requester:_____

6037
Selection and Review of Library Media

I. Mission & Purpose of the RPS Library Media Program

The mission of the Ravenna Public Schools Library Media Program is to ensure that students and staff are effective users and creators of ideas and information. The school library supports access to information, promotes critical thinking, nurtures creativity, and encourages an appreciation of literature and multiple perspectives.

II. Goals & Objectives

The Ravenna Public Schools Library Media Program aims to:

1. **Maintain a current and balanced collection** that supports curriculum, personal interests, and inquiry.

2. **Collaborate with teachers, administrators, and district staff** to ensure resources align with instructional needs.

3. **Provide materials that encourage respect for** representing multiple cultures, viewpoints, and life experiences.

4. **Offer resources in varied formats and difficulty levels** to meet the needs of all learners.

5. **Teach media and information literacy**, helping students become critical and responsible consumers and producers of information.

III. Responsibility for Collection Management

The **certified school librarian** at each building is responsible for selecting, evaluating, and managing library materials. This responsibility includes:

- Selection of new materials
- Deselection and weeding
- Managing gifts and donations
- Overseeing reconsideration processes

Students, staff, administrators, and parents are encouraged to submit recommendations; however, **final decisions rest with the school librarian**, in alignment with district policy.

RPS recognizes the **American Library Association's Library Bill of Rights** and affirms that the presence of any material in the collection does **not** imply district endorsement of its content.

IV. Selection of Library Materials

A. Selection Philosophy

Library materials are selected to meet student learning needs, support curriculum, encourage reading, and develop critical thinking. Materials should represent a variety of ideas, perspectives, and experiences to support intellectual growth.

B. Selection Process

1. The school librarian evaluates resources using professional knowledge, district criteria, and instructional needs.

2. Curated lists and potential additions may be reviewed collaboratively by the respective building administration team

3. Whenever possible, the librarian examines the material in person or through verified previews.

4. Professional review sources are consulted, including but not limited to:
    - *School Library Journal*
    - *Kirkus*
    - *Booklist*
    - *Publisher's Weekly*
    - *Junior Library Guild*
    - Common Sense Media
    - Professional organizations such as ALA or NCTE
5. Final additions to the collection are made by the librarian, guided by district-approved criteria.

C. Selection Criteria

Materials selected for the library must:

- Support curriculum, inquiry, and personal reading interests

- Reflect age, ability, developmental level, and learning needs of students

- Stimulate intellectual growth, factual knowledge, and literary appreciation
- Offer multiple perspectives and represent varied cultures, identities, and experiences
- Represent high-quality writing, accuracy, and reliability
- Meet standards of physical durability and cost effectiveness
- Include print and digital formats, such as databases, e-books, audiobooks, and online products
- Place principle above personal opinion in fulfilling educational purposes

D. Evaluation Standards for Print & Digital Materials

Print Materials

Considerations include:

- Appropriateness and developmental suitability
- Authority, accuracy, and bias identification
- Literary merit and clarity of writing
- Comparison to other available works
- Organization, accessibility, and usability
- Cost and physical quality
- Timeliness and relevance

Electronic Resources

Additional considerations include:

- Currency and version history
- Sustainability and licensing
- Usability for students
- Technical reliability
- Cost effectiveness

Electronic resources are subject to the same appropriateness and accuracy criteria as print materials.

V. Gifts & Donations

- RPS welcomes monetary donations through appropriate district channels.
- Donated books or items will be evaluated using the same criteria as all new materials.
- The librarian may accept or decline materials based on relevance, condition, and alignment with selection criteria.
- Donations become district property; unusable or outdated items may be recycled or disposed of according to district procedures.

VI. Deselection (Weeding)

Deselection is essential for maintaining a relevant, high-quality collection. The RPS librarian will continuously evaluate the collection and deselect books as needed.

Materials may be deselected by the librarian if they are:

- Misleading, outdated, or factually inaccurate
- Worn or damaged
- Superseded by newer editions
- No longer needed for curriculum or interest
- No longer circulating
- Duplicates that exceed demand
- Not reflective of current district selection standards

Benefits of Deselection

- Keeps collections current and accurate
- Improves usability and appearance

- Identifies items needing repair or replacement
- Frees space for new materials
- Ensures alignment with curriculum and community needs

Disposal Guidelines

- Items marked for deselection must be approved by the Ravenna Board of Education before being disposed of.
- Items being disposed must be removed from the catalog
- Items may be recycled or disposed of if unusable.
- Some materials may be redistributed for classroom or district-supported educational use (within policy limits).
- Items may be donated or given away once approved for disposal.

VII. Procedures for Handling Challenges & Reconsideration

Ravenna Public Schools encourages direct communication with the school librarian regarding concerns over a child's reading choices.

A. Initial Concern

1. The complainant contacts the school librarian to discuss concerns.
2. The librarian may offer alternative materials for the complainant's student, if appropriate.

B. Formal Reconsideration

If the issue is not resolved informally:

1. The complainant completes the **RPS Request for Reconsideration Form**.
2. The complainant is encouraged to read the entire work. RPS will provide a copy if needed.
3. The RPS librarian convenes a **Reconsideration Committee** of at least three school employees.

4. Committee members read the material in full and complete evaluation worksheets.

- During the reconsideration meeting, the committee reviews:
    - The educational mission of RPS
    - Professional reviews
    - The complainant's concerns
    - The librarian's contextual statement

5. After discussion, the committee votes. Decisions are based on educational merit and suitability.

6. The RPS librarian communicates the decision to the complainant, superintendent, principal, and school librarian.

7. The material **remains in circulation during the process**.

8. Appeals may be made to the superintendent.

9. Appeals may also be made to the board of education, after the superintendent has ruled on the matter.

C. Reconsideration Limitations

- Only RPS district residents or parents/guardians of RPS students may submit reconsiderations.
- One active reconsideration per individual at a time.
- A title may not be reconsidered more than once per calendar year.
- No more than two reconsiderations will be reviewed every 30 days while school is in session.
- All requests are processed in the order received.

VIII. Forms

RPS will maintain the following forms as appendices:

- **RPS Request for Reconsideration of Materials**
- **RPS Book Review Committee Worksheet**
- **RPS Reconsideration Ballot**

Adopted on: February 9,2026

Revised on: February 9,2026

Reviewed on: February 9, 2026

Ravenna Public Schools (RPS)

Request for Reconsideration of Library Materials

Updated 2025

Date

Request Initiated By:

Name

Address

City, State Zip

Phone

Email

Do you represent yourself or an organization?

Name of organization if applicable

Material to be Reviewed:

Title:

Author:

Publisher/Year:

1. To what in the book or material do you object: (Please be specific. Cite pages, references, etc.)

2. What brought this resource to your attention?

3. Have you examined the entire resource? If not, which sections did you review?

4. What concerns you about the resource?

6. What action are you requesting the committee consider?

Ravenna Public Schools (RPS)

Book Review Committee Worksheet

Updated 2025

Section 1: Resource Information

- **Title of Material:** _____
- **Author:**_____
- **Publisher / Year:** _____

Section 2: Reconsideration Request Summary

- **Name of Complainant:** _____
- **Date Request Was Submitted:** _____
- **Primary Concern(s) (from Request for Reconsideration Form):**

  _____

  _____

Section 3: Alignment With RPS Mission & Objectives

A. Mission Alignment

Does the material support the RPS mission of promoting inquiry, creativity, critical thinking, and appreciation of diverse ideas?

☐ Yes ☐ No

Notes:

B. Support for Curriculum & Instruction

Does the material aid classroom instruction, inquiry-based learning, or personal reading interests?

☐ Yes ☐ No

Notes:

C. Diversity, Representation & Viewpoints

Does the material contribute to a balanced collection by representing varied cultures, identities, perspectives, or life experiences?

☐ Yes ☐ No

Notes:

Section 4: Evaluation According to Selection Criteria

A. Age & Developmental Appropriateness

Is the material suitable for the developmental level of its intended audience?

☐ Yes ☐ No

Notes:

B. Accuracy, Authority & Reliability

Are facts accurate, sources credible, and perspectives responsibly presented?

☐ Yes ☐ No

Notes:

C. Literary / Artistic Quality

Does the work demonstrate quality writing, structure, style, or presentation?

☐ Yes ☐ No

Notes:

D. Relevance & Timeliness

Is the material current, historically important, or otherwise relevant for students?

☐ Yes ☐ No

Notes:

E. Overall Educational Value

Does the material provide educational or literary merit that outweighs potential concerns?

☐ Yes ☐ No

Notes:

Section 5: Handling Sensitive Content

If concerns involve violence, language, sexual content, controversial viewpoints, or other sensitive elements:

A. Is sensitive content presented with clear educational or literary purpose?
☐ Yes ☐ No

B. Is the content contextualized appropriately for developmental level?
☐ Yes ☐ No

Notes:

_____

_____

Section 6: Professional Reviews Consulted

(List at least two professional review sources consistent with RPS policy—e.g., School Library Journal, Kirkus, Booklist, PW, JLG, Common Sense Media, ALA, NCTE.)

1. _____
2. _____
3. _____

Key takeaways from reviews:

_____

_____

Section 7: Librarian's Contextual Statement

(To be provided to committee members for review)

_____

_____

Section 8: Committee Discussion Summary

Strengths of the Material:

_____

_____

Concerns Identified by Committee:

Additional Considerations (curriculum use, circulation data, relevance, balance, etc.):

Section 9: Committee Recommendation

After evaluating the material in full and reviewing all information, the committee recommends:

☐ **Retain in the collection without changes**
☐ **Retain with age/grade placement adjustment**
☐ **Remove from the collection**
☐ **Other (explain): _____**

Rationale for Recommendation:

Date:_____

Committee Members:_____

_____

_____

Ravenna Public Schools (RPS)

Library Materials Reconsideration Ballot

Updated 2025

Book Title: _____
Book Author:_____

_____ I recommend that the book remain in the library in the current location

_____ I recommend that the book be moved to _____

_____ I recommend that the book be removed from circulation

BY-LAWS
OF
RAVENNA PUBLIC SCHOOLS FOUNDATION

ARTICLE I
OFFICES

The principal office of the Foundation shall be in the City of Ravenna, the County of Buffalo, in the State of Nebraska. The business of the Foundation may be conducted at any place convenient to the Board of Directors and officers.

ARTICLE II
MEMBERS

This Foundation shall have no members.

ARTICLE III
BOARD OF DIRECTORS

Section 1. General Powers. The business and affairs of the Foundation shall be managed by its Board of Directors, which shall have and shall exercise all of the powers of the Foundation subject to any limitations imposed by the Articles of Incorporation of the Kearney Area Community Foundation and these By-Laws.

Section 2. Number of Directors. There shall be nine (9) regular Directors of the Foundation, three (3) of whom shall be members of the Board of Education of the Ravenna Public Schools (two of whom will be appointed and the third member shall be the President of the Board), three (3) of whom shall be members of the certificated staff of the Ravenna Public Schools, and three (3) of whom shall be members of the Ravenna Area Community. The Superintendent of Schools of the Ravenna Public Schools shall be an ex-officio non-voting member of the Board of Directors.

Section 3. Election and Term. All regular Directors shall be appointed by a majority vote of the Board of Education of the Ravenna Public Schools for terms of three years except the appointed members of the Board of Education shall serve a term of two (2) years. Each Director shall serve until his or her successor has been appointed and taken office. The Board of Education of the Ravenna Public Schools shall hold regular elections for members of the Board of Directors at its regularly scheduled meeting in February of each calendar year in which the term of one or more Directors shall expire. Directors so elected shall take office at the next regularly scheduled meeting of the Board of Directors. A vacancy on the Board of Directors, whether caused by death, resignation, or removal of a Director or by an increase in the number of Directors may be filled at any

time by the Board of Education of the Ravenna Public Schools. A Director appointed to fill a vacancy shall hold office only for the remaining term of the Director whose vacancy is being filled. The terms of the directors shall be staggered so that no more than three directors shall have terms expire in any one year. No more than four consecutive terms may be served by any one Director.

The initial Board of Directors will be appointed in such a manner in that one member of the Board of Education of the Ravenna Public Schools, one member of the Certificated Staff, and one member of the Ravenna Area Community will be appointed for term of one year; one member of the Board of Education of the Ravenna Public Schools, one member of the Certificated Staff and one member of the Ravenna Area Community shall be appointed for two years; and one member of the Certificated Staff and one member of the Ravenna Area Community shall be appointed for three years.

Section 4. Regular Meetings. A regular annual meeting of the Board of Directors shall be held on the first Monday of the month of February in each calendar year in the High School Library of the Ravenna Public Schools. The Board of Directors may provide by resolution the time and place for holding additional regular meetings of the Board of Directors. Said meetings shall be held without further notice other than the notice provided by these By-Laws and applicable resolutions.

Section 5. Special Meetings. Special meetings of the Board of Directors may be called by or at the request of the President or any two (2) Directors. The person or persons authorized to call special meetings of the Board of Directors may fix any time and place for the holding of any such special meetings of the Board called by them.

Section 6. Notice of Special Meetings. Notice of the date, time, and place of any special meeting shall be given at least three (3) days prior thereto by written notice delivered personally, by mail, or by other electronic device to each Director at his or her address as shown by the records of the Foundation. Neither the business to be transacted, nor the purpose of any special meeting of the Board of Directors need be specified in the Notice of such meeting unless specifically required by law or by these By-Laws.

Section 7. Quorum. A majority of the number of regular Directors as provided herein shall constitute a quorum for the transaction of business at any meeting of the Board of Directors, but if less than such majority is present at a meeting, a majority of the Directors present may adjourn the meeting.

Section 8. Manner of Acting. The act of the majority of the Directors present at a meeting at which a quorum is present shall be the act of the Board of Directors, unless the act of a greater number is required by law or by these By-Laws.

Section 9. Removal. Any Director may be removed from office by a two thirds (2/3) majority vote of the Board of Directors of the Foundation for any cause deemed sufficient by the Board in its sole discretion.

ID	Task Mode	Task Name	Start	Finish
1		**Revenna Public Schools**	**Tue 8/26/25**	**Tue 1/5/27**
2		**Milestones**	**Tue 8/26/25**	**Mon 12/7/26**
9		**Preconstruction**	**Wed 8/27/25**	**Tue 10/14/25**
12		**Construction**	**Tue 10/14/25**	**Tue 1/5/27**
13		**Initial Site Work**	**Tue 10/14/25**	**Tue 12/9/25**
14		Fire Marshal Access/Egress Walk	Tue 10/14/25	Tue 10/14/25
15		NPPD Transformer Site V	Wed 10/15/25	Wed 10/15/25
16		Mobilization	Mon 11/3/25	Wed 11/5/25
17		Site Fence / Access	Mon 11/10/25	Fri 11/14/25
18		Auxillary Building Pathwa	Wed 11/5/25	Fri 11/7/25
19		Site Removals	Mon 11/17/25	Thu 11/20/25
20		Building Pad Establishme	Fri 11/21/25	Tue 12/2/25
21		Sanitary Line Relocation	Wed 12/3/25	Tue 12/9/25
22		**Area A Addition**	**Wed 12/3/25**	**Fri 11/27/26**
23		**Structure**	**Wed 12/3/25**	**Mon 5/4/26**
24		**Footings**	**Wed 12/3/25**	**Tue 1/20/26**
30		**CMU Walls**	**Thu 1/1/26**	**Wed 2/11/26**
33		CMU In-wall MEP Rough-In	Thu 1/1/26	Wed 2/11/26
34		**Underground MEP**	**Thu 1/22/26**	**Mon 3/2/26**
41		**S.O.G**	**Tue 2/10/26**	**Mon 3/23/26**
54		Structural Steel	Tue 3/24/26	Mon 4/20/26
55		Joist & Decking	Tue 4/21/26	Mon 5/4/26
56		**Exterior Envelope**	**Fri 5/1/26**	**Mon 7/20/26**
57		**Roof**	**Fri 5/1/26**	**Mon 7/20/26**
63		Brick Install	Tue 6/2/26	Mon 6/29/26
64		Aluminum Doors	Tue 6/30/26	Mon 7/6/26
65		Aluminum Windows	Tue 7/7/26	Mon 7/20/26
66		**Interior Build Out**	**Tue 5/5/26**	**Mon 8/3/26**
67		Metal Framing	Tue 5/5/26	Mon 6/1/26
68		**MEP Overhead & Stud Wall Rough-in**	**Tue 6/2/26**	**Mon 7/13/26**
73		Hang Rock	Tue 6/16/26	Mon 7/6/26
74		Drywall Finish	Tue 6/30/26	Mon 7/20/26
75		Paint	Tue 7/21/26	Mon 8/3/26
76		**Finishes**	**Tue 8/4/26**	**Fri 11/27/26**
77		ACT Ceiling Grid	Tue 8/4/26	Mon 8/17/26
78		**MEP Ceiling Finishes**	**Tue 8/11/26**	**Mon 8/24/26**
82		ACT Pad Out	Tue 8/25/26	Mon 8/31/26
83		Casework	Tue 9/1/26	Mon 9/14/26
84		**Flooring**	**Tue 9/15/26**	**Mon 11/2/26**
89		Doors and Hardware	Tue 10/20/26	Mon 11/9/26
90		Final Paint	Tue 11/10/26	Wed 11/18/26
91		Final Clean	Thu 11/19/26	Fri 11/27/26
92		**Summer Work '26**	**Tue 5/19/26**	**Fri 8/7/26**
93		**Area A Rennovation**	**Tue 5/19/26**	**Fri 8/7/26**
94		Demo	Tue 5/19/26	Thu 5/21/26



Project: 25.11.27 - RPS - Master
Date: Mon 12/1/25

Task		Summary		Inactive Milestone		Duration-only		Start-only		External Milestone		Critical Split	
Split		Project Summary		Inactive Summary		Manual Summary Rollup		Finish-only		Deadline		Progress	
Milestone		Inactive Task		Manual Task		Manual Summary		External Tasks		Critical		Manual Progress	

ID	Task Mode	Task Name	Start	Finish
95		Foundation	Fri 5/22/26	Thu 5/28/26
96		Structural Steel	Fri 5/29/26	Tue 6/2/26
97		CMU Walls	Wed 6/3/26	Tue 6/9/26
98		Slab Pour	Wed 6/10/26	Fri 6/12/26
99		Metal Framing	Mon 6/15/26	Wed 6/17/26
100		MEP Rough-In	Wed 6/17/26	Thu 6/25/26
101		Hang Drywall	Fri 6/26/26	Tue 6/30/26
102		Drywall Finish	Tue 6/30/26	Tue 7/7/26
103		1st Coat Paint	Wed 7/8/26	Fri 7/10/26
104		ALF Install	Mon 7/13/26	Tue 7/14/26
105		ACT Grid Install	Mon 7/13/26	Wed 7/15/26
106		MEP Ceiling Devices	Tue 7/14/26	Mon 7/20/26
107		ACT Pad Out	Tue 7/21/26	Thu 7/23/26
108		Casework	Fri 7/24/26	Tue 7/28/26
109		Flooring Install	Wed 7/29/26	Tue 8/4/26
110		Doors & Hardware	Wed 8/5/26	Fri 8/7/26
111		Specialties Install	Wed 8/5/26	Thu 8/6/26
112		Final Cleaning	Fri 8/7/26	Fri 8/7/26
113		**Area B**	**Fri 5/22/26**	**Fri 8/7/26**
114		Demo	Fri 5/22/26	Tue 5/26/26
115		Footings	Fri 5/29/26	Mon 6/1/26
116		S.O.G	Tue 6/2/26	Thu 6/4/26
117		Structural Steel	Fri 6/5/26	Thu 6/11/26
118		Roofing	Fri 6/12/26	Thu 6/18/26
119		**Exterior Envelope**	**Fri 6/12/26**	**Thu 7/9/26**
123		**Interior Build Out**	**Thu 6/18/26**	**Fri 8/7/26**
137		**Area D**	**Wed 5/27/26**	**Wed 7/22/26**
138		Demo	Wed 5/27/26	Tue 6/9/26
139		New Structure	Fri 6/12/26	Tue 6/16/26
140		Drywall Patch & Repai	Wed 6/10/26	Tue 6/30/26
141		1st Coat Paint	Wed 7/1/26	Tue 7/7/26
142		Lockers	Wed 7/8/26	Fri 7/10/26
143		Wall Pad Install	Mon 7/13/26	Wed 7/15/26
144		Specialties Install	Thu 7/16/26	Fri 7/17/26
145		Final Paint	Mon 7/20/26	Tue 7/21/26
146		Final Clean	Wed 7/22/26	Wed 7/22/26
147		**Exterior Improvements**	**Tue 6/9/26**	**Thu 7/23/26**
148		Remaining Parking Lot Demo	Tue 6/9/26	Thu 6/11/26
149		Parking Lot Paving	Fri 6/12/26	Thu 6/25/26
150		Sidewalks East	Fri 6/26/26	Thu 7/9/26
151		Sidewalks North	Fri 7/10/26	Thu 7/16/26
152		Parking Lot striping	Fri 7/17/26	Thu 7/23/26
153		**Close Out**	**Mon 11/30/26**	**Tue 1/5/27**
154		Final Inspections	Mon 11/30/26	Fri 12/4/26
155		Owner/Architect PunchL	Mon 12/7/26	Mon 12/7/26
156		Corrective Punch List	Tue 12/8/26	Mon 1/4/27
157		Substantial Completion	Tue 1/5/27	Tue 1/5/27

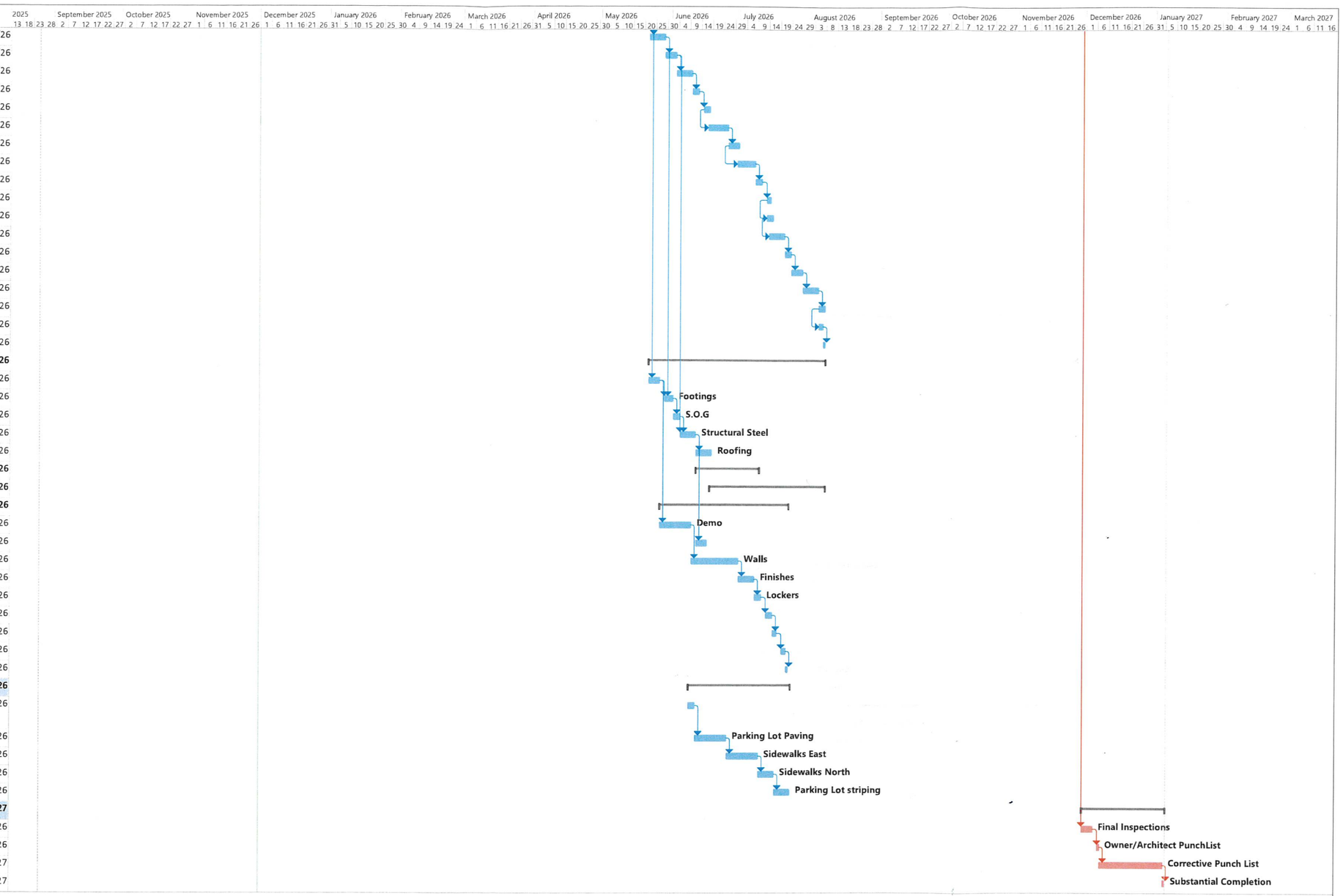

Project: 25.11.27 - RPS - Master
Date: Mon 12/1/25

Task		Summary		Inactive Milestone		Duration-only		Start-only		External Milestone		Critical Split			
Split		Project Summary		Inactive Summary		Manual Summary Rollup		Finish-only		Deadline		Progress			
Milestone		Inactive Task		Manual Task		Manual Summary		External Tasks		Critical		Manual Progress			

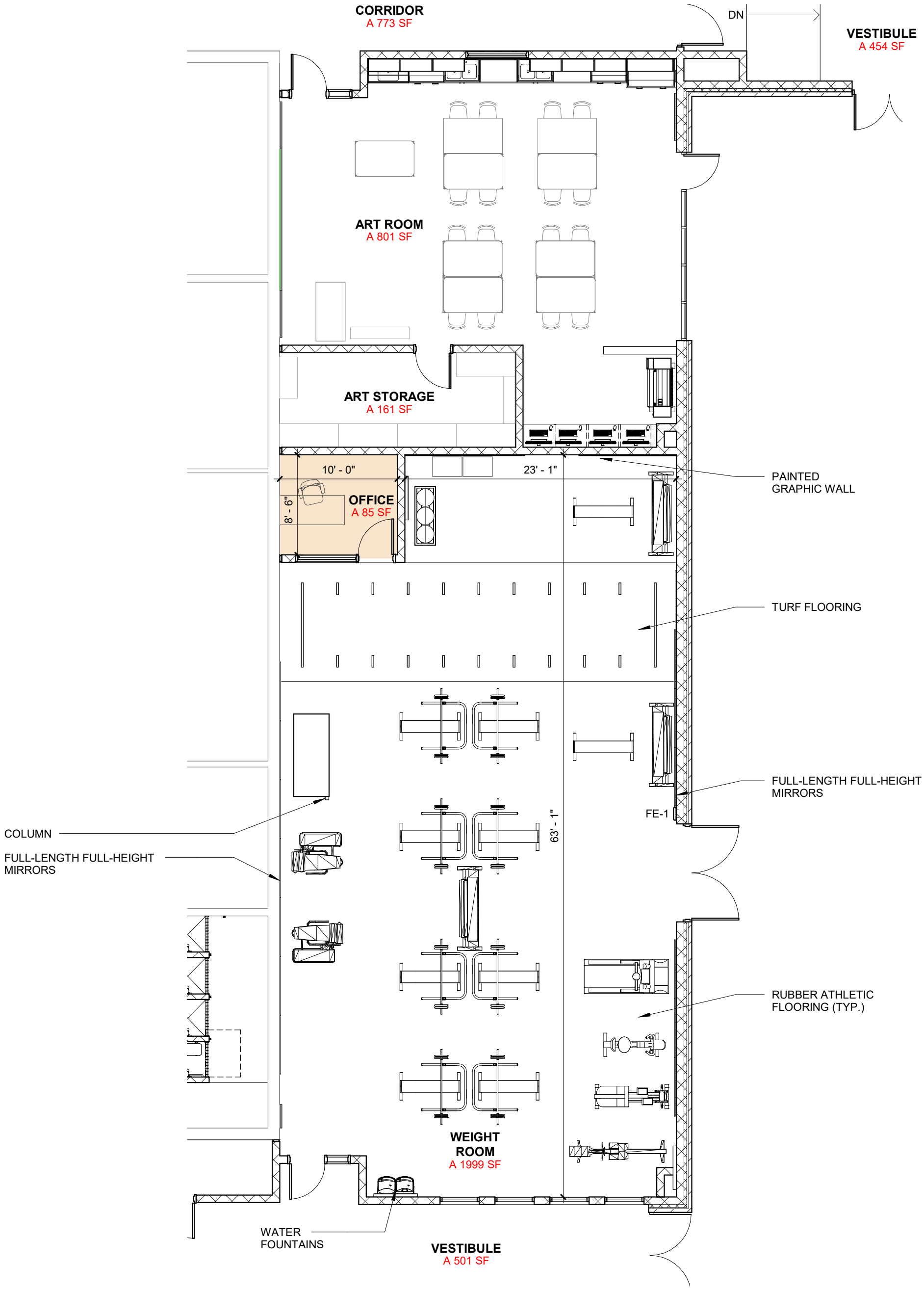

N

1
FG1.2.2

WEIGHT ROOM OFFICE STUDY - ENLARGED PLAN - OPTION 1

SCALE: 1/8" = 1'-0"

Copyright © 2026
www.WilkinsADP.com

WILKINS
ARCHITECTURE | DESIGN | PLANNING

Project Number: 2527

RAVENNA PUBLIC SCHOOLS ADDITION & RENOVATION

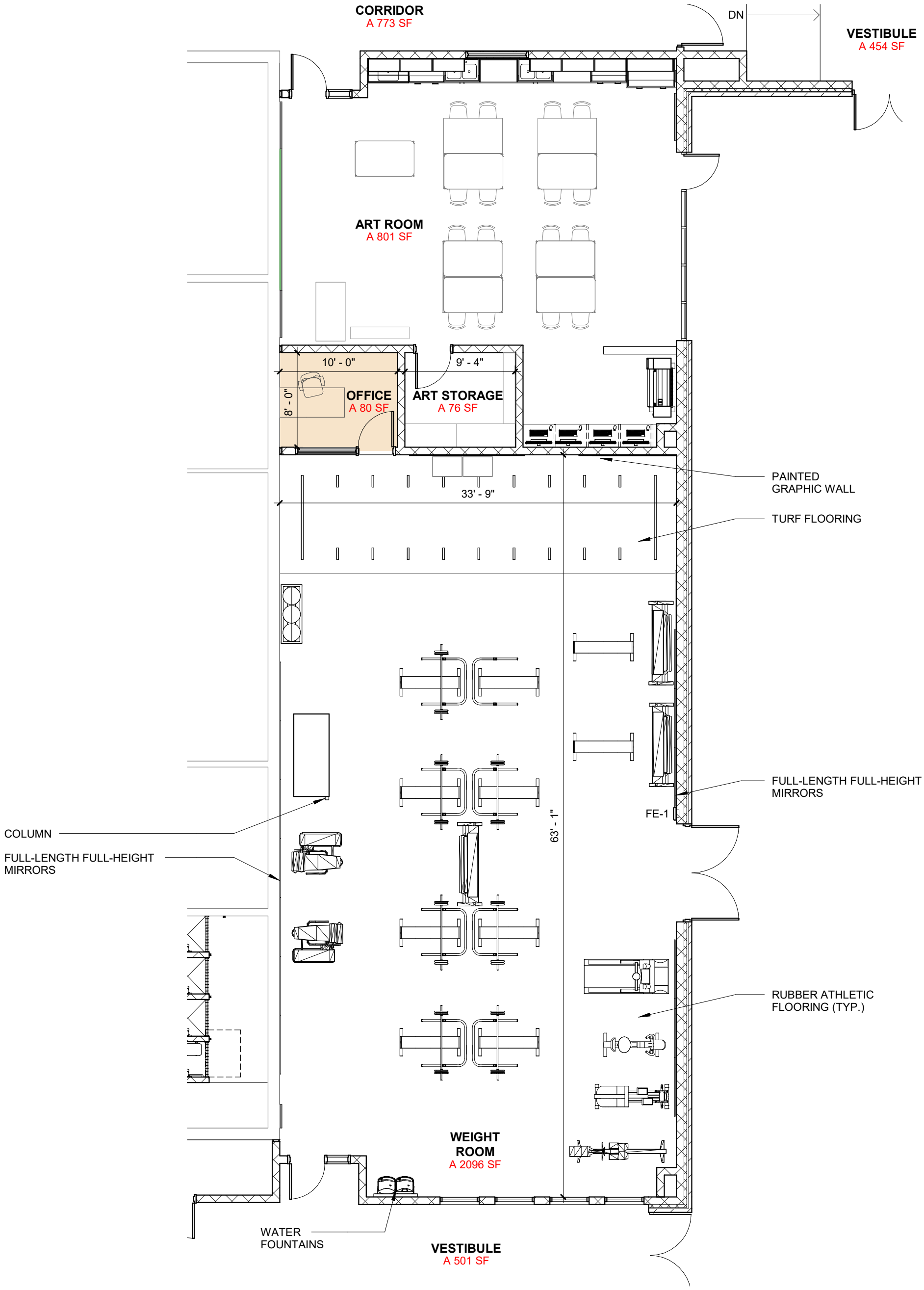

N

1
FG1.2.2

WEIGHT ROOM OFFICE STUDY - ENLARGED PLAN - OPTION 2

SCALE: 1/8" = 1'-0"

Copyright © 2026
www.WilkinsADP.com

WILKINS
ARCHITECTURE | DESIGN | PLANNING

Project Number: 2527

RAVENNA PUBLIC SCHOOLS ADDITION & RENOVATION

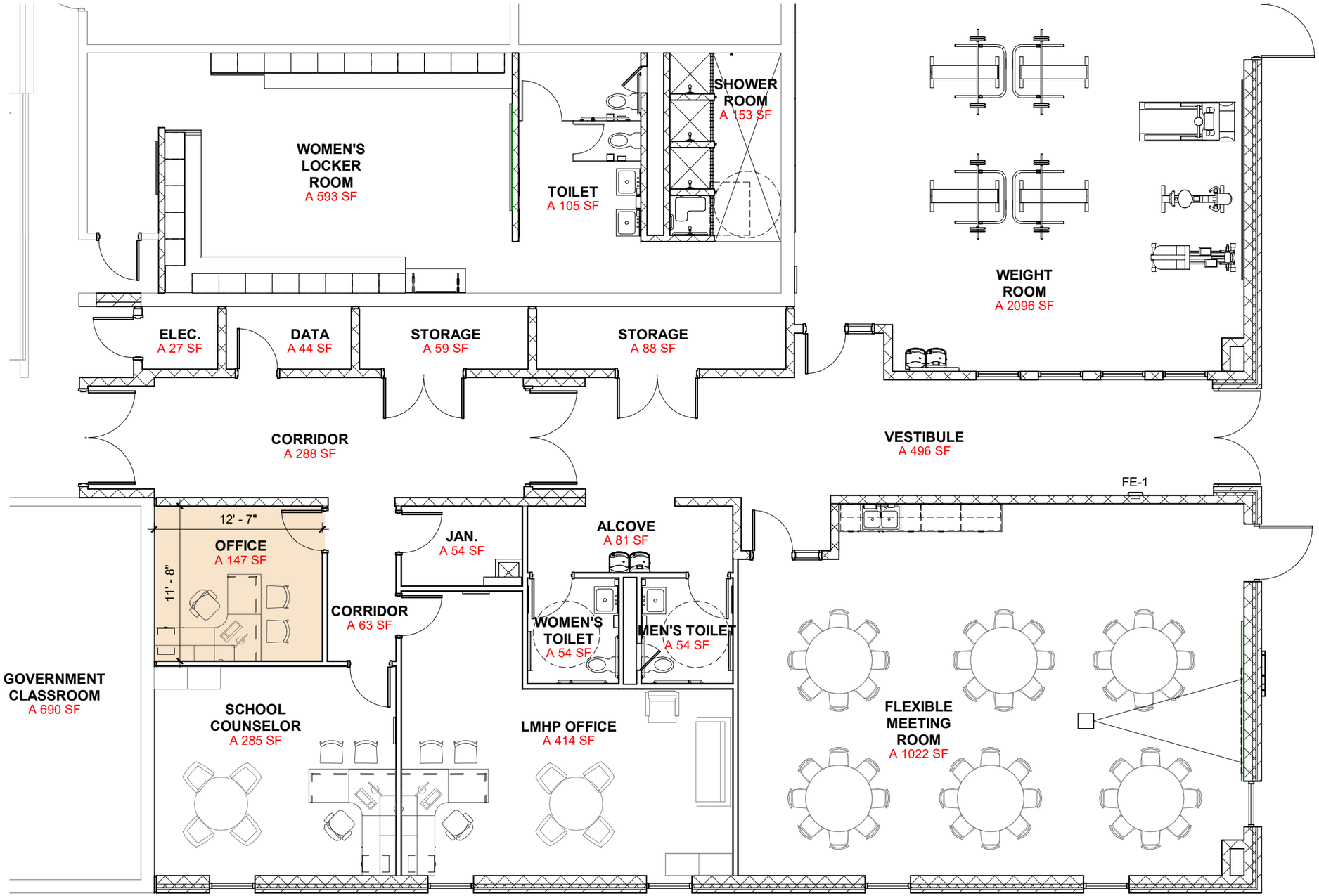

N

1
FG1.5

WEIGHT ROOM OFFICE STUDY - ENLARGED PLAN - OPTION 3

SCALE: 1/8" = 1'-0"

Copyright © 2026
www.WilkinsADP.com

WILKINS
ARCHITECTURE | DESIGN | PLANNING

Project Number: 2527

RAVENNA PUBLIC SCHOOLS
ADDITION & RENOVATION

	2025-2026	0% increase in wage	3% increase in wage	3.25% increase in wage	3.5% increase in wage	3.75% increase in wage	4% increase in wage	4.25% increase in wage	4.5% increase in wage	4.75% increase in wage	5% increase in wage
Kitchen											
Gross Wage	$ 133,850.00	$ 133,850.00	$ 137,865.50	$ 138,200.13	$ 138,534.75	$ 138,869.38	$ 139,204.00	$ 139,538.63	$ 140,572.62	$ 141,609.95	$ 142,650.64
Soc Sec/med	$ 10,239.53	$ 10,239.53	$ 10,546.71	$ 10,572.31	$ 10,597.91	$ 10,623.51	$ 10,649.11	$ 10,674.70	$ 10,753.81	$ 10,833.16	$ 10,912.77
Retirement	$ 10,815.08	$ 10,815.08	$ 11,139.53	$ 11,166.57	$ 11,193.61	$ 11,220.65	$ 11,247.68	$ 11,274.72	$ 11,358.27	$ 11,442.08	$ 11,526.17
Insurance	$ 54,568.56	$ 57,095.52	$ 57,095.52	$ 57,095.52	$ 57,095.52	$ 57,095.52	$ 57,095.52	$ 57,095.52	$ 57,095.52	$ 57,095.52	$ 57,095.52
Total	**$ 209,473.17**	**$ 212,000.13**	**$ 216,647.26**	**$ 217,034.52**	**$ 217,421.79**	**$ 217,809.05**	**$ 218,196.31**	**$ 218,583.57**	**$ 219,780.21**	**$ 220,980.72**	**$ 222,185.10**
		$ 2,526.96	$ 7,174.10	$ 7,561.36	$ 7,948.62	$ 8,335.88	$ 8,723.14	$ 6,583.45	$ 7,005.56	$ 7,431.55	$ 7,861.41
Total Compensation %		101.21%	103.42%	103.61%	103.79%	103.98%	104.16%	103.11%	103.29%	103.48%	103.67%
Custodial											
Gross Wage	$ 230,857.00	$ 230,857.00	$ 237,782.71	$ 238,359.85	$ 238,937.00	$ 239,514.14	$ 240,091.28	$ 240,668.42	$ 242,451.79	$ 244,240.93	$ 246,035.85
Soc Sec/med	$ 17,660.56	$ 17,660.56	$ 18,190.38	$ 18,234.53	$ 18,278.68	$ 18,322.83	$ 18,366.98	$ 18,411.13	$ 18,547.56	$ 18,684.43	$ 18,821.74
Retirement	$ 18,653.25	$ 18,653.25	$ 19,212.84	$ 19,259.48	$ 19,306.11	$ 19,352.74	$ 19,399.38	$ 19,446.01	$ 19,590.10	$ 19,734.67	$ 19,879.70
Insurance	$ 45,608.88	$ 47,286.88	$ 47,286.88	$ 47,286.88	$ 47,286.88	$ 47,286.88	$ 47,286.88	$ 47,286.88	$ 47,286.88	$ 47,286.88	$ 47,286.88
Total	**$ 312,779.69**	**$ 314,457.69**	**$ 322,472.81**	**$ 323,140.74**	**$ 323,808.66**	**$ 324,476.59**	**$ 325,144.52**	**$ 325,812.45**	**$ 327,876.34**	**$ 329,946.91**	**$ 332,024.17**
		$ 1,678.00	$ 9,693.12	$ 10,361.05	$ 11,028.98	$ 11,696.91	$ 12,364.83	$ 11,354.76	$ 12,082.80	$ 12,817.52	$ 13,558.92
Total Compensation %		100.54%	103.10%	103.31%	103.53%	103.74%	103.95%	103.61%	103.83%	104.04%	104.26%
Bus Drivers											
Gross Wage	$ 195,667.00	$ 195,667.00	$ 201,537.01	$ 202,026.18	$ 202,515.35	$ 203,004.51	$ 203,493.68	$ 203,982.85	$ 205,494.38	$ 207,010.79	$ 208,532.11
Soc Sec/med	$ 14,968.53	$ 14,968.53	$ 15,417.58	$ 15,455.00	$ 15,492.42	$ 15,529.85	$ 15,567.27	$ 15,604.69	$ 15,720.32	$ 15,836.33	$ 15,952.71
Retirement	$ 14,363.88	$ 14,363.88	$ 14,794.80	$ 14,830.71	$ 14,866.62	$ 14,902.53	$ 14,938.44	$ 14,974.34	$ 15,085.31	$ 15,196.63	$ 15,308.31
Insurance	$ 8,766.00	$ 8,730.00	$ 8,730.00	$ 8,730.00	$ 8,730.00	$ 8,730.00	$ 8,730.00	$ 8,730.00	$ 8,730.00	$ 8,730.00	$ 8,730.00
Total	**$ 233,765.41**	**$ 233,729.41**	**$ 240,479.39**	**$ 241,041.89**	**$ 241,604.38**	**$ 242,166.88**	**$ 242,729.38**	**$ 243,291.88**	**$ 245,030.00**	**$ 246,773.75**	**$ 248,523.12**
		$ (36.00)	$ 6,713.98	$ 7,276.48	$ 7,838.98	$ 8,401.48	$ 8,963.98	$ 9,562.47	$ 10,175.60	$ 10,794.35	$ 11,418.72
Total Compensation %		99.98%	102.87%	103.11%	103.35%	103.59%	103.83%	104.09%	104.33%	104.57%	104.82%
Total for ALL		**$ 4,168.96**	**$ 23,581.20**	**$ 25,198.89**	**$ 26,816.58**	**$ 28,434.27**	**$ 30,051.95**	**$ 27,500.68**	**$ 29,263.96**	**$ 31,043.41**	**$ 32,839.05**
Nurse											
Gross Wage	$ 57,418.24	$ 57,418.24	$ 59,140.79	$ 59,284.33	$ 59,427.88	$ 59,571.42	$ 59,714.97	$ 59,858.52	$ 60,302.07	$ 60,747.06	$ 61,193.49
Soc Sec/med	$ 4,392.50	$ 4,392.50	$ 4,524.27	$ 4,535.25	$ 4,546.23	$ 4,557.21	$ 4,568.20	$ 4,579.18	$ 4,613.11	$ 4,647.15	$ 4,681.30
Retirement	$ 4,639.39	$ 4,639.39	$ 4,778.58	$ 4,790.17	$ 4,801.77	$ 4,813.37	$ 4,824.97	$ 4,836.57	$ 4,872.41	$ 4,908.36	$ 4,944.43
Insurance	$ 10,179.72	$ 11,145.96	$ 11,145.96	$ 11,145.96	$ 11,145.96	$ 11,145.96	$ 11,145.96	$ 11,145.96	$ 11,145.96	$ 11,145.96	$ 11,145.96
Total	**$ 76,629.85**	**$ 77,596.09**	**$ 79,589.59**	**$ 79,755.72**	**$ 79,921.84**	**$ 80,087.97**	**$ 80,254.09**	**$ 80,420.22**	**$ 80,933.55**	**$ 81,448.54**	**$ 81,965.19**
		$ 966.24	$ 2,959.74	$ 3,125.87	$ 3,291.99	$ 3,458.12	$ 3,624.25	$ 2,824.13	$ 3,005.21	$ 3,187.94	$ 3,372.34
		101.26%	103.86%	104.08%	104.30%	104.51%	104.73%	103.64%	103.86%	104.07%	104.29%
Office											
Gross Wage	$ 211,731.00	$ 211,731.00	$ 218,082.93	$ 218,612.26	$ 219,141.59	$ 219,670.91	$ 220,200.24	$ 220,729.57	$ 222,365.19	$ 224,006.10	$ 225,652.31
Soc Sec/med	$ 16,197.42	$ 16,197.42	$ 16,683.34	$ 16,723.84	$ 16,764.33	$ 16,804.82	$ 16,845.32	$ 16,885.81	$ 17,010.94	$ 17,136.47	$ 17,262.40
Retirement	$ 17,107.86	$ 17,107.86	$ 17,621.10	$ 17,663.87	$ 17,706.64	$ 17,749.41	$ 17,792.18	$ 17,834.95	$ 17,967.11	$ 18,099.69	$ 18,232.71
Insurance	$ 81,746.11	$ 85,002.41	$ 85,002.41	$ 85,002.41	$ 85,002.41	$ 85,002.41	$ 85,002.41	$ 85,002.41	$ 85,002.41	$ 85,002.41	$ 85,002.41
Total	**$ 326,782.40**	**$ 330,038.70**	**$ 337,389.78**	**$ 338,002.38**	**$ 338,614.97**	**$ 339,227.56**	**$ 339,840.15**	**$ 340,452.74**	**$ 342,345.64**	**$ 344,244.68**	**$ 346,149.83**
		$ 3,256.30	$ 10,607.39	$ 11,219.98	$ 11,832.57	$ 12,445.16	$ 13,057.75	$ 10,414.04	$ 11,081.77	$ 11,755.62	$ 12,435.59
		101.00%	103.25%	103.43%	103.62%	103.81%	104.00%	103.16%	103.35%	103.54%	103.73%
Technology	2025-2026										

Gross Wage	$78,250.00	$ 78,250.00	$ 80,597.50	$ 80,793.13	$ 80,988.75	$ 81,184.38	$ 81,380.00	$ 81,575.63	$ 82,180.11	$ 82,786.54	$ 83,394.94
Soc Sec/med	$5,986.13	$ 5,986.13	$ 6,165.71	$ 6,180.67	$ 6,195.64	$ 6,210.60	$ 6,225.57	$ 6,240.54	$ 6,286.78	$ 6,333.17	$ 6,379.71
Retirement	$6,322.60	$ 6,322.60	$ 6,512.28	$ 6,528.08	$ 6,543.89	$ 6,559.70	$ 6,575.50	$ 6,591.31	$ 6,640.15	$ 6,689.15	$ 6,738.31
Insurance	$429.36	$ 441.48	$ 441.48	$ 441.48	$ 441.48	$ 441.48	$ 441.48	$ 441.48	$ 441.48	$ 441.48	$ 441.48
Total	$90,988.09	**$ 91,000.21**	**$ 93,716.97**	**$ 93,943.36**	**$ 94,169.76**	**$ 94,396.16**	**$ 94,622.55**	**$ 94,848.95**	**$ 95,548.52**	**$ 96,250.35**	**$ 96,954.44**
3 year work agreement is up 8/31/2025		$ 12.12	$ 2,728.88	$ 2,955.28	$ 3,181.68	$ 3,408.07	$ 3,634.47	$ 3,848.75	$ 4,095.52	$ 4,344.55	$ 4,595.86
		100.01%	103.00%	103.25%	103.50%	103.75%	103.99%	104.23%	104.48%	104.73%	104.98%
Total ALL Above		**$ 8,403.62**	**$ 39,877.22**	**$ 42,500.02**	**$ 45,122.82**	**$ 47,745.62**	**$ 50,368.42**	**$ 44,587.60**	**$ 47,446.45**	**$ 50,331.53**	**$ 53,242.84**
Full Time Substitute											
Gross Wage	$ 39,375.00	$ 39,375.00	$ 40,556.25	$ 40,654.69	$ 40,753.13	$ 40,851.56	$ 40,950.00	$ 41,048.44	$ 41,352.61	$ 41,657.77	$ 42,203.70
Soc Sec/med	$ 3,012.19	$ 3,012.19	$ 3,102.55	$ 3,110.08	$ 3,117.61	$ 3,125.14	$ 3,132.68	$ 3,140.21	$ 3,163.47	$ 3,186.82	$ 3,210.24
Retirement	$ 3,181.50	$ 3,181.50	$ 3,276.95	$ 3,284.90	$ 3,292.85	$ 3,300.81	$ 3,308.76	$ 3,316.71	$ 3,341.29	$ 3,365.95	$ 3,390.68
Insurance	$ 48.00	$ 48.00	$ 48.00	$ 48.00	$ 48.00	$ 48.00	$ 48.00	$ 48.00	$ 48.00	$ 48.00	$ 48.00
Total	**$ 45,616.69**	**$ 45,616.69**	**$ 46,983.75**	**$ 47,097.67**	**$ 47,211.59**	**$ 47,325.51**	**$ 47,439.44**	**$ 47,553.36**	**$ 47,905.37**	**$ 48,258.53**	**$ 48,852.62**
		$ -	$ 1,367.06	$ 1,480.98	$ 1,594.90	$ 1,708.83	$ 1,822.75	$ 1,936.67	$ 2,060.84	$ 2,186.16	$ 2,552.40
Total Compensation %		100.00%	103.00%	103.25%	103.50%	103.75%	104.00%	104.25%	104.50%	104.75%	105.51%
Paras*	**SPED expenditure not included in general fund expenditures or budget authority**										
Gross Wage	$ 303,764.00	$ 303,764.00	$ 312,876.92	$ 313,636.33	$ 314,395.74	$ 315,155.15	$ 315,914.56	$ 316,673.97	$ 319,020.55	$ 321,374.72	$ 325,586.41
Soc Sec/med	$ 23,237.95	$ 23,237.95	$ 23,935.08	$ 23,993.18	$ 24,051.27	$ 24,109.37	$ 24,167.46	$ 24,225.56	$ 24,405.07	$ 24,585.17	$ 24,765.84
Retirement	$ 24,544.13	$ 24,544.13	$ 25,280.46	$ 25,341.82	$ 25,403.18	$ 25,464.54	$ 25,525.90	$ 25,587.26	$ 25,776.86	$ 25,967.08	$ 26,157.91
Insurance	$ 45,802.56	$ 54,795.96	$ 54,795.96	$ 54,795.96	$ 54,795.96	$ 54,795.96	$ 54,795.96	$ 54,795.96	$ 54,795.96	$ 54,795.96	$ 54,795.96
Total	**$ 397,348.64**	**$ 406,342.04**	**$ 416,888.42**	**$ 417,767.28**	**$ 418,646.15**	**$ 419,525.02**	**$ 420,403.88**	**$ 421,282.75**	**$ 423,998.44**	**$ 426,722.92**	**$ 431,306.11**
		$ 8,993.40	$ 19,539.78	$ 20,418.65	$ 21,297.51	$ 22,176.38	$ 23,055.24	$ 14,940.71	$ 15,898.67	$ 16,865.42	$ 19,690.89
Total Compensation %		102.26%	104.92%	105.14%	105.36%	105.58%	105.80%	103.68%	103.90%	104.11%	104.78%
GRAND TOTAL ALL		**$ 63,013.71**	**$ 106,400.75**	**$ 110,016.34**	**$ 113,631.92**	**$ 117,247.51**	**$ 120,863.10**	**$ 107,081.66**	**$ 111,250.50**	**$ 115,455.49**	**$ 121,786.35**

Ravenna Public Schools

2026-2027 CALENDAR (Draft 1)

AUGUST '26

S	M	T	W	Th	F	S
						1
2	3	4	5	6	7	8
9	10	11	12	13	14	15
16	17	18	19	20	21	22
23	24	25	26	27	28	29
30	31					

10-School Board Meeting
24-26--Teacher Inservice Day
27-First Day of School

(S-3, T-6)

SEPTEMBER '26

S	M	T	W	Th	F	S
		1	2	3	4	5
6	7	8	9	10	11	12
13	14	15	16	17	18	19
20	21	22	23	24	25	26
27	28	29	30			

14-School Board Meeting
16-Parent/Teacher Conf (4-8 pm)
2:00 pm Dismissal
18-Parent/Teacher Conf (8-11 am)
No School for Students

(S-21, T-22)

OCTOBER '26

S	M	T	W	Th	F	S
				1	2	3
4	5	6	7	8	9	10
11	12	13	14	15	16	17
18	19	20	21	22	23	24
25	26	27	28	29	30	31

12-School Board Meeting
21-End of First Quarter
25- Teacher Inservice, No School
26-Fall Break, No School

(S-20, T-21)

NOVEMBER '26

S	M	T	W	Th	F	S
1	2	3	4	5	6	7
8	9	10	11	12	13	14
15	16	17	18	19	20	21
22	23	24	25	26	27	28
29	30					

09-School Board Meeting
11 - Veterans Day
25- Noon Dismissal
26-Thanksgiving Day, No School
27-Thanksgiving Break, No School

(S-19, T-19)

DECEMBER '26

S	M	T	W	Th	F	S
		1	2	3	4	5
6	7	8	9	10	11	12
13	14	15	16	17	18	19
20	21	22	23	24	25	26
27	28	29	30	31		

04-No School, Teacher Inservice
14-School Board Meeting
23-Noon Dismissal (End of 2nd Qt)
24-31-Winter Break, No School

(S-16, T-17)

JANUARY '27

S	M	T	W	Th	F	S
					1	2
3	4	5	6	7	8	9
10	11	12	13	14	15	16
17	18	19	20	21	22	23
24	25	26	27	28	29	30
31						

01-New Year's Day, No School
04-School Resumes
11-School Board Meeting

(S-20, T-21)

FEBRUARY '27

S	M	T	W	Th	F	S
	1	2	3	4	5	6
7	8	9	10	11	12	13
14	15	16	17	18	19	20
21	22	23	24	25	26	27
28						

03-Parent/Teacher Conf (4-8 pm)
2:00 pm Dismissal
04-Teacher Inservice, No School
05-No School
08-School Board Meeting

(S-18, T-19)

MARCH '27

S	M	T	W	Th	F	S
	1	2	3	4	5	6
7	8	9	10	11	12	13
14	15	16	17	18	19	20
21	22	23	24	25	26	27
28	29	30	31			

08-School Board Meeting
10-Noon Dismissal
11-Spring Break, No School
12-Spring Break, No School
26-Easter Break, No School

(S-20, T-20)

APRIL '27

S	M	T	W	Th	F	S
				1	2	3
4	5	6	7	8	9	10
11	12	13	14	15	16	17
18	19	20	21	22	23	24
25	26	27	28	29	30	

06-JH Track Meet-Noon Dismissal
12-School Board Meeting
15-RHS Track Meet – Noon Dismissal

(S-22, T-22)

MAY '27

S	M	T	W	Th	F	S
						1
2	3	4	5	6	7	8
9	10	11	12	13	14	15
16	17	18	19	20	21	22
23	24	25	26	27	28	29
30	31					

10-School Board Meeting
15-Graduation
25-Last Day of School
26-Teacher Work Day

(S-14, T-15)

Student -176
Teacher-185

JUNE '27

S	M	T	W	Th	F	S
		1	2	3	4	5
6	7	8	9	10	11	12
13	14	15	16	17	18	19
20	21	22	23	24	25	26
27	28	29	30			

14-School Board Meeting

JULY '27

S	M	T	W	Th	F	S
				1	2	3
4	5	6	7	8	9	10
11	12	13	14	15	16	17
18	19	20	21	22	23	24
25	26	27	28	29	30	31

12-School Board Meeting

Ravenna Public Schools

2026-2027 CALENDAR (Draft 2)

AUGUST '26

S	M	T	W	Th	F	S
						1
2	3	4	5	6	7	8
9	10	11	12	13	14	15
16	17	18	19	20	21	22
23	24	25	26	27	28	29
30	31					

10-School Board Meeting
17--Teacher Inservice Day
18--Teacher Inservice Day
19--Teacher Inservice Day
20-First Day of School

(S-8, T-11)

SEPTEMBER '26

S	M	T	W	Th	F	S
		1	2	3	4	5
6	7	8	9	10	11	12
13	14	15	16	17	18	19
20	21	22	23	24	25	26
27	28	29	30			

07 -Labor Day, No School
14-School Board Meeting
16-Parent/Teacher Conf (4-8 pm)
2:00 pm Dismissal
18-Parent/Teacher Conf (8-11 am)
No School for Students

(S-20, T-21)

OCTOBER '26

S	M	T	W	Th	F	S
				1	2	3
4	5	6	7	8	9	10
11	12	13	14	15	16	17
18	19	20	21	22	23	24
25	26	27	28	29	30	31

12-School Board Meeting
14-End of First Quarter
25- Teacher Inservice, No School
26-Fall Break, No School

(S-20, T-21)

NOVEMBER '26

S	M	T	W	Th	F	S
1	2	3	4	5	6	7
8	9	10	11	12	13	14
15	16	17	18	19	20	21
22	23	24	25	26	27	28
29	30					

09-School Board Meeting
11 - Veterans Day
25- Noon Dismissal
26-Thanksgiving Day, No School
27-Thanksgiving Break, No School

(S-19, T-19)

DECEMBER '26

S	M	T	W	Th	F	S
		1	2	3	4	5
6	7	8	9	10	11	12
13	14	15	16	17	18	19
20	21	22	23	24	25	26
27	28	29	30	31		

04-No School, Teacher Inservice
14-School Board Meeting
23-Noon Dismissal (End of 2nd Qt)
24-31-Winter Break, No School

(S-16, T-17)

JANUARY '27

S	M	T	W	Th	F	S
					1	2
3	4	5	6	7	8	9
10	11	12	13	14	15	16
17	18	19	20	21	22	23
24	25	26	27	28	29	30
31						

01-New Year's Day, No School
04-Teacher Inservice, No School
05-School Resumes
11-School Board Meeting

(S-19, T-20)

FEBRUARY '27

S	M	T	W	Th	F	S
	1	2	3	4	5	6
7	8	9	10	11	12	13
14	15	16	17	18	19	20
21	22	23	24	25	26	27
28						

03-Parent/Teacher Conf (4-8 pm)
2:00 pm Dismissal
04-Teacher Inservice, No School
05-No School
08-School Board Meeting

(S-18, T-19)

MARCH '27

S	M	T	W	Th	F	S
	1	2	3	4	5	6
7	8	9	10	11	12	13
14	15	16	17	18	19	20
21	22	23	24	25	26	27
28	29	30	31			

08-School Board Meeting
10-Noon Dismissal
11-Spring Break, No School
12-Spring Break, No School
26-Easter Break, No School

(S-20, T-20)

APRIL '27

S	M	T	W	Th	F	S
				1	2	3
4	5	6	7	8	9	10
11	12	13	14	15	16	17
18	19	20	21	22	23	24
25	26	27	28	29	30	

06-JH Track Meet-Noon Dismissal
12-School Board Meeting
15-RHS Track Meet – Noon Dismissal

(S-22, T-22)

MAY '27

S	M	T	W	Th	F	S
						1
2	3	4	5	6	7	8
9	10	11	12	13	14	15
16	17	18	19	20	21	22
23	24	25	26	27	28	29
30	31					

08-Graduation
10-School Board Meeting
20-Last Day of School
21-Teacher Work Day

(S-14, T-15)

Student -176
Teacher-185

JUNE '27

S	M	T	W	Th	F	S
		1	2	3	4	5
6	7	8	9	10	11	12
13	14	15	16	17	18	19
20	21	22	23	24	25	26
27	28	29	30			

14-School Board Meeting

JULY '27

S	M	T	W	Th	F	S
				1	2	3
4	5	6	7	8	9	10
11	12	13	14	15	16	17
18	19	20	21	22	23	24
25	26	27	28	29	30	31

12-School Board Meeting

Ravenna Public Schools

2026-2027 CALENDAR (Draft 3)

AUGUST '26

S	M	T	W	Th	F	S
						1
2	3	4	5	6	7	8
9	10	11	12	13	14	15
16	17	18	19	20	21	22
23	24	25	26	27	28	29
30	31					

10-School Board Meeting
10-12-Teacher Inservice
13-First Day of School

(S-13, T-16)

SEPTEMBER '26

S	M	T	W	Th	F	S
		1	2	3	4	5
6	7	8	9	10	11	12
13	14	15	16	17	18	19
20	21	22	23	24	25	26
27	28	29	30			

07-Labor Day, No School
14-School Board Meeting
16-Parent/Teacher Conf (4-8 pm)
2:00 pm Dismissal
18-Parent/Teacher Conf (8-11 am)
No School for Students

(S-20, T-21)

OCTOBER '26

S	M	T	W	Th	F	S
				1	2	3
4	5	6	7	8	9	10
11	12	13	14	15	16	17
18	19	20	21	22	23	24
25	26	27	28	29	30	31

12-School Board Meeting
14-End of 1st Quarter
23-Teacher Inservice, No School
26-Fall Break, No School

(S-20, T-21)

NOVEMBER '26

S	M	T	W	Th	F	S
1	2	3	4	5	6	7
8	9	10	11	12	13	14
15	16	17	18	19	20	21
22	23	24	25	26	27	28
29	30					

09-School Board Meeting
11-Veterans Day
25-Noon Dismissal
26-Thanksgiving Day, No School
27-Thanksgiving Break, No School

(S-19, T-19)

DECEMBER '26

S	M	T	W	Th	F	S
		1	2	3	4	5
6	7	8	9	10	11	12
13	14	15	16	17	18	19
20	21	22	23	24	25	26
27	28	29	30	31		

04-Teacher Inservice, No School
14-School Board Meeting
23-Noon Dismissal
24-31- Winter Break, No School

(S16, T-17)

JANUARY '27

S	M	T	W	Th	F	S
					1	2
3	4	5	6	7	8	9
10	11	12	13	14	15	16
17	18	19	20	21	22	23
24	25	26	27	28	29	30
31						

01 -New Year's Day, No School
04-Teacher Inservice, No School
11-School Board Meeting

(S-19, T-20)

FEBRUARY '27

S	M	T	W	Th	F	S
	1	2	3	4	5	6
7	8	9	10	11	12	13
14	15	16	17	18	19	20
21	22	23	24	25	26	27
28						

03-Parent/Teacher Conf (4-8 pm)
2:00 pm Dismissal
04-Teacher Inservice, No School
05-No School

(T-18, T19)

MARCH '27

S	M	T	W	Th	F	S
	1	2	3	4	5	6
7	8	9	10	11	12	13
14	15	16	17	18	19	20
21	22	23	24	25	26	27
28	29	30	31			

08-School Board Meeting
10-Noon Dismissal
11-12-Spring Break, No School
26-Easter Break

APRIL '27

S	M	T	W	Th	F	S
				1	2	3
4	5	6	7	8	9	10
11	12	13	14	15	16	17
18	19	20	21	22	23	24
25	26	27	28	29	30	

06-JH Track Meet-Noon Dismissal
12-School Board Meeting
15-RHS Track Meet – Noon Dismissal

(S-22. T-22)

MAY '27

S	M	T	W	Th	F	S
						1
2	3	4	5	6	7	8
9	10	11	12	13	14	15
16	17	18	19	20	21	22
23	24	25	26	27	28	29
30	31					

08-Graduation
10-School Board Meeting
13-Last Day of School
14-Teacher Workday

(S-9, T10)
Student – 176
Teacher - 185

JUNE '27

S	M	T	W	Th	F	S
		1	2	3	4	5
6	7	8	9	10	11	12
13	14	15	16	17	18	19
20	21	22	23	24	25	26
27	28	29	30			

14-School Board Meeting

JULY '27

S	M	T	W	Th	F	S
				1	2	3
4	5	6	7	8	9	10
11	12	13	14	15	16	17
18	19	20	21	22	23	24
25	26	27	28	29	30	31

12-School Board Meeting

5052 School Wellness Policy

The school district is committed to providing a school environment that enhances learning and the development of lifelong wellness. The goals outlined in this policy were determined and selected after reviewing and considering evidence-based strategies.*

1. Goals for Nutrition Promotion and Education

a. The district will promote healthy food and beverage choices for all students, as well as encourage participation in school meal programs by such methods as implementing evidence based healthy food promotion techniques through the school meal programs and promoting foods and beverages that meet or exceed the USDA Smart Snacks in School nutrition standards.

b. The health curriculum will include information on good nutrition and healthy living habits.

c. Teachers will incorporate information on nutrition and wellness into the classroom curriculum as appropriate.

d. The district will collaborate with public and private entities to promote student wellness.

e. Water will be made available to students throughout the school day.

2. Goals for Physical Activity

a. The school district's curriculums shall include instruction on physical activity and habits for healthy living.

b. Students will be encouraged to engage in physical activities throughout the school day and will be provided with opportunities to do so.

c. The district encourages parents and guardians to support their children's participation in physical activity, to be physically active role models, and to include physical activity in family events.

3. Goals for Other School-Based Activities Designed to Promote Student Wellness

a. The district will participate in state and federal child nutrition programs as appropriate.

b. The district will provide professional development, support, and resources for staff about student wellness.

c. Students will be provided sufficient time in which to eat school-provided meals.

d. The district's lunchrooms will be attractive and well-lighted.

e. The district will allow other health-related entities to use school facilities for activities such as health clinics and screenings so long as the activities meet the district's requirements and criteria for the use of facilities.

f. The district may partner with other individuals or entities in the community to support the implementation of this policy.

g. The district will strive to provide physical activity breaks for all students, recess for elementary students, and before and after school activities, as well as encourage students to use active transport (walking, biking, etc.)

h. The district will use evidence-based strategies to develop, structure, and support student wellness.

4. Standards and Nutrition Guidelines for All Foods and Beverages Sold to Students on the School Campus and During the School Day

a. The district will ensure that student access to foods and beverages meet federal, state and local laws and guidelines including, but not limited to:

i. USDA National School Lunch and School Breakfast nutrition standards ii. USDA Smart Snacks in School nutrition standards.

b. The district will offer students a variety of age-appropriate, healthy food and beverage selections with plenty of fruits, vegetables, and whole grains aimed at meeting the nutrition needs of students within their calorie requirements in order to promote student health and reduce childhood obesity.

5. Standards for All Foods and Beverages Provided, But Not Sold to Students During the School Day

The district may provide a list of healthy party ideas or food and beverage alternatives to parents, teachers, and students for classroom parties, rewards and incentives, or classroom snacks. The district discourages the use of food and beverages as a reward or incentive for performance or behavior.

6. Food and Beverage Marketing

Marketing and advertising is only allowed on school grounds or at school activities for foods and beverages that meet or exceed the USDA Smart Snacks in School nutrition standards, except as follows:

a. This requirement does not apply to marketing that occurs at events outside of school hours such as after school sporting or any other events, including school fundraising events.

b. The district will not immediately replace menu boards, coolers, tray liners, beverage cups, and other food service equipment with depictions of noncompliant products or logos to comply with the new USDA Smart Snacks in Schools nutrition requirements. All previously purchased products will be used, and all existing contracts honored.

c. All equipment that currently displays noncompliant marketing materials will not be removed or replaced (e.g., a score board with a Coca-Cola logo). However, as the district reviews and considers new contracts, and as scoreboards or other such durable equipment are replaced

or updated over time, any products that are marketed and advertised will meet or exceed the USDA Smart Snacks in School nutrition standards

7. Public Participation

Parents, students, representatives of the school food authority, teachers, school health professionals, board members, school administrators, and members of the general public shall be allowed to provide their input to the school district during the wellness policy adoption and review process.

8. Competitive Foods (Includes Food and Beverages Sold in Vending Machines, School Stores, Fundraisers or in Competition with the National School Lunch and Breakfast Programs)

a. Except as otherwise allowed by the Nebraska Department of Education (NDE), all foods and beverages sold during the school day as part of a fundraiser or for any other purpose in competition with the National School Lunch and Breakfast Programs must meet the nutrition standards of those programs.

b. Fundraiser food or beverages are NOT exempt from the USDA Smart Snacks in School nutrition standards. Therefore, if food is sold as a fundraiser:

(1) It shall not be sold in competition with school meals in the food service area during the meal service.

(2) It shall not be sold or otherwise made available to students anywhere on school premises during the period beginning one half hour prior to the serving period for breakfast and/or lunch and lasting until one half hour after the serving of breakfast and/or lunch.

(3) The sale of food items during the school day shall meet the USDA Smart Snacks in School nutrition requirements

(4) This restriction does not apply to food sold during non-school hours, weekends, and off-campus fundraising events such as concessions during afterschool sporting events, school plays or concerts; or to bulk food items that are sold for consumption at home. (Ex: frozen pizzas, cookie dough tubs, etc.)

9. Triennial Assessment

The school board shall assess and review this policy at least every three years to determine:

a. Compliance with this policy;

b. How this policy compares to NDE model wellness policies;

c. Progress made in attaining the goals of this policy.

The school board will update or modify this policy as appropriate.

10. Public Notice

In addition to identifying the topic on its meeting agenda as required by the Open Meetings Act, the school district will provide notice of this policy at least annually to the public and other stakeholders identified in this policy by one or more of the following methods: on its webpage, in its newsletter, in the student and employee handbooks, newspaper advertisements, direct mailings, electronic mail, and public postings.

In addition to identifying the topic on its meeting agenda as required by the Open Meetings Act, the school district will provide notice of the Triennial Assessment and progress reports towards meeting the goals in this policy using one or more of those same methods.

11. Recordkeeping

The District will retain records to document compliance with the requirements of the wellness policy at its central office.

12. Operational Responsibility

The superintendent is responsible for coordinating the implementation of this policy and for monitoring the district's progress in meeting the goals established by this policy. The superintendent will periodically report to the board on the district's progress in implementing this policy.

> * These strategies include, but are not necessarily limited to, those cited in the Alliance for a Healthier Generation's Model Wellness Policy (Updated June 2020 to Reflect the USDA Final Rule) found at https://api.healthiergeneration.org/resource/2.

Adopted on: September 11, 2023

Revised on: _____
Reviewed on: June 9, 2025

2025-2026 Elementary Principal Salary Array

School	Base Salary	Benefits	Additional Compensation	Total Years Experience	Principal Education				Total Compensation	
Wood River	$121,247.00	########	$0.00	21	Masters				$167,592.00	1
Shelton	$118,900.00	########	$0.00	24	Specalist				$167,278.00	2
Ravenna	$113,314.00	########	$0.00	34	Masters Plus Hours				$165,145.00	3
Gibbon	$113,393.00	########	$0.00	33	Masters Plus Hours				$160,690.00	4
Pleasanton	$114,000.00	########	$0.00	30	Masters				$151,337.00	5
St. Paul	$100,375.00	########	$0.00	14	Masters				$145,059.00	6
Loup City	$98,400.00	########	$0.00	15	Masters Plus Hours				$144,125.00	7
Centura	$98,800.00	$0.00	$0.00	29	Specalist				$98,800.00	8
Array Average:	$109,803.63	########	$0.00	24					$150,003.25	
Mean	$109,803.63								$150,003.25	
Median	$113,353.50								$156,013.50	
Midpoint	$111,578.56								$153,008.38	
102% of Midpoint	$113,810.13								$156,068.54	
100% of Midpoint	$111,578.56								$153,008.38	
98% of Midpoint	$109,346.99								$149,948.21	
Actual Percentage of Midpoint	101.56%								107.93%	
Additional Compensation Required-102% of Midpoint									-$9,076.46	
Additional Compensation Required-100% of Midpoint									-$12,136.63	
Additional Compensation Required-98% of Midpoint									-$15,196.79	
Salary Only										
Wood River	$121,247.00									
Shelton	$118,900.00									
Pleasanton	$114,000.00									
Gibbon	$113,393.00									
Ravenna	$113,314.00									
St Paul	$100,375.00									
Centura	$98,800.00									
Loup City	$98,400.00									

2025- 2026 Secondary Principal Salary Array									
School	Base Salary	Additional Compensation	Benefits	Total Years Experience	Principal Education				Total Compensation
Centura	$115,000.00	$6,120.00	$50,250.00	20	Masters				$171,370.00
Gibbon	$100,000.00	$1,970.00	$44,893.00	28	Masters				$146,863.00
Pleasanton	$114,000.00	$6,400.00	$37,337.00	27	Masters				$157,737.00
Wood River	$121,752.00	$0.00	$46,857.00	20	Masters				$168,609.00
Shelton	$97,500.00	$0.00	$37,436.00	30	Masters				$134,936.00
Ravenna	$105,000.00	$5,891.00	$18,268.00	19	Masters				$129,159.00
St. Paul	$105,950.00	$0.00	$17,583.00	37	Masters				$123,533.00
Loup City	$105,000.00	$3,120.00	$46,881.00	23	Masters				$155,001.00
Array Average:	$108,025.25	$2,937.63	$30,042.00	26					$148,401.00
Mean	$108,025.25								$148,401.00
Median	$105,475.00								$150,932.00
Midpoint	$105,646.50								$144,516.50
102% of Midpoint	$107,759.43								$147,406.83
100% of Midpoint	$105,646.50								$144,516.50
98% of Midpoint	$103,533.57								$141,626.17
Actual Percentage of Midpoint	99.39%								89.37%
Additional Compensation Required-102% of Midpoint									$18,247.83
Additional Compensation Required-100% of Midpoint									$15,357.50
Additional Compensation Required-98% of Midpoint									$12,467.17

2025-26 S			
School	Base Salary	Additional Compensation	Benefits
Gibbon	$203,399.00		$56,698.00
St. Paul	$154,800.00		$55,306.00
Ravenna	$154,891.00		$54,071.00
Centura	$145,000.00	$0.00	$0.00
Pleasanton	$158,000.00	$0.00	$41,142.00
Wood River	$158,000.00		$52,173.00
Loup City	$150,001.00		$47,926.00
Shelton	$143,000.00		$43,807.00
Amherst	$140,000.00		$52,302.00

Array Average:	$156,343.44		$44,825.00

Superintendent Salary Array

Years of Experience	Education Level		Total Compensation	Rank
33	Doctorate		$260,097.00	1
20	Specialist		$210,106.00	3
28	Doctorate		$208,962.00	4
21	Doctorate		$145,000.00	9
28	Specialist		$199,142.00	5
26	Specialist		$210,173.00	2
30	Specialist		$197,927.00	6
27	Doctorate		$186,807.00	8
20	Specialist		$192,302.00	7

26	Mean		$201,168.44	
	Median		$199,142.00	
	102% of Midpoint	102%	$204,158.33	
	Midpoint (100%)	100%	$200,155.22	
	98% of Midpoint	98%	$196,152.12	

Difference Between Current Compensation to Midpoint

102% = -$4,803.67

100% - Midpoint = -$8,806.78

98% = -$12,809.88

LEVY

% Incr.	YEAR	VALUATIONS	GENERAL	BOND	BUILDING	QCPUF	TOTAL	Gen & Bld
	2015-2016	$621,362,235	$0.8419	$0.0038	$0.0359	$0.0185	$0.9000	$0.8778
8.25%	2016-2017	$672,634,115	$0.8265	$0.0000	$0.0225	$0.0166	$0.8656	$0.8490
11.56%	2017-2018	$750,400,440	$0.7409	$0.0000	$0.0202	$0.0135	$0.7745	$0.7611
1.26%	2018-2019	$759,850,666	$0.6647	$0.0000	$0.0665	$0.0153	$0.7465	$0.7311
-3.30%	2019-2020	$734,766,670	$0.6873	$0.0000	$0.0687	$0.0158	$0.7718	$0.7560
-5.62%	2020-2021	$693,479,459	$0.6957	$0.0000	$0.0252	$0.0000	$0.7209	$0.7209
-9.47%	2021-2022	$627,811,680	$0.741000	$0.000000	$0.0556	$0.0000	$0.7966	$0.7966
18.01%	2022-2023	$740,888,644	$0.7000	$0.0000	$0.0899	$0.0000	$0.7899	$0.7899
6.18%	2023-2024	$786,660,820	$0.640300	$0.0000	$0.0845	$0.0000	$0.7248	$0.7248
4.93%	2024-2025	$825,454,373	$0.5439	$0.000000	$0.137700	$0.0295	$0.7111	$0.6816
12.99%	2025-2026	$932,698,401	$0.6300	$0.0580	$0.0000	$0.0000	$0.6880	$0.6300
5.00%	2026-2027	$979,333,321	$0.6550	$0.0580	$0.0000	$0.0000	$0.7130	$0.6550
3.00%	2027-2028	$1,008,713,321	$0.6500	$0.0580	$0.0250	$0.0000	$0.7330	$0.6750
3.00%	2028-2029	$1,038,974,720	$0.6500	$0.0580	$0.0250	$0.0000	$0.7330	$0.6750
3.00%	2029-2030	$1,070,143,962	$0.6500	$0.0580	$0.0250	$0.0000	$0.7330	$0.6750

TOTAL TAX REQUEST

YEAR	General Fund	Bond Fund	Bldg Fund	QCPUF	Total	General & Building Fund Tax	LB 243 Limit with 3% growth	Additional with 70% approval
2015-2016	$5,231,087	$20,805	$222,976	$114,703	**$5,589,571**	$5,454,063		
2016-2017	$5,559,408	$0	$151,518	$111,698	**$5,822,624**	$5,710,926		
2017-2018	$5,559,409	$0	$151,513	$101,011	**$5,811,934**	$5,710,923		
2018-2019	$5,050,507	$0	$505,050	$116,538	**$5,672,095**	$5,555,557		
2019-2020	$5,050,051	$0	$504,785	$116,093	**$5,670,929**	$5,554,836		
2020-2021	$4,824,537	$0	$174,757	$0	**$4,999,293**	$4,999,293		
2021-2022	$4,652,085	$0	$349,001	$0	**$5,001,085**	$5,001,085		
2022-2023	$5,186,221	$0	$666,059	$0	**$5,852,279**	$5,852,279		
2023-2024	$5,036,989	$0	$664,728	$0	**$5,701,718**	$5,701,718	$3,608,905	$4,019,723
2024-2025	$4,489,646	$0	$1,136,651	$243,509	**$5,869,806**	$5,626,297	$5,898,293	$6,416,561
2025-2026	$5,876,000	$459,658	$0	$0	**$6,335,658**	$5,876,000	$6,640,682	$7,187,098
2026-2027	$6,414,633	$464,301	$0	$0	**$6,878,934**	$6,414,633	$6,839,902	$7,402,711
2027-2028	$6,556,637	$464,301	$252,178	$0	**$7,273,116**	$6,808,815	$7,045,100	$7,624,792
2028-2029	$6,753,336	$464,301	$259,744	$0	**$7,477,380**	$7,013,079	$7,256,453	$7,853,536
2029-2030	$6,955,936	$464,301	$267,536	$0	**$7,687,773**	$7,223,472	$7,474,146	$8,089,142

TOTAL RECEIPTS BY PROGRAM

YEAR	Taxes	Local	State Aid	SPED	Other State	Total State	Federal	Other	Total Rec
2015-	$4,726,568	$5,122,960	$80,128	$404,396	$42,880	$981,127	$317,411	$27,974	$6,492,352
2016-	$4,989,681	$5,389,250	$0	$518,185	$35,623	$1,052,105	$201,884	$49,833	$6,728,695
2017-	$5,222,795	$5,675,552	$36,341	$555,413	$38,112	$1,156,195	$337,688	$11,303	$7,218,850
2018-	$4,610,010	$5,049,058	$32,358	$561,841	$40,001	$1,180,275	$185,185	$13,699	$6,468,218
2019-	$4,492,310	$4,922,650	$112,231	$568,458	$449,852	$1,130,541	$173,001	$252,851	$6,479,043
2020-	$4,733,793	$5,163,672	$37,130	$564,937	$582,093	$1,184,160	$256,030	$43,208	$6,647,070
2021-	$4,343,986	$4,781,564	$37,854	$502,461	$564,111	$1,104,426	$332,506	$77,356	$6,295,852
2022-	$4,913,053	$5,383,476	$38,332	$497,539	$572,573	$1,108,44	$363,695	$113,245	$6,968,860
2023-	$4,467,969	$4,945,053	$608,162	$959,609	$662,739	$2,230,51	$558,939	$71,937	$7,806,439
2024-	$2,913,446	$3,391,200	$591,978	$1,070,32	########	$3,417,26	$356,774	$30,418	$7,195,658
2025-	$5,288,400	$5,688,400	$610,226	$1,000,00	$827,296	$2,437,52	$325,000	$67,233	$8,518,155
2026-	$5,773,170	$6,173,170	$600,000	$1,000,00	$876,337	$2,476,33	$325,000	$72,038	$9,046,545
2027-	$5,900,973	$6,300,973	$600,000	$1,000,00	$938,782	$2,538,78	$325,000	$70,974	$9,235,729
2028-	$6,078,002	$6,478,002	$600,000	$1,000,00	########	$2,612,02	$325,000	$62,520	$9,477,546
2030	$6,260,342	$6,660,342	$600,000	0	########	1	$325,000	$60,637	$9,727,859

Receipts/Expenses and Difference

YEAR	Total Exp	Difference	Exp Inc	Rec Inc
2015-2016	$5,762,625	$729,727	-$106,053	$107,956
2016-2017	$5,875,531	$853,164	$112,906	$236,343
2017-2018	$6,082,808	$1,136,042	$207,277	$490,155
2018-2019	$6,391,389	$76,829	$308,581	-$750,632
2019-2020	$6,738,992	-$259,949	$347,603	$10,825
2020-2021	$6,648,676	-$1,606	-$90,316	$168,027
2021-2022	$7,162,746	-$866,894	$514,070	-$351,218
2022-2023	$7,393,636	-$424,776	$230,890	$673,008
2023-2024	$7,821,486	-$15,047	$427,850	$837,579
2024-2025	$8,066,664	-$871,006	$245,178	-$610,781
2025-2026	$8,431,884	$86,271	$365,220	$1,322,497
2026-2027	$8,732,268	$314,276	$300,384	$528,390
2027-2028	$8,994,236	$241,493	$261,968	$189,185
2028-2029	$9,264,063	$213,482	$269,827	$241,817
2028-2030	$9,541,985	$185,874	$277,922	$250,314

Cash Balance in GF, Depreciation, Special Building, &

YEAR	Gen Fund	Goal	Depreciation Fund	Special Building Fund	Employee Benefit	QCPUF	*Total Accessible Reserve - Interfund	Goal
2015-2016	$2,847,508	$1,440,656	$81,374	$358,442	$14,772	$0	$3,302,096	$1,440,656
2016-2017	$3,700,672	$1,468,883	$6,733	$314,893	$14,794	$0	$4,037,092	$1,468,883
2017-2018	$4,836,714	$1,520,702	$16,439	$179,590	$17,822	$0	$5,050,565	$1,520,702
2018-2019	$4,913,543	$1,597,847	$154,111	$490,458	$14,732	$0	$5,572,844	$1,597,847
2019-2020	$3,638,706	$1,684,748	$190,678	$682,059	$114,763	$0	$4,626,206	$1,684,748
2020-2021	$3,412,619	$1,662,169	$208,132	$700,589	$115,325	$0	$4,436,665	$1,662,169
2021-2022	$3,562,304	$1,790,687	$223,535	$1,040,951	$115,709	$0	$4,942,499	$1,790,687
2022-2023	$2,964,738	$1,848,409	$469,112	$1,435,628	$116,868	$0	$4,986,346	$1,848,409
2023-2024	$2,165,860	$1,955,372	$457,576	$1,760,261	$219,709	$0	$4,603,406	$1,955,372
2024-2025	$2,267,896	$2,016,666	$649,929	$1,605,117	$224,501	$0	$4,747,443	$2,011,934
2025-2026	$1,887,874	$2,107,971	$157,750	$7,500,000	$224,501	$241,260	$9,629,134	$2,107,971
2026-2027	$1,974,145	$2,183,067	$100,000	$2,000,000	$0	$0	$3,974,145	$2,171,210
2027-2028	$2,288,421	$2,248,559	$100,000	$250,000	$0	$0	$2,538,421	$2,236,347
2028-2029	$2,529,913	$2,316,016	$100,000	$250,000	$0	$0	$2,779,913	$2,303,437
2029-2030	$2,743,396	$2,385,496	$100,000	$250,000	$0	$0	$2,993,396	$2,372,540

borrow from Special Buildng Fund & QCPUF Fund through "interfund loan," but must pay

EXPENSES

Year	Payroll	FICA	Retiremen	Insurance	Payroll	Bills	Total Exp	Bills Incr	Payroll Inc	Payroll %
2017-		$0		$0	$0		########	#REF!	#REF!	0.00%
2018-		$0		$0	$0		########	#DIV/0!	#DIV/0!	0.00%
2019-		$0		$0	$0		########	#DIV/0!	#DIV/0!	0.00%
2020-	$3,947,289	$301,968	$362,544	$789,458	########	$1,247,41	########	#DIV/0!	#DIV/0!	81.24%
2021-	$3,991,946	$305,384	$370,861	$796,389	########	$1,696,16	########	35.97%	1.21%	76.32%
2022-	$4,073,609	$311,631	$379,788	$814,722	########	$1,813,88	########	6.94%	2.07%	75.47%
2023-	$4,115,272	$314,818	$384,805	$905,360	########	$2,101,23	########	15.84%	2.52%	73.14%
2024-	$4,274,945	$327,033	$426,502	$854,989	########	$2,164,26	########	3.00%	2.85%	72.94%
2025-	$4,475,439	$342,371	$446,505	$895,088	########	$2,272,48	########	5.00%	4.69%	73.05%
2026-	$4,644,164	$355,279	$463,338	$928,833	########	$2,340,65	########	3.00%	3.77%	73.20%
2027-	$4,783,488	$365,937	$477,238	$956,698	########	$2,410,87	########	3.00%	3.00%	73.20%
2028-	$4,926,993	$376,915	$491,555	$985,399	########	$2,483,20	########	3.00%	3.00%	73.20%
2030	$5,074,803	$388,222	$506,302	1	########	8	########	3.00%	3.00%	73.20%

Percent of total receipts by program

YEAR	Taxes	Total Local	State	Federal	Other
2019-	69.34%	75.98%	1.73%	8.77%	6.94%
2020-	71.22%	77.68%	0.56%	8.50%	8.76%
2021-	69.00%	75.95%	0.60%	7.98%	8.96%
2022-	70.50%	77.25%	0.55%	7.14%	8.22%
2023-	57.23%	63.35%	7.79%	12.29%	8.49%
2024-	40.49%	47.13%	8.23%	14.87%	24.39%
2025-	62.08%	66.78%	7.16%	11.74%	9.71%
2026-	63.82%	68.24%	6.63%	11.05%	9.69%
2028	63.89%	68.22%	6.50%	10.83%	10.16%

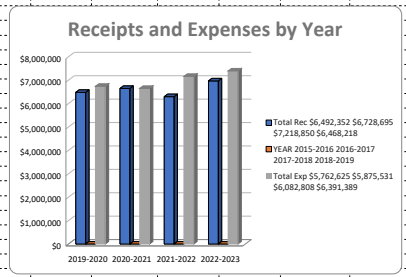

Percent of Tax Receipts

Year	Received	Request	%
2017-2018	$5,222,795	$5,559,409	93.95%
2018-2019	$4,610,010	$5,050,507	91.28%
2019-2020	$4,492,310	$5,050,051	88.96%
2020-2021	$4,733,793	$4,824,537	98.12%

2021-2022	$4,343,986	$4,652,085	93.38%
2022-2023	$4,913,053	$5,186,221	94.73%
2023-2024	$4,467,969	$5,036,989	88.70%
2024-2025	$2,913,446	$4,489,646	64.89%
2025-2026	$5,288,400	$5,876,000	90.00%
2026-2027	$5,773,170	$6,414,633	90.00%
2027-2028	$5,900,973	$6,556,637	90.00%
		Average	92.78%

Chart at the bottom: add the payroll from excel wksht, be sure to add an index number. project 4% payroll 3% bills. be sure to add state aid calc also. Dist 62-0021

		MONTHLY EXPENSES										
	Reciept Totals	Payroll	Bill Roster	Expense Totals	*Revenue/Exp. Difference*	*EXPENSES running total*	*Receipts Running*	Running Balance				
September									Beg Cash			
2019				**$0**	***$0***	***$0***	$0	$3,638,706	$3,638,706			
2020				**$0**	***$0***	***$0***	$0	$3,412,619	$3,412,619			
2021				**$0**	***$0***	***$0***	$0	$3,562,304	$3,562,304			
2022				**$0**	***$0***	***$0***	$0	$2,964,738	$2,964,738			
2023				**$596,926**	***($596,926)***	***$596,926***	$0	$1,561,134	$2,165,860			
2024				**$0**	***$0***	***$0***	$0	$2,267,896	$2,267,896			
October												
2019				**$0**	***$0***	***$0***	$0	$3,638,706				
2020				**$0**	***$0***	***$0***	$0	$3,412,619				
2021				**$0**	***$0***	***$0***	$0	$3,562,304				
2022				**$0**	***$0***	***$0***	$0	$2,964,738				
2023				**$511,908**	***($511,908)***	***$1,108,834***	$0	$1,049,226				
2024				**$0**	***$0***	***$0***	$0	$2,267,896				
November												
2019				**$0**	***$0***	***$0***	$0	$3,638,706				
2020				**$0**	***$0***	***$0***	$0	$3,412,619				
2021				**$0**	***$0***	***$0***	$0	$3,562,304				
2022				**$0**	***$0***	***$0***	$0	$2,964,738				
2023				**$510,266**	***($510,266)***	***$1,619,100***	$0	$538,960				
2024				**$0**	***$0***	***$0***	$0	$2,267,896				
December												
2019				**$0**	***$0***	***$0***	$0	$3,638,706				
2020				**$0**	***$0***	***$0***	$0	$3,412,619				
2021				**$0**	***$0***	***$0***	$0	$3,562,304				
2022				**$0**	***$0***	***$0***	$0	$2,964,738				
2023				**$533,113**	***($533,113)***	***$2,152,213***	$0	$5,847				
2024				**$0**	***$0***	***$0***	$0	$2,267,896				
January												
2020				**$0**	***$0***	***$0***	$0	$3,638,706				###########
2021				**$0**	***$0***	***$0***	$0	$3,412,619				###########
2022				**$0**	***$0***	***$0***	$0	$3,562,304				###########
2023				**$0**	***$0***	***$0***	$0	$2,964,738				
2024				**$542,245**	***($542,245)***	***$2,694,458***	$0	($536,398)				
2025				**$0**	***$0***	***$0***	$0	$2,267,896				
February												
2020				**$0**	***$0***	***$0***	$0	$3,638,706				
2021				**$0**	***$0***	***$0***	$0	$3,412,619				
2022				**$0**	***$0***	***$0***	$0	$3,562,304				
2023				**$0**	***$0***	***$0***	$0	$2,964,738				
2024				**$624,355**	***($624,355)***	***$3,318,813***	$0	($1,160,753)				
2025				**$0**	***$0***	***$0***	$0	$2,267,896				
March												
				$0	***$0***	***$0***	$0	$3,638,706				
2021				**$0**	***$0***	***$0***	$0	$3,412,619				
2022				**$0**	***$0***	***$0***	$0	$3,562,304				
2023				**$0**	***$0***	***$0***	$0	$2,964,738				
2024				**$542,544**	***($542,544)***	***$3,861,357***	$0	($1,703,297)				
2025				**$0**	***$0***	***$0***	$0	$2,267,896				
April												
2020				**$0**	***$0***	***$0***	$0	$3,638,706				
2021				**$0**	***$0***	***$0***	$0	$3,412,619				
2022				**$0**	***$0***	***$0***	$0	$3,562,304				
2023				**$0**	***$0***	***$0***	$0	$2,964,738				
2024				**$516,154**	***($516,154)***	***$4,377,511***	$0	($2,219,451)				
2025				**$0**	***$0***	***$0***	$0	$2,267,896				
May												
2020				**$0**	***$0***	***$0***	$0	$3,638,706				
2021				**$0**	***$0***	***$0***	$0	$3,412,619				
2022				**$0**	***$0***	***$0***	$0	$3,562,304				
2023				**$0**	***$0***	***$0***	$0	$2,964,738				
2024				**$699,474**	***($699,474)***	***$5,076,985***	$0	($2,918,925)		5779198		
2025				**$0**	***$0***	***$0***	$0	$2,267,896				
June												
2020				**$0**	***$0***	***$0***	$0	$3,638,706				
2021				**$0**	***$0***	***$0***	$0	$3,412,619				
2022				**$0**	***$0***	***$0***	$0	$3,562,304				
2023				**$0**	***$0***	***$0***	$0	$2,964,738				
2024				**$573,943**	***($573,943)***	***$5,650,928***	$0	($3,492,868)				
2025				**$0**	***$0***	***$0***	$0	$2,267,896				
July												
2020				**$0**	***$0***	***$0***	$0	$3,638,706				
2021				**$0**	***$0***	***$0***	$0	$3,412,619				
2022				**$0**	***$0***	***$0***	$0	$3,562,304				
2023				**$0**	***$0***	***$0***	$0	$2,964,738		**2024 Rec July**		
2024				**$454,047**	***($454,047)***	***$6,104,975***	$0	($3,945,919)		**6596926**		
2025				**$0**	***$0***	***$0***	$0	$2,267,896				
August										22 Rec	22 Exp	
2020				**$0**	***$0***	***$0***	$0	$3,638,706				
2021				**$0**	***$0***	***$0***	$0	$3,412,619		$6,295,852	$7,162,746	
2022				**$0**	***$0***	***$0***	$0	$3,562,304		23 Rec		
2023				**$0**	***$0***	***$0***	$0	$2,964,738		6315444	$7,393,636	$7,393,636
2024				**$0**	***$0***	***$6,104,975***	$0	($3,945,919)				
2025				**$0**	***$0***	***$0***	$0	$2,267,896	775000			

YEAR	REVENUE	PAYROLL	BILLS	TOTAL EXP	BALANCE	% PAYROLL	Payroll inc.
19-20	$0	$0	$0	$0	$0	#DIV/0!	
Avg		$0	$0	$0	$0	#DIV/0!	
20-21	$ -	$0	$0	$0	$0	#DIV/0!	$0
19-20 Avg	$ -	$0	$0	$0		#DIV/0!	$0
2022	$ -	$ -	$ -	$ -	$0	#DIV/0!	$0
2023	$ -	$ -	$ -	$ -	$ (6,104,975)	#DIV/0!	$0
2024	$ -	$ -	$ -	$ 6,104,975	($6,104,975)	0.00%	$0
2025 Proj	$0	$ -	$ -	$0	$0	#DIV/0!	$0
2026 Proj		$0	$0	$0	$0	#DIV/0!	$0

SYSTEM NEEDS				
	2023-2024	**2024-2025**	**25-26 MY #**	**25-26 NDE**
Basic Funding	$4,800,388	$5,091,390	$5,041,721	$5,024,539
Poverty Allowance	$275,685		$275,000	$318,750
LEP allowance	$29,963		$30,000	$30,600
Summer school allow	$8,605	$830	$1,000	$10,998
Special Rec Allow	$245,663	$268,764	$268,000	$481,432
Transportation Allow	$146,485	$171,390	$170,000	$256,267
Dist. Ed. allow	$34,501	$47,184	$45,000	$28,461
Poverty Allow Correction				
LEP correction	-$10,728			-$5,124
Stdt Growth Adj				
Tot. Calc. Needs	**$5,530,562**	**$5,579,558**	**$5,830,721**	**$6,145,923**
Needs Stabilization	$67,536	$18,540		
Total Formula Needs	**$5,598,098**	**$5,598,098**	**$5,830,721**	**$6,145,923**
SYSTEM RESOURCES				
Local Effort Rate	$3,211,515	$3,571,931	3679089	$3,855,138
Option Funding				
Income Tax Funds	$38,327	$40,745	$40,000	$44,365
Other Rec	$540,834	$606,893	$600,000	$877,371
Foundation Aid	$464,091	$462,586	$462,000	$271,455
Total Formula Resources	**$4,254,767**	**$4,682,155**	**$4,781,089**	**$5,048,329**
STATE AID CALCULATED				
Needs - Resources	$1,343,331	$915,943	$1,049,632	$1,097,594
Option Funding	$0	$0		
Income Tax Funds	$38,327	$40,745	$40,000	$44,365
None Equal. Min Levy adj				
Foundation Aid	$464,091	$462,586	$462,000	$271,455
FA Outside of Resource				$180,970
State Aid Calculated	$1,845,749	$1,419,274	$1,551,632	$1,594,384
Prior year Correction	$1,472	$4,502		
Total State Aid	**$1,847,221**	**$1,423,776**	**$1,551,632**	**$1,594,384**

Student Enrollment	**1487.88**	**1348.51**	**1357.82**
Allocation per student	**#REF!**	**#REF!**	**$1,360**

Basic Funding	avg of 10 larger and 10 smaller minus 2 h
Poverty Allowance	*new in 2008

LEP allowance	New in 2008 Limited English Proficiency
Elementary size allow	1839.48 x No. of students in K-3 who spe
Summer school allow	.025 x summer scl stdt units, x 85% of the
Instructional Time allow	New around 2007 Eliminated after 4 year
Special Rec Allow	Special Receipts from AFR
Transportatin Allow	*Mileage for trans to/from school
Elementary site allow	*districts wih multiple elem blds and no ot
Dist. Ed. allow	Distance Ed. Formula 85% times costs fo
Averaging adjustment	districts whose basic funding per fomula s
Teacher Ed Adj	For districts with large number of masters
Poverty Allow Correction	If poverty expenditures do not equal 117%
LEP correction	Same as poverty correction
Local Choice Adj	Districts below 390 stdt and funding is gre

Local Effort Rate	Adjusted valuation divided by 100 times 1
Option Funding	Net option times state average Basic Fun
Income Tax Funds	a percent calculated annually
Other Rec	Other receipts from AFR
Min Levy Adj	district under .95. subract the system lev
Retirement Aid	
Formula Resources	

Equalization Aid	
Option Funding	
Income Tax Funds	
Non Equal. Min Levy adj	
Need Stabilization	Keeps the formula need between 100% and 112% of th
Retirement Aid	
Reorganization Incentive	
State Aid Calculated	
Prior year deficiencies	
Prior year Correction	

high and low x form sts)

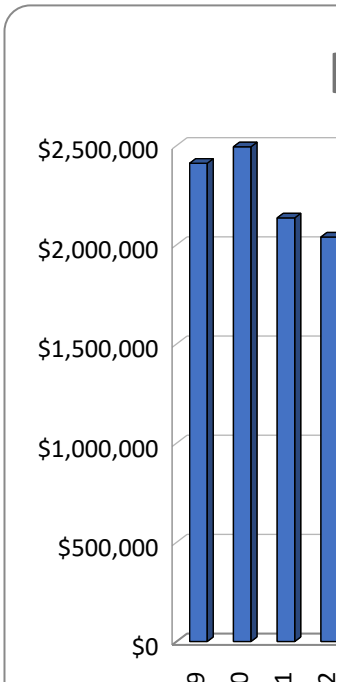

2008-09
2009-10
2010-11
2011-12

end 50% in rooms over 10 under 20
e stae avg gen. fund exp /form stdt ($7,817)
rs

ther elem within 7 miles
or telecom service
stdt is less than the state avg (approx 7500)
s level teachers-Eliminated
% of allowance for the year

eater than basic funding per formula student

1.0203
nding per formula student (approx 7,600)

y from.95 REMOVED

2009-10
2010-11
2011-12
2012-13
2013-14
2014-15
2015-16
2016-17
2017-18
2018-19
2019-20
2020-21
2021-22
2022-23
2023-24
2024-25
2025-26

he previous years recalculated fromula need formula need, except (student growth adj is not

23-24 Enrollment for 24-25 State Aid

East Butler	290.01	###########	$20,216.87
Palmer	290.36	###########	$14,460.23
Walthill	291.10	###########	$15,046.55
Fullerton	291.23	###########	$16,216.88
Loup City	294.98	###########	$16,786.16
Axtell	296.84	###########	$16,019.75
Central Valley	298.24	###########	$22,892.02

Creighton	298.41	###########	$15,369.77
Neligh	308.19	###########	$17,396.11
Boyd Co	308.33	###########	$16,194.28
BAYARD	308.39	###########	$16,911.99
Heartland	309.84	###########	$16,797.16
Pleasanton	311.72	###########	$11,900.33
Elm Creek	318.36	###########	$14,691.77
Johnson Brock	329.45	###########	$12,867.24
Plainview	338.85	###########	$15,187.81
Amherst	352.67	###########	$14,332.69
Cross Co	353.16	###########	$17,049.61
Southern	354.87	###########	$12,832.60
Ainsworth	358.87	###########	$20,477.00
Laurel	362.27	###########	$21,509.72
		###########	

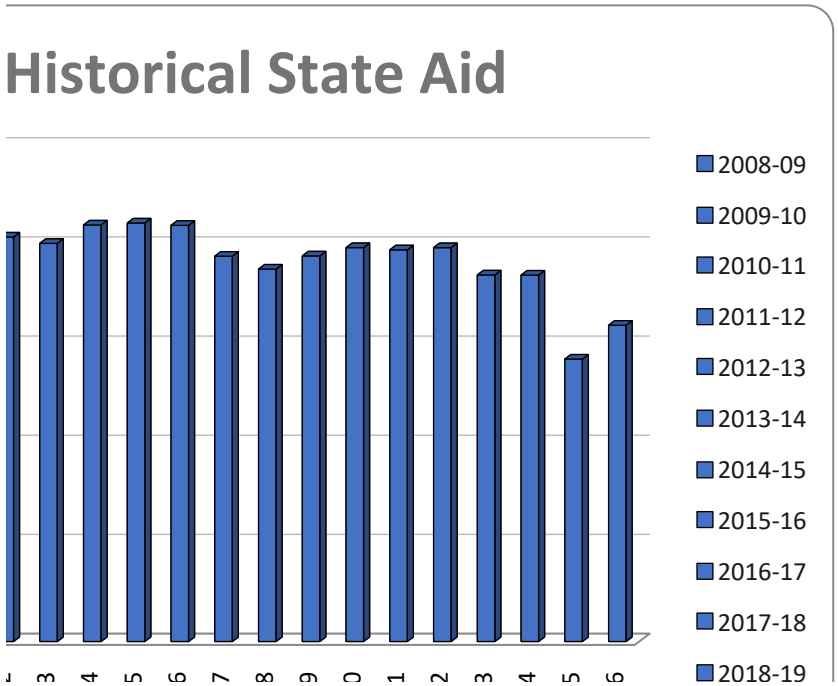
Historical State Aid
2008-09
2009-10
2010-11
2011-12
2012-13
2013-14
2014-15
2015-16
2016-17
2017-18
2018-19



$2,494,096		#####
$2,135,599		#####
$2,039,213		#####
$2,007,080		#####
$2,099,946		#####
$2,109,919		#####
$2,097,895		#####
$1,942,483		#####
$1,877,561		#####
$1,943,838		#####
$1,985,757		#####
$1,974,495		#####
$1,985,560		#####
$1,847,935		#####
$1,847,221	309	#####
$1,423,776	309	#####
$1,594,384		

dec.)

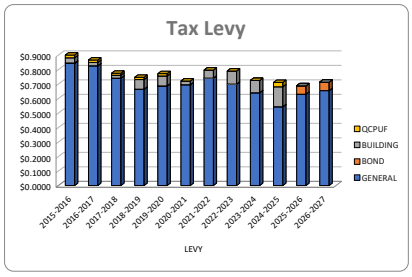
Tax Levy
$0.9000
$0.8000
$0.7000
$0.6000
$0.5000
$0.4000
$0.3000
$0.2000
$0.1000
$0.0000
2015-2016
2016-2017
2017-2018
2018-2019
2019-2020
2020-2021
2021-2022
2022-2023
2023-2024
2024-2025
2025-2026
2026-2027
LEVY
QCPUF
BUILDING
BOND
GENERAL

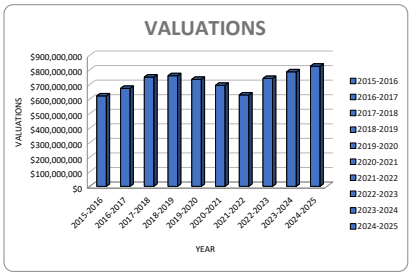
VALUATIONS
$900,000,000
$800,000,000
$700,000,000
$600,000,000
$500,000,000
$400,000,000
$300,000,000
$200,000,000
$100,000,000
$0
VALUATIONS
2015-2016
2016-2017
2017-2018
2018-2019
2019-2020
2020-2021
2021-2022
2022-2023
2023-2024
2024-2025
YEAR
2015-2016
2016-2017
2017-2018
2018-2019
2019-2020
2020-2021
2021-2022
2022-2023
2023-2024
2024-2025

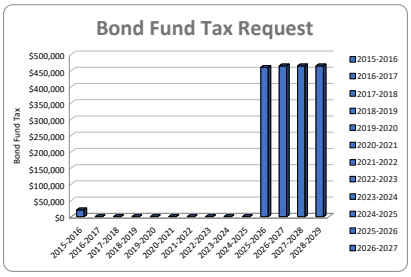
Bond Fund Tax Request
$500,000
$450,000
$400,000
$350,000
$300,000
$250,000
$200,000
$150,000
$100,000
$50,000
$0
Bond Fund Tax
2015-2016
2016-2017
2017-2018
2018-2019
2019-2020
2020-2021
2021-2022
2022-2023
2023-2024
2024-2025
2025-2026
2026-2027
2027-2028
2028-2029
2015-2016
2016-2017
2017-2018
2018-2019
2019-2020
2020-2021
2021-2022
2022-2023
2023-2024
2024-2025
2025-2026
2026-2027

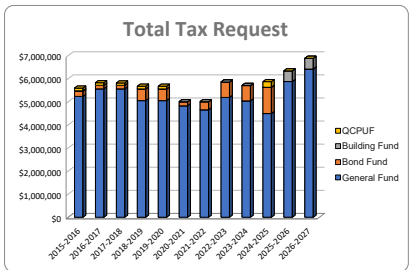
Total Tax Request
$7,000,000
$6,000,000
$5,000,000
$4,000,000
$3,000,000
$2,000,000
$1,000,000
$0
2015-2016
2016-2017
2017-2018
2018-2019
2019-2020
2020-2021
2021-2022
2022-2023
2023-2024
2024-2025
2025-2026
2026-2027
QCPUF
Building Fund
Bond Fund
General Fund

HS	67,925
Elem	34,064
Total Sq Ft.	**101,989**

LB 583										
	GENERAL FUND AND BUILDING FUND TAX					STATE AID				
	Tax	Building Fund Tax	Tax	23-24 Max	Difference	22-23 State Aid	Aid	Change	increase	vote
Waverly					$0			$0	$0	

Taxes	**Sept**	**Oct**	**Nov**	Dec	Jan	Feb
Lancaster Co						
Other Co						
Total	$0.00	$0.00	$0.00	$0.00	$0.00	$0.00
	$0.00					

Date	**Total of Other**	**State Aid**	**Taxes 1110**	Carline 1115	Public Pwr Tx 1120	Motor Veh. 1125
Sept	$0.00		$0.00			
Oct	$0.00		$0.00			
Nov	$0.00		$0.00			
Dec	$0.00		$0.00			
Jan	$0.00		$0.00			
Feb	$0.00		$0.00			
March	$0.00		$0.00			
Apr	$0.00		$0.00			
May	$0.00		$0.00			
June	$0.00		$0.00			
July	$0.00	$0.00	$0.00			
Aug	$0.00	$0.00	$0.00			
Month Total	$0.00	$0.00	$0.00	$0.00	$0.00	$0.00
Budget	###########	322,621	8,237,500	$70,000.00	$0.00	$460,000.00
Difference	-$10,860,121	-$322,621	-$8,237,500	-$70,000	$0	-$460,000
Amt off						

22-23 Tax
22-23 Rec

Taxes	**Sept**	**Oct**	**Nov**	Dec	Jan	Feb
Keith County						
Perkins						
Total	$0.00	$0.00	$0.00	$0.00	$0.00	$0.00
	$0.00					

Date	**Total of Other**	**State Aid**	**Taxes 1110**	Carline 1115	Public Pwr Tx 1120	Motor Veh. 1125
Sept. 2014	$123,252.00	$32,262.00	###########	$14,788.00		$40,518.00
Oct. 2014	$77,667.00	$32,262.00	$393,842.00			$39,718.00
Nov. 2014	$99,123.00	$32,262.00	100,547.00			$53,256.00
Dec. 2014	$183,382.00	$32,262.00	$33,228.00			$33,031.00
Jan. 2015	$216,521.00	$32,262.00	$894,800.00			$52,664.00
Feb. 2014	$494,082.00	$32,262.00	$343,506.00	$0.00		$73,446.00
March. 2013	$331,144.00	$32,262.00	$130,848.00			$42,039.00
Apr. 2013	$619,465.00	$32,262.00	$252,292.00			$44,111.00
May. 2013	$463,633.00	$32,262.00	2,782,047.00	$47,019.00		$40,322.00
June. 2012	$290,873.00	$32,262.00	$414,471.00			$40,753.00
July. 2012	$108,436.00	$0.00	$57,690.00			$44,313.00
Aug. 2012	$138,970.00	$0.00	$97,867.00			$42,084.00
14-15 Month	###########	$322,620.00	$7,697,869	$61,807.00	$0.00	$546,255.00
14-15	###########	322,621	8,237,500	$70,000.00	$0.00	$460,000.00
Difference	$262,949	-$1	-$539,631	-$8,193	$0	$86,255
Amt off						

Taxes	**Sept**	**Oct**	**Nov**	Dec	Jan	Feb
Keith County						
Perkins						
Total	$0.00	$0.00	$0.00	$0.00	$0.00	$0.00
	$0.00					

Date	**Total of Other**	**State Aid**	**Taxes 1110**	Carline 1115	Public Pwr Tx 1120	Motor Veh. 1125
Sept. 2014	$123,252.00	$32,262.00	###########	$14,788.00		$40,518.00
Oct. 2014	$77,667.00	$32,262.00	$393,842.00			$39,718.00
Nov. 2014	$99,123.00	$32,262.00	100,547.00			$53,256.00
Dec. 2014	$183,382.00	$32,262.00	$33,228.00			$33,031.00
Jan. 2015	$216,521.00	$32,262.00	$894,800.00			$52,664.00
Feb. 2014	$494,082.00	$32,262.00	$343,506.00	$0.00		$73,446.00
March. 2013	$331,144.00	$32,262.00	$130,848.00			$42,039.00
Apr. 2013	$619,465.00	$32,262.00	$252,292.00			$44,111.00
May. 2013	$463,633.00	$32,262.00	2,782,047.00	$47,019.00		$40,322.00
June. 2012	$290,873.00	$32,262.00	$414,471.00			$40,753.00
July. 2012	$108,436.00	$0.00	$57,690.00			$44,313.00
Aug. 2012	$138,970.00	$0.00	$97,867.00			$42,084.00
14-15 Month	###########	$322,620.00	$7,697,869	$61,807.00	$0.00	$546,255.00
14-15	###########	322,621	8,237,500	$70,000.00	$0.00	$460,000.00

Difference	$262,949	-$1	-$539,631	-$8,193	$0	$86,255
Amt off						

Taxes	**Sept**	**Oct**	**Nov**	Dec	Jan	Feb
Keith County						
Perkins						
Total	$0.00	$0.00	$0.00	$0.00	$0.00	$0.00
	$0.00					

Date	**Total of Other**	**State Aid**	**Taxes 1110**	Carline 1115	Public Pwr Tx 1120	Motor Veh. 1125
Sept. 2014	$123,252.00	$32,262.00	###########	$14,788.00		$40,518.00
Oct. 2014	$77,667.00	$32,262.00	$393,842.00			$39,718.00
Nov. 2014	$99,123.00	$32,262.00	100,547.00			$53,256.00
Dec. 2014	$183,382.00	$32,262.00	$33,228.00			$33,031.00
Jan. 2015	$216,521.00	$32,262.00	$894,800.00			$52,664.00

Feb. 2014	$494,082.00	$32,262.00	$343,506.00	$0.00		$73,446.00
March. 2013	$331,144.00	$32,262.00	$130,848.00			$42,039.00
Apr. 2013	$619,465.00	$32,262.00	$252,292.00			$44,111.00
May. 2013	$463,633.00	$32,262.00	2,782,047.00	$47,019.00		$40,322.00
June. 2012	$290,873.00	$32,262.00	$414,471.00			$40,753.00
July. 2012	$108,436.00	$0.00	$57,690.00			$44,313.00
Aug. 2012	$138,970.00	$0.00	$97,867.00			$42,084.00
14-15 Month	###########	$322,620.00	$7,697,869	$61,807.00	$0.00	$546,255.00
14-15	###########	322,621	8,237,500	$70,000.00	$0.00	$460,000.00
Difference	$262,949	-$1	-$539,631	-$8,193	$0	$86,255
Amt off						

Taxes	**Sept**	**Oct**	**Nov**	Dec	Jan	Feb
Keith County						
Perkins						
Total	$0.00	$0.00	$0.00	$0.00	$0.00	$0.00

$0.00

Date	Total of Other	State Aid	Taxes 1110	Carline 1115	Public Pwr Tx 1120	Motor Veh. 1125
Sept. 2014	$123,252.00	$32,262.00	###########	$14,788.00		$40,518.00
Oct. 2014	$77,667.00	$32,262.00	$393,842.00			$39,718.00
Nov. 2014	$99,123.00	$32,262.00	100,547.00			$53,256.00
Dec. 2014	$183,382.00	$32,262.00	$33,228.00			$33,031.00
Jan. 2015	$216,521.00	$32,262.00	$894,800.00			$52,664.00
Feb. 2014	$494,082.00	$32,262.00	$343,506.00	$0.00		$73,446.00
March. 2013	$331,144.00	$32,262.00	$130,848.00			$42,039.00
Apr. 2013	$619,465.00	$32,262.00	$252,292.00			$44,111.00
May. 2013	$463,633.00	$32,262.00	2,782,047.00	$47,019.00		$40,322.00
June. 2012	$290,873.00	$32,262.00	$414,471.00			$40,753.00
July. 2012	$108,436.00	$0.00	$57,690.00			$44,313.00
Aug. 2012	$138,970.00	$0.00	$97,867.00			$42,084.00
14-15 Month	###########	$322,620.00	$7,697,869	$61,807.00	$0.00	$546,255.00
14-15	###########	322,621	8,237,500	$70,000.00	$0.00	$460,000.00
Difference	$262,949	-$1	-$539,631	-$8,193	$0	$86,255
Amt off						

Taxes	**Sept**	**Oct**	**Nov**	Dec	Jan	Feb
Keith County						
Perkins						
Total	$0.00	$0.00	$0.00	$0.00	$0.00	$0.00
	$0.00					

Date	**Total of Other**	**State Aid**	**Taxes 1110**	Carline 1115	Public Pwr Tx 1120	Motor Veh. 1125
Sept. 2014	$123,252.00	$32,262.00	###########	$14,788.00		$40,518.00
Oct. 2014	$77,667.00	$32,262.00	$393,842.00			$39,718.00
Nov. 2014	$99,123.00	$32,262.00	100,547.00			$53,256.00
Dec. 2014	$183,382.00	$32,262.00	$33,228.00			$33,031.00
Jan. 2015	$216,521.00	$32,262.00	$894,800.00			$52,664.00
Feb. 2014	$494,082.00	$32,262.00	$343,506.00	$0.00		$73,446.00
March. 2013	$331,144.00	$32,262.00	$130,848.00			$42,039.00
Apr. 2013	$619,465.00	$32,262.00	$252,292.00			$44,111.00
May. 2013	$463,633.00	$32,262.00	2,782,047.00	$47,019.00		$40,322.00
June. 2012	$290,873.00	$32,262.00	$414,471.00			$40,753.00
July. 2012	$108,436.00	$0.00	$57,690.00			$44,313.00
Aug. 2012	$138,970.00	$0.00	$97,867.00			$42,084.00
14-15 Month	###########	$322,620.00	$7,697,869	$61,807.00	$0.00	$546,255.00
14-15	###########	322,621	8,237,500	$70,000.00	$0.00	$460,000.00
Difference	$262,949	-$1	-$539,631	-$8,193	$0	$86,255
Amt off						

Taxes	**Sept**	**Oct**	**Nov**	Dec	Jan	Feb
Keith County						
Perkins						
Total	$0.00	$0.00	$0.00	$0.00	$0.00	$0.00
	$0.00					

Date	**Total of Other**	**State Aid**	**Taxes 1110**	Carline 1115	Public Pwr Tx 1120	Motor Veh. 1125
Sept. 2014	$123,252.00	$32,262.00	###########	$14,788.00		$40,518.00
Oct. 2014	$77,667.00	$32,262.00	$393,842.00			$39,718.00
Nov. 2014	$99,123.00	$32,262.00	100,547.00			$53,256.00
Dec. 2014	$183,382.00	$32,262.00	$33,228.00			$33,031.00
Jan. 2015	$216,521.00	$32,262.00	$894,800.00			$52,664.00
Feb. 2014	$494,082.00	$32,262.00	$343,506.00	$0.00		$73,446.00
March. 2013	$331,144.00	$32,262.00	$130,848.00			$42,039.00
Apr. 2013	$619,465.00	$32,262.00	$252,292.00			$44,111.00
May. 2013	$463,633.00	$32,262.00	2,782,047.00	$47,019.00		$40,322.00
June. 2012	$290,873.00	$32,262.00	$414,471.00			$40,753.00
July. 2012	$108,436.00	$0.00	$57,690.00			$44,313.00
Aug. 2012	$138,970.00	$0.00	$97,867.00			$42,084.00
14-15 Month	###########	$322,620.00	$7,697,869	$61,807.00	$0.00	$546,255.00
14-15	###########	322,621	8,237,500	$70,000.00	$0.00	$460,000.00
Difference	$262,949	-$1	-$539,631	-$8,193	$0	$86,255
Amt off						

Taxes	**Sept**	**Oct**	**Nov**	Dec	Jan	Feb
Keith County						
Perkins						
Total	$0.00	$0.00	$0.00	$0.00	$0.00	$0.00
	$0.00					

Date	**Total of Other**	**State Aid**	**Taxes 1110**	Carline 1115	Public Pwr Tx 1120	Motor Veh. 1125
Sept. 2014	$123,252.00	$32,262.00	###########	$14,788.00		$40,518.00
Oct. 2014	$77,667.00	$32,262.00	$393,842.00			$39,718.00
Nov. 2014	$99,123.00	$32,262.00	100,547.00			$53,256.00
Dec. 2014	$183,382.00	$32,262.00	$33,228.00			$33,031.00
Jan. 2015	$216,521.00	$32,262.00	$894,800.00			$52,664.00
Feb. 2014	$494,082.00	$32,262.00	$343,506.00	$0.00		$73,446.00
March. 2013	$331,144.00	$32,262.00	$130,848.00			$42,039.00
Apr. 2013	$619,465.00	$32,262.00	$252,292.00			$44,111.00
May. 2013	$463,633.00	$32,262.00	2,782,047.00	$47,019.00		$40,322.00
June. 2012	$290,873.00	$32,262.00	$414,471.00			$40,753.00
July. 2012	$108,436.00	$0.00	$57,690.00			$44,313.00
Aug. 2012	$138,970.00	$0.00	$97,867.00			$42,084.00
14-15 Month	###########	$322,620.00	$7,697,869	$61,807.00	$0.00	$546,255.00

14-15	###########	322,621	8,237,500	$70,000.00	$0.00	$460,000.00
Difference	$262,949	-$1	-$539,631	-$8,193	$0	$86,255
Amt off						

Taxes	**Sept**	**Oct**	**Nov**	Dec	Jan	Feb
Keith County						
Perkins						
Total	$0.00	$0.00	$0.00	$0.00	$0.00	$0.00
	$0.00					

Date	**Total of Other**	**State Aid**	**Taxes 1110**	Carline 1115	Public Pwr Tx 1120	Motor Veh. 1125
Sept. 2014	$123,252.00	$32,262.00	###########	$14,788.00		$40,518.00
Oct. 2014	$77,667.00	$32,262.00	$393,842.00			$39,718.00
Nov. 2014	$99,123.00	$32,262.00	100,547.00			$53,256.00
Dec. 2014	$183,382.00	$32,262.00	$33,228.00			$33,031.00

Jan. 2015	$216,521.00	$32,262.00	$894,800.00			$52,664.00
Feb. 2014	$494,082.00	$32,262.00	$343,506.00	$0.00		$73,446.00
March. 2013	$331,144.00	$32,262.00	$130,848.00			$42,039.00
Apr. 2013	$619,465.00	$32,262.00	$252,292.00			$44,111.00
May. 2013	$463,633.00	$32,262.00	2,782,047.00	$47,019.00		$40,322.00
June. 2012	$290,873.00	$32,262.00	$414,471.00			$40,753.00
July. 2012	$108,436.00	$0.00	$57,690.00			$44,313.00
Aug. 2012	$138,970.00	$0.00	$97,867.00			$42,084.00
14-15 Month	###########	$322,620.00	$7,697,869	$61,807.00	$0.00	$546,255.00
14-15	###########	322,621	8,237,500	$70,000.00	$0.00	$460,000.00
Difference	$262,949	-$1	-$539,631	-$8,193	$0	$86,255
Amt off						

Taxes	**Sept**	**Oct**	**Nov**	Dec	Jan	Feb
Keith County						
Perkins						
Total	$0.00	$0.00	$0.00	$0.00	$0.00	$0.00

$0.00

Date	Total of Other	State Aid	Taxes 1110	Carline 1115	Public Pwr Tx 1120	Motor Veh. 1125
Sept. 2014	$123,252.00	$32,262.00	###########	$14,788.00		$40,518.00
Oct. 2014	$77,667.00	$32,262.00	$393,842.00			$39,718.00
Nov. 2014	$99,123.00	$32,262.00	100,547.00			$53,256.00
Dec. 2014	$183,382.00	$32,262.00	$33,228.00			$33,031.00
Jan. 2015	$216,521.00	$32,262.00	$894,800.00			$52,664.00
Feb. 2014	$494,082.00	$32,262.00	$343,506.00	$0.00		$73,446.00
March. 2013	$331,144.00	$32,262.00	$130,848.00			$42,039.00
Apr. 2013	$619,465.00	$32,262.00	$252,292.00			$44,111.00
May. 2013	$463,633.00	$32,262.00	2,782,047.00	$47,019.00		$40,322.00
June. 2012	$290,873.00	$32,262.00	$414,471.00			$40,753.00
July. 2012	$108,436.00	$0.00	$57,690.00			$44,313.00
Aug. 2012	$138,970.00	$0.00	$97,867.00			$42,084.00
14-15 Month	###########	$322,620.00	$7,697,869	$61,807.00	$0.00	$546,255.00
14-15	###########	322,621	8,237,500	$70,000.00	$0.00	$460,000.00
Difference	$262,949	-$1	-$539,631	-$8,193	$0	$86,255
Amt off						

March	April	May	June	July	Aug
$0.00	$0.00	$0.00	$0.00	$0.00	$0.00

1220	1270 preschool	Interest 1410	Local Lic Fees 1610	**City Fines 1620**	Other Local Rev 1910-90	County Fines 2110-30
$0.00	$0.00	$0.00	$0.00	$0.00	$0.00	$0.00
$0.00	$2,000.00	$4,000.00	$0.00	$0.00	$45,000.00	$165,000.00
$0	-$2,000	-$4,000	$0	$0	-$45,000	-$165,000

Ogallala
Financial

March	April	May	June	July	Aug
$0.00	$0.00	$0.00	$0.00	$0.00	$0.00

1220	1270 preschool	Interest 1410	Local Lic Fees 1610	**City Fines 1620**	Other Local Rev 1910-90	County Fines 2110-30
	$840.00	$567.00			$2,650.00	$22,102.00
$2,700.00	$1,060.00	$627.00				$22,497.00
$150.00	$770.00	$436.00				$20,383.00
		$334.00				$16,049.00
		$333.00			$2,000.00	$13,467.00
	$865.00	$327.00				$15,879.00
$902.00	$1,390.00	$291.00				
$867.00	$955.00	$275.00			$11,178.00	$17,432.00
$1,050.00	$240.00	$609.00			($2,000.00)	$16,612.00
$1,350.00	$10.00	$897.00				$15,795.00
		$763.00				$29,426.00
		$562.00		$17,460.00		
$7,019.00	$6,130.00	$6,021.00	$0.00	$17,460.00	$13,828.00	$189,642.00
$0.00	$2,000.00	$4,000.00	$0.00	$0.00	$45,000.00	$165,000.00
$7,019	$4,130	$2,021	$0	$17,460	-$31,172	$24,642

Ogallala
Financial

March	April	May	June	July	Aug
$0.00	$0.00	$0.00	$0.00	$0.00	$0.00

1220	1270 preschool	Interest 1410	Local Lic Fees 1610	**City Fines 1620**	Other Local Rev 1910-90	County Fines 2110-30
	$840.00	$567.00			$2,650.00	$22,102.00
$2,700.00	$1,060.00	$627.00				$22,497.00
$150.00	$770.00	$436.00				$20,383.00
		$334.00				$16,049.00
		$333.00			$2,000.00	$13,467.00
	$865.00	$327.00				$15,879.00
$902.00	$1,390.00	$291.00				
$867.00	$955.00	$275.00			$11,178.00	$17,432.00
$1,050.00	$240.00	$609.00			($2,000.00)	$16,612.00
$1,350.00	$10.00	$897.00				$15,795.00
		$763.00				$29,426.00
		$562.00		$17,460.00		
$7,019.00	$6,130.00	$6,021.00	$0.00	$17,460.00	$13,828.00	$189,642.00
$0.00	$2,000.00	$4,000.00	$0.00	$0.00	$45,000.00	$165,000.00

$7,019	$4,130	$2,021	$0	$17,460	-$31,172	$24,642

Ogallala
Financial

March	April	May	June	July	Aug
$0.00	$0.00	$0.00	$0.00	$0.00	$0.00

1220	1270 preschool	Interest 1410	Local Lic Fees 1610	**City Fines 1620**	Other Local Rev 1910-90	County Fines 2110-30
	$840.00	$567.00			$2,650.00	$22,102.00
$2,700.00	$1,060.00	$627.00				$22,497.00
$150.00	$770.00	$436.00				$20,383.00
		$334.00				$16,049.00
		$333.00			$2,000.00	$13,467.00

	$865.00	$327.00				$15,879.00
$902.00	$1,390.00	$291.00				
$867.00	$955.00	$275.00			$11,178.00	$17,432.00
$1,050.00	$240.00	$609.00			($2,000.00)	$16,612.00
$1,350.00	$10.00	$897.00				$15,795.00
		$763.00				$29,426.00
		$562.00		$17,460.00		
$7,019.00	$6,130.00	$6,021.00	$0.00	$17,460.00	$13,828.00	$189,642.00
$0.00	$2,000.00	$4,000.00	$0.00	$0.00	$45,000.00	$165,000.00
$7,019	$4,130	$2,021	$0	$17,460	-$31,172	$24,642

Ogallala
Financial

March	April	May	June	July	Aug
$0.00	$0.00	$0.00	$0.00	$0.00	$0.00

1220	1270 preschool	Interest 1410	Local Lic Fees 1610	**City Fines 1620**	Other Local Rev 1910-90	County Fines 2110-30
	$840.00	$567.00			$2,650.00	$22,102.00
$2,700.00	$1,060.00	$627.00				$22,497.00
$150.00	$770.00	$436.00				$20,383.00
		$334.00				$16,049.00
		$333.00			$2,000.00	$13,467.00
	$865.00	$327.00				$15,879.00
$902.00	$1,390.00	$291.00				
$867.00	$955.00	$275.00			$11,178.00	$17,432.00
$1,050.00	$240.00	$609.00			($2,000.00)	$16,612.00
$1,350.00	$10.00	$897.00				$15,795.00
		$763.00				$29,426.00
		$562.00		$17,460.00		
$7,019.00	$6,130.00	$6,021.00	$0.00	$17,460.00	$13,828.00	$189,642.00
$0.00	$2,000.00	$4,000.00	$0.00	$0.00	$45,000.00	$165,000.00
$7,019	$4,130	$2,021	$0	$17,460	-$31,172	$24,642

Ogallala
Financial

March	April	May	June	July	Aug
$0.00	$0.00	$0.00	$0.00	$0.00	$0.00

1220	1270 preschool	Interest 1410	Local Lic Fees 1610	**City Fines 1620**	Other Local Rev 1910-90	County Fines 2110-30
	$840.00	$567.00			$2,650.00	$22,102.00
$2,700.00	$1,060.00	$627.00				$22,497.00
$150.00	$770.00	$436.00				$20,383.00
		$334.00				$16,049.00
		$333.00			$2,000.00	$13,467.00
	$865.00	$327.00				$15,879.00
$902.00	$1,390.00	$291.00				
$867.00	$955.00	$275.00			$11,178.00	$17,432.00
$1,050.00	$240.00	$609.00			($2,000.00)	$16,612.00
$1,350.00	$10.00	$897.00				$15,795.00
		$763.00				$29,426.00
		$562.00		$17,460.00		
$7,019.00	$6,130.00	$6,021.00	$0.00	$17,460.00	$13,828.00	$189,642.00
$0.00	$2,000.00	$4,000.00	$0.00	$0.00	$45,000.00	$165,000.00
$7,019	$4,130	$2,021	$0	$17,460	-$31,172	$24,642

Ogallala
Financial

March	April	May	June	July	Aug
$0.00	$0.00	$0.00	$0.00	$0.00	$0.00

1220	1270 preschool	Interest 1410	Local Lic Fees 1610	**City Fines 1620**	Other Local Rev 1910-90	County Fines 2110-30
	$840.00	$567.00			$2,650.00	$22,102.00
$2,700.00	$1,060.00	$627.00				$22,497.00
$150.00	$770.00	$436.00				$20,383.00
		$334.00				$16,049.00
		$333.00			$2,000.00	$13,467.00
	$865.00	$327.00				$15,879.00
$902.00	$1,390.00	$291.00				
$867.00	$955.00	$275.00			$11,178.00	$17,432.00
$1,050.00	$240.00	$609.00			($2,000.00)	$16,612.00
$1,350.00	$10.00	$897.00				$15,795.00
		$763.00				$29,426.00
		$562.00		$17,460.00		
$7,019.00	$6,130.00	$6,021.00	$0.00	$17,460.00	$13,828.00	$189,642.00
$0.00	$2,000.00	$4,000.00	$0.00	$0.00	$45,000.00	$165,000.00
$7,019	$4,130	$2,021	$0	$17,460	-$31,172	$24,642

Ogallala
Financial

March	April	May	June	July	Aug
$0.00	$0.00	$0.00	$0.00	$0.00	$0.00

1220	1270 preschool	Interest 1410	Local Lic Fees 1610	**City Fines 1620**	Other Local Rev 1910-90	County Fines 2110-30
	$840.00	$567.00			$2,650.00	$22,102.00
$2,700.00	$1,060.00	$627.00				$22,497.00
$150.00	$770.00	$436.00				$20,383.00
		$334.00				$16,049.00
		$333.00			$2,000.00	$13,467.00
	$865.00	$327.00				$15,879.00
$902.00	$1,390.00	$291.00				
$867.00	$955.00	$275.00			$11,178.00	$17,432.00
$1,050.00	$240.00	$609.00			($2,000.00)	$16,612.00
$1,350.00	$10.00	$897.00				$15,795.00
		$763.00				$29,426.00
		$562.00		$17,460.00		
$7,019.00	$6,130.00	$6,021.00	$0.00	$17,460.00	$13,828.00	$189,642.00

$0.00	$2,000.00	$4,000.00	$0.00	$0.00	$45,000.00	$165,000.00
$7,019	$4,130	$2,021	$0	$17,460	-$31,172	$24,642

Ogallala
Financial

March	April	May	June	July	Aug
$0.00	$0.00	$0.00	$0.00	$0.00	$0.00

1220	1270 preschool	Interest 1410	Local Lic Fees 1610	**City Fines 1620**	Other Local Rev 1910-90	County Fines 2110-30
	$840.00	$567.00			$2,650.00	$22,102.00
$2,700.00	$1,060.00	$627.00				$22,497.00
$150.00	$770.00	$436.00				$20,383.00
		$334.00				$16,049.00

		$333.00			$2,000.00	$13,467.00
	$865.00	$327.00				$15,879.00
$902.00	$1,390.00	$291.00				
$867.00	$955.00	$275.00			$11,178.00	$17,432.00
$1,050.00	$240.00	$609.00			($2,000.00)	$16,612.00
$1,350.00	$10.00	$897.00				$15,795.00
		$763.00				$29,426.00
		$562.00		$17,460.00		
$7,019.00	$6,130.00	$6,021.00	$0.00	$17,460.00	$13,828.00	$189,642.00
$0.00	$2,000.00	$4,000.00	$0.00	$0.00	$45,000.00	$165,000.00
$7,019	$4,130	$2,021	$0	$17,460	-$31,172	$24,642

Ogallala
Financial

March	April	May	June	July	Aug
$0.00	$0.00	$0.00	$0.00	$0.00	$0.00

1220	1270 preschool	Interest 1410	Local Lic Fees 1610	**City Fines 1620**	Other Local Rev 1910-90	County Fines 2110-30
	$840.00	$567.00			$2,650.00	$22,102.00
$2,700.00	$1,060.00	$627.00				$22,497.00
$150.00	$770.00	$436.00				$20,383.00
		$334.00				$16,049.00
		$333.00			$2,000.00	$13,467.00
	$865.00	$327.00				$15,879.00
$902.00	$1,390.00	$291.00				
$867.00	$955.00	$275.00			$11,178.00	$17,432.00
$1,050.00	$240.00	$609.00			($2,000.00)	$16,612.00
$1,350.00	$10.00	$897.00				$15,795.00
		$763.00				$29,426.00
		$562.00		$17,460.00		
$7,019.00	$6,130.00	$6,021.00	$0.00	$17,460.00	$13,828.00	$189,642.00
$0.00	$2,000.00	$4,000.00	$0.00	$0.00	$45,000.00	$165,000.00
$7,019	$4,130	$2,021	$0	$17,460	-$31,172	$24,642

ESU 2210	**SPED School Age**	**SPED 3125**	Homestead	Prop Tax Credit 3131	hal 3135	Pro rate 3180
$0.00	$0.00	$0.00	$0.00	$0.00	$0.00	$0.00
$10,000.00	$785,000.00	$0.00	$0.00	$0.00	$9,000.00	$20,000.00
-$10,000	-$785,000	$0	$0	$0	-$9,000	-$20,000

ESU 2210	**SPED School Age**	**SPED 3125**	Homestead	Prop Tax Credit 3131	hal 3135	Pro rate 3180
$1,000.00						
					$7,942.00	$2,467.00
$165.00	$119,975.00					
	$119,976.00					$2,512.00
	$118,287.00			$149,448.00		
$16,957.00	$119,601.00		$33,821.00			
	$118,677.00		$33,821.00			$11,355.00
	$240,253.00	($119,601.00)	$33,821.00	$149,448.00		
$5,503.00	$128,812.00		$33,821.00			
($18,121.00)			$33,821.00			$5,245.00
			$33,821.00			
$5,504.00	$965,581.00	($119,601.00)	$202,926.00	$298,896.00	$7,942.00	$21,579.00
$10,000.00	$785,000.00	$0.00	$0.00	$0.00	$9,000.00	$20,000.00
-$4,496	$180,581	-$119,601	$202,926	$298,896	-$1,058	$1,579

ESU 2210	**SPED School Age**	**SPED 3125**	Homestead	Prop Tax Credit 3131	hal 3135	Pro rate 3180
$1,000.00						
					$7,942.00	$2,467.00
$165.00	$119,975.00					
	$119,976.00					$2,512.00
	$118,287.00			$149,448.00		
$16,957.00	$119,601.00		$33,821.00			
	$118,677.00		$33,821.00			$11,355.00
	$240,253.00	($119,601.00)	$33,821.00	$149,448.00		
$5,503.00	$128,812.00		$33,821.00			
($18,121.00)			$33,821.00			$5,245.00
			$33,821.00			
$5,504.00	$965,581.00	($119,601.00)	$202,926.00	$298,896.00	$7,942.00	$21,579.00
$10,000.00	$785,000.00	$0.00	$0.00	$0.00	$9,000.00	$20,000.00

-$4,496	$180,581	-$119,601	$202,926	$298,896	-$1,058	$1,579

ESU 2210	**SPED School Age**	**SPED 3125**	Homestead	Prop Tax Credit 3131	hal 3135	Pro rate 3180
$1,000.00						
					$7,942.00	$2,467.00
$165.00	$119,975.00					
	$119,976.00					$2,512.00

	$118,287.00			$149,448.00		
$16,957.00	$119,601.00		$33,821.00			
	$118,677.00		$33,821.00			$11,355.00
	$240,253.00	($119,601.00)	$33,821.00	$149,448.00		
$5,503.00	$128,812.00		$33,821.00			
($18,121.00)			$33,821.00			$5,245.00
			$33,821.00			
$5,504.00	$965,581.00	($119,601.00)	$202,926.00	$298,896.00	$7,942.00	$21,579.00
$10,000.00	$785,000.00	$0.00	$0.00	$0.00	$9,000.00	$20,000.00
-$4,496	$180,581	-$119,601	$202,926	$298,896	-$1,058	$1,579

ESU 2210	**SPED School Age**	**SPED 3125**	Homestead	Prop Tax Credit 3131	hal 3135	Pro rate 3180
$1,000.00						
					$7,942.00	$2,467.00
$165.00	$119,975.00					
	$119,976.00					$2,512.00
	$118,287.00			$149,448.00		
$16,957.00	$119,601.00		$33,821.00			
	$118,677.00		$33,821.00			$11,355.00
	$240,253.00	($119,601.00)	$33,821.00	$149,448.00		
$5,503.00	$128,812.00		$33,821.00			
($18,121.00)			$33,821.00			$5,245.00
			$33,821.00			
$5,504.00	$965,581.00	($119,601.00)	$202,926.00	$298,896.00	$7,942.00	$21,579.00
$10,000.00	$785,000.00	$0.00	$0.00	$0.00	$9,000.00	$20,000.00
-$4,496	$180,581	-$119,601	$202,926	$298,896	-$1,058	$1,579

ESU 2210	**SPED School Age**	**SPED 3125**	Homestead	Prop Tax Credit 3131	hal 3135	Pro rate 3180
$1,000.00						
					$7,942.00	$2,467.00
$165.00	$119,975.00					
	$119,976.00					$2,512.00
	$118,287.00			$149,448.00		
$16,957.00	$119,601.00		$33,821.00			
	$118,677.00		$33,821.00			$11,355.00
	$240,253.00	($119,601.00)	$33,821.00	$149,448.00		
$5,503.00	$128,812.00		$33,821.00			
($18,121.00)			$33,821.00			$5,245.00
			$33,821.00			
$5,504.00	$965,581.00	($119,601.00)	$202,926.00	$298,896.00	$7,942.00	$21,579.00
$10,000.00	$785,000.00	$0.00	$0.00	$0.00	$9,000.00	$20,000.00
-$4,496	$180,581	-$119,601	$202,926	$298,896	-$1,058	$1,579

ESU 2210	**SPED School Age**	**SPED 3125**	Homestead	Prop Tax Credit 3131	hal 3135	Pro rate 3180
$1,000.00						
					$7,942.00	$2,467.00
$165.00	$119,975.00					
	$119,976.00					$2,512.00
	$118,287.00			$149,448.00		
$16,957.00	$119,601.00		$33,821.00			
	$118,677.00		$33,821.00			$11,355.00
	$240,253.00	($119,601.00)	$33,821.00	$149,448.00		
$5,503.00	$128,812.00		$33,821.00			
($18,121.00)			$33,821.00			$5,245.00
			$33,821.00			
$5,504.00	$965,581.00	($119,601.00)	$202,926.00	$298,896.00	$7,942.00	$21,579.00
$10,000.00	$785,000.00	$0.00	$0.00	$0.00	$9,000.00	$20,000.00
-$4,496	$180,581	-$119,601	$202,926	$298,896	-$1,058	$1,579

ESU 2210	**SPED School Age**	**SPED 3125**	Homestead	Prop Tax Credit 3131	hal 3135	Pro rate 3180
$1,000.00						
					$7,942.00	$2,467.00
$165.00	$119,975.00					
	$119,976.00					$2,512.00
	$118,287.00			$149,448.00		
$16,957.00	$119,601.00		$33,821.00			
	$118,677.00		$33,821.00			$11,355.00
	$240,253.00	($119,601.00)	$33,821.00	$149,448.00		
$5,503.00	$128,812.00		$33,821.00			
($18,121.00)			$33,821.00			$5,245.00
			$33,821.00			
$5,504.00	$965,581.00	($119,601.00)	$202,926.00	$298,896.00	$7,942.00	$21,579.00

$10,000.00	$785,000.00	$0.00	$0.00	$0.00	$9,000.00	$20,000.00
-$4,496	$180,581	-$119,601	$202,926	$298,896	-$1,058	$1,579

ESU 2210	**SPED School Age**	**SPED 3125**	Homestead	Prop Tax Credit 3131	hal 3135	Pro rate 3180
$1,000.00						
					$7,942.00	$2,467.00
$165.00	$119,975.00					

	$119,976.00					$2,512.00
	$118,287.00			$149,448.00		
$16,957.00	$119,601.00		$33,821.00			
	$118,677.00		$33,821.00			$11,355.00
	$240,253.00	($119,601.00)	$33,821.00	$149,448.00		
$5,503.00	$128,812.00		$33,821.00			
($18,121.00)			$33,821.00			$5,245.00
			$33,821.00			
$5,504.00	$965,581.00	($119,601.00)	$202,926.00	$298,896.00	$7,942.00	$21,579.00
$10,000.00	$785,000.00	$0.00	$0.00	$0.00	$9,000.00	$20,000.00
-$4,496	$180,581	-$119,601	$202,926	$298,896	-$1,058	$1,579

ESU 2210	**SPED School Age**	**SPED 3125**	Homestead	Prop Tax Credit 3131	hal 3135	Pro rate 3180
$1,000.00						
					$7,942.00	$2,467.00
$165.00	$119,975.00					
	$119,976.00					$2,512.00
	$118,287.00			$149,448.00		
$16,957.00	$119,601.00		$33,821.00			
	$118,677.00		$33,821.00			$11,355.00
	$240,253.00	($119,601.00)	$33,821.00	$149,448.00		
$5,503.00	$128,812.00		$33,821.00			
($18,121.00)			$33,821.00			$5,245.00
			$33,821.00			
$5,504.00	$965,581.00	($119,601.00)	$202,926.00	$298,896.00	$7,942.00	$21,579.00
$10,000.00	$785,000.00	$0.00	$0.00	$0.00	$9,000.00	$20,000.00
-$4,496	$180,581	-$119,601	$202,926	$298,896	-$1,058	$1,579

Apportion 3200	**In Lieu 3300**	St. Cat. 3500	Distance Ed. 3511	Early	Other State3990	**Title I 4200**
$0.00	$0.00	$0.00	$0.00		$0.00	$0.00
$140,000.00	$5,000.00	$2,000.00	$0.00		$0.00	$125,000.00
-$140,000	-$5,000	-$2,000	$0			-$125,000

Apportion 3200	**In Lieu 3300**	St. Cat. 3500	Distance Ed. 3511	Early	Other State3990	**Title I 4200**
			$1,000.00			$22,314.00
		$7,525.00				
$135,165.00						
	$2,919.00					$89,677.00
	$173,856.00					
$135,165.00	$176,775.00	$7,525.00	$1,000.00		$0.00	$111,991.00
$140,000.00	$5,000.00	$2,000.00	$0.00		$0.00	$125,000.00
-$4,835	$171,775	$5,525	$1,000			-$13,009

Apportion 3200	**In Lieu 3300**	St. Cat. 3500	Distance Ed. 3511	Early	Other State3990	**Title I 4200**
			$1,000.00			$22,314.00
		$7,525.00				
$135,165.00						
	$2,919.00					$89,677.00
	$173,856.00					
$135,165.00	$176,775.00	$7,525.00	$1,000.00		$0.00	$111,991.00
$140,000.00	$5,000.00	$2,000.00	$0.00		$0.00	$125,000.00

-$4,835	$171,775	$5,525	$1,000			-$13,009

Apportion 3200	**In Lieu 3300**	St. Cat. 3500	Distance Ed. 3511	Early	Other State3990	**Title I 4200**
			$1,000.00			$22,314.00
		$7,525.00				

$135,165.00						
	$2,919.00					$89,677.00
	$173,856.00					
$135,165.00	$176,775.00	$7,525.00	$1,000.00		$0.00	$111,991.00
$140,000.00	$5,000.00	$2,000.00	$0.00		$0.00	$125,000.00
-$4,835	$171,775	$5,525	$1,000			-$13,009

Apportion 3200	**In Lieu 3300**	St. Cat. 3500	Distance Ed. 3511	Early	Other State3990	**Title I 4200**
			$1,000.00			$22,314.00
		$7,525.00				
$135,165.00						
	$2,919.00					$89,677.00
	$173,856.00					
$135,165.00	$176,775.00	$7,525.00	$1,000.00		$0.00	$111,991.00
$140,000.00	$5,000.00	$2,000.00	$0.00		$0.00	$125,000.00
-$4,835	$171,775	$5,525	$1,000			-$13,009

Apportion 3200	**In Lieu 3300**	St. Cat. 3500	Distance Ed. 3511	Early	Other State3990	**Title I 4200**
			$1,000.00			$22,314.00
		$7,525.00				
$135,165.00						
	$2,919.00					$89,677.00
	$173,856.00					
$135,165.00	$176,775.00	$7,525.00	$1,000.00		$0.00	$111,991.00
$140,000.00	$5,000.00	$2,000.00	$0.00		$0.00	$125,000.00
-$4,835	$171,775	$5,525	$1,000			-$13,009

Apportion 3200	**In Lieu 3300**	St. Cat. 3500	Distance Ed. 3511	Early	Other State3990	**Title I 4200**
			$1,000.00			$22,314.00
		$7,525.00				
$135,165.00						
	$2,919.00					$89,677.00
	$173,856.00					
$135,165.00	$176,775.00	$7,525.00	$1,000.00		$0.00	$111,991.00
$140,000.00	$5,000.00	$2,000.00	$0.00		$0.00	$125,000.00
-$4,835	$171,775	$5,525	$1,000			-$13,009

Apportion 3200	**In Lieu 3300**	St. Cat. 3500	Distance Ed. 3511	Early	Other State3990	**Title I 4200**
			$1,000.00			$22,314.00
		$7,525.00				
$135,165.00						
	$2,919.00					$89,677.00
	$173,856.00					
$135,165.00	$176,775.00	$7,525.00	$1,000.00		$0.00	$111,991.00

$140,000.00	$5,000.00	$2,000.00	$0.00		$0.00	$125,000.00
-$4,835	$171,775	$5,525	$1,000			-$13,009

Apportion 3200	**In Lieu 3300**	St. Cat. 3500	Distance Ed. 3511	Early	Other State3990	**Title I 4200**
			$1,000.00			$22,314.00

		$7,525.00				
$135,165.00						
	$2,919.00					$89,677.00
	$173,856.00					
$135,165.00	$176,775.00	$7,525.00	$1,000.00		$0.00	$111,991.00
$140,000.00	$5,000.00	$2,000.00	$0.00		$0.00	$125,000.00
-$4,835	$171,775	$5,525	$1,000			-$13,009

Apportion 3200	**In Lieu 3300**	St. Cat. 3500	Distance Ed. 3511	Early	Other State3990	**Title I 4200**
			$1,000.00			$22,314.00
		$7,525.00				
$135,165.00						
	$2,919.00					$89,677.00
	$173,856.00					
$135,165.00	$176,775.00	$7,525.00	$1,000.00		$0.00	$111,991.00
$140,000.00	$5,000.00	$2,000.00	$0.00		$0.00	$125,000.00
-$4,835	$171,775	$5,525	$1,000			-$13,009

Title I Acct. 4210	TITLE II A 4310	TITLE V 4320	IDEA Base 4404-4406	IDEA 4410	4411	4415
$0.00	$0.00	$0.00	$0.00	$0.00	$0.00	
$0.00	$100,000.00		$200,000.00	$0.00	$0.00	
$0	-$100,000	$0	-$200,000	$0	$0	

Title I Acct. 4210	TITLE II A 4310	TITLE V 4320	IDEA Base 4404-4406	IDEA 4410	4411	4415
	$3,139.00			$12,917.00		
	$2,609.00					
	$22,182.00					
			$76,685.00	$116,041.00		
			$28,965.00		$8,723.00	
			$906.00			
$0.00	$27,930.00	$0.00	$106,556.00	$128,958.00	$8,723.00	
$0.00	$100,000.00		$200,000.00	$0.00	$0.00	
$0	-$72,070	$0	-$93,444	$128,958	$8,723	

Title I Acct. 4210	TITLE II A 4310	TITLE V 4320	IDEA Base 4404-4406	IDEA 4410	4411	4415
	$3,139.00			$12,917.00		
	$2,609.00					
	$22,182.00					
			$76,685.00	$116,041.00		
			$28,965.00		$8,723.00	
			$906.00			
$0.00	$27,930.00	$0.00	$106,556.00	$128,958.00	$8,723.00	
$0.00	$100,000.00		$200,000.00	$0.00	$0.00	

$0	-$72,070	$0	-$93,444	$128,958	$8,723	

Title I Acct. 4210	TITLE II A 4310	TITLE V 4320	IDEA Base 4404-4406	IDEA 4410	4411	4415
	$3,139.00			$12,917.00		
	$2,609.00					

	$22,182.00					
			$76,685.00	$116,041.00		
			$28,965.00		$8,723.00	
			$906.00			
$0.00	$27,930.00	$0.00	$106,556.00	$128,958.00	$8,723.00	
$0.00	$100,000.00		$200,000.00	$0.00	$0.00	
$0	-$72,070	$0	-$93,444	$128,958	$8,723	

Title I Acct. 4210	TITLE II A 4310	TITLE V 4320	IDEA Base 4404-4406	IDEA 4410	4411	4415
	$3,139.00			$12,917.00		
	$2,609.00					
	$22,182.00					
			$76,685.00	$116,041.00		
			$28,965.00		$8,723.00	
			$906.00			
$0.00	$27,930.00	$0.00	$106,556.00	$128,958.00	$8,723.00	
$0.00	$100,000.00		$200,000.00	$0.00	$0.00	
$0	-$72,070	$0	-$93,444	$128,958	$8,723	

Title I Acct. 4210	TITLE II A 4310	TITLE V 4320	IDEA Base 4404-4406	IDEA 4410	4411	4415
	$3,139.00			$12,917.00		
	$2,609.00					
	$22,182.00					
			$76,685.00	$116,041.00		
			$28,965.00		$8,723.00	
			$906.00			
$0.00	$27,930.00	$0.00	$106,556.00	$128,958.00	$8,723.00	
$0.00	$100,000.00		$200,000.00	$0.00	$0.00	
$0	-$72,070	$0	-$93,444	$128,958	$8,723	

Title I Acct. 4210	TITLE II A 4310	TITLE V 4320	IDEA Base 4404-4406	IDEA 4410	4411	4415
	$3,139.00			$12,917.00		
	$2,609.00					
	$22,182.00					
			$76,685.00	$116,041.00		
			$28,965.00		$8,723.00	
			$906.00			
$0.00	$27,930.00	$0.00	$106,556.00	$128,958.00	$8,723.00	
$0.00	$100,000.00		$200,000.00	$0.00	$0.00	
$0	-$72,070	$0	-$93,444	$128,958	$8,723	

Title I Acct. 4210	TITLE II A 4310	TITLE V 4320	IDEA Base 4404-4406	IDEA 4410	4411	4415
	$3,139.00			$12,917.00		
	$2,609.00					
	$22,182.00					
			$76,685.00	$116,041.00		
			$28,965.00		$8,723.00	
			$906.00			
$0.00	$27,930.00	$0.00	$106,556.00	$128,958.00	$8,723.00	

$0.00	$100,000.00		$200,000.00	$0.00	$0.00	
$0	-$72,070	$0	-$93,444	$128,958	$8,723	

Title I Acct. 4210	TITLE II A 4310	TITLE V 4320	IDEA Base 4404-4406	IDEA 4410	4411	4415
	$3,139.00			$12,917.00		
	$2,609.00					

	$22,182.00					
			$76,685.00	$116,041.00		
			$28,965.00		$8,723.00	
			$906.00			
$0.00	$27,930.00	$0.00	$106,556.00	$128,958.00	$8,723.00	
$0.00	$100,000.00		$200,000.00	$0.00	$0.00	
$0	-$72,070	$0	-$93,444	$128,958	$8,723	

Title I Acct. 4210	TITLE II A 4310	TITLE V 4320	IDEA Base 4404-4406	IDEA 4410	4411	4415
	$3,139.00			$12,917.00		
	$2,609.00					
	$22,182.00					
			$76,685.00	$116,041.00		
			$28,965.00		$8,723.00	
			$906.00			
$0.00	$27,930.00	$0.00	$106,556.00	$128,958.00	$8,723.00	
$0.00	$100,000.00		$200,000.00	$0.00	$0.00	
$0	-$72,070	$0	-$93,444	$128,958	$8,723	

Medicaid 4450	Mecca 4455	Fed Stab 4599/4580	ARRA 4610	ARRA 4611	Perkins 4700	ARRA Title 4810
$0.00	$0.00	$0.00	$0.00	$0.00	$0.00	$0.00
$1,000.00	$50,000.00	$0.00	$0.00	$0.00	$5,000.00	$0.00
-$1,000	-$50,000	$0	$0	$0	-$5,000	$0

Medicaid 4450	Mecca 4455	Fed Stab 4599/4580	ARRA 4610	ARRA 4611	Perkins 4700	ARRA Title 4810
$56.00		$500.00				
$18.00						
$869.00						
		$12,261.00				
$156.00	$8,636.00					
$1,315.00						
$1,784.00	$7,677.00					
$427.00						
$1,764.00						
	$6,629.00					
$577.00	$6,584.00					
$6,966.00	$29,526.00	$12,761.00	$0.00	$0.00	$0.00	$0.00
$1,000.00	$50,000.00	$0.00	$0.00	$0.00	$5,000.00	$0.00
$5,966	-$20,474	$12,761	$0	$0	-$5,000	$0

Medicaid 4450	Mecca 4455	Fed Stab 4599/4580	ARRA 4610	ARRA 4611	Perkins 4700	ARRA Title 4810
$56.00		$500.00				
$18.00						
$869.00						
		$12,261.00				
$156.00	$8,636.00					
$1,315.00						
$1,784.00	$7,677.00					
$427.00						
$1,764.00						
	$6,629.00					
$577.00	$6,584.00					
$6,966.00	$29,526.00	$12,761.00	$0.00	$0.00	$0.00	$0.00
$1,000.00	$50,000.00	$0.00	$0.00	$0.00	$5,000.00	$0.00

$5,966	-$20,474	$12,761	$0	$0	-$5,000	$0

Medicaid 4450	Mecca 4455	Fed Stab 4599/4580	ARRA 4610	ARRA 4611	Perkins 4700	ARRA Title 4810
$56.00		$500.00				
$18.00						
$869.00						
		$12,261.00				
$156.00	$8,636.00					

$1,315.00						
$1,784.00	$7,677.00					
$427.00						
$1,764.00						
	$6,629.00					
$577.00	$6,584.00					
$6,966.00	$29,526.00	$12,761.00	$0.00	$0.00	$0.00	$0.00
$1,000.00	$50,000.00	$0.00	$0.00	$0.00	$5,000.00	$0.00
$5,966	-$20,474	$12,761	$0	$0	-$5,000	$0

Medicaid 4450	Mecca 4455	Fed Stab 4599/4580	ARRA 4610	ARRA 4611	Perkins 4700	ARRA Title 4810
$56.00		$500.00				
$18.00						
$869.00						
		$12,261.00				
$156.00	$8,636.00					
$1,315.00						
$1,784.00	$7,677.00					
$427.00						
$1,764.00						
	$6,629.00					
$577.00	$6,584.00					
$6,966.00	$29,526.00	$12,761.00	$0.00	$0.00	$0.00	$0.00
$1,000.00	$50,000.00	$0.00	$0.00	$0.00	$5,000.00	$0.00
$5,966	-$20,474	$12,761	$0	$0	-$5,000	$0

Medicaid 4450	Mecca 4455	Fed Stab 4599/4580	ARRA 4610	ARRA 4611	Perkins 4700	ARRA Title 4810
$56.00		$500.00				
$18.00						
$869.00						
		$12,261.00				
$156.00	$8,636.00					
$1,315.00						
$1,784.00	$7,677.00					
$427.00						
$1,764.00						
	$6,629.00					
$577.00	$6,584.00					
$6,966.00	$29,526.00	$12,761.00	$0.00	$0.00	$0.00	$0.00
$1,000.00	$50,000.00	$0.00	$0.00	$0.00	$5,000.00	$0.00
$5,966	-$20,474	$12,761	$0	$0	-$5,000	$0

Medicaid 4450	Mecca 4455	Fed Stab 4599/4580	ARRA 4610	ARRA 4611	Perkins 4700	ARRA Title 4810
$56.00		$500.00				
$18.00						
$869.00						
		$12,261.00				
$156.00	$8,636.00					
$1,315.00						
$1,784.00	$7,677.00					
$427.00						
$1,764.00						
	$6,629.00					
$577.00	$6,584.00					
$6,966.00	$29,526.00	$12,761.00	$0.00	$0.00	$0.00	$0.00
$1,000.00	$50,000.00	$0.00	$0.00	$0.00	$5,000.00	$0.00
$5,966	-$20,474	$12,761	$0	$0	-$5,000	$0

Medicaid 4450	Mecca 4455	Fed Stab 4599/4580	ARRA 4610	ARRA 4611	Perkins 4700	ARRA Title 4810
$56.00		$500.00				
$18.00						
$869.00						
		$12,261.00				
$156.00	$8,636.00					
$1,315.00						
$1,784.00	$7,677.00					
$427.00						
$1,764.00						
	$6,629.00					
$577.00	$6,584.00					
$6,966.00	$29,526.00	$12,761.00	$0.00	$0.00	$0.00	$0.00

$1,000.00	$50,000.00	$0.00	$0.00	$0.00	$5,000.00	$0.00
$5,966	-$20,474	$12,761	$0	$0	-$5,000	$0

Medicaid 4450	Mecca 4455	Fed Stab 4599/4580	ARRA 4610	ARRA 4611	Perkins 4700	ARRA Title 4810
$56.00		$500.00				
$18.00						
$869.00						
		$12,261.00				

$156.00	$8,636.00					
$1,315.00						
$1,784.00	$7,677.00					
$427.00						
$1,764.00						
	$6,629.00					
$577.00	$6,584.00					
$6,966.00	$29,526.00	$12,761.00	$0.00	$0.00	$0.00	$0.00
$1,000.00	$50,000.00	$0.00	$0.00	$0.00	$5,000.00	$0.00
$5,966	-$20,474	$12,761	$0	$0	-$5,000	$0

Medicaid 4450	Mecca 4455	Fed Stab 4599/4580	ARRA 4610	ARRA 4611	Perkins 4700	ARRA Title 4810
$56.00		$500.00				
$18.00						
$869.00						
		$12,261.00				
$156.00	$8,636.00					
$1,315.00						
$1,784.00	$7,677.00					
$427.00						
$1,764.00						
	$6,629.00					
$577.00	$6,584.00					
$6,966.00	$29,526.00	$12,761.00	$0.00	$0.00	$0.00	$0.00
$1,000.00	$50,000.00	$0.00	$0.00	$0.00	$5,000.00	$0.00
$5,966	-$20,474	$12,761	$0	$0	-$5,000	$0

Erate 4850	4,910	4,968	ESU 4990	4991	Categorical 4995	Insurance 5300
$0.00			$0.00	$0.00	$0.00	$0.00
$0.00	$45,000.00		$35,000.00			$1,000.00
$0			-$35,000			-$1,000

Erate 4850	4,910	4,968	ESU 4990	4991	Categorical 4995	Insurance 5300
			$560.00			
	$4,129.00	$26,006.00		$21,116.00	$3,422.00	
$3,091.00		$13,832.00			$1,983.00	
			$6,360.00			
			$250.00			
$3,091.00			$7,170.00	$21,116.00	$5,405.00	$0.00
$0.00	$45,000.00		$35,000.00			$1,000.00
$3,091			-$27,830			-$1,000

Erate 4850	4,910	4,968	ESU 4990	4991	Categorical 4995	Insurance 5300
			$560.00			
	$4,129.00	$26,006.00		$21,116.00	$3,422.00	
$3,091.00		$13,832.00			$1,983.00	
			$6,360.00			
			$250.00			
$3,091.00			$7,170.00	$21,116.00	$5,405.00	$0.00
$0.00	$45,000.00		$35,000.00			$1,000.00

$3,091			-$27,830			-$1,000

Erate 4850	4,910	4,968	ESU 4990	4991	Categorical 4995	Insurance 5300
			$560.00			

	$4,129.00	$26,006.00		$21,116.00	$3,422.00	
$3,091.00		$13,832.00			$1,983.00	
			$6,360.00			
			$250.00			
$3,091.00			$7,170.00	$21,116.00	$5,405.00	$0.00
$0.00	$45,000.00		$35,000.00			$1,000.00
$3,091			-$27,830			-$1,000

Erate 4850	4,910	4,968	ESU 4990	4991	Categorical 4995	Insurance 5300
			$560.00			
	$4,129.00	$26,006.00		$21,116.00	$3,422.00	
$3,091.00		$13,832.00			$1,983.00	
			$6,360.00			
			$250.00			
$3,091.00			$7,170.00	$21,116.00	$5,405.00	$0.00
$0.00	$45,000.00		$35,000.00			$1,000.00
$3,091			-$27,830			-$1,000

Erate 4850	4,910	4,968	ESU 4990	4991	Categorical 4995	Insurance 5300
			$560.00			
	$4,129.00	$26,006.00		$21,116.00	$3,422.00	
$3,091.00		$13,832.00			$1,983.00	
			$6,360.00			
			$250.00			
$3,091.00			$7,170.00	$21,116.00	$5,405.00	$0.00
$0.00	$45,000.00		$35,000.00			$1,000.00
$3,091			-$27,830			-$1,000

Erate 4850	4,910	4,968	ESU 4990	4991	Categorical 4995	Insurance 5300
			$560.00			
	$4,129.00	$26,006.00		$21,116.00	$3,422.00	
$3,091.00		$13,832.00			$1,983.00	
			$6,360.00			
			$250.00			
$3,091.00			$7,170.00	$21,116.00	$5,405.00	$0.00
$0.00	$45,000.00		$35,000.00			$1,000.00
$3,091			-$27,830			-$1,000

Erate 4850	4,910	4,968	ESU 4990	4991	Categorical 4995	Insurance 5300
			$560.00			
	$4,129.00	$26,006.00		$21,116.00	$3,422.00	
$3,091.00		$13,832.00			$1,983.00	
			$6,360.00			
			$250.00			
$3,091.00			$7,170.00	$21,116.00	$5,405.00	$0.00

$0.00	$45,000.00		$35,000.00			$1,000.00
$3,091			-$27,830			-$1,000

Erate 4850			ESU 4990	4991	Categorical 4995	Insurance 5300
	4,910	**4,968**				

			$560.00			
	$4,129.00	$26,006.00		$21,116.00	$3,422.00	
$3,091.00		$13,832.00			$1,983.00	
			$6,360.00			
			$250.00			
$3,091.00			$7,170.00	$21,116.00	$5,405.00	$0.00
$0.00	$45,000.00		$35,000.00			$1,000.00
$3,091			-$27,830			-$1,000

Erate 4850	4,910	4,968	ESU 4990	4991	Categorical 4995	Insurance 5300
			$560.00			
	$4,129.00	$26,006.00		$21,116.00	$3,422.00	
$3,091.00		$13,832.00			$1,983.00	
			$6,360.00			
			$250.00			
$3,091.00			$7,170.00	$21,116.00	$5,405.00	$0.00
$0.00	$45,000.00		$35,000.00			$1,000.00
$3,091			-$27,830			-$1,000

Sale of prop 5400	**5500**	**Miscell.**	non rev 5690	lit lrnr	transfer in	GED
$0.00	$0.00	$0.00	$0.00	$0.00	$0.00	$0.00
$1,000.00			$20,000.00			
-$1,000	$0	$0	-$20,000	$0	$0	$0

Sale of prop 5400	**5500**	**Miscell.**	non rev 5690	lit lrnr	transfer in	GED
			$534.00			
			$75.00			
			$10,695.00			
			$1,567.00			
			$8,692.00			
			$415.00			
			$50.00			
			$4,720.00			
$5,360.00			$214.00			
$32,693.00			$4,033.00			
$38,053.00	$0.00	$0.00	$30,995.00	$0.00	$0.00	$0.00
$1,000.00			$20,000.00			
$37,053	$0	$0	$10,995	$0	$0	$0

Sale of prop 5400	**5500**	**Miscell.**	non rev 5690	lit lrnr	transfer in	GED
			$534.00			
			$75.00			
			$10,695.00			
			$1,567.00			
			$8,692.00			
			$415.00			
			$50.00			
			$4,720.00			
$5,360.00			$214.00			
$32,693.00			$4,033.00			
$38,053.00	$0.00	$0.00	$30,995.00	$0.00	$0.00	$0.00
$1,000.00			$20,000.00			

$37,053	$0	$0	$10,995	$0	$0	$0

Sale of prop 5400	**5500**	**Miscell.**	non rev 5690	lit lrnr	transfer in	GED
			$534.00			
			$75.00			
			$10,695.00			
			$1,567.00			
			$8,692.00			

			$415.00			
			$50.00			
			$4,720.00			
$5,360.00			$214.00			
$32,693.00			$4,033.00			
$38,053.00	$0.00	$0.00	$30,995.00	$0.00	$0.00	$0.00
$1,000.00			$20,000.00			
$37,053	$0	$0	$10,995	$0	$0	$0

Sale of prop 5400	**5500**	**Miscell.**	non rev 5690	lit lrnr	transfer in	GED
			$534.00			
			$75.00			
			$10,695.00			
			$1,567.00			
			$8,692.00			
			$415.00			
			$50.00			
			$4,720.00			
$5,360.00			$214.00			
$32,693.00			$4,033.00			
$38,053.00	$0.00	$0.00	$30,995.00	$0.00	$0.00	$0.00
$1,000.00			$20,000.00			
$37,053	$0	$0	$10,995	$0	$0	$0

Sale of prop 5400	**5500**	**Miscell.**	non rev 5690	lit lrnr	transfer in	GED
			$534.00			
			$75.00			
			$10,695.00			
			$1,567.00			
			$8,692.00			
			$415.00			
			$50.00			
			$4,720.00			
$5,360.00			$214.00			
$32,693.00			$4,033.00			
$38,053.00	$0.00	$0.00	$30,995.00	$0.00	$0.00	$0.00
$1,000.00			$20,000.00			
$37,053	$0	$0	$10,995	$0	$0	$0

Sale of prop 5400	**5500**	**Miscell.**	non rev 5690	lit lrnr	transfer in	GED
			$534.00			
			$75.00			
			$10,695.00			
			$1,567.00			
			$8,692.00			
			$415.00			
			$50.00			
			$4,720.00			
$5,360.00			$214.00			
$32,693.00			$4,033.00			
$38,053.00	$0.00	$0.00	$30,995.00	$0.00	$0.00	$0.00
$1,000.00			$20,000.00			
$37,053	$0	$0	$10,995	$0	$0	$0

Sale of prop 5400	**5500**	**Miscell.**	non rev 5690	lit lrnr	transfer in	GED
			$534.00			
			$75.00			
			$10,695.00			
			$1,567.00			
			$8,692.00			
			$415.00			
			$50.00			
			$4,720.00			
$5,360.00			$214.00			
$32,693.00			$4,033.00			
$38,053.00	$0.00	$0.00	$30,995.00	$0.00	$0.00	$0.00

$1,000.00			$20,000.00			
$37,053	$0	$0	$10,995	$0	$0	$0

Sale of prop 5400	**5500**	**Miscell.**	non rev 5690	lit lrnr	transfer in	GED
			$534.00			
			$75.00			
			$10,695.00			
			$1,567.00			

			$8,692.00			
			$415.00			
			$50.00			
			$4,720.00			
$5,360.00			$214.00			
$32,693.00			$4,033.00			
$38,053.00	$0.00	$0.00	$30,995.00	$0.00	$0.00	$0.00
$1,000.00			$20,000.00			
$37,053	$0	$0	$10,995	$0	$0	$0

Sale of prop 5400	**5500**	**Miscell.**	non rev 5690	lit lrnr	transfer in	GED
			$534.00			
			$75.00			
			$10,695.00			
			$1,567.00			
			$8,692.00			
			$415.00			
			$50.00			
			$4,720.00			
$5,360.00			$214.00			
$32,693.00			$4,033.00			
$38,053.00	$0.00	$0.00	$30,995.00	$0.00	$0.00	$0.00
$1,000.00			$20,000.00			
$37,053	$0	$0	$10,995	$0	$0	$0

grant 9000
$0.00
$0

grant 9000
$327.00
$563.00
$9,955.00
$250.00
$31.00
$760.00
$11,886.00
$11,886

grant 9000
$327.00
$563.00
$9,955.00
$250.00
$31.00
$760.00
$11,886.00

$11,886

grant 9000
$327.00
$563.00
$9,955.00

$250.00
$31.00
$760.00
$11,886.00
$11,886

grant 9000
$327.00
$563.00
$9,955.00
$250.00
$31.00
$760.00
$11,886.00
$11,886

grant 9000
$327.00
$563.00
$9,955.00
$250.00
$31.00
$760.00
$11,886.00
$11,886

grant 9000
$327.00
$563.00
$9,955.00
$250.00
$31.00
$760.00
$11,886.00
$11,886

grant 9000
$327.00
$563.00
$9,955.00
$250.00
$31.00
$760.00
$11,886.00

$11,886

grant 9000
$327.00
$563.00
$9,955.00

$250.00
$31.00
$760.00
$11,886.00
$11,886

grant 9000
$327.00
$563.00
$9,955.00
$250.00
$31.00
$760.00
$11,886.00
$11,886

Disbursements

Budget

	September	October	November	December	January	February
Projected Exp	$0	$0	$0	$0	$0	$0
Actual Exp	$0	$0	$0	$0	$0	$0
Difference	$0	$0	$0	$0	$0	$0
Cumulative	$0	$0	$0	$0	$0	$0
% Spent	#DIV/0!	#DIV/0!	#DIV/0!	#DIV/0!	#DIV/0!	#DIV/0!

	March	April	May	June	July	August
Projected Exp	$0	$0	$0	$0	$0	$0
Actual Exp	$0	$0	$0	$0	$0	$0
Difference	$0	$0	$0	$0	$0	$0
Cumulative	$0	$0	$0	$0	$0	$0
% Spent	#DIV/0!	#DIV/0!	#DIV/0!	#DIV/0!	#DIV/0!	#DIV/0!

Month	Expenditures	Spent	of Budget	Budget Spent	Notes
September		$0	#DIV/0!	8.33%	
October		$0	#DIV/0!	16.67%	
November		$0	#DIV/0!	25.00%	
December		$0	#DIV/0!	33.33%	
January		$0	#DIV/0!	41.67%	
February		$0	#DIV/0!	50.00%	
March		$0	#DIV/0!	58.33%	
April		$0	#DIV/0!	66.67%	
May		$0	#DIV/0!	75.00%	
June		$0	#DIV/0!	83.33%	
July		$0	#DIV/0!	91.67%	
August		$0	#DIV/0!	100.00%	
Total					

Budgeted

month

Sample only=

	General Fund			Special Building		
	Local Taxes	Other Taxes	Total Taxes	Local Taxes	Other Taxes	Total Taxes
09/20	2,098,625.85	152,090.34	2,250,716.19	130,468.71	82.79	130,551.50
10/20	299,421.95	125,304.15	424,726.10	18,656.35	321.48	18,977.83
11/20	129,618.46	149,153.09	278,771.55	8,118.46	14.18	8,132.64
12/20	50,773.73	115,909.73	166,683.46	3,140.41	0.00	3,140.41
1/21	1,340,991.65	168,360.42	1,509,352.07	53,996.92	577.56	54,574.48
2/21	1,709,134.45	124,514.45	1,833,648.90	67,510.37	26.12	67,536.49
3/21	438,977.39	125,966.19	564,943.58	16,655.98	1,645.46	18,301.44
4/21	5,538,115.08	182,945.58	5,721,060.66	215,306.70	2,362.47	217,669.17
5/21	2,354,554.69	150,209.29	2,504,763.98	90,102.46	3,757.15	93,859.61
6/21	829,280.57	166,135.52	995,416.09	31,708.98	2,197.48	33,906.46
7/21	274,401.20	167,876.91	442,278.11	9,585.39	2,047.20	11,632.59
8/21	3,924,688.56	185,140.02	4,109,828.58	151,857.06	1,718.61	153,575.67
20-21	**18,988,583.58**	**1,813,605.69**	**20,802,189.27**	**797,107.79**	**14,750.50**	**811,858.29**
Budgeted	$18,925,994.00			$732,323.00		
Diff	$62,589.58			$64,784.79		

	Local Taxes	Other Taxes	Total Taxes	Local Taxes	Other Taxes	Total Taxes
9/21	1,855,070.28	138,580.96	1,993,651.24	71,771.11	66.67	71,837.78
10/21	253,947.00	130,810.93	384,757.93	9,822.16	266.51	10,088.67
11/21	113,394.09	125,946.83	239,340.92	4,397.33	0.00	4,397.33
12/21	81,230.47	137,202.60	218,433.07	2,933.39	0.00	2,933.39
1/22	2,175,778.26	152,579.73	2,328,357.99	76,027.25	423.55	76,450.80
2/22	1,635,871.26	120,234.14	1,756,105.40	57,049.05	0.00	57,049.05
3/22	505,206.72	155,556.84	660,763.56	17,533.97	1,813.92	19,347.89
4/22	6,361,715.25	208,061.97	6,569,777.22	221,589.72	2,511.67	224,101.39
5/22	2,041,205.29	252,145.88	2,293,351.17	71,010.59	3,707.12	74,717.71
6/22	386,766.33	194,040.49	580,806.82	13,456.77	1,862.05	15,318.82
7/22	212,775.63	197,131.41	409,907.04	7,384.97	2,232.52	9,617.49
8/22	4,039,265.34	194,651.24	4,233,916.58	140,526.43	1,898.36	142,424.79
21-22	**19,662,225.92**	**2,006,943.02**	**21,669,168.94**	**693,502.74**	**14,782.37**	**708,285.11**
Budgeted	$20,322,098.00			$707,071.00		
Diff	-$659,872.08			-$13,568.26		

	Local Taxes	Other Taxes	Total Taxes	Local Taxes	Other Taxes	Total Taxes
9/22	1,856,847.46	130,502.88	1,987,350.34	64,595.83	26.66	64,622.49
10/22	557,435.63	121,198.67	678,634.30	18,573.65	216.19	18,789.84
11/22	110,477.11	144,180.60	254,657.71	3,853.58	0.00	3,853.58
12/22	30,615.25	138,250.78	168,866.03	1,064.23	0.00	1,064.23
1/23	1,948,505.26	147,865.38	2,096,370.64	45,949.68	188.94	46,138.62
2/23	1,986,673.81	127,045.45	2,113,719.26	46,820.89	8.65	46,829.54
3/23	623,794.40	163,616.20	787,410.60	14,677.79	1,461.61	16,139.40

4/23	6,728,136.04	238,834.37	6,966,970.41	157,549.87	2,011.03	159,560.90
5/23	2,137,961.97	255,594.78	2,393,556.75	49,855.77	2,745.77	52,601.54
6/23	486,253.26	199,801.07	686,054.33	11,354.35	1,409.67	12,764.02
7/23	229,055.41	187,833.83	416,889.24	4,762.26	1,727.05	6,489.31
8/23	4,349,196.67	208,475.47	4,557,672.14	101,356.81	1,699.32	103,056.13
22-23	**21,044,952.27**	**2,063,199.48**	**23,108,151.75**	**520,414.71**	**11,494.89**	**531,909.60**
Levied	$21,669,860.00			$505,051.00		
Diff	-$624,907.73			$15,363.71		

	Local Taxes	Other Taxes	Total Taxes	Local Taxes	Other Taxes	Total Taxes
9/23	2,217,156.59	149,173.67	2,366,330.26	51,678.00	21.98	51,699.98
10/23	263,284.51	133,986.80	397,271.31	6,136.02	34.13	6,170.15
11/23	83,470.78	18.94	83,489.72	1,179.55	3,029.91	4,209.46
12/23	58,828.81	136,710.96	195,539.77	1,370.89	12.73	1,383.62
1/24		0.00			0.00	
2/24		0.00			0.00	
3/24		0.00			0.00	
4/24		0.00			0.00	
5/24		0.00			0.00	
6/24		0.00			0.00	
7/24		0.00			0.00	
8/24		0.00			0.00	
22-23	**2,622,740.69**	**419,890.37**	**3,042,631.06**	**60,364.46**	**3,098.75**	**63,463.21**
Levied						
Diff	$2,622,740.69			$60,364.46		

Bond Fund			QCPUF			
Local Taxes	Other Taxes	Total Taxes	Local Taxes	Other Taxes	Total Taxes	Monthly Total
259,146.27	147.48	259,293.75	68,122.56	41.96	68,164.52	2,708,725.96
35,068.68	718.04	35,786.72	9,668.19	176.49	9,844.68	489,335.33
17,921.15	25.26	17,946.41	4,584.33	7.19	4,591.52	309,442.12
6,567.80	0.00	6,567.80	1,688.64	0.00	1,688.64	178,080.31
144,437.88	1,304.54	145,742.42	41,304.94	318.40	41,623.34	1,751,292.31
185,763.25	46.53	185,809.78	49,800.19	13.24	49,813.43	2,136,808.60
52,969.23	4,813.37	57,782.60	13,226.88	1,206.53	14,433.41	655,461.03
679,701.69	6,754.38	686,456.07	169,035.94	1,659.69	170,695.63	6,795,881.53
222,845.77	4,862.55	227,708.32	63,836.39	2,483.36	66,319.75	2,892,651.66
74,999.08	4,817.41	79,816.49	21,902.07	1,582.10	23,484.17	1,132,623.21
31,699.63	5,936.84	37,636.47	7,911.75	1,500.01	9,411.76	500,958.93
493,608.80	4,989.62	498,598.42	119,330.78	1,257.02	120,587.80	4,882,590.47
2,204,729.23	**34,416.02**	**2,239,145.25**	**570,412.66**	**10,245.99**	**580,658.65**	**24,433,851.46**
$2,129,556.00			$556,094.00			
$75,173.23			$14,318.66			

Local Taxes	Other Taxes	Total Taxes	Local Taxes	Other Taxes	Total Taxes	Monthly Total
174,332.79	151.45	174,484.24	50,032.99	45.35	50,078.34	2,290,051.60
23,891.09	725.56	24,616.65	6,880.50	202.74	7,083.24	426,546.49
10,975.16	0.00	10,975.16	3,103.74	0.00	3,103.74	257,817.15
7,455.13	0.00	7,455.13	2,167.42	0.00	2,167.42	230,989.01
204,092.30	1,234.70	205,327.00	58,773.33	322.43	59,095.76	2,669,231.55
167,772.02	0.00	167,772.02	44,658.82	0.00	44,658.82	2,025,585.29
57,176.20	5,041.44	62,217.64	15,364.39	1,360.84	16,725.23	759,054.32
716,617.81	8,237.94	724,855.75	180,368.78	1,824.08	182,192.86	7,700,927.22
175,314.94	9,815.83	185,130.77	50,118.62	2,640.90	52,759.52	2,605,959.17
34,676.45	5,652.69	40,329.14	9,970.35	1,394.19	11,364.54	647,819.32
21,520.49	6,812.79	28,333.28	5,562.40	1,692.52	7,254.92	455,112.73
489,218.50	5,765.97	494,984.47	116,656.93	1,115.35	117,772.28	4,989,098.12
2,083,042.88	**43,438.37**	**2,126,481.25**	**543,658.27**	**10,598.40**	**554,256.67**	**25,058,191.97**
$2,124,517.00			$555,710.00			
-$41,474.12			-$12,051.73			

Local Taxes	Other Taxes	Total Taxes	Local Taxes	Other Taxes	Total Taxes	Monthly Total
159,454.60	60.16	159,514.76	46,839.24	327.90	47,167.14	2,258,654.73
44,286.58	607.22	44,893.80	12,775.39	142.48	12,917.87	755,235.81
9,804.44	22.33	9,826.77	2,752.25	6.69	2,758.94	271,097.00
2,974.82	0.00	2,974.82	800.81	0.00	800.81	173,705.89
225,774.97	575.63	226,350.60	54,289.67	149.78	54,439.45	2,423,299.31
219,812.46	19.52	219,831.98	49,118.30	5.85	49,124.15	2,429,504.93
86,807.01	7,249.18	94,056.19	19,501.17	1,618.43	21,119.60	918,725.79

888,069.36	10,000.02	898,069.38	184,356.26	2,028.00	186,384.26	8,210,984.95
201,926.74	12,180.10	214,106.84	47,558.77	2,705.44	50,264.21	2,710,529.34
47,293.36	7,106.72	54,400.08	10,972.84	1,472.73	12,445.57	765,664.00
25,498.89	8,725.64	34,224.53	5,496.97	1,773.06	7,270.03	464,873.11
631,539.18	8,362.59	639,901.77	126,447.71	1,741.73	128,189.44	5,428,819.48
2,543,242.41	**54,909.11**	**2,598,151.52**	**560,909.38**	**11,972.09**	**572,881.47**	**26,811,094.34**

$2,646,465.00 $570,336.00

-$103,222.59 -$9,426.62

Local Taxes	Other Taxes	Total Taxes	Local Taxes	Other Taxes	Total Taxes	Monthly Total
204,782.36	83.24	204,865.60	49,050.60	20.37	49,070.97	2,671,966.81
26,678.84	0.00	26,678.84	6,021.65	0.00	6,021.65	436,141.95
5,479.91	0.00	5,479.91	1,209.19	0.00	1,209.19	94,388.28
6,580.93	0.00	6,580.93	1,340.25	0.00	1,340.25	204,844.57
	0.00			0.00		0.00
	0.00			0.00		0.00
	0.00			0.00		0.00
	0.00			0.00		0.00
	0.00			0.00		0.00
	0.00			0.00		0.00
	0.00			0.00		0.00
	0.00			0.00		0.00
243,522.04	**83.24**	**243,605.28**	**57,621.69**	**20.37**	**57,642.06**	**3,407,341.61**

$243,522.04 $57,621.69

Ulimited
recorded

20-21 Total

24,433,851.46

$22,343,967.00

$216,866.26

21-22 Total

25,058,191.97

$23,709,396.00

-$726,966.19

22-23 Total

26,811,094.34

$25,391,712.00

-$722,193.23

23-24 Total

3,407,341.61

$0.00

$2,984,248.88

District	Valuation	Enrollment	Per student	
Bennington	$1,875,308,934	3816	$491,433	$4,914
Gretna	$3,565,747,382	6127	$581,973	$5,820
Ralston	$1,971,895,050	3190	$618,149	$6,181
Crete	$1,236,104,489	1927	$641,466	$6,415
Plattsmouth	$894,862,876	1357	$659,442	$6,594
Beatrice	$1,298,995,241	1864	$696,886	$6,969
Northwest	$996,797,190	1409	$707,450	$7,075
Nebraska City	$996,035,726	1379	$722,288	$7,223
Norris	$1,804,950,859	2452	$736,114	$7,361
York	$1,178,316,279	1393	$845,884	$8,459
Waverly	$2,025,886,806	2125	$953,358	$9,534
Blair	$2,098,392,910	2183	$961,243	$9,612
Louisville	$616,502,576	626	$984,828	$9,848
Seward	$1,680,093,238	1447	$1,161,087	$11,611
Syracuse	$886,490,848	747	$1,186,735	$11,867
Conestoga	$857,708,323	647	$1,325,670	$13,257
Springfield Plttteview	$2,093,449,029	1115	$1,877,533	$18,775

	State Aid		St Aid/Stdt	Val/Stdt
Crete	$352,528	2125	$166	$6,415
Bennington	$20,072,007	6127	$3,276	$4,914
Norris	$4,488,546	3816	$1,176	$7,361
Plattsmouth	$4,661,377	2183	$2,135	$6,594
Ralston	$10,659,909	3190	$3,342	$6,181
Waverly	$352,528	1927	$183	$9,534
Beatrice	$5,449,448	1864	$2,924	$6,969
Blair	$438,847	1447	$303	$9,612
York	$2,340,525	1379	$1,697	$8,459
Nebraska City	$4,654,065	1393	$3,341	$7,223
Syracuse	$119,774	1409	$85	$11,867
Louisville	$1,629,086	747	$2,181	$9,848
Seward	$288,134	626	$460	$11,611
Northwest	$8,305,437	1357	$6,120	$7,075
Conestoga	$104,662	647	$162	$13,257
Gretna	$19,917,450	2452	$8,123	$5,820
Springfield Plttteview	$1,172,643	1115	$1,052	$18,775

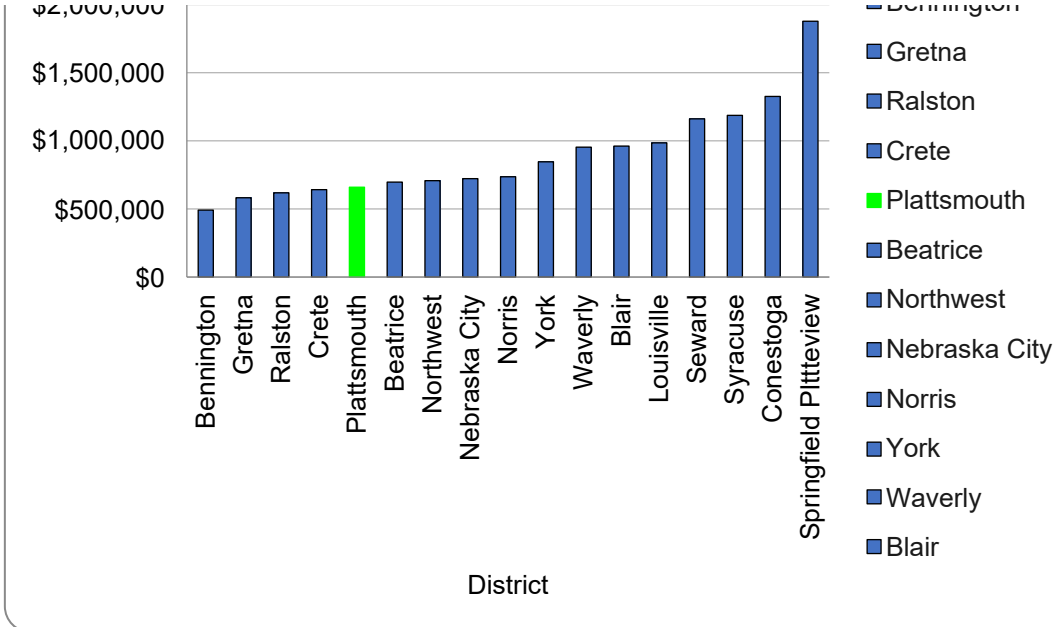
$2,000,000
$1,500,000
$1,000,000
$500,000
$0
Bennington
Gretna
Ralston
Crete
Plattsmouth
Beatrice
Northwest
Nebraska City
Norris
York
Waverly
Blair
Louisville
Seward
Syracuse
Conestoga
Springfield PIttteview
District
Bennington
Gretna
Ralston
Crete
Plattsmouth
Beatrice
Northwest
Nebraska City
Norris
York
Waverly
Blair

Total

$6,581
$8,190
$8,537
$8,730
$9,523
$9,717
$9,892
$9,916
$10,156
$10,564
$11,952
$12,029
$12,071
$13,195
$13,418
$13,943
$19,827

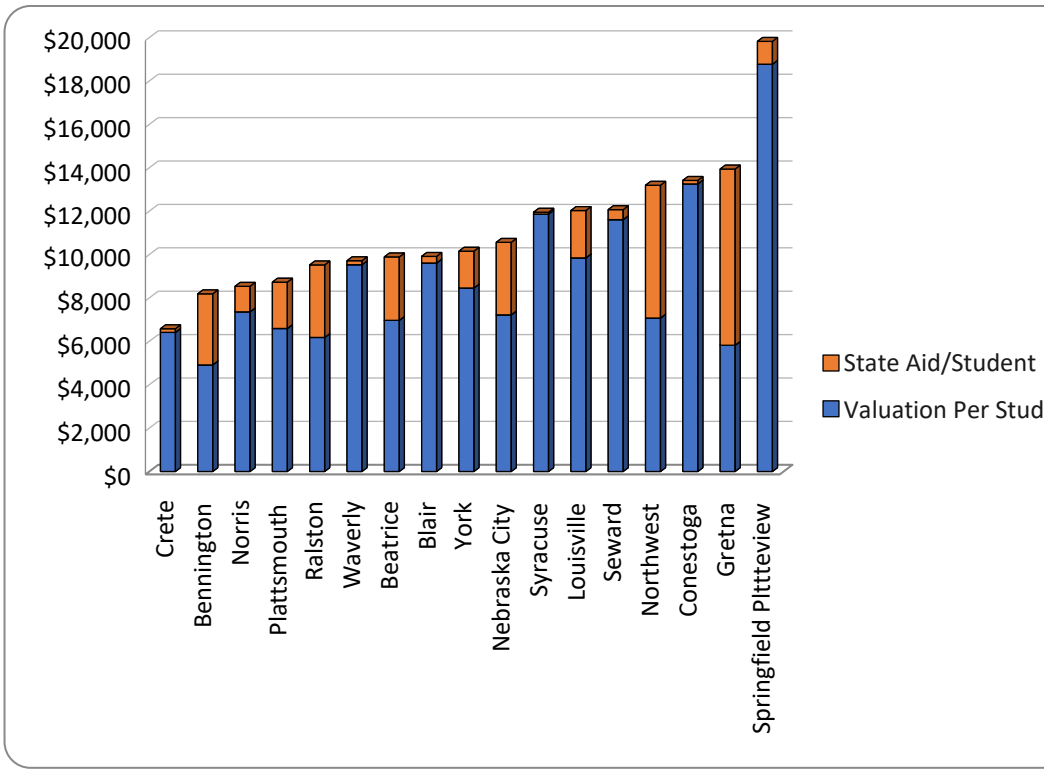

lent/100

2006-07
2007-08
2008-09
2009-10
2010-11
2011-12
2012-13
2013-14
2014-15
2015-16
2016-17
2017-18
2018-19
2019-20
2020-21
2021-22
2022-23
2023-24
2024-25

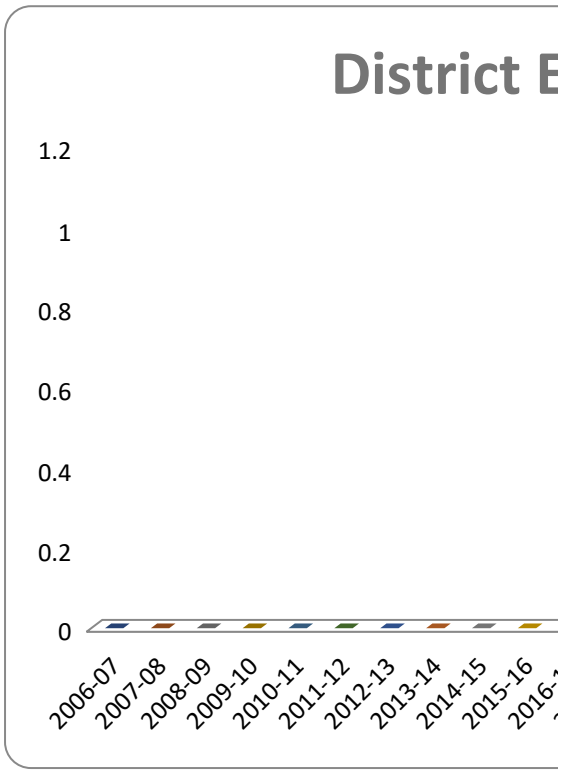

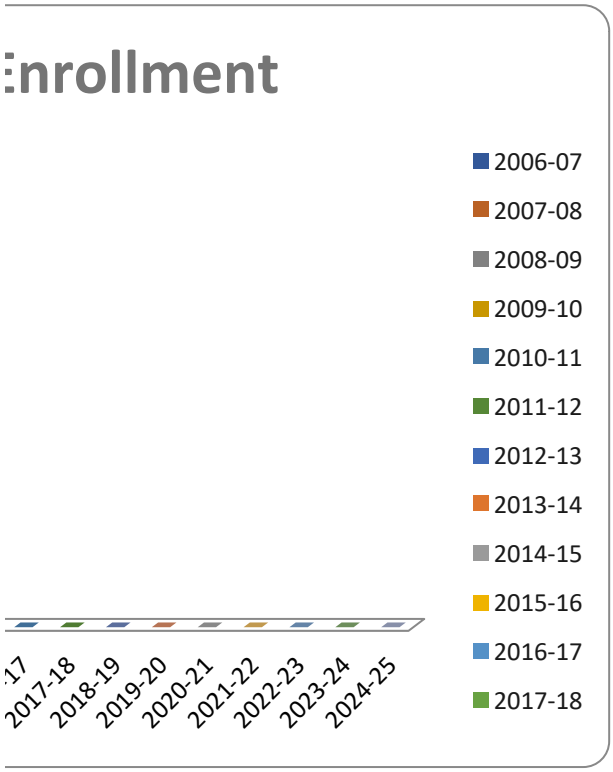
Enrollment
2006-07
2007-08
2008-09
2009-10
2010-11
2011-12
2012-13
2013-14
2014-15
2015-16
2016-17
2017-18
2017-18
2018-19
2019-20
2020-21
2021-22
2022-23
2023-24
2024-25

Expenses

Code	20-21	19-20	18-19	Difference
1100	$7,673,983	$7,911,764	$8,128,328	-$216,564
1125	$136,969	$180,054	$145,224	$34,830
1150	$87,231	$90,888	$76,615	$14,273
1160	$797,789	$790,705	$794,162	-$3,457
1190		$111,941		$111,941
1195	$23,839	$11,250	$26,877	-$15,627
1200	$3,066,039	$2,789,676	$2,753,038	$36,638
1291	$173,847	$199,842	$270,733	-$70,891
1300	$21,610	$3,323	$28,034	-$24,711
2100	$969,852	$1,200,063	$1,148,367	$51,696
2120				$0
2130				$0
2141				$0
2151				$0
2161				$0
2171				$0
2181				$0
2200	$544,731	$615,444	$474,379	$141,065
2210				$0
2212				$0
2213				$0
220				$0
2224				$0
2230				$0
2300	$503,213	$500,062	$526,864	-$26,802
2310				$0
2320				$0
2330				$0
2410	$1,288,746	$1,267,010	$1,226,129	$40,881
2490				$0
2500	$559,870	$828,591	$716,058	$112,533
2510				$0
2530				$0
2560				$0
2570				$0
2580				$0
2600	$1,391,542	$1,471,840	$1,310,439	$161,401
2610				$0
2620				$0
2630				$0
2640				$0
2650				$0

2660				$0
2670				$0
2680				$0
2710	$387,689	$285,777	$423,741	-$137,964
2712	$196,184	$236,540	$271,359	-$34,819
2713				$0
2730				$0
2732				$0
2733				$0
3300	$15,641	$27,391	$39,303	-$11,912
3400	$5,011	$4,207	$5,929	-$1,722
			$1,896	-$1,896
3535	$12,284	$13,027	$12,046	$981
3541		$80,341	$71,950	$8,391
3570	$73,546	$10,843	$38,165	-$27,322
3599	$1,879	$11,042		$11,042
4300				$0
6000	$2,598,856	$1,759,562	$727,378	$1,032,184
6200				$0
6310				$0
6406				$0
6408				$0
6412				$0
6700				$0
6992				$0
6996				$0
6997				$0
8000	$15,000	$17,320	$3,634	$13,686
9000	$3,248	$237	$7	$230
	$20,548,599	$20,418,740	$19,220,655	$1,198,085

	20-21	19-20	18-19	Difference
Local				
State				

Enrollment done, other charts incomplete

Assessment Data			
	3-8 ELA	3-8 Math	5&8 Science
	43	38	65
	55	64	66
	48	56	77
	47	51	50
	42	36	65
	48	44	74
	56	63	82
	52	55	74
	50	48	64
	52	56	68
	68	73	76
	67	59	94
	53	50	69
	65	85	92
	59	48	86
	55	56	78
	60	67	67
	44	50	61
	55	58	63
	45	46	62
	34	37	61
	30	30	36
	64	65	78
	45	32	66
	39	39	58
Average	**51.04**	**52.24**	**69.28**

ACT	11 ELA	11 Math	11 Science
	-	50	55
	49	60	51
	72	69	72
	-	-	59
	46	59	57
	45	71	48
	54	71	71
	46	46	46
	59	76	65
	43	57	57
	71	75	71
	52	59	48
	63	54	60
	55	58	56

	52	54	52
	71	54	46
	41	43	47
			36
	71	57	53
	42	42	42
		63	63
Average	**54.82**	**58.84**	**55.00**

POVERTY	
	47.03
	42.96
	35.37
	56.31
	44.88
	46.39
	45.89
	35.85
	31.53
	39.28
	43.15
	34.06
	41.18
	49.74
	58.14
	38.95
	41.98
	49.11
	56.14
	63.21
	55.33
	91.41
	45.59
	61.18
	46.52
Average	**48.05**

Plattsmouth enrollment

Year	Staff	Enrollment		Maybe a
2006-07		1774		
2007-08	128	1875	5.69%	
2008-09	131	1811	-3.41%	
2009-10	137	1834	1.27%	
2010-11	139	1820	-0.76%	
2011-12	133	1852	1.76%	
2012-13	135	1807	-2.43%	
2013-14	132	1805	-0.11%	
2014-15	128	1784	-1.16%	
2015-16	128	1677	-6.00%	
2016-17	128	1717	2.39%	
2017-18	128	1695	-1.28%	
2018-19	128	1669	-1.53%	
2019-20	122	1621	-2.88%	
2020-21	118	1437	#####	#####
2021-22		1437	0.00%	-1.27%
2022-23		1437	0.00%	

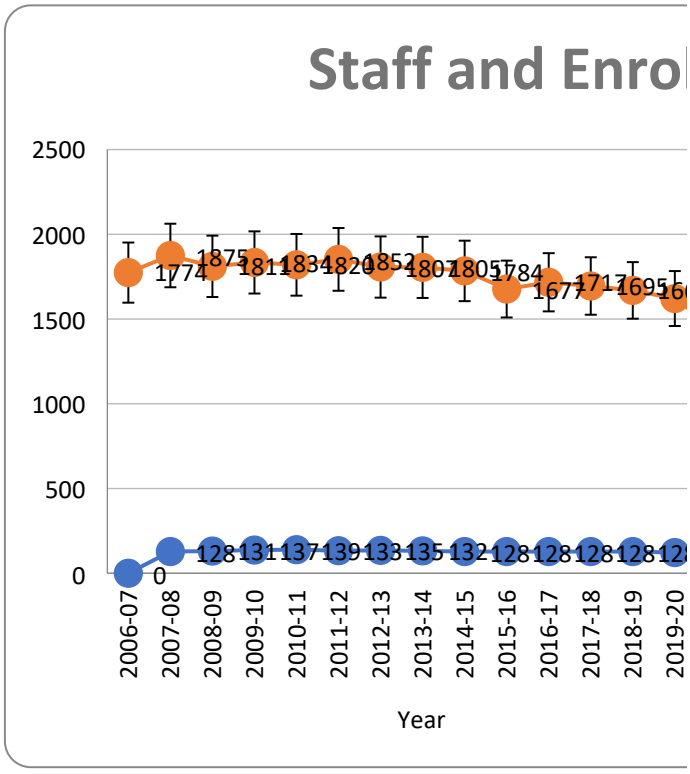

add a chart showing elementary vs

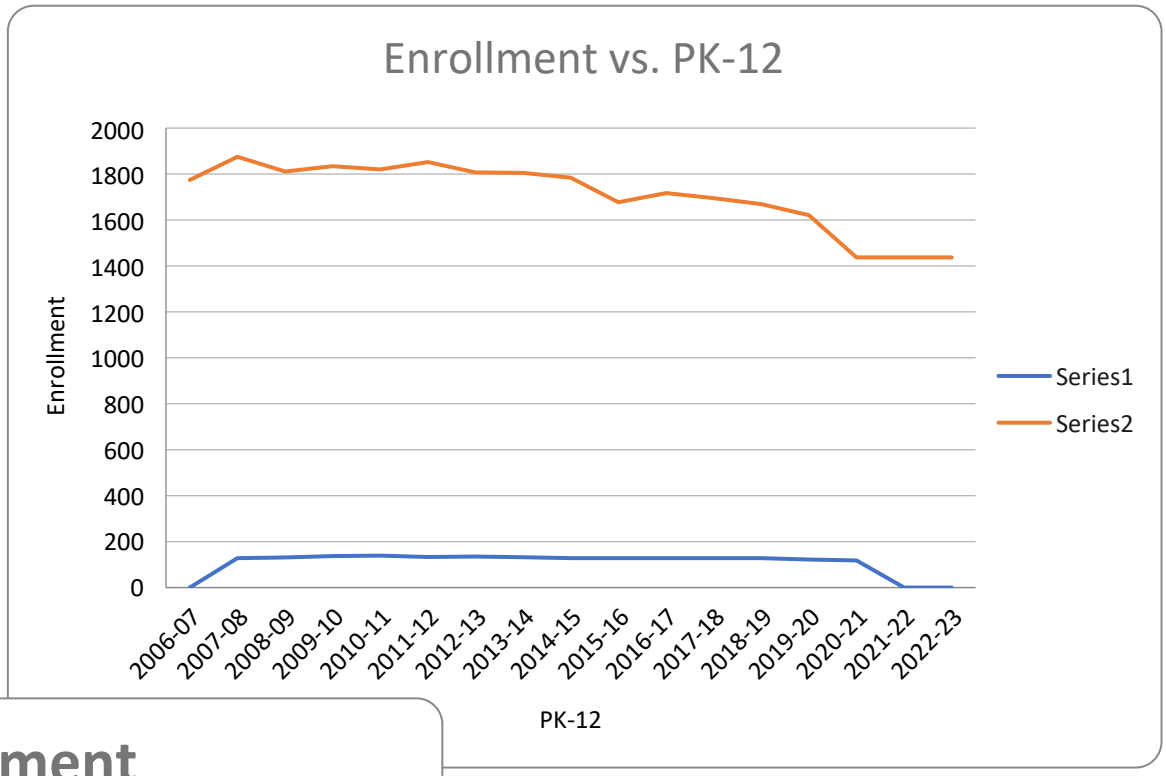

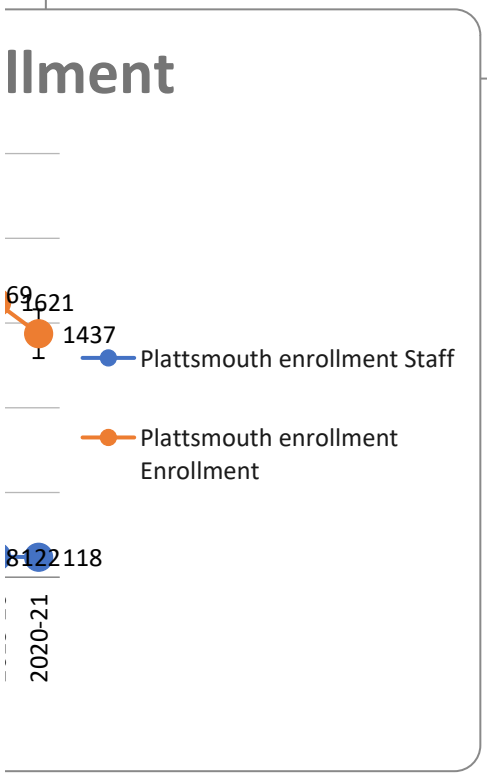

Taxes	Sept	Oct	Nov	Dec	Jan	Feb
Keith County						
Perkins County						
Total	$0.00	$0.00	$0.00	$0.00	$0.00	$0.00
	$0.00					

Date	Total of Other Receipts	State Aid	Taxes 1110	Carline 1115	Public Pwr Tx 1120	Motor Veh. 1125
Sept. 2015	$96,289.00	$13,805.00	$2,136,461.00	$12,898.00		$45,177.00
Oct: 2015	$227,690.00	$13,805.00	$413,663.00			$40,107.00
Nov.: 2015	$146,478.00	$13,805.00	98,838.00			$50,941.00
Dec.: 2015	$175,864.00	$13,805.00	$40,574.00			$33,579.00
Jan: 2016	$363,859.00	$13,805.00	$1,132,576.00			$49,359.00
Feb. 2014	$451,761.00	$13,805.00	$248,100.00			$70,495.00
March. 2013	$295,143.00	$13,805.00	$133,718.00			$38,781.00
Apr. 2013	$419,163.00	$13,805.00	$203,195.00			$45,949.00
May. 2013	$444,613.00	$13,805.00	2,742,703.00	$52,606.00		$44,724.00
June. 2012	$0.00					
July. 2012	$0.00	$0.00				
Aug. 2012	$0.00	$0.00				
14-15 Month Tot.	$9,815,282.00	$124,245.00	$7,149,828	$65,504.00	$0.00	$419,112.00
14-15 Budget	$10,860,121.00	322,621	8,237,500	$70,000.00	$0.00	$460,000.00
Difference	-$1,044,839	-$198,376	-$1,087,672	-$4,496	$0	-$40,888
Amt off						

Taxes	**Sept**	**Oct**	**Nov**	Dec	Jan	Feb
Keith County						
Perkins County						
Total	$0.00	$0.00	$0.00	$0.00	$0.00	$0.00
	$0.00					

Date	**Total of Other Receipts**	**State Aid**	**Taxes 1110**	Carline 1115	Public Pwr Tx 1120	Motor Veh. 1125
Sept. 2014	$123,252.00	$32,262.00	$2,196,731.00	$14,788.00		$40,518.00
Oct. 2014	$77,667.00	$32,262.00	$393,842.00			$39,718.00
Nov. 2014	$99,123.00	$32,262.00	100,547.00			$53,256.00
Dec. 2014	$183,382.00	$32,262.00	$33,228.00			$33,031.00
Jan. 2015	$216,521.00	$32,262.00	$894,800.00			$52,664.00
Feb. 2014	$494,082.00	$32,262.00	$343,506.00	$0.00		$73,446.00
March. 2013	$331,144.00	$32,262.00	$130,848.00			$42,039.00
Apr. 2013	$619,465.00	$32,262.00	$252,292.00			$44,111.00
May. 2013	$463,633.00	$32,262.00	2,782,047.00	$47,019.00		$40,322.00
June. 2012	$290,873.00	$32,262.00	$414,471.00			$40,753.00
July. 2012	$108,436.00	$0.00	$57,690.00			$44,313.00
Aug. 2012	$138,970.00	$0.00	$97,867.00			$42,084.00
14-15 Month Tot.	$11,123,070.00	$322,620.00	$7,697,869	$61,807.00	$0.00	$546,255.00
14-15 Budget	$10,860,121.00	322,621	8,237,500	$70,000.00	$0.00	$460,000.00
Difference	$262,949	-$1	-$539,631	-$8,193	$0	$86,255
Amt off						

Taxes	**Sept**	**Oct**	**Nov**	Dec	Jan	Feb
Keith County						
Perkins County						
Total	$0.00	$0.00	$0.00	$0.00	$0.00	$0.00
	$0.00					

Date	**Total of Other Receipts**	**State Aid**	**Taxes 1110**	Carline 1115	Public Pwr Tx 1120	Motor Veh. 1125
Sept. 2014	$123,252.00	$32,262.00	$2,196,731.00	$14,788.00		$40,518.00
Oct. 2014	$77,667.00	$32,262.00	$393,842.00			$39,718.00
Nov. 2014	$99,123.00	$32,262.00	100,547.00			$53,256.00
Dec. 2014	$183,382.00	$32,262.00	$33,228.00			$33,031.00
Jan. 2015	$216,521.00	$32,262.00	$894,800.00			$52,664.00
Feb. 2014	$494,082.00	$32,262.00	$343,506.00	$0.00		$73,446.00
March. 2013	$331,144.00	$32,262.00	$130,848.00			$42,039.00
Apr. 2013	$619,465.00	$32,262.00	$252,292.00			$44,111.00
May. 2013	$463,633.00	$32,262.00	2,782,047.00	$47,019.00		$40,322.00
June. 2012	$290,873.00	$32,262.00	$414,471.00			$40,753.00
July. 2012	$108,436.00	$0.00	$57,690.00			$44,313.00
Aug. 2012	$138,970.00	$0.00	$97,867.00			$42,084.00
14-15 Month Tot.	$11,123,070.00	$322,620.00	$7,697,869	$61,807.00	$0.00	$546,255.00
14-15 Budget	$10,860,121.00	322,621	8,237,500	$70,000.00	$0.00	$460,000.00

Difference	$262,949	-$1	-$539,631	-$8,193	$0	$86,255
Amt off						

Taxes	**Sept**	**Oct**	**Nov**	Dec	Jan	Feb
Keith County						
Perkins County						
Total	$0.00	$0.00	$0.00	$0.00	$0.00	$0.00
	$0.00					

Date	**Total of Other Receipts**	**State Aid**	**Taxes 1110**	Carline 1115	Public Pwr Tx 1120	Motor Veh. 1125
Sept. 2014	$123,252.00	$32,262.00	$2,196,731.00	$14,788.00		$40,518.00
Oct. 2014	$77,667.00	$32,262.00	$393,842.00			$39,718.00
Nov. 2014	$99,123.00	$32,262.00	100,547.00			$53,256.00
Dec. 2014	$183,382.00	$32,262.00	$33,228.00			$33,031.00
Jan. 2015	$216,521.00	$32,262.00	$894,800.00			$52,664.00

Feb. 2014	$494,082.00	$32,262.00	$343,506.00	$0.00		$73,446.00
March. 2013	$331,144.00	$32,262.00	$130,848.00			$42,039.00
Apr. 2013	$619,465.00	$32,262.00	$252,292.00			$44,111.00
May. 2013	$463,633.00	$32,262.00	2,782,047.00	$47,019.00		$40,322.00
June. 2012	$290,873.00	$32,262.00	$414,471.00			$40,753.00
July. 2012	$108,436.00	$0.00	$57,690.00			$44,313.00
Aug. 2012	$138,970.00	$0.00	$97,867.00			$42,084.00
14-15 Month Tot.	$11,123,070.00	$322,620.00	$7,697,869	$61,807.00	$0.00	$546,255.00
14-15 Budget	$10,860,121.00	322,621	8,237,500	$70,000.00	$0.00	$460,000.00
Difference	$262,949	-$1	-$539,631	-$8,193	$0	$86,255
Amt off						

Taxes	**Sept**	**Oct**	**Nov**	Dec	Jan	Feb	
Keith County							
Perkins County							
Total		$0.00	$0.00	$0.00	$0.00	$0.00	$0.00

$0.00

Date	Total of Other Receipts	State Aid	Taxes 1110	Carline 1115	Public Pwr Tx 1120	Motor Veh. 1125
Sept. 2014	$123,252.00	$32,262.00	$2,196,731.00	$14,788.00		$40,518.00
Oct. 2014	$77,667.00	$32,262.00	$393,842.00			$39,718.00
Nov. 2014	$99,123.00	$32,262.00	100,547.00			$53,256.00
Dec. 2014	$183,382.00	$32,262.00	$33,228.00			$33,031.00
Jan. 2015	$216,521.00	$32,262.00	$894,800.00			$52,664.00
Feb. 2014	$494,082.00	$32,262.00	$343,506.00	$0.00		$73,446.00
March. 2013	$331,144.00	$32,262.00	$130,848.00			$42,039.00
Apr. 2013	$619,465.00	$32,262.00	$252,292.00			$44,111.00
May. 2013	$463,633.00	$32,262.00	2,782,047.00	$47,019.00		$40,322.00
June. 2012	$290,873.00	$32,262.00	$414,471.00			$40,753.00
July. 2012	$108,436.00	$0.00	$57,690.00			$44,313.00
Aug. 2012	$138,970.00	$0.00	$97,867.00			$42,084.00
14-15 Month Tot.	$11,123,070.00	$322,620.00	$7,697,869	$61,807.00	$0.00	$546,255.00
14-15 Budget	$10,860,121.00	322,621	8,237,500	$70,000.00	$0.00	$460,000.00
Difference	$262,949	-$1	-$539,631	-$8,193	$0	$86,255
Amt off						

Taxes	**Sept**	**Oct**	**Nov**	Dec	Jan	Feb
Keith County						
Perkins County						
Total	$0.00	$0.00	$0.00	$0.00	$0.00	$0.00
	$0.00					

Date	**Total of Other Receipts**	**State Aid**	**Taxes 1110**	Carline 1115	Public Pwr Tx 1120	Motor Veh. 1125
Sept. 2014	$123,252.00	$32,262.00	$2,196,731.00	$14,788.00		$40,518.00
Oct. 2014	$77,667.00	$32,262.00	$393,842.00			$39,718.00
Nov. 2014	$99,123.00	$32,262.00	100,547.00			$53,256.00
Dec. 2014	$183,382.00	$32,262.00	$33,228.00			$33,031.00
Jan. 2015	$216,521.00	$32,262.00	$894,800.00			$52,664.00
Feb. 2014	$494,082.00	$32,262.00	$343,506.00	$0.00		$73,446.00
March. 2013	$331,144.00	$32,262.00	$130,848.00			$42,039.00
Apr. 2013	$619,465.00	$32,262.00	$252,292.00			$44,111.00
May. 2013	$463,633.00	$32,262.00	2,782,047.00	$47,019.00		$40,322.00
June. 2012	$290,873.00	$32,262.00	$414,471.00			$40,753.00
July. 2012	$108,436.00	$0.00	$57,690.00			$44,313.00
Aug. 2012	$138,970.00	$0.00	$97,867.00			$42,084.00
14-15 Month Tot.	$11,123,070.00	$322,620.00	$7,697,869	$61,807.00	$0.00	$546,255.00
14-15 Budget	$10,860,121.00	322,621	8,237,500	$70,000.00	$0.00	$460,000.00
Difference	$262,949	-$1	-$539,631	-$8,193	$0	$86,255
Amt off						

Taxes	Sept	Oct	Nov	Dec	Jan	Feb
Keith County						
Perkins County						
Total	$0.00	$0.00	$0.00	$0.00	$0.00	$0.00
	$0.00					

Date	Total of Other Receipts	State Aid	Taxes 1110	Carline 1115	Public Pwr Tx 1120	Motor Veh. 1125
Sept. 2014	$123,252.00	$32,262.00	$2,196,731.00	$14,788.00		$40,518.00
Oct. 2014	$77,667.00	$32,262.00	$393,842.00			$39,718.00
Nov. 2014	$99,123.00	$32,262.00	100,547.00			$53,256.00
Dec. 2014	$183,382.00	$32,262.00	$33,228.00			$33,031.00
Jan. 2015	$216,521.00	$32,262.00	$894,800.00			$52,664.00
Feb. 2014	$494,082.00	$32,262.00	$343,506.00	$0.00		$73,446.00
March. 2013	$331,144.00	$32,262.00	$130,848.00			$42,039.00
Apr. 2013	$619,465.00	$32,262.00	$252,292.00			$44,111.00
May. 2013	$463,633.00	$32,262.00	2,782,047.00	$47,019.00		$40,322.00
June. 2012	$290,873.00	$32,262.00	$414,471.00			$40,753.00
July. 2012	$108,436.00	$0.00	$57,690.00			$44,313.00
Aug. 2012	$138,970.00	$0.00	$97,867.00			$42,084.00
14-15 Month Tot.	$11,123,070.00	$322,620.00	$7,697,869	$61,807.00	$0.00	$546,255.00
14-15 Budget	$10,860,121.00	322,621	8,237,500	$70,000.00	$0.00	$460,000.00
Difference	$262,949	-$1	-$539,631	-$8,193	$0	$86,255
Amt off						

Taxes	Sept	Oct	Nov	Dec	Jan	Feb
Keith County						
Perkins County						
Total	$0.00	$0.00	$0.00	$0.00	$0.00	$0.00
	$0.00					

Date	Total of Other Receipts	State Aid	Taxes 1110	Carline 1115	Public Pwr Tx 1120	Motor Veh. 1125
Sept. 2014	$123,252.00	$32,262.00	$2,196,731.00	$14,788.00		$40,518.00
Oct. 2014	$77,667.00	$32,262.00	$393,842.00			$39,718.00
Nov. 2014	$99,123.00	$32,262.00	100,547.00			$53,256.00
Dec. 2014	$183,382.00	$32,262.00	$33,228.00			$33,031.00
Jan. 2015	$216,521.00	$32,262.00	$894,800.00			$52,664.00
Feb. 2014	$494,082.00	$32,262.00	$343,506.00	$0.00		$73,446.00
March. 2013	$331,144.00	$32,262.00	$130,848.00			$42,039.00
Apr. 2013	$619,465.00	$32,262.00	$252,292.00			$44,111.00
May. 2013	$463,633.00	$32,262.00	2,782,047.00	$47,019.00		$40,322.00
June. 2012	$290,873.00	$32,262.00	$414,471.00			$40,753.00
July. 2012	$108,436.00	$0.00	$57,690.00			$44,313.00
Aug. 2012	$138,970.00	$0.00	$97,867.00			$42,084.00
14-15 Month Tot.	$11,123,070.00	$322,620.00	$7,697,869	$61,807.00	$0.00	$546,255.00

14-15 Budget	$10,860,121.00	322,621	8,237,500	$70,000.00	$0.00	$460,000.00
Difference	$262,949	-$1	-$539,631	-$8,193	$0	$86,255
Amt off						

Taxes	Sept	Oct	Nov	Dec	Jan	Feb
Keith County						
Perkins County						
Total	$0.00	$0.00	$0.00	$0.00	$0.00	$0.00
	$0.00					

Date	Total of Other Receipts	State Aid	Taxes 1110	Carline 1115	Public Pwr Tx 1120	Motor Veh. 1125
Sept. 2014	$123,252.00	$32,262.00	$2,196,731.00	$14,788.00		$40,518.00
Oct. 2014	$77,667.00	$32,262.00	$393,842.00			$39,718.00
Nov. 2014	$99,123.00	$32,262.00	100,547.00			$53,256.00
Dec. 2014	$183,382.00	$32,262.00	$33,228.00			$33,031.00

Jan. 2015	$216,521.00	$32,262.00	$894,800.00			$52,664.00
Feb. 2014	$494,082.00	$32,262.00	$343,506.00	$0.00		$73,446.00
March. 2013	$331,144.00	$32,262.00	$130,848.00			$42,039.00
Apr. 2013	$619,465.00	$32,262.00	$252,292.00			$44,111.00
May. 2013	$463,633.00	$32,262.00	2,782,047.00	$47,019.00		$40,322.00
June. 2012	$290,873.00	$32,262.00	$414,471.00			$40,753.00
July. 2012	$108,436.00	$0.00	$57,690.00			$44,313.00
Aug. 2012	$138,970.00	$0.00	$97,867.00			$42,084.00
14-15 Month Tot.	$11,123,070.00	$322,620.00	$7,697,869	$61,807.00	$0.00	$546,255.00
14-15 Budget	$10,860,121.00	322,621	8,237,500	$70,000.00	$0.00	$460,000.00
Difference	$262,949	-$1	-$539,631	-$8,193	$0	$86,255
Amt off						

Taxes	**Sept**	**Oct**	**Nov**	Dec	Jan	Feb	
Keith County							
Perkins County							
Total		$0.00	$0.00	$0.00	$0.00	$0.00	$0.00

$0.00

Date	Total of Other Receipts	State Aid	Taxes 1110	Carline 1115	Public Pwr Tx 1120	Motor Veh. 1125
Sept. 2014	$123,252.00	$32,262.00	$2,196,731.00	$14,788.00		$40,518.00
Oct. 2014	$77,667.00	$32,262.00	$393,842.00			$39,718.00
Nov. 2014	$99,123.00	$32,262.00	100,547.00			$53,256.00
Dec. 2014	$183,382.00	$32,262.00	$33,228.00			$33,031.00
Jan. 2015	$216,521.00	$32,262.00	$894,800.00			$52,664.00
Feb. 2014	$494,082.00	$32,262.00	$343,506.00	$0.00		$73,446.00
March. 2013	$331,144.00	$32,262.00	$130,848.00			$42,039.00
Apr. 2013	$619,465.00	$32,262.00	$252,292.00			$44,111.00
May. 2013	$463,633.00	$32,262.00	2,782,047.00	$47,019.00		$40,322.00
June. 2012	$290,873.00	$32,262.00	$414,471.00			$40,753.00
July. 2012	$108,436.00	$0.00	$57,690.00			$44,313.00
Aug. 2012	$138,970.00	$0.00	$97,867.00			$42,084.00
14-15 Month Tot.	$11,123,070.00	$322,620.00	$7,697,869	$61,807.00	$0.00	$546,255.00
14-15 Budget	$10,860,121.00	322,621	8,237,500	$70,000.00	$0.00	$460,000.00
Difference	$262,949	-$1	-$539,631	-$8,193	$0	$86,255
Amt off						

Ogallala Public
School

Financial Summary

March	April	May	June	July	Aug
$0.00	$0.00	$0.00	$0.00	$0.00	$0.00

1220	1270 preschool	Interest 1410	Local Lic Fees 1610	**City Fines 1620**	Other Local Rev 1910-90	County Fines 2110-30
	$2,205.00	$723.00	$7,320.00		$1,796.00	
	$420.00	$791.00				$41,479.00
	$990.00	$670.00			$12,298.00	$23,482.00
	$1,995.00	$502.00				$17,481.00
	$945.00	$505.00				$17,058.00
	$770.00	$596.00			$360.00	$24,678.00
	$900.00	$472.00				$15,762.00
	$1,560.00	$386.00			$207.00	$18,042.00
	$530.00	$796.00				
$0.00	$10,315.00	$5,441.00	$7,320.00	$0.00	$14,661.00	$157,982.00
$0.00	$2,000.00	$4,000.00	$0.00	$0.00	$45,000.00	$165,000.00
$0	$8,315	$1,441	$7,320	$0	-$30,339	-$7,018

Ogallala Public School

Financial Summary

March	April	May	June	July	Aug
$0.00	$0.00	$0.00	$0.00	$0.00	$0.00

1220	1270 preschool	Interest 1410	Local Lic Fees 1610	**City Fines 1620**	Other Local Rev 1910-90	County Fines 2110-30
	$840.00	$567.00			$2,650.00	$22,102.00
$2,700.00	$1,060.00	$627.00				$22,497.00
$150.00	$770.00	$436.00				$20,383.00
		$334.00				$16,049.00
		$333.00			$2,000.00	$13,467.00
	$865.00	$327.00				$15,879.00
$902.00	$1,390.00	$291.00				
$867.00	$955.00	$275.00			$11,178.00	$17,432.00
$1,050.00	$240.00	$609.00			($2,000.00)	$16,612.00
$1,350.00	$10.00	$897.00				$15,795.00
		$763.00				$29,426.00
		$562.00		$17,460.00		
$7,019.00	$6,130.00	$6,021.00	$0.00	$17,460.00	$13,828.00	$189,642.00
$0.00	$2,000.00	$4,000.00	$0.00	$0.00	$45,000.00	$165,000.00
$7,019	$4,130	$2,021	$0	$17,460	-$31,172	$24,642

Ogallala Public
School

Financial Summary

March	April	May	June	July	Aug
$0.00	$0.00	$0.00	$0.00	$0.00	$0.00

1220	1270 preschool	Interest 1410	Local Lic Fees 1610	**City Fines 1620**	Other Local Rev 1910-90	County Fines 2110-30
	$840.00	$567.00			$2,650.00	$22,102.00
$2,700.00	$1,060.00	$627.00				$22,497.00
$150.00	$770.00	$436.00				$20,383.00
		$334.00				$16,049.00
		$333.00			$2,000.00	$13,467.00
	$865.00	$327.00				$15,879.00
$902.00	$1,390.00	$291.00				
$867.00	$955.00	$275.00			$11,178.00	$17,432.00
$1,050.00	$240.00	$609.00			($2,000.00)	$16,612.00
$1,350.00	$10.00	$897.00				$15,795.00
		$763.00				$29,426.00
		$562.00		$17,460.00		
$7,019.00	$6,130.00	$6,021.00	$0.00	$17,460.00	$13,828.00	$189,642.00
$0.00	$2,000.00	$4,000.00	$0.00	$0.00	$45,000.00	$165,000.00

$7,019	$4,130	$2,021	$0	$17,460	-$31,172	$24,642

Ogallala Public School

Financial Summary

March	April	May	June	July	Aug
$0.00	$0.00	$0.00	$0.00	$0.00	$0.00

1220	1270 preschool	Interest 1410	Local Lic Fees 1610	**City Fines 1620**	Other Local Rev 1910-90	County Fines 2110-30
	$840.00	$567.00			$2,650.00	$22,102.00
$2,700.00	$1,060.00	$627.00				$22,497.00
$150.00	$770.00	$436.00				$20,383.00
		$334.00				$16,049.00
		$333.00			$2,000.00	$13,467.00

	$865.00	$327.00				$15,879.00
$902.00	$1,390.00	$291.00				
$867.00	$955.00	$275.00			$11,178.00	$17,432.00
$1,050.00	$240.00	$609.00			($2,000.00)	$16,612.00
$1,350.00	$10.00	$897.00				$15,795.00
		$763.00				$29,426.00
		$562.00		$17,460.00		
$7,019.00	$6,130.00	$6,021.00	$0.00	$17,460.00	$13,828.00	$189,642.00
$0.00	$2,000.00	$4,000.00	$0.00	$0.00	$45,000.00	$165,000.00
$7,019	$4,130	$2,021	$0	$17,460	-$31,172	$24,642

Ogallala Public
School

Financial Summary

March	April	May	June	July	Aug
$0.00	$0.00	$0.00	$0.00	$0.00	$0.00

1220	1270 preschool	Interest 1410	Local Lic Fees 1610	**City Fines 1620**	Other Local Rev 1910-90	County Fines 2110-30
	$840.00	$567.00			$2,650.00	$22,102.00
$2,700.00	$1,060.00	$627.00				$22,497.00
$150.00	$770.00	$436.00				$20,383.00
		$334.00				$16,049.00
		$333.00			$2,000.00	$13,467.00
	$865.00	$327.00				$15,879.00
$902.00	$1,390.00	$291.00				
$867.00	$955.00	$275.00			$11,178.00	$17,432.00
$1,050.00	$240.00	$609.00			($2,000.00)	$16,612.00
$1,350.00	$10.00	$897.00				$15,795.00
		$763.00				$29,426.00
		$562.00		$17,460.00		
$7,019.00	$6,130.00	$6,021.00	$0.00	$17,460.00	$13,828.00	$189,642.00
$0.00	$2,000.00	$4,000.00	$0.00	$0.00	$45,000.00	$165,000.00
$7,019	$4,130	$2,021	$0	$17,460	-$31,172	$24,642

Ogallala Public
School

Financial Summary

March	April	May	June	July	Aug
$0.00	$0.00	$0.00	$0.00	$0.00	$0.00

1220	1270 preschool	Interest 1410	Local Lic Fees 1610	**City Fines 1620**	Other Local Rev 1910-90	County Fines 2110-30
	$840.00	$567.00			$2,650.00	$22,102.00
$2,700.00	$1,060.00	$627.00				$22,497.00
$150.00	$770.00	$436.00				$20,383.00
		$334.00				$16,049.00
		$333.00			$2,000.00	$13,467.00
	$865.00	$327.00				$15,879.00
$902.00	$1,390.00	$291.00				
$867.00	$955.00	$275.00			$11,178.00	$17,432.00
$1,050.00	$240.00	$609.00			($2,000.00)	$16,612.00
$1,350.00	$10.00	$897.00				$15,795.00
		$763.00				$29,426.00
		$562.00		$17,460.00		
$7,019.00	$6,130.00	$6,021.00	$0.00	$17,460.00	$13,828.00	$189,642.00
$0.00	$2,000.00	$4,000.00	$0.00	$0.00	$45,000.00	$165,000.00
$7,019	$4,130	$2,021	$0	$17,460	-$31,172	$24,642

Ogallala Public School

Financial Summary

March	April	May	June	July	Aug
$0.00	$0.00	$0.00	$0.00	$0.00	$0.00

1220	1270 preschool	Interest 1410	Local Lic Fees 1610	**City Fines 1620**	Other Local Rev 1910-90	County Fines 2110-30
	$840.00	$567.00			$2,650.00	$22,102.00
$2,700.00	$1,060.00	$627.00				$22,497.00
$150.00	$770.00	$436.00				$20,383.00
		$334.00				$16,049.00
		$333.00			$2,000.00	$13,467.00
	$865.00	$327.00				$15,879.00
$902.00	$1,390.00	$291.00				
$867.00	$955.00	$275.00			$11,178.00	$17,432.00
$1,050.00	$240.00	$609.00			($2,000.00)	$16,612.00
$1,350.00	$10.00	$897.00				$15,795.00
		$763.00				$29,426.00
		$562.00		$17,460.00		
$7,019.00	$6,130.00	$6,021.00	$0.00	$17,460.00	$13,828.00	$189,642.00
$0.00	$2,000.00	$4,000.00	$0.00	$0.00	$45,000.00	$165,000.00
$7,019	$4,130	$2,021	$0	$17,460	-$31,172	$24,642

Ogallala Public
School

Financial Summary

March	April	May	June	July	Aug
$0.00	$0.00	$0.00	$0.00	$0.00	$0.00

1220	1270 preschool	Interest 1410	Local Lic Fees 1610	**City Fines 1620**	Other Local Rev 1910-90	County Fines 2110-30
	$840.00	$567.00			$2,650.00	$22,102.00
$2,700.00	$1,060.00	$627.00				$22,497.00
$150.00	$770.00	$436.00				$20,383.00
		$334.00				$16,049.00
		$333.00			$2,000.00	$13,467.00
	$865.00	$327.00				$15,879.00
$902.00	$1,390.00	$291.00				
$867.00	$955.00	$275.00			$11,178.00	$17,432.00
$1,050.00	$240.00	$609.00			($2,000.00)	$16,612.00
$1,350.00	$10.00	$897.00				$15,795.00
		$763.00				$29,426.00
		$562.00		$17,460.00		
$7,019.00	$6,130.00	$6,021.00	$0.00	$17,460.00	$13,828.00	$189,642.00

$0.00	$2,000.00	$4,000.00	$0.00	$0.00	$45,000.00	$165,000.00
$7,019	$4,130	$2,021	$0	$17,460	-$31,172	$24,642

Ogallala Public
School

Financial Summary

March	April	May	June	July	Aug
$0.00	$0.00	$0.00	$0.00	$0.00	$0.00

1220	1270 preschool	Interest 1410	Local Lic Fees 1610	**City Fines 1620**	Other Local Rev 1910-90	County Fines 2110-30
	$840.00	$567.00			$2,650.00	$22,102.00
$2,700.00	$1,060.00	$627.00				$22,497.00
$150.00	$770.00	$436.00				$20,383.00
		$334.00				$16,049.00

		$333.00			$2,000.00	$13,467.00
	$865.00	$327.00				$15,879.00
$902.00	$1,390.00	$291.00				
$867.00	$955.00	$275.00			$11,178.00	$17,432.00
$1,050.00	$240.00	$609.00			($2,000.00)	$16,612.00
$1,350.00	$10.00	$897.00				$15,795.00
		$763.00				$29,426.00
		$562.00		$17,460.00		
$7,019.00	$6,130.00	$6,021.00	$0.00	$17,460.00	$13,828.00	$189,642.00
$0.00	$2,000.00	$4,000.00	$0.00	$0.00	$45,000.00	$165,000.00
$7,019	$4,130	$2,021	$0	$17,460	-$31,172	$24,642

Ogallala Public
School

Financial Summary

March	April	May	June	July	Aug
$0.00	$0.00	$0.00	$0.00	$0.00	$0.00

1220	1270 preschool	Interest 1410	Local Lic Fees 1610	**City Fines 1620**	Other Local Rev 1910-90	County Fines 2110-30
	$840.00	$567.00			$2,650.00	$22,102.00
$2,700.00	$1,060.00	$627.00				$22,497.00
$150.00	$770.00	$436.00				$20,383.00
		$334.00				$16,049.00
		$333.00			$2,000.00	$13,467.00
	$865.00	$327.00				$15,879.00
$902.00	$1,390.00	$291.00				
$867.00	$955.00	$275.00			$11,178.00	$17,432.00
$1,050.00	$240.00	$609.00			($2,000.00)	$16,612.00
$1,350.00	$10.00	$897.00				$15,795.00
		$763.00				$29,426.00
		$562.00		$17,460.00		
$7,019.00	$6,130.00	$6,021.00	$0.00	$17,460.00	$13,828.00	$189,642.00
$0.00	$2,000.00	$4,000.00	$0.00	$0.00	$45,000.00	$165,000.00
$7,019	$4,130	$2,021	$0	$17,460	-$31,172	$24,642

ESU 2210	**SPED School Age 3120**	**SPED 3125**	Homestead	Prop Tax Credit 3131	hal 3135	Pro rate 3180
	$7,952.00					$2,780.00
$300.00	$107,187.00					
	$100,831.00					$5,015.00
	$100,749.00	$7,842.00		$222,389.00		
	$102,475.00		$32,324.00	$688.00		$15.00
	$26,588.00		$32,323.00			$9,176.00
	$87,198.00		$32,323.00	$223,077.00		
$300.00	$532,980.00	$7,842.00	$96,970.00	$446,154.00	$0.00	$16,986.00
$10,000.00	$785,000.00	$0.00	$0.00	$0.00	$9,000.00	$20,000.00
-$9,700	-$252,020	$7,842	$96,970	$446,154	-$9,000	-$3,014

ESU 2210	**SPED School Age 3120**	**SPED 3125**	Homestead	Prop Tax Credit 3131	hal 3135	Pro rate 3180
$1,000.00						
					$7,942.00	$2,467.00
$165.00	$119,975.00					
	$119,976.00					$2,512.00
	$118,287.00			$149,448.00		
$16,957.00	$119,601.00		$33,821.00			
	$118,677.00		$33,821.00			$11,355.00
	$240,253.00	($119,601.00)	$33,821.00	$149,448.00		
$5,503.00	$128,812.00		$33,821.00			
($18,121.00)			$33,821.00			$5,245.00
			$33,821.00			
$5,504.00	$965,581.00	($119,601.00)	$202,926.00	$298,896.00	$7,942.00	$21,579.00
$10,000.00	$785,000.00	$0.00	$0.00	$0.00	$9,000.00	$20,000.00
-$4,496	$180,581	-$119,601	$202,926	$298,896	-$1,058	$1,579

ESU 2210	**SPED School Age 3120**	**SPED 3125**	Homestead	Prop Tax Credit 3131	hal 3135	Pro rate 3180
$1,000.00						
					$7,942.00	$2,467.00
$165.00	$119,975.00					
	$119,976.00					$2,512.00
	$118,287.00			$149,448.00		
$16,957.00	$119,601.00		$33,821.00			
	$118,677.00		$33,821.00			$11,355.00
	$240,253.00	($119,601.00)	$33,821.00	$149,448.00		
$5,503.00	$128,812.00		$33,821.00			
($18,121.00)			$33,821.00			$5,245.00
			$33,821.00			
$5,504.00	$965,581.00	($119,601.00)	$202,926.00	$298,896.00	$7,942.00	$21,579.00
$10,000.00	$785,000.00	$0.00	$0.00	$0.00	$9,000.00	$20,000.00

-$4,496	$180,581	-$119,601	$202,926	$298,896	-$1,058	$1,579

ESU 2210	**SPED School Age 3120**	**SPED 3125**	Homestead	Prop Tax Credit 3131	hal 3135	Pro rate 3180
$1,000.00						
					$7,942.00	$2,467.00
$165.00	$119,975.00					
	$119,976.00					$2,512.00

	$118,287.00			$149,448.00		
$16,957.00	$119,601.00		$33,821.00			
	$118,677.00		$33,821.00			$11,355.00
	$240,253.00	($119,601.00)	$33,821.00	$149,448.00		
$5,503.00	$128,812.00		$33,821.00			
($18,121.00)			$33,821.00			$5,245.00
			$33,821.00			
$5,504.00	$965,581.00	($119,601.00)	$202,926.00	$298,896.00	$7,942.00	$21,579.00
$10,000.00	$785,000.00	$0.00	$0.00	$0.00	$9,000.00	$20,000.00
-$4,496	$180,581	-$119,601	$202,926	$298,896	-$1,058	$1,579

ESU 2210	**SPED School Age 3120**	**SPED 3125**	Homestead	Prop Tax Credit 3131	hal 3135	Pro rate 3180
$1,000.00						
					$7,942.00	$2,467.00
$165.00	$119,975.00					
	$119,976.00					$2,512.00
	$118,287.00			$149,448.00		
$16,957.00	$119,601.00		$33,821.00			
	$118,677.00		$33,821.00			$11,355.00
	$240,253.00	($119,601.00)	$33,821.00	$149,448.00		
$5,503.00	$128,812.00		$33,821.00			
($18,121.00)			$33,821.00			$5,245.00
			$33,821.00			
$5,504.00	$965,581.00	($119,601.00)	$202,926.00	$298,896.00	$7,942.00	$21,579.00
$10,000.00	$785,000.00	$0.00	$0.00	$0.00	$9,000.00	$20,000.00
-$4,496	$180,581	-$119,601	$202,926	$298,896	-$1,058	$1,579

ESU 2210	**SPED School Age 3120**	**SPED 3125**	Homestead	Prop Tax Credit 3131	hal 3135	Pro rate 3180
$1,000.00						
					$7,942.00	$2,467.00
$165.00	$119,975.00					
	$119,976.00					$2,512.00
	$118,287.00			$149,448.00		
$16,957.00	$119,601.00		$33,821.00			
	$118,677.00		$33,821.00			$11,355.00
	$240,253.00	($119,601.00)	$33,821.00	$149,448.00		
$5,503.00	$128,812.00		$33,821.00			
($18,121.00)			$33,821.00			$5,245.00
			$33,821.00			
$5,504.00	$965,581.00	($119,601.00)	$202,926.00	$298,896.00	$7,942.00	$21,579.00
$10,000.00	$785,000.00	$0.00	$0.00	$0.00	$9,000.00	$20,000.00
-$4,496	$180,581	-$119,601	$202,926	$298,896	-$1,058	$1,579

ESU 2210	**SPED School Age 3120**	**SPED 3125**	Homestead	Prop Tax Credit 3131	hal 3135	Pro rate 3180
$1,000.00						
					$7,942.00	$2,467.00
$165.00	$119,975.00					
	$119,976.00					$2,512.00
	$118,287.00			$149,448.00		
$16,957.00	$119,601.00		$33,821.00			
	$118,677.00		$33,821.00			$11,355.00
	$240,253.00	($119,601.00)	$33,821.00	$149,448.00		
$5,503.00	$128,812.00		$33,821.00			
($18,121.00)			$33,821.00			$5,245.00
			$33,821.00			
$5,504.00	$965,581.00	($119,601.00)	$202,926.00	$298,896.00	$7,942.00	$21,579.00
$10,000.00	$785,000.00	$0.00	$0.00	$0.00	$9,000.00	$20,000.00
-$4,496	$180,581	-$119,601	$202,926	$298,896	-$1,058	$1,579

ESU 2210	**SPED School Age 3120**	**SPED 3125**	Homestead	Prop Tax Credit 3131	hal 3135	Pro rate 3180
$1,000.00						
					$7,942.00	$2,467.00
$165.00	$119,975.00					
	$119,976.00					$2,512.00
	$118,287.00			$149,448.00		
$16,957.00	$119,601.00		$33,821.00			
	$118,677.00		$33,821.00			$11,355.00
	$240,253.00	($119,601.00)	$33,821.00	$149,448.00		
$5,503.00	$128,812.00		$33,821.00			
($18,121.00)			$33,821.00			$5,245.00
			$33,821.00			
$5,504.00	$965,581.00	($119,601.00)	$202,926.00	$298,896.00	$7,942.00	$21,579.00

$10,000.00	$785,000.00	$0.00	$0.00	$0.00	$9,000.00	$20,000.00
-$4,496	$180,581	-$119,601	$202,926	$298,896	-$1,058	$1,579

ESU 2210	**SPED School Age 3120**	**SPED 3125**	Homestead	Prop Tax Credit 3131	hal 3135	Pro rate 3180
$1,000.00						
					$7,942.00	$2,467.00
$165.00	$119,975.00					

	$119,976.00					$2,512.00
	$118,287.00			$149,448.00		
$16,957.00	$119,601.00		$33,821.00			
	$118,677.00		$33,821.00			$11,355.00
	$240,253.00	($119,601.00)	$33,821.00	$149,448.00		
$5,503.00	$128,812.00		$33,821.00			
($18,121.00)			$33,821.00			$5,245.00
			$33,821.00			
$5,504.00	$965,581.00	($119,601.00)	$202,926.00	$298,896.00	$7,942.00	$21,579.00
$10,000.00	$785,000.00	$0.00	$0.00	$0.00	$9,000.00	$20,000.00
-$4,496	$180,581	-$119,601	$202,926	$298,896	-$1,058	$1,579

ESU 2210	**SPED School Age 3120**	**SPED 3125**	Homestead	Prop Tax Credit 3131	hal 3135	Pro rate 3180
$1,000.00						
					$7,942.00	$2,467.00
$165.00	$119,975.00					
	$119,976.00					$2,512.00
	$118,287.00			$149,448.00		
$16,957.00	$119,601.00		$33,821.00			
	$118,677.00		$33,821.00			$11,355.00
	$240,253.00	($119,601.00)	$33,821.00	$149,448.00		
$5,503.00	$128,812.00		$33,821.00			
($18,121.00)			$33,821.00			$5,245.00
			$33,821.00			
$5,504.00	$965,581.00	($119,601.00)	$202,926.00	$298,896.00	$7,942.00	$21,579.00
$10,000.00	$785,000.00	$0.00	$0.00	$0.00	$9,000.00	$20,000.00
-$4,496	$180,581	-$119,601	$202,926	$298,896	-$1,058	$1,579

Apportion 3200	In Lieu 3300	St. Cat. 3500	Distance Ed. 3511	Childhood	Other State3990	Title I 4200
			$8,000.00			
						$93,352.00
$132,660.00						
	$3,821.00			$7,381.00		
	$174,744.00					$96,573.00
$132,660.00	$178,565.00	$0.00	$8,000.00		$0.00	$189,925.00
$140,000.00	$5,000.00	$2,000.00	$0.00		$0.00	$125,000.00
-$7,340	$173,565	-$2,000	$8,000			$64,925

Apportion 3200	In Lieu 3300	St. Cat. 3500	Distance Ed. 3511	Childhood	Other State3990	Title I 4200
			$1,000.00			$22,314.00
		$7,525.00				
$135,165.00						
	$2,919.00					$89,677.00
	$173,856.00					
$135,165.00	$176,775.00	$7,525.00	$1,000.00		$0.00	$111,991.00
$140,000.00	$5,000.00	$2,000.00	$0.00		$0.00	$125,000.00
-$4,835	$171,775	$5,525	$1,000			-$13,009

Apportion 3200	In Lieu 3300	St. Cat. 3500	Distance Ed. 3511	Childhood	Other State3990	Title I 4200
			$1,000.00			$22,314.00
		$7,525.00				
$135,165.00						
	$2,919.00					$89,677.00
	$173,856.00					
$135,165.00	$176,775.00	$7,525.00	$1,000.00		$0.00	$111,991.00
$140,000.00	$5,000.00	$2,000.00	$0.00		$0.00	$125,000.00

-$4,835	$171,775	$5,525	$1,000			-$13,009

Apportion 3200	In Lieu 3300	St. Cat. 3500	Distance Ed. 3511	Childhood	Other State3990	Title I 4200
			$1,000.00			$22,314.00
		$7,525.00				

$135,165.00						
	$2,919.00					$89,677.00
	$173,856.00					
$135,165.00	$176,775.00	$7,525.00	$1,000.00		$0.00	$111,991.00
$140,000.00	$5,000.00	$2,000.00	$0.00		$0.00	$125,000.00
-$4,835	$171,775	$5,525	$1,000			-$13,009

Apportion 3200	In Lieu 3300	St. Cat. 3500	Distance Ed. 3511	Childhood	Other State3990	Title I 4200
			$1,000.00			$22,314.00
		$7,525.00				
$135,165.00						
	$2,919.00					$89,677.00
	$173,856.00					
$135,165.00	$176,775.00	$7,525.00	$1,000.00		$0.00	$111,991.00
$140,000.00	$5,000.00	$2,000.00	$0.00		$0.00	$125,000.00
-$4,835	$171,775	$5,525	$1,000			-$13,009

Apportion 3200	In Lieu 3300	St. Cat. 3500	Distance Ed. 3511	Childhood	Other State3990	Title I 4200
			$1,000.00			$22,314.00
		$7,525.00				
$135,165.00						
	$2,919.00					$89,677.00
	$173,856.00					
$135,165.00	$176,775.00	$7,525.00	$1,000.00		$0.00	$111,991.00
$140,000.00	$5,000.00	$2,000.00	$0.00		$0.00	$125,000.00
-$4,835	$171,775	$5,525	$1,000			-$13,009

Apportion 3200	In Lieu 3300	St. Cat. 3500	Distance Ed. 3511	Childhood	Other State3990	Title I 4200
			$1,000.00			$22,314.00
		$7,525.00				
$135,165.00						
	$2,919.00					$89,677.00
	$173,856.00					
$135,165.00	$176,775.00	$7,525.00	$1,000.00		$0.00	$111,991.00
$140,000.00	$5,000.00	$2,000.00	$0.00		$0.00	$125,000.00
-$4,835	$171,775	$5,525	$1,000			-$13,009

Apportion 3200	In Lieu 3300	St. Cat. 3500	Distance Ed. 3511	Childhood	Other State3990	Title I 4200
			$1,000.00			$22,314.00
		$7,525.00				
$135,165.00						
	$2,919.00					$89,677.00
	$173,856.00					
$135,165.00	$176,775.00	$7,525.00	$1,000.00		$0.00	$111,991.00

$140,000.00	$5,000.00	$2,000.00	$0.00		$0.00	$125,000.00
-$4,835	$171,775	$5,525	$1,000			-$13,009

Apportion 3200	In Lieu 3300	St. Cat. 3500	Distance Ed. 3511	Childhood	Other State3990	Title I 4200
			$1,000.00			$22,314.00

		$7,525.00				
$135,165.00						
	$2,919.00					$89,677.00
	$173,856.00					
$135,165.00	$176,775.00	$7,525.00	$1,000.00		$0.00	$111,991.00
$140,000.00	$5,000.00	$2,000.00	$0.00		$0.00	$125,000.00
-$4,835	$171,775	$5,525	$1,000			-$13,009

Apportion 3200	In Lieu 3300	St. Cat. 3500	Distance Ed. 3511	Childhood	Other State3990	Title I 4200
			$1,000.00			$22,314.00
		$7,525.00				
$135,165.00						
	$2,919.00					$89,677.00
	$173,856.00					
$135,165.00	$176,775.00	$7,525.00	$1,000.00		$0.00	$111,991.00
$140,000.00	$5,000.00	$2,000.00	$0.00		$0.00	$125,000.00
-$4,835	$171,775	$5,525	$1,000			-$13,009

Title I Acct. 4210	TITLE II A 4310	TITLE V 4320	IDEA Base 4404-4406	IDEA 4410	4411	4415
	$19,222.00					
						$22,500.00
				$3,280.00		
	$21,001.00		$62,055.00			
					$4,256.00	
$0.00	$40,223.00	$0.00	$62,055.00	$3,280.00	$4,256.00	
$0.00	$100,000.00		$200,000.00	$0.00	$0.00	
$0	-$59,777	$0	-$137,945	$3,280	$4,256	

Title I Acct. 4210	TITLE II A 4310	TITLE V 4320	IDEA Base 4404-4406	IDEA 4410	4411	4415
	$3,139.00			$12,917.00		
	$2,609.00					
	$22,182.00					
			$76,685.00	$116,041.00		
			$28,965.00		$8,723.00	
			$906.00			
$0.00	$27,930.00	$0.00	$106,556.00	$128,958.00	$8,723.00	
$0.00	$100,000.00		$200,000.00	$0.00	$0.00	
$0	-$72,070	$0	-$93,444	$128,958	$8,723	

Title I Acct. 4210	TITLE II A 4310	TITLE V 4320	IDEA Base 4404-4406	IDEA 4410	4411	4415
	$3,139.00			$12,917.00		
	$2,609.00					
	$22,182.00					
			$76,685.00	$116,041.00		
			$28,965.00		$8,723.00	
			$906.00			
$0.00	$27,930.00	$0.00	$106,556.00	$128,958.00	$8,723.00	
$0.00	$100,000.00		$200,000.00	$0.00	$0.00	

$0	-$72,070	$0	-$93,444	$128,958	$8,723	

Title I Acct. 4210	TITLE II A 4310	TITLE V 4320	IDEA Base 4404-4406	IDEA 4410	4411	4415
	$3,139.00			$12,917.00		
	$2,609.00					

	$22,182.00					
			$76,685.00	$116,041.00		
			$28,965.00		$8,723.00	
			$906.00			
$0.00	$27,930.00	$0.00	$106,556.00	$128,958.00	$8,723.00	
$0.00	$100,000.00		$200,000.00	$0.00	$0.00	
$0	-$72,070	$0	-$93,444	$128,958	$8,723	

Title I Acct. 4210	TITLE II A 4310	TITLE V 4320	IDEA Base 4404-4406	IDEA 4410	4411	4415
	$3,139.00			$12,917.00		
	$2,609.00					
	$22,182.00					
			$76,685.00	$116,041.00		
			$28,965.00		$8,723.00	
			$906.00			
$0.00	$27,930.00	$0.00	$106,556.00	$128,958.00	$8,723.00	
$0.00	$100,000.00		$200,000.00	$0.00	$0.00	
$0	-$72,070	$0	-$93,444	$128,958	$8,723	

Title I Acct. 4210	TITLE II A 4310	TITLE V 4320	IDEA Base 4404-4406	IDEA 4410	4411	4415
	$3,139.00			$12,917.00		
	$2,609.00					
	$22,182.00					
			$76,685.00	$116,041.00		
			$28,965.00		$8,723.00	
			$906.00			
$0.00	$27,930.00	$0.00	$106,556.00	$128,958.00	$8,723.00	
$0.00	$100,000.00		$200,000.00	$0.00	$0.00	
$0	-$72,070	$0	-$93,444	$128,958	$8,723	

Title I Acct. 4210	TITLE II A 4310	TITLE V 4320	IDEA Base 4404-4406	IDEA 4410	4411	4415
	$3,139.00			$12,917.00		
	$2,609.00					
	$22,182.00					
			$76,685.00	$116,041.00		
			$28,965.00		$8,723.00	
			$906.00			
$0.00	$27,930.00	$0.00	$106,556.00	$128,958.00	$8,723.00	
$0.00	$100,000.00		$200,000.00	$0.00	$0.00	
$0	-$72,070	$0	-$93,444	$128,958	$8,723	

Title I Acct. 4210	TITLE II A 4310	TITLE V 4320	IDEA Base 4404-4406	IDEA 4410	4411	4415
	$3,139.00			$12,917.00		
	$2,609.00					
	$22,182.00					
			$76,685.00	$116,041.00		
			$28,965.00		$8,723.00	
			$906.00			
$0.00	$27,930.00	$0.00	$106,556.00	$128,958.00	$8,723.00	

$0.00	$100,000.00		$200,000.00	$0.00	$0.00	
$0	-$72,070	$0	-$93,444	$128,958	$8,723	

Title I Acct. 4210	TITLE II A 4310	TITLE V 4320	IDEA Base 4404-4406	IDEA 4410	4411	4415
	$3,139.00			$12,917.00		
	$2,609.00					

	$22,182.00					
			$76,685.00	$116,041.00		
			$28,965.00		$8,723.00	
			$906.00			
$0.00	$27,930.00	$0.00	$106,556.00	$128,958.00	$8,723.00	
$0.00	$100,000.00		$200,000.00	$0.00	$0.00	
$0	-$72,070	$0	-$93,444	$128,958	$8,723	

Title I Acct. 4210	TITLE II A 4310	TITLE V 4320	IDEA Base 4404-4406	IDEA 4410	4411	4415
	$3,139.00			$12,917.00		
	$2,609.00					
	$22,182.00					
			$76,685.00	$116,041.00		
			$28,965.00		$8,723.00	
			$906.00			
$0.00	$27,930.00	$0.00	$106,556.00	$128,958.00	$8,723.00	
$0.00	$100,000.00		$200,000.00	$0.00	$0.00	
$0	-$72,070	$0	-$93,444	$128,958	$8,723	

Medicaid 4450	Mecca 4455	Fed Stab 4599/4580	ARRA 4610	ARRA 4611	Perkins 4700	ARRA Title 4810
$465.00						
$820.00						
$2,137.00	$5,613.00					
$1,091.00						
$9,099.00						
$721.00						
$767.00						
$15,100.00	$5,613.00	$0.00	$0.00	$0.00	$0.00	$0.00
$1,000.00	$50,000.00	$0.00	$0.00	$0.00	$5,000.00	$0.00
$14,100	-$44,387	$0	$0	$0	-$5,000	$0

Medicaid 4450	Mecca 4455	Fed Stab 4599/4580	ARRA 4610	ARRA 4611	Perkins 4700	ARRA Title 4810
$56.00		$500.00				
$18.00						
$869.00						
		$12,261.00				
$156.00	$8,636.00					
$1,315.00						
$1,784.00	$7,677.00					
$427.00						
$1,764.00						
	$6,629.00					
$577.00	$6,584.00					
$6,966.00	$29,526.00	$12,761.00	$0.00	$0.00	$0.00	$0.00
$1,000.00	$50,000.00	$0.00	$0.00	$0.00	$5,000.00	$0.00
$5,966	-$20,474	$12,761	$0	$0	-$5,000	$0

Medicaid 4450	Mecca 4455	Fed Stab 4599/4580	ARRA 4610	ARRA 4611	Perkins 4700	ARRA Title 4810
$56.00		$500.00				
$18.00						
$869.00						
		$12,261.00				
$156.00	$8,636.00					
$1,315.00						
$1,784.00	$7,677.00					
$427.00						
$1,764.00						
	$6,629.00					
$577.00	$6,584.00					
$6,966.00	$29,526.00	$12,761.00	$0.00	$0.00	$0.00	$0.00
$1,000.00	$50,000.00	$0.00	$0.00	$0.00	$5,000.00	$0.00

$5,966	-$20,474	$12,761	$0	$0	-$5,000	$0

Medicaid 4450	Mecca 4455	Fed Stab 4599/4580	ARRA 4610	ARRA 4611	Perkins 4700	ARRA Title 4810
$56.00		$500.00				
$18.00						
$869.00						
		$12,261.00				
$156.00	$8,636.00					

$1,315.00						
$1,784.00	$7,677.00					
$427.00						
$1,764.00						
	$6,629.00					
$577.00	$6,584.00					
$6,966.00	$29,526.00	$12,761.00	$0.00	$0.00	$0.00	$0.00
$1,000.00	$50,000.00	$0.00	$0.00	$0.00	$5,000.00	$0.00
$5,966	-$20,474	$12,761	$0	$0	-$5,000	$0

Medicaid 4450	Mecca 4455	Fed Stab 4599/4580	ARRA 4610	ARRA 4611	Perkins 4700	ARRA Title 4810
$56.00		$500.00				
$18.00						
$869.00						
		$12,261.00				
$156.00	$8,636.00					
$1,315.00						
$1,784.00	$7,677.00					
$427.00						
$1,764.00						
	$6,629.00					
$577.00	$6,584.00					
$6,966.00	$29,526.00	$12,761.00	$0.00	$0.00	$0.00	$0.00
$1,000.00	$50,000.00	$0.00	$0.00	$0.00	$5,000.00	$0.00
$5,966	-$20,474	$12,761	$0	$0	-$5,000	$0

Medicaid 4450	Mecca 4455	Fed Stab 4599/4580	ARRA 4610	ARRA 4611	Perkins 4700	ARRA Title 4810
$56.00		$500.00				
$18.00						
$869.00						
		$12,261.00				
$156.00	$8,636.00					
$1,315.00						
$1,784.00	$7,677.00					
$427.00						
$1,764.00						
	$6,629.00					
$577.00	$6,584.00					
$6,966.00	$29,526.00	$12,761.00	$0.00	$0.00	$0.00	$0.00
$1,000.00	$50,000.00	$0.00	$0.00	$0.00	$5,000.00	$0.00
$5,966	-$20,474	$12,761	$0	$0	-$5,000	$0

Medicaid 4450	Mecca 4455	Fed Stab 4599/4580	ARRA 4610	ARRA 4611	Perkins 4700	ARRA Title 4810
$56.00		$500.00				
$18.00						
$869.00						
		$12,261.00				
$156.00	$8,636.00					
$1,315.00						
$1,784.00	$7,677.00					
$427.00						
$1,764.00						
	$6,629.00					
$577.00	$6,584.00					
$6,966.00	$29,526.00	$12,761.00	$0.00	$0.00	$0.00	$0.00
$1,000.00	$50,000.00	$0.00	$0.00	$0.00	$5,000.00	$0.00
$5,966	-$20,474	$12,761	$0	$0	-$5,000	$0

Medicaid 4450	Mecca 4455	Fed Stab 4599/4580	ARRA 4610	ARRA 4611	Perkins 4700	ARRA Title 4810
$56.00		$500.00				
$18.00						
$869.00						
		$12,261.00				
$156.00	$8,636.00					
$1,315.00						
$1,784.00	$7,677.00					
$427.00						
$1,764.00						
	$6,629.00					
$577.00	$6,584.00					
$6,966.00	$29,526.00	$12,761.00	$0.00	$0.00	$0.00	$0.00

$1,000.00	$50,000.00	$0.00	$0.00	$0.00	$5,000.00	$0.00
$5,966	-$20,474	$12,761	$0	$0	-$5,000	$0

Medicaid 4450	Mecca 4455	Fed Stab 4599/4580	ARRA 4610	ARRA 4611	Perkins 4700	ARRA Title 4810
$56.00		$500.00				
$18.00						
$869.00						
		$12,261.00				

$156.00	$8,636.00					
$1,315.00						
$1,784.00	$7,677.00					
$427.00						
$1,764.00						
	$6,629.00					
$577.00	$6,584.00					
$6,966.00	$29,526.00	$12,761.00	$0.00	$0.00	$0.00	$0.00
$1,000.00	$50,000.00	$0.00	$0.00	$0.00	$5,000.00	$0.00
$5,966	-$20,474	$12,761	$0	$0	-$5,000	$0

Medicaid 4450	Mecca 4455	Fed Stab 4599/4580	ARRA 4610	ARRA 4611	Perkins 4700	ARRA Title 4810
$56.00		$500.00				
$18.00						
$869.00						
		$12,261.00				
$156.00	$8,636.00					
$1,315.00						
$1,784.00	$7,677.00					
$427.00						
$1,764.00						
	$6,629.00					
$577.00	$6,584.00					
$6,966.00	$29,526.00	$12,761.00	$0.00	$0.00	$0.00	$0.00
$1,000.00	$50,000.00	$0.00	$0.00	$0.00	$5,000.00	$0.00
$5,966	-$20,474	$12,761	$0	$0	-$5,000	$0

Erate 4850	4,910	4,968	ESU 4990	4991	Categorical 4995	Insurance 5300
					$4,947.00	
					$90.00	
$2,508.00		$30,506.00				
					$3,196.00	
			$1,540.00		$8,496.00	$17,151.00
		$19,264.00			$2,021.00	
					$300.00	
						$2,475.00
					$292.00	
$2,508.00			$1,540.00	$0.00	$19,342.00	$19,626.00
$0.00	$45,000.00		$35,000.00			$1,000.00
$2,508			-$33,460			$18,626

Erate 4850	4,910	4,968	ESU 4990	4991	Categorical 4995	Insurance 5300
			$560.00			
	$4,129.00	$26,006.00		$21,116.00	$3,422.00	
$3,091.00		$13,832.00			$1,983.00	
			$6,360.00			
			$250.00			
$3,091.00			$7,170.00	$21,116.00	$5,405.00	$0.00
$0.00	$45,000.00		$35,000.00			$1,000.00
$3,091			-$27,830			-$1,000

Erate 4850	4,910	4,968	ESU 4990	4991	Categorical 4995	Insurance 5300
			$560.00			
	$4,129.00	$26,006.00		$21,116.00	$3,422.00	
$3,091.00		$13,832.00			$1,983.00	
			$6,360.00			
			$250.00			
$3,091.00			$7,170.00	$21,116.00	$5,405.00	$0.00
$0.00	$45,000.00		$35,000.00			$1,000.00

$3,091			-$27,830			-$1,000

Erate 4850	4,910	4,968	ESU 4990	4991	Categorical 4995	Insurance 5300
			$560.00			

	$4,129.00	$26,006.00		$21,116.00	$3,422.00	
$3,091.00		$13,832.00			$1,983.00	
			$6,360.00			
			$250.00			
$3,091.00			$7,170.00	$21,116.00	$5,405.00	$0.00
$0.00	$45,000.00		$35,000.00			$1,000.00
$3,091			-$27,830			-$1,000

Erate 4850	4,910	4,968	ESU 4990	4991	Categorical 4995	Insurance 5300
			$560.00			
	$4,129.00	$26,006.00		$21,116.00	$3,422.00	
$3,091.00		$13,832.00			$1,983.00	
			$6,360.00			
			$250.00			
$3,091.00			$7,170.00	$21,116.00	$5,405.00	$0.00
$0.00	$45,000.00		$35,000.00			$1,000.00
$3,091			-$27,830			-$1,000

Erate 4850	4,910	4,968	ESU 4990	4991	Categorical 4995	Insurance 5300
			$560.00			
	$4,129.00	$26,006.00		$21,116.00	$3,422.00	
$3,091.00		$13,832.00			$1,983.00	
			$6,360.00			
			$250.00			
$3,091.00			$7,170.00	$21,116.00	$5,405.00	$0.00
$0.00	$45,000.00		$35,000.00			$1,000.00
$3,091			-$27,830			-$1,000

Erate 4850	4,910	4,968	ESU 4990	4991	Categorical 4995	Insurance 5300
			$560.00			
	$4,129.00	$26,006.00		$21,116.00	$3,422.00	
$3,091.00		$13,832.00			$1,983.00	
			$6,360.00			
			$250.00			
$3,091.00			$7,170.00	$21,116.00	$5,405.00	$0.00
$0.00	$45,000.00		$35,000.00			$1,000.00
$3,091			-$27,830			-$1,000

Erate 4850	4,910	4,968	ESU 4990	4991	Categorical 4995	Insurance 5300
			$560.00			
	$4,129.00	$26,006.00		$21,116.00	$3,422.00	
$3,091.00		$13,832.00			$1,983.00	
			$6,360.00			
			$250.00			
$3,091.00			$7,170.00	$21,116.00	$5,405.00	$0.00

$0.00	$45,000.00		$35,000.00			$1,000.00
$3,091			-$27,830			-$1,000

Erate 4850	**4,910**	**4,968**	**ESU 4990**	**4991**	**Categorical 4995**	**Insurance 5300**

			$560.00			
	$4,129.00	$26,006.00		$21,116.00	$3,422.00	
$3,091.00		$13,832.00			$1,983.00	
			$6,360.00			
			$250.00			
$3,091.00			$7,170.00	$21,116.00	$5,405.00	$0.00
$0.00	$45,000.00		$35,000.00			$1,000.00
$3,091			-$27,830			-$1,000

Erate 4850	4,910	4,968	ESU 4990	4991	Categorical 4995	Insurance 5300
			$560.00			
	$4,129.00	$26,006.00		$21,116.00	$3,422.00	
$3,091.00		$13,832.00			$1,983.00	
			$6,360.00			
			$250.00			
$3,091.00			$7,170.00	$21,116.00	$5,405.00	$0.00
$0.00	$45,000.00		$35,000.00			$1,000.00
$3,091			-$27,830			-$1,000

Sale of prop 5400	**5500**	**Miscell.**	non rev 5690	lit lrnr	transfer in	GED
$8,690.00			$3,647.00			
$19,631.00			$1,401.00			
$1,500.00						
$260.00			$334.00			
$2,200.00	$2,070.00		$6,029.00			
			$1,506.00			
$1,580.00			$4,373.00			
			$1,112.00			
$33,861.00	$2,070.00	$0.00	$18,402.00	$0.00	$0.00	$0.00
$1,000.00			$20,000.00			
$32,861	$2,070	$0	-$1,598	$0	$0	$0

Sale of prop 5400	**5500**	**Miscell.**	non rev 5690	lit lrnr	transfer in	GED
			$534.00			
			$75.00			
			$10,695.00			
			$1,567.00			
			$8,692.00			
			$415.00			
			$50.00			
			$4,720.00			
$5,360.00			$214.00			
$32,693.00			$4,033.00			
$38,053.00	$0.00	$0.00	$30,995.00	$0.00	$0.00	$0.00
$1,000.00			$20,000.00			
$37,053	$0	$0	$10,995	$0	$0	$0

Sale of prop 5400	**5500**	**Miscell.**	non rev 5690	lit lrnr	transfer in	GED
			$534.00			
			$75.00			
			$10,695.00			
			$1,567.00			
			$8,692.00			
			$415.00			
			$50.00			
			$4,720.00			
$5,360.00			$214.00			
$32,693.00			$4,033.00			
$38,053.00	$0.00	$0.00	$30,995.00	$0.00	$0.00	$0.00
$1,000.00			$20,000.00			

$37,053	$0	$0	$10,995	$0	$0	$0

Sale of prop 5400	**5500**	**Miscell.**	non rev 5690	lit lrnr	transfer in	GED
			$534.00			
			$75.00			
			$10,695.00			
			$1,567.00			
			$8,692.00			

			$415.00			
			$50.00			
			$4,720.00			
$5,360.00			$214.00			
$32,693.00			$4,033.00			
$38,053.00	$0.00	$0.00	$30,995.00	$0.00	$0.00	$0.00
$1,000.00			$20,000.00			
$37,053	$0	$0	$10,995	$0	$0	$0

Sale of prop 5400	**5500**	**Miscell.**	non rev 5690	lit lrnr	transfer in	GED
			$534.00			
			$75.00			
			$10,695.00			
			$1,567.00			
			$8,692.00			
			$415.00			
			$50.00			
			$4,720.00			
$5,360.00			$214.00			
$32,693.00			$4,033.00			
$38,053.00	$0.00	$0.00	$30,995.00	$0.00	$0.00	$0.00
$1,000.00			$20,000.00			
$37,053	$0	$0	$10,995	$0	$0	$0

Sale of prop 5400	**5500**	**Miscell.**	non rev 5690	lit lrnr	transfer in	GED
			$534.00			
			$75.00			
			$10,695.00			
			$1,567.00			
			$8,692.00			
			$415.00			
			$50.00			
			$4,720.00			
$5,360.00			$214.00			
$32,693.00			$4,033.00			
$38,053.00	$0.00	$0.00	$30,995.00	$0.00	$0.00	$0.00
$1,000.00			$20,000.00			
$37,053	$0	$0	$10,995	$0	$0	$0

Sale of prop 5400	**5500**	**Miscell.**	non rev 5690	lit lrnr	transfer in	GED
			$534.00			
			$75.00			
			$10,695.00			
			$1,567.00			
			$8,692.00			
			$415.00			
			$50.00			
			$4,720.00			
$5,360.00			$214.00			
$32,693.00			$4,033.00			
$38,053.00	$0.00	$0.00	$30,995.00	$0.00	$0.00	$0.00
$1,000.00			$20,000.00			
$37,053	$0	$0	$10,995	$0	$0	$0

Sale of prop 5400	**5500**	**Miscell.**	non rev 5690	lit lrnr	transfer in	GED
			$534.00			
			$75.00			
			$10,695.00			
			$1,567.00			
			$8,692.00			
			$415.00			
			$50.00			
			$4,720.00			
$5,360.00			$214.00			
$32,693.00			$4,033.00			
$38,053.00	$0.00	$0.00	$30,995.00	$0.00	$0.00	$0.00

$1,000.00			$20,000.00			
$37,053	$0	$0	$10,995	$0	$0	$0

Sale of prop 5400	**5500**	**Miscell.**	non rev 5690	lit lrnr	transfer in	GED
			$534.00			
			$75.00			
			$10,695.00			
			$1,567.00			

			$8,692.00			
			$415.00			
			$50.00			
			$4,720.00			
$5,360.00			$214.00			
$32,693.00			$4,033.00			
$38,053.00	$0.00	$0.00	$30,995.00	$0.00	$0.00	$0.00
$1,000.00			$20,000.00			
$37,053	$0	$0	$10,995	$0	$0	$0

Sale of prop 5400	**5500**	**Miscell.**	non rev 5690	lit lrnr	transfer in	GED
			$534.00			
			$75.00			
			$10,695.00			
			$1,567.00			
			$8,692.00			
			$415.00			
			$50.00			
			$4,720.00			
$5,360.00			$214.00			
$32,693.00			$4,033.00			
$38,053.00	$0.00	$0.00	$30,995.00	$0.00	$0.00	$0.00
$1,000.00			$20,000.00			
$37,053	$0	$0	$10,995	$0	$0	$0

grant 9000
$886.00
$263.00
$20,000.00
$69.00
$210.00
$1,188.00
$22,616.00
$22,616

grant 9000
$327.00
$563.00
$9,955.00
$250.00
$31.00
$760.00
$11,886.00
$11,886

grant 9000
$327.00
$563.00
$9,955.00
$250.00
$31.00
$760.00
$11,886.00

$11,886

grant 9000
$327.00
$563.00
$9,955.00

$250.00
$31.00
$760.00
$11,886.00
$11,886

grant 9000
$327.00
$563.00
$9,955.00
$250.00
$31.00
$760.00
$11,886.00
$11,886

grant 9000
$327.00
$563.00
$9,955.00
$250.00
$31.00
$760.00
$11,886.00
$11,886

grant 9000
$327.00
$563.00
$9,955.00
$250.00
$31.00
$760.00
$11,886.00
$11,886

grant 9000
$327.00
$563.00
$9,955.00
$250.00
$31.00
$760.00
$11,886.00

$11,886

grant 9000
$327.00
$563.00
$9,955.00

$250.00
$31.00
$760.00
$11,886.00
$11,886

grant 9000
$327.00
$563.00
$9,955.00
$250.00
$31.00
$760.00
$11,886.00
$11,886

Washing Your Hands

hands

Lisa Poff, Election Commissioner
Angie Hilton, Chief Deputy
1512 Central Ave, Rm 245
Po Box 1270
Kearney NE 68848-1270

Email: lpoff@buffalocounty.ne.gov
Email: ahilton@buffalocounty.ne.gov
PH. 308-236-1233 Fax 308-236-1868
Website: www.buffalocounty.ne.gov

Dear Political Subdivision, November 7th, 2025

Attached you will find the certification form that needs to be completed for your subdivision. This form needs to be back at the Election Commissioner's office by January 5th, 2026. This certification tells our office how many positions within your subdivision are up for election in 2026 and other information our office needs for the election cycle. Attached you will also find a map with our precincts on them. You will need to use the precincts on these maps to describe your boundaries on the certification along with the legal descriptions and a map of your subdivisions per State Statute 32-404(5). This is not optional; it's required by statute that the written description of your jurisdiction and a map be provided.

At the bottom of the certification form, you will find the filing deadlines for your board members. An incumbent is any current office holder who was elected or appointed to an elective office and a non-incumbent is someone who is not currently holding an elective office. January 5th, 2026 is the earliest date our office can accept a filing from any candidate. The filing forms will be available around the 1st of December 2025.

Enclosed you will also find the Nebraska State Statute, 32-608, about filing fees. This may help clear up some confusion on who has to pay, how much and where to pay the filing fee.

Please contact me if you have any questions or concerns.

Respectfully,

Lisa Poff
Buffalo County
Election Commissioner

32-404. Political subdivisions; elections; how held; notice of filing deadlines; certifications required; forms; maps and additional information.

(1) When any political subdivision holds an election in conjunction with the statewide primary or general election, the election shall be held as provided in the Election Act. Any other election held by a political subdivision shall be held as provided in the act unless otherwise provided by the charter, code, or bylaws of the political subdivision.

(2) No later than December 1 of each odd-numbered year, the Secretary of State, election commissioner, or county clerk shall give notice to each political subdivision of the filing deadlines for the statewide primary election. No later than January 5 of each even-numbered year, the governing board of each political subdivision which will hold an election in conjunction with a statewide primary election shall certify to the Secretary of State, the election commissioner, or the county clerk the name of the subdivision, the number of officers to be elected, the length of the terms of office, the vacancies to be filled by election and length of remaining term, and the number of votes to be cast by a registered voter for each office.

(3) No later than June 15 of each even-numbered year, the governing board of each reclamation district, county weed district, village, county under township organization, public power district receiving annual gross revenue of less than forty million dollars, or educational service unit which will hold an election in conjunction with a statewide general election shall certify to the Secretary of State, the election commissioner, or the county clerk the name of the subdivision, the number of officers to be elected, the length of the terms of office, the vacancies to be filled by election and length of remaining term, and the number of votes to be cast by a registered voter for each office.

(4) The Secretary of State shall prescribe the forms to be used for certification to him or her, and the election commissioner or county clerk shall prescribe the forms to be used for certification to him or her.

(5) Each city, village, township, school district, public power district, sanitary and improvement district, metropolitan utilities district, fire protection district, natural resources district, regional metropolitan transit authority, community college area, learning community coordinating council, educational service unit, hospital district, reclamation district, library board, and airport authority shall furnish to the Secretary of State and election commissioner or county clerk any maps and additional information which the Secretary of State and election commissioner or county clerk may require in the proper performance of their duties in the conduct of elections and certification of results.

Source: Laws 1994, LB 76, § 96; Laws 1997, LB 764, § 46; Laws 2004, LB 927, § 1; Laws 2017, LB451, § 6; Laws 2021, LB285, § 7; Laws 2024, LB287, § 18.

32-608. Filing fees; payment; amount; not required; when; refund; when allowed.

(1) Except as provided in subsection (4) or (5) of this section, a filing fee shall be paid by or on behalf of each candidate prior to filing for office. For candidates who file in the office of the Secretary of State as provided in subdivision (2)(a) of section 32-607, the filing fee shall be paid to the Secretary of State who shall remit the fee to the State Treasurer for credit to the Election Administration Fund. For candidates for any city or village office, the filing fee shall be paid to the city or village treasurer of the city or village in which the candidate resides. For candidates who file in the office of the election commissioner or county clerk, the filing fee shall be paid to the election commissioner or county clerk in the county in which the office is sought. The election commissioner or county clerk shall remit the fee to the county treasurer. The fee shall be placed in the general fund of the county, city, or village. No candidate filing forms shall be filed until the proper payment or the proper receipt showing the payment of such filing fee is presented to the filing officer. On the day of the filing deadline, the city or village treasurer's office shall remain open to receive filing fees until the hour of the filing deadline.

(2) Except as provided in subsection (4) or (5) of this section, the filing fees shall be as follows:

(a) For the office of United States Senator, state officers, including members of the Legislature, Representatives in Congress, county officers, and city or village officers, except the mayor or council members of cities having a home rule charter, a sum equal to one percent of the annual salary as of November 30 of the year preceding the election for the office for which he or she files as a candidate;

(b) For directors of public power and irrigation districts in districts receiving annual gross revenue of forty million dollars or more, twenty-five dollars, and in districts receiving annual gross revenue of less than forty million dollars, ten dollars;

(c) For directors of reclamation districts, ten dollars; and

(d) For Regents of the University of Nebraska, members of the State Board of Education, and directors of metropolitan utilities districts, twenty-five dollars.

(3) All declared write-in candidates shall pay the filing fees that are required for the office at the time that they present the write-in affidavit to the filing officer.

(4) No filing fee shall be required for any candidate filing for an office in which a per diem is paid rather than a salary or for which there is a salary of less than five hundred dollars per year. No filing fee shall be required for any candidate for membership on a school board, on the board of an educational service unit, on the board of governors of a community college area, on the board of directors of a natural resources district, or on the board of trustees of a sanitary and improvement district.

(5) No filing fee shall be required of any candidate completing an affidavit requesting to file for elective office in forma pauperis. A pauper shall mean a person whose income and other resources for maintenance are found under assistance standards to be insufficient for meeting the cost of his or her requirements and whose reserve of cash or other available resources does not exceed the maximum available resources that an eligible individual may own. Available resources shall include every type of property or interest in property that an individual owns and may convert into cash except:

(a) Real property used as a home;

(b) Household goods of a moderate value used in the home; and

(c) Assets to a maximum value of three thousand dollars used by a recipient in a planned effort directed towards self-support.

(6) If any candidate dies prior to an election, the spouse of the candidate may file a claim for refund of the filing fee with the proper governing body prior to the date of the election. Upon approval of the claim by the proper governing body, the filing fee shall be refunded.

Source: Laws 1994, LB 76, § 176; Laws 1997, LB 764, § 56; Laws 1998, LB 896, § 9; Laws 1998, LB 1161, § 12; Laws 1999, LB 272, § 16; Laws 1999, LB 802, § 13; Laws 2003, LB 537, § 1; Laws 2004, LB 323, § 2; Laws 2014, LB946, § 12; Laws 2021, LB285, § 11; Laws 2024, LB287, § 29.

Annotations

Where no objection was made within three days after the nominating papers had been filed, the failure to present a county treasurer's receipt to the Secretary of State, as required by this section, did not invalidate the nomination. State ex rel. Maupin v. Amsberry, 104 Neb. 550, 178 N.W. 176 (1920).

CERTIFICATION

(Due in the Office of the Buffalo County Election Commissioner no later than January 5th, 2026)

Return to: Buffalo County Election Commissioner, PO Box 1270 Kearney NE 68848-1270

Pursuant to Neb. Rev. Stat. §32-404 (2), the governing board of each political subdivision which will hold an election in conjunction with a statewide election shall certify to the Election Commissioner the name of the subdivision, the number of officers to be elected, the length of the terms of office, the vacancies to be filled by election and length of remaining term, and the number of votes to be cast by a registered voter for each office. The certification must be completed in full. If you have any questions regarding the certification, do not hesitate to contact our office.

Subdivision Name	# of Vacancies	Election(s)	# to Vote for
[ ] School District _____	_____	Primary/General	_____
[ ] City of _____	_____	Primary/General	_____
[ ] Mayor of _____	_____	Primary/General	_____
[ ] County of _____	_____	Primary/General	_____
[ ] Village of _____	_____	General Only	_____
[ ] Other _____	_____	Primary/General	_____

Office to be elected	Term length	Present office holder's name	Indicate Salary or Per Diem & amount
_____	_____	_____	_____
_____	_____	_____	_____
_____	_____	_____	_____
_____	_____	_____	_____

How will Candidates be elected? ☐**By District OR** ☐**At Large** **Swear in Date**: _____

(Date)

(Signature of Certifying Officer/Title)

Entity Name _____ **Contact Person** _____

Email _____ **Phone** _____

Address, City, Zip _____

****32-404 December 1st Notice of Filing Deadlines****

Candidate Filing Starts	**January 5th, 2026**	
PRIMARY DEADLINES	**February 17th, 2026**	Incumbent (any current officeholder) Filing Deadline
	March 2nd, 2026	Nonincumbent (new filers) Filing Deadline
GENERAL DEADLINES	**July 15th, 2026**	Incumbent Filing Deadline for Villages, Townships, Reclamation District, Weed Boards, ESU, Public Powers grossing less than 40 million annually
	August 3rd, 2026	Last day for Non-incumbents to file for Villages, Townships, Reclamation District, Weed Boards, ESU, Public Powers grossing less than 40 million annually

CERTIFICATION

Neb. Rev. Stat. §32-608(4) No filing fee shall be required for any candidate filing for an office in which a per diem is paid rather than a salary or for which there is a salary of less than five hundred dollars per year. No filing fee shall be required for any candidate for membership on a school board, on the board of an educational service unit, on the board of governors of a community college area, on the board of directors of a natural resources district, or on the board of trustees of a sanitary and improvement district.

List all the County name(s) of the district, subdistrict or subdivision in the column on the left. To the right in the second column, under Precinct Name(s) & Description of District Boundaries, ***fully describe your district's boundaries*** including any portion of a partial precinct by using Section, Township, Range or other landmarks. Please be specific in your description as your description establishes the boundaries for eligible voters. **County Clerks and Election Commissioners use this information to prepare ballots and determine which voters receive ballots for each office**. If the information is not accurate, voters may not receive the ballots they are entitled. ***Maps must also be attached for clarification (32-404 (5)***; *however,* maps cannot take the place of the narrative If you have a GIS shapefile, please provide that in addition to the required written legal description and maps. **Email GIS shapefiles to lpoff@buffalocounty.ne.gov.** Additional copies of this form may be made and attached as needed.

Requests for adjusting election boundaries must be provided to the county election office no later than December 12th, 2025.

*** For offices not on in the primary election, the deadline to request boundary adjustments is June 2, 2026.***

Have the boundaries changed since the last election for this district? ☐ **YES** ☐ **NO**

Do the boundaries for this district crossover into other counties? ☐ **YES** ☐ **NO**

If you answered "YES," please also list each county(s) & description below:

NAME OF COUNTY	PRECINCT NAME(S) & DESCRIPTION OF DISTRICT BOUNDARIES
_____	_____
	_____
	_____
_____	_____
	_____
	_____
_____	_____
	_____
	_____
_____	_____
	_____
	_____

CERTIFICATION

WHAT IS YOUR ROLE?

Engaging in advocacy happens all year. When the Legislature inserts itself into the boardroom or the classroom, lawmakers need to hear from YOU! Advocating for LOCAL CONTROL is critical. Here's what you can do.

STAY INFORMED
Track the legislation that impacts your district; Get updates from NASB's Advocacy Team; Have the data that tells your story (Spending, Student Demographics, School Needs); Attend the Legislative Issues Conference, Area Meetings & State Education Conference

KNOW THE PROCESS
The 60-Day Session began Wednesday, January 7, and ends April 17. Bill introduction was the first 10 days of the Session. Committee Hearings took place the first 30 days. Priority Bills were identified mid-February

ENGAGE
Facilitate regular meetings with your representative; Engage in the process; Go on Record! (Come testify, write a letter, send an email); Come to Lincoln for a day at the Capitol; Consider becoming one of NASB's "expert go-to members" in an area where you can engage!

NASB CAN ASSIST YOU ... JUST ASK!

NASB represents all member Districts & ESUs in Nebraska, and lobbies on YOUR behalf. We are guided by an agenda developed annually by the NASB Legislation Committee initiated with submissions from YOU, then approved by YOU at the Delegate Assembly each November. We are here to help you position yourself as the expert in the education of students you share with your Senator(s). Make sure you are the first call when a bill effecting your shared community is considered. Thanks for sharing your district's story and engaging!

BOOKMARK & FREQUENT NASB'S BILLS PAGE AT
https://nasb.enviseams.com/legislative-bills

Priority Designations

LB 304 **(DeBoer) Eliminate a sunset date for the federal Child Care Subsidy program**
Sen. DeBoer Priority

LB 468 (Clements) Change provisions relating to inheritance taxes, change certain fee and tax provisions, and eliminate a sales tax exemption relating to data centers
Sen. Clements Priority ... Currently on Select File
*AM being considered which would reduce motor vehicle tax payments to schools, giving it to counties as an offset to the inheritance tax. (**LB 714).***

LB 596 **(Sanders) Change requirements for legal publications and notices required by law**
Government, Military & Veterans Affairs Priority ... Currently on Select File
Adds digital publication of notices if publication does not have a print publication. Now includes AM introduced on behalf of NASB and other political subdivisions to change provisions relating to notice requirements for a meeting of a public body under the Open Meetings Act. **(LB 1145)**

LB 730 (Kauth) Require schools and state agencies to designate restrooms and locker rooms based on sex and require state agencies to define an individual's sex as either male or female for purposes of rules and regulations, the enforcement of administrative actions, and adjudication of disputes
Sen. Kauth Priority ... Currently on General File

LB 803 (Revenue) Change provisions relating to the listing of taxable tangible personal property
Revenue Committee Priority ... Shell bill for purposes of property tax legislation
Likely landing spot for what is currently LB 1219 (See Page 2)

Priority Designations

https://nasb.enviseams.com/legislative-bills

LB 867 (HHS) Change and eliminate provisions relating to programs and services administered by the Department of Health and Human Services
Health and Human Services Priority ... Currently on General File
Amended to include LB 1013, it shifts students in custody (ages 11–19) from full Rule 10 public school standards to lesser Rule 18 interim requirements, mandates unfunded virtual learning from school districts, and risks transferring some youth to maximum-security adult penal settings. This heightens abuse/trauma risks, undermines rehabilitation, and burdens districts amid proposed special ed cuts. The changes threaten educational quality for vulnerable youth and jeopardize jobs/stability for over 70 teachers, many facing reduction-in-force or forced relocation (e.g., Kearney to Omaha).

LB 937 (Education) Change provisions relating to option enrollment, reading, dyslexia, reporting, teacher apprenticeships, teacher recruitment and retention, and the College Pathway Program
Education Committee Priority ... Likely to be a vehicle for other measures
Annual NDE "clean up" bill. Significant pushback regarding a provision to reduce reporting requirements of districts regarding students with reading difficulty.

LB 937 ... LB 1146 - LB 1164 - LB 1224 - LB 1241 - LB 1243

LB 966 **(Cavanaugh, M.) Adopt the Hunger-Free Schools Act**
Sen. Hunt Priority ... Currently on General File

LB 1034 (Dungan) Prohibit school staff from allowing federal immigration enforcement officers to access schools without a judicial warrant
Sen. Juarez Priority ... Currently locked in Committee, looking for a home!

LB 1050 **(Murman at the request of the Governor) Amend the Nebraska Reading Improvement Act to limit advancement to grade four**
Education Committee Priority

LB 1100 (Sorrentino) Modernize language in a civil procedure statute
Sen. Sorrentino Priority
*Making sure AM 2485 (**LB 1097**) is not attached which would change language in the political subdivision tort claims statute impacting districts sovereign immunity.*

LB 1219 **(Brandt) Limit the amount of property taxes that may be levied by a political subdivision**
Sen. Hansen Priority ... Currently on General File
Limits levy to prior year allowable growth. Allowable growth percentage means a percentage equal to the sum of two percent plus the political subdivision's real growth percentage. Will likely be attached to LB 803, the Revenue Committee's Priority Bill. (See Page 1)

Bills In the Education Package (LB 937)

LB 937 ... LB 1146 - LB 1164 - LB 1224 - LB 1241 - LB 1243

LB 1146 (Conrad) Change provisions relating to reports by a school district relating to absences of a child from school
Now with provisions related to chronic illness and mental health issues with a doctors note

LB 1164 (Lonowski) Adopt the Prior Learning Act
Brought by SAT. It would assure AP courses count for college credit.

Bills In the Education Package (LB 937)

https://nasb.enviseams.com/legislative-bills

LB 1224 (Hunt) Prohibit children from transferring to an exempt school during certain child abuse or neglect investigations and prohibit persons convicted of certain crimes from monitoring or providing instruction at such schools. **Currently on General File ...** *Amended to include ALL schools*

LB 1241 (Murman) Provide requirements relating to applications for employment at a school
Prohibits hiring of employees if suspected of child abuse. May cause more effort on the part of the hiring entity. Does not require the employer to collect the information. Includes a 7-year look back.

LB 1243 **(Murman) Change school board policies and procedures relating to part-time enrollment**
Eliminates requirement that non-enrolled, resident students participate in a minimum number of 5 credit hours or less to participate in extracurricular activities (not regulated by NSAA).

Bills Looking for a Home

LB 440 **(Spivey) Adopt the Education Leave and Support Act**
AM pending which will mandate paid FMLA for first 30 service days, not to be taken out of leave provided. Allows for a budget exception for sub costs. Districts would still have to levy in order to cover the cost.

LB 507 **(Hunt) Change provisions relating to school transportation expenses for children with disabilities**
Possible amendment coming

LB 575 **(Hallstrom) Change provisions relating to the Property Tax Request Act and property tax levy limits**
Changes to the pink postcard meetings to a summer briefing requiring all political subdivisions to attend and present. Could be a part of the Revenue Package (See LB 803 on Page 1). Requires two-third vote of school board to levy more than the amount levied the year before.

LB 841 (Rountree) Change provisions relating to special education services, parental consent, and hearings
Gives parents additional "veto" power over their child's IEP provisions. Some concern about this bill and the impact on federal funding. There will be a fiscal note which will kill the bill. Brought on behalf of the Department of Defense.

LB 960 **(McKinney) Provide a requirement to include nonvoting student members on school boards**
May be amended on the floor. This should remain a local decision rather than a state mandate. Districts face unique constraints and have developed diverse methods for student engagement, such as involving Student Council, FFA, or National Honor Society members in monthly meetings.

LB 1097 **(Conrad) Adopt the State and Political Subdivisions Sexual Abuse Liability Act**
Changes language in the political subdivision tort claims statute impacting districts sovereign immunity. Making sure this bill as AM 2485 is not attached to LB 1100. (See Page 2)

Other Items

Agency 23 - A $7 million dollar appropriation of Department of Labor to be used for scholarship grants to non-public students
*While there was talk of putting this in a separate bill to be debated on its own, they decided to keep it in the budget, but reduced the amount to **$3.5 million** with language regarding income needed to qualify. We have to work to get this pulled out of the budget.*

Other Items

https://members.nasbonline.org/events

LB 384 (Storer) Require the county assessor and one voting member of the governing bodies of participating political subdivisions to attend joint public hearings under the Property Tax Request Act
Approved by the Governor ... *Requires a majority of school board members to attend the "pink post card" meetings if the district is subject to participation. Amended to include just one elected official.*

LB 653 (Murman) Change provisions relating to reimbursement for special education programs, support services, and the enrollment option program, provide reimbursement for certain students under the enrollment option program, and change the authorized uses of the Education Future Fund
Approved by the Governor ... *AM adopted to remove mandated option enrollment acceptance. Now mandates acceptance of siblings of option accepted students. Once adopted, NASB removed it's opposition. Amended an exception for violent behavior to the K-2 suspension prohibition.*

LB 824 **Lonowski Change provisions relating to termination of employment under the School Employees Retirement Act and the Class V School Employees Retirement Act**
Changes separation period from 180 to 120 days for purposes of separation allowing retired educators to sub earlier. **Currently on Final Reading**

LB 940 (Murman) Prohibit certain color additives in school meals
Currently on Final Reading

2026 NASB Calendar of Events

JANUARY/FEBRUARY 2026

Legislative Issues Conference - January 25-26 - Lincoln
School Board Member Week ... January 25 to 31
NASB Board President Retreat - Monday, February 16 - Kearney

MARCH 2026

Budget & Finance Workshop - Tuesday, March 10 - Seward
Budget & Finance Workshop - Tuesday, March 24 - West Point
NAEP State Convention - March 24-25 - Kearney

APRIL 2026

Budget & Finance Workshop - Tuesday, April 7 - Ogallala
Amplified Budget & Finance Workshop - Wednesday, April 8 - Kearney
2026 NASB Federal Advocacy Fly-In - April 26-29 - Washington, DC

JUNE 2026

NASB Member Golf Outing -Wednesday, June 10 - Kearney Country Club
School Law Seminar - June 10-11 - Kearney

JULY 2026

NASB Board Candidate Workshops - June & July
ALICAP Summer Workshops - July 7 - Gering; July 8 - Kearney - July 9 - Lincoln



FALL/WINTER 2026

Area Membership Meetings - August through September
Labor Relations - September 29-30 - Lincoln
State Education Conference - November 18-20 - Omaha

New Board Member Workshops - December & January 2027

All Dates & Locations Tentative & Subject to Change ... To register for an NASB event, click on the 'My Membership' link on www.NASBonline.org, then navigate to the 'Events' dropdown and select 'Register'. If you do not have an email and password to log in or have forgotten it, please contact NASB at 402-423-4951 for assistance.