

Board Agenda
Wednesday, April 9, 2025 5:00 PM Eastern

EUPISD Central Office
315 Armory Place
Sault Ste. Marie, MI 49783

Doug Besteman: Present
Eric Galer: Present
Don Gustafson: Present
Marjorie Nelson: Present
Janice O'Boyle: Present
Kurt Perron: Present
Patti Weinreis: Present
Present: 7.

- I. Roll Call
- II. Approval of Agenda
- III. Communications/Recognition/Presentation
- IV. Minutes
 - IV.A. Approval of Regular Meeting minutes of March 12, 2025
- V. Financial Report and Approval of Bills
- VI. Public Comment
- VII. Reports
 - VII.A. Board of Education
 - VII.B. Regular
 - VII.B.1. Superintendent
 - VII.B.2. Special Education & EUPISD Learning Center
 - VII.B.3. Early Childhood
 - VII.B.4. General Education, CTE, & STEM
 - VII.B.5. Technology
 - VII.B.6. Finance & Human Resources
- VIII. Unfinished Business
- IX. Policy Review
- X. New Business
 - X.A. Approval of Contract
 - X.B. Approval of Job Descriptions
 - X.C. Approval of Central Office Renovation Bids
- XI. Closed Session
 - XI.A. Reconvene to open session
- XII. Adjourn

MINUTES OF THE REGULAR MEETING OF THE BOARD OF EDUCATION
OF THE
EASTERN UPPER PENINSULA INTERMEDIATE SCHOOL DISTRICT

EUPISD CENTRAL OFFICE
SAULT STE. MARIE, MICHIGAN

March 12, 2025
5:00 P.M.

The regular meeting of the Board of Education of the Eastern Upper Peninsula Intermediate School District was called to order at 5:01 p.m. by President Patricia Weinreis.

I. ROLL CALL

- A. Board Members Present: Doug Besteman, Eric Galer, Patricia Weinreis, Marjorie Nelson, Kurt Perron
- B. Board Members Absent: Don Gustafson, Janice O'Boyle
- C. EUPISD Staff Present: A. McArthur, D. Mayer, V. Masuga, J. Savoie, D. Reintsma, R. Fuerer, R. Byma
- D. Visitors: none

II. APPROVAL OF THE AGENDA

- A. Moved by Galer, supported by Besteman, to approve the agenda as presented. Motion **CARRIED** (unanimous).

III. COMMUNICATION/RECOGNITION/PRESENTATION

- A. None

IV. MINUTES

- A. Moved by Besteman, supported by Nelson, to approve the regular meeting minutes of February 12, 2025. Motion **CARRIED** (unanimous).

V. FINANCIAL REPORT AND APPROVAL OF BILLS

- A. Moved by Perron, supported by Galer, to approve February payment of vouchers in the total amount of \$2,656,234. Motion **CARRIED** (unanimous).

VI. PUBLIC COMMENT

- A. None

VII. REPORTS

- A. Board of Education
 - 1. None
- B. Regular
 - 1. Superintendent McArthur updated the board on legislation, policy review, superintendent evaluation, and EUPISD grant awards.
 - 2. Other reports were received as presented.

VIII. UNFINISHED BUSINESS

IX. POLICY REVIEW

X. NEW BUSINESS

- A. Moved by Perron, supported by Galer, to recognize the Superintendent's job performance as effective. Motion **CARRIED** (unanimous)
- B. Moved by Besteman, supported by Nelson, to adopt the resolution amending the 2024-2025 General Fund, Special Education Fund, EUPConnect Collaborative Fund, Career and Technical Education Fund, Cooperative Technology Fund, and Business Services Consortium Fund budgets. Motion **CARRIED** (unanimous).
- C. Moved by Besteman, supported by Galer, to approve the disbursement of the tentative General Fund, Special Education Fund, Career and Technical Education fund, Cooperative Technology Fund, and Business Services Consortium budgets for the purpose of obtaining additional review and feedback from local constituent districts. Motion **CARRIED** (unanimous)
- D. Moved by Galer, supported by Besteman, to approve the March 2025 Thrun Policy Update. Motion **CARRIED** (unanimous)
- E. Moved by Galer, supported by Perron, to approve the attendance of Karen Callockio at the ATIA 2025 Conference, in Orlando, FL, 1/30/25-2/1/25 in an amount of \$1,332 with costs covered by the Special Education Fund. Motion **CARRIED** (unanimous)
- F. Moved by Perron, supported by Besteman, to approve the vehicle purchases up to \$100,000 as presented. Motion **CARRIED** (unanimous)
- G. Moved by Besteman, supported by Galer, to appoint Mr. Philip Radala to the Bois Blanc Pines Board of Education to fill a partial term. Motion **CARRIED** (unanimous)
- H. Moved by Besteman, supported by Galer, to convene to a closed session at 6:16 p.m. for the purpose of discussion on legal opinion. Motion **CARRIED** (unanimous)
 - 1. Reconvened to an open session at 6:38 p.m.

XI. ADDITIONAL BUSINESS

- A. The board discussed the 2025 School Board Election. There will be three six-year terms, one four-year term, and one two-year term to be elected at the June 2, 2025 election.

XII. ADJOURN

- A. Moved by Perron, supported by Besteman, to adjourn the meeting at 6:44 p.m. Motion **CARRIED** (unanimous).

Respectfully Submitted:

Approved:

Don Gustafson
Secretary

Patricia Weinreis
President

Eastern Upper Peninsula Intermediate School District

**Balance Sheet
As of March 31, 2025**

	General	Early Childhood Fund	Special Education Fund	EUPConnect Collaborative Fund	CTE Fund	Co-op Fund	EUPBSC Fund	Capital Projects Fund	SE Transportation Fund	Travel Fund	Total Governmental Funds
ASSETS:											
Cash and equivalents	\$ 6,922,297	\$ 587,537	\$ 3,265,375	\$ 471,926	\$ 2,577,741	\$ 843,446	\$ 168,040	\$ 1,915,578	\$ (216,391)	\$ 160,558	\$ 16,696,107
Due from other governmental units	43,100	285	1,335,733	-	-	61,917	100,398	-	168,623	-	1,710,056
Prepaid Expenditures	-	-	-	-	-	-	-	-	-	-	-
Accounts receivable	(104)	-	-	-	-	-	-	-	-	-	(104)
Capital Assets, Net	-	-	-	-	-	-	-	-	272,148	205,191	477,339
Total Assets	\$ 6,965,293	\$ 587,822	\$ 4,601,108	\$ 471,926	\$ 2,577,741	\$ 905,363	\$ 268,438	\$ 1,915,578	\$ 224,380	\$ 365,749	\$ 18,883,398
LIABILITIES:											
Accounts payable	\$ -	\$ 3,619	\$ -	\$ -	\$ -	\$ -	\$ -	\$ -	\$ -	\$ -	\$ 3,619
Accrued salaries and withholdings	764,481	-	-	-	-	-	-	-	-	-	764,481
Unearned revenue	255,051	-	514,067	-	-	-	-	-	157,500	-	926,618
Due to other governmental units	365,245	-	989	-	-	-	-	-	698,069	-	1,064,303
Other Liabilities	-	-	-	-	-	-	-	-	-	-	-
Total liabilities	1,384,777	3,619	515,056	-	-	-	-	-	855,569	-	2,759,021
FUND BALANCES:											
Restricted for Special Education	-	-	2,818,798	-	-	-	-	-	-	-	\$ 2,818,798
Restricted for Early Childhood	-	584,150	-	-	-	-	-	-	-	-	584,150
Restricted for Technology Operations	-	-	-	-	-	633,363	-	-	-	-	633,363
Restricted for Future Network/System Upgra	-	-	-	-	-	150,000	27,750	-	-	-	177,750
Restricted for Facility Upgrades	-	-	-	-	-	122,000	-	-	-	-	122,000
Restricted for Business Services Consortium	-	-	-	-	-	-	240,688	-	-	-	240,688
Restricted for EUPConnect Collaborative	-	-	-	471,926	-	-	-	-	-	-	471,926
Restricted for Capital Projects	-	-	-	-	-	-	-	1,915,578	-	-	1,915,578
Restricted for Transportation	-	-	-	-	-	-	-	-	(903,337)	160,558	(742,779)
Restricted for CTE Program	-	-	-	-	2,577,741	-	-	-	-	-	2,577,741
Investment in General Fixed Assets	-	-	-	-	-	-	-	-	272,148	205,191	477,339
Non Spendable	-	-	-	-	-	-	-	-	-	-	-
Committed	285,402	53	1,267,254	-	-	-	-	-	-	-	1,552,709
Unassigned	5,295,114	-	-	-	-	-	-	-	-	-	5,295,114
Total fund balances	5,580,516	584,203	4,086,052	471,926	2,577,741	905,363	268,438	1,915,578	(631,189)	365,749	16,124,377
Total liabilities and fund balances	\$ 6,965,293	\$ 587,822	\$ 4,601,108	\$ 471,926	\$ 2,577,741	\$ 905,363	\$ 268,438	\$ 1,915,578	\$ 224,380	\$ 365,749	\$ 18,883,398

Revenues & Expenditures as of March 31, 2025

EASTERN UPPER PENINSULA ISD

Fund Level	Function	Fiscal Year Budgeted Amount	Fiscal Year Amount	Budget Balance	% of Budget
General Fund	1xx-Local Sources	\$ 882,702	\$ 721,810	\$ 160,892	81.8%
	2xx-Non-Political	\$ 37,851	\$ 37,851	\$ -	100.0%
	3xx-State Sources	\$ 5,911,277	\$ 6,603,604	\$ (692,327)	111.7%
	4xx-Federal Sources	\$ 659,048	\$ 379,683	\$ 279,365	57.6%
	5xx-Other Districts	\$ 623,065	\$ 201,046	\$ 422,019	32.3%
	6xx-Transfers	\$ 563,384	\$ -	\$ 563,384	0.0%
	Total Revenues	\$ 8,677,327	\$ 7,943,994	\$ 733,333	91.5%
	11x-Basic Programs	\$ 3,000	\$ 845	\$ 2,155	28.2%
	12x-Added Needs	\$ 75,430	\$ 47,959	\$ 27,471	63.6%
	21x-Pupil Services	\$ 1,002,608	\$ 154,661	\$ 847,947	15.4%
	22x-Instructional Support	\$ 2,557,366	\$ 1,457,694	\$ 1,099,672	57.0%
	23x-General Administration	\$ 486,243	\$ 367,630	\$ 118,613	75.6%
	25x-Business Services	\$ 636,626	\$ 381,048	\$ 255,578	59.9%
	26x-Operations and Maintenance	\$ 242,307	\$ 174,644	\$ 67,663	72.1%
	27x-Transportation	\$ 17,820	\$ 9,719	\$ 8,101	54.5%
	28x-Central Support Services	\$ 1,591,349	\$ 834,482	\$ 756,867	52.4%
	29x-Other Support Services	\$ 134,128	\$ 114,738	\$ 19,390	85.5%
	3xx-Community Services	\$ 1,308	\$ 1,308	\$ -	100.0%
	4xx-Payments to Others	\$ 918,297	\$ 183,091	\$ 735,206	19.9%
	6xx-Transfers Out	\$ 1,446,469	\$ -	\$ 1,446,469	0.0%
	Total Expenditures	\$ 9,112,951	\$ 3,727,819	\$ 5,385,132	40.9%
	Net Increase (Decrease)	\$ (435,624)			
	July 1, 2024 Fund Balance	\$ 2,092,531			
	June 30, 2025 Fund Balance	\$ 1,656,907			

Fund Level	Function	Fiscal Year Budgeted Amount	Fiscal Year Amount	Budget Balance	Fiscal Year Amount
Early Childhood Fund	1xx-Local Sources	\$ 416,979	\$ 290,467	\$ 126,512	69.7%
	2xx-Non-Political	\$ 80,061	\$ 49,811	\$ 30,250	62.2%
	3xx-State Sources	\$ 4,945,929	\$ 2,871,284	\$ 2,074,645	58.1%
	4xx-Federal Sources	\$ 836,395	\$ 755,438	\$ 80,957	90.3%
	6xx-Transfers	\$ 249,668	\$ -	\$ 249,668	0.0%
	Total Revenues	\$ 6,529,032	\$ 3,967,000	\$ 2,562,032	60.8%
	11x-Basic Programs	\$ 188,356	\$ 121,626	\$ 66,730	64.6%
	21x-Pupil Services	\$ 408,449	\$ 204,474	\$ 203,975	50.1%
	22x-Instructional Support	\$ 828,238	\$ 479,099	\$ 349,139	57.8%
	23x-General Administration	\$ 9,417	\$ -	\$ 9,417	0.0%
	25x-Business Services	\$ 15,384	\$ 11,324	\$ 4,060	73.6%
	26x-Operations and Maintenance	\$ 14,027	\$ 11,575	\$ 2,452	82.5%
	28x-Central Support Services	\$ 54,522	\$ 14,488	\$ 40,034	26.6%
	29x-Other Support Services	\$ 25,000	\$ 9,417	\$ 15,583	37.7%
	3xx-Community Services	\$ 1,092,377	\$ 722,035	\$ 370,342	66.1%
	4xx-Payments to Others	\$ 3,819,025	\$ 1,835,128	\$ 1,983,897	48.1%
	6xx-Transfers Out	\$ 36,283	\$ -	\$ 36,283	0.0%
	Total Expenditures	\$ 6,491,078	\$ 3,409,166	\$ 3,081,912	52.5%
	Net Increase (Decrease)	\$ 37,954			
	July 1, 2024 Fund Balance	\$ 26,369			
	June 30, 2025 Fund Balance	\$ 64,323			

Fund Level	Function	Fiscal Year Budgeted Amount	Fiscal Year Amount	Budget Balance	% of Budget
Special Education Fund	1xx-Local Sources	\$ 7,137,342	\$ 5,297,573	\$ 1,839,769	74.2%
	2xx-Non-Political Sources	\$ 71,225	\$ 2,553	\$ 68,672	3.6%
	3xx-State Sources	\$ 6,123,015	\$ 3,745,823	\$ 2,377,192	61.2%
	4xx-Federal Sources	\$ 2,257,064	\$ 740,675	\$ 1,516,389	32.8%
	5xx-Other Districts	\$ 3,749,303	\$ 1,113,452	\$ 2,635,851	29.7%
	Total Revenues	\$ 19,337,949	\$ 10,900,076	\$ 8,437,873	56.4%
	12x-Added Needs	\$ 3,963,333	\$ 2,627,654	\$ 1,335,679	66.3%
	21x-Pupil Services	\$ 8,860,406	\$ 5,284,232	\$ 3,576,174	59.6%
	22x-Instructional Support	\$ 1,470,991	\$ 951,004	\$ 519,987	64.7%
	23x-General Administration	\$ 59,500	\$ 46,275	\$ 13,225	77.8%
	24x-School Administration	\$ 270,316	\$ 181,547	\$ 88,769	67.2%
	25x-Business Services	\$ 23,284	\$ 31,539	\$ (8,255)	135.5%
	26x-Operations and Maintenance	\$ 202,114	\$ 139,903	\$ 62,211	69.2%
	27x-Transportation	\$ 1,052,514	\$ 19,816	\$ 1,032,698	1.9%
	28x-Central Support Services	\$ 102,912	\$ 72,650	\$ 30,262	70.6%
	29x-Other Support Services	\$ 87,506	\$ 48,479	\$ 39,027	55.4%
	3xx-Community Services	\$ 268,395	\$ 140,213	\$ 128,182	52.2%
	4xx-Payments to Others	\$ 2,430,736	\$ 135,378	\$ 2,295,358	5.6%
	6xx-Transfers Out	\$ 817,255	\$ -	\$ 817,255	0.0%
	Total Expenditures	\$ 19,609,262	\$ 9,678,690	\$ 9,930,572	49.4%
	Net Increase (Decrease)	\$ (271,313)			
	July 1, 2024 Fund Balance	\$ 2,864,665			
	June 30, 2025 Fund Balance	\$ 2,593,352			

Revenues & Expenditures as of March 31, 2025

EASTERN UPPER PENINSULA ISD

Fund Level	Function	Fiscal Year Budgeted Amount	Fiscal Year Amount	Budget Balance	Fiscal Year Amount
EUPConnect Collaborative Fund	1xx-Local Sources	\$ 9,000	\$ 6,149	\$ 2,851	68.3%
	Total Revenues	\$ 9,000	\$ 6,149	\$ 2,851	68.3%
	23x-General Administration	\$ 30,000	\$ 7,500	\$ 22,500	25.0%
	28x-Central Support Services	\$ 228,499	\$ 26,918	\$ 201,581	11.8%
	3xx-Community Services	\$ 71,650	\$ -	\$ 71,650	0.0%
	Total Expenditures	\$ 330,149	\$ 34,418	\$ 295,731	10.4%
	Net Increase (Decrease)	\$ (321,149)			
	July 1, 2024 Fund Balance	\$ 500,193			
June 30, 2025 Fund Balance	\$ 179,044				

Fund Level	Function	Fiscal Year Budgeted Amount	Fiscal Year Amount	Budget Balance	% of Budget
Career & Technical Education Fund	1xx-Local Sources	\$ 3,094,999	\$ 2,464,095	\$ 630,904	79.6%
	3xx-State Sources	\$ 131,390	\$ 114,675	\$ 16,715	87.3%
	4xx-Federal Sources	\$ 103,854	\$ 28,714	\$ 75,140	27.6%
	5xx-Other Districts	\$ 44,258	\$ -	\$ 44,258	0.0%
	Total Revenues	\$ 3,374,501	\$ 2,607,484	\$ 767,017	77.3%
	12x-Added Needs	\$ 157,053	\$ 119,106	\$ 37,947	75.8%
	21x-Pupil Services	\$ 16,940	\$ -	\$ 16,940	0.0%
	22x-Instructional Support	\$ 334,288	\$ 242,153	\$ 92,135	72.4%
	25x-Business Services	\$ 8,500	\$ 2,051	\$ 6,449	24.1%
	27x-Transportation	\$ 7,000	\$ -	\$ 7,000	0.0%
	28x-Central Support Services	\$ 50,939	\$ 25,803	\$ 25,136	50.7%
	4xx-Payments to Others	\$ 3,437,988	\$ 1,379,566	\$ 2,058,422	40.1%
	6xx-Transfers Out	\$ 41,811	\$ -	\$ 41,811	0.0%
	Total Expenditures	\$ 4,054,519	\$ 1,768,679	\$ 2,285,840	43.6%
	Net Increase (Decrease)	\$ (680,018)			
	July 1, 2024 Fund Balance	\$ 1,738,934			
	June 30, 2025 Fund Balance	\$ 1,058,916			

Fund Level	Function	Fiscal Year Budgeted Amount	Fiscal Year Amount	Budget Balance	% of Budget
Cooperative Technology Fund	1xx-Local Sources	\$ 487,148	\$ 50,191	\$ 436,957	10.3%
	3xx-State Sources	\$ 32,795	\$ 15,875	\$ 16,920	48.4%
	5xx-Other Districts	\$ 1,718,700	\$ 1,034,708	\$ 683,992	60.2%
	6xx-Transfers	\$ 292,567	\$ -	\$ 292,567	0.0%
	Total Revenues	\$ 2,531,210	\$ 1,100,774	\$ 1,430,436	43.5%
	25x-Business Services	\$ 220	\$ -	\$ 220	0.0%
	26x-Operations and Maintenance	\$ 55,772	\$ 15,810	\$ 39,962	28.3%
	28x-Central Support Services	\$ 2,340,104	\$ 1,093,571	\$ 1,246,533	46.7%
	45x-Building Improvements	\$ 62,000	\$ -	\$ 62,000	0.0%
	6xx-Transfers Out	\$ 45,000	\$ -	\$ 45,000	0.0%
	Total Expenditures	\$ 2,503,096	\$ 1,109,381	\$ 1,393,715	44.3%
	Net Increase (Decrease)	\$ 28,114			
July 1, 2024 Fund Balance	\$ 913,971				
June 30, 2025 Fund Balance	\$ 942,085				

Fund Level	Function	Fiscal Year Budgeted Amount	Fiscal Year Amount	Budget Balance	% of Budget
Business Consortium Fund	1xx-Local Sources	\$ 493,330	\$ 4,431	\$ 488,899	0.9%
	3xx-State Sources	\$ 26,557	\$ 12,660	\$ 13,897	47.7%
	5xx-Other Districts	\$ 997,294	\$ 669,315	\$ 327,979	67.1%
	Total Revenues	\$ 1,517,181	\$ 686,406	\$ 830,775	#DIV/0!
	25x-Business Services	\$ 1,096,644	\$ 791,183	\$ 305,461	72.1%
	28x-Central Support Services	\$ 476,736	\$ -	\$ 476,736	0.0%
	6xx-Transfers Out	\$ 33,250	\$ -	\$ 33,250	0.0%
	Total Expenditures	\$ 1,606,630	\$ 791,183	\$ 815,447	49.2%
Net Increase (Decrease)	\$ (89,449)				
July 1, 2024 Fund Balance	\$ 373,216				
June 30, 2025 Fund Balance	\$ 283,767				

Revenues & Expenditures as of March 31, 2025

EASTERN UPPER PENINSULA ISD

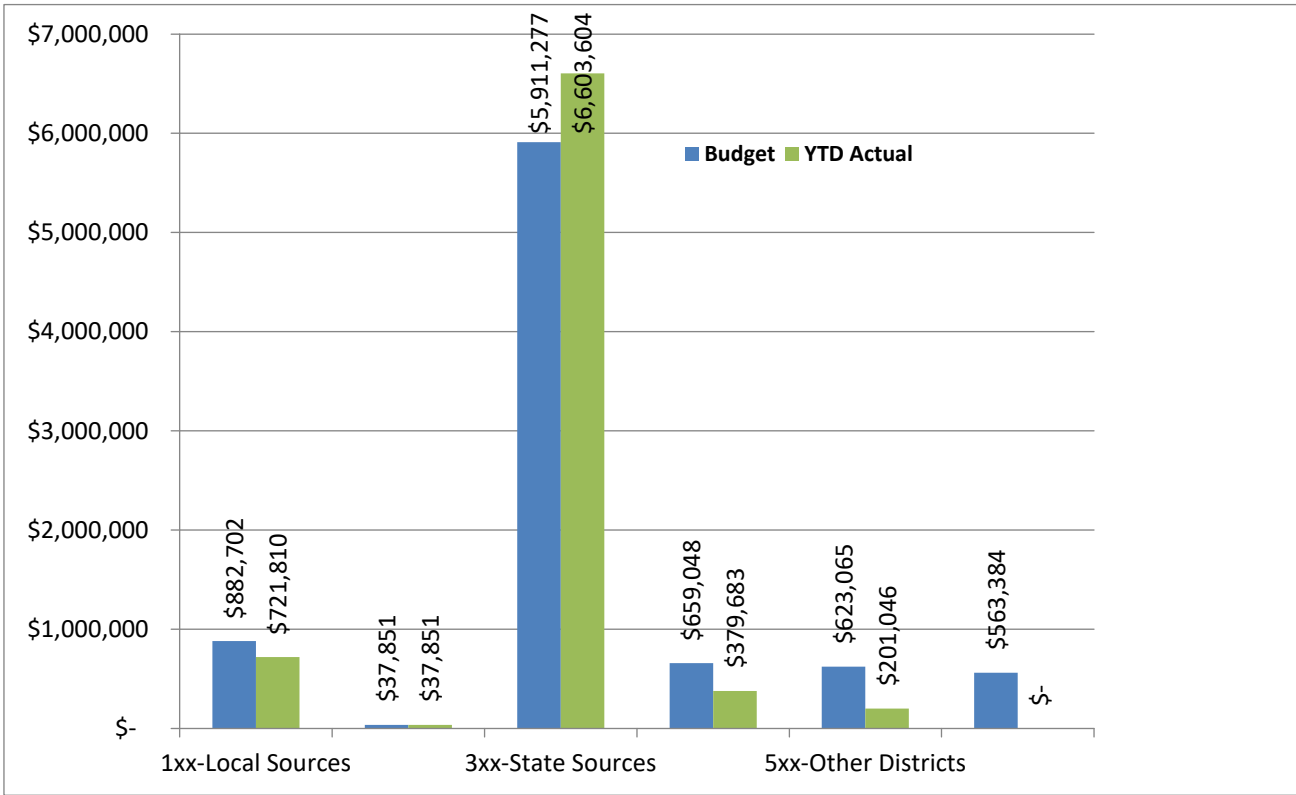
Fund Level	Function	Fiscal Year Budgeted Amount	Fiscal Year Amount
Capital Project Fund	1xx-Local Sources	\$ -	\$ 65,096
	Total Revenues	\$ -	\$ 65,096
	25x-Business Services	\$ -	\$ 106
	26x-Operations and Maintenance	\$ -	\$ 6,327
	45x-Building Improvements	\$ -	\$ 377,623
	5xx-Debt Service	\$ -	\$ 29,187
	Total Expenditures	\$ -	\$ 413,243
	Net Increase (Decrease)	\$ -	
	July 1, 2024 Fund Balance	\$ 2,263,725	
June 30, 2025 Fund Balance	\$ 2,263,725		

Fund Level	Function	Fiscal Year Budgeted Amount	Fiscal Year Amount
Special Education Transportation Fund	1xx-Local Sources	\$ -	\$ -
	5xx-Other Districts	\$ -	\$ -
	Total Revenues	\$ -	\$ -
	27x-Transportation	\$ -	\$ 903,383
	71x-Depreciation Expense	\$ -	\$ -
	Total Expenditures	\$ -	\$ 903,383
	Net Increase (Decrease)	\$ -	
July 1, 2024 Fund Balance	\$ 272,194		
June 30, 2025 Fund Balance	\$ 272,194		

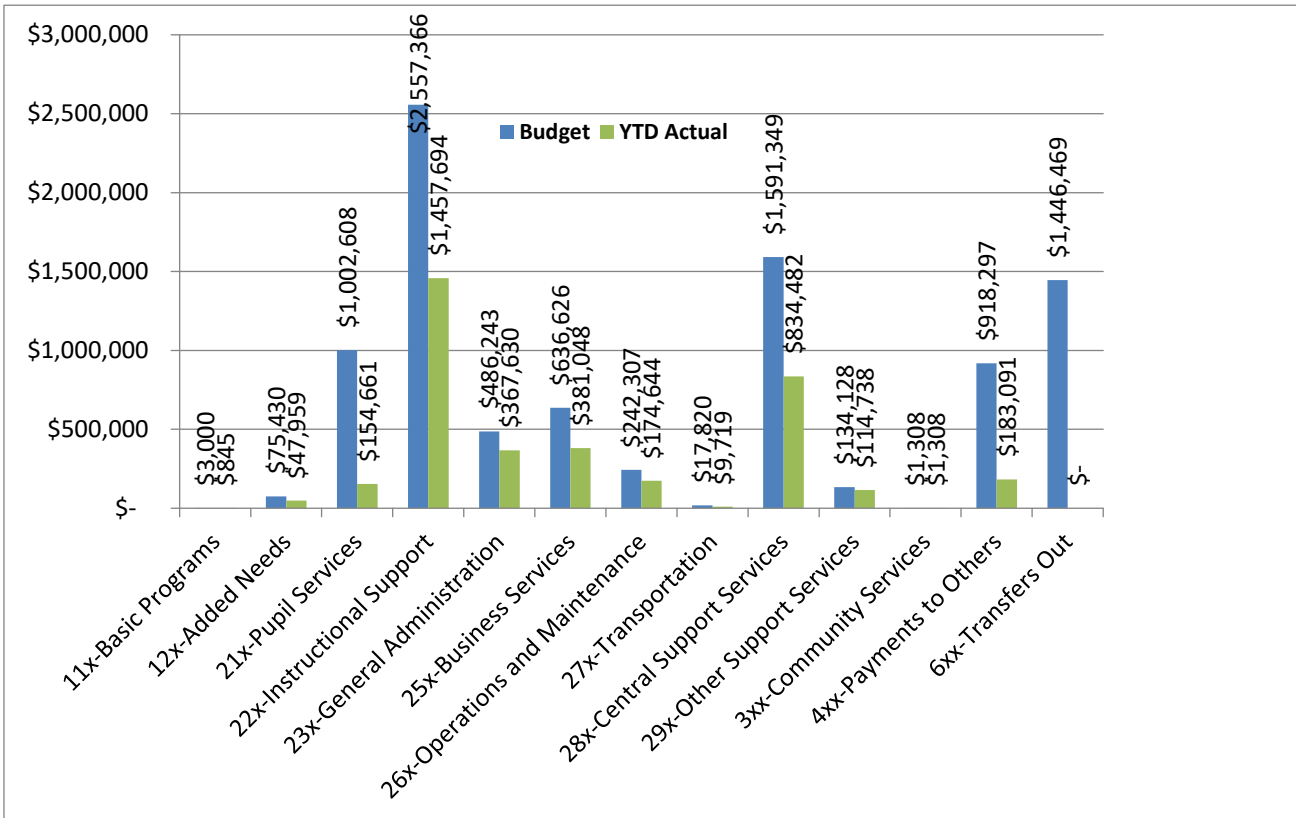
Fund Level	Function	Fiscal Year Budgeted Amount	Fiscal Year Amount
Travel Fund	1xx-Local Sources	\$ -	\$ 79,380
	Total Revenues	\$ -	\$ 79,380
	25x-Business Services	\$ -	\$ 9
	26x-Operations and Maintenance	\$ -	\$ 63,945
	71x-Depreciation Expense	\$ -	\$ -
	Total Expenditures	\$ -	\$ 63,954
	Net Increase (Decrease)	\$ -	
	July 1, 2024 Fund Balance	\$ 350,323	
June 30, 2025 Fund Balance	\$ 350,323		

Eastern Upper Peninsula ISD

General Fund Revenues as of March 31, 2025

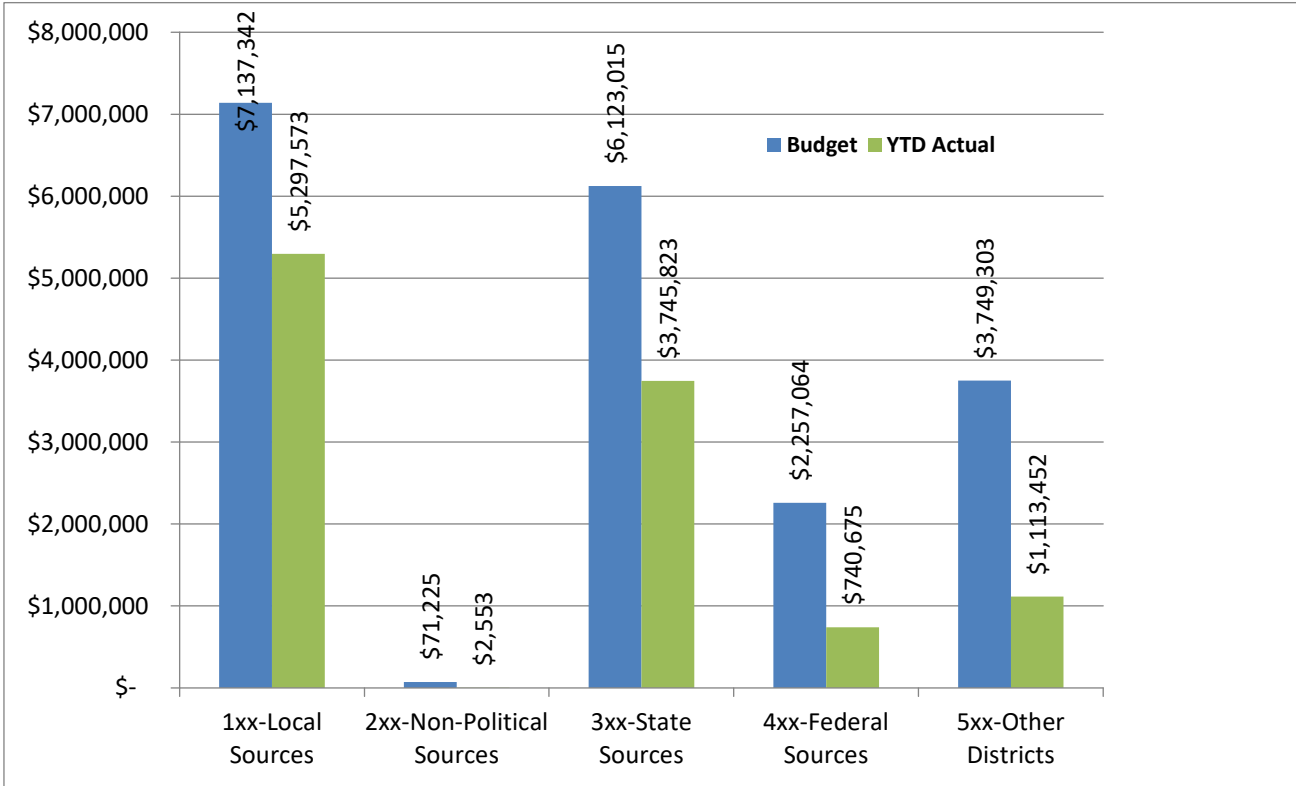


General Fund Expenditures as of March 31, 2025

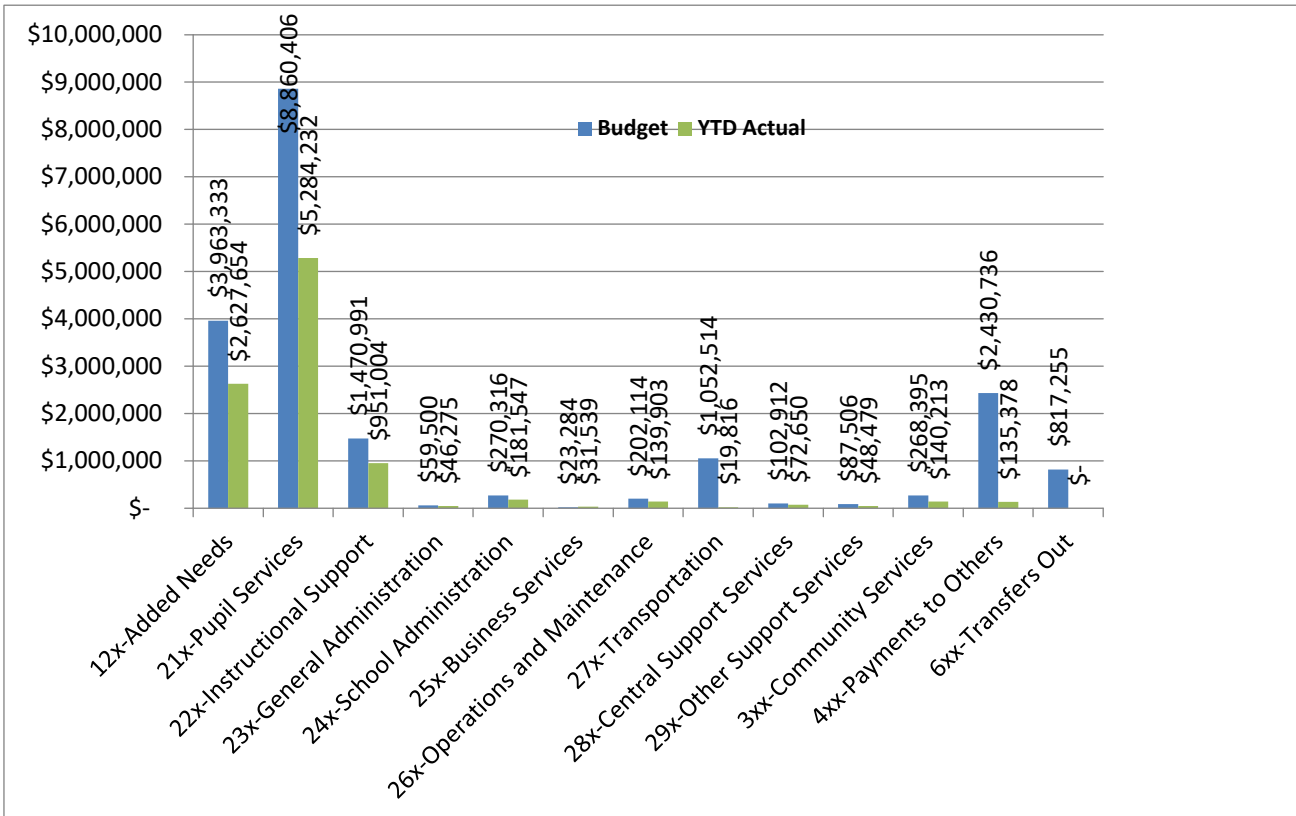


Eastern Upper Peninsula ISD

Special Education Fund Revenues as of March 31, 2025



Special Education Fund Expenditures as of March 31, 2025

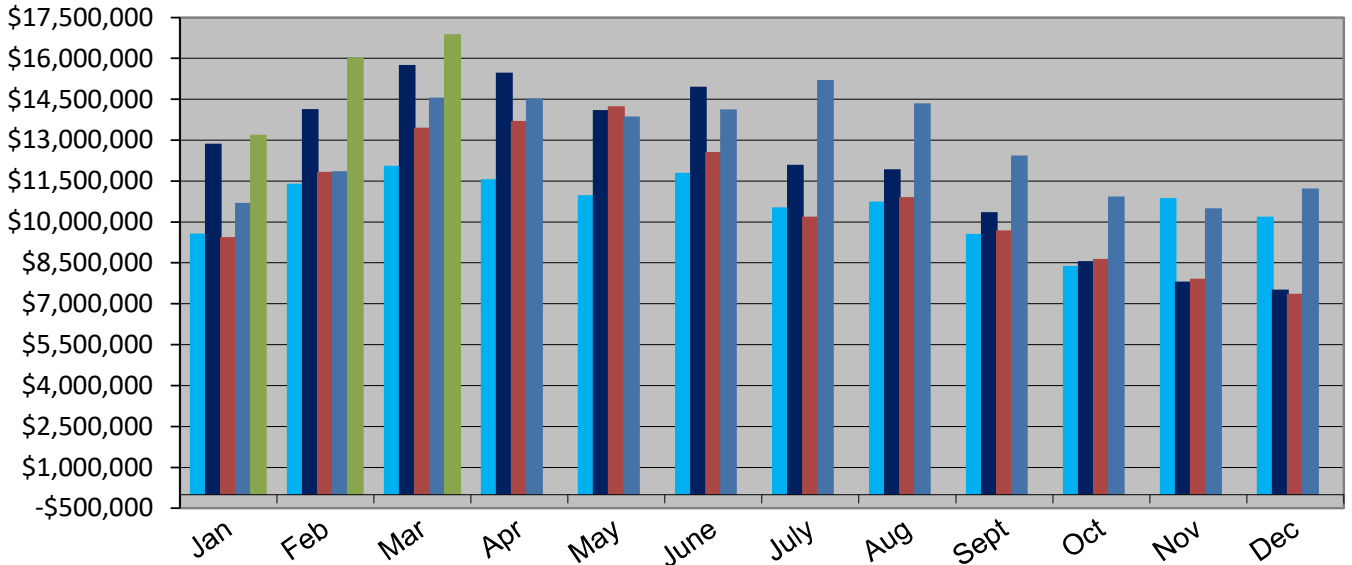


EASTERN UPPER PENINSULA INTERMEDIATE SCHOOL DISTRICT CASH AND INVESTMENT REPORT

March 31, 2025

<u>BANK</u>	<u>ACCOUNT TYPE</u>	<u>BANK BALANCE</u>	<u>INTEREST RATE</u>	<u>INTEREST EARNED</u>	<u>MATURITY DATE</u>
4Front Credit Union	Savings/Checking	\$ 1,594,204	0.40%	\$ 545	
Huntington Bank	Savings	\$ 289,144	0.25%	\$ 59	
Central Savings Bank	CD	\$ 255,302	2.47%	N/A	7/12/2025
Central Savings Bank	Savings	\$ 256,623	3.15%	\$ 568	
MILAF	Pool	<u>\$ 14,487,553</u>	4.36%	<u>\$ 51,578</u>	
Total Cash Invested		<u>\$ 16,882,826</u>		<u>\$ 52,750</u>	

BANK CASH BALANCE HISTORY



■ 2021
 ■ 2022
 ■ 2023
 ■ 2024
 ■ 2025

EASTERN UPPER PENINSULA ISD

Check Register - March 2025

Fund Charged	Fund Title	Vendor Name	Period	Check Date	Check Number	Transaction Description	Transaction Amount	Budget Unit	Account Code	
11	GENERAL FUND	ADN ADMINISTRATORS INC.	9	03/24/2025	V906468	FEB 2025 CLAIMS	\$9,652.88	11	B451.09	
		ADN ADMINISTRATORS INC. - Total						\$9,652.88		
		AFLAC	9	03/05/2025	303980	DED:6001 AFLAC-AT	\$958.52	11	B451.10	
			9	03/05/2025	303980	DED:6002 AFLAC PRE	\$1,545.60	11	B451.10	
			9	03/24/2025	304010	DED:6001 AFLAC-AT	\$958.52	11	B451.10	
			9	03/24/2025	304010	DED:6002 AFLAC PRE	\$1,545.60	11	B451.10	
		AFLAC - Total						\$5,008.24		
		AFLAC 20 PAY	9	03/05/2025	303981	DED:6005 AFLAC A 20	\$107.30	11	B451.22	
			9	03/05/2025	303981	DED:6006 AFLAC P 20	\$217.60	11	B451.22	
			9	03/05/2025	303981	ROUDNING	(\$0.01)	11	B451.22	
			9	03/24/2025	304011	DED:6005 AFLAC A 20	\$107.30	11	B451.22	
			9	03/24/2025	304011	DED:6006 AFLAC P 20	\$198.02	11	B451.22	
			9	03/24/2025	304011	ROUNDING	(\$0.02)	11	B451.22	
		AFLAC 20 PAY - Total						\$630.19		
		ALCONA COMMUNITY SCHOOLS	9	03/21/2025	103546	JASON SOMERS - FULL	\$150.00	11.1221.000.2039	8290.01	
			9	03/21/2025	103546	JASON SOMERS - PRTL	\$75.00	11.1221.000.2039	8290.01	
		ALCONA COMMUNITY SCHOOLS - Total						\$225.00		
		ALLSTAR GRAPHICS	9	03/24/2025	V906469	MEDALS & RIBBONS 2024	\$301.84	11.1113.000.1017	7920.01	
		ALLSTAR GRAPHICS - Total						\$301.84		
		ALPENA PUBLIC SCHOOLS	9	03/21/2025	103548	BRIAN KING - PRTL	\$75.00	11.1221.000.2039	8290.01	
			9	03/21/2025	103548	JEN JOHNSON -FULL	\$150.00	11.1221.000.2039	8290.01	
			9	03/21/2025	103548	JEN JOHNSON -PRTL	\$75.00	11.1221.000.2039	8290.01	
			9	03/21/2025	103548	SUSAN YACHCIK PRTL	\$75.00	11.1221.000.2039	8290.01	
		ALPENA PUBLIC SCHOOLS - Total						\$375.00		
		AMERICAN FIDELITY	9	03/05/2025	303987	DED:6051 AF FSA	\$1,114.15	11	B451.23	
			9	03/05/2025	303987	HD OWES	\$104.17	11	B451.23	
			9	03/05/2025	303988	DED:6051 AF FSA	\$0.00	11	B451.23	
			9	03/05/2025	303988	HD OWES	\$0.00	11	B451.23	
			9	03/05/2025	303989	TF	\$100.00	11	B451.23	
			9	03/05/2025	303993	DED: 6051 AF FSA	\$1,014.15	11	B451.23	
			9	03/05/2025	303993	DED:6050 AF DEP CAR	\$119.05	11	B451.23	
			9	03/05/2025	303993	HD OWES BACK	(\$14.88)	11	B451.23	
			9	03/05/2025	303996	DED:6052 AF ACCIDNT	\$2,123.46	11	B451.23	
			9	03/05/2025	303996	DED:6053 AF CANCER	\$846.18	11	B451.23	
			9	03/05/2025	303996	DED:6054 AF CANCER	\$237.60	11	B451.23	
			9	03/05/2025	303996	DED:6055 AF DISBLTY	\$380.48	11	B451.23	
			9	03/05/2025	303996	DED:6056 AF CRT ILL	\$188.76	11	B451.23	
	9	03/05/2025	303996	DED:6057 AF HOSPITL	\$390.32	11	B451.23			
	9	03/05/2025	303996	DED:6058 AF LIFE	\$1,154.56	11	B451.23			
	9	03/05/2025	303996	TCT OWES	\$33.60	11	B451.23			
	9	03/24/2025	304013	DED:6050 AF DEP CAR	\$119.05	11	B451.23			
	9	03/24/2025	304013	DED:6051 AF FSA	\$1,114.15	11	B451.23			

EASTERN UPPER PENINSULA ISD

Check Register - March 2025

Fund Charged	Fund Title	Vendor Name	Period	Check Date	Check Number	Transaction Description	Transaction Amount	Budget Unit	Account Code
11	GENERAL FUND	AMERICAN FIDELITY	9	03/24/2025	304013	HD OWES	(\$14.88)	11	B451.23
AMERICAN FIDELITY - Total							\$9,009.92		
		AT&T	9	03/11/2025	103537	ISDCO ELEVATOR JAN25	\$107.86	11.1261.000.1080	3410.01
			9	03/11/2025	103537	ISDCO FAX/ELEVATOR	\$414.16	11.1261.000.1080	3410.01
AT&T - Total							\$522.02		
		ATLANTA COMMUNITY SCHOOLS	9	03/21/2025	103552	KRISTINE JONES - PRTL	\$75.00	11.1221.000.2039	8290.01
ATLANTA COMMUNITY SCHOOLS - Total							\$75.00		
		BAHWETING ANISHNABE SCHOOL	9	03/24/2025	V906470	AARON LITZNER-PRTL	\$75.00	11.1411.000.1001	8910.01
			9	03/24/2025	V906470	J. SINGLETON -PRTL	\$75.00	11.1221.000.2029	8290.01
BAHWETING ANISHNABE SCHOOL - Total							\$150.00		
		BAKERWORKS, INC.	9	03/24/2025	V906471	CO - FEB SNOW REMOVAL	\$2,060.00	11.1261.000.1080	3190.01
			9	03/24/2025	V906471	CO - JAN SALT & SAND	\$840.00	11.1261.000.1080	3190.01
BAKERWORKS, INC. - Total							\$2,900.00		
		BMO FINANCIAL GROUP	9	03/21/2025	600552	PCARD-ARMSTRONG T	\$43.78	11.1226.000.2041	3410.02
			9	03/21/2025	600552	PCARD-ARMSTRONG T	\$1,188.00	11.1216.000.2041	3450.01
			9	03/21/2025	600552	PCARD-BAZINAU J	\$188.80	11.1221.000.1377	5110.01
			9	03/21/2025	600552	PCARD-BEACOM B	\$512.45	11.1221.000.1380	3220.01
			9	03/21/2025	600552	PCARD-BENNETT C	\$140.36	11.1221.000.3081	5110.01
			9	03/21/2025	600552	PCARD-BENNETT C	\$500.00	11.1221.000.3081	3220.01
			9	03/21/2025	600552	PCARD-BOIS BLANC	\$18.98	11.1259.000.1100	9999.04
			9	03/21/2025	600552	PCARD-BRINDLEY L	\$4.00	11.1289.000.1320	3220.01
			9	03/21/2025	600552	PCARD-CRAIG H	\$22.93	11.1221.000.1370	3220.01
			9	03/21/2025	600552	PCARD-CRAIG H	\$84.21	11.1221.000.2039	3220.01
			9	03/21/2025	600552	PCARD-CRAIG H	\$407.35	11.1221.000.2029	5110.01
			9	03/21/2025	600552	PCARD-CRAIG H	\$447.05	11.1221.000.2039	5110.01
			9	03/21/2025	600552	PCARD-DEUMAN H	\$119.42	11.1232.000.1050	5990.01
			9	03/21/2025	600552	PCARD-DEUMAN H	\$404.85	11.1283.000.1045	3510.03
			9	03/21/2025	600552	PCARD-DUTCHER K	\$56.99	11.1221.000.3070	5990.18
			9	03/21/2025	600552	PCARD-DUTCHER K	\$241.29	11.1221.000.1370	7910.01
			9	03/21/2025	600552	PCARD-DUTCHER K	\$412.02	11.1261.000.1080	3410.02
			9	03/21/2025	600552	PCARD-DUTCHER K	\$448.99	11.1221.000.3070	6420.01
			9	03/21/2025	600552	PCARD-EILOLA T	\$8.00	11.1285.000.1300	3220.01
			9	03/21/2025	600552	PCARD-FINFROCK P	\$161.90	11.1221.000.3070	3220.01
			9	03/21/2025	600552	PCARD-FINFROCK P	\$500.00	11.1221.000.3081	3220.01
			9	03/21/2025	600552	PCARD-FOLKERSMA D	\$172.32	11.1221.000.3081	5110.01
			9	03/21/2025	600552	PCARD-GILLHOOLEY M	\$40.00	11.1252.000.1060	7410.01
			9	03/21/2025	600552	PCARD-KRANENDONK S	\$38.13	11.1216.000.2041	5110.01
			9	03/21/2025	600552	PCARD-MASUGA V	\$77.49	11.1221.000.3070	5110.01
			9	03/21/2025	600552	PCARD-MASUGA V	\$379.50	11.1232.000.1050	3220.02
			9	03/21/2025	600552	PCARD-MASUGA V	\$500.00	11.1221.000.1370	3220.01

EASTERN UPPER PENINSULA ISD

Check Register - March 2025

Fund Charged	Fund Title	Vendor Name	Period	Check Date	Check Number	Transaction Description	Transaction Amount	Budget Unit	Account Code			
11	GENERAL FUND	BMO FINANCIAL GROUP	9	03/21/2025	600552	PCARD-MAYER E	\$90.00	11.1261.000.1080	3830			
			9	03/21/2025	600552	PCARD-MAYER E	\$381.51	11.1261.000.1080	3410.02			
			9	03/21/2025	600552	PCARD-MCARTHUR A	\$112.00	11.1232.000.1050	7910.01			
			9	03/21/2025	600552	PCARD-MCCORD T	\$520.95	11.1221.000.2029	5110.01			
			9	03/21/2025	600552	PCARD-MCCORD T	\$1,295.00	11.1221.000.2029	3450			
			9	03/21/2025	600552	PCARD-MCKINNEY D	\$49.49	11.1283.000.1065	3410.02			
			9	03/21/2025	600552	PCARD-MCKINNEY D	\$94.37	11.1252.000.1060	5910.01			
			9	03/21/2025	600552	PCARD-MILLER S	\$10.42	11.1218.000.2041	3210.01			
			9	03/21/2025	600552	PCARD-ORTIZ C	\$349.78	11.1221.000.3081	5110.01			
			9	03/21/2025	600552	PCARD-ORTIZ C	\$500.00	11.1221.000.3081	3220.01			
			9	03/21/2025	600552	PCARD-PARISH M	\$8.70	11.1221.000.2039	5110.01			
			9	03/21/2025	600552	PCARD-PARISH M	\$42.97	11.1231.000.1040	7910.01			
			9	03/21/2025	600552	PCARD-PARISH M	\$47.97	11.1261.000.1080	5910.01			
			9	03/21/2025	600552	PCARD-PARISH M	\$61.76	11.1221.000.1330	3220.05			
			9	03/21/2025	600552	PCARD-PARISH M	\$88.24	11.1221.000.1380	3220.07			
			9	03/21/2025	600552	PCARD-PARISH M	\$125.00	11.1221.000.1052	3220.05			
			9	03/21/2025	600552	PCARD-PARISH M	\$148.30	11.1221.000.1370	3220.01			
			9	03/21/2025	600552	PCARD-REYNOLDS M	\$416.64	11.1259.000.1100	9999.04			
			9	03/21/2025	600552	PCARD-RUTLEDGE T	\$4.00	11.1259.000.1100	9999.03			
			9	03/21/2025	600552	PCARD-SANDVIK L	\$1,566.47	11.1261.000.1080	5520			
			9	03/21/2025	600552	PCARD-SHORT H	\$36.99	11.1213.000.2041	5110.01			
			9	03/21/2025	600552	PCARD-SHORT H	\$363.82	11.1213.000.2041	3220.01			
			9	03/21/2025	600552	PCARD-ST ONGE K	\$1,382.10	11.1259.000.1100	9999.03			
			9	03/21/2025	600552	PCARD-ST ONGE K	\$1,710.08	11.1221.000.3070	3220.01			
			BMO FINANCIAL GROUP - Total							\$16,525.37		
				BP		9	03/21/2025	304007	BP OVERCHARGE FEB PYM	\$12.00	11.1259.000.1100	9999.04
			BP - Total							\$12.00		
				BRIAN KING		9	03/21/2025	103566	REIMBURSEMENT	\$31.50	11.1221.000.2039	3210.01
BRIAN KING - Total							\$31.50					
	BRIMLEY AREA SCHOOLS		9	03/24/2025	V906472	EMILY BAKER - PRTL	\$75.00	11.1411.000.1001	8910.01			
BRIMLEY AREA SCHOOLS - Total							\$75.00					
	CARA ORTIZ		9	03/24/2025	V906490	FEB 25 TRAVEL	\$499.10	11.1221.000.3081	3210.01			
CARA ORTIZ - Total							\$499.10					
	CHAMBER OF COMMERCE-SAULT		9	03/12/2025	V906454	SPONSOR - SLVR PKG	\$1,000.00	11.1232.000.1050	3510.02			
CHAMBER OF COMMERCE-SAULT - Total							\$1,000.00					
	CHARLTON HESTON ACADEMY		9	03/21/2025	103553	ANDREW GUZDIAL - PRTL	\$75.00	11.1221.000.2039	8290.01			
			9	03/21/2025	103553	GEORGE WHITTAKER-PRTL	\$75.00	11.1221.000.2039	8290.01			
CHARLTON HESTON ACADEMY - Total							\$150.00					
	CHEBOYGAN AREA SCHOOLS		9	03/21/2025	103555	KARL WOOD - FULL	\$150.00	11.1221.000.2039	8290.01			
CHEBOYGAN AREA SCHOOLS - Total							\$150.00					

EASTERN UPPER PENINSULA ISD

Check Register - March 2025

Fund Charged	Fund Title	Vendor Name	Period	Check Date	Check Number	Transaction Description	Transaction Amount	Budget Unit	Account Code	
11	GENERAL FUND	COUNTY OF CHIPPEWA	9	03/06/2025	V906441	COMMERCIAL FOREST REF	\$27.14	11.0128.000.1000	0128.01	
		COUNTY OF CHIPPEWA - Total						\$27.14		
		DAFTER TOWNSHIP	9	03/11/2025	103540	REFUND 2022 TAXES	\$80.82	11.1259.000.1090	7910.04	
		DAFTER TOWNSHIP - Total						\$80.82		
		DBA THE WICKED SISTER	9	03/06/2025	V906442	MIMTTSS LUNCH	\$256.50	11.1221.000.1370	3220.01	
		DBA THE WICKED SISTER - Total						\$256.50		
		DTE ENERGY CO.	9	03/21/2025	103559	HEAT 2/4-3/4	\$690.32	11.1261.000.1080	5510	
		DTE ENERGY CO. - Total						\$690.32		
		EDUSTAFF	9	03/11/2025	304000	PPE 02/16-03/01/25	\$249.06	11.1261.000.1080	3190.01	
			9	03/11/2025	304000	PPE 02/16-03/01/25	\$1,511.48	11.1221.000.3081	3190.04	
		EDUSTAFF - Total						\$1,760.54		
		EFTPS	9	03/05/2025	303982	DED:*FI FICA	\$48,812.60	11	B451.01	
			9	03/05/2025	303982	DED:*FM MEDICARE	\$11,415.74	11	B451.01	
			9	03/05/2025	303982	DED:*FT FEDERAL	\$27,057.99	11	B451.02	
			9	03/07/2025	303997	DED:*FI FICA	\$48,932.66	11	B451.01	
			9	03/07/2025	303997	DED:*FM MEDICARE	\$11,443.92	11	B451.01	
			9	03/07/2025	303997	DED:*FT FEDERAL	\$27,660.83	11	B451.02	
			9	03/24/2025	304014	DED:*FI FICA	\$55,478.98	11	B451.01	
			9	03/24/2025	304014	DED:*FM MEDICARE	\$12,975.00	11	B451.01	
			9	03/24/2025	304014	DED:*FT FEDERAL	\$36,560.83	11	B451.02	
		EFTPS - Total						\$280,338.55		
		EPARS	9	03/05/2025	303983	DED:7200 403B	\$620.28	11	B451.13	
			9	03/05/2025	303983	DED:7201 403B	\$250.00	11	B451.13	
			9	03/05/2025	303983	DED:7202 403B	\$605.00	11	B451.13	
			9	03/05/2025	303983	DED:7203 403B	\$1,165.00	11	B451.13	
			9	03/05/2025	303983	DED:7204 403B	\$775.00	11	B451.13	
			9	03/05/2025	303983	DED:7213 403B%	\$668.73	11	B451.13	
			9	03/05/2025	303983	DED:7214 403B%	\$587.47	11	B451.13	
			9	03/05/2025	303983	DED:7256 403B ROTH%	\$48.62	11	B451.13	
			9	03/05/2025	303983	DED:7263 403B%	\$199.94	11	B451.13	
			9	03/05/2025	303983	DED:7300 457 PRE T	\$487.00	11	B451.13	
			9	03/05/2025	303983	DED:7303 457 PRE T	\$905.00	11	B451.13	
			9	03/05/2025	303983	DED:7304 457 PRE T	\$550.00	11	B451.13	
			9	03/05/2025	303983	DED:7353 457 ROTH	\$600.00	11	B451.13	
			9	03/07/2025	303998	DED:7200 403B	\$620.28	11	B451.13	
			9	03/07/2025	303998	DED:7201 403B	\$250.00	11	B451.13	
			9	03/07/2025	303998	DED:7202 403B	\$605.00	11	B451.13	
			9	03/07/2025	303998	DED:7203 403B	\$1,205.00	11	B451.13	
			9	03/07/2025	303998	DED:7204 403B	\$775.00	11	B451.13	
			9	03/07/2025	303998	DED:7213 403B%	\$659.71	11	B451.13	
			9	03/07/2025	303998	DED:7214 403B%	\$587.47	11	B451.13	
		9	03/07/2025	303998	DED:7256 403B ROTH%	\$49.34	11	B451.13		

EASTERN UPPER PENINSULA ISD

Check Register - March 2025

Fund Charged	Fund Title	Vendor Name	Period	Check Date	Check Number	Transaction Description	Transaction Amount	Budget Unit	Account Code		
11	GENERAL FUND	EPARS	9	03/07/2025	303998	DED:7263 403B%	\$199.94	11	B451.13		
			9	03/07/2025	303998	DED:7300 457 PRE T	\$487.00	11	B451.13		
			9	03/07/2025	303998	DED:7303 457 PRE T	\$905.00	11	B451.13		
			9	03/07/2025	303998	DED:7304 457 PRE T	\$550.00	11	B451.13		
			9	03/07/2025	303998	DED:7353 457 ROTH	\$600.00	11	B451.13		
			9	03/24/2025	304015	DED:7200 403B	\$620.28	11	B451.13		
			9	03/24/2025	304015	DED:7201 403B	\$250.00	11	B451.13		
			9	03/24/2025	304015	DED:7202 403B	\$845.00	11	B451.13		
			9	03/24/2025	304015	DED:7203 403B	\$1,205.00	11	B451.13		
			9	03/24/2025	304015	DED:7204 403B	\$775.00	11	B451.13		
			9	03/24/2025	304015	DED:7213 403B%	\$713.17	11	B451.13		
			9	03/24/2025	304015	DED:7214 403B%	\$771.47	11	B451.13		
			9	03/24/2025	304015	DED:7256 403B ROTH%	\$48.24	11	B451.13		
			9	03/24/2025	304015	DED:7263 403B%	\$199.94	11	B451.13		
			9	03/24/2025	304015	DED:7300 457 PRE T	\$487.00	11	B451.13		
			9	03/24/2025	304015	DED:7303 457 PRE T	\$905.00	11	B451.13		
			9	03/24/2025	304015	DED:7304 457 PRE T	\$550.00	11	B451.13		
			9	03/24/2025	304015	DED:7353 457 ROTH	\$600.00	11	B451.13		
		EPARS - Total							\$22,925.88		
			EUP TRANSPORTATION AUTHORITY		9	03/24/2025	V906475	DI FERRY-C.ORTIZ	\$20.00	11.1221.000.3081	3210.01
		EUP TRANSPORTATION AUTHORITY - Total							\$20.00		
			EVERYTHING ELECTRIC SALES		9	03/21/2025	103560	MISC. SUPPLIES	\$15.29	11.1261.000.1080	5990.01
		EVERYTHING ELECTRIC SALES - Total							\$15.29		
			GAYLORD COMMUNITY SCHOOLS		9	03/21/2025	103561	ALAN MASSEY - FULL	\$150.00	11.1221.000.2039	8290.01
					9	03/21/2025	103561	BRADY WRIGHT - FULL	\$150.00	11.1221.000.2039	8290.01
		GAYLORD COMMUNITY SCHOOLS - Total							\$300.00		
			GFL ENVIRONMENTAL USA INC		9	03/24/2025	V906477	ISD CO TRASH	\$407.08	11.1261.000.1080	3840
		GFL ENVIRONMENTAL USA INC - Total							\$407.08		
	GORDON FOOD SERVICE		9	03/21/2025	103562	SNACKS WATER	\$97.49	11.1261.000.1080	5910.01		
GORDON FOOD SERVICE - Total							\$97.49				
	GUD MARKETING		9	03/24/2025	V906480	FEB 25 SERVICES	\$15,311.25	11.1281.000.2004	3510.02		
GUD MARKETING - Total							\$15,311.25				
	GUIDOS PREMIUM PIZZA		9	03/06/2025	V906444	BUSINESS OFFICE LUNCH	\$100.49	11.1252.000.1060	3220.03		
			9	03/06/2025	V906444	VPAA LUNCH	\$68.09	11.1227.000.1001	3190.01		
GUIDOS PREMIUM PIZZA - Total							\$168.58				
	HEALTH EQUITY INC		9	03/05/2025	303990	DED:2205 HSA EE ADM	\$3,742.76	11	B451.20		
			9	03/05/2025	303990	DED:2206 HSA EE TCH	\$1,008.33	11	B451.20		
			9	03/05/2025	303990	DED:2207 HSA EE SUP	\$200.00	11	B451.20		
			9	03/07/2025	303999	DED:2205 HSA EE ADM	\$3,742.76	11	B451.20		
			9	03/07/2025	303999	DED:2206 HSA EE TCH	\$1,008.33	11	B451.20		

EASTERN UPPER PENINSULA ISD

Check Register - March 2025

Fund Charged	Fund Title	Vendor Name	Period	Check Date	Check Number	Transaction Description	Transaction Amount	Budget Unit	Account Code		
11	GENERAL FUND	HEALTH EQUITY INC	9	03/07/2025	303999	DED:2207 HSA EE SUP	\$200.00	11	B451.20		
			9	03/24/2025	304016	DED:2205 HSA EE ADM	\$3,742.76	11	B451.20		
			9	03/24/2025	304016	DED:2206 HSA EE TCH	\$1,008.33	11	B451.20		
			9	03/24/2025	304016	DED:2207 HSA EE SUP	\$200.00	11	B451.20		
		HEALTH EQUITY INC - Total							\$14,853.27		
		HILLMAN COMMUNITY SCHOOLS	9	03/21/2025	103563	ERIC MUSZYNSKI - PRTL	\$75.00	11.1221.000.2039	8290.01		
			9	03/21/2025	103563	MASON VANPAMEL - PRTL	\$75.00	11.1221.000.2039	8290.01		
		HILLMAN COMMUNITY SCHOOLS - Total							\$150.00		
		HOUGHTON LAKE COMMUNITY SCHOOLS	9	03/21/2025	103564	AMY BONTEKOE PRTL	\$75.00	11.1221.000.2039	8290.01		
		HOUGHTON LAKE COMMUNITY SCHOOLS - Total							\$75.00		
		JASON SOMERS	9	03/21/2025	103577	MILEAGE	\$39.20	11.1221.000.2039	3210.01		
		JASON SOMERS - Total							\$39.20		
		KRISTINE JONES	9	03/21/2025	103565	MILEAGE	\$39.20	11.1221.000.2039	3210.01		
		KRISTINE JONES - Total							\$39.20		
		LAKE SUPERIOR STATE UNIVERSITY	9	03/12/2025	V906457	FY25 RENT	\$7,005.00	11.1261.000.1080	4210.01		
		LAKE SUPERIOR STATE UNIVERSITY - Total							\$7,005.00		
		LES CHENEAX COMM SCHOOLS	9	03/24/2025	V906483	AMY CLEGG - PRTL	\$75.00	11.1411.000.1001	8910.01		
		LES CHENEAX COMM SCHOOLS - Total							\$75.00		
		MADISON NATIONAL LIFE	9	03/21/2025	103569	APRIL LIFE & LTD	\$4,382.80	11	B451.18		
		MADISON NATIONAL LIFE - Total							\$4,382.80		
		MARQUETTE-ALGER RESA	9	03/24/2025	V906485	HS QUIZ BOWL 24-25	\$319.09	11.1113.000.1017	7920.01		
		MARQUETTE-ALGER RESA - Total							\$319.09		
		MASON VANPAMEL	9	03/21/2025	103578	MILEAGE	\$33.60	11.1221.000.2039	3210.01		
		MASON VANPAMEL - Total							\$33.60		
		MENOMINEE COUNTY ISD	9	03/21/2025	103570	2024-25 KAROUB LOBBYI	\$3,000.00	11.1231.000.1040	3190.01		
		MENOMINEE COUNTY ISD - Total							\$3,000.00		
		MESSA	9	03/13/2025	304003	COBRA I SEBASTIAN	\$973.57	11	B451.25		
			9	03/13/2025	304003	MARCH 25 OPTIONS	\$811.24	11	B451.07		
			9	03/13/2025	304003	MARCH 25 STAFF	\$117,372.16	11	B451.06		
			9	03/13/2025	304003	MARCH 25 SUPPORT	\$25,560.21	11	B451.05		
		MESSA - Total							\$144,717.18		
		MICHIGAN PUBLIC SCHOOL	9	03/05/2025	303984	DED:0101 BASIC 0% H	\$2,649.35	11	B451.04		
			9	03/05/2025	303984	DED:0104 MIP FIX H	\$2,361.27	11	B451.04		
			9	03/05/2025	303984	DED:0105 MIP GRAD H	\$30,857.65	11	B451.04		
			9	03/05/2025	303984	DED:0106 MIP PLUS H	\$5,340.72	11	B451.04		
			9	03/05/2025	303984	DED:0107 MIP 7% H	\$21,624.58	11	B451.04		
			9	03/05/2025	303984	DED:0109 PEN PLUS H	\$1,232.81	11	B451.04		

EASTERN UPPER PENINSULA ISD

Check Register - March 2025

Fund Charged	Fund Title	Vendor Name	Period	Check Date	Check Number	Transaction Description	Transaction Amount	Budget Unit	Account Code
11	GENERAL FUND	MICHIGAN PUBLIC SCHOOL	9	03/05/2025	303984	DED:0199 MPSERS HCC	\$5,275.03	11	B451.04
			9	03/05/2025	303984	DED:0207 MIP 7% P	\$1,676.80	11	B451.04
			9	03/05/2025	303984	DED:0209 PEN PLUS P	\$6,645.43	11	B451.04
			9	03/05/2025	303984	DED:0210 DC PHF	\$22,542.89	11	B451.04
			9	03/05/2025	303984	DED:0211 P PLUS 2	\$31,875.16	11	B451.04
			9	03/05/2025	303984	DED:0999 TDP	\$150.30	11	B451.04
			9	03/05/2025	303984	DED:1003 MIP ADJ DB	(\$117.86)	11	B451.04
			9	03/05/2025	303984	DED:1004 MIP ADJ ER	(\$117.85)	11	B451.04
			9	03/05/2025	303991	DED:0101 BASIC 0% H	\$2,597.19	11	B451.04
			9	03/05/2025	303991	DED:0104 MIP FIX H	\$2,426.32	11	B451.04
			9	03/05/2025	303991	DED:0105 MIP GRAD H	\$30,831.17	11	B451.04
			9	03/05/2025	303991	DED:0106 MIP PLUS H	\$5,291.99	11	B451.04
			9	03/05/2025	303991	DED:0107 MIP 7% H	\$21,111.78	11	B451.04
			9	03/05/2025	303991	DED:0109 PEN PLUS H	\$1,232.81	11	B451.04
			9	03/05/2025	303991	DED:0199 MPSERS HCC	\$5,229.20	11	B451.04
			9	03/05/2025	303991	DED:0201 BASIC 0% P	\$54.20	11	B451.04
			9	03/05/2025	303991	DED:0207 MIP 7% P	\$1,676.80	11	B451.04
			9	03/05/2025	303991	DED:0209 PEN PLUS P	\$6,636.72	11	B451.04
			9	03/05/2025	303991	DED:0210 DC PHF	\$22,671.09	11	B451.04
			9	03/05/2025	303991	DED:0211 P PLUS 2	\$32,419.37	11	B451.04
			9	03/05/2025	303991	DED:0999 TDP	\$150.30	11	B451.04
			9	03/05/2025	303991	DED:1003 MIP ADJ DB	(\$211.77)	11	B451.04
			9	03/05/2025	303991	DED:1004 MIP ADJ ER	(\$211.76)	11	B451.04
			9	03/05/2025	303995	147C2	\$1,619.85	11.1271.000.1002	2820
			9	03/05/2025	303995	147C2	\$1,628.44	11.1284.000.1002	2820
			9	03/05/2025	303995	147C2	\$1,992.15	11.1252.000.1002	2820
			9	03/05/2025	303995	147C2	\$2,041.30	11.1221.000.1002	2820
			9	03/05/2025	303995	147C2	\$2,795.15	11.1216.000.1002	2820
			9	03/05/2025	303995	147C2	\$3,429.54	11.1226.000.1002	2820
			9	03/05/2025	303995	147C2	\$5,493.21	11.1122.000.1002	2820
			9	03/05/2025	303995	FEBRUARY UAAL	\$83,586.92	11	B451.16
			9	03/12/2025	304001	DED:0101 BASIC 0% H	\$2,649.35	11	B451.04
			9	03/12/2025	304001	DED:0104 MIP FIX H	\$2,237.09	11	B451.04
			9	03/12/2025	304001	DED:0105 MIP GRAD H	\$30,262.64	11	B451.04
			9	03/12/2025	304001	DED:0106 MIP PLUS H	\$5,278.44	11	B451.04
			9	03/12/2025	304001	DED:0107 MIP 7% H	\$20,714.63	11	B451.04
			9	03/12/2025	304001	DED:0109 PEN PLUS H	\$1,232.81	11	B451.04
			9	03/12/2025	304001	DED:0199 MPSERS HCC	\$5,138.14	11	B451.04
			9	03/12/2025	304001	DED:0207 MIP 7% P	\$1,676.80	11	B451.04
			9	03/12/2025	304001	DED:0209 PEN PLUS P	\$6,651.05	11	B451.04
			9	03/12/2025	304001	DED:0210 DC PHF	\$23,657.19	11	B451.04
			9	03/12/2025	304001	DED:0211 P PLUS 2	\$30,438.35	11	B451.04

EASTERN UPPER PENINSULA ISD

Check Register - March 2025

Fund Charged	Fund Title	Vendor Name	Period	Check Date	Check Number	Transaction Description	Transaction Amount	Budget Unit	Account Code		
11	GENERAL FUND	MICHIGAN PUBLIC SCHOOL	9	03/12/2025	304001	DED:0999 TDP	\$150.30	11	B451.04		
			9	03/12/2025	304001	DED:1003 MIP ADJ DB	(\$292.24)	11	B451.04		
			9	03/12/2025	304001	DED:1004 MIP ADJ ER	(\$292.24)	11	B451.04		
			9	03/19/2025	304006	MARCH UAAL	\$1,619.85	11.1271.000.1002	2820		
			9	03/19/2025	304006	MARCH UAAL	\$1,628.44	11.1284.000.1002	2820		
			9	03/19/2025	304006	MARCH UAAL	\$1,992.15	11.1252.000.1002	2820		
			9	03/19/2025	304006	MARCH UAAL	\$2,041.30	11.1221.000.1002	2820		
			9	03/19/2025	304006	MARCH UAAL	\$2,795.15	11.1216.000.1002	2820		
			9	03/19/2025	304006	MARCH UAAL	\$3,429.54	11.1226.000.1002	2820		
			9	03/19/2025	304006	MARCH UAAL	\$5,493.21	11.1122.000.1002	2820		
			9	03/19/2025	304006	MARCH UAAL	\$83,586.92	11	B451.16		
			9	03/24/2025	304017	DED:0101 BASIC 0% H	\$2,597.19	11	B451.04		
			9	03/24/2025	304017	DED:0104 MIP FIX H	\$2,341.07	11	B451.04		
			9	03/24/2025	304017	DED:0105 MIP GRAD H	\$30,933.83	11	B451.04		
			9	03/24/2025	304017	DED:0106 MIP PLUS H	\$5,466.55	11	B451.04		
			9	03/24/2025	304017	DED:0107 MIP 7% H	\$19,662.99	11	B451.04		
			9	03/24/2025	304017	DED:0109 PEN PLUS H	\$1,232.81	11	B451.04		
			9	03/24/2025	304017	DED:0199 MPSERS HCC	\$5,134.60	11	B451.04		
			9	03/24/2025	304017	DED:0207 MIP 7% P	\$1,676.80	11	B451.04		
			9	03/24/2025	304017	DED:0209 PEN PLUS P	\$6,672.61	11	B451.04		
		9	03/24/2025	304017	DED:0210 DC PHF	\$23,127.13	11	B451.04			
		9	03/24/2025	304017	DED:0211 P PLUS 2	\$30,409.90	11	B451.04			
		9	03/24/2025	304017	DED:0999 TDP	\$150.30	11	B451.04			
		MICHIGAN PUBLIC SCHOOL - Total							\$727,982.90		
				MICHIGAN PUBLIC SCHOOL - DC	9	03/05/2025	303985	DED:0299 MPSERS PHF	\$9,608.24	11	B451.04
					9	03/05/2025	303985	DED:0302 DEF CONT	\$600.14	11	B451.04
					9	03/05/2025	303985	DED:0303 PP DEF CON	\$3,759.92	11	B451.04
					9	03/05/2025	303985	DED:0306 P PLUS2 DC	\$5,747.22	11	B451.04
					9	03/05/2025	303985	DED:0310 DC 4% ER	\$4,345.85	11	B451.04
					9	03/05/2025	303985	DED:0399 DC EE CONT	\$7,271.70	11	B451.04
					9	03/05/2025	303985	DED:1005 MIP ADJ DC	\$19.01	11	B451.04
					9	03/05/2025	303985	DED:1006 MIP ADJ DC	\$114.05	11	B451.04
					9	03/05/2025	303992	DED:0299 MPSERS PHF	\$9,678.52	11	B451.04
					9	03/05/2025	303992	DED:0302 DEF CONT	\$603.55	11	B451.04
		9	03/05/2025		303992	DED:0303 PP DEF CON	\$3,791.75	11	B451.04		
		9	03/05/2025		303992	DED:0306 P PLUS2 DC	\$5,828.10	11	B451.04		
		9	03/05/2025		303992	DED:0310 DC 4% ER	\$4,377.15	11	B451.04		
		9	03/05/2025	303992	DED:0399 DC EE CONT	\$7,293.67	11	B451.04			
		9	03/05/2025	303992	DED:1005 MIP ADJ DC	\$39.26	11	B451.04			
		9	03/05/2025	303992	DED:1006 MIP ADJ DC	\$235.68	11	B451.04			
		9	03/12/2025	304002	DED:0299 MPSERS PHF	\$9,712.88	11	B451.04			
		9	03/12/2025	304002	DED:0302 DEF CONT	\$690.74	11	B451.04			
		9	03/12/2025	304002	DED:0303 PP DEF CON	\$3,640.01	11	B451.04			

EASTERN UPPER PENINSULA ISD

Check Register - March 2025

Fund Charged	Fund Title	Vendor Name	Period	Check Date	Check Number	Transaction Description	Transaction Amount	Budget Unit	Account Code
11	GENERAL FUND	MICHIGAN PUBLIC SCHOOL - DC	9	03/12/2025	304002	DED:0306 P PLUS2 DC	\$6,074.58	11	B451.04
			9	03/12/2025	304002	DED:0310 DC 4% ER	\$4,572.19	11	B451.04
			9	03/12/2025	304002	DED:0399 DC EE CONT	\$7,253.75	11	B451.04
			9	03/12/2025	304002	DED:1005 MIP ADJ DC	\$53.97	11	B451.04
			9	03/12/2025	304002	DED:1006 MIP ADJ DC	\$323.79	11	B451.04
			9	03/12/2025	304002	FORFEITURE CREDIT	(\$14,530.61)	11.0312.000.0000	0312.01
			9	03/24/2025	304018	DED:0299 MPSERS PHF	\$9,511.96	11	B451.04
			9	03/24/2025	304018	DED:0302 DEF CONT	\$644.61	11	B451.04
			9	03/24/2025	304018	DED:0303 PP DEF CON	\$3,715.44	11	B451.04
			9	03/24/2025	304018	DED:0306 P PLUS2 DC	\$5,920.40	11	B451.04
			9	03/24/2025	304018	DED:0310 DC 4% ER	\$4,458.97	11	B451.04
			9	03/24/2025	304018	DED:0399 DC EE CONT	\$9,001.01	11	B451.04
			9	03/24/2025	304018	FORFEITURE CREDIT	(\$13,916.80)	11.0312.000.0000	0312.01
			9	03/24/2025	304018	TR OWES	\$22.58	11	B451.04
			MICHIGAN PUBLIC SCHOOL - DC - Total						
		MID-MICHIGAN HONOR FLIGHT	9	03/21/2025	103572	DONATION- T. HAZLEY	\$40.00	11.1296.000.1016	7920.01
MID-MICHIGAN HONOR FLIGHT - Total							\$40.00		
		NATIONAL OFFICE PRODUCTS	9	03/06/2025	V906448	BUS OFFICE COPIER OVG	\$129.37	11.1261.000.1080	4120.01
			9	03/06/2025	V906448	COPIER OVG RATE	\$55.41	11.1261.000.1080	4120.01
			9	03/06/2025	V906448	EC LSSU COPIER OVG	\$274.94	11.1261.000.1080	4120.01
			9	03/06/2025	V906448	LC BUSINESS OFFICE	\$44.95	11.1261.000.1060	4120.01
			9	03/06/2025	V906448	UPSTAIRS COPER OVG	\$329.14	11.1261.000.1080	4120.01
			9	03/24/2025	V906486	FOLDERS	\$75.96	11.1221.000.3070	5990.18
NATIONAL OFFICE PRODUCTS - Total							\$909.77		
		NATIONAL VISION ADMINISTRATORS, LLC	9	03/24/2025	304019	NVA ADMIN FEES - FEB	\$304.20	11	B451.09
			9	03/24/2025	304020	NVA CLAIMS FEB 16-28	\$836.50	11	B451.09
			9	03/24/2025	304021	NVA CLAIMS MARCH 1-15	\$710.17	11	B451.09
NATIONAL VISION ADMINISTRATORS, LLC - Total							\$1,850.87		
		NEWBERRY ANIMAL CLINIC	9	03/11/2025	103544	DONATION-M. PARISH	\$40.00	11.1296.000.1016	7920.01
NEWBERRY ANIMAL CLINIC - Total							\$40.00		
		NORTHERN MICHIGAN UNIVERSITY	9	03/05/2025	103531	UP CTR FOR ED. DVLPMT	\$4,195.91	11.1232.000.1050	7410.01
			9	03/05/2025	103531	UPCTR ED. DVLP ASSESS	\$1,000.00	11.1232.000.1050	7410.01
NORTHERN MICHIGAN UNIVERSITY - Total							\$5,195.91		
		OHA PEST SOLUTIONS	9	03/24/2025	V906488	PEST CONTROL	\$200.00	11.1261.000.1080	4910.03
OHA PEST SOLUTIONS - Total							\$200.00		
		OJIBWE CHARTER SCHOOL	9	03/24/2025	V906489	HEDY YANNI - PRTL	\$75.00	11.1411.000.1001	8910.01
			9	03/24/2025	V906489	SETH BAKER - PRTL	\$75.00	11.1411.000.1001	8910.01
OJIBWE CHARTER SCHOOL - Total							\$150.00		
		PARKERS HARDWARE	9	03/05/2025	103532	CAUTION TAPE	\$8.99	11.1261.000.1080	5990.01
			9	03/05/2025	103532	ICE/ ROOF MELT	\$217.91	11.1261.000.1080	5990.01

EASTERN UPPER PENINSULA ISD

Check Register - March 2025

Fund Charged	Fund Title	Vendor Name	Period	Check Date	Check Number	Transaction Description	Transaction Amount	Budget Unit	Account Code	
11	GENERAL FUND	PARKERS HARDWARE	9	03/05/2025	103532	POWER TOOL PARTS	\$25.96	11.1261.000.1080	5990.01	
			9	03/05/2025	103532	ROTARY TOOL KIT & MIS	\$75.96	11.1261.000.1080	5990.01	
		PARKERS HARDWARE - Total						\$328.82		
		PENNYS KITCHEN	9	03/06/2025	V906449	COUNSELORS MEETING	\$99.59	11.1221.000.1430	3220.06	
			9	03/06/2025	V906449	NATIVE ADVISOR LUNCH	\$36.75	11.1221.000.3070	3220.01	
			9	03/06/2025	V906449	TRI COUNTY LUNCH	\$216.90	11.1232.000.1050	3220.02	
			9	03/12/2025	V906458	AVMR LUNCH	\$168.30	11.1221.000.2006	3220.01	
			9	03/12/2025	V906458	SOCIAL STUDIES LUNCH	\$59.14	11.1221.000.1340	3220.01	
			9	03/24/2025	V906493	DATA MANAGEMENT LUNCH	\$10.00	11.1227.000.1360	3220.01	
			9	03/24/2025	V906493	DATA MANAGMENT LUNCH	\$68.40	11.1227.000.1360	3220.01	
			9	03/24/2025	V906493	VAL LUNCH	\$17.00	11.1221.000.1370	3220.01	
			9	03/24/2025	V906493	WORLD LANGUAGE LUNCH	\$36.00	11.1227.000.1001	3190.01	
		PENNYS KITCHEN - Total						\$712.08		
		PICKFORD PUBLIC SCHOOLS	9	03/24/2025	V906494	DARCY SCHREIBER-PRTL	\$75.00	11.1411.000.1001	8910.01	
			9	03/24/2025	V906494	J. KIETZMAN - PRTL	\$75.00	11.1411.000.1001	8910.01	
		PICKFORD PUBLIC SCHOOLS - Total						\$150.00		
		PITNEY BOWES	9	03/05/2025	303994	2025 ANNUAL FEE	\$25.00	11.1261.000.1080	3430	
		PITNEY BOWES - Total						\$25.00		
		QUILL CORPORATION	9	03/24/2025	V906495	BATTERIES TISSUE ETC	\$107.55	11.1261.000.1080	5910.01	
		QUILL CORPORATION - Total						\$107.55		
		ROSCOMMON AREA PUBLIC SCHOOLS	9	03/21/2025	103576	ALEX WOLFE PRTL	\$75.00	11.1221.000.2039	8290.01	
			9	03/21/2025	103576	MARK DALAK PRTL SUB	\$75.00	11.1221.000.2039	8290.01	
			9	03/21/2025	103576	THOMASA ELKINS PRTL	\$75.00	11.1221.000.2039	8290.01	
		ROSCOMMON AREA PUBLIC SCHOOLS - Total						\$225.00		
		ROTARY CLUB OF SAULT STE MARIE	9	03/11/2025	103545	MEMBER DUES	\$271.45	11.1232.000.1050	3220.01	
		ROTARY CLUB OF SAULT STE MARIE - Total						\$271.45		
		RUDYARD AREA SCHOOL	9	03/24/2025	V906496	ALISA MELLON - FULL	\$150.00	11.1221.000.2029	8290.01	
			9	03/24/2025	V906496	GRACE MAY - FULL	\$150.00	11.1221.000.2029	8290.01	
			9	03/24/2025	V906496	ISAIAH MAY - FULL	\$150.00	11.1221.000.2029	8290.01	
			9	03/24/2025	V906496	JEREMIAH CLARK-PRTL	\$75.00	11.1411.000.1001	8910.01	
			9	03/24/2025	V906496	MICHELLE BENSON-PRTL	\$75.00	11.1411.000.1001	8910.01	
			9	03/24/2025	V906496	RMBRSE FOR TRIPLE Q	\$224.00	11.1113.000.1017	7920.01	
		RUDYARD AREA SCHOOL - Total						\$824.00		
		SAULT AREA SCHOOLS	9	03/24/2025	V906497	ANNE WHITE - PRTL	\$75.00	11.1411.000.1001	8910.01	
			9	03/24/2025	V906497	BRITTANY KILLIPS-FULL	\$150.00	11.1221.000.2029	8290.01	

EASTERN UPPER PENINSULA ISD

Check Register - March 2025

Fund Charged	Fund Title	Vendor Name	Period	Check Date	Check Number	Transaction Description	Transaction Amount	Budget Unit	Account Code		
11	GENERAL FUND	SAULT AREA SCHOOLS	9	03/24/2025	V906497	C. SIZEMORE -PRTL	\$75.00	11.1411.000.1001	8910.01		
			9	03/24/2025	V906497	HEATHER MITCHELL-PRTL	\$75.00	11.1221.000.2029	8290.01		
			9	03/24/2025	V906497	KAT MURPHY - PRTL	\$75.00	11.1411.000.1001	8910.01		
			9	03/24/2025	V906497	MEGAN BURKITT - PRTL	\$150.00	11.1411.000.1001	8910.01		
			9	03/24/2025	V906497	SARA PERFETTI - PRTL	\$75.00	11.1411.000.1001	8910.01		
			9	03/24/2025	V906497	VAN DER SCHALIE-PRTL	\$150.00	11.1411.000.1001	8910.01		
		SAULT AREA SCHOOLS - Total							\$825.00		
		9	03/05/2025	103534	Q4 WC - GEN FUND	\$1,261.00	11.1259.000.1090	2840			
		SEG WORKERS COMPENSATION FUND - Total							\$1,261.00		
		9	03/13/2025	304004	MARCH 2025	\$2,352.27	11	B451.09			
		SET INSURANCE - Total							\$2,352.27		
		9	03/12/2025	V906461	KENT, S SSW	\$9,072.00	11.1216.000.2041	3130.01			
		9	03/24/2025	V906499	KENT, S SSW	\$4,914.00	11.1216.000.2041	3130.01			
		SEVN WORKFORCE SOLUTIONS, LLC - Total							\$13,986.00		
		9	03/24/2025	V906501	ONNALEE GIBSON-PRTL	\$75.00	11.1411.000.1001	8910.01			
		ST IGNACE AREA SCHOOLS - Total							\$75.00		
		9	03/12/2025	V906463	FY25 OPST RFF 1	\$17,511.50	11.1411.000.2056	8510.18			
		ST MARYS CATHOLIC SCHOOL - Total							\$17,511.50		
		9	03/05/2025	303986	DED:*SMI STATE	\$28,135.20	11	B451.03			
		9	03/24/2025	304012	DED:*SMI STATE	\$30,426.31	11	B451.03			
		STATE OF MICHIGAN TREASURY - Total							\$58,561.51		
		9	03/24/2025	V906504	MATT BOURBEAU - FULL	\$150.00	11.1221.000.2029	8290.01			
		9	03/24/2025	V906504	NICOLE GUSTAFSON-PRTL	\$75.00	11.1411.000.1001	8910.01			
		TAHQAMENON AREA SCHOOLS - Total							\$225.00		
		9	03/12/2025	V906466	LEGAL SVS FINANCE	\$234.50	11.1231.000.1040	3170.01			
		9	03/12/2025	V906466	LEGAL SVS HR	\$837.50	11.1283.000.1065	3170.01			
		THRUN LAW FIRM P.C. - Total							\$1,072.00		
		9	03/06/2025	V906453	TRI-SHARE - MAYER	\$560.00	11	B451.26			
UNITED WAY OF NORTHWEST MICHIGAN - Total							\$560.00				
9	03/05/2025	103536	DED:8000 UNITED WAY	\$166.00	11	B451.15					
9	03/21/2025	103583	DED:8000 UNITED WAY	\$166.00	11	B451.15					
UNITED WAY OF THE EASTERN UPPER PEN - Total							\$332.00				
9	03/21/2025	103579	QTRLY MISTEM MEETING	\$829.16	11.1221.000.2004	3220.01					
WAYNE COUNTY RESA - Total							\$829.16				
9	03/21/2025	103581	ASHLEY BUCK - FULL	\$150.00	11.1221.000.2039	8290.01					
9	03/21/2025	103581	ASHLEY BUCK PRTL	\$75.00	11.1221.000.2039	8290.01					

EASTERN UPPER PENINSULA ISD

Check Register - March 2025

Fund Charged	Fund Title	Vendor Name	Period	Check Date	Check Number	Transaction Description	Transaction Amount	Budget Unit	Account Code	
11	GENERAL FUND	WEST BRANCH ROSE CITY AREA SCHOOLS - Total						\$225.00		
11 - Total							\$1,481,673.91			
21	EARLY CHILDHOOD FUND	BAHWETING ANISHNABE SCHOOL	9	03/06/2025	V906438	DONATION EUP READS	\$1,000.00	21.1331.000.2221	5910.04	
BAHWETING ANISHNABE SCHOOL - Total							\$1,000.00			
		BMO FINANCIAL GROUP	9	03/21/2025	600552	PCARD-DAVIS J	\$21.57	21.1351.000.1653	5990.01	
			9	03/21/2025	600552	PCARD-DENIS R	\$39.99	21.1351.000.1652	5990.01	
			9	03/21/2025	600552	PCARD-DENIS R	\$700.00	21.1283.000.2248	3220.01	
			9	03/21/2025	600552	PCARD-KJOLHEDE J	\$23.96	21.1351.000.1650	5990.01	
			9	03/21/2025	600552	PCARD-KJOLHEDE J	\$45.15	21.1221.950.2275	3220.01	
			9	03/21/2025	600552	PCARD-KJOLHEDE J	\$50.65	21.1351.000.1652	5990.01	
			9	03/21/2025	600552	PCARD-LAFAVER C	\$30.00	21.1226.000.2275	7410.01	
			9	03/21/2025	600552	PCARD-LOHFF K	\$10.94	21.1351.000.1654	5990.01	
			9	03/21/2025	600552	PCARD-LOHFF K	\$19.95	21.1351.000.1650	5990.01	
			9	03/21/2025	600552	PCARD-LOHFF K	\$64.30	21.1351.000.1653	5990.01	
			9	03/21/2025	600552	PCARD-LOHFF K	\$248.26	21.1351.000.1652	5990.01	
			9	03/21/2025	600552	PCARD-NEVEU S	\$45.94	21.1212.000.2248	5110.01	
			9	03/21/2025	600552	PCARD-NEVEU S	\$61.47	21.1331.000.2248	5110.01	
			9	03/21/2025	600552	PCARD-ORMSBEE K	\$66.87	21.1221.000.2275	5990.32	
			9	03/21/2025	600552	PCARD-ORMSBEE K	\$124.62	21.1259.000.1100	9999.10	
			9	03/21/2025	600552	PCARD-PARISH M	\$185.00	21.1259.000.1100	9999.10	
			9	03/21/2025	600552	PCARD-RYE E	\$105.49	21.1331.000.2242	5910.04	
			9	03/21/2025	600552	PCARD-SAVOIE J	\$119.99	21.1331.000.2242	3510.02	
BMO FINANCIAL GROUP - Total							\$1,964.15			
		CLM COMMUNITY ACTION	9	03/12/2025	V906455	FY25 FEB 25 SLOTS	\$52,653.36	21.1445.000.2275	8510.05	
			9	03/12/2025	V906455	FY25 FEB 25 TRANS	\$6,987.62	21.1445.000.2272	8510.05	
			9	03/12/2025	V906455	FY25 GSRP SLOTS 1ST Q	\$85,118.09	21.1445.000.2275	8510.05	
			9	03/12/2025	V906455	FY25 JAN 25 SLOTS	\$52,653.36	21.1445.000.2275	8510.05	
			9	03/12/2025	V906455	FY25 JAN 25 TRANS	\$6,987.62	21.1445.000.2272	8510.05	
			9	03/12/2025	V906455	FY25 TRNS 10.1-12.31	\$461.48	21.1445.000.2272	8510.05	
CLM COMMUNITY ACTION - Total							\$204,861.53			
		EDUSTAFF	9	03/11/2025	304000	PPE 02/16-03/01/25	\$418.00	21.1351.000.1655	3190.27	
			9	03/11/2025	304000	PPE 02/16-03/01/25	\$3,450.51	21.1351.000.1650	3190.04	
			9	03/11/2025	304000	PPE 02/16-03/01/25	\$3,796.31	21.1351.000.1653	3190.04	
			9	03/11/2025	304000	PPE 02/16-03/01/25	\$3,927.17	21.1351.000.1654	3190.04	
			9	03/11/2025	304000	PPE 02/16-03/01/25	\$4,444.16	21.1351.000.1652	3190.04	
			9	03/11/2025	304000	PPE 02/16-03/01/25	\$5,705.31	21.1118.950.2275	3190.04	
EDUSTAFF - Total							\$21,741.46			
		IMMANUEL LUTHERAN CHURCH	9	03/05/2025	103524	DEC24.BDSCHOLAR.EB	\$351.46	21.1351.000.1630	3710.01	
			9	03/05/2025	103524	DEC24.BDSCHOLAR.RD	\$413.00	21.1351.000.1630	3710.01	
IMMANUEL LUTHERAN CHURCH - Total							\$764.46			
		JUSTICE KJOLHEDE	9	03/05/2025	103527	EUPISD ELC TRAVEL	\$154.00	21.1351.000.1654	3210.01	
			9	03/05/2025	103527	LESCHEN.TRAVEL	\$196.00	21.1351.000.1653	3210.01	

EASTERN UPPER PENINSULA ISD

Check Register - March 2025

Fund Charged	Fund Title	Vendor Name	Period	Check Date	Check Number	Transaction Description	Transaction Amount	Budget Unit	Account Code	
21	EARLY CHILDHOOD FUND	JUSTICE KJOLHEDE	9	03/05/2025	103527	SOO TWP TRAVEL	\$89.60	21.1351.000.1652	3210.01	
		JUSTICE KJOLHEDE - Total						\$439.60		
		LAKE SUPERIOR ACADEMY	9	03/24/2025	V906481	FY24 START UP GSRP	\$22,448.61	21.1411.000.2278	8510.30	
			9	03/24/2025	V906481	FY25 GSRP RFF1	\$43,810.65	21.1411.000.2275	8510.30	
		LAKE SUPERIOR ACADEMY - Total						\$66,259.26		
		LAKE SUPERIOR STATE UNIVERSITY	9	03/06/2025	V906445	GSRP TRAINING 4/11/25	\$35.00	21.1221.000.2275	3220.01	
			9	03/12/2025	V906457	FY25 RENT	\$1,000.00	21.1261.000.2151	4210.01	
			9	03/12/2025	V906457	FY25 RENT	\$3,000.00	21.1261.000.2242	4210.01	
			9	03/12/2025	V906457	FY25 RENT	\$4,800.00	21.1261.000.2248	4210.01	
			9	03/24/2025	V906482	01.05-02.01.25 A.LIPE	\$79.82	21.1351.000.1652	3190.01	
			9	03/24/2025	V906482	01.05-02.01.25 B.PETE	\$162.30	21.1351.000.1650	3190.01	
			9	03/24/2025	V906482	01.05-02.01.25 B.PETE	\$433.68	21.1351.000.1652	3190.01	
			9	03/24/2025	V906482	01.05-02.01.25 B.PETE	\$851.38	21.1351.000.1654	3190.01	
			9	03/24/2025	V906482	01.05-02.01.25 G.SMIT	\$46.56	21.1351.000.1655	3190.27	
			9	03/24/2025	V906482	01.05-02.01.25 H.BELO	\$113.07	21.1351.000.1655	3190.27	
			9	03/24/2025	V906482	01.05-02.01.25 H.BELO	\$581.34	21.1351.000.1652	3190.01	
			9	03/24/2025	V906482	01.05-02.01.25 K.HOFF	\$263.18	21.1351.000.1652	3190.01	
			9	03/24/2025	V906482	01.05-02.01.25 N.CHEN	\$125.05	21.1351.000.1654	3190.01	
			9	03/24/2025	V906482	01.05-02.01.25 N.CHEN	\$246.10	21.1351.000.1650	3190.01	
			9	03/24/2025	V906482	01.05-02.01.25 N.CHEN	\$432.34	21.1351.000.1655	3190.27	
			9	03/24/2025	V906482	11.24-12.21.24 A.LIPE	\$57.20	21.1351.000.1654	3190.01	
			9	03/24/2025	V906482	11.24-12.21.24 A.LIPE	\$93.12	21.1351.000.1655	3190.27	
			9	03/24/2025	V906482	11.24-12.21.24 A.LIPE	\$219.50	21.1351.000.1652	3190.01	
			9	03/24/2025	V906482	11.24-12.21.24 B.PETE	\$159.63	21.1351.000.1654	3190.01	
			9	03/24/2025	V906482	11.24-12.21.24 B.PETE	\$419.04	21.1351.000.1655	3190.27	
			9	03/24/2025	V906482	11.24-12.21.24 G.SMIT	\$352.53	21.1351.000.1655	3190.27	
			9	03/24/2025	V906482	11.24-12.21.24 H.BELO	\$39.91	21.1351.000.1653	3190.01	
			9	03/24/2025	V906482	11.24-12.21.24 H.BELO	\$230.14	21.1351.000.1655	3190.27	
			9	03/24/2025	V906482	11.24-12.21.24 H.BELO	\$272.71	21.1351.000.1652	3190.01	
			9	03/24/2025	V906482	11.24-12.21.24 K.HOFF	\$177.65	21.1351.000.1652	3190.01	
			9	03/24/2025	V906482	11.24-12.21.24 M.MUND	\$86.47	21.1351.000.1652	3190.01	
			9	03/24/2025	V906482	9.29-11.23.24 A.LIPE	\$1,065.56	21.1351.000.1652	3190.01	
			9	03/24/2025	V906482	9.29-11.23.24 B.PETER	\$53.21	21.1351.000.1653	3190.01	
			9	03/24/2025	V906482	9.29-11.23.24 B.PETER	\$126.38	21.1351.000.1652	3190.01	
			9	03/24/2025	V906482	9.29-11.23.24 B.PETER	\$345.87	21.1351.000.1650	3190.01	
			9	03/24/2025	V906482	9.29-11.23.24 B.PETER	\$685.10	21.1351.000.1655	3190.27	
			9	03/24/2025	V906482	9.29-11.23.24 G.SMITH	\$79.91	21.1351.000.1650	3190.01	
			9	03/24/2025	V906482	9.29-11.23.24 G.SMITH	\$159.82	21.1351.000.1653	3190.01	
			9	03/24/2025	V906482	9.29-11.23.24 G.SMITH	\$1,057.31	21.1351.000.1655	3190.27	
			9	03/24/2025	V906482	9.29-11.23.24 H.BELON	\$219.50	21.1351.000.1650	3190.01	
			9	03/24/2025	V906482	9.29-11.23.24 H.BELON	\$832.77	21.1351.000.1655	3190.27	
	9	03/24/2025	V906482	9.29-11.23.24 H.BELON	\$1,004.37	21.1351.000.1652	3190.01			
	9	03/24/2025	V906482	9.29-11.23.24 K.HOFF	\$296.07	21.1351.000.1655	3190.27			

EASTERN UPPER PENINSULA ISD

Check Register - March 2025

Fund Charged	Fund Title	Vendor Name	Period	Check Date	Check Number	Transaction Description	Transaction Amount	Budget Unit	Account Code		
21	EARLY CHILDHOOD FUND	LAKE SUPERIOR STATE UNIVERSITY	9	03/24/2025	V906482	9.29-11.23.24 K.HOFF	\$322.38	21.1351.000.1652	3190.01		
			9	03/24/2025	V906482	9.29-11.23.24 M. MUND	\$206.19	21.1351.000.1652	3190.01		
			9	03/24/2025	V906482	9.29-11.23.24 N.CHENE	\$678.45	21.1351.000.1654	3190.01		
		LAKE SUPERIOR STATE UNIVERSITY - Total							\$21,410.61		
		MOTOWN NATE LLC	9	03/06/2025	V906447	EC OTHER LUNCH	\$13.84	21.1351.000.1653	3220.01		
			9	03/06/2025	V906447	EC OTHER LUNCH	\$27.68	21.1351.000.1652	3220.01		
			9	03/06/2025	V906447	EC OTHER LUNCH	\$96.87	21.1221.000.2275	3220.01		
			9	03/06/2025	V906447	GSRP INSTRUCT LUNCH	\$179.91	21.1221.000.2275	3220.01		
			9	03/06/2025	V906447	GSRP S START LUNCH	\$41.52	21.1221.950.2275	3220.01		
			9	03/06/2025	V906447	PRESCHOOL S START LUN	\$27.68	21.1351.000.1650	3220.01		
		MOTOWN NATE LLC - Total							\$387.50		
		REBEKAH FOIX	9	03/05/2025	103523	LES CHEN ELC TRAVEL	\$121.68	21.1351.000.1653	3210.01		
			9	03/05/2025	103523	TRVL LES CHEN ELC	\$260.26	21.1351.000.1653	3210.01		
		REBEKAH FOIX - Total							\$381.94		
		SAULT COOPERATIVE PRESCHOOL	9	03/24/2025	V906498	FY25 GSRP	\$13,557.18	21.1445.000.2275	8510.41		
		SAULT COOPERATIVE PRESCHOOL - Total							\$13,557.18		
		ST IGNACE AREA SCHOOLS	9	03/24/2025	V906501	FY24 GSRP CO	\$33,126.66	21.1411.000.2271	8510.17		
			9	03/24/2025	V906501	FY25 GSRP RFF 1	\$72,393.35	21.1411.000.2275	8510.17		
		ST IGNACE AREA SCHOOLS - Total							\$105,520.01		
		ST MARYS CATHOLIC SCHOOL	9	03/24/2025	V906502	FY24 GSRP START UP	\$4,064.06	21.1411.000.2278	8510.18		
		ST MARYS CATHOLIC SCHOOL - Total							\$4,064.06		
		21 - Total							\$442,351.76		
		22	SPECIAL EDUCATION FUND	APPLE INC.	9	03/21/2025	103549	MPQ83LL/A 10.9-INCH IPAD	\$627.00	22.1218.067.3600	6420.01
APPLE INC. - Total							\$627.00				
AT&T LONG DISTANCE	9			03/11/2025	103538	LC FAX	\$150.15	22.1261.000.1083	3410.01		
AT&T LONG DISTANCE - Total							\$150.15				
BMO FINANCIAL GROUP	9			03/21/2025	600552	PCARD-ALLISON A	\$105.96	22.1122.271.1745	5110.01		
	9			03/21/2025	600552	PCARD-ARBIC M	\$87.48	22.1283.081.1790	5990.01		
	9			03/21/2025	600552	PCARD-ARMSTRONG T	\$20.00	22.1226.000.1055	3450.01		
	9			03/21/2025	600552	PCARD-ARMSTRONG T	\$32.70	22.1213.013.1750	3410.02		
	9			03/21/2025	600552	PCARD-ARMSTRONG T	\$32.70	22.1215.031.1760	3410.02		
	9			03/21/2025	600552	PCARD-ARMSTRONG T	\$43.78	22.1122.194.1787	3410.02		
	9			03/21/2025	600552	PCARD-ARMSTRONG T	\$43.78	22.1219.000.1795	3410.02		
	9			03/21/2025	600552	PCARD-ARMSTRONG T	\$43.78	22.1241.000.1742	3410.02		
	9			03/21/2025	600552	PCARD-ARMSTRONG T	\$48.85	22.1226.000.1055	3410.02		
	9			03/21/2025	600552	PCARD-ARMSTRONG T	\$48.85	22.1226.081.1790	3410.02		
	9			03/21/2025	600552	PCARD-ARMSTRONG T	\$74.71	22.1221.000.1052	3220.01		
	9			03/21/2025	600552	PCARD-ARMSTRONG T	\$274.67	22.1216.041.1770	3410.02		
9	03/21/2025	600552	PCARD-ARMSTRONG T	\$299.99	22.1215.031.1760	7910.01					

EASTERN UPPER PENINSULA ISD

Check Register - March 2025

Fund Charged	Fund Title	Vendor Name	Period	Check Date	Check Number	Transaction Description	Transaction Amount	Budget Unit	Account Code
22	SPECIAL EDUCATION FUND	BMO FINANCIAL GROUP	9	03/21/2025	600552	PCARD-ARMSTRONG T	\$398.00	22.1283.000.1055	3220.01
			9	03/21/2025	600552	PCARD-ARMSTRONG T	\$1,676.65	22.1259.000.1090	2310
			9	03/21/2025	600552	PCARD-BALL C	\$988.98	22.1213.011.1755	5110.01
			9	03/21/2025	600552	PCARD-BYMA R	\$65.74	22.1218.067.1808	5110.01
			9	03/21/2025	600552	PCARD-BYMA R	\$65.74	22.1241.000.1742	5110.01
			9	03/21/2025	600552	PCARD-BYMA R	\$75.88	22.1221.000.1052	3220.01
			9	03/21/2025	600552	PCARD-BYMA R	\$352.47	22.1122.140.1715	5110.01
			9	03/21/2025	600552	PCARD-BYMA R	\$451.10	22.1241.000.1742	5990.01
			9	03/21/2025	600552	PCARD-CALLAGHAN M	\$676.93	22.1218.064.1774	5990.01
			9	03/21/2025	600552	PCARD-CARR C	\$152.58	22.1221.000.1835	5110.01
			9	03/21/2025	600552	PCARD-CHROMY R	\$18.99	22.1122.120.1700	5110.01
			9	03/21/2025	600552	PCARD-CHROMY R	\$141.97	22.1241.000.1742	5990.01
			9	03/21/2025	600552	PCARD-CLARK J	\$322.57	22.1218.067.1808	5110.01
			9	03/21/2025	600552	PCARD-DANKERT J	\$213.19	22.1122.120.1700	5110.01
			9	03/21/2025	600552	PCARD-DAVIS J	\$269.32	22.1261.000.1083	5990.01
			9	03/21/2025	600552	PCARD-DAVIS S	\$52.13	22.1216.041.1770	5110.01
			9	03/21/2025	600552	PCARD-DENIS R	\$25.00	22.1122.271.1745	3220.01
			9	03/21/2025	600552	PCARD-DENIS R	\$96.00	22.1122.271.1745	5110.01
			9	03/21/2025	600552	PCARD-DUNCAN A	\$209.00	22.1221.194.1787	3220.01
			9	03/21/2025	600552	PCARD-FENLON K	\$49.00	22.1122.271.1745	3220.01
			9	03/21/2025	600552	PCARD-FOUNTAIN M	\$39.26	22.1122.140.1710	5110.01
			9	03/21/2025	600552	PCARD-FUSCO G	\$350.00	22.1283.041.1770	3220.01
			9	03/21/2025	600552	PCARD-FUSCO G	\$408.53	22.1216.041.1770	5110.01
			9	03/21/2025	600552	PCARD-GARN G	\$660.26	22.1218.065.3600	5110.17
			9	03/21/2025	600552	PCARD-HALL T	\$104.00	22.1283.081.1790	3210.01
			9	03/21/2025	600552	PCARD-HALL T	\$133.88	22.1283.081.1790	5990.01
			9	03/21/2025	600552	PCARD-HANKE T	\$33.04	22.1391.000.1822	5990.01
			9	03/21/2025	600552	PCARD-HOULE H	\$306.20	22.1213.000.1806	5110.01
			9	03/21/2025	600552	PCARD-HUGHES K	\$92.94	22.1221.000.1052	5990.01
			9	03/21/2025	600552	PCARD-HUGHES K	\$234.00	22.1219.000.1795	7410.01
			9	03/21/2025	600552	PCARD-HUGHES K	\$263.69	22.1283.081.1790	3220.01
			9	03/21/2025	600552	PCARD-HUGHES K	\$367.20	22.1283.000.1795	3220.01
			9	03/21/2025	600552	PCARD-LAJOIE A	\$736.77	22.1296.000.1025	7920.01
			9	03/21/2025	600552	PCARD-LIPPLE C	\$404.51	22.1122.120.1700	5110.01
			9	03/21/2025	600552	PCARD-LOHFF K	\$124.67	22.1122.271.1745	5110.01
			9	03/21/2025	600552	PCARD-MALASKA H	\$10.60	22.1216.041.1770	5110.01
			9	03/21/2025	600552	PCARD-MAYER E	\$29.10	22.1122.271.1745	7910.01
			9	03/21/2025	600552	PCARD-MAYER E	\$342.11	22.1226.000.1055	3410.02
			9	03/21/2025	600552	PCARD-MCKINNEY D	\$49.49	22.1261.000.1083	3410.02
			9	03/21/2025	600552	PCARD-MCKINNEY D	\$212.16	22.1261.000.1083	5990.01
9	03/21/2025	600552	PCARD-MCLEAN K	\$16.99	22.1216.041.1770	5110.01			
9	03/21/2025	600552	PCARD-MEINTS K	\$37.46	22.1122.140.1715	3220.21			
9	03/21/2025	600552	PCARD-MEINTS K	\$83.22	22.1122.140.1715	5110.01			
9	03/21/2025	600552	PCARD-MENDOZA C	\$932.75	22.1221.000.1052	3220.01			

EASTERN UPPER PENINSULA ISD

Check Register - March 2025

Fund Charged	Fund Title	Vendor Name	Period	Check Date	Check Number	Transaction Description	Transaction Amount	Budget Unit	Account Code			
22	SPECIAL EDUCATION FUND	BMO FINANCIAL GROUP	9	03/21/2025	600552	PCARD-MILLER S	\$39.00	22.1259.000.1100	9999.05			
			9	03/21/2025	600552	PCARD-MILLER S	\$149.51	22.1218.062.1806	5110.01			
			9	03/21/2025	600552	PCARD-NEMECEK M	\$7.19	22.1296.000.1024	7920.01			
			9	03/21/2025	600552	PCARD-NEMECEK M	\$111.98	22.1122.120.1700	5110.01			
			9	03/21/2025	600552	PCARD-PERRON A	\$11.96	22.1216.041.1770	5110.01			
			9	03/21/2025	600552	PCARD-PIIPPO J	(\$274.64)	22.1391.000.1822	5990.01			
			9	03/21/2025	600552	PCARD-PIIPPO J	\$19.88	22.1331.000.1055	3190.15			
			9	03/21/2025	600552	PCARD-ROMATZ A	\$0.19	22.1259.000.1100	9999.05			
			9	03/21/2025	600552	PCARD-ROMATZ A	\$410.30	22.1122.120.1700	5110.01			
			9	03/21/2025	600552	PCARD-SANDVIK L	\$1,881.22	22.1261.000.1083	5520			
			9	03/21/2025	600552	PCARD-SCHULTZ H	\$160.61	22.1219.000.1770	5910.01			
			9	03/21/2025	600552	PCARD-SHERLUND A	\$483.21	22.1283.021.3600	3220.01			
			9	03/21/2025	600552	PCARD-SHORT H	\$1.00	22.1259.000.1100	9999.05			
			9	03/21/2025	600552	PCARD-SHORT H	\$31.98	22.1213.011.1755	5110.01			
			9	03/21/2025	600552	PCARD-SHORT H	\$152.94	22.1226.000.1055	5910.01			
			9	03/21/2025	600552	PCARD-SHORT H	\$401.19	22.1283.081.1790	3220.01			
			9	03/21/2025	600552	PCARD-STARK R	\$111.55	22.1283.081.1790	5990.01			
			9	03/21/2025	600552	PCARD-STARK R	\$768.80	22.1331.000.1055	3190.15			
			9	03/21/2025	600552	PCARD-STEVENS T	\$78.47	22.1216.041.1770	5110.01			
			9	03/21/2025	600552	PCARD-VISSER N	\$6.99	22.1214.021.3600	5110.18			
			9	03/21/2025	600552	PCARD-VISSER N	\$363.30	22.1221.000.1052	3220.01			
			9	03/21/2025	600552	PCARD-WEKENMAN C	\$62.72	22.1216.041.1770	5110.01			
			9	03/21/2025	600552	PCARD-WILSON T	\$15.99	22.1241.000.1742	5110.01			
			9	03/21/2025	600552	PCARD-WILSON T	\$61.60	22.1122.191.1720	5110.01			
			9	03/21/2025	600552	PCARD-WILSON T	\$175.00	22.1221.191.1720	3220.01			
			BMO FINANCIAL GROUP - Total							\$18,663.26		
					BROOKES PUBLISHING	9	03/06/2025	V906439	ASQ ONLINE RENEWALS	\$904.90	22.1122.271.1745	5110.01
			BROOKES PUBLISHING - Total							\$904.90		
		CHG MEDICAL STAFFING INC.	9	03/11/2025	103539	BILOSZ, L SLP	\$7,570.50	22.1215.031.1760	3130.01			
			9	03/11/2025	103539	CROFFOOT, K OT	\$9,886.50	22.1213.011.1755	3130.01			
			9	03/11/2025	103539	CULP, L COTA	\$5,056.59	22.1213.011.1755	3130.01			
			9	03/11/2025	103539	DZIEDZIC, P COTA	\$5,550.00	22.1213.011.1755	3130.01			
			9	03/11/2025	103539	HENDERSHOT, T SLP	\$10,695.00	22.1215.031.1760	3130.01			
			9	03/11/2025	103539	YORK, K SLP	\$6,412.50	22.1215.031.1760	3130.01			
			9	03/21/2025	103556	BILOSZ, L SLP	\$3,822.00	22.1215.031.1760	3130.01			
			9	03/21/2025	103556	CROFFOOT, K OT	\$4,605.90	22.1213.011.1755	3130.01			
			9	03/21/2025	103556	CULP,L COTA	\$2,417.80	22.1213.011.1755	3130.01			
			9	03/21/2025	103556	DZIEDZIC, P COTA	\$2,400.00	22.1213.011.1755	3130.01			
			9	03/21/2025	103556	HENDERSHOT, T SLP	\$4,450.50	22.1215.031.1760	3130.01			
			9	03/21/2025	103556	YORK, K SLP	\$3,135.00	22.1215.031.1760	3130.01			
CHG MEDICAL STAFFING INC. - Total							\$66,002.29					
		CHIPPEWA COUNTY HEALTH DEPARTMENT	9	03/21/2025	103557	FS LIC. RENEWAL	\$518.00	22.1299.000.1735	7410.01			

EASTERN UPPER PENINSULA ISD

Check Register - March 2025

Fund Charged	Fund Title	Vendor Name	Period	Check Date	Check Number	Transaction Description	Transaction Amount	Budget Unit	Account Code	
22	SPECIAL EDUCATION FUND	CHIPPEWA COUNTY HEALTH DEPARTMENT - Total						\$518.00		
		CLARK HILL PLC ATTORNEYS AT LAW	9	03/24/2025	V906474	LEGAN FEES- VISA	\$4,471.31	22.1231.000.1040	3170.01	
		CLARK HILL PLC ATTORNEYS AT LAW	9	03/24/2025	V906474	RETAINER	\$2,145.00	22.1231.000.1040	3170.01	
		CLARK HILL PLC ATTORNEYS AT LAW - Total						\$6,616.31		
		CLINTON COUNTY RESA	9	03/21/2025	103558	SLP EVENT 6.19.25	\$70.00	22.1215.031.1760	3220.01	
		CLINTON COUNTY RESA - Total						\$70.00		
		COUNTY OF CHIPPEWA	9	03/06/2025	V906441	COMMERCIAL FOREST REF	\$246.50	22.0128.000.1000	0128.01	
		COUNTY OF CHIPPEWA - Total						\$246.50		
		DAFTER TOWNSHIP	9	03/11/2025	103540	REFUND 2022 TAXES	\$711.42	22.1259.000.1090	7910.04	
		DAFTER TOWNSHIP - Total						\$711.42		
		DBA THE WICKED SISTER	9	03/06/2025	V906442	SPECIALLY DESIGNED LU	\$81.00	22.1221.000.1052	3220.01	
		DBA THE WICKED SISTER - Total						\$81.00		
		DTE ENERGY CO.	9	03/21/2025	103559	HEAT 2/1-3/3	\$3,087.95	22.1261.000.1083	5510	
		DTE ENERGY CO. - Total						\$3,087.95		
		EDUSTAFF	9	03/11/2025	304000	PPE 02/16-03/01/25	\$250.15	22.1122.110.1725	3110.05	
			9	03/11/2025	304000	PPE 02/16-03/01/25	\$474.55	22.1215.031.1760	3190.03	
			9	03/11/2025	304000	PPE 02/16-03/01/25	\$603.73	22.1122.140.1715	3110.05	
			9	03/11/2025	304000	PPE 02/16-03/01/25	\$636.00	22.1122.120.1700	3110.05	
			9	03/14/2025	304005	PPE 2/16-3/1/2025	\$127.20	22.1122.140.1715	3110.05	
		EDUSTAFF - Total						\$2,091.63		
		EUP TRANSPORTATION AUTHORITY	9	03/24/2025	V906475	DI FERRY- K.GARBULINSK	\$60.00	22.1213.011.1755	3210.01	
		EUP TRANSPORTATION AUTHORITY - Total						\$60.00		
		FRONTIER CONTRACTING LLC	9	03/24/2025	V906476	LC FEB SNOW REMOVAL	\$5,372.50	22.1261.000.1083	3190.01	
		FRONTIER CONTRACTING LLC - Total						\$5,372.50		
		GFL ENVIRONMENTAL USA INC	9	03/24/2025	V906477	EC SHREDDING	\$49.05	22.1122.271.1745	7910.01	
			9	03/24/2025	V906477	LC TRASH	\$458.82	22.1261.000.1083	3840	
		GFL ENVIRONMENTAL USA INC - Total						\$507.87		
		GUIDOS PREMIUM PIZZA	9	03/06/2025	V906444	QBS LUNCH	\$80.28	22.1221.000.1030	5990.01	
			9	03/06/2025	V906444	SPECIALLY DESIGNED LU	\$121.06	22.1221.000.1052	3220.01	
		GUIDOS PREMIUM PIZZA - Total						\$201.34		
		JENEROU SEWER & DRAIN, LLC	9	03/11/2025	103542	LC - SINK CLEANING	\$350.00	22.1261.000.1083	3190.01	
		JENEROU SEWER & DRAIN, LLC - Total						\$350.00		
		KINROSS CHARTER TOWNSHIP	9	03/21/2025	103567	WATER 2/1-2/28	\$557.91	22.1261.000.1083	3830	
		KINROSS CHARTER TOWNSHIP - Total						\$557.91		
		KSS ENTERPRISES	9	03/24/2025	V906467	JANITORIAL SUPPLIES	\$554.39	22.1261.000.1083	5990.01	
		KSS ENTERPRISES - Total						\$554.39		
LISA LEWICKI	9	03/05/2025	103528	INFANT FAM RENEWAL	\$30.00	22.1122.271.1745	3220.01			

EASTERN UPPER PENINSULA ISD

Check Register - March 2025

Fund Charged	Fund Title	Vendor Name	Period	Check Date	Check Number	Transaction Description	Transaction Amount	Budget Unit	Account Code	
22	SPECIAL EDUCATION FUND	LISA LEWICKI	9	03/05/2025	103528	MI-AIMH MEMBERSHIP	\$70.00	22.1122.271.1745	3220.01	
		LISA LEWICKI - Total						\$100.00		
		MOTOWN NATE LLC	9	03/06/2025	V906447	TEACHER APPRENTICE LU	\$112.50	22.1221.000.1052	3220.01	
		MOTOWN NATE LLC - Total						\$112.50		
		NATIONAL OFFICE PRODUCTS	9	03/06/2025	V906448	LC PRINCIPAL OFFICE	\$124.36	22.1261.000.1742	4120.01	
			9	03/06/2025	V906448	LC SE OFFICE	\$143.88	22.1261.000.1055	4120.01	
			9	03/06/2025	V906448	LC WORKROOM	\$128.72	22.1261.000.1055	4120.01	
		NATIONAL OFFICE PRODUCTS - Total						\$396.96		
		OJIBWE CHARTER SCHOOL	9	03/24/2025	V906489	FY25 FT RFF	\$15,640.00	22.1411.000.3600	8510.02	
		OJIBWE CHARTER SCHOOL - Total						\$15,640.00		
		PARKERS HARDWARE	9	03/05/2025	103532	SNOW PUSHER / SHOVEL	\$78.98	22.1261.000.1083	5990.01	
		PARKERS HARDWARE - Total						\$78.98		
		PENNY'S KITCHEN	9	03/06/2025	V906449	EARLY ON 100%	\$165.60	22.1122.271.1745	5110.01	
			9	03/24/2025	V906493	CAT LUNCH	\$137.40	22.1221.000.1052	3220.01	
		PENNY'S KITCHEN - Total						\$303.00		
		PITNEY BOWES	9	03/05/2025	303994	2025 ANNUAL FEE	\$25.00	22.1261.000.1083	3430	
		PITNEY BOWES - Total						\$25.00		
		PRESIDIO NETWORKS SOLUTIONS GROUP,	9	03/12/2025	V906459	246320 -DELL CHROMEBOOK 3	\$288.50	22.1122.120.1822	5990.01	
		PRESIDIO NETWORKS SOLUTIONS GROUP, - Total						\$288.50		
		QBS MIDCO, LLC	9	03/21/2025	103574	RECERTIFICATION	\$7,990.00	22.1221.000.1052	3220.01	
		QBS MIDCO, LLC - Total						\$7,990.00		
		REPUBLIC HEALTH RESOURCES, LLC	9	01/15/2025	103425	POWERS, G SLP	(\$941.85)	22.1215.031.1760	3130.01	
			9	01/15/2025	103425	THUMSER, L PTA	(\$1,382.01)	22.1213.013.1750	3130.01	
			9	03/06/2025	V906450	RE-ISSUE CK # 103425	\$941.85	22.1215.031.1760	3130.01	
			9	03/06/2025	V906450	RE-ISSUE CK # 103425	\$1,382.01	22.1213.013.1750	3130.01	
		REPUBLIC HEALTH RESOURCES, LLC - Total						\$0.00		
		ROBERT GORDON	9	03/24/2025	V906478	12 MEDICAID SCRIPTS	\$60.00	22.1226.000.1055	3190.01	
			9	03/24/2025	V906478	2 MEDICAID SCRIPTS	\$20.00	22.1226.000.1055	3190.01	
			9	03/24/2025	V906478	28 MEDICAID SCRIPTS	\$140.00	22.1226.000.1055	3190.01	
			9	03/24/2025	V906478	5 MEDICAID SCRIPS	\$25.00	22.1226.000.1055	3190.01	
		ROBERT GORDON - Total						\$245.00		
		SAULT AREA SCHOOLS	9	03/24/2025	V906497	FY25 SE PS RFF 2	\$9,857.36	22.1411.000.3610	8510.16	
			9	03/24/2025	V906497	SE FT RFF #2 FY25	\$38,895.44	22.1411.000.3600	8510.16	
SAULT AREA SCHOOLS - Total						\$48,752.80				
SEG WORKERS COMPENSATION FUND	9	03/05/2025	103534	Q4 WC - SE FUND	\$2,055.00	22.1226.000.1090	2840			
SEG WORKERS COMPENSATION FUND - Total						\$2,055.00				
SEVN WORKFORCE SOLUTIONS, LLC	9	03/12/2025	V906461	GOODSELL, D PSYCH	\$8,284.50	22.1214.021.3600	3130.05			
	9	03/12/2025	V906461	THUMSER, L PTA	\$1,095.26	22.1213.013.1750	3130.01			
	9	03/12/2025	V906461	VEZINA, L PT	\$6,137.01	22.1213.013.1750	3130.01			

EASTERN UPPER PENINSULA ISD

Check Register - March 2025

Fund Charged	Fund Title	Vendor Name	Period	Check Date	Check Number	Transaction Description	Transaction Amount	Budget Unit	Account Code		
22	SPECIAL EDUCATION FUND	SEVN WORKFORCE SOLUTIONS, LLC	9	03/12/2025	V906461	WELLS, J SSW	\$5,197.50	22.1216.041.1770	3130.01		
			9	03/24/2025	V906499	CARLSON, J SLP	\$4,123.98	22.1215.031.1760	3130.01		
			9	03/24/2025	V906499	VEZINA, L PT	\$5,171.25	22.1213.013.1750	3130.01		
			9	03/24/2025	V906499	WELLS, J SSW	\$3,181.50	22.1216.041.1770	3130.01		
		SEVN WORKFORCE SOLUTIONS, LLC - Total							\$33,191.00		
		ST IGNACE AREA SCHOOLS	9	03/12/2025	V906462	FY25 FLOWTHROUGH	\$25,160.00	22.1411.000.3600	8510.17		
		ST IGNACE AREA SCHOOLS - Total							\$25,160.00		
		SUNBELT STAFFING	9	03/12/2025	V906464	DEIMEL, D SLP	\$3,040.00	22.1215.031.1760	3130.01		
			9	03/12/2025	V906464	DEJONG, J SLP	\$950.00	22.1215.031.1760	3130.01		
			9	03/12/2025	V906464	SEYMOUR, M SLP	\$3,562.50	22.1215.031.1760	3130.01		
			9	03/12/2025	V906464	WILL, D SLP	\$1,520.00	22.1215.031.1760	3130.01		
			9	03/24/2025	V906503	DEIMEL, D SLP	\$2,850.00	22.1215.031.1760	3130.01		
			9	03/24/2025	V906503	DEJONG, J SLP	\$950.00	22.1215.031.1760	3130.01		
			9	03/24/2025	V906503	SEYMOUR, M SLP	\$2,850.00	22.1215.031.1760	3130.01		
			9	03/24/2025	V906503	WILL, D SLP	\$760.00	22.1215.031.1760	3130.01		
		SUNBELT STAFFING - Total							\$16,482.50		
		SUSAN RAMBO	9	03/21/2025	103575	RAMBO, S	\$150.00	22.1221.000.1052	3220.01		
		SUSAN RAMBO - Total							\$150.00		
		THE STEPPING STONES GROUP LLC	9	03/12/2025	V906465	WARDER, J SLP	\$3,375.00	22.1215.031.1760	3130.01		
			9	03/24/2025	V906505	WARDER, J SLP	\$3,375.00	22.1215.031.1760	3130.01		
		THE STEPPING STONES GROUP LLC - Total							\$6,750.00		
		WEBER AND DEVERS	9	03/21/2025	103580	FEB EVALS	\$9,600.00	22.1214.021.3600	3130.05		
		WEBER AND DEVERS - Total							\$9,600.00		
		WHISKEY RIVER INC	9	03/21/2025	103582	LC CLASS IN RAS	\$5.28	22.1261.000.1742	5990.01		
		WHISKEY RIVER INC - Total							\$5.28		
		22 - Total							\$274,700.94		
		26	CTE FUND	BMO FINANCIAL GROUP	9	03/21/2025	600552	PCARD-ORMSBEE K	\$90.00	26.1127.000.1745	3220.01
					9	03/21/2025	600552	PCARD-RUTLEDGE T	\$791.52	26.1221.000.2100	3220.01
BMO FINANCIAL GROUP - Total							\$881.52				
COUNTY OF CHIPPEWA	9			03/06/2025	V906441	COMMERCIAL FOREST REF	\$213.97	26.0128.000.1000	0128.01		
COUNTY OF CHIPPEWA - Total							\$213.97				
DAFTER TOWNSHIP	9			03/11/2025	103540	REFUND 2022 TAXES	\$404.17	26.1259.000.1090	7910.04		
DAFTER TOWNSHIP - Total							\$404.17				
LES CHENEUX COMM SCHOOLS	9			03/06/2025	V906446	TRANSPORTATION	\$471.06	26.1411.000.1122	8510.11		
LES CHENEUX COMM SCHOOLS - Total							\$471.06				
NATIONAL OFFICE PRODUCTS	9			03/06/2025	V906448	INV 80393	\$460.00	26.1282.000.2100	3510.02		
	9			03/06/2025	V906448	INV 80394	\$1,025.00	26.1282.000.2100	3510.02		
NATIONAL OFFICE PRODUCTS - Total							\$1,485.00				
RUDYARD AREA SCHOOL	9			03/12/2025	V906460	EQUIPMENT	\$18,479.58	26.1411.000.1123	8510.15		
	9			03/12/2025	V906460	INV 2025-17 RFF#1	\$7,830.05	26.1411.000.1122	8510.15		

EASTERN UPPER PENINSULA ISD

Check Register - March 2025

Fund Charged	Fund Title	Vendor Name	Period	Check Date	Check Number	Transaction Description	Transaction Amount	Budget Unit	Account Code	
26	CTE FUND	RUDYARD AREA SCHOOL	9	03/12/2025	V906460	INV2025-18 RFF#2	\$8,418.83	26.1411.000.1122	8510.15	
		RUDYARD AREA SCHOOL - Total						\$34,728.46		
		SAULT AREA SCHOOLS	9	03/24/2025	V906497	FY25 CTE PERKINS RFF2	\$1,375.00	26.1283.000.3010	8290.16	
			9	03/24/2025	V906497	FY25 CTE PERKINS RFF2	\$31,444.56	26.1127.000.3010	8290.16	
		SAULT AREA SCHOOLS - Total						\$32,819.56		
		SEG WORKERS COMPENSATION FUND	9	03/05/2025	103534	Q4 WC - CTE FUND	\$106.00	26.1226.000.1110	2840	
		SEG WORKERS COMPENSATION FUND - Total						\$106.00		
26 - Total							\$71,109.74			
27	COOPERATIVE TECH FUND	ALL PHASE ELECTRIC SUPPLY CO	9	03/21/2025	103547	CAT6 BLUE RISER	\$858.40	27.1284.000.1896	5990.01	
		ALL PHASE ELECTRIC SUPPLY CO - Total						\$858.40		
		ASTREA	9	03/05/2025	103518	WAN LCS FEB 2025	\$330.00	27.1284.000.1870	3160.01	
			9	03/05/2025	103519	WAN PPS FEB	\$330.00	27.1284.000.1870	3160.01	
			9	03/05/2025	103520	WAN MIS FEB 2025	\$174.95	27.1284.000.1870	3160.01	
			9	03/21/2025	103550	WAN LCS MARCH25	\$330.00	27.1284.000.1870	3160.01	
			9	03/21/2025	103550	WAN MIS MARCH25	\$174.95	27.1284.000.1870	3160.01	
			9	03/21/2025	103550	WAN PPS MARCH 25	\$330.00	27.1284.000.1870	3160.01	
		ASTREA - Total						\$1,669.90		
		AT&T	9	03/05/2025	103521	WAN ASE OD FEB 2025	\$5,776.69	27.1284.000.1870	3160.01	
			9	03/21/2025	103551	WAN ASE OD MARCH25	\$5,814.77	27.1284.000.1870	3160.01	
		AT&T - Total						\$11,591.46		
		BMO FINANCIAL GROUP	9	03/21/2025	600552	PCARD-CARR E	\$76.21	27.1284.000.1890	5990.01	
			9	03/21/2025	600552	PCARD-CARR E	\$298.34	27.1284.000.1870	3160.01	
			9	03/21/2025	600552	PCARD-OLSON S	\$40.76	27.1284.000.1896	5990.01	
			9	03/21/2025	600552	PCARD-SANDVIK L	\$812.34	27.1261.000.1887	5520	
		BMO FINANCIAL GROUP - Total						\$1,227.65		
		CDW GOVERNMENT INC.	9	03/24/2025	V906473	AZURE OVERAGE DEC 24	\$4,226.14	27.1284.000.1885	4910.03	
			9	03/24/2025	V906473	AZURE OVERAGE JAN 25	\$4,259.74	27.1284.000.1885	4910.03	
		CDW GOVERNMENT INC. - Total						\$8,485.88		
		CHARTER COMMUNICATIONS HOLDINGS LLC	9	03/21/2025	103554	WAN RAS OCS CCSS ISD	\$579.92	27.1284.000.1870	3160.01	
		CHARTER COMMUNICATIONS HOLDINGS LLC - Total						\$579.92		
		GUIDOS PREMIUM PIZZA	9	03/06/2025	V906444	TECH LUNCH	\$80.28	27.1284.000.1865	7910.01	
		GUIDOS PREMIUM PIZZA - Total						\$80.28		
		JOHNSON'S AUTO BODY	9	03/05/2025	103525	105X695 REPAIRS LABOR	\$254.20	27.1261.000.1865	4130	
			9	03/05/2025	103525	105X695 REPAIRS PARTS	\$1,446.00	27.1261.000.1865	4130	
		JOHNSON'S AUTO BODY - Total						\$1,700.20		

EASTERN UPPER PENINSULA ISD

Check Register - March 2025

Fund Charged	Fund Title	Vendor Name	Period	Check Date	Check Number	Transaction Description	Transaction Amount	Budget Unit	Account Code	
27	COOPERATIVE TECH FUND	MARATHON-WEX BANK	9	03/21/2025	304008	FEB FUEL 46.43 GAL	\$113.30	27.1261.000.1865	5710.01	
		MARATHON-WEX BANK - Total						\$113.30		
		MICHIGAN BROADBAND SERVICES	9	03/21/2025	103571	WAN DIS MARCH 2025	\$589.00	27.1284.000.1870	3160.01	
		MICHIGAN BROADBAND SERVICES - Total						\$589.00		
		PC PARTS PLUS, LLC	9	03/24/2025	V906491	LCD-SNG-4514-1 HP 14 G5 (\$299.96	27.1284.000.1917	5990.01	
		PC PARTS PLUS, LLC - Total						\$299.96		
		PENINSULA FIBER NETWORK LLC	9	03/24/2025	V906492	WAN BAS WTS CCSS NEW	\$4,305.00	27.1284.000.1870	3160.01	
		PENINSULA FIBER NETWORK LLC - Total						\$4,305.00		
		SEG WORKERS COMPENSATION FUND	9	03/05/2025	103534	Q4 WC - COOP FUND	\$238.00	27.1284.000.1865	2840	
		SEG WORKERS COMPENSATION FUND - Total						\$238.00		
WEX BANK/SUNOCO SUNTRAK	9	03/21/2025	304009	FEB FUEL 58.037 GAL	\$153.68	27.1261.000.1865	5710.01			
WEX BANK/SUNOCO SUNTRAK - Total						\$153.68				
27 - Total							\$31,892.63			
28	BUSINESS SVC CONSORT FUND	BMO FINANCIAL GROUP	9	03/21/2025	600552	PCARD-GILLHOOLEY M	\$65.00	28.1252.000.1252	7410.01	
		BMO FINANCIAL GROUP - Total						\$65.00		
		LAKE SUPERIOR STATE UNIVERSITY	9	03/24/2025	V906482	01.05-02.01.25 N.DEME	\$798.18	28.1252.000.1252	3190.01	
			9	03/24/2025	V906482	11.24-12.21.24 N.DEME	\$305.97	28.1252.000.1252	3190.01	
			9	03/24/2025	V906482	9.29-11.23.24 N.DEMER	\$1,693.45	28.1252.000.1252	3190.01	
		LAKE SUPERIOR STATE UNIVERSITY - Total						\$2,797.60		
		PENNY'S KITCHEN	9	03/12/2025	V906458	PAYROLL LUNCH	\$121.20	28.1252.000.1252	3220.01	
		PENNY'S KITCHEN - Total						\$121.20		
SEG WORKERS COMPENSATION FUND	9	03/05/2025	103534	Q4 WC - BUSINESS FUND	\$191.00	28.1252.000.1252	2840			
SEG WORKERS COMPENSATION FUND - Total						\$191.00				
28 - Total							\$3,174.80			
41	CAPITAL PROJECTS FUND	INTEGRATED DESIGNS, INC	9	03/12/2025	V906456	OFFICE RENO. PHASE I	\$5,000.00	41.1453.000.0000	3190.01	
		INTEGRATED DESIGNS, INC - Total						\$5,000.00		
41 - Total							\$5,000.00			
71	SE TRANSPORTATION FUND	BMO FINANCIAL GROUP	9	03/21/2025	600552	PCARD-DAHL G	\$2.12	71.1271.000.4091	7910.01	
			9	03/21/2025	600552	PCARD-DAHL G	\$42.19	71.1271.000.4070	7910.01	
			9	03/21/2025	600552	PCARD-DAHL G	\$62.22	71.1271.000.4090	7910.01	
			9	03/21/2025	600552	PCARD-DAHL G	\$84.34	71.1271.000.4020	7910.01	
			9	03/21/2025	600552	PCARD-DAHL G	\$84.34	71.1271.000.4050	7910.01	
			9	03/21/2025	600552	PCARD-DAHL G	\$84.34	71.1271.000.4060	7910.01	
			9	03/21/2025	600552	PCARD-MCKINNEY D	\$21.99	71.1271.000.4050	7910.01	
			9	03/21/2025	600552	PCARD-MCKINNEY D	\$26.83	71.1271.000.4050	3410.02	
		BMO FINANCIAL GROUP - Total						\$408.37		

EASTERN UPPER PENINSULA ISD

Check Register - March 2025

Fund Charged	Fund Title	Vendor Name	Period	Check Date	Check Number	Transaction Description	Transaction Amount	Budget Unit	Account Code
71	SE TRANSPORTATION FUND	BP	9	03/21/2025	304007	FEB FUEL 11.465 GAL	\$30.50	71.1271.000.4045	5710.01
			9	03/21/2025	304007	FEB FUEL 137.793 GAL	\$366.48	71.1271.000.4073	5710.01
			9	03/21/2025	304007	FEB FUEL 415.472 GAL	\$1,178.39	71.1271.000.4070	5710.01
BP - Total							\$1,575.37		
	DEAN MANAGEMENT SERVICES, INC		9	03/11/2025	103541	MGMT SERVICES - FEB	\$1,529.58	71.1271.000.4095	3150.01
			9	03/11/2025	103541	MGMT SERVICES - FEB	\$1,529.59	71.1271.000.4020	3150.01
			9	03/11/2025	103541	MGMT SERVICES - FEB	\$1,529.59	71.1271.000.4050	3150.01
			9	03/11/2025	103541	MGMT SERVICES - FEB	\$1,529.59	71.1271.000.4060	3150.01
			9	03/11/2025	103541	MGMT SERVICES - FEB	\$1,529.59	71.1271.000.4070	3150.01
			9	03/11/2025	103541	MGMT SERVICES - FEB	\$1,529.59	71.1271.000.4073	3150.01
			9	03/11/2025	103541	MGMT SERVICES - FEB	\$1,529.59	71.1271.000.4091	3150.01
			9	03/11/2025	103541	MGMT SERVICES - FEB	\$1,529.59	71.1271.000.4094	3150.01
DEAN MANAGEMENT SERVICES, INC - Total							\$12,236.71		
	GREAT LAKES TRUCK SVC & TOWING LLC		9	03/06/2025	V906443	BUS #5 LABOR	\$200.00	71.1271.000.4094	4130
			9	03/06/2025	V906443	BUS #5 REPAIRS	\$157.41	71.1271.000.4094	5730
			9	03/24/2025	V906479	BUS #2015 LABOR	\$250.00	71.1271.000.4070	4130
			9	03/24/2025	V906479	BUS #2015 REPAIRS	\$315.87	71.1271.000.4070	5730
			9	03/24/2025	V906479	BUS #5 LABOR	\$450.00	71.1271.000.4094	4130
			9	03/24/2025	V906479	BUS #5 REPAIRS	\$1,031.77	71.1271.000.4094	5730
GREAT LAKES TRUCK SVC & TOWING LLC - Total							\$2,405.05		
	LYNN AUTO PARTS		9	03/24/2025	V906484	BUS 19-5 OIL	\$48.27	71.1271.000.4050	5710.01
			9	03/24/2025	V906484	BUS 19-5 TRANS. FILTE	\$16.69	71.1271.000.4050	5730
			9	03/24/2025	V906484	SI VAN WIPERS	\$50.38	71.1271.000.4073	5730
LYNN AUTO PARTS - Total							\$115.34		
	MACKINAC SALES		9	03/21/2025	103568	SI VAN OIL	\$43.45	71.1271.000.4073	5710.01
MACKINAC SALES - Total							\$43.45		
	MARATHON-WEX BANK		9	03/21/2025	304008	FEB FUEL 10.32 GAL	\$25.16	71.1271.000.4095	5710.01
MARATHON-WEX BANK - Total							\$25.16		
	OMS COMPLIANCE SERVICES, INC.		9	03/21/2025	103573	DOT TEST SERVICES	\$88.25	71.1271.000.4094	3190.01
OMS COMPLIANCE SERVICES, INC. - Total							\$88.25		
	RUDYARD AUTO SALES		9	03/05/2025	103533	SI IG BUS#21 WINTER B	\$21.19	71.1271.000.4070	5730
RUDYARD AUTO SALES - Total							\$21.19		
	SEG WORKERS COMPENSATION FUND		9	03/05/2025	103534	Q4 WC - BRIMLEY	\$233.00	71.1271.000.4050	2840
			9	03/05/2025	103534	Q4 WC - CEDARVILLE	\$250.00	71.1271.000.4020	2840
			9	03/05/2025	103534	Q4 WC - ENGADINE	\$145.00	71.1271.000.4091	2840
			9	03/05/2025	103534	Q4 WC - EUPISD	\$19.00	71.1271.000.4040	2840
			9	03/05/2025	103534	Q4 WC - LC INCLUSION	\$128.00	71.1271.000.4042	2840
			9	03/05/2025	103534	Q4 WC - PROJECT SEARC	\$76.00	71.1271.000.4095	2840
			9	03/05/2025	103534	Q4 WC - RUDYARD	\$247.00	71.1271.000.4060	2840
			9	03/05/2025	103534	Q4 WC - ST IGNACE	\$290.00	71.1271.000.4070	2840
			9	03/05/2025	103534	Q4 WC - TAHQ/WHITE	\$319.00	71.1271.000.4094	2840

EASTERN UPPER PENINSULA ISD

Check Register - March 2025

Fund Charged	Fund Title	Vendor Name	Period	Check Date	Check Number	Transaction Description	Transaction Amount	Budget Unit	Account Code		
71	SE TRANSPORTATION FUND	SEG WORKERS COMPENSATION FUND - Total						\$1,707.00			
		SOO SUPERIOR OIL & LUBE, INC.	9	03/24/2025	V906500	ENG VAN 105X697 OIL	\$81.88	71.1271.000.4091	5710.01		
			9	03/24/2025	V906500	PS VAN 125X833 OIL CH	\$173.78	71.1271.000.4095	5710.01		
		SOO SUPERIOR OIL & LUBE, INC. - Total						\$255.66			
		WEX BANK/SUNOCO SUNTRAK	9	03/21/2025	304009	FEB FUEL 10.825 GAL	\$33.57	71.1271.000.4070	5710.01		
			9	03/21/2025	304009	FEB FUEL 100.045 GAL	\$273.86	71.1271.000.4045	5710.01		
			9	03/21/2025	304009	FEB FUEL 182.035 GAL	\$564.57	71.1271.000.4060	5710.01		
			9	03/21/2025	304009	FEB FUEL 20.284 GAL	\$53.74	71.1271.000.4073	5710.01		
			9	03/21/2025	304009	FEB FUEL 275.168 GAL	\$747.13	71.1271.000.4095	5710.01		
			9	03/21/2025	304009	FEB FUEL 276.571 GAL	\$731.20	71.1271.000.4091	5710.01		
			9	03/21/2025	304009	FEB FUEL 416.097 GAL	\$1,301.78	71.1271.000.4020	5710.01		
			9	03/21/2025	304009	FEB FUEL 536.214 GAL	\$1,477.97	71.1271.000.4050	5710.01		
			9	03/21/2025	304009	FEB FUEL 759.473 GAL	\$2,000.42	71.1271.000.4094	5710.01		
		WEX BANK/SUNOCO SUNTRAK - Total						\$7,184.24			
		ZAREMBA EQUIPMENT INC	9	03/05/2025	103535	SI IGN SE BUS #21 FRE	\$33.56	71.1271.000.4070	5730		
			9	03/05/2025	103535	SI IGN SE BUS #21 REP	\$891.28	71.1271.000.4070	5730		
		ZAREMBA EQUIPMENT INC - Total						\$924.84			
		71 - Total							\$26,990.63		
		81	TRAVEL FUND	BMO FINANCIAL GROUP	9	03/21/2025	600552	PCARD-MCARTHUR A	\$80.89	81.1261.000.0000	5710.01
				BMO FINANCIAL GROUP - Total						\$80.89	
BP	9			03/21/2025	304007	FEB FUEL 13.261 GAL	\$40.04	81.1261.000.0000	5710.01		
BP - Total						\$40.04					
JOHNSON'S AUTO BODY	9			03/11/2025	103543	105X690 LABOR	\$70.00	81.1261.000.0000	4130		
	9			03/11/2025	103543	105X690 REPAIRS	\$30.53	81.1261.000.0000	5730		
JOHNSON'S AUTO BODY - Total						\$100.53					
LYNN AUTO PARTS	9			03/24/2025	V906484	105X691 WIPER BLADE	\$35.69	81.1261.000.0000	5730		
LYNN AUTO PARTS - Total						\$35.69					
MARATHON-WEX BANK	9			03/21/2025	304008	FEB FUEL 310.479 GAL	\$752.60	81.1261.000.0000	5710.01		
MARATHON-WEX BANK - Total						\$752.60					
MIKE'S GARAGE	9			03/05/2025	103530	105X689 LABOR	\$35.00	81.1261.000.0000	4130		
	9			03/05/2025	103530	105X689 OIL CHANGE	\$77.95	81.1261.000.0000	5710.01		
MIKE'S GARAGE - Total						\$112.95					
NEWBERRY MOTORS	9			03/24/2025	V906487	076X110 OIL CHANGE	\$65.75	81.1261.000.0000	5710.01		
	9			03/24/2025	V906487	076X110 OIL CHNG LABO	\$17.20	81.1261.000.0000	4130		
NEWBERRY MOTORS - Total						\$82.95					
SOO SUPERIOR OIL & LUBE, INC.	9			03/24/2025	V906500	076X102 OIL CHANGE	\$90.89	81.1261.000.0000	5710.01		
SOO SUPERIOR OIL & LUBE, INC. - Total						\$90.89					
U P TIRE AND SUPPLY	9			03/06/2025	V906452	PS 076X106 LABOR	\$128.00	81.1261.000.0000	4130		
	9	03/06/2025	V906452	PS 076X106 TIRES	\$728.80	81.1261.000.0000	5720				
U P TIRE AND SUPPLY - Total						\$856.80					

EASTERN UPPER PENINSULA ISD

Check Register - March 2025

Fund Charged	Fund Title	Vendor Name	Period	Check Date	Check Number	Transaction Description	Transaction Amount	Budget Unit	Account Code
81	TRAVEL FUND	WEX BANK/SUNOCO SUNTRAK	9	03/21/2025	304009	FEB FUEL 309.568 GAL	\$848.55	81.1261.000.0000	5710.01
WEX BANK/SUNOCO SUNTRAK - Total							\$848.55		
81 - Total							\$3,001.89		
Overall - Total							\$2,339,896.30		



EASTERN UPPER PENINSULA INTERMEDIATE SCHOOL DISTRICT

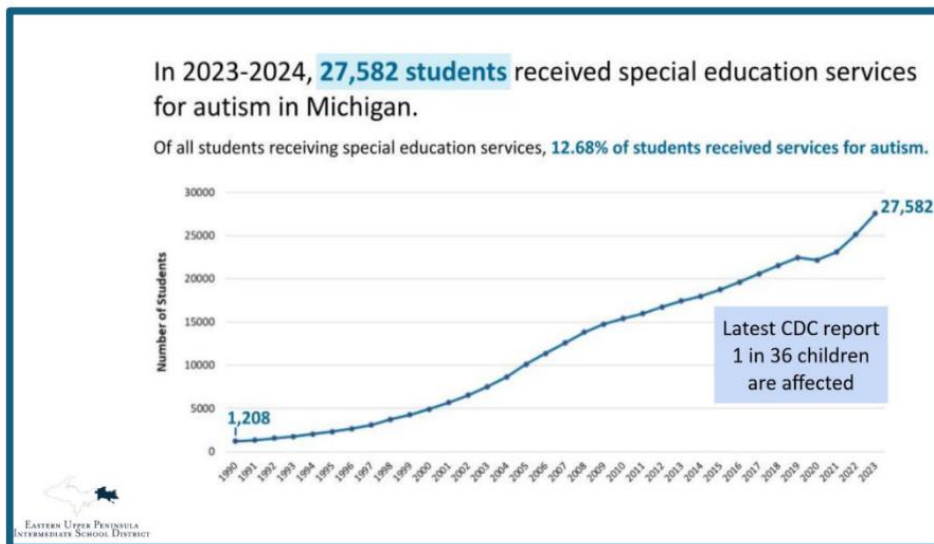
Director of Special Education Report April 2025

Department Highlights

The Autism Teacher Consultants serve a critical function in our agency ensuring students with autism have equitable access to education in alignment with the Individuals with Disabilities Education Act (IDEA) federal law by providing guidance on evidence-based instructional strategies, behavior management, and individualized supports for students with autism.

A look at the data trends in the incident of ASD
EUPISD

Year	Number of Students with ASD	Total # of Students with IEPs	Number of School Aged Students	% of Students with IEPs that are Autistic
2025	189	Audited data not released yet	Audited data not released yet	Audited data not released yet
2023	166	1,291	6,376	12.9%
2021	117	1,147	6,350	10.2%
2019	120	1,141	6,517	10.5%
2017	121	1,037	6,730	11.7%
2015	122	1,023	7,039	11.9%
2013	105	1,028	7,260	10.2%
2011	92	1,147	7,468	8%
2009	82	1,269	7,663	6.5%
2007	72	1,182	7,983	6.1%
2005	48	1,299	8,163	3.7%
2003	30	1,203	8,579	2.5%
2001	21	1,096	8,835	1.9%



EASTERN UPPER PENINSULA INTERMEDIATE SCHOOL DISTRICT

Director of Special Education Report April 2025

- Professional Learning Opportunities – Our Consultants develop and facilitate targeted professional development for schools, offering evidence-based strategies to enhance classroom instruction and behavioral supports. By developing and facilitating professional learning opportunities, they ensure that best practices are shared across multiple districts, strengthening support networks for educators. Our ASD TC’s have even developed autism specific training opportunities for paraprofessionals, specials teachers, and bus drivers ensuring students are supported throughout their entire day!
- Autism Coaching Structure – Several years ago, the EUPISD established a support system through a coaching model, where local professionals with expertise and passion in the field of autism are empowered to better support autistic students within their schools. Through this leadership model, the consultants help foster inclusive practices that benefit not only students with autism but all learners. Additionally, Autism Coaches receive valuable mentorship and training from the consultants, further enhancing their ability to support students with autism and deepen their professional expertise.
- Student Specific Team Meetings – In an effort to better support autistic students, consultants developed a process for teaming around individual students on a regular basis (monthly, quarterly, etc.) The consultants play a crucial role in facilitating these team meetings, bringing together educators, service providers, and families to celebrate successes and problem solve to promote engagement in the classroom.
- Peer to Peer “LINKS” Programming - Another vital aspect of the role is the facilitation and promotion of Peer-to-Peer Program Support. Encouraging meaningful social interactions between students with and without disabilities fosters a more inclusive school environment, improving social outcomes for all students.
- Direct Consultation – Our consultants also provide direct consultation, carrying a caseload to ensure students receive individualized support tailored to their specific needs.
- Parent Training - In addition to working directly with students and educators, they extend their impact through early intervention by providing a parent training series through Project IMPACT (Improving Parents as Social Communication Teachers) equipping them with strategies to enhance their young child’s social communication skills at home.
- Statewide Autism Resources and Training Project (START) and Upper Peninsula Autism Network (UPAN) - At a regional level, our consultants serve as a lead for UPAN strengthening collaboration and advocacy for students with autism. They work very closely with the START (Statewide Autism Resources and Training) Project ensuring our district remains connected to the latest research, resources, and best practices.

It is our continued vision that the impact of our Autism Teacher Consultants reaches far beyond individual students, enhancing the entire educational ecosystem by equipping families and educators with the tools they need to support diverse learners, empowering families, and fostering a culture of inclusion.



EASTERN UPPER PENINSULA INTERMEDIATE SCHOOL DISTRICT

Director of Special Education Report April 2025

Growing the Field

- We are so pleased to be able to recognize Carissa Lipple's hard work in completing her teaching degree this year! Cari is the first teacher to graduate out of the EUPISD's Teacher Apprentice Program. She is a compassionate and skillful professional and we are lucky to have her! Congratulations Cari!
- We are anticipating a clinical fellowship student for Speech Language Pathology in Fall '25. The student has requested a placement in St. Ignace.
- We have 1 School Psychology Intern who has accepted a position with us for Fall '25.
- We plan to post for 1 School-based Mental Health Provider Intern for Fall '25.

Action Items:

- Approval of Job Description for Physical Therapist and Physical Therapy Assistant

Currently posted positions

- Occupational Therapist
- School-based Mental Health Provider
- School Psychologist
- Special Education Teacher
- Special Education Teacher Apprentice
- Speech & Language Pathologist
- Teacher Consultant for the Visually Impaired
- Board Certified Behavior Analyst

We continue to hire and contract face-to-face professionals and virtual positions as necessary in many specialized areas throughout the region. Recruiting is on-going and we are pleased to have several face-to-face contractors who have agreed to extend into the 25-26 school year already!

EUPISD LEARNING CENTER

2025

APRIL



READING MONTH

Reading month is a special time in our school dedicated to celebrating the joy of reading and encouraging students to develop a love for books. This month our classes participated in different reading themed activities. Reading month not only promotes literacy but also fosters creativity, imagination and a sense of community for our school. It is a wonderful opportunity for both students and staff to come together and celebrate the joy that the written word can bring into our lives.

Above: SRO Deputy Kietzman guest reads to our preschool classroom.



WALKS WITH FRIENDS

Ms. Marleena, Ms. Maddie and Raelynn enjoyed a walk to look at reading day decorations.



MUSIC MONDAYS

Students in preschool are enjoying music class with Ms. Lizz.




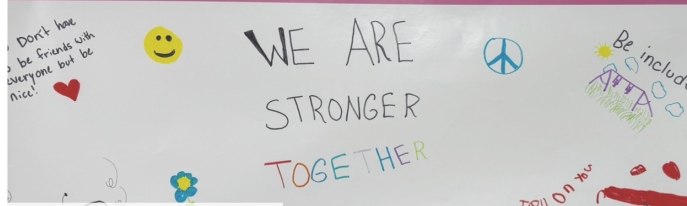
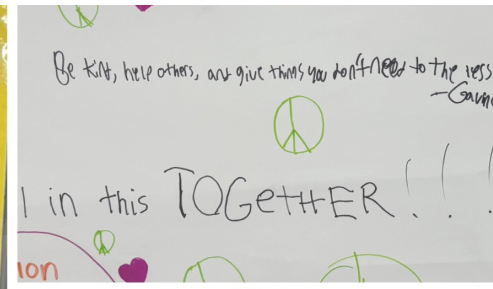


COOKING TIME

Ms. Audrie and Katheryn are chopping broccoli for a cooking lesson.

INCLUSION NEEDS US

As part of our reading month activities, students made posters and decorations that helped highlight the importance of including those with intellectual disabilities in all arenas. Inclusion is, and continues to be, a goal for all our learners! We were able to focus on what it means to create a socially inclusive place to learn and grow.



STUDENTS OF THE MONTH

This great group of students are our March Students of the Month! Jaxxon, Abel, Nick, Emilia, James, Blaine, Kegan and Josh demonstrated our PBIS principles of being safe, responsible, and respectful this past month. Classrooms choose the student who demonstrated growth or consistency in these areas. Well done everyone!



Early Childhood Department

Report to the EUPISD Board of Education

April 2025

EASTERN UPPER PENINSULA
INTERMEDIATE SCHOOL DISTRICT



Thank you Galer Insurance - Farm Bureau Insurance

The Eastern Upper Peninsula Intermediate School District (EUPISD) was recently awarded a \$2,000 grant to fight childhood food insecurity by the Michigan Farm Bureau Family of Companies (MFBFoC) and Michigan Farm Bureau Agent Charitable Fund (ACF). Grant funds will be used to purchase healthy snacks and meals for young children who attend the EUPISD-operated early learning centers. Thank you, Galer Insurance, for the collaboration in getting this grant to Chippewa County for some of our youngest learners!

Photo (left to right): Caitlin Galer, Agent/Owner Galer Insurance Agency; Cara LaFaver, EUPISD Preschool Administrator; Justice Kjolhede, Early Learning Supervisor; Lyle Harter, Chippewa County Farm Bureau Board Member.

Parents as Teachers of the EUP - Quality Endorsement Improvement Process

As part of the ongoing quality assurance process through Parents as Teachers, our local program has been going through a Quality Endorsement Improvement Process (QEIP) since October of 2024. This process entails several steps: (1) first review of the 21 Essential Requirements and requirement to pass Annual Performance Report; (2) National Office Quality team review of 3 files and program completion of an 81-question self-study; (3) completion of supervisor interview; and (4) second review of Essential Requirements. To date, the Parents as Teachers of the EUP program has completed the first two steps and has scheduled the supervisor interview. Results of the QEIP process will be available to the program in October of 2025.



April is Child Abuse & Neglect Month

Michigan's Child Abuse and Neglect Pinwheel Campaign takes place every April in recognition of Child Abuse Prevention Month. The campaign aims to raise awareness about child abuse and neglect while promoting the well-being of children and families. The pinwheel, a symbol of child happiness and a bright future, is used to represent the community's commitment to protecting children. Throughout the month, the Early Childhood Department distributes pinwheels across the community and collaborates with local agencies to provide information and resources for preventing child abuse and supporting families in need.

Photo: Early Childhood Department Staff kick off the Pinwheel Campaign

Preschool Enrollment for Fall 2025

Since January 14, 2025, we have received 160 applications for preschool programs across the EUPISD. To meet the state's target goal of 75% enrollment in preschool programs (including GSRP and Head Start), we aim to enroll 325 four-year-old children this fall. As the ISD we are supporting regional recruitment efforts and preschool programs are actively recruiting and working with families to ensure that applications are submitted through our regional coordinated referral intake system, [MI Early Childhood](#).

Early On

The *Early On* program has received 45 referrals during the 3rd quarter of the program year that runs July 1-June 30. This is comparable to the referrals that were received during the 2nd quarter of the program year. The data below represents the status of those referrals in comparison to the 2nd quarter.

Quarter	In Process	Eligible	Ineligible	Declined	Unable to Contact
2 nd (Oct-Dec)	13 (28%)	17 (36%)	5 (11%)	9 (19%)	3 (6%)
3 rd (Jan-Mar)	16 (35%)	16 (35%)	2 (4%)	6 (13%)	5 (11%)

Staffing Update

New Hires

- Morgan McLeod – Assistant Caregiver - Les Cheneaux
- Chloe Brow - High School Child Care Aid - Sault and Kincheloe
- Esperanza Hicks - LSSU Child Care Aid - Sault and Kincheloe

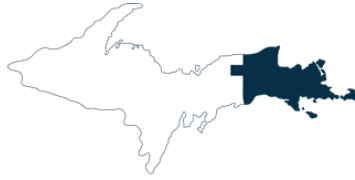
Needs

- Parents as Teachers Parent Educator
- Family Engagement Specialist - Interviews scheduled for April 8, 2025
- (2) Infant/Toddler Assistant Caregivers
- Sub Lead and Assistant Caregivers (all sites)

Jessica Savoie, Director of Early Childhood

jessicas@eupschools.org

(906) 259-8038



EASTERN UPPER PENINSULA INTERMEDIATE SCHOOL DISTRICT

General Education Department
Report to the EUPISD Board of Education
April 2025

Gen Ed Updates and Information for 2024-2025

- Important Links
- News and Updates
- Professional Learning Opportunities
- Student Events & Opportunities



Staff Spotlight



Helen Craig wears multiple hats at the EUPISD. She is the Regional School Health Coordinator, the Social Studies Curriculum Consultant, a Systems Consultant, and is also our regional McKinney-Vento lead.

As Regional School Health Coordinator, Helen works as a consultant for physical education and health education for kindergarten to 12th grade students. Through the Michigan School Health Coordinators' Association (MiSHCA), Helen works with the

EUP ISD and COP ISD to provide health education support for districts in the following regions: EUPISD, COPISD, COORISD, and AMAESD. (See Regions 3 and 5 on the map)

As Social Studies Curriculum and Systems Consultant, Helen supports EUP schools and teachers on a continuous improvement process and advocates for high quality social studies instruction.

Helen is passionate about her work and has taken on leadership roles in the state, serving on the MiSHCA Executive Board and representing our region on the GELN Social Studies Network.



Regional Collaboration

Our Curriculum Review Teams started in the year 2000, with Math and ELA, as our small districts realized the need for regional collaboration to develop aligned curriculum and assessments. Those teams expanded quickly to include all content areas and grade levels. Teachers worked together to develop those important pieces, learn new instructional strategies and technologies, and build relationships with each other. All of these pieces made a huge impact in our region. As the educational landscape changed, most of the teams dissolved and we offered more professional learning opportunities for teachers instead.

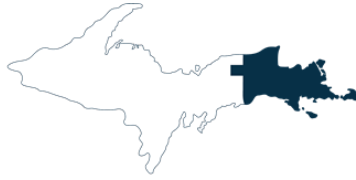
The landscape has continued to evolve, and our districts have identified the need for that regional collaboration and support for the many, many new teachers in our schools. We will be meeting next week to discuss our capacity for this work as a department. Regional Communities of Practice will be on the 2025-2026 Professional Learning Calendar.

VALERIE MASUGA—DIRECTOR OF GENERAL EDUCATION

EMAIL—vmasuga@eupschools.org

315 ARMORY PLACE—SAULT STE MARIE, MI 49783

PHONE (906) 632-3373 X5125 — CELL (906) 322-4203



EASTERN UPPER PENINSULA
INTERMEDIATE SCHOOL DISTRICT

General Education Department
Report to the EUPISD Board of Education
April 2025

AGENDA ITEMS



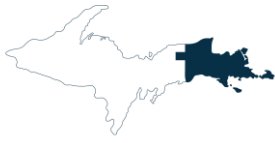
CTE EVENTS

The Upper Peninsula Construction Council is hosting a Professional Trades Career Day on May 7th. The event is being held in St. Ignace at the Little Bear Arena. Students in grades 11 and 12 may attend the morning session from 9:00-11:15 or the afternoon session from 12:00-2:15. Lunch is not provided.

CTE Improvement Plan

CTE for the region did not meet the Math Core Performance indicators:

CTE representatives from the EUP attended a required math training at Macomb ISD in the fall for all regions that did not meet the math core performance indicators. The state, as well as regions were required to develop a math improvement plan. An improvement plan has been developed. Two instructors at the Sault Area Career Center piloted the program first semester. On April 22, all CTE teachers in the region will attend a training at the ISD to work on implementation across the region.



Merit Wide Area Network (WAN) Engagement

After awarding the recent EUP Connect Collaborative RFP, we had a preliminary meeting with the overall project lead April 3rd. This was mainly to approve strategic direction for their operations, construction and permitting teams to develop detailed plans for. They are aiming to front load more District migrations that would continue to route back to LSSU until fiber builds over the next few years enable connectivity to the ISD Learning Center.

LSSU Computer Science Senior Project Team

We have had a couple of meetings with this LSSU student team that is building a system to track satellites via cameras setup on a couple of our regional schools. They have identified Brimley and Pickford as locations that best meet their criteria for camera triangulation, artificial light pollution, canopy cover, etc., and we are working to have them networked for our students to also be able to access the data.

Infrastructure Replacement and External Security Assessment

The project to replace legacy core infrastructure is wrapping up. We have additional migrations to the new infrastructure to complete over the next weeks and will then be conducting vulnerability tests against our environment.

State Assessment Season


While there are different student assessments occurring throughout the school year, April is the big month. We have been working on DRC, WIDA, and ChromeOS version compatibility issues and updating local caching servers to facilitate a positive testing experience.



**FINANCE/HUMAN RESOURCES REPORT TO THE
EASTERN UPPER PENINSULA INTERMEDIATE SCHOOL DISTRICT
BOARD OF EDUCATION**

Dena Mayer, Director of Finance and Human Resources

April 2025



BUSINESS/FINANCE

Financials. We are working on the month-end reconciliations for March and will not have the financials ready by the time the agenda is published. I fully expect the information will be ready by early next week and will get the information posted as soon as possible.

Auditor Communication. To increase communication on the audit process with the Board of Education, you may receive an email from the auditors. If there are any questions, please feel free to reach out to me.

Requests for Proposals. We have a bid opening for phase 1 of the central office safety and security upgrades at Central Office on Friday, April 4 in the afternoon. We hope to have a recommendation at the meeting on Wednesday.

HUMAN RESOURCES

Job Descriptions:

We continue to have vacancies in the area of Physical Therapy. We are requesting approval the following job descriptions and approval to post:

Physical Therapist (PT). This position will be part of our current Professional Union Unit.

Physical Therapy Assistant (PTA) - This position will be a non-union position.

Updates:

- New Hires:
 - **Cole Besteman** – Payroll/Business Office Specialist
 - **Pamela Fournier** – Payroll/Business Office Specialist
 - **Abbigail Savoie** – Business Office/Accounting Student Intern
 - **Chloe Brow** – High School Student Intern/Child Care Aide – Sault Schools Early Learning Center/Superior Start
- Retirements:
 - **None**
- Resignations:
 - **Morgan Uhl** - Early Childhood Parent Educator
 - **Joe Loper** - Custodian – Part Time
 - **Alicia Ross** - Instructional Aide
- Terminations:
 - **Samantha Cremeans** - Instructional Aide

- New Hires – Contracted:
 - **Esperanza Hicks** - High School Student Intern/Child Care Aide – EUPISD Early Learning Center-LSSU
 - **Morgan McLeod** - High School Student Intern/Child Care Aide – Les Cheneaux Early Learning Center-Edustaff

- Resignations – Contracted:
 - None

- Other Updates:
 - **Carissa Lipple**, has completed the requirements and is now a fully certified teacher. This is our first Teacher Apprentice to become a certified teacher.

Update on Current Openings:

- Teacher Consultant – Visually Impaired
- Occupational Therapist - Multiple Openings
- Certified Occupational Therapist Assistant (COTA) – Multiple Openings
- School Based Mental Health Provider - Multiple Openings
- School Psychology Intern – Multiple Openings
- Speech & Language Pathologist - Multiple Openings
- Special Education Teachers – Multiple Openings
- LifeSPAN Nutrition Facilitator - Edustaff
- Early Childhood Engagement Specialist

Please contact me with any questions or concerns at 906-632-3373 ext. 5126 or by email at dmayer@eupschools.org

**EASTERN UPPER PENINSULA INTERMEDIATE SCHOOL DISTRICT
JOB DESCRIPTION**

Physical Therapist

Reports to: Director of Special Education

Purpose of Position: To provide high-quality physical therapy services to students with disabilities, helping them achieve their educational goals and improve their physical functioning within the school environment.

Period of Employment: 190 days/ 6.5 hours per day

Minimum Qualifications:

- Current state licensure as a Physical Therapist
- Master's or Doctoral degree in Physical Therapy from an accredited Program
- Passion for providing high-quality, compassionate care for individuals with disabilities
- Strong organizational and time management skills, written, oral, and interpersonal communication skills, diligent work habits, and the ability to apply common sense to routine decision-making
- Ability to maintain self-control and complete tasks with frequent interruptions
- Ability to work independently and as part of a team in a fast-paced environment
- Must have regular and reliable attendance
- Ability to perform physical activities required for therapy sessions to include lifting and moving students as needed.
- Possess a valid driver's license

Duties and Responsibilities:

- Serve as a member of the Multidisciplinary Evaluation Team (MET) in assessing the comprehensive needs of children/students as assigned by the MET Coordinator.
- Serve as an IEP team member and support the development of quality plans for specially designed instruction from a disciplinary perspective.
- Provide consultative and direct therapy in accordance with the IEP.
- Complete all evaluations and reports in a timely manner as directed.
- Conduct on-going progress monitoring and data collection to ensure therapies are producing a positive result.
- Regularly communicate with team members, parents, teachers, support staff, administrators, and students to obtain data, and make recommendations for progress.
- Provide inservice training to educators and parents related to the use of adaptive equipment and disability related information to enhance access, independence, and outcomes in the classroom, home and community.
- Provide supervision for registered physical therapy assistants.
- Submit timely, accurate, and data-based documentation for School-Based Health Services billing. Seek a physician's prescription as required for School-Based Health Services.
- Maintain thorough and accurate documentation including student attendance, Medicaid service logs, and progress monitoring of goals and objectives.

- Remain up to date with best practices in the field of Physical Therapy to include professional learning related to the assignment not less than annually. Membership and involvement with the national association is recommended.
- Exhibit a high level of professionalism with the ability to handle confidential information, use good judgement, plan and maintain a flexible attitude.
- Remain free of substance abuse and/or illegal drug use at all times.
- As needed for completion of duties, attend meetings outside of normal working hours
- Perform other duties pertaining to assignment as assigned by supervisor.

Wages and Fringes: As established by the EUPISD Board of Education

4/2025

**EASTERN UPPER PENINSULA INTERMEDIATE SCHOOL DISTRICT
JOB DESCRIPTION**

Physical Therapy Assistant

Reports to: Director of Special Education

Purpose of Position: Assist in the treatment of eligible students under the direction of a licensed Physical Therapist. This role involves helping students improve their mobility, build strength, and participate fully in school activities.

Period of Employment: 190 days/7.5 hours per day

Minimum Qualifications:

- Associate degree from an accredited Physical Therapist Assistant program.
- Current state licensure or certification as a Physical Therapist Assistant.
- Experience working with children or in a school setting is preferred.
- Strong understanding of child development and physical therapy principles.
- Ability to work collaboratively with a team and independently.
- Compassionate and patient demeanor.
- Strong organizational and time management skills, written, oral, and interpersonal communication skills, diligent work habits, and the ability to apply common sense to routine decision-making
- Ability to maintain self-control and complete tasks with frequent interruptions
- Ability to work independently and as part of a team in a fast-paced environment
- Must have regular and reliable attendance
- Ability to perform physical activities required for therapy sessions to include lifting and moving students as needed.
- Possess a valid driver's license

Duties and Responsibilities:

- Assist the Physical Therapist in implementing individualized treatment plans for students.
- Help students perform therapeutic exercises and activities.
- Monitor and document students' progress, providing feedback to the supervising Physical Therapist.
- Assist students in using assistive devices, such as walkers or wheelchairs.
- Perform and assist in therapeutic massage and physical therapy treatments.
- Provide support to students during physical education classes or school activities.
- Maintain a safe and clean working environment by complying with procedures, rules, and regulations.
- Communicate with parents, teachers, and other school staff to ensure students' needs are being met.
- Contribute to team efforts by accomplishing related tasks as needed.

Wages and Fringes: As established by the EUPISD Board of Education

4/2025