

Board of Education Regular Meeting

Monday, December 11, 2023 Immediately After American Civics Meeting
Minden High School Media Center, 543 West 5th, Minden, NE 68959-0301

1. Call to Order

Action(s):

Excuse Justin Glanzer. This motion, made by Andy Craig and seconded by Cody Krull, Passed.

Voting Detail:

Andy Craig: Yea
Justin Glanzer: Absent
Cody Krull: Yea
Kevin Raun: Yea
Darcie Reed: Yea
Rusty Rhynalds: Yea

Voting Summary: Yea: 5, Nay: 0, Absent: 1

1.a. Open Meetings Act is Posted

1.b. Mission Statement

1.c. Roll Call

1.d. Pledge of Allegiance

2. Public Comment

3. Consent Agenda

Action(s):

Motion to approve the Consent Agenda. This motion, made by Andy Craig and seconded by Darcie Reed, Passed.

Voting Detail:

Andy Craig: Yea
Justin Glanzer: Yea
Cody Krull: Yea
Kevin Raun: Yea
Darcie Reed: Yea
Rusty Rhynalds: Yea

Voting Summary: Yea: 6, Nay: 0

3.a. Consider Minutes from Prior Meeting

3.b. Consider Financial Reports

3.c. Consider Expenditures and Claims for Payment

4. Reports

4.a. Board Committees

4.b. Principals

4.c. Superintendent

4.d. State of the Schools Report

5. Policy Review and Updates

6. Action Items

6.a. Consider, Discuss, and Take Action on Reaffirmation of Policy 6370 Multicultural Education

Action(s):

Motion to reaffirm Policy 6370 Multicultural Education. This motion, made by Andy Craig and seconded by Kevin Raun, Passed.

Voting Detail:

Andy Craig: Yea
Justin Glanzer: Yea
Cody Krull: Yea
Kevin Raun: Yea
Darcie Reed: Yea
Rusty Rhynalds: Yea

Voting Summary: Yea: 6, Nay: 0

6.b. Consider, Discuss, and Take Action on Dirt Work Bid

Action(s):

Motion to accept bid from A & L Leveling for dirt work. This motion, made by Cody Krull and seconded by Andy Craig, Passed.

Voting Detail:

Andy Craig: Yea
Justin Glanzer: Yea
Cody Krull: Yea
Kevin Raun: Yea
Darcie Reed: Yea
Rusty Rhynalds: Yea

Voting Summary: Yea: 6, Nay: 0

7. Next Meeting

8. Adjournment per Board President Action at 7:58pm

Board Secretary

**MINDEN PUBLIC SCHOOLS
BOARD OF EDUCATION
November 13, 2023**

The agenda for the November 13, 2023 meeting was posted at the United States Post Office in Minden, Minden Exchange Bank, First Bank and Trust Company, Kearney County Courthouse, and the Minden city office. Agendas were mailed to the United States Post Office in Upland and Heartwell. The agenda was posted in the superintendent's office and notice was published in the local paper.

The board meeting began at 7:00 pm with all board members present.

The board heard a presentation from FFA Alumni.

Motion by Craig and second by Raun to approve the consent agenda consisting of minutes from the October 9 meeting, financial reports, and claims for payment. Roll call: Craig, aye; Glanzer, aye; Krull, aye; Raun, aye; Reed, aye; Rhynalds, aye. Motion carried.

Motion by Glanzer and second by Craig to approve the district audit. Roll call: Craig, aye; Glanzer, aye; Krull, aye; Raun, aye; Reed, aye; Rhynalds, aye. Motion carried.

Motion by Rhynalds and second by Craig to approve the use of the NASB Superintendent Evaluation Tool for the Superintendent's evaluation. Roll call: Craig, aye; Glanzer, aye; Krull, aye; Raun, aye; Reed, aye; Rhynalds, aye. Motion carried.

At 7:54 pm, meeting adjourned per Board President action.

Secretary, Board of Education

MINDEN PUBLIC SCHOOLS
TREASURER'S REPORT
November 30, 2023

SCHOOL BALANCE - October 31, 2023		\$194,151.67
Current Months Receipts		\$280,316.33
Transfers from Investments		\$630,000.00
Total Beginning Balance and Receipts		<u>\$1,104,468.00</u>
Less: Disbursements		\$978,369.15
Transfer to Investments		<u>\$0.00</u>
Total Disbursements		<u>\$978,369.15</u>
SCHOOL BALANCE - November 30, 2023		<u><u>\$126,098.85</u></u>
 BALANCE PER BANK STATEMENT - November 30, 2023		 \$126,124.85
Deposits In Transit		\$0.00
LESS : Outstanding Checks		<u>\$26.00</u>
RECONCILED BANK BALANCE - November 30, 2023		<u><u>\$126,098.85</u></u>
(Balance - November 30, 2022 = \$13,811.52)		
 GENERAL FUND INVESTMENTS		 \$2,270,185.80
Money Market Minden Exchange	\$955,553.36	2.48% demand
Money Market First Bank	\$1,314,632.44	2.74% demand
(Balance November 30, 2022 = \$1,993,506.08)		
 DEPRECIATION FUND INVESTED		 \$172,228.40
Money Market Minden Exchange Bank	\$124,421.02	2.48% demand
Money Market First Bank	\$47,802.19	2.13% demand
Checking Minden Exchange Bank	\$5.19	
(Balance November 30, 2022 = \$169,436.79)		
 BUILDING FUND		 \$1,878,760.83
Money Market Minden Exchange Bank	\$363,666.66	2.48% demand
Money Market First Bank	\$162,755.15	2.74% demand
NE Liquid Asset Fund - Building Fund	\$1,352,334.52	5.09% demand
Checking Minden Exchange Bank	\$4.50	
(Balance November 30, 2022 = \$1,011,800.56)		
 BOND FUND		 \$2,234,877.99
Money Market Minden Exchange Bank	\$593,131.09	2.48% demand
NE Liquid Asset Fund - Bond Fund	\$1,641,746.90	5.09% demand
(Balance November 30, 2022 = \$2,175,593.42)		
 LUNCH FUND		 \$74,284.77
Money Market First Bank	\$46,724.99	2.24% demand
Checking First Bank	\$27,559.78	
(Balance November 30, 2022 = \$66,513.44)		
 FUNDS PLEDGED FOR DEPOSITS		
Minden Exchange Bank	\$6,500,000.00	Plus 250M FDIC
First Bank	\$2,065,000.00	Plus 250M FDIC

Scott W. Johnson, Treasurer

MINDEN PUBLIC SCHOOLS
TREASURER'S REPORT SUPPLEMENT
ACCOUNT RECONCILIATIONS
November 30, 2023

Bank	Account #	Beginning Balance	Plus: Receipts	Plus/(Minus) Transfers	Minus: Expenditures	Ending/ Reconciled Balance	Previous Year Ending Balance
General Fund							
MEB	401505	\$194,151.67	\$280,316.33	\$630,000.00	\$978,369.15	\$126,098.85	\$13,811.52
MEB	601096	\$1,583,126.60	\$2,426.76	(\$630,000.00)	\$0.00	\$955,553.36	\$705,296.06
FB&T	801472	\$1,311,710.74	\$2,921.70	\$0.00	\$0.00	\$1,314,632.44	\$1,288,210.02
	Subtotal	\$3,088,989.01	\$285,664.79	\$0.00	\$978,369.15	\$2,396,284.65	\$2,007,317.60
Depreciation Fund							
MEB	401919	\$5.19	\$0.00	\$0.00	\$0.00	\$5.19	\$5.19
MEB	613109	\$124,170.98	\$250.04	\$0.00	\$0.00	\$124,421.02	\$122,420.30
FB&T	807982	\$47,719.43	\$82.76	\$0.00	\$0.00	\$47,802.19	\$47,011.30
	Subtotal	\$171,895.60	\$332.80	\$0.00	\$0.00	\$172,228.40	\$169,436.79
Building Fund							
MEB	106690	\$4.50	\$0.00	\$24,018.00	\$24,018.00	\$4.50	\$4.50
MEB	603209	\$377,030.03	\$10,654.63	(\$24,018.00)	\$0.00	\$363,666.66	\$238,236.41
FB&T	801407	\$162,393.44	\$361.71	\$0.00	\$0.00	\$162,755.15	\$159,239.78
NLAF	9300655	\$1,335,496.02	\$17,202.00	\$0.00	\$363.50	\$1,352,334.52	\$614,319.87
	Subtotal	\$1,874,923.99	\$28,218.34	\$0.00	\$24,381.50	\$1,878,760.83	\$1,011,800.56
Bond Fund							
MEB	620112	\$574,443.30	\$18,687.79	\$0.00	\$0.00	\$593,131.09	\$1,572,503.13
NLAF	9300692	\$1,625,460.84	\$16,994.06	\$0.00	\$708.00	\$1,641,746.90	\$603,090.29
	Subtotal	\$2,199,904.14	\$35,681.85	\$0.00	\$708.00	\$2,234,877.99	\$2,175,593.42
Lunch Fund							
FB&T	801399	\$71,627.85	\$97.14	(\$25,000.00)	\$0.00	\$46,724.99	\$23,966.78
FB&T	990119	\$25,630.11	\$36,394.81	\$25,000.00	\$59,465.14	\$27,559.78	\$42,546.66
	Subtotal	\$97,257.96	\$36,491.95	\$0.00	\$59,465.14	\$74,284.77	\$66,513.44
Grand Total		\$7,432,970.70	\$386,389.73	\$0.00	\$1,062,923.79	\$6,756,436.64	\$5,430,661.81

2023/24 Projections vs. Actuals for General Fund As of November 30, 2023

Income

2023/24 Budgeted Income = \$12,867,073.68

Month	Projected Income	Actual Income	Over/(Under) Projection	Running Balance Over/(Under) Projection
September	\$2,458,897.78	\$2,303,327.59	(\$155,570.19)	(\$155,570.19)
October	\$546,850.63	\$710,311.60	\$163,460.97	\$7,890.78
November	\$214,880.13	\$285,155.53	\$70,275.40	\$78,166.18
December	\$202,013.06			
January	\$1,975,095.81			
February	\$1,002,345.04			
March	\$819,632.59			
April	\$618,906.24			
May	\$3,319,705.01			
June	\$1,246,819.44			
July	\$212,306.72			
August	\$249,621.23			

Cash Flow

Month	Projected Cash Flow	Actual Cash Flow	Over/(Under) Projection	Running Balance Over/(Under) Projection
September	\$1,175,332.97	\$1,037,740.97	(\$137,592.00)	(\$137,592.00)
October	(\$554,696.06)	(\$380,482.27)	\$174,213.79	\$36,621.79
November	(\$874,532.02)	(\$692,704.36)	\$181,827.66	\$218,449.45
December	(\$900,881.92)			
January	\$872,200.83			
February	(\$70,887.72)			
March	(\$273,824.41)			
April	(\$478,595.61)			
May	\$2,200,630.64			
June	\$108,869.12			
July	(\$873,060.59)			
August	(\$946,305.23)			

Expenses

2023/24 Budgeted Expenses = \$13,482,823.68

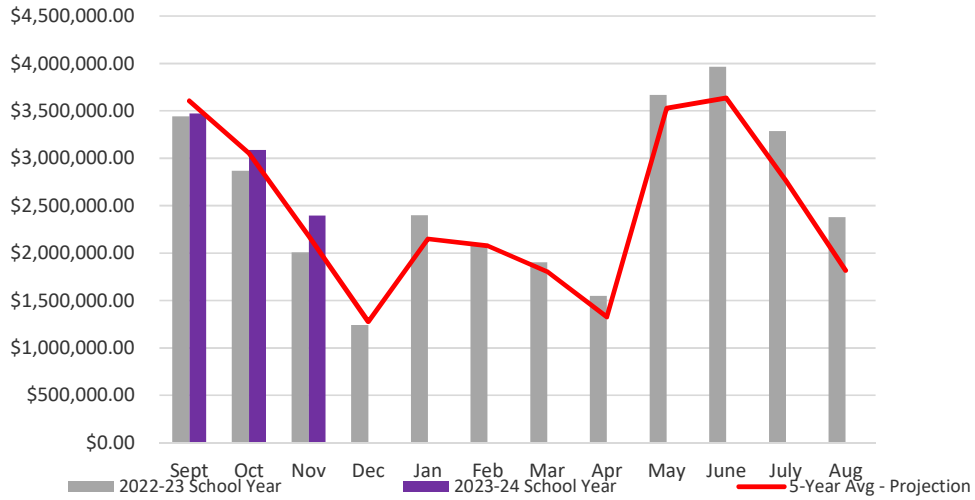
Month	Projected Expenses	Actual Expenses	Over/(Under) Projection	Running Balance Over/(Under) Projection
September	\$1,283,564.81	\$1,265,586.62	(\$17,978.19)	(\$17,978.19)
October	\$1,101,546.69	\$1,090,793.87	(\$10,752.82)	(\$28,731.01)
November	\$1,089,412.15	\$977,859.89	(\$111,552.26)	(\$140,283.27)
December	\$1,102,894.98			
January	\$1,102,894.98			
February	\$1,073,232.76			
March	\$1,093,457.00			
April	\$1,097,501.85			
May	\$1,119,074.37			
June	\$1,137,950.32			
July	\$1,085,367.31			
August	\$1,195,926.46			

General Fund Balance

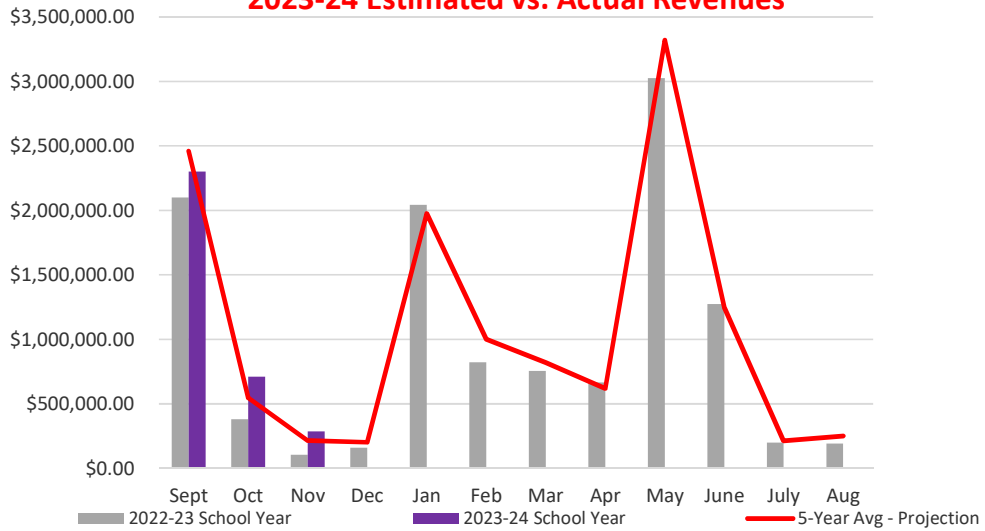
Beginning Reconciled GF Balance = \$2,431,730.31

Month	Projected GF Balance	Actual Reconciled GF Balance	Over/(Under) Projection
September	\$3,607,063.28	\$3,469,471.28	(\$137,592.00)
October	\$3,052,367.22	\$3,088,989.01	\$36,621.79
November	\$2,177,835.20	\$2,396,284.65	\$218,449.45
December	\$1,276,953.28		
January	\$2,149,154.11		
February	\$2,078,266.39		
March	\$1,804,441.98		
April	\$1,325,846.37		
May	\$3,526,477.01		
June	\$3,635,346.13		
July	\$2,762,285.54		
August	\$1,815,980.31		

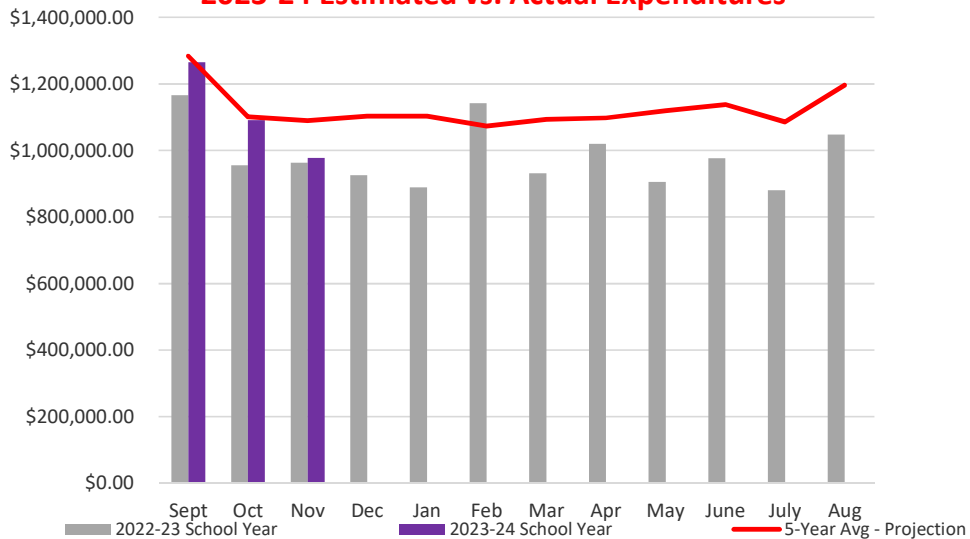
2023-24 Estimated vs. Actual General Fund Balance



2023-24 Estimated vs. Actual Revenues



2023-24 Estimated vs. Actual Expenditures



General Fund Revenues - Thru 11/30/23

Account Description	Adopted Budget	Received	Remaining Balance	Percent Received
01100 - Taxes Levied/Assessed	\$9,309,118.68	\$559,041.94	\$8,750,076.74	6.01%
01115 - Carline Taxes	\$3,500.00	\$0.00	\$3,500.00	0.00%
01120 - Public Power District Sales Tax	\$35,000.00	\$0.00	\$35,000.00	0.00%
01125 - Motor Vehicle Taxes	\$425,000.00	\$67,188.08	\$357,811.92	15.81%
01140 - Penalty & Interest on Delinquent Taxes	\$14,250.00	\$4,978.08	\$9,271.92	34.93%
01323 - SPED Tuition from Other School Districts	\$50,000.00	\$0.00	\$50,000.00	0.00%
01370 - Preschool Tuition and Fees	\$25,000.00	\$9,372.00	\$15,628.00	37.49%
01510 - Interest	\$30,000.00	\$17,956.01	\$12,043.99	59.85%
01910 - Rental of School Facilities & Equipment	\$1,000.00	\$0.00	\$1,000.00	0.00%
01911 - Local License Fees	\$3,750.00	\$0.00	\$3,750.00	0.00%
01920 - Contributions and Donations	\$1,000.00	\$0.00	\$1,000.00	0.00%
01921 - Police Court Fines	\$500.00	\$0.00	\$500.00	0.00%
01980 - Refund of Prior Year's Expenditures	\$0.00	\$190.93	(\$190.93)	
01990 - Miscellaneous Local Revenue	\$300.00	\$0.00	\$300.00	0.00%
02110 - County Fines & License Fees	\$20,000.00	\$4,749.25	\$15,250.75	23.75%
03110 - State Aid	\$1,324,923.00	\$397,476.00	\$927,447.00	30.00%
03120 - Special Education - School Age	\$1,125,000.00	\$0.00	\$1,125,000.00	0.00%
03180 - Pro-Rate Motor Vehicle	\$20,000.00	\$2,901.01	\$17,098.99	14.51%
03400 - State Apportionment	\$101,750.00	\$0.00	\$101,750.00	0.00%
03535 - High Ability Learners Payments	\$8,000.00	\$8,156.00	(\$156.00)	101.95%
04505 - "ESSA Title I, Part A"	\$105,936.00	\$20,950.00	\$84,986.00	19.78%
04509 - "ESSA Title II, Part A"	\$26,034.00	\$0.00	\$26,034.00	0.00%
04516 - IDEA Preschool Base (619)	\$2,467.00	\$0.00	\$2,467.00	0.00%
04518 - IDEA Part B (611) Base & E-P Allocation	\$188,935.00	\$8,572.00	\$180,363.00	4.54%
04521 - IDEA Non-Public	\$1,110.00	\$0.00	\$1,110.00	0.00%
04525 - Carl Perkins Grant	\$1,000.00	\$1,050.22	(\$50.22)	105.02%
04530 - Other Federal Receipts - Categorical	\$0.00	\$58,812.04	(\$58,812.04)	
04708 - Medicaid in Public Schools (MIPS)	\$20,000.00	\$8,143.29	\$11,856.71	40.72%
04709 - Medicaid Administrative Activities (MAAPS)	\$17,500.00	\$2,958.03	\$14,541.97	16.90%
05300 - Sale of Property	\$5,000.00	\$211.20	\$4,788.80	4.22%
05690 - Other Non-revenue Receipts	\$1,000.00	\$0.00	\$1,000.00	0.00%
Total	\$12,867,073.68	\$1,172,706.08	\$11,694,367.60	9.11%

General Fund Expenditures

Account Description	Adopted Budget	Disbursed	Remaining Balance	Percent Spent
01100 - Regular Instruction	\$6,237,917.23	\$1,940,161.35	\$4,297,755.88	31.10%
01125 - Academic Intervention (Flex Funding)	\$99,357.14	\$32,380.23	\$66,976.91	32.59%
01200 - School Age SPED	\$1,538,537.83	\$438,903.49	\$1,099,634.34	28.53%
01291 - Preschool Age 3-5	\$15,077.25	\$1,720.35	\$13,356.90	11.41%
01292 - Preschool Age 0-2	\$120.79	\$20.79	\$100.00	17.21%
01300 - Summer School	\$21,244.67	\$702.97	\$20,541.70	3.31%
02120 - Guidance Counselor	\$302,270.58	\$103,456.09	\$198,814.49	34.23%
02130 - Health Services	\$81,840.84	\$28,937.17	\$52,903.67	35.36%
02141 - School Psychologist - School Age	\$122,184.73	\$40,575.99	\$81,608.74	33.21%
02151 - Speech Path & Deaf Ed	\$217,049.29	\$62,193.13	\$154,856.16	28.65%
02152 - Speech Path & Deaf Ed	\$800.00	\$0.00	\$800.00	0.00%
02153 - Speech Path & Deaf Ed	\$0.00	\$59.68	(\$59.68)	
02161 - Occupational Therapy	\$37,750.00	\$12,777.75	\$24,972.25	33.85%
02171 - Physical Therapy	\$12,750.00	\$3,786.75	\$8,963.25	29.70%
02172 - Physical Therapy	\$2,500.00	\$627.75	\$1,872.25	25.11%
02173 - Physical Therapy	\$1,500.00	\$81.00	\$1,419.00	5.40%
02190 - Student Activities	\$202,964.34	\$70,009.40	\$132,954.94	34.49%
02213 - Instructional Staff Training	\$33,000.00	\$1,834.03	\$31,165.97	5.56%
02220 - Media Center	\$266,849.36	\$91,181.90	\$175,667.46	34.17%
02230 - Technology Support	\$153,228.94	\$55,697.24	\$97,531.70	36.35%
02240 - Assessment Coordinator	\$20,070.18	\$5,245.70	\$14,824.48	26.14%
02310 - Board of Education	\$49,850.00	\$10,879.64	\$38,970.36	21.82%
02320 - Superintendent	\$308,332.74	\$103,471.37	\$204,861.37	33.56%
02330 - District Legal Services	\$50,000.00	\$7,303.20	\$42,696.80	14.61%
02410 - Principal	\$705,147.12	\$222,703.32	\$482,443.80	31.58%
02510 - Business Office	\$229,587.81	\$69,198.53	\$160,389.28	30.14%
02610 - Custodial	\$503,450.00	\$253,775.99	\$249,674.01	50.41%
02620 - Building Maintenance	\$939,490.10	\$273,165.62	\$666,324.48	29.08%
02630 - Grounds Maintenance	\$196,009.22	\$39,388.64	\$156,620.58	20.10%
02640 - Equipment Repair & Maintenance	\$24,597.47	\$6,444.80	\$18,152.67	26.20%
02650 - Non-Pupil Vehicle	\$6,000.00	\$2,373.89	\$3,626.11	39.56%
02660 - Security	\$44,000.00	\$0.00	\$44,000.00	0.00%
02670 - Safety	\$48,450.00	\$22,665.70	\$25,784.30	46.78%
02710 - School Bus Driving	\$351,455.20	\$140,649.72	\$210,805.48	40.02%
02712 - School Age SPED Driving	\$4,786.23	\$0.00	\$4,786.23	0.00%
02713 - Below Age 5 SPED Driving	\$11,871.57	\$3,514.98	\$8,356.59	29.61%
02730 - School Bus Driving Vehicle Maintenance	\$66,123.09	\$11,046.05	\$55,077.04	16.71%
02732 - School Age SPED Vehicle Maintenance	\$3,000.00	\$0.00	\$3,000.00	0.00%
03535 - High Ability Learners	\$47,839.33	\$12,698.05	\$35,141.28	26.54%
06200 - Title IA	\$146,308.00	\$46,474.59	\$99,833.41	31.76%
06406 - IDEA Preschool (619) Base Allocation	\$2,467.00	\$2,467.00	\$0.00	100.00%
06408 - IDEA Part B (611)	\$188,935.00	\$82,850.03	\$106,084.97	43.85%
06412 - IDEA Non-Public	\$1,110.63	\$1,110.00	\$0.63	99.94%
06700 - Carl Perkins	\$2,000.00	\$180.00	\$1,820.00	9.00%
08000 - Transfers (Outgoing)	\$185,000.00	\$105,000.00	\$80,000.00	56.76%
09000 - Reimbursed by Other Funds/Entities	\$0.00	\$2,477.39	(\$2,477.39)	
Total	\$13,482,823.68	\$4,310,191.27	\$9,172,632.41	31.97%

Bank Statement Reconciliation

Description

Adjustment Date

Adjustment Amount

Minden High School Activities 11/01/2023 through 11/30/2023

Bank Statement Reconciliation Summary

Statement Balance	\$ 429,792.80
- Outstanding checks	\$ 22,208.85
+ Outstanding Deposits	\$ 0.00
+ Outstanding Adjustments	\$ 0.00
- Outstanding Investment Transfers	\$ 0.00
Total	\$ 407,583.95
+ Investments	\$ 37,000.00
Book Balance	\$ 444,583.95

Checks For Payment Listing

Date	Check Number	Payee	Reason	Amount
12/12/2023	4505	Ameritas Life Insurance Corp.	Ameritas Tsa	\$ 400.00
12/12/2023	4506	Ameritas Life Insurance Corp..	Vision Insurance	\$ 1,220.92
12/12/2023	4507	Blue Cross Blue Shield	Dental Insurance	\$ 603.17
12/12/2023	4507	Blue Cross Blue Shield	District Dental Insurance	\$ 190.79
12/12/2023	4507	Blue Cross Blue Shield	District HDHP Health Ins 2PT	\$ 2,759.74
12/12/2023	4507	Blue Cross Blue Shield	District HDHP Health Ins 9 Mo	\$ 1,412.76
12/12/2023	4507	Blue Cross Blue Shield	District HDHP Health Ins FAM	\$ 18,426.80
12/12/2023	4507	Blue Cross Blue Shield	District HDHP Health Ins SNG	\$ 1,345.08
12/12/2023	4507	Blue Cross Blue Shield	District Health Ins 2PT	\$ 36,863.71
12/12/2023	4507	Blue Cross Blue Shield	District Health Ins 9 Mo	\$ 13,146.97
12/12/2023	4507	Blue Cross Blue Shield	District Health Ins FAM	\$ 85,988.36
12/12/2023	4507	Blue Cross Blue Shield	District Health Ins SNG	\$ 7,008.48
12/12/2023	4507	Blue Cross Blue Shield	District Health Ins SPD	\$ 5,662.00
12/12/2023	4507	Blue Cross Blue Shield	District Health Ins Split	\$ 1,602.77
12/12/2023	4507	Blue Cross Blue Shield	Feba Bcbs Dental 2PT	\$ 681.66
12/12/2023	4507	Blue Cross Blue Shield	Feba Bcbs Dental FAM	\$ 1,591.86
12/12/2023	4507	Blue Cross Blue Shield	Feba Bcbs Dental SPD	\$ 75.21
12/12/2023	4508	Cavalry SPV I, LLC	Kearney County Court Cavalry	\$ 124.05
12/12/2023	4509	Credit Management Services, Inc.	Kearney County Court CMSI	\$ 361.46
12/12/2023	4510	Fiduciary Trust Company	Flatwater Wealth TSA	\$ 1,000.00
12/12/2023	4511	Horace Mann Life Insurance Company	Horace Mann Life Insurance	\$ 1,275.00
12/12/2023	4512	LVNV Funding, LLC	Kearney County Court - LVNV	\$ 212.74
12/12/2023	4513	Madison National Life Insurance Co., Inc.	Feba Life Insurance	\$ 228.89
12/12/2023	4513	Madison National Life Insurance Co., Inc.	Long-Term Disability	\$ 1,350.54
12/12/2023	4513	Madison National Life Insurance Co., Inc.	Term Life Policy	\$ 474.19
12/12/2023	4514	Minden Exchange Bank & Trust Co.	HSA Contribution	\$ 4,821.57
12/12/2023	4515	Minden Public Schools	District Court	\$ 495.00
12/12/2023	4515	Minden Public Schools	F/b Dependent Care	\$ 3,888.92
12/12/2023	4515	Minden Public Schools	F/b Medical Dental	\$ 4,308.39
12/12/2023	4515	Minden Public Schools	Increased Retirement Percent	\$ 14,376.31
12/12/2023	4515	Minden Public Schools	NE Retirement	\$ 97,547.30
12/12/2023	4516	Minden Public Schools.	Computer Lease Purchase	\$ 509.26
12/12/2023	4517	Mps Payroll	Federal Withholding	\$ 44,565.31
12/12/2023	4517	Mps Payroll	FICA	\$ 71,618.38
12/12/2023	4517	Mps Payroll	Medicare	\$ 16,749.60
12/12/2023	4518	Mps Payroll NE Income Tax	State Withholding - NE	\$ 20,039.35
12/12/2023	4519	Minden Public Schools	Increased Retirement Percent	\$ 5.47
12/12/2023	4519	Minden Public Schools	NE Retirement	\$ 37.14
12/12/2023	4520	Mps Payroll	FICA	\$ 26.88
12/12/2023	4520	Mps Payroll	Medicare	\$ 6.28
12/12/2023	4521	Amazon Capital Services, Inc.	Grounds Repairs	\$ 70.00
12/12/2023	4521	Amazon Capital Services, Inc.	Maintenance Supplies	\$ 75.76
12/12/2023	4521	Amazon Capital Services, Inc.	MS Media Supplies	\$ 202.68
12/12/2023	4521	Amazon Capital Services, Inc.	MS/EAST Safety Repairs	\$ 222.91
12/12/2023	4521	Amazon Capital Services, Inc.	Technology & Custodial Supplies	\$ 329.84
12/12/2023	4522	Antelope Sprinkler Systems	FB Field Sprinklers Winterization	\$ 300.00
12/12/2023	4523	Aurora Cooperative	Fuel	\$ 6,842.85
12/12/2023	4524	Bill's Plumbing	EAST Drain Cleaning	\$ 65.00
12/12/2023	4525	Black Hills Energy	Bus Barn Natural Gas	\$ 237.50
12/12/2023	4525	Black Hills Energy	East Natural Gas	\$ 1,061.66
12/12/2023	4525	Black Hills Energy	MS & HS Natural Gas	\$ 3,209.19
12/12/2023	4525	Black Hills Energy	MS Activity Building Natural Gas	\$ 1,065.58
12/12/2023	4526	Business Telecommunication Systems	MS Telephone Repair	\$ 270.00
12/12/2023	4527	Carter Electric	Activity Gym Electrical Repair	\$ 4,603.95
12/12/2023	4527	Carter Electric	East Electrical Repair	\$ 2,396.95

Checks For Payment Listing

Date	Check Number	Payee	Reason	Amount
12/12/2023	4527	Carter Electric	EAST Electrical Repairs	\$ 2,015.35
12/12/2023	4528	CenturyLink - Regular Telephone	Telephone Service	\$ 422.38
12/12/2023	4529	City Of Holdrege	Dump Fee	\$ 27.42
12/12/2023	4530	City Of Minden	Utilities	\$ 19,157.05
12/12/2023	4531	Clearly Communications	Telephone Services	\$ 790.12
12/12/2023	4532	DAS State Accounting - Central Finance	Internet Service	\$ 267.63
12/12/2023	4533	Eakes Office Solutions	Custodial Supplies	\$ 2,516.24
12/12/2023	4533	Eakes Office Solutions	HS Office Supplies	\$ 195.98
12/12/2023	4534	Educational Service Unit #10	Power School Hosting Fees/Updates & Maintenance	\$ 192.50
12/12/2023	4535	Educational Service Unit #11	1st Qtr. In-Service	\$ 990.10
12/12/2023	4535	Educational Service Unit #11	1st Qtr. SPED Billing	\$ 5,430.29
12/12/2023	4535	Educational Service Unit #11	EAST Supplies	\$ 3.00
12/12/2023	4536	Elan Financial Services	Business Office Newspaper	\$ 21.99
12/12/2023	4536	Elan Financial Services	Business Office Supplies	\$ 251.48
12/12/2023	4536	Elan Financial Services	Fuel	\$ 489.90
12/12/2023	4536	Elan Financial Services	HS Counselor Supplies	\$ 35.99
12/12/2023	4536	Elan Financial Services	HS Spanish Class Software	\$ 59.88
12/12/2023	4536	Elan Financial Services	HS Web/Cloud Based Software	\$ 5.00
12/12/2023	4536	Elan Financial Services	Industrial Tech Machine Repair	\$ 200.98
12/12/2023	4536	Elan Financial Services	MS Media Magazines	\$ 56.97
12/12/2023	4536	Elan Financial Services	NMEA Conference	\$ 105.00
12/12/2023	4536	Elan Financial Services	State Ed Conference	\$ 2,826.69
12/12/2023	4536	Elan Financial Services	Tri State SPED Law Conference	\$ 460.00
12/12/2023	4537	Graduate Lincoln	NAfME Conference	\$ 278.00
12/12/2023	4538	Hometown Leasing	Copier & Printer Lease	\$ 3,900.00
12/12/2023	4539	Integrated Security Solutions	East Fire Alarm Monitoring	\$ 75.00
12/12/2023	4540	Jensen, Chelsey J	Tri State SPED Conference Meals	\$ 64.63
12/12/2023	4541	John Deere Financial	John Deere Mower Maintenance	\$ 135.94
12/12/2023	4541	John Deere Financial	Sprayer Repair	\$ 45.84
12/12/2023	4542	Justin Glanzer	State School Board Conference	\$ 248.90
12/12/2023	4543	Kearney County Treasurer	433 N. Park Ave Property Taxes	\$ 1,763.74
12/12/2023	4544	Landmark Implement Carquest	Bus 12G Repair	\$ 4.29
12/12/2023	4544	Landmark Implement Carquest	Bus Barn Supplies	\$ 78.52
12/12/2023	4544	Landmark Implement Carquest	Inv: 5947-338792	\$ 14.99
12/12/2023	4545	Mackin Book Company	HS Library Books	\$ 335.59
12/12/2023	4545	Mackin Book Company	MS Library Books	\$ 535.11
12/12/2023	4546	Mason's Market	East Life Skills Supplies	\$ 125.05
12/12/2023	4546	Mason's Market	HS Ag Class Supplies	\$ 55.69
12/12/2023	4546	Mason's Market	HS FCS Supplies	\$ 308.63
12/12/2023	4546	Mason's Market	HS Life Skills Supplies	\$ 86.43
12/12/2023	4546	Mason's Market	Preschool Supplies	\$ 35.70
12/12/2023	4546	Mason's Market	Water Softener Salt	\$ 510.37
12/12/2023	4547	Matheson Tri-Gas, Inc.	MS Metals Shop Supplies	\$ 76.68
12/12/2023	4548	Menards - Kearney	Washer & Dryer and Faucets	\$ 1,341.97
12/12/2023	4549	Mid-States Automation & Control, Inc.	East HVAC Repairs	\$ 715.00
12/12/2023	4549	Mid-States Automation & Control, Inc.	East Quarterly Service Contract	\$ 2,725.00
12/12/2023	4549	Mid-States Automation & Control, Inc.	HS HVAC Repairs	\$ 3,184.00
12/12/2023	4549	Mid-States Automation & Control, Inc.	HS Quarterly Service Contract	\$ 3,500.00
12/12/2023	4549	Mid-States Automation & Control, Inc.	MS HVAC Repair	\$ 13,511.00
12/12/2023	4549	Mid-States Automation & Control, Inc.	MS HVAC Repairs	\$ 1,527.50
12/12/2023	4549	Mid-States Automation & Control, Inc.	MS Quarterly Service Contract	\$ 4,075.00
12/12/2023	4550	Minden Hardware	Repairs & Supplies	\$ 35.67
12/12/2023	4551	Minden Lumber & Concrete	East Repairs	\$ 85.73
12/12/2023	4552	Mission Plumbing, LLC	MS Plumbing Repairs	\$ 588.24
12/12/2023	4553	Napa Auto Parts	Grounds Supplies	\$ 14.18
12/12/2023	4553	Napa Auto Parts	Shop Supplies	\$ 21.27

Checks For Payment Listing

Date	Check Number	Payee	Reason	Amount
12/12/2023	4554	NCS Pearson	School Psych Testing	\$ 285.00
12/12/2023	4555	NCSA	Legislative Preview Conference	\$ 120.00
12/12/2023	4556	One Source	Background Checks	\$ 22.00
12/12/2023	4557	Pony Express Ford	2005 Dodge Pickup Service & Repair	\$ 838.55
12/12/2023	4557	Pony Express Ford	2018 Silver Edge Service	\$ 82.95
12/12/2023	4557	Pony Express Ford	Bus 20C Service	\$ 294.69
12/12/2023	4557	Pony Express Ford	Van 18V1 Service	\$ 82.95
12/12/2023	4558	Presto-X Company	East Pest Control Services	\$ 56.14
12/12/2023	4558	Presto-X Company	HS Pest Control Services	\$ 52.48
12/12/2023	4558	Presto-X Company	MS Pest Control Services	\$ 61.02
12/12/2023	4559	REK Enterprises,	Rental - East Woodchips	\$ 220.00
12/12/2023	4560	Richard Widdifield	Bus 00A Repair	\$ 1,216.11
12/12/2023	4560	Richard Widdifield	Transit Bus Repair	\$ 539.90
12/12/2023	4561	Space, Karen M	Tri-State SPED Law Conference Meals	\$ 72.88
12/12/2023	4562	Stott, Anne Marie C	Tri-State SPED Law Conference Meals & Parking	\$ 88.52
12/12/2023	4563	Syndicate Publishing, LLC	Board Advertising Costs	\$ 496.03
12/12/2023	4563	Syndicate Publishing, LLC	Board Meeting Minutes	\$ 64.71
12/12/2023	4563	Syndicate Publishing, LLC	Board Meeting Notice	\$ 5.56
12/12/2023	4564	Trade Well Pallet, Inc.	East Wood Chips	\$ 2,090.00
12/12/2023	4565	USI, Inc.	Laminator Film	\$ 255.60
12/12/2023	4566	Verizon Wireless	Wireless Hot Spot Data Plan	\$ 160.04
12/12/2023	4567	Village Uniform	East Mop & Mat Service	\$ 139.15
12/12/2023	4567	Village Uniform	HS Mop Credit	\$ (34.85)
12/12/2023	4567	Village Uniform	MS Mop & Mat Service	\$ 332.11
12/12/2023	4568	Widdifield, James T	November Reimbursement	\$ 702.50
12/12/2023	4569	Woodward's Disposal Service, Inc.	Shredding Service	\$ 60.00
12/12/2023	4570	Wright Express Fleet Services	Fuel	\$ 1,115.72
12/12/2023	4571	Ziemba Roofing Company	MS Roofing Repair	\$ 218.00
12/12/2023	EFT	Minden Exchange Bank - EFT	Direct Deposit Fees	\$ 34.90
Subtotal				\$ 570,154.44
Net Payroll - December 2023				\$ 405,796.45
Total General Fund Disbursements - December 2023				\$ 975,950.89

Secretary Kevin Raun

Lunch Fund Checks and Liabilities

Check Number	Date	Payee	Reason	Amount
EFT	11/9/2023	Sysco	Commodities	\$ 584.90
EFT	11/9/2023	US Foods	Commodities	\$ 5,945.16
5919	11/9/2023	Apple Acres Orchard	Apples	\$ 1,200.00
5920	11/9/2023	Tech Masters, Inc.	HS Freezer Repair	\$ 950.76
5921	11/9/2023	Village Uniform	Kitchen Apron & Rag Service	\$ 298.50
5922	11/9/2023	Mason's Market	Commodities	\$ 34.85
5923	11/9/2023	Cash-wa Distributing Co.	Commodities	\$ 22,672.38
5924	11/9/2023	Hiland Dairy	Milk Products	\$ 4,717.51
5925	11/9/2023	LinPepCo Partnership	Beverages	\$ 740.90
445	12/12/2023	Ameritas Life Insurance Corp..	EE Vision Insurance Premiums	\$ 39.28
446	12/12/2023	Blue Cross Blue Shield	Health & Dental Insurance Premiums	\$ 5,777.64
447	12/12/2023	Madison National Life Insurance Co., Inc.	EE FEBA Life Insurance Premiums	\$ 7.61
447	12/12/2023	Madison National Life Insurance Co., Inc.	EE Life Insurance Premiums	\$ 8.56
447	12/12/2023	Madison National Life Insurance Co., Inc.	Long Term Disability	\$ 20.30
448	12/12/2023	Minden Public Schools	EE & ER Retirement Contributions	\$ 2,376.17
448	12/12/2023	Minden Public Schools	Employee FEBA - Medical/Dental	\$ 208.34
449	12/12/2023	Mps Payroll	EE & ER FICA, Medicare, & Federal Income Tax	\$ 2,518.68
450	12/12/2023	Mps Payroll NE Income Tax	EE Nebraska Income Tax Withholding	\$ 305.01
Subtotal				\$ 48,406.55
Net Payroll - December 2023				\$ 10,021.21
Total Lunch Fund Disbursements				\$ 58,427.76

Bond Fund Liabilities

Check Number	Date	Payee	Reason	Amount
EFT	12/12/2023	BOK Financial Corporation	2020 Series Bond Interest Payment	\$ 136,950.00
EFT	12/12/2023	BOK Financial Corporation	2020 Series Bond Principal Payment	\$ 120,000.00
EFT	12/12/2023	BOK Financial Corporation	2020 Series Semi Annual Bond Paying Agent Fee	\$ 200.00
EFT	12/12/2023	BOK Financial Corporation	2021 Series Bond Principal Payment	\$ 890,000.00
EFT	12/12/2023	BOK Financial Corporation	2021 Series Bond Interest Payment	\$ 16,471.25
EFT	12/12/2023	BOK Financial Corporation	2021 Series Semi Annual Bond Paying Agent Fee	\$ 200.00
EFT	12/12/2023	BOK Financial Corporation	2022 Series Bond Principal Payment	\$ 355,000.00
EFT	12/12/2023	BOK Financial Corporation	2022 Series Bond Interest Payment	\$ 17,372.50
EFT	12/12/2023	BOK Financial Corporation	2022 Series Semi Annual Bond Paying Agent Fee	\$ 200.00
Total Bond Fund Disbursements - December 2023				\$ 1,536,393.75

Building Fund Liabilities

Check Number	Date	Payee	Reason	Amount
609	12/12/2023	Benesch	Topographic Survey & Traffic Study - 44.5% Complete	\$ 4,317.50
609	12/12/2023	Benesch	Topographic Survey & Traffic Study - 44.5% Complete	\$ 4,317.50
Total Building Fund Disbursements - December 2023				\$ 8,635.00

Minden Public Schools
C.L. Jones Middle School
December 2023
Report to the Board of Education
Mrs. Chelsey Jensen, Administrator

The following information is a list of highlights at C.L. Jones Middle School:

Whippet of the Month Awards-

Congratulations to our November 2023 Whippets of the Month:

Tyler Gannon, Darby Griffiths, Drew Craig, Dallas Jorgensen, Travler Pearson, Camila Chavez Gonzalez, Jocelin Iniguez Jauregui, Brielle Boudreau, Griffiths McCroden, Charlize Eden, Clarissa Ramos, Stella Birkestrand, Macy Jorgensen!



mClass Amplify Reading Intervention Information-

Connected to our core reading at each grade level for 4th-6th grade, this program has embedded universal screeners built on the foundation of the Science of Reading research. The data from the screeners allow us to design and implement small group reading interventions. To accurately develop intervention groups, we are using the STAR reading program percentile rankings, DIBELS one-minute oral reading fluency tests, MAZE tests, NWEA, and classroom formative assessments, focusing on reading fluency, comprehension, and decoding/phonological skills. Some highlights of the mClass intervention include-

- Includes efficient DIBELS 8th Edition's one-minute measures, a built-in dyslexia screener, intervention, and robust reports for teachers and administrators.
- mCLASS lets you know exactly which aspect of a skill a student is struggling with, and then gives you effective lesson plans for each student powered by reliable universal screening based on one-minute measures in phonemic awareness, phonics, fluency, vocabulary, and reading comprehension.

We are pleased with the individual student growth we are seeing in reading! Our students will complete their Middle of the Year Benchmark DIBELS assessments on December 14-20th. After the Middle of the Year Benchmark assessments are done, we will compare and summarize student progress.

Winter Music Program-

The students have been working hard to prepare for this event. We can't wait to showcase our students' musical talents!

Minden Whippet Band & Choir
Matthew Stubbs, Instrumental Music Teacher
matthew.stubbs@mindenwhippets.org
Ivey Zimmerman, Vocal Music Teacher
ivey.zimmerman@mindenwhippets.org



CLJMS Parents and Students,

The end of the semester is quickly approaching! All of our students have been working hard to improve their musical knowledge and overall musicianship, and we simply could not be more proud of them.

The Winter Music Program is scheduled for **Tuesday, December 19th** starting at 6:00 pm in the MHS auditorium and, similar to previous years, each individual grade will have an assigned performance time in order to accommodate a large number of audience members. Once the students perform, a parent or guardian will be able to pick them up at the MHS gym.

6:00 PM 4th Grade Choir

6:30 PM 5th Grade Choir followed by Band

7:00 PM 6th Grade Band followed by Choir

7:30 PM 7th and 8th Grade Choir

8:00 PM 7th and 8th Grade Band

** Please meet in the choir room or band room 30 minutes before your call time.*

** Band members should take their instrument to the band room to drop them off*

Performances are a special occasion and your attire for the concert should reflect that. Dress clothes should be worn for this performance. Do not wear athletic clothing, sweatpants, ripped up jeans, pajama pants, crocs, slippers or flip flops.

Please do not hesitate to reach out to Mr. Stubbs (matthew.stubbs@mindenwhippets.org) or Ms. Zimmerman (ivey.zimmerman@mindenwhippets.org) if there are any questions or concerns. We look forward to seeing you!

Spreading Holiday Cheer-

C.L. Jones Middle School students will be creating holiday cards to share with the residents at Bethany Home. All students, grades 4-8, will create festive holiday art to share with others. We are excited about this opportunity to make others smile this holiday season!

Holiday Dress-up Days for Students-



Where is Elf Jensen and Elf Rowse?

Starting Monday, December 11th the students will have the opportunity to participate in a holiday challenge to find Elf Jensen and Elf Rowse.

These mysterious elves are making their appearance at CLJMS.

See if you can find them! Where are they hiding?

They could be hiding in the gym, hanging around in the cafeteria, or playing gaga ball at recess.

If you find the elves, record the location on your Elf Tracking Chart.

On Friday, December 15th if your chart is complete you may turn it in to Ann for a special prize.

Good luck on your journey to find the elves!



Farmacy Seed and Chemical Artwork-

Farmacy Seed and Chemical from Gothenburg, Nebraska worked with our fourth-grade students on an art project, emphasizing the importance of agriculture in Nebraska. You can look for these art pieces from MPS fourth-grade students weekly in the Minden Courier!

Winter Measures of Academic Progress (MAP)-

Grades 4-8 are participating in the winter Measures of Academic Progress (MAP) testing in math, reading, language usage, and science. We began MAP testing on December 4, 2023. The data from these MAP assessments will help us plan differentiated instruction and interventions for students. We will analyze the MAP data for each subject to interpret each student's academic progress from each assessment period (fall, winter, and spring testing).

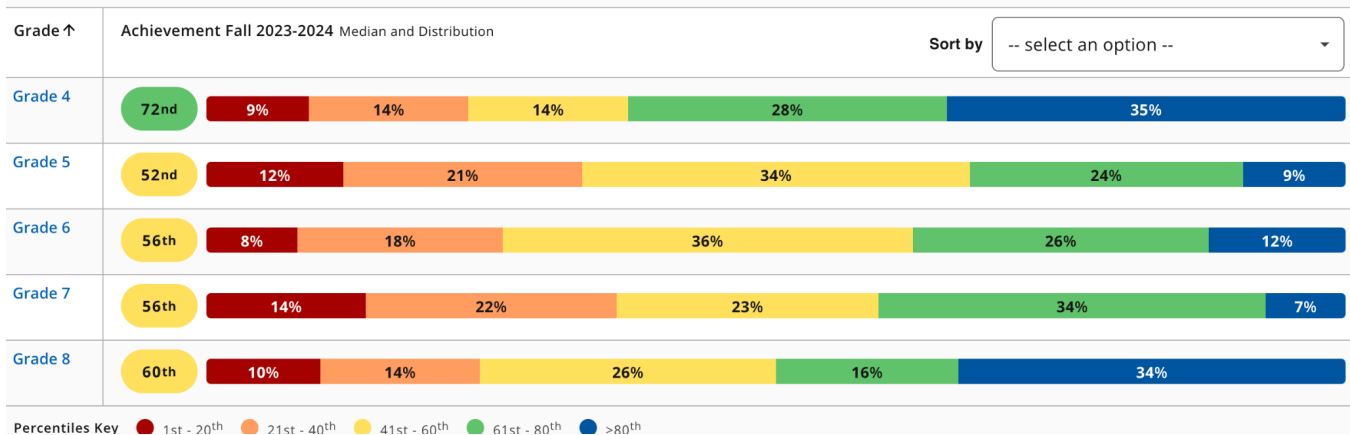
MAP Fall Assessment Results for CLJMS-

As you see below, our CLJMS students did an outstanding job with your fall MAP testing (math, language arts, science, reading). We are excited to complete our winter MAP testing so we can compare student progress/growth from the fall assessment cycle. It is wonderful that all grade level average scores fell in the 52nd percentile and higher, in all tested subject areas. This is reassuring that our new curricula, intervention programs, and individualized student programs are effective and leading to student growth.

Math-

Achievement by Grade

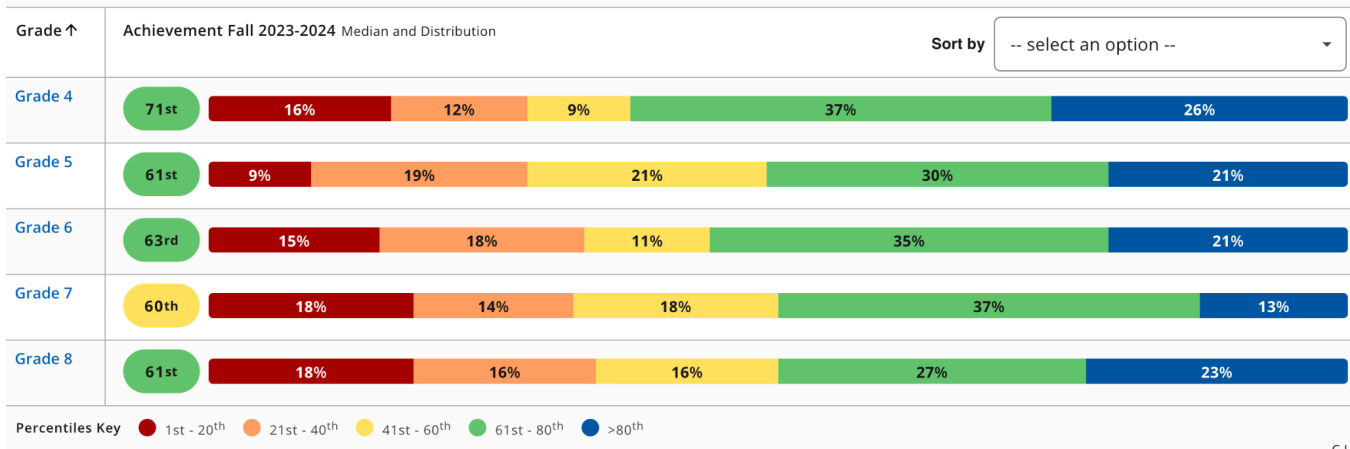
C L Jones Middle School | Math K-12



Reading-

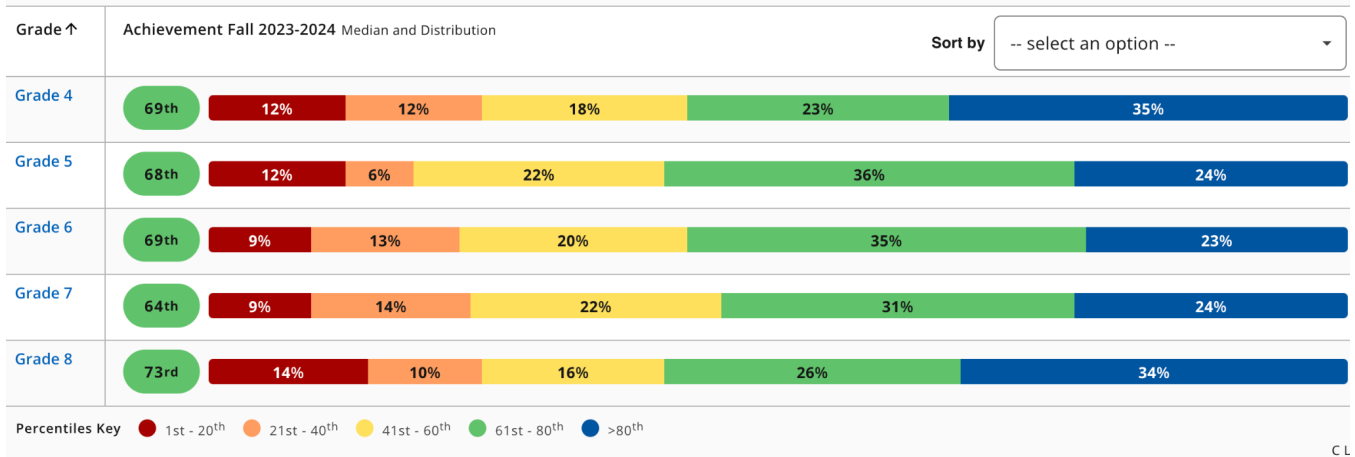
Achievement by Grade

C L Jones Middle School | Reading



Language Arts-

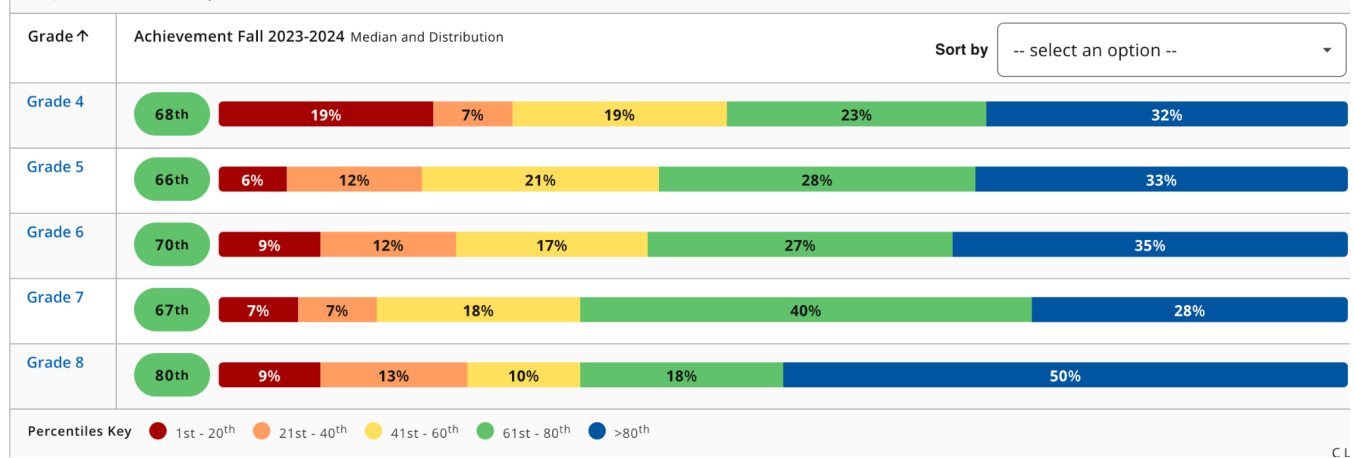
C L Jones Middle School | Language Arts



Science-

Achievement by Grade

C L Jones Middle School | Science K-12



Minden High School

December 2023

Board of Education Report



Hope this message finds you all in high spirits as we gear move closer to the end of our first semester.. I'm excited to share some great news and highlights from the high school. These past few months have been a rollercoaster of achievements, spirit, and a whole lot of positive vibes.

Academics:

Our students have been working hard in the academic department! We are still seeing low numbers in our Noon Study Hall and also our Academic Intervention numbers. Kudos to our teachers for strengthening their daily lessons and making sure everyone is getting the support they need.

Extracurricular Excitement:

Beyond the classroom, our students in our Fine Arts Department are keeping the energy high with tons of cool projects, these kids are showing their skills and passion. The students in our textile classes are making some beautiful quilts, the Art classes are turning out some amazing artwork and our shop classes have some beautiful wood and metals projects, including some restoration work on a 1967 Camaro. Ms. Zimmerman and Mr. Stubbs have been hosting early morning practices with our Select Choir and our Jazz Band in preparation for a few upcoming performances.

What's Coming Up:

Before we wrap up the first semester, there's some cool stuff happening. Our Winter Choir/Band Concert and Soup Supper will be held on December 15th. The soup supper starts at 5 p.m and the concert will follow at 7 p.m., we would love to see everyone for an evening of good food and great music. I would also like to mention that several of our organizations are hosting special community service projects centered around helping local families during the holidays.

Big Thanks and Reflecting:

It has been a wonderful first semester. I want to give a big shoutout to our teachers, staff, parents, and the School Board. Your support has been vital to our success

Thank you for your continued support, and I'm pumped about all the good things the new year will bring to our school.

Play Production Board Report by Mr. Horner:

Play production has had a great season which will culminate in a trip to the state tournament on Friday, December 8. The name of the play is Into the Crimson Shallows. It is an adaptation of the Treasure Island story. We have 90 students involved in play production - 64 of them are stage actors, and 26 of them work on the crew. It takes a large crew to make things work for such a large cast. We earned a runner-up finish at the Minden Play Festival. We earned 3rd place at the conference meet, and we were crowned B5 District Champs when we hosted the district here in Minden on November 29. It is exciting to see the program qualify for the state tournament two years in a row, and we look forward to the experience the state meet offers our students.

Industrial Technology by Mr. Chramosta:

Woods

Approximately sixty students are utilizing the wood shop during this time of the year. The advanced classes have been in the lab for a good portion of the year. Beginning students have been working in the lab for the past few weeks. Many large projects are being built again this year. We have everything from large kitchen storage centers, outdoor furniture, nightstands, and many others being built. All the students are doing a great job again this year.

We are in our third year hosting 8th graders in the shop areas. Phone display holders are being built and the students enjoy being in the shops and working with our great tool setup.

Computer-Aided Drafting (CAD)

Students are developing a set of house plans again this year. For the first six weeks or so students studied different types of homes and other attributes of designing a residential house. Since then students have developed a floor plan, foundation plan, and door window schedules and now they are working on the elevation plans. Each student will develop a full set of plans for a house of their choice.

I welcome any board member or patron to stop into the wood shop or drafting area and see what the students are creating and building. It's always good to see new faces in my area.

Industrial Technology-Mr. Carlson:

The year so far is going well. My beginning metals classes have almost finished our classroom work and will be in the lab within the week. The kids are excited to start the lab work, and so am I. They will do work in gas welding, MIG welding, machine lathe, sheet metal, and foundry. After completing these five areas, they have the option of three personal projects: a creeper, a mechanics stool, or a toolbox.

The advanced metals students are working on projects of their choice. I always feel like we are a little behind, but that seems to be pretty normal. We have a variety of projects, including three trailers. Our robotics students have completed the manual control section of the curriculum, and have started the programming section. Several labs and in-class competitions have been completed, with more to come.

My power mechanics students have one unit left before the final assembly of the engines. Then the fun begins! After disassembly and reassembly, starting the engines can be a little exciting for the kids. We will complete the small engine portion of the class, and begin the electrical wiring portion after the first of the year.

Auto mechanics classes have several units left before entering the lab. After completing those units, the students will work on vehicles in groups of two or three. I know the lab will be full for the second semester!

The Tech Club enjoyed the annual trip, this year to the Black Thunder coal mine in Wright, Wyoming. The tour is always spectacular: the size of the equipment is stunning. The mine people always set up a wonderful tour, and the kids get the chance to see equipment and procedures an average person never experiences. It was a long trip, but worth every minute and dollar spent.

Minden Agriculture Program and FFA Chapter-Ms. Wippel:

Ag Classes:

- **Introduction to Agriculture:** This year we have 29 students in the two sections of Introduction to Ag course. Throughout the first semester, the students have learned about the history of agriculture, biotechnology, history and basics of FFA, Land Judging, and Agribusiness. A highlight of this semester was being able to take the students to Anson Nielsen's field for a field trip to learn more about land judging and run through a mock contest.
- **Animal Science:** There are 9 students in Animal Science this semester and this course will change to Vet Science next semester. The students have learned about anatomy, terminology, breeds, genetics, breeding, and nutrition.
- **Plant Science:** This is the largest class of the semester with 17 students. These students have learned about land judging, plant identification, anatomy, cells, tissues, and physiology. Next semester this class will switch to plant production where they will learn about propagation, agronomy, landscape, and floriculture.
- **Agribusiness:** As a class of three students we can get through a lot of material in this class. So far this semester we have learned about the importance of agribusiness, types of businesses, recordkeeping, financing, and commodity markets. Next, we will learn about economics. Next semester this class will learn about entrepreneurship and sales. A highlight was being able to go to First Bank of Minden and learn about ag banking.
- **Natural Resources:** Natural Resources has learned about multiple different areas within the natural resource industry. We started the semester with Land Judging by learning about soil health and land use. They also attended the field trip to Anson Nielsen's field. We will round out the semester with a unit on sustainability. Next semester this class will turn into Wildlife Management where we will learn to do taxidermy and build fishing rods.
- **8th Grade Agriculture:** This course is designed to introduce students to different areas of agriculture and FFA contests. Each quarter I get a new group of students and they learn about what agriculture is, myths and facts about agriculture, livestock judging, food science, dairy production, crop by-products, and soils.

FFA Chapter:

High school- 63 members

8th grade- 33 members

- The Minden FFA Chapter has had an amazing year so far! Our membership has increased and the student leadership has been outstanding. We have held several events that have allowed our members to get involved in the community:
 - Tree Planting at White Hill Cemetery
 - Highway Cleanup
 - Canned Good Trick or Treat

Each month we host a social event that allows our members to interact with each other and build relationships. These events include Thanksgiving Dinner, National Convention party, Cookie Decorating and Christmas movie, and game night.

Within the contests that FFA offers, we have had very good recent success where we had three teams qualify for the state FFA convention in April. The Floriculture team of Isabelle Martin, Olivia, and Cassie Arnold, and Mia Malcom placed first in the district and placed 1st, 2nd, 3rd individually. The Junior Livestock Judging team of Evan Lutkemeier, Caleb Schwenka, Mason Johnson, and Emory Porter placed third out of 19 teams. The Senior Livestock Judging team of Sam Cederburg, Hannah Donley, Marah Dornhoff, and Emma Grube placed second out of 16 teams. These students come to school at 7:00 am twice a week to practice for contests. Our next round of contests will be the Leadership Development Events on January 17 in Aurora.



MINDEN PUBLIC SCHOOLS
ACTIVITIES/ATHLETIC DEPARTMENT
Jason Strong, Asst. Prin./Act. Dir.

622 W. 3rd Street
Minden, NE 68959-1598
308-832-2254 School
308-832-1892 Fax

DECEMBER 2023 BOARD MEETING
ACTIVITY DIRECTOR REPORT

WINTER ACTIVITY UPDATE:

Play Production: Minden hosted the District Play Production competition on Wednesday November 29th. It was a really great event and a fantastic opportunity for our kids to perform at home again. Mr. Horner and his assistant coaches did a great job organizing the event and ensuring it ran smoothly. Our play team came away as the District Champion and qualified for the State Play Championships in Norfolk on Friday December 8th. Our kids will perform at 3:00 pm on December 8th!

Girls Basketball: The high school girls basketball team has 16 players on the roster for this season. They opened up the season on November 30th at home vs. Southern Valley. The game versus Southern Valley was a battle of top 10 ranked teams and the girls came up just short falling in the opener. However, the girls then followed that up with a convincing win over Ogallala on Saturday December 2nd at Ogallala. The girls team is off to a great start and has some high hopes for this season. Coaches this year are Taylor Maulsby, Aaron Martin, and Lisa Wagner.

Boys Basketball: The high school boys team has 19 players on the team this season. The coaches for this season are Carson Blum, Tyler Eggenberger, and Simon McKenzie. The team opened the season with a convincing win over Southern Valley on November 30th and then lost a hard fought game against conference rival and top 5 state ranked Ogallala on Saturday December 2nd. The coaches are excited about the potential this season holds for the boys high school team.

Boys Wrestling: The high school boys wrestling roster currently sits at 24 participants on the squad. Coaches for this season include Keaton Gracey and Austin Olson. The boys are off to a great start to the season and came away with 2 dual wins when we hosted Mitchell and St Paul on Friday December 1st! The team also traveled to York for the opening invitational of the season on Saturday December 2nd and had a really great day on the mat. The York Invite is one of the most difficult meets throughout the state and offers primarily Class B and A competition. Our boys finished 5th as a team which is a very solid finish at a meet of this caliber! The coaches and wrestlers are excited for the possibilities this season will bring!

Girls Wrestling: The high school girls wrestling team has kicked off their season as it is the third season of competition for our girls wrestlers. This season our girls have 17 participants and the coaches include Jhett Ostrom and Macie Wippel. The girls opened the season on November 30th with a dual at Grand Island Senior High. Our girls competed very hard and lost a tough dual to GISH. Our girls next traveled to Southwest High School for an invite on Friday December 1st and next to Kearney High School for an invite on Saturday December 2nd! For a school of our size, we have one of the larger girls wrestling rosters! Our girls wrestling coaches are doing a fantastic job of making our girls wrestling program a success!

FALL RECOGNITION/AWARDS:

CROSS COUNTRY:

*** All SWC ***
Alexa Warner - 9th
Lindsey Rehtus - 15th

*** All District ***
Alexa Warner - 3rd - State Meet Individual Qualifier
*** All SWC ***
Sam Cederburg - 3rd
Caden Jameson - 14th
*** All District ***
Sam Cederburg - 3rd - State Meet Individual Qualifier
Caden Jameson - 11th - State Meet Individual Qualifier
Gage Thull - 14th - State Meet Individual Qualifier
Girls Team - SWC - 4th
Girls Team - District - 4th
Boys Team - SWC - 3rd
Boys Team - District - 3rd
Girls - Most Improved Runner - Ayleigh Porter
Boys - Most Improved Runner - Sam Cederburg
Girls - Rookie of the Year - Luz Lopez
Boys - Rookie of the Year - Gage Thull
Girls - Runner of the Year - Alexa Warner
Boys - Runner of the Year - Sam Cederburg
Girls - Whippet Pride - Lindsey Rehtus
Boys - Whippet Pride - Caden Jameson

FOOTBALL:

Kade Dorszinski 2nd Team Offense
Daniel Eagle Elk 2nd Team Offense
Brett Eckhardt 2nd Team Defense
Bronson Glanzer 2nd Team Defense
Braxton Hatch 1st Team Offense
Koltdyn Heath 2nd Team Defense
Braxton Janda 1st Team Defense, Kearney Hub Area Team DL
Orrin Kuehn 1st Team Offense, Kearney Hub Area Team RB
Austin Lutkemeier 1st Team Offense
Evan Lutkemeier 2nd Team Offense
Jake Ryan 1st Team Offense
Brycen Schwenka 1st Team Offense, Kearney Hub Area Team OL

GIRLS GOLF:

All Southwest Conference Honors
1st Team
KayLynn Jorgensen
2nd Team
Kara Suchsland
Callie Whitten
3rd Team
Brynn Smith
2023 State Tournament
Team Runner-Up
KayLynn - 2023 Girls Golf Super-State Team
Kara - 2023 Girls Golf All-State Team

VOLLEYBALL:

No list submitted

SOFTBALL:

In previous report

Jason Strong

Minden Public School Board of Education Report

December 2023



Sandy Pohl, East Elementary and Minden Public Preschool Principal

Our second and third graders, led by Mrs. Rowley, presented the musical The Reindeer Games. Two performances were held in the Performing Arts Center. Students have started collecting non-perishable food to be donated to our local Goodfellows organization.

During the week of December 4th through the 10th, Mrs. Widdifield led students through technology projects in recognition of computer science education week.

Our recycling trailer provided by the Sorensens is back across the street from East Elementary. We welcome aluminum cans to be dropped by.

Our school will be celebrating Mr. McCarthy's dedication to continuing his education and receiving his Master's Degree from UNK.

Members of our Community For Kids group met in November to discuss follow-up solutions to provide our current local daycare providers. Non-provider attendees who deserve recognition for their dedication to this group include Gavin Blum, Luke Poore, MaryJo Froid, Dena Beck, Mayor Larry Evans, and Lindsey Buechler. Alyssa Schneider, Jim Widdifield, and Sara Anderson are committed C4K members representing the school district. Our next meeting will take place at Kearney County Health Services on January 3rd which will have a focus on childcare capacity.

Each year the Nebraska Department of Education releases an AQuESTT (accountability for a quality education for students today and tomorrow) report. Every school in our state receives a classification along with an overall district classification. I am so proud to share with you that East Elementary as well as the Minden Public School district received a "great" classification for the 2022-2023 school year. The classification is determined by multiple tenants including our state test scores and attendance rates. As can be seen on our school snapshot which follows, an important highlight is that East Elementary had a Language Arts proficiency rate that is 16 points higher than the state's and 19 points higher than our comparable peers. In the area of math, East Elementary had a proficiency rate 13 points higher than the state's and 18 points higher than our comparable peers. To learn more or to compare our information with similar peer schools, I encourage you to go to the following website <https://nep.education.ne.gov/>.

Minden East Elementary School

School District
Minden Public Schools
State Board District 5
Educational Service Unit 11
Legislative District 37

Demographics



Student Membership
232

Peers 242
District 820
State 328,722

Program Participation



English Learners
★

Peers 17%
District 2%
State 8%



Free/Reduced Lunch
34%

Peers 48%
District 35%
State 50%



Gifted
6%

Peers 8%
District 21%
State 13%

Performance



NSCAS English Language Arts
74%

Peers 55%
District 61%
State 58%



NSCAS Mathematics
74%

Peers 56%
District 63%
State 61%



NSCAS Science
★

Peers 70%
District 81%
State 70%

Multicultural summary information provided by teachers from across grade levels preschool through third grade:

Special Education: Mrs. Rhynalds and Mrs. Sis use holiday time as a time to incorporate traditions from around the world. They incorporate writing, creativity, conversation, and cooking into their traditions lessons.

Preschool: Ms. Sara and Ms. Alyssa integrate multicultural education into the preschool through books which may depict characters of diverse cultures and ethnicities. Preschool students also have puzzles available to play with which display many languages in writing.

Kindergarten: Mrs. Miller, Mrs. Boudreau, and Mrs. Woltdt make trade books available to students which exhibit characters from other cultures and ethnicities. Teachers read fables and folktales to students that are based in other countries.

First grade: Mrs. Maulsby, Mrs. Schmidt, and Mrs. Olson teach a reading unit called “Different Lands, Similar Stories”. This unit contains folktales and fairy tales from many countries and cultures. Students use maps to find where the story is based and compare the stories to stories they are familiar with. At Thanksgiving time, the teachers read “The Pilgrims First Thanksgiving” and work with beads and symbols. In the winter, students create a “Christmas Around the World” book which highlights traditions in France, Germany, Holland, Italy, and the United States.

Second grade: Mrs. Jameson, Mrs. Muller, and Mrs. Harsin highlight Black History Month in February by watching My Friend Martin and reading “I Have a Dream”. Students also read with their teachers “George Washington Carver: the Plant Doctor” and a biography of Carl B. Stokes. Through reading units, second graders read about the western expansion and early Asian civilizations.

Third Grade: Mrs. Jorgensen, Mrs. steen, and Mrs. Strong guide students through a study of early Native Americans, then and now, focusing on the tribes of the Plains and East Coast. Students also learn about the Chinese New Year traditions and holiday traditions in Mexico and Sweden including the making of Dala horses as ornaments.

Music: Mrs. Rowley incorporates Native American songs (Chippewa Lullaby, Sunset, Wichita Hand Game Song, etc.) that feature pan flute and drum and a traditional Native American children’s stick game that go with them. Another song is a beautiful song from China called “Silver Moon Boat” that features traditional Chinese instruments and students are given the opportunity to improvise their own accompaniment on the xylophones using a pentatonic scale. Mrs. Rowley teaches students songs in Spanish such as: Uno-Dos-Tres, Hola, Adios Amigos, Los Dias de la Semana, and Feliz Navidad. Also in music, students sing, listen to, play instruments with, dance to, and play games with a variety of Irish songs.

Physical Education: The curriculum in P.E. is focused on many different sports and activities that are prevalent in all regions of the world. With each sport, Mr. McCarthy and students talk about where it was invented and what cultures were responsible. For example, the students learn how it’s not the most popular sport in America but is around the world. The classes discuss the different countries and talk about how it’s called futbol in most places. With Mr. McCarthy, students take a deep dive into the Olympics during our Track and Field unit and discuss the different athletes who represent their countries.



MINDEN PUBLIC SCHOOLS

C.L. Jones Middle School

Ed Rowse, MS Asst. Prin./Act. Dir.

520 W. 3rd Street

Minden, NE 68959-1598

308-832-2338 School

308-832-3236 Fax

**DECEMBER 2023 BOARD MEETING
MIDDLE SCHOOL ASSISTANT PRINCIPAL/ATHLETIC DIRECTOR REPORT**

November was a great month for the middle school students and staff! I finished observing teachers for the first semester and saw some terrific lessons from the teachers I observed. The organizational skills and ability to teach students at the level they are presently at was impressive. It makes me feel good to see teachers walk around the room and work with students one on one. Our teachers really invest in their students and care about them as students and people!

Last week our girls basketball players and boys wrestling team took a survey on their coaches. This is the second round of administering the Ecsell survey of our student athletes to see how their experience is going so far this season. The survey is taken anonymously and the results are sent to me. I study them and pass them on to the surveyed coach to do the same. At the end of the season I meet with the coach and discuss the results. I ask each coach to select two areas they can focus on in preparation for next season. So far our results have been almost unbelievable. The most powerful part of the survey is the comments students make, both positive comments and areas they feel the coach can improve.

Our first winter sports teams are almost finished with their seasons. We host a boys wrestling quad Monday, December 11th at 4:30 in the middle school gym and that will be their last competition. Our girls basketball teams compete at Hastings St. Cecilia Thursday, December 14th and that will be their last competition. I have enjoyed watching our teams compete and seen growth in skills and teamwork over the past 6 weeks. I try to visit practice at least once a week for our sport teams. Our coaches are very invested in coaching and helping our students grow on and off the court.

Mrs. Chelsey Jensen was nominated for “LifeChanger of the Year” through National Life Group, a financial service organization that serves educators nationwide. Below is the reason for this award:

LifeChanger of the Year is an annual program recognizing K-12 educators and school employees across the country. Our program celebrates those who are making a significant difference in the lives of students by exemplifying excellence, positive influence and leadership. Since 2011, we’ve been able to recognize more than 7,300 school employees from more than 2,000 school districts and have awarded more than \$720,000 to schools and school employees.

Sometime after the first of the year they will pick the top 17 LifeChangers who will win some really awesome prizes! Mrs. Jensen is already our Top Choice!

The link to Mrs. Jensen’s profile is below, check it out and leave a comment if you wish! We are so lucky to have her leading our middle school!

https://app.lifechangeroftheyear.com/nomination_detail.cfm?NominationID=21326&NominationYear=2023

Merry Christmas to each of our school board members, I really appreciate your time and dedication to making our school district great!

Superintendent Report

Meeting: December Board Meeting

Date: 12/11/23

Mr. Widdifield

=====

Topics:

AQUESTT article: I sent an article for our AQUESTT scores and test testing. We have performed very well on our state test in all areas and with all groups of students. This information is based on the 22-23 school year. The staff and admin do a tremendous job on everything we do, including our state test, attendance, and graduation.

Late Starts/No School: We work very hard to get the weather right and predict what is coming to our area. We take data and information from the weather service, other schools in our area, and weather apps. There are several factors that I take into consideration. One is the timing of the call, what information we have, networking with other superintendents, the impact on families, the age of our student drivers, and the difference in weather across our district. When we call for a late start, it is to allow our custodians and maintenance workers to clear snow or remove ice. We have encouraged parents outside of town to make the best decisions for their families and notify the school if their children are late or unable to attend because of the weather.

Thank You: Thank you to the board and board committees over the last few weeks and this week. I appreciate the help with facilities, Americanism, and negotiations.

State of the Schools Report 2022-2023



NDE Report on Minden Public Schools

State of the Schools Report-Minden Public Schools

- Annual report the Nebraska Department of Education (NDE) releases
- Contains data that NDE gathers from 2022-2023 school year
- Contents -
 - District Enrollment
 - Free/Reduced
 - Special Education
 - Attendance
 - Finance
 - NSCAS
 - ACT Scores
 - Classification
- This report can be found at:
 - <https://www.mindenwhippets.org/page/superintendent>

District Profile-Enrollment



Student Membership

How many students were enrolled at the beginning of the school year?



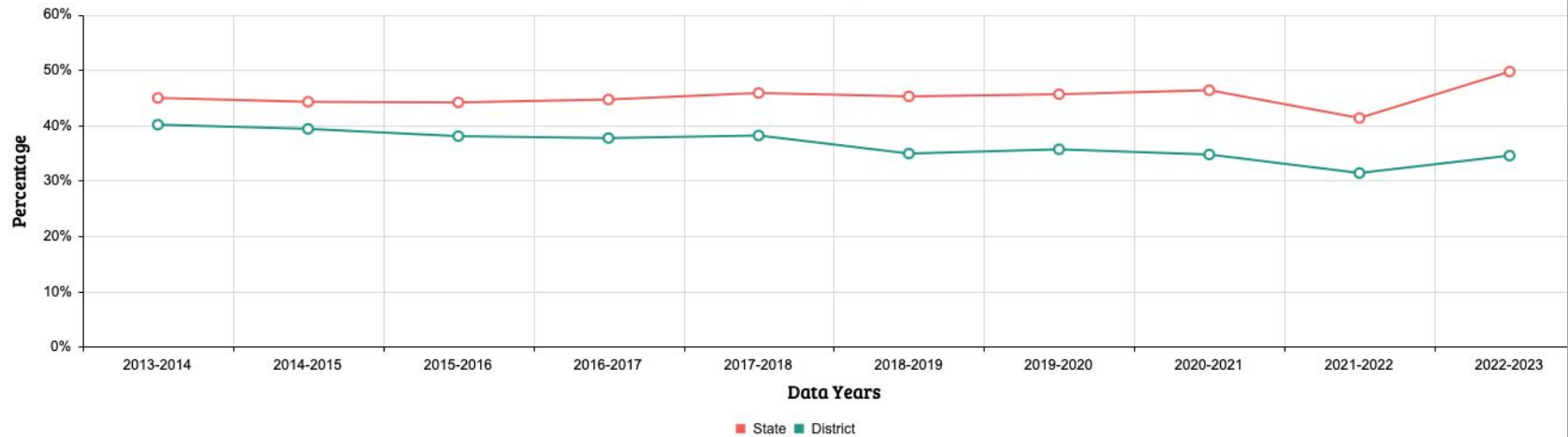
Data Years	PK	KG	1st	2nd	3rd	4th	5th	6th	7th	8th	9th	10th	11th	12th	Total
2022-2023	37	49	50	55	41	68	66	59	68	63	60	73	61	70	820
2021-2022	38	54	56	41	68	66	56	74	63	58	76	62	67	69	848
2020-2021	28	58	43	67	62	54	70	59	57	79	61	67	69	47	821
2019-2020	35	44	66	60	53	72	61	58	82	56	66	76	44	46	819
2018-2019	31	65	60	58	67	56	53	79	57	66	79	52	50	61	834
2017-2018	33	61	56	70	58	55	77	55	70	77	51	51	58	51	823
2016-2017	29	54	68	59	54	71	52	69	81	54	52	60	50	59	812
2015-2016	25	68	57	57	72	53	70	78	51	51	53	50	54	63	802
2014-2015	33	52	58	66	58	66	71	55	53	54	53	54	62	53	788
2013-2014	29	61	70	56	68	64	52	56	49	48	48	63	51	63	778
2012-2013	28	67	56	66	65	47	55	50	50	53	62	52	57	62	770
2011-2012	26	60	64	64	46	52	51	52	48	68	54	63	56	67	771
2010-2011	24	72	66	45	50	57	57	49	76	53	65	63	63	53	793
2009-2010	26	70	50	45	49	50	50	69	44	64	60	65	58	79	779
2008-2009	33	53	46	48	47	50	65	46	65	56	64	56	76	78	783

District Profile-Free/Reduce

Free/Reduced Lunch

What percent of students are eligible for free/reduced price meals?

Free Reduced Lunch - Prekindergarten - 12th Grade

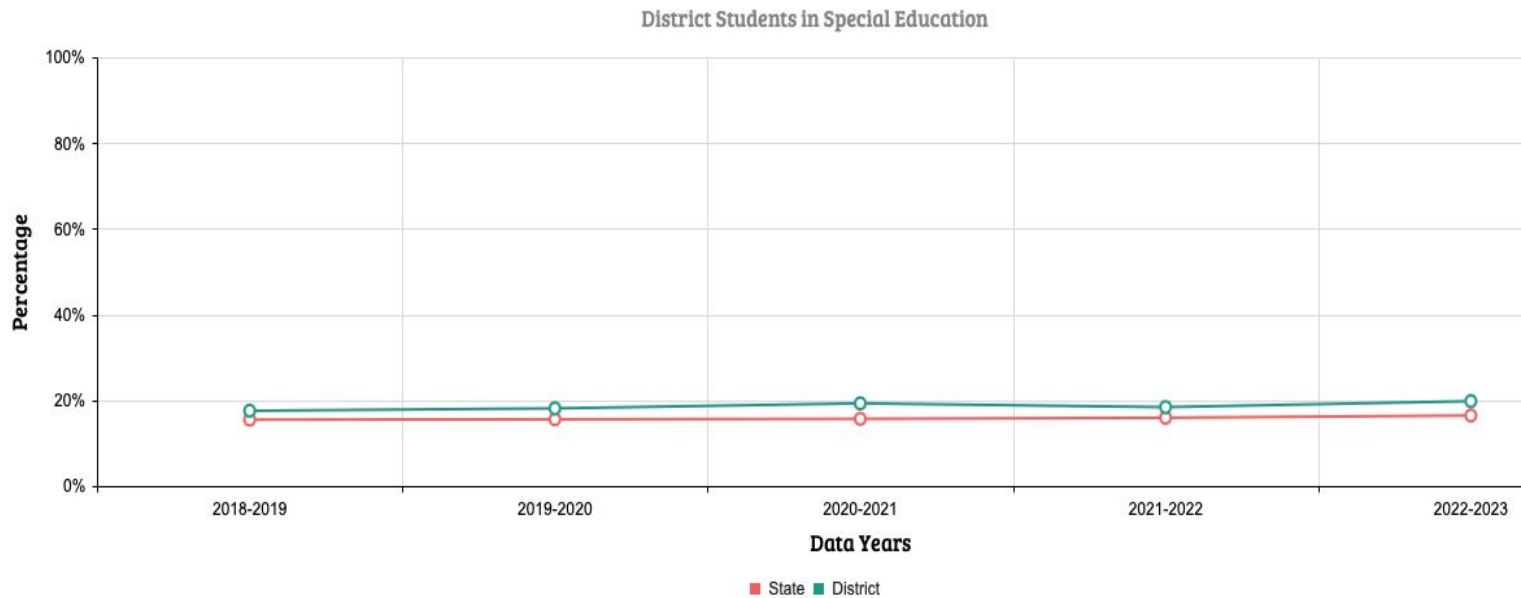


Data Years	PERCENTAGE	
	State	District
2022-2023	49.69%	34.51%
2021-2022	41.31%	31.37%
2020-2021	46.33%	34.71%
2019-2020	45.60%	35.65%
2018-2019	45.21%	34.89%
2017-2018	45.83%	38.15%
2016-2017	44.65%	37.68%
2015-2016	44.12%	38.03%
2014-2015	44.23%	39.34%
2013-2014	44.93%	40.10%
2012-2013	44.18%	39.48%

District Profile-Special Education

Special Education

What percentage of students receive special education services?



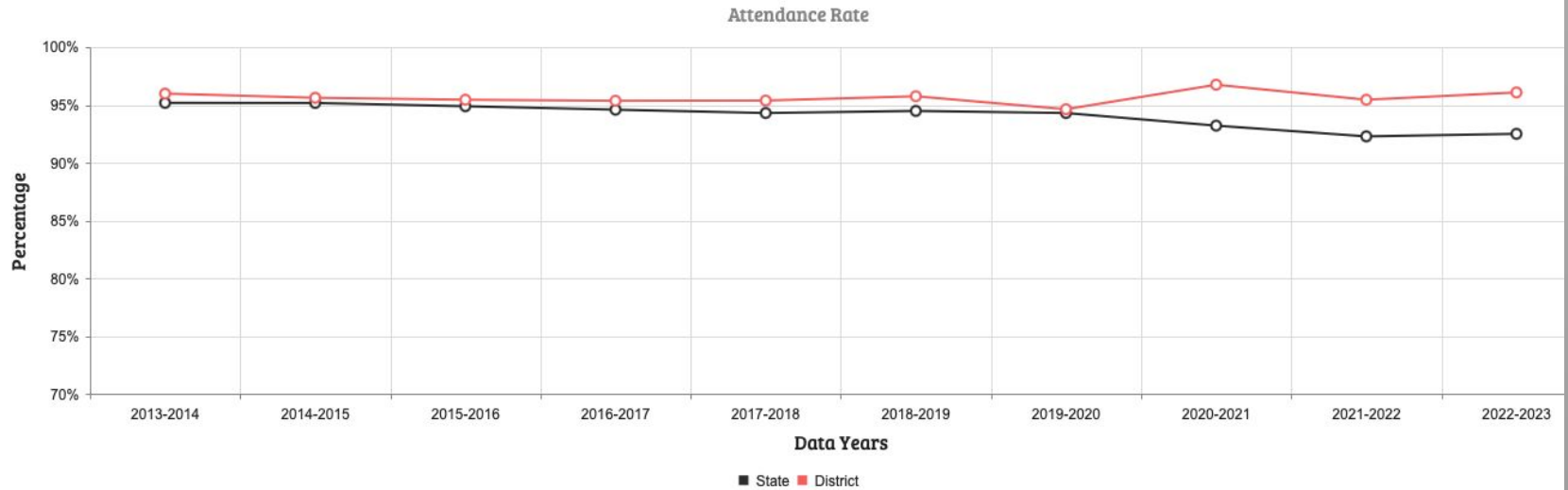
Data Years	PERCENTAGE	
	State	District
2022-2023	16.45%	19.80%
2021-2022	15.92%	18.40%
2020-2021	15.67%	19.29%
2019-2020	15.56%	18.11%
2018-2019	15.48%	17.56%

District Profile-Attendance



Attendance Rate

What percent of days do student attend school?



Data Years	PERCENTAGE	
	State	District
2022-2023	92.50%	96.08%
2021-2022	92.28%	95.45%
2020-2021	93.21%	96.75%
2019-2020	94.30%	94.63%
2018-2019	94.48%	95.75%
2017-2018	94.30%	95.38%
2016-2017	94.59%	95.36%
2015-2016	94.89%	95.45%
2014-2015	95.17%	95.62%
2013-2014	95.18%	95.98%

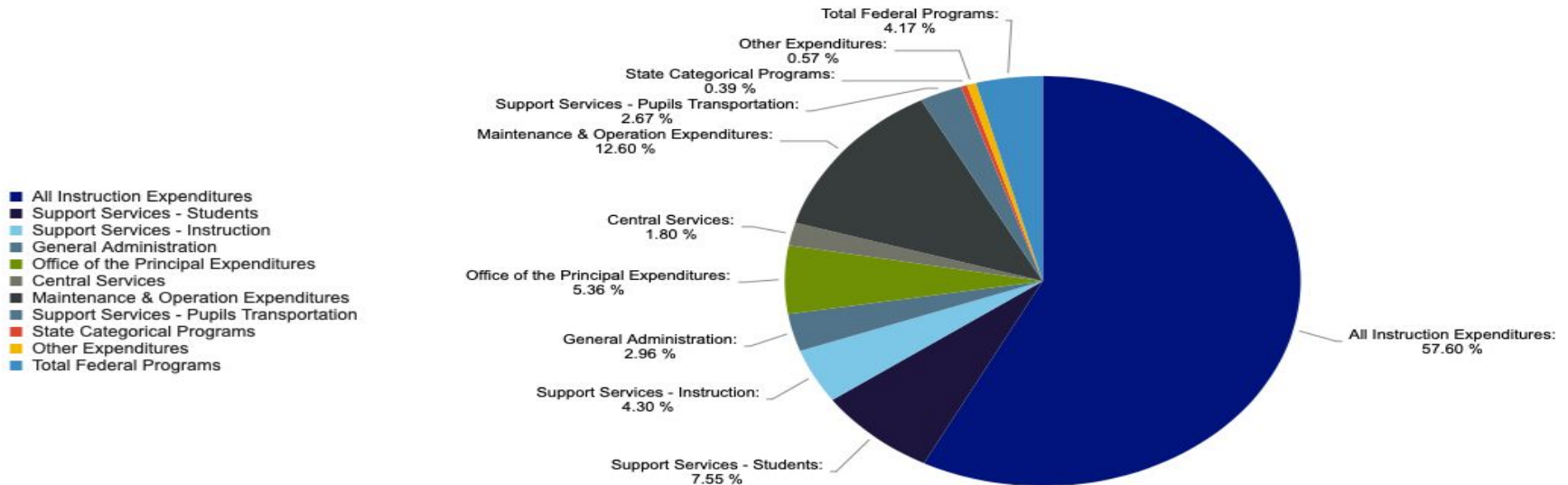
District Finance

Financial Per Pupil Expenditures

Tab Group picker

Name	General Fund Expenditures Per Pupil						Total Per Pupil Cost
	ADM (A)	Salaries (B)	Benefits (C)	Federal (D)	State/Local (E)	3% Building & Contents (F)	Per Pupil Cost (G) = D + E + F
MINDEN PUBLIC SCHOOLS (50-0503-000)	813.08	\$7,777	\$3,822	\$460	\$13,237	\$2,534	\$16,231

Financial Expenditures for school year: 2021-2022



NSCAS Scale Scores-Language Arts



English Language Arts

What percent of students met grade-level standards in English Language arts?

All Students

Click to choose a grade: 03 04 05 06 07 08 11

[clear filters](#)

Average Scale Scores

Level	Data Years	Grade 03	Grade 04	Grade 05	Grade 06	Grade 07	Grade 08	Alternate 3rd-Year Cohort ¹
District	2022-2023	2501.48	2480.63	2525.25	2518.28	2539.85	2556.98	*
District	2021-2022	2487.00	2502.63	2509.60	2517.93	2524.33	2574.19	*
District	2018-2019	2494.11	2512.68	2539.26	2537.21	2554.21	2550.80	*
State	2022-2023	2463.05	2492.90	2510.38	2517.45	2526.33	2543.06	196.30
State	2021-2022	2465.32	2495.37	2515.75	2522.80	2530.18	2544.96	179.72
State	2018-2019	2485.62	2513.58	2525.47	2537.53	2544.32	2556.69	191.07

For NSCAS and ACT purposes, the English Learners student group includes students who are reported as "English Learner, Receiving Services" or "English Learner, Parent Opted Out of Services." Students who were redesignated within the last four years as "Reclassified as English Fluent" are also included in this student group.

¹Students who are in their 3rd-Year cohort at the high school level will participate in the NSCAS Alternate or the ACT assessments. Results above include students who participated in the NSCAS General and NSCAS Alternate Assessments. ACT results are in a separate section of this site.

† New assessments aligned to the NCC Ready Standards were first administered in 2016-17 for ELA, 2017-18 for Mathematics, and 2021-2022 for Science.

NSCAS data for 2020-2021 can be found here: [COVID-19 Special Report](#)

* This website masks or hides data for groups with fewer than 10 students to protect confidential information about individual students as required by federal law.

NSCAS Scale Score-Math/Science



Mathematics

What percent of students met grade-level standards in mathematics?

All Students

Click to choose a grade: 03 04 05 06 07 08 11

[clear filters](#)

Average Scale Scores

Level	Data Years	Grade 03	Grade 04	Grade 05	Grade 06	Grade 07	Grade 08	Alternate 3rd-Year Cohort ¹
District	2022-2023	1237.02	1196.53	1258.93	1224.74	1256.12	1261.10	*
District	2021-2022	1196.41	1197.33	1229.05	1233.14	1219.24	1270.78	*
District	2018-2019	1204.26	1215.68	1266.94	1238.82	1260.98	1261.95	*
State	2022-2023	1193.20	1223.42	1241.40	1241.60	1245.07	1252.72	188.19
State	2021-2022	1187.42	1215.45	1231.39	1238.19	1240.20	1249.56	177.79
State	2018-2019	1194.55	1224.52	1243.74	1252.11	1251.48	1266.46	187.61



Science

What percent of students met grade-level standards in science?

All Students

Click to choose a grade: 05 08 11

[clear filters](#)

Average Scale Scores

Level	Data Years	Grade 03	Grade 04	Grade 05	Grade 06	Grade 07	Grade 08	Grade 11
District	2022-2023			3126.25			3121.15	*
State	2022-2023			3119.14			3110.63	197.55
District	2021-2022			3111.54			3120.38	*
State	2021-2022			3115.59			3106.70	191.15

ACT Scores



ACT

What percent of students met grade-level standards on the ACT?

All Students

Average Scale Scores

Level	Data Years	English Language Arts	Mathematics	Science
District	2022-2023	17.6	18.7	19.1
District	2021-2022	16.8	18.3	17.7
District	2018-2019	18.2	19.4	19.5
District	2017-2018	16.9	18.6	18.8
State	2022-2023	16.7	17.9	18.3
State	2021-2022	16.7	17.7	18.1
State	2018-2019	17.7	18.9	19.0
State	2017-2018	17.6	18.9	19.3


For NSCAS and ACT purposes, the English Learners student group includes students who are reported as "English Learner, Receiving Services" or "English Learner, Parent Opted Out of Services." Students who were redesignated within the last four years as "Reclassified as English Fluent" are also included in this student group."

¹Students who are in their 3rd-Year cohort at the high school level will participate in the NSCAS Alternate or the ACT assessments. Results above include students who participated in the NSCAS General and NSCAS Alternate Assessments. ACT results are in a separate section of this site.

NSCAS data for 2020-2021 can be found here: [COVID-19 Special Report](#)

* This website masks or hides data for groups with fewer than 10 students to protect confidential information about individual students as required by federal law.

2022-2023 Classification




MINDEN PUBLIC SCHOOLS

District Classification ⓘ

EXCELLENT **GREAT** GOOD NEEDS SUPPORT TO IMPROVE

Schools in District: 3
State Board District: 5
Educational Service Unit: 11
Legislative District: 37

District Snapshot AQuESTT Classification About Our District Compare



Beginning Status ⓘ

GREAT NSCAS English Language Arts & Mathematics Proficiency

SUCCESS, ACCESS, AND SUPPORT

Positive Partnerships, Relationships, and Success ⓘ

In Development!

Transitions ⓘ

Four-Year Graduation 94%
Extended Graduation 88%

AQuESTT uses 2021-2022 graduation rates

Educational Opportunities and Access ⓘ

Chronic Absenteeism 1%
Progress Towards EL Proficiency 50%

TEACHING, LEARNING, AND SERVING

Postsecondary, Career, and Civic Ready ⓘ

In Development!

Student Achievement & Growth ⓘ

Individual Score Growth 64%
Non-Proficiency Reduction Yes
Science Proficiency Status 73%

Educator Effectiveness ⓘ

In Development!

Thank You

&

Questions

Instruction

Multicultural Education

Minden Public Schools incorporates multicultural education in all curriculum areas at all grades. Multicultural education includes, but is not limited to, studies relative to the culture, history, and contributions of African Americans, Hispanic Americans, Native Americans, Asian Americans and European Americans with special emphasis on human relations and sensitivity toward all races.

Statement of Philosophy and Mission

The philosophy of the multicultural education program is that students will have improved ability to function as productive members of society when provided with: (a) an understanding of diverse cultures and races, the manner in which the existence of diverse cultures and races have affected the history of our Nation and the world, and of the contributions made by diverse cultures and races and (b) with the ability and skills to be sensitive toward and to study, work and live successively with persons of diverse cultures and races.

The mission of the multicultural education program is to prepare students to: (a) value and respect their own culture and race and cultures and races other than their own and (b) eliminate stereotypes and different treatment of others based on culture and race. The mission shall also include preparing students to eliminate stereotypes and discrimination or harassment of others based on ethnicity, religion, gender, socioeconomic status, age, or disability.

Implementation of Multicultural Education

The philosophy and mission of the multicultural education program is to be implemented as follows:

1. Multicultural education shall be included in goals established for educational programs.
2. Multicultural education shall be included in the district curriculum guides, frameworks, or standards.
3. The process for selecting appropriate instructional materials shall include assuring that the instructional materials at all grade levels include studies relative to the culture, history, and contributions of African Americans, Hispanic Americans, Native Americans, Asian Americans and European Americans with special emphasis on human relations and sensitivity toward all races.
4. Staff development shall be provided on the District's multicultural education policy. The staff development shall include professional development for administrators, teachers, and support staff which is congruent with the District and program goals.
5. Periodic assessment of the multicultural education program shall be conducted by the Superintendent. Teachers and other staff upon request shall have the

responsibility to provide the administration with reports on: (a) the instructional materials used and programs or methods implemented with their students which are supportive of the multicultural education program philosophy and mission, (b) programs or materials to be implemented in the future or which teachers or other staff feel should be implemented to further advance such philosophy and mission, and (c) with their professional assessment on the successes of or deficiencies in achieving the multicultural education program philosophy and mission. The Superintendent shall provide an annual status report on the assessment to the Board of Education.

Legal Reference: Neb. Rev. Stat. Sections 79-719 to 79-723
Nebraska State Board of Education Rule 10

Date of Adoption: December 15, 2009
Date Reaffirmed: December 12, 2022

A & L LEVELING, INC.

Leonard Rehtus
308-830-0163

665 South Blaine
Minden, Nebraska 68959
trehtus@gtmc.net

Todd Rehtus
308-830-0161

November 12, 2023

Minden Public Schools
543 west 5th
Minden, NE 68959
james.widdifield@mindenwhippets.org

Bid Only

Description: Remove concrete for two basements and backfill
Properties North Activities Building along Park Ave.

Cost

1. Haul concrete to City including basements and front sidewalks heading to basements.
2. Haul in dirt from Kevin Sinsel's east of town and compact for future development. If we are able to procure dirt from inside city limits price will be less. We have already taken in account for dirt hauled on site prior to bid.
3. We will use protective measures to try and save existing sidewalks with no guarantees.

Total \$19,275.00

Thanks for the opportunity to Bid,

Todd & Leonard