

**East Richland Community Unit School District No.1
Board of Education**

**Regular Meeting
Thursday, January 17, 2013
Unit Office Board Room
7:00 PM**

- I. Call to Order and Pledge of Allegiance
Routine
- II. Roll Call
- III. Approval of Minutes of Previous Meetings
Please find minutes attached.
 - A. Regular and Closed Minutes of the Regular Rescheduled Board Meeting of Thursday, December 13, 2012. 5
Please find minutes of the December 15, 2011 Board Meeting attached. I recommend approval.
 - B. Regular and Closed Minutes of Special Meeting of January 8, 2013 14
Please find Special and Closed minutes of the January 8, 2013 board meeting. I recommend approval.
- IV. Financial Reports
As always, if you have questions regarding the financial reports or bills, please contact me prior to the meeting. Our total bill list is \$202,416.05.
 - A. Treasurer's Report 18
 - B. Balance Sheet 20
 - C. Approval of Bills and Payroll 25
 - D. All Other Financial Reports
 - 1. Comparison of Funds -December 2011 with December 2012 57
 - 2. Monthly Financial Report 58
 - 3. Other
- V. Communication
 - A. Pinckneyville Community High School
Pinckneyville Community High School sent a THANK YOU for participating in the Duster Thomas Hoops Classic this year. They wrote the following: The tournament was successful largely in part to the efforts of your team, coaching staff, and fans. It is our hope that your time spent with us was filled with great hospitality and spirited competition. We hope to see your school again next year or in another event in our school in the near future. Have a safe and productive remainder of the school year. Keith Hagene, Superintendent.
 - B. West Richland Community Unit District No. 2
We received a letter from WRCU#2 School Superintendent Gary Miller requesting a coop with all sports, both boys and girls, except for Boys' Baseball

and Girls' Softball. This request is necessary if an annexation agreement isn't entered into by July 1, 2013.

| | |
|---|-----|
| VI. Recognition and Comments from Employees and Public | |
| VII. Administrative Report | |
| A. Superintendent's Report | |
| 1. Superintendent's Annual Report | 119 |
| <i>I will present my annual report at the meeting.</i> | |
| 2. Letter Regarding Summer Food Program | 153 |
| 3. Statements of Economic Interest | |
| <i>Please find Statements at your place and fill out for Alda to file at the Richland County Clerk's office.</i> | |
| B. Assistant Superintendent's Report | |
| <i>Mr. Bussard will report on the Seniority List and the Safe Schools Plan.</i> | |
| 1. Review of Certified and Non-Certified Seniority Lists | |
| 2. Safe Schools Plan | |
| C. Administrative Reports | |
| <i>Principals have prepared written reports, which are attached. Administrators will also be at the meeting to answer any questions that you may have.</i> | |
| 1. ERES - Suzanne Hahn | 155 |
| 2. ERES - Cris Edwards | |
| 3. ERMS-Andrew Thomann | 157 |
| 4. ERHS - Chris Simpson | 158 |
| 5. ERHS - Chad LeCrone | |
| 6. Special Education - Mick Whittler | 159 |
| VIII. Unfinished Business | |
| IX. New Business | |
| A. Accept Bus Bids | 160 |
| <i>Please find bus bids attached. We will discuss and make a recommendation based on that discussion.</i> | |
| X. Policies for First Reading | |
| <i>We have several policies for review. Some have minor changes due to State legislation. We will review this month and discuss. Next month we will approve for adoption.</i> | |
| A. 2:20 School Board - Powers and Duties of the School Board | 166 |
| B. 2:30 Board of Education - Board of Education Elections | 169 |
| C. 2:110 Board of Education - Qualifications, Term, and Duties of Board Officers | 170 |
| D. 2:125 Board of Education - Board Member Expenses | 173 |
| E. 2:200 - School Board - Types of School Board Meetings | 175 |
| F. 4:45 Operational Services - Insufficient Fund Checks and Debt Recovery | 179 |

| | |
|--|-----|
| G. 4:60 Operational Services - Purchases and Contracts | 180 |
| H. 4:70 Operational Services - Resource Conservation | 182 |
| I. 4:110 Operational Services - Transportation | 183 |
| J. 5:30 General Personnel - Hiring Process and Criteria | 185 |
| K. 6:65 Instruction - Student Social and Emotional Development | 188 |
| L. 6:110 Instruction - Truant's Alternative and Optional Education | 190 |
| M. 6:210 Instruction - Instructional Materials | 191 |
| N. 7:70 Students - Attendance and Truancy | 192 |
| XI. Executive Session | |
| <i>We will need a motion to enter Executive Session to discuss the items listed below: We may also have Deb Gilbert present. Deb, as you will remember, is the parent of a high school student.</i> | |
| A. To Consider Information Regarding Appointment, Employment or Dismissal of Individual Employees | |
| B. To Consider Sale or Lease of Property Owned by the School District | |
| C. To Discuss Matters of Closed Session Minutes | |
| XII. Resignations | |
| A. Bus Driver | 194 |
| <i>Sam Jarvis has submitted his letter of resignation for the purpose of retirement, effective February 1, 2013. I recommend approval.</i> | |
| B. ERMS Head Cook | 195 |
| XIII. Employment | |
| A. Girls Soccer Coach | 196 |
| <i>Chad has recommended Amy Stallard be moved from Assistant Girls' Soccer Coach to Head Girls' Soccer Coach for the Spring 2013 season. She brings a wealth of knowledge and experience to the position and has been a valuable asset to the program for a number of years. I recommend approval.</i> | |
| B. Assistant Girls Soccer Coach | 197 |
| <i>Chad has recommended that Ladi Stallard be hired as the Assistant Girls' Soccer Coach for the Spring 2013 season. I recommend approval.</i> | |
| C. Custodian | 198 |
| <i>Larry recommends Warren Jennings as a custodian. I recommend approval.</i> | |
| D. ERMS Head Cook | 199 |
| <i>Ann Dee Bent recommends the employment of Kim Billington as the head cook at ERMS. I approve.</i> | |
| XIV. Leave of Absence | |
| A. ERMS Teacher | 200 |
| <i>Mackenzie Denton has requested a maternity leave. I recommend approval.</i> | |

B. ERES Teacher

201

Devon Mosby has requested a leave of absence. I recommend approval.

XV. Closed Minutes

I recommend approval of the destruction of the audio recording of the Closed Session of the Regular Meeting of July 21, 2011.

A. Approve Destruction of the Audio Recording of the Regular Meeting of Thursday, July 21, 2011

I recommend the destruction of the audio recording of the Closed Minutes of July 21, 2011.

XVI. Adjourn

The next regular meeting will be held on February 16, 2012.

Minutes of a Regular Rescheduled Meeting of the Board of Education of East Richland Community Unit School District No. 1, Counties of Richland, Wayne and Jasper, in the State of Illinois, held in the Unit Administration Office Board Room, 1100 East Laurel Street, Olney, Illinois, Thursday, December 13, 2012.

AGENDA #I – “Call to Order & Pledge of Allegiance” – The meeting was called to order at the hour of 7:00 p.m. by Mr. Ben Anderson, President of the Board of Education, who chaired the meeting. The meeting opened with the Pledge of Allegiance.

AGENDA #II – “Roll Call” – The Recording Secretary called the roll of those present and the following members answered to their names as called and were found to be present:

Mr. Ben Anderson, Mr. Alex Cline, Mr. Steve Marrs, Mr. Leon Redman, Mr. Jan D. Ridgely, Mr. Pete Seals and Mr. Jeff Wilson. Members absent at roll call: None. A quorum being present, the Chair declared the Board of Education to be in open, public session for the transaction of business.

Also present, in addition to Board Members: Ms. Marilyn J. Holt, Superintendent of Schools; Mr. Larry Bussard, Assistant Superintendent of Schools; Ms. Cris Edwards, ERES Assistant Principal; Mr. Andy Thomann, ERMS Principal, Mr. Chris Simpson, ERHS Principal; and Athletic Director and Mr. Mick Whittler, Special Education Director. Also present was Ms. Alda Ingram, Recording Secretary.

(Note: This meeting was held pursuant to previous Board of Education action and Notice given by Mr. Ben Anderson, President, in writing, to all members, and to news media having requested such notice. A copy of the Notice was also posted at the main office of this school district.)

AGENDA #III – “Approval of Minutes of Previous Meetings” – Minutes as prepared for the following meeting were presented for approval:

A. Regular and Closed Minutes of Regular Rescheduled Board Meeting of Tuesday, November 13, 2012.

Board Action to Approve Minutes: Mr. Wilson made a motion to approve minutes of the foregoing meeting as prepared, but that closed meeting minutes of that date not be opened to public inspection at this time. Mr. Seals seconded the motion and on a viva voce (by the voice) vote the Chair declared the motion carried.

AGENDA #IV – “Financial Reports” – The following financial reports were presented:

#IV-A. Treasurer’s Report: The monthly Treasurer’s Report was presented.

#IV-B. Approval of Bills & Payroll: The listing of current bills, in the amount of \$275,479.24, to date of listing, and district payroll for the month of November was presented for payment. Payroll for personnel on regular employment status is the same as for the month of November 2012, with the following:

ADDITIONS: Ruth Totten, Cook at ERES; Stacey Fritchtl ERES TA

DELETIONS: Judy Tolbert, ERMS Cook; Joe Hunt, ERMS Custodian

CHANGES: None

#IV-C. All Other Financial Reports:

1. Comparison of Funds – November 2011 with November 2012.
2. Approval of Activity Funds.
3. Monthly Financial Report.

Board Action: Mr. Redman made a motion to approve the treasurer’s report, bills, payroll, and other financial reports as presented. Mr. Cline seconded the motion and on a roll call vote the following members voted yea:

Mr. Anderson, Mr. Cline, Mr. Marrs, Mr. Redman, Mr. Ridgely, Mr. Seals and Mr. Wilson. Members voting nay: None. Members absent: None. The motion having received 7 yea and 0 nay votes, the Chair declared the motion carried.

AGENDA #V – “Communications” – The following communications were presented:

#V-A. Thank You from 1st Grade Team – The 1st grade team sent a thank you for the rally towels and for visiting their classrooms.

#V-B Thank you from Alisa Zwilling –Ms. Zwilling sent a thank you for flowers sent during her recent illness.

#V-C Thank You from George Leaf Family – Thank you from the family of George Leaf for flowers sent as a memorial.

AGENDA #VI – “Recognition & Comments from Employees & Public” –

#VI-A. Recognition of Coach Music as the Decatur Area Coach of the Year: The Superintendent recognized Coach Matt Music for being named Area Coach of the Year by the Decatur Herald & Review.

#VI-B. Recognition of East Richland High School Musical: The Superintendent recognized the cast, crew, and sponsors of the high school musical, Music Man, for a job well done.

AGENDA #VII – “Administrative Reports” –

#VII-A. Superintendents Report – Marilyn J. Holt: Ms. Holt reported on the following items:

1. East Richland/West Richland School Districts: The Superintendent discussed matters relating to East Richland and West Richland School District discussions.

2. Proposal for Class/Rank/Valedictorian/Salutatorian: The Superintendent asked East Richland High School Principal, Chris Simpson, to review the proposal for Class/Rank/Valedictorian/Salutatorian that had been prepared by a committee of high school teachers.

3. Bond Information – The Superintendent presented information on school bonds and options for repayment. Discussion followed.

4. Financial Update – The Superintendent informed the board that as of the date of the board meeting the State owed the district \$541,289.49.

#VII-B. Assistant Superintendent’s Report – Larry Bussard: Mr. Bussard reported on the high school restroom project. Mr. Bussard reported that the total cost for the project is \$130,000; however, a grant for \$50,000 had been awarded, which will offset the cost. The project will begin after the last day of school.

#VII-C. Administrative Reports: Principals presented written reports for review.

AGENDA #VIII – “Unfinished Business” – None.

AGENDA #IX – “New Business” –

#IX-A. Approve Tax Levy: The superintendent presented the 2012 Tax Levy in the following funds for approval: **Documentary Registry# 12-12-01**

| | | | |
|------------------------|-----------|------------------------|------------------|
| Educational | 3,023,279 | Fire Prevention/Safety | 82,154 |
| Operations/Maintenance | 821,543 | Tort Immunity | 720,000 |
| Transportation | 328,617 | Special Education | 65,723 |
| Working Cash | 82,154 | | |
| Municipal Retirement | 430,000 | | |
| Social Security | 240,000 | Total Levy | 5,793,470 |

Board Action: Mr. Marrs made a motion to approve the 2012 Tax Levy as presented. Mr. Redman seconded the motion and the following members voted yea:

Mr. Anderson, Mr. Cline, Mr. Marrs, Mr. Redman, Mr. Ridgely, Mr. Seals and Mr. Wilson. Members voting nay: None. Members absent: None. The motion having received 7 yea and 0 nay votes, the Chair declared the motion carried.

#IX-B. Risk Management Plan: The Superintendent recommended approval of the school district's Risk Management Program for FY14, which reflects the Tort/Risk budget of \$720,000. This plan details possible options the district can utilize for its tort levy. **Documentary Registry# 12-12-02**

Board Action: Mr. Wilson made a motion to approve the Risk Management Plan as presented. Mr. Cline seconded the motion and the following members voted yea:

Mr. Anderson, Mr. Cline, Mr. Marrs, Mr. Redman, Mr. Ridgely, Mr. Seals and Mr. Wilson. Members voting nay: None. Members absent: None. The motion having received 7 yea and 0 nay votes, the Chair declared the motion carried.

#IX-C. School Continuous Improvement Plans: The Superintendent recommended that the board approve the School Continuous Improvement Plans for East Richland Elementary, Middle and High Schools as presented, recognizing teachers and administrators for their efforts. **Documentary Registry# 12-12-03**

Board Action: Mr. Redman made a motion to accept the School Continuous Improvement Plans for all schools as recommended. Mr. Seals seconded the motion and the following members voted yea:

Mr. Anderson, Mr. Cline, Mr. Marrs, Mr. Redman, Mr. Ridgely, Mr. Seals and Mr. Wilson (with appreciation). Members voting nay: None. Members absent: None. The motion having received 7 yea and 0 nay votes, the Chair declared the motion carried.

#IX-D. Accept Statewide Evaluation 21st Century Community Learning Centers in Illinois: The Superintendent recommended that the board approve the Statewide Evaluation of 21st Century Learning Centers Program as presented with appreciation to Program Director, Sherry Geier. **Documentary Registry# 12-12-04**

Board Action: Mr. Wilson made a motion to accept the Statewide Evaluation of 21st Century Learning Centers Program as recommended. Mr. Marrs seconded the motion and the following members voted yea:

Mr. Anderson, Mr. Cline, Mr. Marrs, Mr. Redman, Mr. Ridgely, Mr. Seals and Mr. Wilson. Members voting nay: None. Members absent: None. The motion having received 7 yea and 0 nay votes, the Chair declared the motion carried.

#IX-E. Accept and Approve Resolution for Sale of Lot – The Superintendent recommended the sale of Lot 38 of the Northside Subdivision to Michael and Marilyn Bunting for \$3,350. **Documentary Registry# 12-12-05**

Board Action: Mr. Cline made a motion to accept the Resolution for sale of Lot 38 in the Northside Subdivision to Michael and Marilyn Bunting for \$3,350 as recommended by the Superintendent. Mr. Redman seconded the motion and the following members voted yea:

Mr. Anderson, Mr. Cline, Mr. Marrs, Mr. Redman, Mr. Ridgely, Mr. Seals and Mr. Wilson. Members voting nay: None. Members absent: None. The motion having received 7 yea and 0 nay votes, the Chair declared the motion carried.

#IX-F. Approve Bus Bids – Mr. Bussard explained that bus bids had been received; however, the transportation department did not want to take action at this time. Mr. Bussard informed the board that the transportation department would like to rebid busses for 72 passenger busses rather than 60 passenger busses.

Board Action: No action was taken.

AGENDA #X – “Executive Session” – Mr. Wilson made a motion to hold a closed meeting, under Section 2(c)(1) of the Open Meetings Act to consider the appointment, employment, compensation, discipline, performance, or dismissal of individual employees of the district; and, under Section 2(c)(2) of the Open Meetings Act to consider collective negotiating matters; under Section 2(c)(11) of the Open Meetings Act to consider pending litigation against, affecting or on behalf of the District or litigation which is probable or imminent; and, 2(c)(21) to consider closed meeting audio recordings. Mr. Redman seconded the motion on a roll call vote the following members voted yea:

Mr. Anderson, Mr. Cline, Mr. Marrs, Mr. Redman, Mr. Ridgely, Mr. Seals and Mr. Wilson. Members voting nay: None. Members absent: None. The motion having received 7 yea and 0 nay votes, the Chair declared the motion carried. A closed session was held beginning at 8:24 p.m.

Closed Meeting Ended: Mr. Wilson made a motion to adjourn the closed meeting and reconvene in open session. Mr. Redman seconded the motion and on a roll call vote the Chair declared the motion carried. A quorum being present, the Board reconvened in open, public session for the transaction of business at 9:40 p.m.

AGENDA #XI – “Resignations” – The Superintendent had no resignations to bring before the board.

AGENDA #XII- “Employment” – The Superintendent recommended the following:

#XII-A. Bus Driver – Brandi Mitchell.

#VII-B 7th Grade Volleyball Coach – Jill Greenwood

#VII-C Musical Production Staff – Mandy Ginder, Ralph Petrella, Bryan Cummins, Warren Weitkamp, Gary Jones, Ruth Coleman, Maggie McKnight, Joyce Fritschle.

Board Action: Mr. Ridgely made a motion to hire Brandi Mitchell as a bus driver, Jill Greenwood as the 7th Grade Volleyball Coach and Mandy Ginder, Ralph Petrella, Bryan Cummins, Warren Weitkamp, Gary Jones, Ruth Coleman, Maggie McKnight and Joyce Fritschle as Musical Production Staff, as recommended. Mr. Wilson seconded the motion and on a roll call vote the following members voted yea:

Mr. Anderson, Mr. Cline, Mr. Marrs, Mr. Redman, Mr. Ridgely, Mr. Seals and Mr. Wilson. Members voting nay: None. Members absent: None. The motion having received 7 yea and 0 nay votes, the Chair declared the motion carried.

#VII-D Custodian Reassignment – The Superintendent informed the board of the custodial reassignments of Mike Gardner to 2nd shift at the middle school and Nathan Delks to 2nd shift split between the high school and the elementary school This was an informational item only. No action taken.

#VII-E Administrator Contracts – No action taken.

AGENDA #XIII. – “Closed Meeting Minutes” – The Superintendent recommended the destruction of the Closed Session Audio Recordings of the Regular Meeting of June 16, 2011.

Board Action: Mr. Redman made a motion to approve destruction of the Closed Session Audio Recordings of the Regular Meeting of June 16, 2011. Mr. Seals seconded the motion and on a roll call vote the following members voted yea:

Mr. Anderson, Mr. Cline, Mr. Marrs, Mr. Redman, Mr. Ridgely, Mr. Seals and Mr. Wilson. Members voting nay: None. Members absent: None. The motion having received 7 yea and 0 nay votes, the Chair declared the motion carried.

AGENDA #XIV – “Special Meeting” – The Superintendent recommended the board set a special meeting to be held on Tuesday, January 8, 2013, at 7:00 p.m. to discuss a 1% sales tax and the detachment, annexation and consolidation regarding West Richland School District and administrative contracts.

Board Action: Mr. Marrs made a motion to set a special meeting for Tuesday, January 8, 2013 at 7:00 as recommended. Mr. Redman seconded the motion and on a roll call vote the following members voted yea:

Mr. Anderson, Mr. Cline, Mr. Marrs, Mr. Redman, Mr. Ridgely, Mr. Seals and Mr. Wilson. Members voting nay: None. Members absent: None. The motion having received 7 yea and 0 nay votes, the Chair declared the motion carried.

AGENDA #XV – “Adjournment” – Mr. Wilson made a motion to adjourn. Next regular meeting will be Thursday, January 17, 2013, at 7:00 p.m. in the Unit Administration Office Board Room. Mr. Redman seconded the motion and on a viva voce (by the voice) vote the Chair declared the motion carried and the meeting adjourned at 9:55 p.m.

Approved: President: _____

Secretary: _____

MINUTES OF EXECUTIVE SESSION OF THE BOARD OF EDUCATION
East Richland Community Unit School District No. 1
Held During Regular Rescheduled Meeting, Thursday, December 13, 2012

Minutes of a closed meeting of the Board of Education of East Richland Community Unit School District No. 1, Counties of Richland, Wayne and Jasper, in the State of Illinois, held during a duly convened (regular rescheduled) public meeting, in the Unit Administration Office Board Room, 1100 East Laurel Street, Olney, Illinois, in the aforesaid school district, Thursday, December 13, 2012.

Present were the following members of the Board of Education: Mr. Ben Anderson (President), Mr. Alex Cline, Mr. Steve Marrs, Mr. Leon Redman, Mr. Jan D. Ridgely, Mr. Pete Seals and Mr. Jeff Wilson. Members absent: None.

Also present, in addition to Board Members: Ms. Marilyn J. Holt, Superintendent of Schools; Mr. Larry Bussard, Assistant Superintendent of Schools; Mr. Chris Simpson, ERHS Principal and Mr. Mick Whittler, Special Education Director. Also present was Ms. Alda Ingram, Recording Secretary.

Note: Ms. Cris Edwards, ERES Assistant Principal, arrived during the closed session at 8:37 p.m. and Mr. Andy Thomann, ERMS Principal, arrived at 8:40.

Purpose: Under Section 2(c)(1) of the Open Meetings Act to consider the appointment, employment, compensation, discipline, performance, or dismissal of individual employees of the district; and, under Section 2(c)(2) of the Open Meetings Act to consider collective negotiating matters; under Section 2(c)(11) of the Open Meetings Act to consider pending litigation against, affecting or on behalf of the District or litigation which is probable or imminent; and under 2(c)(21) to consider closed meeting audio recordings.

Motion to hold a closed meeting was made by Mr. Wilson and seconded by Mr. Ridgely. The motion carried 7 to 0 on a roll call vote, with seven members present and voting yea. The closed meeting started at 8:24 p.m.

Matters Discussed: The following matters were reviewed and/or discussed in closed meeting.

1. Employment: The Superintendent will in open session recommend the employment of Brandi Mitchell as a bus driver, Jill Greenwood as the 7th Grade Volleyball Coach and Mandy Ginder, Ralph Petrella, Bryan Cummins, Warren Weitkamp, Gary Jones, Ruth Coleman, Maggie McKnight, Joyce Fritschle as East Richland High School Musical Production Staff.

2. Custodian Reassignment – The Superintendent discussed the reassignment of two evening shift custodians.

3. Negotiations - There was discussion regarding the Feasibility Study between East Richland and West Richland School Districts including district co-ops, consolidation and deactivation, with an emphasis on what is best for students.

4. Possible Litigation – A parent that had requested to attend the meeting with a complaint regarding her daughter did not attend the meeting.

5. Destruction of Audio Recording: The board discussed the destruction of the Closed Session Audio Recording of the Regular Meeting of June 16, 2011.

No formal actions were taken during the closed meeting, which was in session from 8:24 p.m. to 9:40 p.m. The closed meeting ended after a motion by Mr. Wilson seconded by Mr. Redman.

Approved: President: _____

Secretary: _____

Date Opened to Public Record: _____

Minutes of a Special Meeting of the Board of Education of East Richland Community Unit School District No. 1, Counties of Richland, Wayne and Jasper, in the State of Illinois, held in the Unit Administration Office Board Room, 1100 East Laurel Street, Olney, Illinois, Tuesday, January 8, 2013.

AGENDA #I – “Call to Order & Pledge of Allegiance” – The meeting was called to order at the hour of 7:00 p.m. by Mr. Ben Anderson, President of the Board of Education, who chaired the meeting. The meeting opened with the Pledge of Allegiance.

AGENDA #II – “Roll Call” – The Recording Secretary called the roll of those present and the following members answered to their names as called and were found to be present:

Mr. Ben Anderson, Mr. Alex Cline, Mr. Steve Marrs, Mr. Leon Redman, Mr. Jan D. Ridgely, Mr. Pete Seals. Members absent at roll call: Jeff Wilson. A quorum being present, the Chair declared the Board of Education to be in open, public session for the transaction of business.

Note: Mr. Wilson arrived at 7:04 p.m.

Also present, in addition to Board Members: Ms. Marilyn J. Holt, Superintendent of Schools; Mr. Larry Bussard, Assistant Superintendent of Schools; Mr. Chris Simpson, ERHS Principal; and Ms. Suzanne Hahn, ERES Principal. Also present was Ms. Alda Ingram, Recording Secretary.

(Note: This meeting was held pursuant to previous Board of Education action and Notice given by Mr. Ben Anderson, President, in writing, to all members, and to news media having requested such notice. A copy of the Notice was also posted at the main office of this school district.)

AGENDA #III – “Communications” – The following communications were presented:

#III-A. Thank You from A-Z Team – Joyce Anderson, Melissa Dunn, Cindy Grundon, Sherry Harmon, Brenda Hendrickson, Janice Pampe, sent a thank you for the rally towels received from the Board for American Education Week.

#III-B Thank You from Leah Willis –Ms. Willis sent a thank you for a memorial sent by the Board of Education and Administration for the death of her brother.

AGENDA #IV – “Recognition & Comments from Employees & Public” – No one addressed the board at this time.

AGENDA #V – “Superintendent’s Report” –

#V-A. Presentation Regarding 1% Sales Tax: Mr. Tom Crabtree from Stifel Nicolaus was present to give a presentation regarding a 1% Sales Tax to benefit the students of Richland County. Mr. Crabtree explained that the question would need to be placed on a ballot for approval by voters. The tax would only apply to those things that are presently taxed; it would not apply to automobiles, boats, mobile homes, medicines, unprepared food, or farm equipment. The tax could bring in approximately \$1.2M a year for the students of Richland County. The dollars would follow the student to the attending district. The dollars received could be used for building/facility projects and life safety projects or to pay down existing bond debt, which would in turn save tax payers dollars on their property taxes. This was an informational item only, no action was taken.

#V-B. Summary of East/West Richland Discussions: Superintendent Holt informed the board of the talks between the East and West Richland School Districts. Superintendent Holt explained the advantages and disadvantages of Deactivation, Annexation, and Consolidation for both East and West Richland School Districts. This was a discussion item only, no action was taken.

AGENDA #VI – “Executive Session” – Mr. Wilson made a motion to hold a closed meeting, under Section 2(c)(2) of the Open Meetings Act to consider collective negotiating matters; and, under Section 2(c)(6) of the Open Meetings Act to consider sale or lease of property owned by the school district. Mr. Redman seconded the motion on a roll call vote the following members voted yea:

Mr. Anderson, Mr. Cline, Mr. Marrs, Mr. Redman, Mr. Ridgely, Mr. Seals and Mr. Wilson. Members voting nay: None. Members absent: None. The motion having received 7 yea and 0 nay votes, the Chair declared the motion carried. A closed session was held beginning at 8:32 p.m.

Closed Meeting Ended: Mr. Redman made a motion to adjourn the closed meeting and reconvene in open session. Mr. Wilson seconded the motion and on a roll call vote the Chair declared the motion carried. A quorum being present, the Board reconvened in open, public session for the transaction of business at 11:40 p.m.

AGENDA #VII – “Approval of Administrators Contracts” – Superintendent Holt recommended that the board approve contracts for Suzanne Hahn for two years, Chris Simpson for five years, Larry Bussard for five years and Marilyn Holt for three years. All contracts include the 2012-2013 school year. Mr. Anderson expressed the boards’ appreciation to all administrators for their service and dedication to ERCU#1. **Documentary Register 13-01-01**

Board Action: Mr. Wilson made a motion to approve a two year contract for ERES Principal Mrs. Hahn, a five year contract for ERHS Principal Mr. Simpson, a five year contract for Assistant Superintendent Mr. Bussard and a three year contract for Superintendent Holt. Mr. Redman seconded the motion on a roll call vote the following members voted yea:

Mr. Anderson, Mr. Cline, Mr. Marrs, Mr. Redman, Mr. Ridgely, Mr. Seals and Mr. Wilson. Members voting nay: None. Members absent: None. The motion having received 7 yea and 0 nay votes, the Chair declared the motion carried.

AGENDA #VIII – “Resignations” – Mr. Bussard presented the board a letter of resignation for the purpose of retirement, effective June 30, 2017.

Board Action: Mr. Seals made a motion to accept, with regret, a letter of resignation for the purpose of retirement from Larry Bussard, effective June 30, 2017. Mr. Redman seconded the motion and on a roll call vote the following members voted yea:

Mr. Anderson, (with great respect for an educator), Mr. Cline, Mr. Marrs, Mr. Redman, Mr. Ridgely, Mr. Seals and Mr. Wilson. Members voting nay: None. Members absent: None. The motion having received 7 yea and 0 nay votes, the Chair declared the motion carried.

AGENDA #IX – “Adjournment” – Mr. Wilson made a motion to adjourn. Next regular meeting will be Thursday, January 17, 2013, at 7:00 p.m. in the Unit Administration Office Board Room. Mr. Redman seconded the motion and on a viva voce (by the voice) vote the Chair declared the motion carried and the meeting adjourned at 11:56 p.m.

Approved: President: _____

Secretary: _____

MINUTES OF EXECUTIVE SESSION OF THE BOARD OF EDUCATION
East Richland Community Unit School District No. 1
Held During Special Meeting, Tuesday, January 8, 2013

Minutes of a closed meeting of the Board of Education of East Richland Community Unit School District No. 1, Counties of Richland, Wayne and Jasper, in the State of Illinois, held during a duly convened (special) public meeting, in the Unit Administration Office Board Room, 1100 East Laurel Street, Olney, Illinois, in the aforesaid school district, Tuesday, January 8, 2013

Present were the following members of the Board of Education: Mr. Ben Anderson (President), Mr. Alex Cline, Mr. Steve Marrs, Mr. Leon Redman, Mr. Jan D. Ridgely, Mr. Pete Seals and Mr. Jeff Wilson. Members absent: None.

Also present, in addition to Board Members: There was no one other than board members present during the closed session.

Purpose: Under Section 2(c)(2) of the Open Meetings Act to consider collective negotiating matters; under Section 2(c)(6) of the Open Meetings Act to consider sale or lease of property owned by the school district.

Motion to hold a closed meeting was made by Mr. Wilson and seconded by Mr. Redman. The motion carried 7 to 0 on a roll call vote, with seven members present and voting yea. The closed meeting started at 8:32 p.m.

Matters Discussed: The following matters were reviewed and/or discussed in closed meeting.

1. Collective Negotiations: The Superintendent in anticipation of TRS changes, reviewed contracts for administrative personnel.

2. Sale or Lease of Real Property – There was no discussion regarding property.

3. Resignations - There was discussion regarding the resignation of an individual employee for the purpose of retirement.

No formal actions were taken during the closed meeting, which was in session from 8:32 p.m. to 11:40 p.m. The closed meeting ended after a motion by Mr. Redman seconded by Mr. Wilson.

Approved: President: _____

Secretary: _____

Date Opened to Public Record: _____

EAST RICHLAND COMMUNITY UNIT SCHOOL DISTRICT NO. 1
OLNEY, ILLINOIS

TREASURER'S REPORT
January 17, 2013

| | Cash Balance | Cash Receipts/Adjusting Entries Month Ended | Cash Disbursements/Adjusting Entries Month Ended | Adjusting Entries | Inter Fund Loan | Cash Balance | Certificate of Deposit Investments |
|----------------------|--------------|---|--|-------------------|-----------------|--------------|------------------------------------|
| Fund | 11/30/2012 | 12/31/2012 | 12/31/2012 | 12/31/2012 | 12/31/2012 | 12/31/2012 | 12/31/2012 |
| Education | 2,916,120.62 | 658,892.54 | 1,275,692.79 | | NONE | 2,299,320.37 | |
| Building and Grounds | 928,182.85 | 370.63 | 22,662.10 | | NONE | 905,891.38 | |
| Debt Service | 803,972.29 | 321.03 | 0.00 | | NONE | 804,293.32 | |
| Transportation | 23,245.02 | 106,302.77 | 106,571.89 | | NONE | 22,975.90 | |
| IMRF/Social Security | 546,592.50 | 218.26 | 60,752.21 | | NONE | 486,058.55 | |
| Capital Projects | 0.00 | | 0.00 | | NONE | 0.00 | |
| Working Cash | 1,777,559.66 | 709.80 | 0.00 | | NONE | 1,778,269.46 | |
| Tort | 374,916.86 | 493.25 | 0.00 | | | 375,410.11 | |
| Life Safety | 413,401.04 | 165.08 | 3380.42 | | NONE | 410,185.70 | |
| Total | 7,783,990.84 | 767,473.36 | 1,469,059.41 | | | 7,082,404.79 | - |
| Add CD's | - | | | | | | |
| Total with CD's | 7,783,990.84 | 767,473.36 | 1,469,059.41 | | | 7,082,404.79 | |
| Assets | | | | | | | |
| Health Fund Checking | 135,616.54 | | | | | 138,146.58 | |
| IHI Reserve Checking | 12,599.32 | | | | | 12,604.67 | |
| Building Trades | 185,900.45 | | | | | 52,622.62 | |
| Revolving Funds | 8,000.00 | | | | | 8,000.00 | |
| Total Assets | 342,116.31 | | | | | 211,373.87 | |
| Total with Assets | 8,126,107.15 | | | | | 7,293,778.66 | |

EAST RICHLAND COMMUNITY UNIT SCHOOL DISTRICT NO. 1
OLNEY, ILLINOIS

TREASURER'S REPORT
January 17, 2013

| |
|----------------------|
| CD and Cash Total |
| 12/31/2012 |
| 2,299,320.37 |
| 905,891.38 |
| 804,293.32 |
| 22,975.90 |
| 486,058.55 |
| 0.00 |
| 1,778,269.46 |
| 375,410.11 |
| 410,185.70 |
| 7,082,404.79 |
| |
| |
| |
| |
| |
| |
| |
| |
| |
| |
| |
| |
| |

\$

| Account Level | | | | Beginning | December 2012-13 | December 2012-13 | Ending | 2012-13 | | |
|---------------|------|------|----|-------------|--------------------------|-------------------|------------------|---------------|---------------|------------|
| FDTLOC | FUNC | OBJ | SJ | Description | Balance | Beginning Balance | Monthly Activity | Balance | FYTD Activity | |
| 10A010 | 1052 | 0000 | 00 | 000000 | 6,000.00 | 6,000.00 | 0.00 | 6,000.00 | 0.00 | |
| 10A010 | 1053 | 0000 | 00 | 000000 | 2,000.00 | 2,000.00 | 0.00 | 2,000.00 | 0.00 | |
| 10A010 | 1120 | 0000 | 00 | 000000 | 2,166,837.34 | 2,916,120.62 | -616,800.25 | 2,299,320.37 | 132,483.03 | |
| 10A010 | 1125 | 0000 | 00 | 000000 | 11,364.93 | 11,391.31 | 5.35 | 11,396.66 | 31.73 | |
| 10A010 | 1126 | 0000 | 00 | 000000 | 142,207.08 | 135,616.54 | 2,530.04 | 138,146.58 | -4,060.50 | |
| 10A010 | 1721 | 0000 | 00 | 000000 | 0.00 | 11,149.47 | 41,473.15 | 52,622.62 | 52,622.62 | |
| 10A010 | 1722 | 0000 | 00 | 000000 | 0.00 | 0.00 | 0.00 | 0.00 | 0.00 | |
| 10A010 | 1723 | 0000 | 00 | 000000 | 163,698.42 | 174,750.98 | -174,750.98 | 0.00 | -163,698.42 | |
| 10A--- | ---- | ---- | -- | ----- | 2,492,107.77 | 3,257,028.92 | -747,542.69 | 2,509,486.23 | 17,378.46 | |
| | | | | | | | | | | |
| 10L010 | 4310 | 0000 | 00 | 000000 | Accounts Payable | 0.00 | 0.00 | 0.00 | 0.00 | |
| 10L010 | 4811 | 0000 | 00 | 000000 | TRS | 0.00 | 0.00 | 0.00 | 0.00 | |
| 10L010 | 4812 | 0000 | 00 | 000000 | FIT | 0.00 | 0.00 | 0.00 | 0.00 | |
| 10L010 | 4813 | 0000 | 00 | 000000 | SIT | 0.00 | 0.00 | 0.00 | 0.00 | |
| 10L010 | 4814 | 0000 | 00 | 000000 | IMRF | 0.00 | 0.00 | 0.00 | 0.00 | |
| 10L010 | 4815 | 0000 | 00 | 000000 | ANNUITIES PAYABLE | 0.00 | 0.00 | 0.00 | 0.00 | |
| 10L010 | 4816 | 0000 | 00 | 000000 | EMPLOYEE INS PAYABLE | -138,571.02 | -132,006.86 | -2,535.39 | -134,542.25 | 4,028.77 |
| 10L010 | 4817 | 0000 | 00 | 000000 | FICA | 0.00 | 0.00 | 0.00 | 0.00 | |
| 10L010 | 4817 | 0000 | 10 | 000000 | MEDICARE - N/C | 0.00 | 0.00 | 0.00 | 0.00 | |
| 20L010 | 4818 | 0000 | 00 | 000000 | MEDICARE CERT | 0.00 | 0.00 | 0.00 | 0.00 | |
| 10L010 | 4819 | 0000 | 00 | 000000 | OTHER P/R DEDUCTION | -8,155.82 | -8,155.82 | 0.00 | -8,155.82 | 0.00 |
| 10L010 | 4990 | 0000 | 00 | 000000 | MISC LIAB DIRECT DEPOSIT | 0.00 | 0.00 | 0.00 | 0.00 | |
| 10L--- | ---- | ---- | -- | ----- | -146,726.84 | -140,162.68 | -2,535.39 | -142,698.07 | 4,028.77 | |
| | | | | | | | | | | |
| 10Q010 | 7300 | 0000 | 00 | 000000 | ED FUND BALANCE | -1,810,053.98 | -1,810,053.98 | 0.00 | -1,810,053.98 | 0.00 |
| 10Q010 | 7310 | 0000 | 00 | 000000 | ED REV/EXP SUMMARY | 577,505.49 | -193,979.82 | 750,078.08 | 556,098.26 | -21,407.23 |
| 10Q010 | 7320 | 0000 | 00 | 000000 | Emcumbrance | 0.00 | 0.00 | 0.00 | 0.00 | 0.00 |
| 10Q010 | 7330 | 0000 | 00 | 000000 | EXCESS/DIFFERENCE | -1,112,832.44 | -1,112,832.44 | 0.00 | -1,112,832.44 | 0.00 |
| 10Q--- | ---- | ---- | -- | ----- | -2,345,380.93 | -3,116,866.24 | 750,078.08 | -2,366,788.16 | -21,407.23 | |
| | | | | | | | | | | |
| 10---- | ---- | ---- | -- | ----- | 0.00 | 0.00 | 0.00 | 0.00 | 0.00 | |
| | | | | | | | | | | |
| 20A010 | 1120 | 0000 | 00 | 000000 | BLDG CASH ON HAND | 426,618.96 | 928,182.85 | -22,291.47 | 905,891.38 | 479,272.42 |
| 20A010 | 1210 | 0000 | 00 | 000000 | BLDG CD | 0.00 | 0.00 | 0.00 | 0.00 | 0.00 |
| 20A010 | 1310 | 0000 | 00 | 000000 | DUE FROM BLDG FUND | 0.00 | 0.00 | 0.00 | 0.00 | 0.00 |
| 20A--- | ---- | ---- | -- | ----- | 426,618.96 | 928,182.85 | -22,291.47 | 905,891.38 | 479,272.42 | |
| | | | | | | | | | | |
| 20L010 | 4310 | 0000 | 00 | 000000 | Accounts Payable | 0.00 | 0.00 | 0.00 | 0.00 | |
| 20L010 | 4812 | 0000 | 00 | 000000 | FIT | 0.00 | 0.00 | 0.00 | 0.00 | |
| 20L010 | 4813 | 0000 | 00 | 000000 | SIT | 0.00 | 0.00 | 0.00 | 0.00 | |

20

| Account Level | | | | Beginning | December 2012-13 | December 2012-13 | Ending | 2012-13 | | |
|---------------|------|------|----|-------------|----------------------------|-------------------|------------------|-----------|---------------|-------------|
| FDTLOC | FUNC | OBJ | SJ | Description | Balance | Beginning Balance | Monthly Activity | Balance | FYTD Activity | |
| 20L010 | 4814 | 0000 | 00 | 000000 | IMRF | 0.00 | 0.00 | 0.00 | 0.00 | 0.00 |
| 20L010 | 4815 | 0000 | 00 | 000000 | ANNUITIES PAYABLE | 0.00 | 0.00 | 0.00 | 0.00 | 0.00 |
| 20L010 | 4816 | 0000 | 00 | 000000 | EMPLOYEE INS PAYABLE | 0.00 | 0.00 | 0.00 | 0.00 | 0.00 |
| 20L010 | 4817 | 0000 | 00 | 000000 | FICA | 0.00 | 0.00 | 0.00 | 0.00 | 0.00 |
| 20L010 | 4817 | 0000 | 10 | 000000 | MEDICARE N/C | 0.00 | 0.00 | 0.00 | 0.00 | 0.00 |
| 20L010 | 4818 | 0000 | 00 | 000000 | MEDICARE CERT | 0.00 | 0.00 | 0.00 | 0.00 | 0.00 |
| 20L010 | 4819 | 0000 | 00 | 000000 | OTHER P/R DEDUCTIONS | 0.00 | 0.00 | 0.00 | 0.00 | 0.00 |
| 20L010 | 4990 | 0000 | 00 | 000000 | MISC LIAB DIRECT DEP | 0.00 | 0.00 | 0.00 | 0.00 | 0.00 |
| 20L--- | ---- | ---- | -- | ----- | | 0.00 | 0.00 | 0.00 | 0.00 | 0.00 |
| 20Q010 | 7300 | 0000 | 00 | 000000 | BLDG FUND BALANCE | -120,593.72 | -120,593.72 | 0.00 | -120,593.72 | 0.00 |
| 20Q010 | 7310 | 0000 | 00 | 000000 | BLDG REV/EXP SUMMARY | 1,634.65 | -499,929.24 | 22,291.47 | -477,637.77 | -479,272.42 |
| 20Q010 | 7320 | 0000 | 00 | 000000 | Emcumbrance | 0.00 | 0.00 | 0.00 | 0.00 | 0.00 |
| 20Q010 | 7330 | 0000 | 00 | 000000 | EXCESS/DIFFERENCE | -307,659.89 | -307,659.89 | 0.00 | -307,659.89 | 0.00 |
| 20Q--- | ---- | ---- | -- | ----- | | -426,618.96 | -928,182.85 | 22,291.47 | -905,891.38 | -479,272.42 |
| 20---- | ---- | ---- | -- | ----- | | 0.00 | 0.00 | 0.00 | 0.00 | 0.00 |
| 30A010 | 1120 | 0000 | 00 | 000000 | DEBT SERVICES CASH ON HAND | 298,822.43 | 803,972.29 | 321.03 | 804,293.32 | 505,470.89 |
| 30A010 | 1210 | 0000 | 00 | 000000 | DEBT SERVICES CD | 0.00 | 0.00 | 0.00 | 0.00 | 0.00 |
| 30A--- | ---- | ---- | -- | ----- | | 298,822.43 | 803,972.29 | 321.03 | 804,293.32 | 505,470.89 |
| 30L010 | 4310 | 0000 | 00 | 000000 | Accounts Payable | 0.00 | 0.00 | 0.00 | 0.00 | 0.00 |
| 30L--- | ---- | ---- | -- | ----- | | 0.00 | 0.00 | 0.00 | 0.00 | 0.00 |
| 30Q010 | 7300 | 0000 | 00 | 000000 | DEBT SERVICES FUND BALANCE | -282,524.23 | -282,524.23 | 0.00 | -282,524.23 | 0.00 |
| 30Q010 | 7310 | 0000 | 00 | 000000 | BOND REV/EXP SUMMARY | 498,135.30 | -7,014.56 | -321.03 | -7,335.59 | -505,470.89 |
| 30Q010 | 7330 | 0000 | 00 | 000000 | EXCESS/DIFFERENCE | -514,433.50 | -514,433.50 | 0.00 | -514,433.50 | 0.00 |
| 30Q--- | ---- | ---- | -- | ----- | | -298,822.43 | -803,972.29 | -321.03 | -804,293.32 | -505,470.89 |
| 30---- | ---- | ---- | -- | ----- | | 0.00 | 0.00 | 0.00 | 0.00 | 0.00 |
| 40A010 | 1120 | 0000 | 00 | 000000 | TRANS CASH ON HAND | 22,375.94 | 23,245.02 | -269.12 | 22,975.90 | 599.96 |
| 40A010 | 1125 | 0000 | 00 | 000000 | TRANS IHI RESERVE | 1,208.01 | 1,208.01 | 0.00 | 1,208.01 | 0.00 |
| 40A010 | 1210 | 0000 | 00 | 000000 | TRANS CD | 0.00 | 0.00 | 0.00 | 0.00 | 0.00 |
| 40A--- | ---- | ---- | -- | ----- | | 23,583.95 | 24,453.03 | -269.12 | 24,183.91 | 599.96 |
| 40L010 | 4310 | 0000 | 00 | 000000 | Accounts Payable | 0.00 | 0.00 | 0.00 | 0.00 | 0.00 |
| 40L010 | 4811 | 0000 | 00 | 000000 | TRS | 0.00 | 0.00 | 0.00 | 0.00 | 0.00 |
| 40L010 | 4812 | 0000 | 00 | 000000 | FIT | 0.00 | 0.00 | 0.00 | 0.00 | 0.00 |

| | | | | Account Level | Beginning | December 2012-13 | December 2012-13 | Ending | 2012-13 | | |
|--------|--------|------|------|---------------|--------------------------------|-------------------|------------------|------------|---------------|-------------|------------|
| FDTLOC | FUNC | OBJ | SJ | Description | Balance | Beginning Balance | Monthly Activity | Balance | FYTD Activity | | |
| 40L010 | 4813 | 0000 | 00 | 000000 | SIT | 0.00 | 0.00 | 0.00 | 0.00 | 0.00 | |
| 40L010 | 4814 | 0000 | 00 | 000000 | IMRF | 0.00 | 0.00 | 0.00 | 0.00 | 0.00 | |
| 40L010 | 4815 | 0000 | 00 | 000000 | ANNUITIES PAYABLE | 0.00 | 0.00 | 0.00 | 0.00 | 0.00 | |
| 40L010 | 4816 | 0000 | 00 | 000000 | EMPLOYEE INS PAYABLE | 0.00 | 0.00 | 0.00 | 0.00 | 0.00 | |
| 40L010 | 4817 | 0000 | 00 | 000000 | FICA | 0.00 | 0.00 | 0.00 | 0.00 | 0.00 | |
| 40L010 | 4817 | 0000 | 10 | 000000 | MEDICARE N/C | 0.00 | 0.00 | 0.00 | 0.00 | 0.00 | |
| 40L010 | 4818 | 0000 | 00 | 000000 | MEDICARE CERT | 0.00 | 0.00 | 0.00 | 0.00 | 0.00 | |
| 40L010 | 4819 | 0000 | 00 | 000000 | OTHER P/R DEDUCTIONS | -130.14 | -130.14 | 0.00 | -130.14 | 0.00 | |
| 40L010 | 4990 | 0000 | 00 | 000000 | MISC LIAB DIRECT DEPOSIT | 0.00 | 0.00 | 0.00 | 0.00 | 0.00 | |
| 40L--- | ---- | ---- | -- | ----- | | -130.14 | -130.14 | 0.00 | -130.14 | 0.00 | |
| | | | | | | | | | | | |
| 40Q010 | 7300 | 0000 | 00 | 000000 | TRANS FUND BALANCE | -125,788.52 | -125,788.52 | 0.00 | -125,788.52 | 0.00 | |
| 40Q010 | 7310 | 0000 | 00 | 000000 | TRAN REV/EXP SUMMARY | 218,681.81 | 217,812.73 | 269.12 | 218,081.85 | -599.96 | |
| 40Q010 | 7320 | 0000 | 00 | 000000 | Emcumbrance | 0.00 | 0.00 | 0.00 | 0.00 | 0.00 | |
| 40Q010 | 7330 | 0000 | 00 | 000000 | EXCESS/DIFFERENCE | -116,347.10 | -116,347.10 | 0.00 | -116,347.10 | 0.00 | |
| 40Q--- | ---- | ---- | -- | ----- | | -23,453.81 | -24,322.89 | 269.12 | -24,053.77 | -599.96 | |
| | | | | | | | | | | | |
| 40---- | ---- | ---- | -- | ----- | | 0.00 | 0.00 | 0.00 | 0.00 | 0.00 | |
| | | | | | | | | | | | |
| 22 | 50A010 | 1120 | 0000 | 00 | 000000 | IMRF CASH ON HAND | 129,892.01 | 546,592.50 | -60,533.95 | 486,058.55 | 356,166.54 |
| | 50A010 | 1210 | 0000 | 00 | 000000 | IMRF CD | 0.00 | 0.00 | 0.00 | 0.00 | 0.00 |
| 50A--- | ---- | ---- | -- | ----- | | 129,892.01 | 546,592.50 | -60,533.95 | 486,058.55 | 356,166.54 | |
| | | | | | | | | | | | |
| 50L010 | 4310 | 0000 | 00 | 000000 | Accounts Payable | 0.00 | 0.00 | 0.00 | 0.00 | 0.00 | |
| 50L010 | 4814 | 0000 | 00 | 000000 | IMRF | 0.00 | 0.00 | 0.00 | 0.00 | 0.00 | |
| 50L010 | 4817 | 0000 | 00 | 000000 | FICA | 0.00 | 0.00 | 0.00 | 0.00 | 0.00 | |
| 50L010 | 4818 | 0000 | 00 | 000000 | MEDICARE | 0.00 | 0.00 | 0.00 | 0.00 | 0.00 | |
| 50L010 | 4990 | 0000 | 00 | 000000 | | 0.00 | 0.00 | 0.00 | 0.00 | 0.00 | |
| 50L--- | ---- | ---- | -- | ----- | | 0.00 | 0.00 | 0.00 | 0.00 | 0.00 | |
| | | | | | | | | | | | |
| 50Q010 | 7300 | 0000 | 00 | 000000 | IMRF FUND BALANCE | -151,984.58 | -151,984.58 | 0.00 | -151,984.58 | 0.00 | |
| 50Q010 | 7310 | 0000 | 00 | 000000 | IMRF/SS REV/EXP SUMMARY | 223,439.01 | -193,261.48 | 60,533.95 | -132,727.53 | -356,166.54 | |
| 50Q010 | 7330 | 0000 | 00 | 000000 | EXCESS/DIFFERENCE | -201,346.44 | -201,346.44 | 0.00 | -201,346.44 | 0.00 | |
| 50Q--- | ---- | ---- | -- | ----- | | -129,892.01 | -546,592.50 | 60,533.95 | -486,058.55 | -356,166.54 | |
| | | | | | | | | | | | |
| 50---- | ---- | ---- | -- | ----- | | 0.00 | 0.00 | 0.00 | 0.00 | 0.00 | |
| | | | | | | | | | | | |
| 60A010 | 1120 | 0000 | 00 | 000000 | Site & Construction Cash in on | 0.00 | 0.00 | 0.00 | 0.00 | 0.00 | |
| 60A--- | ---- | ---- | -- | ----- | | 0.00 | 0.00 | 0.00 | 0.00 | 0.00 | |

| Account Level | | | | Beginning | December 2012-13 | December 2012-13 | Ending | 2012-13 | |
|---------------|------|------|-----------|-------------------------------|------------------|-------------------|------------------|---------------|---------------|
| FDTLOC | FUNC | OBJ | SJ | Description | Balance | Beginning Balance | Monthly Activity | Balance | FYTD Activity |
| 60L010 | 4310 | 0000 | 00 000000 | Accounts Payable | 0.00 | 0.00 | 0.00 | 0.00 | 0.00 |
| 60L--- | ---- | ---- | -- | ----- | 0.00 | 0.00 | 0.00 | 0.00 | 0.00 |
| 60Q010 | 7300 | 0000 | 00 000000 | SITE & CONST FUND BALANCE | 0.00 | 0.00 | 0.00 | 0.00 | 0.00 |
| 60Q010 | 7310 | 0000 | 00 000000 | SITE/CONSTRUCTION REV/EXP SUM | 0.00 | 0.00 | 0.00 | 0.00 | 0.00 |
| 60Q010 | 7330 | 0000 | 00 000000 | EXCESS/DIFFERENCE | 0.00 | 0.00 | 0.00 | 0.00 | 0.00 |
| 60Q--- | ---- | ---- | -- | ----- | 0.00 | 0.00 | 0.00 | 0.00 | 0.00 |
| 60---- | ---- | ---- | -- | ----- | 0.00 | 0.00 | 0.00 | 0.00 | 0.00 |
| 70A010 | 1120 | 0000 | 00 000000 | WORKING CASH - CASH ON HAND | 1,695,337.62 | 1,777,559.66 | 709.80 | 1,778,269.46 | 82,931.84 |
| 70A010 | 1210 | 0000 | 00 000000 | WORKING CASH CD | 0.00 | 0.00 | 0.00 | 0.00 | 0.00 |
| 70A--- | ---- | ---- | -- | ----- | 1,695,337.62 | 1,777,559.66 | 709.80 | 1,778,269.46 | 82,931.84 |
| 70Q010 | 7300 | 0000 | 00 000000 | WORKING CASH FUND BALANCE | -1,482,040.21 | -1,482,040.21 | 0.00 | -1,482,040.21 | 0.00 |
| 70Q010 | 7310 | 0000 | 00 000000 | WORKING CASH REV/EXP SUMMARY | -98,794.95 | -181,016.99 | -709.80 | -181,726.79 | -82,931.84 |
| 70Q010 | 7330 | 0000 | 00 000000 | EXCESS/DIFFERENCE | -114,502.46 | -114,502.46 | 0.00 | -114,502.46 | 0.00 |
| 70Q--- | ---- | ---- | -- | ----- | -1,695,337.62 | -1,777,559.66 | -709.80 | -1,778,269.46 | -82,931.84 |
| 70---- | ---- | ---- | -- | ----- | 0.00 | 0.00 | 0.00 | 0.00 | 0.00 |
| 80A010 | 1120 | 0000 | 00 000000 | Tort Cash on Hand | 0.00 | 374,916.86 | 493.25 | 375,410.11 | 375,410.11 |
| 80A--- | ---- | ---- | -- | ----- | 0.00 | 374,916.86 | 493.25 | 375,410.11 | 375,410.11 |
| 80L010 | 4310 | 0000 | 00 000000 | Accounts Payable | 0.00 | 0.00 | 0.00 | 0.00 | 0.00 |
| 80L--- | ---- | ---- | -- | ----- | 0.00 | 0.00 | 0.00 | 0.00 | 0.00 |
| 80Q010 | 7300 | 0000 | 00 000000 | Tort Fund Balance | 0.00 | 0.00 | 0.00 | 0.00 | 0.00 |
| 80Q010 | 7310 | 0000 | 00 000000 | TORT REV/EXP SUMMARY | 227,330.44 | -147,586.42 | -493.25 | -148,079.67 | -375,410.11 |
| 80Q010 | 7330 | 0000 | 00 000000 | EXCESS/DIFFERENCE | -227,330.44 | -227,330.44 | 0.00 | -227,330.44 | 0.00 |
| 80Q--- | ---- | ---- | -- | ----- | 0.00 | -374,916.86 | -493.25 | -375,410.11 | -375,410.11 |
| 80---- | ---- | ---- | -- | ----- | 0.00 | 0.00 | 0.00 | 0.00 | 0.00 |
| 90A010 | 1120 | 0000 | 00 000000 | LIFE SAFETY CASH ON HAND | 296,700.41 | 413,401.04 | -3,215.34 | 410,185.70 | 113,485.29 |
| 90A010 | 1210 | 0000 | 00 000000 | LIFE SAFETY CD | 0.00 | 0.00 | 0.00 | 0.00 | 0.00 |
| 90A--- | ---- | ---- | -- | ----- | 296,700.41 | 413,401.04 | -3,215.34 | 410,185.70 | 113,485.29 |
| 90L010 | 4310 | 0000 | 00 000000 | Accounts Payable | 0.00 | 0.00 | 0.00 | 0.00 | 0.00 |
| 90L010 | 4812 | 0000 | 00 000000 | L/S FIT | 0.00 | 0.00 | 0.00 | 0.00 | 0.00 |

23

| Account Level | | | | Beginning | December 2012-13 | December 2012-13 | Ending | 2012-13 | |
|------------------------|------|------|-----------|-----------------------------|-------------------|------------------|-------------|---------------|---------------|
| FDTLOC | FUNC | OBJ | SJ | Balance | Beginning Balance | Monthly Activity | Balance | FYTD Activity | |
| Description | | | | | | | | | |
| 90L010 | 4813 | 0000 | 00 000000 | L/S SIT | 0.00 | 0.00 | 0.00 | 0.00 | 0.00 |
| 90L010 | 4817 | 0000 | 00 000000 | L/S FICA | 0.00 | 0.00 | 0.00 | 0.00 | 0.00 |
| 90L010 | 4817 | 0000 | 10 000000 | L/S Medicare NC | 0.00 | 0.00 | 0.00 | 0.00 | 0.00 |
| 90L--- | ---- | ---- | -- | ----- | 0.00 | 0.00 | 0.00 | 0.00 | 0.00 |
| 90Q010 | 7300 | 0000 | 00 000000 | LIFE SAFETY FUND BALANCE | -1,128,737.03 | -1,128,737.03 | 0.00 | -1,128,737.03 | 0.00 |
| 90Q010 | 7310 | 0000 | 00 000000 | LIFE SAFETY REV/EXP SUMMARY | 121,434.28 | 4,733.65 | 3,215.34 | 7,948.99 | -113,485.29 |
| 90Q010 | 7320 | 0000 | 00 000000 | Emcumbrance | 0.00 | 0.00 | 0.00 | 0.00 | 0.00 |
| 90Q010 | 7330 | 0000 | 00 000000 | EXCESS/DIFFERENCE | 710,602.34 | 710,602.34 | 0.00 | 710,602.34 | 0.00 |
| 90Q--- | ---- | ---- | -- | ----- | -296,700.41 | -413,401.04 | 3,215.34 | -410,185.70 | -113,485.29 |
| 90---- | ---- | ---- | -- | ----- | 0.00 | 0.00 | 0.00 | 0.00 | 0.00 |
| Grand Asset Totals | | | | | 5,363,063.15 | 8,126,107.15 | -832,328.49 | 7,293,778.66 | 1,930,715.51 |
| Grand Liability Totals | | | | | -146,856.98 | -140,292.82 | -2,535.39 | -142,828.21 | 4,028.77 |
| Grand Equity Totals | | | | | -5,216,206.17 | -7,985,814.33 | 834,863.88 | -7,150,950.45 | -1,934,744.28 |
| Grand Totals | | | | | 0.00 | 0.00 | 0.00 | 0.00 | 0.00 |

24

Number of Accounts: 103

***** End of report *****

DISTRICT PAYROLL
EAST RICHLAND COMMUNITY UNIT DISTRICT NO. 1
January 17, 2013

The district payroll for the month of January 2013, for personnel on regular employment status, is the same as the payroll for the month of December 2012, with the following:

ADDITIONS: Brandi Mitchell, Bus Driver

DELETIONS: None

CHANGES: None

| Name | Monthly Gross |
|-----------------------------|----------------------|
| ALEXANDER, MARGO D | 3,590.18 |
| ALLEN, LINDA L | 1,347.26 |
| ALLEN, LORI | 4,089.78 |
| ANDERSON, JOYCE A | 4,769.80 |
| ANDERSON, LEE S | 3,897.55 |
| ANGLE, AMY J | 1,139.24 |
| ANGLE, DAVID R | 2,751.26 |
| ANSELMANT, MARK E | 3,034.04 |
| ANSELMANT, MEGAN B | 3,128.40 |
| ATEN, CARL H | 85 |
| ATKINS, BENJAMIN R | 5,562.63 |
| BAKER, DIXIE R | 2,366.24 |
| BARE, GENNIE L | 2,412.14 |
| BATEMAN, PHYLLIS | 867.82 |
| BAYLES, RICHARD A | 4,019.46 |
| BEARD, ASHLEY M | 821.82 |
| BEARD, BRENDA L | 2,175.27 |
| BELCHER, MELISSA J | 788.38 |
| BENT, ANN D | 3,324.00 |
| BERGER, CHRISTY | 3,590.18 |
| BERRY, KELLY S | 1,527.62 |
| BETTIS, COMELIA G | 1,282.30 |
| BETTIS, JULIE A | 4,237.66 |
| BEYERS, CANDACE L | 4,515.34 |
| BILLINGTON, KIMBERLY D | 914.24 |
| BILLINGTON, LISA | 4,784.58 |
| BLACKFORD, EMILY A | 3,293.74 |
| BLANK, CYNTHIA M | 2,210.16 |
| BLANK, HOLLY H | 4,243.12 |
| BOEHL, JEANA L | 1,927.50 |
| BORAH, CHRISTINE M | 2,317.28 |
| BOTKIN, AMY L | 1,673.10 |
| BRANSTETTER, CONNIE F | 505.76 |
| BRIAN, LARRY P | 630 |
| BROMELING, NAKARIN JEBEDIAH | 365.06 |
| BROOKS, MARY L | 3,030.80 |
| BROWN, AMBER | 594.15 |
| BROWN, ANGEL L | 1,512.36 |
| BUNTING, GENA | 1,512.36 |
| BURGENER, CHARISSA | 3,712.00 |
| BUSSARD, KIMILA D | 4,612.74 |
| BUSSARD, LARRY G | 10,310.26 |
| BYFORD, DONITA | 1,043.38 |
| CARLSON, PATRICIA T | 3,941.44 |
| CARMODY, DAVID | 6,891.00 |
| CARMODY, LUKAS D | 1,365.00 |

| | |
|------------------------|----------|
| CAST, RODNEY W | 624.75 |
| CATT, AMANDA LYNN | 3,857.06 |
| CAULFIELD, ANITA M | 1,275.00 |
| CAVALIER, MICHAEL A | 4,524.24 |
| CLARK, PATRICIA | 4,960.30 |
| CLINE, APRIL G | 170 |
| CLODFELTER, JULIE D | 3,870.86 |
| COMBS, ERIC W | 4,628.81 |
| COTTERELL, WILMA K | 1,105.00 |
| CRACKEL, JANICE E | 1,265.00 |
| CUMMINS, BRYAN | 5,673.74 |
| CUMMINS, DARLA J | 33 |
| DAMM, RITA A | 1,715.50 |
| DAVIS, ANGELA M | 4,303.68 |
| DAVIS, LESLIE A | 1,387.74 |
| DAVIS, PATTI J | 5,469.20 |
| DEIMEL, NANCY J | 4,324.72 |
| DELKS, NATHAN E | 2,131.51 |
| DEMEYER, NANCY L | 1,232.62 |
| DENTON, MACKENZIE T | 2,955.71 |
| DENTON, RYAN D | 3,088.32 |
| DEWEESE, SHARI A | 2,505.46 |
| DILLIER, JENNA L | 255 |
| DOAN, LONNIE | 3,250.94 |
| DOBBS, CURTIS W | 4,416.06 |
| DOBBS, TRACY L | 4,173.46 |
| DOLL, GWYNE M | 3,329.86 |
| DORIS, TAMI L | 2,046.78 |
| DORN, DEANN M | 170 |
| DOSS, JUNE E | 1,990.52 |
| DUNN, MELISSA A | 4,564.28 |
| EAGLESON, DENYSE L | 3,944.50 |
| EDWARDS, CRYSTLE L | 6,819.88 |
| ELLISON, DEBORAH E | 4,677.60 |
| ELLISON, JENNIFER L | 1,512.36 |
| ERWIN, MELISSA D | 3,680.18 |
| FEHRENBACHER, KIMBERLY | 880 |
| FLANAGAN, KRISTIN D | 4,019.46 |
| FLANAGAN, ROBERT W | 4,095.80 |
| FLEMING, JULIE L | 3,518.48 |
| FOERSTER, KASEY L | 630.78 |
| FORYS, ALLEN A | 445.5 |
| FORYS, MARGARET D | 445.5 |
| FOUST, PATRICIA J | 1,174.18 |
| FOX, MINDY K | 1,450.54 |
| FRANCIS, BRENDA G | 0 |
| FRANKLIN, RICHARD | 0 |

| | |
|-----------------------|-----------|
| FRAZIER, JANE L | 5,112.30 |
| FRICHTL, STACEY JO | 1,498.50 |
| FRITCHLEY, JENNIFER M | 3,714.52 |
| FRITSCHLE, JOYCE D | 4,994.03 |
| FULK, AMY E | 1,157.10 |
| FULK, VICKY D | 2,507.84 |
| GARDNER, KRISTINA L | 3,147.00 |
| GARDNER, MICHAEL M | 2,694.71 |
| GARRETT, ELIZABETH A | 790.52 |
| GASSMANN, LOUIS H | 4,219.98 |
| GAWTHORP, JENNIFER J | 220 |
| GEIER, DANIEL R | 220.5 |
| GEIER, SHERRY L | 5,110.02 |
| GINDER, AMANDA N | 4,911.48 |
| GINDER, CHERYL A | 1,092.66 |
| GINDER, HENRY J | 127.5 |
| GINDER, NANCY L | 1,673.10 |
| GOFF, DAVID | 5,477.40 |
| GOFF, DONNA L | 1,880.86 |
| GOSS, ROBIN D | 425 |
| GRAY, SHERI | 3,138.84 |
| GREENWOOD, JILL R | 3,457.60 |
| GROVE, BRANDIS J | 2,707.12 |
| GROVES, CHAD E | 935 |
| GROVES, MARSHA L | 5,887.10 |
| GROVES, MICHAEL W | 4,878.37 |
| GRUNDON, CINDY C | 4,359.52 |
| HAGAN, DIANA L | 4,095.80 |
| HAHN, MARGARET A | 4,516.18 |
| HAHN, SUZANNE | 10,033.28 |
| HALLAM, AMY S | 3,602.70 |
| HANES, MARY J | 382.5 |
| HANNA, SHIRLEY M | 1,289.86 |
| HARDY, ERIN T | 3,187.32 |
| HARMON, SHERRY S | 3,206.78 |
| HARRISON, CANDICE A | 2,097.60 |
| HART, CYNTHIA K | 3,229.70 |
| HART, JOSY S | 121 |
| HARTLEROAD, DANNY L | 1,606.50 |
| HARTRICH, JANETH M | 127.5 |
| HAUSSY, NATASHA J | 1,100.75 |
| HAUSSY, SUSAN R | 1,502.56 |
| HEARN, JENIFER A | 3,527.06 |
| HENDERSON, NORMAN D | 6,880.38 |
| HENDRICKSON, BRENDA | 3,634.18 |
| HERDES, SAMANTHA J | 1,306.01 |
| HIXON, THOMAS R | 1,207.46 |

| | |
|-----------------------|-----------|
| HOLT, MARILYN J | 13,896.22 |
| HORSTMEYER, MARCIA A | 253 |
| HOUCHIN, AMANDA N | 3,544.28 |
| HOUCHIN, DARRELL W | 4,171.78 |
| HOUCHIN, KIMBERLY J | 2,545.14 |
| HOUGH, SHANNON L | 4,043.40 |
| HOUT, JODY K | 3,718.42 |
| HULETT, DAKODA W | 1,861.10 |
| HUNT, SHIRLEY A | 2,662.28 |
| INGRAM, ALDA B | 974.51 |
| INSKEEP, TONIA | 500 |
| INYART, BRENT A | 4,082.40 |
| JARVIS, BOBBIE L | 2,740.78 |
| JARVIS, SAMUEL L | 1,508.42 |
| JENNER, BRENDA D | 4,045.78 |
| JOHNSON, COURTNEY L | 85 |
| JOHNSON, DARLA | 85 |
| JONES, EMILY K | 3,393.12 |
| JONES, GARY N | 3,052.76 |
| JONES, KALENDA R | 924 |
| JULIAN, AMY L | 3,954.98 |
| KAERICHER, CHELSEA J | 3,602.94 |
| KAERICHER, DAWN R | 1,691.16 |
| KERMICLE, BONNIE L | 2,705.34 |
| KEYS, JOY L | 964.78 |
| KING, MELINDA D | 3,798.78 |
| KIRBY II, ROBERT R | 3,875.12 |
| KLINGLER, STEPHANIE L | 3,938.19 |
| KNISS, CARA B | 3,125.22 |
| KNOBLOCH, RETTA G | 119 |
| KOCHER, BECKY S | 1,042.26 |
| KOCHER, BETH A | 104.5 |
| KOCHER, DAWN M | 3,798.78 |
| KOCHER-COAN, LINDA | 1,962.70 |
| KOWA, J C | 4,413.62 |
| KUENSTLER, BRIANNE | 4,372.12 |
| KUHLIG, JANET L | 4,157.40 |
| LAFACE, JANE A | 4,336.02 |
| LANKER, LINDA M | 4,237.66 |
| LATHROP, BOBBIE J | 3,287.20 |
| LATHROP, JENNIFER L | 3,523.28 |
| LEAF, JESSICA | 418.7 |
| LECRONE, CHAD E | 7,182.10 |
| LECRONE, KRISTINA A | 3,030.80 |
| LEDEKER, PAMELA K | 3,215.94 |
| LEE, DAVID W | 1,742.40 |
| LEIST, JANET S | 1,165.22 |

| | |
|-----------------------|----------|
| LEIST, MARC A | 3,943.40 |
| LEIST, PATRICIA E | 4,372.32 |
| LESLIE, REBECCA R | 3,485.42 |
| LESLIE, THOMAS L | 3,399.76 |
| LINDSEY, LEANN S | 1,027.18 |
| LOCKLEY, CYNTHIA K | 5,155.70 |
| LUTZ, ALECIA P | 446.25 |
| LYNN, GINA L | 3,088.32 |
| MADDEN, JACQUELINE D | 3,415.28 |
| MASCHHOFF, HEATHER | 1,750.03 |
| MAXEY, CONNIE F | 2,283.92 |
| MCCLLENATHAN, NANCY L | 4,093.42 |
| MCCLEAVE, ROBERTA J | 4,095.80 |
| MCCLURE, DEBORAH L | 2,912.56 |
| MCDONALD, JIMETTA L | 1,340.29 |
| MCVICKER, AMY M | 3,893.98 |
| MICHELS, JOYCE E | 4,789.72 |
| MICHELS, LINDA J | 170 |
| MICHELS, SUZANNE | 3,856.18 |
| MICHL, LINDA S | 1,178.62 |
| MILAM, HILLARY B | 1,484.26 |
| MILLER, CHERYL | 255 |
| MILLER, DARLENE J | 3,903.12 |
| MILLER, JEANETTE S | 595 |
| MILLER, KIMBERLY K | 1,673.10 |
| MILLER, MELISSA M | 3,700.34 |
| MITCHELL, BRANDI G | 735 |
| MITCHELL, MARTY | 126 |
| MORGAN, GINA E | 914.24 |
| MOSBEY, DEVEN L | 3,478.14 |
| MUFFLER, ALICIA A | 3,297.80 |
| MULLENS, MARY C | 1,512.36 |
| MURRAY, PAMELA S | 4,043.40 |
| MUSIC, MATTHEW J | 3,611.62 |
| MUSIC, SONJA R | 2,677.34 |
| NEALIS, BRADLY C | 3,851.36 |
| OCHS, KRISTY J | 4,578.00 |
| OCHS, MARY A | 1,511.26 |
| OCHS, MELISSA M | 2,226.50 |
| PAGE, KENDRA J | 3,727.96 |
| PAGE, WILLIAM D | 4,120.18 |
| PAMPE, JANICE | 4,252.50 |
| PAMPE, LISA K | 4,198.48 |
| PAULEY, MATTHEW C | 170 |
| PEAK, JANE | 680 |
| PETRELLA, RALPH J | 5,252.04 |
| PETTY, BETH G | 5,065.04 |

| | |
|----------------------------|----------|
| PHILLIPS, KAREN S | 1,584.78 |
| PHILLIPS, ROBERT L | 634.5 |
| PHILLIPPE, SAMANTHA | 2,707.12 |
| PINKSTON, SANDRA D | 544 |
| PITON, SHIRLEY A | 959.8 |
| POOL, LORI | 3,413.28 |
| POWELL, MATTHEW M | 3,393.12 |
| POWELL, MICHELLE | 3,727.96 |
| POWLESS, MARY HELEN | 272 |
| RANDOLPH, ETHAN | 1,479.00 |
| RAYMOND, RUTH A | 4,303.10 |
| REDMAN, AMANDA L | 3,267.72 |
| REDMAN, JUDITH | 1,820.18 |
| REDMAN, KRISTEN L | 4,004.98 |
| REEVES, RANDY K | 2,913.22 |
| REID, YVONNE K | 1,148.62 |
| REYNOLDS, MICHELE L | 1,293.12 |
| RHOADS, AMY | 1,225.90 |
| RIDGELY, SUZANNA | 1,534.72 |
| RISTVEDT, SHANNONE M | 1,333.78 |
| ROARK, RYAN K | 4,849.25 |
| RODGERS, KACIE N | 3,088.54 |
| RODGERS, TRACEY L | 1,205.40 |
| ROSBOROUGH-GAEDE, SANDRA L | 2,892.41 |
| ROSE, RAE | 1,104.32 |
| RUBENACKER, LORI A | 4,063.36 |
| RUNYON, MARCIA A | 1,820.18 |
| RUNYON, MELISSA A | 885.24 |
| RUSK, AMY L | 3,180.84 |
| RUSK, JULIE | 2,056.22 |
| RUSSELL SR, JEFFREY | 342 |
| SCHERER, AIMEE KRISTINA | 1,568.24 |
| SCHMUCKER, JULIE R | 1,512.36 |
| SCHONERT, MARIDEL F | 5,943.02 |
| SCHONERT, NEIL A | 340 |
| SCOTT, HEATHER L | 956.25 |
| SEESSENGOOD, BRENDA L | 2,498.57 |
| SEILER, ANITA J | 1,571.22 |
| SHAMHART, JAMIE L | 1,157.10 |
| SHAN, LAURA L | 59.5 |
| SHAN, LESLIE K | 1,105.00 |
| SHAWVER, ALEXIS B | 3,106.24 |
| SHILLING, LISA A | 988.62 |
| SHOEMAKER, KRISTIE L | 2,991.98 |
| SIMPSON, CHRIS A | 8,631.82 |
| SIMPSON, MICHELLE L | 4,318.14 |
| SLANKARD, SHERRY | 3,905.14 |

| | |
|----------------------------|----------|
| SMITH, JASON T | 3,893.98 |
| SMITH, KRISTINA | 106.25 |
| SMITH, MELINDA | 3,457.60 |
| SNIDER, SHERRI A | 4,081.08 |
| SPICER, RYAN | 3,611.62 |
| STADGE, DANIEL R | 220.5 |
| STEBER, CATHERINE A | 1,464.32 |
| STEBER, MARK | 5,328.32 |
| STEPHENS, CAMILLE A | 3,813.88 |
| STERCHI, SUSAN R | 4,731.82 |
| STEVENSON, SUSAN J | 1,479.42 |
| STIVERS, BETTY B | 1,512.36 |
| STOKICH, PATRICIA A | 522 |
| STUCK, LORA K | 401.63 |
| SWINSON, DONNA S | 1,673.10 |
| TAHTINEN, TIMOTHY A | 1,742.40 |
| TAIT, HEATHER E | 3,821.36 |
| TAYLOR, CHAD E | 3,611.62 |
| TAYLOR, LISA K | 1,800.05 |
| TENNYSON, DENNIS | 4,756.80 |
| TENNYSON, MEGAN N | 472.38 |
| THOMANN, ANDREW C | 7,017.94 |
| THOMANN, RUTH A | 0 |
| THOMAS, TONYA M | 42.5 |
| THUFTEDAL, TASHA S | 4,095.62 |
| TOTTEN, DANIEL L | 990.2 |
| TOTTEN, RUTH E | 935 |
| TRAVIS, SHELLEY A | 3,383.12 |
| TYLER, JAMIE L | 3,815.68 |
| URFER, LOREN A | 2,184.22 |
| VAAL, JAMES D | 4,278.28 |
| VAAL, SARAH K | 2,481.74 |
| VANDYKE, JAMIE L | 4,758.58 |
| VANDYKE, JESSICA P | 3,717.62 |
| VANMATRE, CHRISTINA A | 3,413.28 |
| VELAZQUEZ CHACON, LORENA E | 1,027.18 |
| VOLK, KARLA J | 1,326.16 |
| VOLK, PAULINE | 1,653.58 |
| WAGNER, DARLETA D | 645.32 |
| WALDHOFF, ROY R | 5,485.86 |
| WALKER, TERRIL | 935 |
| WALLACE, NANCY A | 5,822.70 |
| WASHBURN, BRENDA J | 4,442.34 |
| WAXLER, ELVA | 922.25 |
| WEBSTER, LESLIE E | 5,021.04 |
| WEIDNER, ADAM J | 765 |
| WEIDNER, JENNIFER L | 3,287.20 |

| | |
|-----------------------|-------------------|
| WEITKAMP, LORI L | 3,210.26 |
| WEITKAMP, WARREN D | 4,954.14 |
| WESNER, CYNTHIA A | 1,547.61 |
| WEST, PAULA J | 3,959.98 |
| WESTALL, CHERYL L | 1,895.82 |
| WESTALL, LORI A | 4,058.16 |
| WHEELER, HEATHER L | 3,088.32 |
| WHEELER, KLAYTON E | 4,120.18 |
| WHITING, TERRY L | 4,092.82 |
| WHITTNER, MICHAEL K | 6,695.16 |
| WHITTNER, SARAH E | 3,769.30 |
| WILLIAMS, BRITANIA J | 1,438.32 |
| WILLIAMS, JULIE | 663 |
| WILLIS, LEAH K | 1,512.36 |
| WILSON, CATHY L | 3,719.04 |
| WILSON, DON | 3,392.85 |
| WILSON, LELA M | 1,378.66 |
| WINGERT, JANE | 1,707.34 |
| WINTERS, SHANNON L | 4,359.52 |
| WISNER, ANGELA M | 1,740.06 |
| WOOD, MELISSA D | 1,555.03 |
| WOODS, DIANA L | 0 |
| YONAKA, MEGAN M | 1,386.50 |
| ZIEGLER, KYLE L | 2,225.36 |
| ZMUDZINSKI, GREGORY A | 3,478.14 |
| ZWILLING, ALISA L | 2,505.46 |
| Total Gross | 955,597.91 |

| Check Number | Vendor Name | Check Date | Invoice Description | Invoice Amount | Check Amount |
|--------------|----------------------|------------|---|--------------------|--------------|
| 9149 | A-1 QUALITY GLASS CO | 01/17/2013 | Window Repairs for School Year 2012 - 2013 Labor | 30.00 | 300.10 |
| | | | Window Repairs for School Year 2012 - 2013 Labor | 30.00 | |
| | | | Window Material/Parts for School Year 2012 - 2013 | 140.10 | |
| | | | Window Repairs for School Year 2012 - 2013 Labor | 100.00 | |
| 9150 | ACT, INC | 01/17/2013 | EXPLORE REPORTING PACKAGE ACT High School Monthly Electronic Score Reporting (Current Academic Year) on Encypted CD-ROM | 1,317.50 | 1,567.50 |
| | | | | 250.00 | |
| 9151 | AFPLANSERV | 01/17/2013 | PLAN BILLING FEE | 53.00 | 53.00 |
| 9152 | AKERS, JONATHON | 01/17/2013 | 21ST CENTURY - 9 HRS | 135.00 | 135.00 |
| 9153 | APEX COMMUNICATIONS | 01/17/2013 | SUPPLIES LICENSE RENEWAL, FEES, & SUPPLIES | 405.00 1,040.00 | 1,445.00 |
| 9154 | APPLE, INC | 01/17/2013 | Catalog/Item Number: MC5522M/B apple VGA Adapter; Unit price is \$29.00 | 29.00 | 58.00 |

34

| Check Number | Vendor Name | Check Date | Invoice Description | Invoice Amount | Check Amount |
|--------------|-----------------------|------------|--|--------------------------------|--------------|
| | | | Catalog/Item Number: MC5522M/B apple VGA Adapter; Unit price is \$29.00. | 29.00 | |
| 9155 | ASCD / ASSN OF SUPERV | 01/17/2013 | CRIS EDWARDS - 1670182 - Renewal for ASCD subscription | 89.00 | 89.00 |
| 9156 | ATLAS PEN & PENCIL CO | 01/17/2013 | pens for staff for christmas | 128.90 | 128.90 |
| 9157 | B & H PHOTO VIDEO | 01/17/2013 | Microphone | 309.59 | 309.59 |
| 9158 | BALDING, ERIN KATHARI | 01/17/2013 | AFTER SCHOOL TUTORING - 6.5 HRS | 53.63 | 53.63 |
| 9159 | BAYLES, STEFANIE DIAN | 01/17/2013 | 21ST CENTURY - 22.5 HRS | 185.63 | 185.63 |
| 9160 | BERGER, CHRISTY | 01/17/2013 | DEC MILEAGE | 13.32 | 13.32 |
| 9161 | BILLINGTON, LISA | 01/17/2013 | OCT & NOV MILEAGE | 90.97 | 90.97 |
| 9162 | BISHOP, SUSAN | 01/17/2013 | CHAT, TAPS CHAT TOM ZUBER - SANTA | 1,503.49 1,200.00 100.00 | 2,803.49 |
| 9163 | BREWER, ALEXANDRA MAR | 01/17/2013 | 21ST CENTURY - 22.5 HRS | 185.63 | 185.63 |
| 9164 | BROOKES PUBLISHING CO | 01/17/2013 | ASQ learning activities | 56.45 | 56.45 |
| 9165 | BUSSARD, LARRY G | 01/17/2013 | DECEMBER MILEAGE | 367.97 | 367.97 |
| 9166 | BYFORD, MICHAEL ALAN | 01/17/2013 | 21ST CENTURY - 24.75 HRS | 204.19 | 204.19 |
| 9167 | C & C GROUP | 01/17/2013 | MONTHLY MAINTENANCE MONTHLY MAINTENANCE | 1,228.00 1,228.00 | 2,456.00 |

35

| Check Number | Vendor Name | Check Date | Invoice Description | Invoice Amount | Check Amount |
|--------------|-----------------------|------------|--|----------------|--------------|
| 9168 | C & T / RICHLAND MOTO | 01/17/2013 | General Supplies for School Year 2012 - 2013 | 566.93 | 595.43 |
| | | | CUSTODIAL SUPPLIES | 28.50 | |
| 9169 | CELEBRATIONS | 01/17/2013 | alligator clips for circuits | 22.92 | 22.92 |
| 9170 | CENTRAL STATES BUS SA | 01/17/2013 | Supplies for School Year 2012 - 2013 | 120.33 | 120.33 |
| 9171 | CHARLTON, CATRINA ANN | 01/17/2013 | 21ST CENTURY - 19 HRS | 156.75 | 156.75 |
| 9172 | CHARLESTON INK | 01/17/2013 | PE Uniforms | 400.00 | 400.00 |
| 9173 | CHARLEY, INC | 01/17/2013 | 4 P2035N Printer Cartridges | 316.00 | 1,882.26 |
| | | | Upgrade Destiny Library Server to 2008 | 239.25 | |
| | | | Upgrade Destiny Library Server to 2008 | 39.00 | |
| | | | Wireless Listening Centers & Replacement Headphones | 613.00 | |
| | | | UPS Battery Replacement | 92.00 | |
| | | | Repair Plotter ERMS | | |
| | | | Repair Plotter in T&I | 217.66 | |
| | | | UPS Battery Replacement | 50.00 | |

| Check Number | Vendor Name | Check Date | Invoice Description | Invoice Amount | Check Amount |
|--------------|-----------------------|------------|--|---------------------------|--------------|
| | | | Repair Plotter ERMS ERES Printer Repairs | 315.35 | |
| 9174 | COLEMAN, RUTH | 01/17/2013 | HS MUSICAL | 358.56 | 358.56 |
| 9175 | CRAIG | 01/17/2013 | 21ST CENTURY - 7.25 HRS | 59.81 | 59.81 |
| 9176 | CUMMINS CROSSPOINT | 01/17/2013 | Labor for Schol Year 2012 - 2013 | 42.21 | 42.21 |
| 9177 | D LAWLESS HARDWARE | 01/17/2013 | Supplies for Production Tech class | 46.60 | 46.60 |
| 9178 | DAVIS, ANGELA M | 01/17/2013 | SEPT, OCT, NOV, DEC MILEAGE | 31.53 | 31.53 |
| 9179 | DAYLIGHT DONUTS | 01/17/2013 | CHAT SUPPLIES Breakfast for Meetings | 55.00 24.00 | 79.00 |
| 9180 | DEMCO, INC | 01/17/2013 | Library Display Bins and Rotating Tower Quote Ref: X2114279 | 263.97 | 263.97 |
| 9181 | DEWEESE, SHARI A | 01/17/2013 | DEC MILEAGE | 49.40 | 49.40 |
| 9182 | EAGLESON, WESLEY | 01/17/2013 | STUDENT WORKER - 27.75 HRS | 228.94 | 228.94 |
| 9183 | ECOLAB EQUIPMENT CARE | 01/17/2013 | PARTS | 285.94 | 285.94 |
| 9184 | EDWARDS, GRANT ALEXAN | 01/17/2013 | 21ST CENTURY - 10 HR | 82.50 | 82.50 |
| 9185 | EFFINGHAM BUILDERS SU | 01/17/2013 | CUSTODIAL SUPPLIES | 16.13 | 16.13 |
| 9186 | ERCU # 1 | 01/17/2013 | PI Newsletters 21ST CENTURY TRASPORTATION Food for Parent | 320.95 378.39 48.30 | 747.64 |

37

| Check Number | Vendor Name | Check Date | Invoice Description | Invoice Amount | Check Amount |
|--------------|-----------------------|------------|---|----------------|--------------|
| 9187 | ERHS | 01/17/2013 | Workshop Tiger Bottled Water | 217.20 | 217.20 |
| 9188 | FEHRENBACHER OIL CO, | 01/17/2013 | Bus Inspections for School Year 2012 - 2013 | 41.00 | 41.00 |
| 9189 | FIRE EQUIPMENT SALES, | 01/17/2013 | INSPECTION & TESTING OF FIRE EXTINGUISHERS, PARTS | 143.00 | 352.50 |
| | | | INSPECTION & TESTING OF FIRE EXTINGUISHERS, PARTS | 209.50 | |
| 9190 | FISHER AUTO PARTS | 01/17/2013 | General Supplies for School Year 2012 - 2013 | 109.16 | 109.16 |
| 9191 | FLOYD'S WELDING SERVI | 01/17/2013 | SUPPLIES | 38.00 | 38.00 |
| 9192 | FOLLETT LIBRARY RESOU | 01/17/2013 | 34 fiction/nonfiction books | 310.48 | 1,689.52 |
| | | | ERES Library - Fiction book order - ordered online - \$763.33 ceiling set on order (Less than 59 books) | 611.11 | |
| | | | ERES Library - Fiction book order - ordered online - \$763.33 ceiling set on | 145.82 | |

38

| Check Number | Vendor Name | Check Date | Invoice Description | Invoice Amount | Check Amount |
|--------------|-----------------------|------------|--|------------------|--------------|
| | | | order (Less than 59 books) books | 342.70 | |
| | | | Books, Physical | 118.96 | |
| | | | Books for classroom project. | 97.50 | |
| | | | eBook order | 62.95 | |
| 9193 | FOX RIVER FOODS, INC | 01/17/2013 | supplies for Fy12 - 14227200, 14228200, 14222800 | 15,001.93 | 15,001.93 |
| 9194 | FROHNING, MARY | 01/17/2013 | Kindermusik Mary Frohning | 50.00 | 50.00 |
| 9195 | FULK, VICKY D | 01/17/2013 | BUS PHYSICAL | 44.00 | 44.00 |
| 9196 | GANO WELDING SUPPLIES | 01/17/2013 | CUSTODIAL SUPPLIES | 3.00 | 3.00 |
| 9197 | GOODMAN SUPPLY INC | 01/17/2013 | welding supplies, rods, gas, o2, argon, wire, hoses, gloves, etc | 708.96 | 708.96 |
| 9198 | GROVE, BRANDIS J | 01/17/2013 | NOV MILEAGE DEC MILEAGE | 109.34 48.84 | 158.18 |
| 9199 | H & H MUSIC, INC | 01/17/2013 | Tenor Sax Repairs Tenor Sax Repairs | 132.30 363.67 | 495.97 |
| 9200 | HARRISON, CANDICE A | 01/17/2013 | DEC MILEAGE | 21.09 | 21.09 |
| 9201 | HILLYARD/ST LOUIS | 01/17/2013 | CUSTODIAL SUPPLIES | 67.48 | 67.48 |
| 9202 | HOUCHENS FOODS NORTH | 01/17/2013 | ACCT 5200425 IGA ~ Food and supplies to be used in Culinary | 91.80 355.75 | 615.65 |

69

| Check Number | Vendor Name | Check Date | Invoice Description | Invoice Amount | Check Amount |
|--------------|-----------------------|------------|--|------------------|--------------|
| | | | Arts 1 & 2, throughout the year. | | |
| | | | Supplies for 5thBlock (21st Century) Program | 22.41 | |
| | | | Supplies for School Year 2012 - 2013 | 145.69 | |
| 9203 | HP PRODUCTS | 01/17/2013 | CUSTODIAL SUPPLIES | 41.19 | 545.09 |
| | | | CUSTODIAL SUPPLIES | 141.70 | |
| | | | CUSTODIAL SUPPLIES | 362.20 | |
| 9204 | IL ASSN OF SCHOOL BOA | 01/17/2013 | Open Meeting Panel A/C12 Certificate for Alex Cline | 15.00 | 15.00 |
| 9205 | IL ASSN OF SCHOOL ADM | 01/17/2013 | ANNUAL LICENSE - FY12 | 275.00 | 275.00 |
| 9206 | INTERSTATE BATTERY OF | 01/17/2013 | Supplies for School Year 2012 - 1013 | 527.75 | 527.75 |
| 9207 | IVY'S COTTAGE, LLC | 01/17/2013 | INVOICE # 76595/1 flowers as needed | 40.00 33.00 | 73.00 |
| 9208 | J A SEXAUER, INC | 01/17/2013 | SUPPLIES SUPPLIES | 144.36 191.48 | 335.84 |
| 9209 | JOHNSON, MATT | 01/17/2013 | 21ST CENTURY - 3 HRS | 45.00 | 45.00 |
| 9210 | JW PEPPER & SON, INC | 01/17/2013 | Sheet music for Christmas Concert, | 202.00 | 216.75 |

40

| Check Number | Vendor Name | Check Date | Invoice Description | Invoice Amount | Check Amount |
|--------------|-----------------------|------------|--|------------------|--------------|
| | | | Christmas Parade Music for all year 2012-13 | 14.75 | |
| 9211 | KOCHER, DAWN M | 01/17/2013 | DECEMBER MILEAGE | 89.36 | 89.36 |
| 9212 | KONE ELEVATORS, INC | 01/17/2013 | QUARTERLY SERVICE | 202.02 | 202.02 |
| 9213 | KOWA, JACOB CARL | 01/17/2013 | 21ST CENTURY - 15.75 HRS | 129.94 | 129.94 |
| 9214 | KRUEGER POTTERY SUPPL | 01/17/2013 | kiln parts | 63.20 | 63.20 |
| 9215 | LAKESHORE LEARNING MA | 01/17/2013 | Supplies for Susie Bishops CHAT | 174.18 | 174.18 |
| 9216 | LANTER DISTRIBUTING L | 01/17/2013 | Commodity Deliveries FY2012 Commodity Deliveries FY2012 | 492.31 505.39 | 997.70 |
| 9217 | LECRONE, BROCK MATTHE | 01/17/2013 | 21ST CENTURY - 11HRS | 90.75 | 90.75 |
| 9218 | LEIST, PATRICIA E | 01/17/2013 | NOV MILEAGE | 4.16 | 4.16 |
| 9219 | LIBRARY VIDEO COMPANY | 01/17/2013 | 10 videos | 59.80 | 59.80 |
| 9220 | LINCOLN PRAIRIE BHC | 01/17/2013 | JACOB HEATH - INPATIENT SCHOOL EDUCATION SERVICES | 450.00 | 450.00 |
| 9221 | LITTLEJOHN, JERRY | 01/17/2013 | 21 CENTURY SUPPLIES | 150.00 | 150.00 |
| 9222 | LYNN CARD COMPANY | 01/17/2013 | Holiday Gifts/cards | 88.95 | 88.95 |
| 9223 | MADDEN, JACQUELINE D | 01/17/2013 | DEC MILEAGE | 11.10 | 11.10 |
| 9224 | MCKNIGHT, MAGGIE | 01/17/2013 | MUSICAL | 358.56 | 358.56 |
| 9225 | MILLER OFFICE EQUIPME | 01/17/2013 | Copier Supplies (Staples)/Faculty Lounge Parts & Supplies | 45.00 295.00 | 935.75 |

41

| Check Number | Vendor Name | Check Date | Invoice Description | Invoice Amount | Check Amount |
|--------------|-----------------------|------------|--|--------------------------------------|--------------|
| | | | for Office Copier Labor/Parts for copiers Room 104 & 123 | 518.00 | |
| | | | Supplies for School Year 2012 - 2013 | 29.75 | |
| | | | Copier Supplies (Staples)/Faculty Lounge | 48.00 | |
| 9226 | MILLER, TRACY, BRAUN | 01/17/2013 | PROFESSIONAL SERVICES | 210.00 | 210.00 |
| 9227 | OCHS, MARY A | 01/17/2013 | REIMBURSEMENT | 21.98 | 21.98 |
| 9228 | OCHS, MELISSA M | 01/17/2013 | 21ST CENTURY | 13.42 | 13.42 |
| 9229 | OLNEY BOWLING CENTER | 01/17/2013 | HS BOWLING | 1,245.00 | 1,245.00 |
| 9230 | OLNEY DAILY MAIL | 01/17/2013 | BOARD ADVERTISING - SCHOOL BUS BIDS | 28.56 | 28.56 |
| 42 9231 | OPHELIA'S CUP | 01/17/2013 | Ophelias Ophelias | 25.58 71.29 | 96.87 |
| 9232 | THE PAVILION FOUNDATI | 01/17/2013 | DALTON EARL, ANTHONY RUDOLPHI - HOSPITAL SERVICE, SCHOOL INSTRUCTION - NOV/DEC MARY ARMSTRONG - NOV & DEC | 750.00 300.00 | 1,050.00 |
| 9233 | PIZZA FAST / SUB FAST | 01/17/2013 | Lunches for familes Lunches for familes Lunches for familes | 65.50 65.00 49.75 | 235.25 |

| Check Number | Vendor Name | Check Date | Invoice Description | Invoice Amount | Check Amount |
|--------------|-----------------------|------------|---|---------------------|--------------|
| | | | Lunches for families | 55.00 | |
| 9234 | POOL'S BARGAIN CENTER | 01/17/2013 | Supplies for School Year 2012 - 2013 | 31.96 | 31.96 |
| 9235 | PRAIRIE FARMS DAIRY, | 01/17/2013 | Dairy Products FY 2012 | 7,500.59 | 7,500.59 |
| 9236 | PRINTFORCE, INC | 01/17/2013 | 20 Guidance Conference Request Passes, 100 sheets per pad 175 Class Folder Covers; Applied to supplied folders | 37.58 177.22 | 1,234.25 |
| | | | Open PO Print Force | 143.93 | |
| | | | 200 Curriculum Guides for Freshmen Orientation | 511.12 | |
| | | | Open PO Print Force | 104.90 | |
| | | | Printing | 259.50 | |
| 9237 | QUILL CORPORATION | 01/17/2013 | SUPPLIES | -152.75 | 298.89 |
| | | | SUPPLIES | 216.72 | |
| | | | SUPPLIES | 234.92 | |
| 9238 | RESIDENCY ADVOCATES, | 01/17/2013 | TECHNICAL ASSISTANCE AND CONSULTING SERVICES - JULY - DEC 2012 | 2,699.23 | 2,699.23 |

43

| Check Number | Vendor Name | Check Date | Invoice Description | Invoice Amount | Check Amount |
|--------------|-----------------------|------------|--|------------------------------|--------------|
| 9239 | RHOADS, AMY | 01/17/2013 | DEC MILEAGE | 33.30 | 33.30 |
| 9240 | RIDES MASS TRANSIT DI | 01/17/2013 | Rides Mass Transit | 4.00 | 4.00 |
| 9241 | RIO GRANDE | 01/17/2013 | supplies for metalsmithing silver for metalsmithing | 263.77 24.80 | 288.57 |
| 9242 | RMH PROFESSIONAL SERV | 01/17/2013 | TRANS PHYSICALS - CHERYL A GINDER - 11/08/12 ATHLETIC TRAINER | 106.31 5,000.00 | 5,106.31 |
| 9243 | ROE 12 - MONTE NEWLIN | 01/17/2013 | KALEIDOSCOPE CONFERENCE - HEATHER WHEELER, SAMANTHA PHILLIPE, DEBBIE MCCLURE, DEBORAH ELLISION EAST RICHLAND TEACHERS - TRAINING - DECEMBER 4, 2012 LORI KOCHER, DARLA CUMMINS - TRAINING - DECEMBER 4, 2012 | 360.00 2,850.00 300.00 | 3,510.00 |
| 9244 | S & L FOODS PRODUCE, | 01/17/2013 | FOOD SERVICE SUPPLIES | 853.70 | 853.70 |
| 9245 | SAMUEL MUSIC | 01/17/2013 | Electric Bass Repairs | 7.19 | 7.19 |
| 9246 | SCALE FREE | 01/17/2013 | 3 MONTHS SERVICE FOR MS UNIT | 610.00 | 610.00 |
| 9247 | SCHOLASTIC INC | 01/17/2013 | Classroom books | 817.50 | 817.50 |

44

| Check Number | Vendor Name | Check Date | Invoice Description | Invoice Amount | Check Amount |
|--------------|-----------------------|------------|--|--|--------------|
| 9248 | SERENITY ESCAPE | 01/17/2013 | PI | 75.00 | 75.00 |
| 9249 | SHELTON, WILLIAM J | 01/17/2013 | WATER SUPPLY / PUMP MAINTENANCE FOR BUS BARN - 1 YR | 272.00 | 272.00 |
| 9250 | SIJHSAA | 01/17/2013 | sijhsaa dues | 240.00 | 240.00 |
| 9251 | SIMPSON, CHRIS A | 01/17/2013 | DEC MILEAGE & MEALS | 352.14 | 352.14 |
| 9252 | SKEETER KELL SPORTING | 01/17/2013 | Practice gear basketball scorebooks and slipknot sheets scorekkeper pennie Misc. Baseball supplies as needed | 686.00 131.00 25.00 1,158.00 | 2,000.00 |
| 45 9253 | SPORTDECALS, INC | 01/17/2013 | hoodies | 426.69 | 426.69 |
| 9254 | SPORTS SUPPLY GROUP, | 01/17/2013 | Warmups / Team Shoes Misc. football supplies | 1,800.00 193.56 | 1,993.56 |
| 9255 | STAR STUDIO | 01/17/2013 | OPEN GYM | 264.00 | 264.00 |
| 9256 | STERNBERG, INC | 01/17/2013 | Supplies for School Year 2012 - 2013 Supplies for School Year 2012 - 2013 Supplies for School Year 2012 - 2013 Supplies for | 318.83 175.46 -318.83 31.53 | 3,801.28 |

| Check Number | Vendor Name | Check Date | Invoice Description | Invoice Amount | Check Amount |
|--------------|-----------------------|------------|--|----------------|--------------|
| | | | School Year 2012 - 2013 Supplies for School Year 2012 - 2013 | 63.06 | |
| | | | Supplies for School Year 2012 - 2013 | 3,531.23 | |
| 9257 | SWANN SPECIAL CARE CE | 01/17/2013 | STEVIE MUSSON - DEC | 2,400.46 | 2,400.46 |
| 9258 | SYSCO FOOD SERVICE | 01/17/2013 | Food FY 2012 | 2,379.71 | 2,379.71 |
| 9259 | TYCO INTEGRATED SECUR | 01/17/2013 | ANNUAL SERVICE CHARGE - ERES | 514.05 | 514.05 |
| 9260 | U S FOODS | 01/17/2013 | Food FY 2012 | 2,685.44 | 2,685.44 |
| 9261 | UPS | 01/17/2013 | SHIPPING CHARGES | 30.62 | 42.16 |
| | | | SHIPPING CHARGES | 11.54 | |
| 9262 | VAAL, SARAH K | 01/17/2013 | MILEAGE -OCTOBER, NOVEMBER, DECEMBER | 213.69 | 213.69 |
| 9263 | VALLEY ELECTRIC SUPP | 01/17/2013 | SUPPLIES | 516.40 | 516.40 |
| 9264 | VISA | 01/17/2013 | Wrestling travel expense/Decatur | 300.00 | 300.00 |
| 9265 | VOLK, KARLA J | 01/17/2013 | DEC MILEAGE | 23.31 | 23.31 |
| 9266 | VOSS LIGHTING | 01/17/2013 | SUPPLIES | 137.94 | 548.34 |
| | | | SUPPLIES | 207.60 | |
| | | | SUPPLIES | 202.80 | |
| 9267 | WABASH VALLEY SERVICE | 01/17/2013 | SUPPLIES | 494.60 | 19,103.07 |
| | | | Fuel for School Year 2012 - 2013 | 18,608.47 | |
| 9268 | WESNER, CYNTHIA A | 01/17/2013 | REIMBURSE LICENSE | 50.00 | 50.00 |
| 9269 | WESTON'S LAWN EQUIPME | 01/17/2013 | MOWER & SUPPLIES | 10,937.53 | 10,937.53 |
| 9270 | WILSON LANGUAGE TRAIN | 01/17/2013 | Fundations Teacher's Kit 1, | 1,351.35 | 1,351.35 |

46

| Check Number | Vendor Name | Check Date | Invoice Description | Invoice Amount | Check Amount |
|--------------|----------------------|------------|--|----------------|--------------|
| | | | Fundations Letter Board K/1, Magnetic Letter Tiles, WRS Sound Cards, WRS Deluxe Set | | |
| 9271 | WON-DOOR CORPORATION | 01/17/2013 | CUSTODIAL SUPPLIES | 55.00 | 55.00 |
| | 123 | Computer | Check(s) For a Total of | | 117,867.58 |

| | | | | |
|-----------|-----|--|-----------------------|------------|
| | 0 | Manual | Checks For a Total of | 0.00 |
| | 0 | Wire Transfer | Checks For a Total of | 0.00 |
| | 0 | ACH | Checks For a Total of | 0.00 |
| | 123 | Computer | Checks For a Total of | 117,867.58 |
| Total For | 123 | Manual, Wire Tran, ACH & Computer Checks | | 117,867.58 |
| Less | 0 | Voided | Checks For a Total of | 0.00 |
| | | | Net Amount | 117,867.58 |

| <u>VEN-KEY</u> | <u>VENDOR NAME</u> | <u>INVOICE #</u> | <u>PO NUMBER</u> | <u>BATCH</u> | <u>BANK</u> | <u>DESCRIPTION</u> | <u>LQ</u> | <u>S</u> | <u>INV DATE</u> | <u>DUE DATE</u> | <u>C</u> | <u>NET AMOUNT</u> |
|------------------------------|--------------------------|-----------------------------|------------------|--------------|-----------------|--|-----------|----------|-----------------|------------------|----------|-----------------------|
| | <u>ACH VOID DOWNLOAD</u> | <u>DISCOUNT DESCRIPTION</u> | | | <u>DISC AMT</u> | <u>ADJUSTMENT DESCRIPTION</u> | | | <u>ADJ AMT</u> | <u>CHECK NBR</u> | | <u>INVOICE AMOUNT</u> |
| A T & T 000 | A T & T | 0303163481001 | 9001300032 | DECPP | MAIN | TELEPHONE CHARGES | H | | 11/18/2012 | 12/04/2012 | R | \$375.46 |
| | | | | | | | | | | 8910 | | \$375.46 |
| NUMBER OF INVOICES: 1 | | | | | | | | | | | | \$375.46 |
| AMEREN I000 | AMEREN ILLINOIS | 1 | 9001300038 | DECPP | MAIN | ELECTRIC BILL - 55550-08019, 12751-44013, 90550-06615, 39550-01813, 00570-89004, 9550-08319 | P | H | 12/04/2012 | 12/19/2012 | R | \$3,969.36 |
| | | | | | | | | | | 9093 | | \$3,969.36 |
| NUMBER OF INVOICES: 1 | | | | | | | | | | | | \$3,969.36 |
| BARNES &000 | BARNES & NOBLE, INC | 2 | 1001300175 | DECPP | MAIN | Nook book order - ordered and downloaded online. | C | DH | 11/23/2012 | 12/04/2012 | R | \$17.68 |
| | | | | | | | | | | | | \$17.68 |
| BARNES &000 | BARNES & NOBLE, INC | 2 | 1001300175 | DECPP | MAIN | Nook book order - ordered and downloaded online. | C | VH | 11/23/2012 | 12/04/2012 | R | \$17.68 |
| | | | | | | | | | | | | \$17.68 |
| NUMBER OF INVOICES: 2 | | | | | | | | | | | | \$0.00 |
| CENTER 000 | THE CENTER | 1 | 0 | DECPP | MAIN | LARRY BUSSARD - NCLB STATEWIDE CONFERENCE - FEBRUARY 5-7, 2013 | H | | 12/17/2012 | 12/17/2012 | R | \$400.00 |
| | | | | | | | | | | 9094 | | \$400.00 |
| NUMBER OF INVOICES: 1 | | | | | | | | | | | | \$400.00 |
| CITY OF 002 | CITY OF OLNEY | 1 | 9001300041 | DECPP | MAIN | WATER BILL | H | | 11/02/2012 | 11/29/2012 | R | \$1,919.97 |
| | | | | | | | | | | 8896 | | \$1,919.97 |
| NUMBER OF INVOICES: 1 | | | | | | | | | | | | \$1,919.97 |
| CLARK H0000 | CLARK & RACKLIN LTD | 1 | 0 | DECPP | MAIN | SOUTH SIXTY-ONE FEET ON LOT | H | | 12/20/2012 | 12/20/2012 | R | \$7,130.00 |

49

| VEN-KEY | VENDOR NAME | INVOICE # | PO NUMBER | BATCH | BANK | DESCRIPTION | LQ | S | INV DATE | DUE DATE | C | NET AMOUNT | |
|-------------|-------------------------|----------------------|------------|-------|------|---|----|---|------------|------------|---|------------------------------|-------------------|
| | ACH VOID DOWNLOAD | DISCOUNT DESCRIPTION | | | | ADJUSTMENT DESCRIPTION | | | ADJ AMT | CHECK NBR | | INVOICE AMOUNT | |
| CLARK HO000 | CLARK & RACKLIN LTD | 1 | | | | *****CONTINUED***** 39 OF NORTHSIDE SUBDIVISION | | | | | | \$7,130.00 | |
| | | | | | | | | | | 9114 | | \$7,130.00 | |
| | | | | | | | | | | | | NUMBER OF INVOICES: 1 | \$7,130.00 |
| DEARBORN000 | DEARBORN NATIONAL | F19284702S | 9001300044 | DECPP | MAIN | LIFE INSURANCE | P | H | 12/14/2012 | 12/28/2012 | R | \$2,326.11 | |
| | | | | | | | | | | | | \$2,326.11 | |
| | | | | | | | | | | 9115 | | \$2,326.11 | |
| | | | | | | | | | | | | NUMBER OF INVOICES: 1 | \$2,326.11 |
| ERHS 001 | ERHS | 1 | 0 | DECPP | MAIN | REIMBURSEMENT | | H | 12/04/2012 | 12/04/2012 | R | \$2,790.00 | |
| | | | | | | | | | | | | \$2,790.00 | |
| | | | | | | | | | | 8911 | | \$2,790.00 | |
| | | | | | | | | | | | | NUMBER OF INVOICES: 1 | \$2,790.00 |
| ERMS 000 | ERMS | 1 | 0 | DECPP | MAIN | REIMBURSEMENT FOR NOVEMBER | | H | 12/12/2012 | 12/12/2012 | R | \$1,415.00 | |
| | | | | | | | | | | | | \$1,415.00 | |
| | | | | | | | | | | 9088 | | \$1,415.00 | |
| | | | | | | | | | | | | NUMBER OF INVOICES: 1 | \$1,415.00 |
| FRONTIER001 | FRONTIER | 22415914380906055 | 9001300045 | DECPP | MAIN | TELEPHONE CHARGES | | H | 11/25/2012 | 12/03/2012 | R | \$1,506.09 | |
| | | | | | | | | | | | | \$1,506.09 | |
| | | | | | | | | | | 8897 | | \$1,506.09 | |
| | | | | | | | | | | | | NUMBER OF INVOICES: 1 | \$1,506.09 |
| G E MONE000 | G E MONEY BANK / AMAZON | 1 | 3001300317 | DECPP | MAIN | Book for Tiger Paws | P | H | 11/25/2012 | 12/04/2012 | R | \$40.71 | |
| | | | | | | | | | | | | \$40.71 | |
| | | | | | | | | | | 8912 | | \$40.71 | |
| G E MONE000 | G E MONEY BANK / AMAZON | 2 | 2001300094 | DECPP | MAIN | Books | P | H | 11/25/2012 | 12/04/2012 | R | \$113.22 | |
| | | | | | | | | | | | | \$113.22 | |
| | | | | | | | | | | 8912 | | \$113.22 | |
| G E MONE000 | G E MONEY BANK / AMAZON | 3 | 1001300179 | DECPP | MAIN | Susan O'Connell's Introduction to Problem Solving Second Edition for 5th grade | P | H | 11/25/2012 | 12/04/2012 | R | \$206.94 | |

50

| <u>VEN-KEY</u> | <u>VENDOR NAME</u> | <u>INVOICE #</u> | <u>PO NUMBER</u> | <u>BATCH</u> | <u>BANK</u> | <u>DESCRIPTION</u> | <u>LQ</u> | <u>S</u> | <u>INV DATE</u> | <u>DUE DATE</u> | <u>C</u> | <u>NET AMOUNT</u> |
|------------------------------|--------------------------|-----------------------------|------------------|-----------------|-------------|--|-----------|----------|-----------------|------------------|----------|-----------------------|
| | <u>ACH VOID DOWNLOAD</u> | <u>DISCOUNT DESCRIPTION</u> | | <u>DISC AMT</u> | | <u>ADJUSTMENT DESCRIPTION</u> | | | <u>ADJ AMT</u> | <u>CHECK NBR</u> | | <u>INVOICE AMOUNT</u> |
| G E MONE000 | G E MONEY BANK / AMAZON | 3 | | | | *****CONTINUED***** | | | | | | |
| | | | | | | | | | | 8912 | | \$206.94 |
| G E MONE000 | G E MONEY BANK / AMAZON | 6045781700082398 | 5001300033 | DECPP | MAIN | Books for teacher leaders | P | H | 11/25/2012 | 12/04/2012 | R | \$203.83 |
| | | | | | | | | | | 8912 | | \$203.83 |
| NUMBER OF INVOICES: 4 | | | | | | | | | | | | \$564.70 |
| GIBSOSHE001 | GIBSON, SHERRI M. | 1 | 0 | DECPP | MAIN | 3450 - NOV MILEAGE & 15 DAYS @ 237.26 CONTRACTED SERVICES | | | 12/04/2012 | 12/04/2012 | R | \$5,473.65 |
| | | | | | | | | | | 8913 | | \$5,473.65 |
| GIBSOSHE001 | GIBSON, SHERRI | 1 | 0 | DECPP | MAIN | 3220 - DEC MILEAGE & 14 DAYS @ 237.26 CONTRACTED SERVICES | | | 12/28/2012 | 12/28/2012 | R | \$5,108.74 |
| | | | | | | | | | | 9116 | | \$5,108.74 |
| NUMBER OF INVOICES: 2 | | | | | | | | | | | | \$10,582.39 |
| HYATT RE000 | HYATT REGENCY CHICAGO | 17665 | 0 | DECPP | MAIN | EAST RICHLAND COMMUNITY SCHOOL DISTRICT - MARILYN HOLT | | | 11/12/2012 | 12/04/2012 | R | \$5,806.26 |
| | | | | | | | | | | 8914 | | \$5,806.26 |
| NUMBER OF INVOICES: 1 | | | | | | | | | | | | \$5,806.26 |
| ICEARY C000 | ICEARY CONF REGISTRATION | 1 | 0 | DECPP | MAIN | LARRY BUSSARD - ICEARY CONFERENCE 2013 - MARCH 7 & 8, 2012 | | | 12/12/2012 | 12/12/2012 | R | \$125.00 |
| | | | | | | | | | | 9089 | | \$125.00 |
| NUMBER OF INVOICES: 1 | | | | | | | | | | | | \$125.00 |
| IL GAS C000 | IL GAS COMPANY | 1 | 9001300046 | DECPP | MAIN | GAS BILL | | | 12/12/2012 | 12/19/2012 | R | \$8,071.47 |
| | | | | | | | | | | 9095 | | \$8,071.47 |

5

| <u>VEN-KEY</u> | <u>VENDOR NAME</u> | <u>INVOICE #</u> | <u>PO NUMBER</u> | <u>BATCH</u> | <u>BANK</u> | <u>DESCRIPTION</u> | <u>LQ</u> | <u>S</u> | <u>INV DATE</u> | <u>DUE DATE</u> | <u>C</u> | <u>NET AMOUNT</u> |
|--------------------------|--------------------------|-----------------------------|------------------|--------------|-----------------|---|-----------|----------|-----------------|------------------|----------|-----------------------|
| | <u>ACH VOID DOWNLOAD</u> | <u>DISCOUNT DESCRIPTION</u> | | | <u>DISC AMT</u> | <u>ADJUSTMENT DESCRIPTION</u> | | | <u>ADJ AMT</u> | <u>CHECK NBR</u> | | <u>INVOICE AMOUNT</u> |
| | | | | | | NUMBER OF INVOICES: 1 | | | | | | \$8,071.47 |
| INTERSTA002 | INTERSTATE MUSIC SUPPLY | 841176 | 3001300337 | DECPP | MAIN | Marching Percussion Supplies (drumheads, sticks, etc.) | C | H | 09/11/2012 | 12/19/2012 | R | \$1,404.79 |
| | | | | | | | | | | 9096 | | \$1,404.79 |
| | | | | | | NUMBER OF INVOICES: 1 | | | | | | \$1,404.79 |
| NORDIC 000 | NORDIC | 1 | 9001300049 | DECPP | MAIN | ELECTRIC - INVOICES 0000184730, 0000184731, 0000185157, 0000153014, 0000185155, 0000185156 | | H | 12/04/2012 | 12/12/2012 | R | \$7,001.28 |
| | | | | | | | | | | 9090 | | \$7,001.28 |
| | | | | | | NUMBER OF INVOICES: 1 | | | | | | \$7,001.28 |
| NORRIS E000 | NORRIS ELECTRIC CO-OP | 1 | 9001300057 | DECPP | MAIN | ELECTRIC - 82017842001, 82018731001, 82042027001 | | H | 12/03/2012 | 12/04/2012 | R | \$9,496.72 |
| | | | | | | | | | | 8915 | | \$9,496.72 |
| N NORRIS E000 | NORRIS ELECTRIC CO-OP | 82037340001 | 9001300057 | DECPP | MAIN | BLDG TRADES ELECTRIC - FINAL BILL | | H | 12/12/2012 | 12/12/2012 | R | \$83.21 |
| | | | | | | | | | | 9091 | | \$83.21 |
| | | | | | | NUMBER OF INVOICES: 2 | | | | | | \$9,579.93 |
| REPUBLIC000 | REPUBLIC SERVICES, INC | 0694-000563690 | 9001300051 | DECPP | MAIN | TRASH SERVICES | | H | 11/20/2012 | 12/03/2012 | R | \$1,370.18 |
| | | | | | | | | | | 8898 | | \$1,370.18 |
| | | | | | | NUMBER OF INVOICES: 1 | | | | | | \$1,370.18 |
| SIUC COL000 | SIUC COLLEGIATE FFA | 1 | 3001300144 | DECPP | MAIN | Entry Fees - FFA District CDE's - MARK STEBER | P | H | 12/05/2012 | 12/12/2012 | R | \$12.00 |
| | | | | | | | | | | 9092 | | \$12.00 |

| VEN-KEY | VENDOR NAME | INVOICE # | PO NUMBER | BATCH | BANK | DESCRIPTION | LQ | S | INV DATE | DUE DATE | C | NET AMOUNT |
|-------------|---------------------------|----------------------|------------|-------|----------|---|----|---|------------|------------|------|--------------------|
| | ACH VOID DOWNLOAD | DISCOUNT DESCRIPTION | | | DISC AMT | ADJUSTMENT DESCRIPTION | | | ADJ AMT | CHECK NBR | | INVOICE AMOUNT |
| | | | | | | NUMBER OF INVOICES: 1 | | | | | | \$12.00 |
| VERIZONW000 | VERIZONWIRELESS | 2829643648 | 9001300055 | DECPP | MAIN | CELL PHONES | H | | 11/15/2012 | 11/29/2012 | R | \$889.70 |
| | | | | | | | | | | | 8899 | \$889.70 |
| | | | | | | NUMBER OF INVOICES: 1 | | | | | | \$889.70 |
| VISA | 000 VISA | 1 | 1001300185 | DECPP | MAIN | Nook book order - ordered and downloaded online. | P | H | 12/05/2012 | 12/05/2012 | R | \$17.68 |
| | | | | | | | | | | | 8916 | \$17.68 |
| VISA | 000 VISA | 2 | 1001300171 | DECPP | MAIN | Kindergarten Math Journals Multiple User License | C | H | 11/23/2012 | 12/04/2012 | R | \$29.95 |
| | | | | | | | | | | | 8916 | \$29.95 |
| VISA | 000 VISA | 4070701310008644 | 0 | DECPP | MAIN | VISA CHARGES | H | | 11/23/2012 | 12/11/2012 | R | \$9,060.61 |
| | | | | | | | | | | | 9087 | \$9,060.61 |
| VISA | 000 VISA | 4070701310300249 | 0 | DECPP | MAIN | VISA CHARGES | H | | 11/23/2012 | 12/04/2012 | R | \$6,063.24 |
| | | | | | | | | | | | 8916 | \$6,063.24 |
| | | | | | | NUMBER OF INVOICES: 4 | | | | | | \$15,171.48 |
| WALMART | 000 WALMART COMMUNITY BRC | 00135 | 1001300016 | DECPP | MAIN | Misc. Art Supplies | P | H | 11/01/2012 | 12/04/2012 | R | \$29.91 |
| | | | | | | | | | | | 8919 | \$29.91 |
| WALMART | 000 WALMART COMMUNITY BRC | 00445 | 3001300079 | DECPP | MAIN | Classroom supplies | P | H | 10/24/2012 | 12/04/2012 | R | \$7.61 |
| | | | | | | | | | | | 8919 | \$7.61 |
| WALMART | 000 WALMART COMMUNITY BRC | 00945 | 3001300014 | DECPP | MAIN | Supplies for Auto classes | P | H | 10/26/2012 | 12/04/2012 | R | \$122.13 |
| | | | | | | | | | | | 8919 | \$122.13 |
| WALMART | 000 WALMART COMMUNITY BRC | 01211 | 3001300003 | DECPP | MAIN | classroom supplies for 2012-2013 | P | H | 10/27/2012 | 12/04/2012 | R | \$52.79 |
| | | | | | | | | | | | 8919 | \$52.79 |

53

| <u>VEN-KEY</u> | <u>VENDOR NAME</u> | <u>INVOICE #</u> | <u>PO NUMBER</u> | <u>BATCH</u> | <u>BANK</u> | <u>DESCRIPTION</u> | <u>LQ</u> | <u>S</u> | <u>INV DATE</u> | <u>DUE DATE</u> | <u>C</u> | <u>NET AMOUNT</u> |
|----------------|--------------------------|-----------------------------|------------------|-----------------|-------------|---|-----------|----------|-----------------|------------------|----------|-----------------------|
| | <u>ACH VOID DOWNLOAD</u> | <u>DISCOUNT DESCRIPTION</u> | | <u>DISC AMT</u> | | <u>ADJUSTMENT DESCRIPTION</u> | | | <u>ADJ AMT</u> | <u>CHECK NBR</u> | | <u>INVOICE AMOUNT</u> |
| WALMART 000 | WALMART COMMUNITY BRC | 01741 | 2001300097 | DECPP | MAIN | Social Studies Supplies | P | H | 11/13/2012 | 12/04/2012 | R | \$247.42 |
| | | | | | | | | | | 8919 | | \$247.42 |
| WALMART 000 | WALMART COMMUNITY BRC | 01743 | 2001300097 | DECPP | MAIN | Social Studies Supplies | P | H | 11/13/2012 | 12/04/2012 | R | \$58.69 |
| | | | | | | | | | | 8919 | | \$58.69 |
| WALMART 000 | WALMART COMMUNITY BRC | 01790 | 3001300052 | DECPP | MAIN | classroom supplies | P | H | 10/14/2012 | 12/04/2012 | R | \$33.55 |
| | | | | | | | | | | 8919 | | \$33.55 |
| WALMART 000 | WALMART COMMUNITY BRC | 02009 | 3001300300 | DECPP | MAIN | classroom supplies/ food/ consumables | P | H | 11/04/2012 | 12/04/2012 | R | \$54.38 |
| | | | | | | | | | | 8919 | | \$54.38 |
| WALMART 000 | WALMART COMMUNITY BRC | 02599 | 3001300118 | DECPP | MAIN | Walmart - Technology | P | H | 10/16/2012 | 12/04/2012 | R | \$36.49 |
| | | | | | | | | | | 8919 | | \$36.49 |
| WALMART 000 | WALMART COMMUNITY BRC | 02657 | 2001300095 | DECPP | MAIN | video camera, SD card, card reader | P | H | 11/06/2012 | 12/04/2012 | R | \$309.88 |
| | | | | | | | | | | 8919 | | \$309.88 |
| WALMART 000 | WALMART COMMUNITY BRC | 02658 | 2001300031 | DECPP | MAIN | office supplies | P | H | 11/06/2012 | 12/04/2012 | R | \$80.45 |
| | | | | | | | | | | 8919 | | \$80.45 |
| WALMART 000 | WALMART COMMUNITY BRC | 03350 | 2001300031 | DECPP | MAIN | office supplies | P | H | 11/08/2012 | 12/04/2012 | R | \$33.49 |
| | | | | | | | | | | 8919 | | \$33.49 |
| WALMART 000 | WALMART COMMUNITY BRC | 03667 | 3001300287 | DECPP | MAIN | Materials and supplies to be used throughout the school year. Will purchase in Olney, Illinois | P | H | 11/12/2012 | 12/04/2012 | R | \$15.22 |
| | | | | | | | | | | 8919 | | \$15.22 |
| WALMART 000 | WALMART COMMUNITY BRC | 04992 | 5001300039 | DECPP | MAIN | Walmart Supplies | P | H | 10/23/2012 | 12/04/2012 | R | \$94.46 |
| | | | | | | | | | | 8919 | | \$94.46 |

CS

| VEN-KEY | VENDOR NAME | INVOICE # | PO NUMBER | BATCH | BANK | DESCRIPTION | LQ | S | INV DATE | DUE DATE | C | NET AMOUNT |
|-------------|-----------------------|----------------------|------------|----------|------|---|----|---|------------|------------|---|----------------|
| | ACH VOID DOWNLOAD | DISCOUNT DESCRIPTION | | DISC AMT | | ADJUSTMENT DESCRIPTION | | | ADJ AMT | CHECK NBR | | INVOICE AMOUNT |
| WALMART 000 | WALMART COMMUNITY BRC | 05080 | 6001300074 | DECPP | MAIN | School supplies | C | H | 10/15/2012 | 12/04/2012 | R | \$99.36 |
| | | | | | | | | | | 8919 | | \$99.36 |
| WALMART 000 | WALMART COMMUNITY BRC | 05669 | 5001300039 | DECPP | MAIN | Walmart Supplies | P | H | 10/23/2012 | 12/04/2012 | R | \$16.83 |
| | | | | | | | | | | 8919 | | \$16.83 |
| WALMART 000 | WALMART COMMUNITY BRC | 05757 | 0 | DECPP | MAIN | SUPPLIES | | H | 11/13/2012 | 12/04/2012 | R | \$14.55 |
| | | | | | | | | | | 8919 | | \$14.55 |
| WALMART 000 | WALMART COMMUNITY BRC | 06491 | 3001300118 | DECPP | MAIN | Walmart - Technology | P | H | 10/30/2012 | 12/04/2012 | R | \$36.97 |
| | | | | | | | | | | 8919 | | \$36.97 |
| WALMART 000 | WALMART COMMUNITY BRC | 06723 | 2501300006 | DECPP | MAIN | miscellaneous supplies | P | H | 11/12/2012 | 12/04/2012 | R | \$13.97 |
| | | | | | | | | | | 8919 | | \$13.97 |
| WALMART 000 | WALMART COMMUNITY BRC | 06987 | 0 | DECPP | MAIN | SUPPLIES | | H | 11/01/2012 | 12/04/2012 | R | \$58.73 |
| | | | | | | | | | | 8919 | | \$58.73 |
| WALMART 000 | WALMART COMMUNITY BRC | 07905 | 3001300052 | DECPP | MAIN | classroom supplies | P | H | 11/08/2012 | 12/04/2012 | R | \$30.62 |
| | | | | | | | | | | 8919 | | \$30.62 |
| WALMART 000 | WALMART COMMUNITY BRC | 08055 | 5001300018 | DECPP | MAIN | Wal-Mart Open PO | P | H | 11/08/2012 | 12/04/2012 | R | \$20.57 |
| | | | | | | | | | | 8919 | | \$20.57 |
| WALMART 000 | WALMART COMMUNITY BRC | 08373 | 2501300006 | DECPP | MAIN | miscellaneous supplies | P | H | 10/28/2012 | 12/04/2012 | R | \$13.31 |
| | | | | | | | | | | 8919 | | \$13.31 |
| WALMART 000 | WALMART COMMUNITY BRC | 09207 | 6001300009 | DECPP | MAIN | Walmart PO for general classroom supplies (2012-2013 school year) | C | H | 10/17/2012 | 12/04/2012 | R | \$24.88 |
| | | | | | | | | | | 8919 | | \$24.88 |
| WALMART 000 | WALMART COMMUNITY BRC | 09346 | 3001300169 | DECPP | MAIN | Intro to Ag, Greenhouse Prod., Vet Science, & PSAA Misc. Class Supplies | P | H | 11/12/2012 | 12/04/2012 | R | \$58.61 |
| | | | | | | | | | | 8919 | | \$58.61 |

55

| VEN-KEY | VENDOR NAME | INVOICE # | PO NUMBER | BATCH | BANK | DESCRIPTION | LQ | S | INV DATE | DUE DATE | C | NET AMOUNT |
|-------------------|-----------------------|----------------------|------------|-------|------------------------|--|---------|---|------------|----------------|------|------------|
| ACH VOID DOWNLOAD | | DISCOUNT DESCRIPTION | DISC AMT | | ADJUSTMENT DESCRIPTION | | ADJ AMT | | CHECK NBR | INVOICE AMOUNT | | |
| WALMART 000 | WALMART COMMUNITY BRC | 09669 | 6001300033 | DECPP | MAIN | Supplie | P | H | 10/26/2012 | 12/04/2012 | R | \$22.89 |
| | | | | | | | | | | | 8919 | \$22.89 |
| WALMART 000 | WALMART COMMUNITY BRC | 09678 | 3001300028 | DECPP | MAIN | Supplies for the physics and chem labs. | P | H | 10/19/2012 | 12/04/2012 | R | \$15.58 |
| | | | | | | | | | | | 8919 | \$15.58 |
| WALMART 000 | WALMART COMMUNITY BRC | 1 | 4001300005 | DECPP | MAIN | FOOD SERVICE SUPPLIES | P | H | 11/01/2012 | 12/04/2012 | R | \$319.16 |
| | | | | | | | | | | | 8919 | \$319.16 |
| WALMART 000 | WALMART COMMUNITY BRC | 2 | 9001300066 | DECPP | MAIN | SUPPLIES | | H | 10/26/2012 | 12/04/2012 | R | \$147.70 |
| | | | | | | | | | | | 8919 | \$147.70 |
| WALMART 000 | WALMART COMMUNITY BRC | 3 | 8001300010 | DECPP | MAIN | General Supplies for School Year 2012 - 2013 | P | H | 10/26/2012 | 12/04/2012 | R | \$49.81 |
| | | | | | | | | | | | 8919 | \$49.81 |
| WALMART 000 | WALMART COMMUNITY BRC | 5770 | 2001300064 | DECPP | MAIN | Classroom supplies | P | H | 10/22/2012 | 12/04/2012 | R | \$17.29 |
| | | | | | | | | | | | 8919 | \$17.29 |

56

NUMBER OF INVOICES: 31 \$2,137.30

TOTAL NUMBER OF HISTORY INVOICES: 62 \$84,548.47
62 COMPUTER CHECK INVOICES \$84,548.47

TOTAL INVOICES: 62 \$84,548.47

BANK TOTALS: BANK MAIN BANK ACCOUNT # **A010 1120 0000 00 000000 INVOICE AMOUNT \$84,548.47 NET AMOUNT \$84,548.47

LIQUIDATION STATUS (LQ) CODE LEGEND:
L = LIQUIDATION PENDING C = CLOSED PO/NOT RECEIVING
P = PARTIAL LIQUIDATION F = FULL LIQUIDATION
BLANK = NO LIQUIDATION

***** End of report *****

EAST RICHLAND COMMUNITY UNIT #1
 COMPARISON OF FUNDS

Comparison of Funds for December 2012 ^{January 17, 2013}

| FUND | December, 2011 | December, 2012 |
|-----------------------|----------------|----------------|
| Education | 3,944,561.42 | 2,299,320.37 |
| Building and Grounds | 651,268.29 | 905,891.38 |
| Bond and Interest | 803,690.12 | 804,293.32 |
| Transportation | 127,934.28 | 22,975.90 |
| IMRF/Social Security | 416,261.56 | 486,058.55 |
| Working Cash | 1,691,344.14 | 1,778,269.46 |
| Tort Fund | 96,069.57 | 375,410.11 |
| Life Safety | 335,465.23 | 410,185.70 |
| Total Cash | 8,066,594.61 | 7,082,404.79 |
| Assets | 328,914.46 | 211,373.87 |
| Total Cash and Assets | 8,395,509.07 | 7,293,778.66 |
| GRAND TOTAL | 8,395,509.07 | 7,293,778.66 |

compfund

| Account Level | | | | 2012-13 | December 2012-13 | 2012-13 | 2012-13 | Encumbered | 2012-13 | |
|---------------|------|------|-----------|--------------------------|------------------|------------------|--------------|----------------|---------|-----------------|
| FDTLOC | FUNC | OBJ | SJ | Description | Budget | Monthly Activity | FY Activity | Batch Activity | Amount | Available Funds |
| 10R010 | 1110 | 0000 | 00 000000 | Tax Levy Education | 2,885,000.00 | 0.00 | 2,877,693.90 | 0.00 | 0.00 | 7,306.10 |
| 10R--- | 1110 | 0--- | -- | | 2,885,000.00 | 0.00 | 2,877,693.90 | 0.00 | 0.00 | 7,306.10 |
| 10R010 | 1140 | 0000 | 00 000000 | Special Ed Levy | 63,500.00 | 0.00 | 62,558.57 | 0.00 | 0.00 | 941.43 |
| 10R--- | 1140 | 0--- | -- | | 63,500.00 | 0.00 | 62,558.57 | 0.00 | 0.00 | 941.43 |
| 10R--- | 11-- | ---- | -- | | 2,948,500.00 | 0.00 | 2,940,252.47 | 0.00 | 0.00 | 8,247.53 |
| 10R010 | 1210 | 0000 | 00 000000 | Mobile Home Tax | 41,000.00 | 0.00 | 38,819.80 | 0.00 | 0.00 | 2,180.20 |
| 10R--- | 1210 | 0--- | -- | | 41,000.00 | 0.00 | 38,819.80 | 0.00 | 0.00 | 2,180.20 |
| 10R010 | 1220 | 0000 | 00 000000 | Local Housing Aut Tax | 12,000.00 | 0.00 | 10,697.24 | 0.00 | 0.00 | 1,302.76 |
| 10R--- | 1220 | 0--- | -- | | 12,000.00 | 0.00 | 10,697.24 | 0.00 | 0.00 | 1,302.76 |
| 10R010 | 1230 | 0000 | 00 000000 | Corp Pers Prop Tax | 381,100.00 | 25,453.45 | 123,436.34 | 0.00 | 0.00 | 257,663.66 |
| 10R--- | 1230 | 0--- | -- | | 381,100.00 | 25,453.45 | 123,436.34 | 0.00 | 0.00 | 257,663.66 |
| 10R--- | 12-- | ---- | -- | | 434,100.00 | 25,453.45 | 172,953.38 | 0.00 | 0.00 | 261,146.62 |
| 10R010 | 1510 | 0000 | 00 000000 | Earnings on Investments | 16,000.00 | 1,164.44 | 7,526.68 | 0.00 | 0.00 | 8,473.32 |
| 10R--- | 1510 | 0--- | -- | | 16,000.00 | 1,164.44 | 7,526.68 | 0.00 | 0.00 | 8,473.32 |
| 10R--- | 15-- | ---- | -- | | 16,000.00 | 1,164.44 | 7,526.68 | 0.00 | 0.00 | 8,473.32 |
| 10R010 | 1611 | 0000 | 00 000000 | Sales to Pupils Lunch | 210,000.00 | 12,789.10 | 85,598.10 | 0.00 | 0.00 | 124,401.90 |
| 10R--- | 1611 | 0--- | -- | | 210,000.00 | 12,789.10 | 85,598.10 | 0.00 | 0.00 | 124,401.90 |
| 10R010 | 1612 | 0000 | 00 000000 | Sales to Pupils Bfast | 23,000.00 | 1,269.80 | 7,778.60 | 0.00 | 0.00 | 15,221.40 |
| 10R--- | 1612 | 0--- | -- | | 23,000.00 | 1,269.80 | 7,778.60 | 0.00 | 0.00 | 15,221.40 |
| 10R010 | 1613 | 0000 | 00 000000 | Sales to Pupil Ala Carte | 15,000.00 | 2,217.25 | 11,764.50 | 0.00 | 0.00 | 3,235.50 |
| 10R--- | 1613 | 0--- | -- | | 15,000.00 | 2,217.25 | 11,764.50 | 0.00 | 0.00 | 3,235.50 |
| 10R010 | 1614 | 0000 | 00 000000 | Sales to Pupil Vending | 0.00 | 250.00 | 250.00 | 0.00 | 0.00 | -250.00 |
| 10R--- | 1614 | 0--- | -- | | 0.00 | 250.00 | 250.00 | 0.00 | 0.00 | -250.00 |
| 10R010 | 1615 | 0000 | 00 000000 | Bfst Lunch Debit Card | 0.00 | -644.27 | 24,944.82 | 0.00 | 0.00 | -24,944.82 |
| 10R--- | 1615 | 0--- | -- | | 0.00 | -644.27 | 24,944.82 | 0.00 | 0.00 | -24,944.82 |
| 10R010 | 1620 | 0000 | 00 000000 | Sales to Adults | 28,500.00 | 1,573.70 | 6,891.65 | 0.00 | 0.00 | 21,608.35 |
| 10R--- | 1620 | 0--- | -- | | 28,500.00 | 1,573.70 | 6,891.65 | 0.00 | 0.00 | 21,608.35 |
| 10R010 | 1690 | 0000 | 00 000000 | Other Food Sales | 5,000.00 | 300.00 | 1,856.70 | 0.00 | 0.00 | 3,143.30 |
| 10R--- | 1690 | 0--- | -- | | 5,000.00 | 300.00 | 1,856.70 | 0.00 | 0.00 | 3,143.30 |
| 10R--- | 16-- | ---- | -- | | 281,500.00 | 17,755.58 | 139,084.37 | 0.00 | 0.00 | 142,415.63 |
| 10R010 | 1711 | 0000 | 00 000000 | Athletic Admissions | 44,000.00 | 4,950.10 | 32,415.85 | 0.00 | 0.00 | 11,584.15 |
| 10R--- | 1711 | 0--- | -- | | 44,000.00 | 4,950.10 | 32,415.85 | 0.00 | 0.00 | 11,584.15 |
| 10R010 | 1720 | 0000 | 00 000000 | Lab/Lock Fees | 1,000.00 | 99.00 | 555.00 | 0.00 | 0.00 | 445.00 |
| 10R--- | 1720 | 0--- | -- | | 1,000.00 | 99.00 | 555.00 | 0.00 | 0.00 | 445.00 |
| 10R010 | 1730 | 0000 | 00 000000 | Pupil Book Sales | 200.00 | 10.00 | 43.00 | 0.00 | 0.00 | 157.00 |
| 10R--- | 1730 | 0--- | -- | | 200.00 | 10.00 | 43.00 | 0.00 | 0.00 | 157.00 |
| 10R010 | 1790 | 0000 | 00 000000 | Other Pupil Fees | 1,000.00 | 0.00 | 432.00 | 0.00 | 0.00 | 568.00 |
| 10R010 | 1790 | 0000 | 01 000000 | Xtra Curr PE Fees | 0.00 | 1,245.00 | 1,245.00 | 1,245.00 | 0.00 | -2,490.00 |
| 10R--- | 1790 | 0--- | -- | | 1,000.00 | 1,245.00 | 1,677.00 | 1,245.00 | 0.00 | -1,922.00 |
| 10R--- | 17-- | ---- | -- | | 46,200.00 | 6,304.10 | 34,690.85 | 1,245.00 | 0.00 | 10,264.15 |

508

| Account Level | | | | 2012-13 | December 2012-13 | 2012-13 | 2012-13 | Encumbered | 2012-13 | |
|---------------|------|------|-----------|------------------------|------------------|------------------|--------------|----------------|---------|-----------------|
| FDTLOC | FUNC | OBJ | SJ | Description | Budget | Monthly Activity | FY Activity | Batch Activity | Amount | Available Funds |
| 10R010 | 1811 | 0000 | 00 000000 | Book Rental Fees | 110,000.00 | 145.00 | 98,240.86 | 0.00 | 0.00 | 11,759.14 |
| 10R--- | 1811 | 0--- | -- | | 110,000.00 | 145.00 | 98,240.86 | 0.00 | 0.00 | 11,759.14 |
| 10R--- | 18-- | ---- | -- | | 110,000.00 | 145.00 | 98,240.86 | 0.00 | 0.00 | 11,759.14 |
| 10R010 | 1910 | 0000 | 00 000000 | Facilities Rental | 16,500.00 | 0.00 | 245.00 | 0.00 | 0.00 | 16,255.00 |
| 10R--- | 1910 | 0--- | -- | | 16,500.00 | 0.00 | 245.00 | 0.00 | 0.00 | 16,255.00 |
| 10R010 | 1940 | 0000 | 00 000000 | Serv Provided For SESE | 2,000.00 | 769.90 | 769.90 | 0.00 | 0.00 | 1,230.10 |
| 10R--- | 1940 | 0--- | -- | | 2,000.00 | 769.90 | 769.90 | 0.00 | 0.00 | 1,230.10 |
| 10R010 | 1950 | 0000 | 00 000000 | Refund Pr Yr Expenses | 12,500.00 | 0.00 | 12,392.58 | 0.00 | 0.00 | 107.42 |
| 10R--- | 1950 | 0--- | -- | | 12,500.00 | 0.00 | 12,392.58 | 0.00 | 0.00 | 107.42 |
| 10R010 | 1970 | 0000 | 00 000000 | Drivers Ed Fees | 12,000.00 | 0.00 | 7,037.00 | 0.00 | 0.00 | 4,963.00 |
| 10R--- | 1970 | 0--- | -- | | 12,000.00 | 0.00 | 7,037.00 | 0.00 | 0.00 | 4,963.00 |
| 10R010 | 1992 | 0000 | 00 000000 | Sale of Voc House | 184,474.00 | 0.00 | 184,473.22 | 0.00 | 0.00 | 0.78 |
| 10R--- | 1992 | 0--- | -- | | 184,474.00 | 0.00 | 184,473.22 | 0.00 | 0.00 | 0.78 |
| 10R010 | 1999 | 0000 | 00 000000 | Other Non-Pupil Fees | 16,000.00 | 381.03 | 11,150.45 | 0.00 | 0.00 | 4,849.55 |
| 10R010 | 1999 | 0000 | 01 000000 | E-Rate Refund | 25,000.00 | 0.00 | 16,044.66 | 0.00 | 0.00 | 8,955.34 |
| 10R030 | 1999 | 0000 | 00 000000 | Fuel Up 60 | 1,500.00 | 0.00 | 0.00 | 0.00 | 0.00 | 1,500.00 |
| 10R060 | 1999 | 0000 | 00 000000 | ASPIRE | 0.00 | 0.00 | 0.00 | 0.00 | 0.00 | 0.00 |
| 10R130 | 1999 | 0000 | 00 130000 | Walmart TAPP | 0.00 | 0.00 | 0.00 | 0.00 | 0.00 | 0.00 |
| 10R670 | 1999 | 0000 | 00 670000 | Tiger Safari | 1,000.00 | 0.00 | 0.00 | 0.00 | 0.00 | 1,000.00 |
| 10R680 | 1999 | 0000 | 00 680000 | CHAT | 1,000.00 | 0.00 | 0.00 | 0.00 | 0.00 | 1,000.00 |
| 10R690 | 1999 | 0000 | 00 690000 | TAPS | 0.00 | 0.00 | 0.00 | 0.00 | 0.00 | 0.00 |
| 10R730 | 1999 | 0000 | 00 730000 | TAPP JFF | 1,000.00 | 0.00 | 0.00 | 0.00 | 0.00 | 1,000.00 |
| 10R880 | 1999 | 0000 | 00 880000 | CHAT #2 JF | 10,000.00 | 20,000.00 | 20,000.00 | 0.00 | 0.00 | -10,000.00 |
| 10R--- | 1999 | 0--- | -- | | 55,500.00 | 20,381.03 | 47,195.11 | 0.00 | 0.00 | 8,304.89 |
| 10R--- | 19-- | ---- | -- | | 282,974.00 | 21,150.93 | 252,112.81 | 0.00 | 0.00 | 30,861.19 |
| 10R110 | 2100 | 0000 | 00 110000 | ROE Pre K | 57,000.00 | 0.00 | 0.00 | 0.00 | 0.00 | 57,000.00 |
| 10R--- | 2100 | 0--- | -- | | 57,000.00 | 0.00 | 0.00 | 0.00 | 0.00 | 57,000.00 |
| 10R--- | 21-- | ---- | -- | | 57,000.00 | 0.00 | 0.00 | 0.00 | 0.00 | 57,000.00 |
| 10R010 | 3001 | 0000 | 00 000000 | General State Aid | 6,752,882.00 | 518,906.34 | 2,939,443.66 | 0.00 | 0.00 | 3,813,438.34 |
| 10R--- | 3001 | 0--- | -- | | 6,752,882.00 | 518,906.34 | 2,939,443.66 | 0.00 | 0.00 | 3,813,438.34 |
| 10R--- | 30-- | ---- | -- | | 6,752,882.00 | 518,906.34 | 2,939,443.66 | 0.00 | 0.00 | 3,813,438.34 |
| 10R260 | 3100 | 0000 | 00 260000 | Spec Ed Priv Facility | 63,110.00 | 0.00 | 14,428.27 | 0.00 | 0.00 | 48,681.73 |
| 10R--- | 3100 | 0--- | -- | | 63,110.00 | 0.00 | 14,428.27 | 0.00 | 0.00 | 48,681.73 |
| 10R280 | 3105 | 0000 | 00 280000 | Spec Ed Extraordinary | 456,032.00 | 0.00 | 157,845.86 | 0.00 | 0.00 | 298,186.14 |
| 10R--- | 3105 | 0--- | -- | | 456,032.00 | 0.00 | 157,845.86 | 0.00 | 0.00 | 298,186.14 |
| 10R140 | 3110 | 0000 | 00 140000 | Spec Ed Personnel | 308,219.00 | 0.00 | 64,063.50 | 0.00 | 0.00 | 244,155.50 |
| 10R--- | 3110 | 0--- | -- | | 308,219.00 | 0.00 | 64,063.50 | 0.00 | 0.00 | 244,155.50 |
| 10R640 | 3120 | 0000 | 00 640000 | Spec Ed Orphan | 32,000.00 | 0.00 | 8,798.30 | 0.00 | 0.00 | 23,201.70 |
| 10R--- | 3120 | 0--- | -- | | 32,000.00 | 0.00 | 8,798.30 | 0.00 | 0.00 | 23,201.70 |
| 10R010 | 3145 | 0000 | 00 000000 | Spec Ed Summer Sch | 4,000.00 | 0.00 | 0.00 | 0.00 | 0.00 | 4,000.00 |

59

| Account Level | | | | 2012-13 | December 2012-13 | 2012-13 | 2012-13 | Encumbered | 2012-13 | |
|---------------|------|------|----|-------------|--------------------------|------------------|-------------|----------------|---------|-----------------|
| FDTLOC | FUNC | OBJ | SJ | Description | Budget | Monthly Activity | FY Activity | Batch Activity | Amount | Available Funds |
| 10R--- | 3145 | 0--- | -- | ----- | 4,000.00 | 0.00 | 0.00 | 0.00 | 0.00 | 4,000.00 |
| 10R--- | 31-- | ---- | -- | ----- | 863,361.00 | 0.00 | 245,135.93 | 0.00 | 0.00 | 618,225.07 |
| 10R380 | 3200 | 0000 | 00 | 380000 | Voc Ed Tech Prep | 0.00 | 0.00 | 0.00 | 0.00 | 0.00 |
| 10R--- | 3200 | 0--- | -- | ----- | 0.00 | 0.00 | 0.00 | 0.00 | 0.00 | 0.00 |
| 10R780 | 3215 | 0000 | 00 | 780000 | Voc Ed Formula | 0.00 | 0.00 | 0.00 | 0.00 | 0.00 |
| 10R--- | 3215 | 0--- | -- | ----- | 0.00 | 0.00 | 0.00 | 0.00 | 0.00 | 0.00 |
| 10R490 | 3299 | 0000 | 00 | 490000 | Voc Ed Ag Incent Grant | 2,900.00 | 0.00 | 0.00 | 0.00 | 2,900.00 |
| 10R710 | 3299 | 0000 | 00 | 710000 | Elem Career Grant | 1,406.00 | 0.00 | 0.00 | 0.00 | 1,406.00 |
| 10R780 | 3299 | 0000 | 00 | 780000 | Voc Ed Formula | 64,031.00 | 0.00 | 0.00 | 0.00 | 64,031.00 |
| 10R--- | 3299 | 0--- | -- | ----- | 68,337.00 | 0.00 | 0.00 | 0.00 | 0.00 | 68,337.00 |
| 10R--- | 32-- | ---- | -- | ----- | 68,337.00 | 0.00 | 0.00 | 0.00 | 0.00 | 68,337.00 |
| 10R350 | 3360 | 0000 | 00 | 350000 | St Lunch/Bfast Reimb | 27,600.00 | 0.00 | 9,007.32 | 0.00 | 18,592.68 |
| 10R--- | 3360 | 0--- | -- | ----- | 27,600.00 | 0.00 | 9,007.32 | 0.00 | 0.00 | 18,592.68 |
| 10R010 | 3365 | 0000 | 00 | 000000 | BREAKFAST INCENTIVE | 0.00 | 0.00 | 0.00 | 0.00 | 0.00 |
| 10R--- | 3365 | 0--- | -- | ----- | 0.00 | 0.00 | 0.00 | 0.00 | 0.00 | 0.00 |
| 10R310 | 3370 | 0000 | 00 | 310000 | Drivers Education Reimb | 31,000.00 | 0.00 | 10,226.73 | 0.00 | 20,773.27 |
| 10R--- | 3370 | 0--- | -- | ----- | 31,000.00 | 0.00 | 10,226.73 | 0.00 | 0.00 | 20,773.27 |
| 10R--- | 33-- | ---- | -- | ----- | 58,600.00 | 0.00 | 19,234.05 | 0.00 | 0.00 | 39,365.95 |
| 10R550 | 3695 | 0000 | 00 | 550000 | TAOEP | 25,845.00 | 0.00 | 25,845.00 | 0.00 | 0.00 |
| 10R750 | 3695 | 0000 | 00 | 750000 | TAOEP | 51,684.00 | 0.00 | 0.00 | 0.00 | 51,684.00 |
| 10R--- | 3695 | 0--- | -- | ----- | 77,529.00 | 0.00 | 25,845.00 | 0.00 | 0.00 | 51,684.00 |
| 10R--- | 36-- | ---- | -- | ----- | 77,529.00 | 0.00 | 25,845.00 | 0.00 | 0.00 | 51,684.00 |
| 10R110 | 3705 | 0000 | 00 | 110000 | Early Child Block Grant | 389,231.00 | 0.00 | 0.00 | 0.00 | 389,231.00 |
| 10R510 | 3705 | 0000 | 00 | 510000 | ECE Block Grant-FY06 | 115,164.00 | 0.00 | 115,164.00 | 0.00 | 0.00 |
| 10R--- | 3705 | 0--- | -- | ----- | 504,395.00 | 0.00 | 115,164.00 | 0.00 | 0.00 | 389,231.00 |
| 10R570 | 3715 | 0000 | 00 | 570000 | Reading Improvement | 0.00 | 0.00 | 0.00 | 0.00 | 0.00 |
| 10R--- | 3715 | 0--- | -- | ----- | 0.00 | 0.00 | 0.00 | 0.00 | 0.00 | 0.00 |
| 10R790 | 3775 | 0000 | 00 | 790000 | ADA Safety/Ed Block Gran | 0.00 | 0.00 | 0.00 | 0.00 | 0.00 |
| 10R--- | 3775 | 0--- | -- | ----- | 0.00 | 0.00 | 0.00 | 0.00 | 0.00 | 0.00 |
| 10R--- | 37-- | ---- | -- | ----- | 504,395.00 | 0.00 | 115,164.00 | 0.00 | 0.00 | 389,231.00 |
| 10R240 | 3800 | 0000 | 00 | 240000 | Sec of State Lib Grant | 0.00 | 0.00 | 0.00 | 0.00 | 0.00 |
| 10R--- | 3800 | 0--- | -- | ----- | 0.00 | 0.00 | 0.00 | 0.00 | 0.00 | 0.00 |
| 10R--- | 38-- | ---- | -- | ----- | 0.00 | 0.00 | 0.00 | 0.00 | 0.00 | 0.00 |
| 10R010 | 3999 | 0000 | 05 | 000000 | National Bd Cert | 0.00 | 0.00 | 0.00 | 0.00 | 0.00 |
| 10R120 | 3999 | 0000 | 00 | 120000 | LAPTOP GRANT | 0.00 | 0.00 | 0.00 | 0.00 | 0.00 |
| 10R240 | 3999 | 0000 | 00 | 240000 | Library Grant | 1,594.00 | 0.00 | 1,593.30 | 0.00 | 0.70 |
| 10R--- | 3999 | 0--- | -- | ----- | 1,594.00 | 0.00 | 1,593.30 | 0.00 | 0.00 | 0.70 |
| 10R--- | 39-- | ---- | -- | ----- | 1,594.00 | 0.00 | 1,593.30 | 0.00 | 0.00 | 0.70 |
| 10R420 | 4210 | 0000 | 00 | 420000 | Fed Lunch Prog Reimb | 368,000.00 | 46,894.07 | 116,107.39 | 0.00 | 251,892.61 |
| 10R--- | 4210 | 0--- | -- | ----- | 368,000.00 | 46,894.07 | 116,107.39 | 0.00 | 0.00 | 251,892.61 |

09

| Account Level | | | | 2012-13 | December 2012-13 | 2012-13 | 2012-13 | Encumbered | 2012-13 | |
|---------------|------|------|----|----------------------------------|------------------|------------------|-------------|----------------|---------|-----------------|
| FDTLOC | FUNC | OBJ | SJ | Description | Budget | Monthly Activity | FY Activity | Batch Activity | Amount | Available Funds |
| 10R420 | 4215 | 0000 | 00 | 420000 Fed Special Milk Program | 2,200.00 | 234.90 | 580.06 | 0.00 | 0.00 | 1,619.94 |
| 10R--- | 4215 | 0--- | -- | ----- | 2,200.00 | 234.90 | 580.06 | 0.00 | 0.00 | 1,619.94 |
| 10R430 | 4220 | 0000 | 00 | 430000 Fed Bfast Prog Reimb | 115,000.00 | 14,781.00 | 36,030.71 | 0.00 | 0.00 | 78,969.29 |
| 10R--- | 4220 | 0--- | -- | ----- | 115,000.00 | 14,781.00 | 36,030.71 | 0.00 | 0.00 | 78,969.29 |
| 10R420 | 4250 | 0000 | 00 | 420000 Child Nutrition Commodity | 0.00 | 0.00 | 0.00 | 0.00 | 0.00 | 0.00 |
| 10R--- | 4250 | 0--- | -- | ----- | 0.00 | 0.00 | 0.00 | 0.00 | 0.00 | 0.00 |
| 10R420 | 4299 | 0000 | 00 | 420000 Child Nutrition | 0.00 | 0.00 | 0.00 | 0.00 | 0.00 | 0.00 |
| 10R--- | 4299 | 0--- | -- | ----- | 0.00 | 0.00 | 0.00 | 0.00 | 0.00 | 0.00 |
| 10R--- | 42-- | ---- | -- | ----- | 485,200.00 | 61,909.97 | 152,718.16 | 0.00 | 0.00 | 332,481.84 |
| 10R100 | 4300 | 0000 | 00 | 100000 Title I Grant - Reading | 482,906.00 | 0.00 | 55,920.00 | 0.00 | 0.00 | 426,986.00 |
| 10R500 | 4300 | 0000 | 00 | 500000 Title I | 173,095.00 | 0.00 | 173,095.00 | 0.00 | 0.00 | 0.00 |
| 10R--- | 4300 | 0--- | -- | ----- | 656,001.00 | 0.00 | 229,015.00 | 0.00 | 0.00 | 426,986.00 |
| 10R--- | 43-- | ---- | -- | ----- | 656,001.00 | 0.00 | 229,015.00 | 0.00 | 0.00 | 426,986.00 |
| 10R170 | 4400 | 0000 | 00 | 170000 Title IV Grant - Drug Fr | 0.00 | 0.00 | 0.00 | 0.00 | 0.00 | 0.00 |
| 10R--- | 4400 | 0--- | -- | ----- | 0.00 | 0.00 | 0.00 | 0.00 | 0.00 | 0.00 |
| 10R070 | 4421 | 0000 | 00 | 000000 Century 21 Comm Learning | 59,460.00 | 0.00 | 59,460.00 | 0.00 | 0.00 | 0.00 |
| 10R470 | 4421 | 0000 | 00 | 470000 21st Cent Grant | 135,000.00 | 0.00 | 3,730.00 | 0.00 | 0.00 | 131,270.00 |
| 10R--- | 4421 | 0--- | -- | ----- | 194,460.00 | 0.00 | 63,190.00 | 0.00 | 0.00 | 131,270.00 |
| 10R--- | 44-- | ---- | -- | ----- | 194,460.00 | 0.00 | 63,190.00 | 0.00 | 0.00 | 131,270.00 |
| 10R150 | 4620 | 0000 | 00 | 150000 Spec Ed Flow thru SESE | 1,633.00 | 0.00 | 0.00 | 0.00 | 0.00 | 1,633.00 |
| 10R--- | 4620 | 0--- | -- | ----- | 1,633.00 | 0.00 | 0.00 | 0.00 | 0.00 | 1,633.00 |
| 10R260 | 4625 | 0000 | 00 | 260000 Fed SpEd IDEA Rm/Board | 115,000.00 | 0.00 | 39,008.62 | 0.00 | 0.00 | 75,991.38 |
| 10R--- | 4625 | 0--- | -- | ----- | 115,000.00 | 0.00 | 39,008.62 | 0.00 | 0.00 | 75,991.38 |
| 10R--- | 46-- | ---- | -- | ----- | 116,633.00 | 0.00 | 39,008.62 | 0.00 | 0.00 | 77,624.38 |
| 10R540 | 4770 | 0000 | 00 | 540000 Fed Voc Ed Tech Prep | 0.00 | 0.00 | 0.00 | 0.00 | 0.00 | 0.00 |
| 10R--- | 4770 | 0--- | -- | ----- | 0.00 | 0.00 | 0.00 | 0.00 | 0.00 | 0.00 |
| 10R390 | 4799 | 0000 | 00 | 390000 V E Perkins T-IIC 2 Tutor | 11,000.00 | 0.00 | 0.00 | 0.00 | 0.00 | 11,000.00 |
| 10R--- | 4799 | 0--- | -- | ----- | 11,000.00 | 0.00 | 0.00 | 0.00 | 0.00 | 11,000.00 |
| 10R--- | 47-- | ---- | -- | ----- | 11,000.00 | 0.00 | 0.00 | 0.00 | 0.00 | 11,000.00 |
| 10R090 | 4876 | 0000 | 00 | 000000 Cloud Grant ICCP | 0.00 | 0.00 | 0.00 | 0.00 | 0.00 | 0.00 |
| 10R--- | 4876 | 0--- | -- | ----- | 0.00 | 0.00 | 0.00 | 0.00 | 0.00 | 0.00 |
| 10R160 | 4880 | 0000 | 00 | 160000 Education Jobs Fund | 10,261.00 | 0.00 | 10,261.00 | 0.00 | 0.00 | 0.00 |
| 10R--- | 4880 | 0--- | -- | ----- | 10,261.00 | 0.00 | 10,261.00 | 0.00 | 0.00 | 0.00 |
| 10R--- | 48-- | ---- | -- | ----- | 10,261.00 | 0.00 | 10,261.00 | 0.00 | 0.00 | 0.00 |
| 10R180 | 4901 | 0000 | 00 | 180000 Race To The Top | 16,832.00 | 0.00 | 14.00 | 0.00 | 0.00 | 16,818.00 |
| 10R180 | 4901 | 0000 | 01 | 180000 Race To The Top Induction | 1,741.00 | 0.00 | 0.00 | 0.00 | 0.00 | 1,741.00 |
| 10R--- | 4901 | 0--- | -- | ----- | 18,573.00 | 0.00 | 14.00 | 0.00 | 0.00 | 18,559.00 |
| 10R330 | 4932 | 0000 | 00 | 330000 Title II Teacher Quality | 119,048.00 | 0.00 | 15,543.00 | 0.00 | 0.00 | 103,505.00 |
| 10R530 | 4932 | 0000 | 00 | 530000 Title II FY06 | 39,853.00 | 0.00 | 39,853.00 | 0.00 | 0.00 | 0.00 |
| 10R--- | 4932 | 0--- | -- | ----- | 158,901.00 | 0.00 | 55,396.00 | 0.00 | 0.00 | 103,505.00 |

19

| Account Level | | | | 2012-13 | December 2012-13 | 2012-13 | 2012-13 | Encumbered | 2012-13 | |
|---------------|------|------|----|------------------------------------|------------------|------------------|--------------|----------------|---------|-----------------|
| FDTLOC | FUNC | OBJ | SJ | Description | Budget | Monthly Activity | FY Activity | Batch Activity | Amount | Available Funds |
| 10R920 | 4991 | 0000 | 00 | 920000 Medicaid Adm Outreach | 50,000.00 | 0.00 | 21,270.41 | 0.00 | 0.00 | 28,729.59 |
| 10R--- | 4991 | 0--- | -- | ----- | 50,000.00 | 0.00 | 21,270.41 | 0.00 | 0.00 | 28,729.59 |
| 10R920 | 4992 | 0000 | 00 | 920000 Medicaid Fee For Service | 80,000.00 | 1,092.77 | 25,081.46 | 0.00 | 0.00 | 54,918.54 |
| 10R--- | 4992 | 0--- | -- | ----- | 80,000.00 | 1,092.77 | 25,081.46 | 0.00 | 0.00 | 54,918.54 |
| 10R410 | 4998 | 0000 | 00 | 410000 JROTC Reimbursement | 60,000.00 | 5,009.96 | 29,720.00 | 0.00 | 0.00 | 30,280.00 |
| 10R--- | 4998 | 0--- | -- | ----- | 60,000.00 | 5,009.96 | 29,720.00 | 0.00 | 0.00 | 30,280.00 |
| 10R--- | 49-- | ---- | -- | ----- | 367,474.00 | 6,102.73 | 131,481.87 | 0.00 | 0.00 | 235,992.13 |
| 1-R--- | ---- | ---- | -- | ----- | 14,344,001.00 | 658,892.54 | 7,616,952.01 | 1,245.00 | 0.00 | 6,725,803.99 |
| 20R010 | 1111 | 0000 | 00 | 000000 BLDG LEVY | 781,983.00 | 0.00 | 781,982.05 | 0.00 | 0.00 | 0.95 |
| 20R--- | 1111 | 0--- | -- | ----- | 781,983.00 | 0.00 | 781,982.05 | 0.00 | 0.00 | 0.95 |
| 20R--- | 11-- | ---- | -- | ----- | 781,983.00 | 0.00 | 781,982.05 | 0.00 | 0.00 | 0.95 |
| 20R010 | 1510 | 0000 | 00 | 000000 Earnings on Investments | 3,200.00 | 370.63 | 1,890.36 | 0.00 | 0.00 | 1,309.64 |
| 20R--- | 1510 | 0--- | -- | ----- | 3,200.00 | 370.63 | 1,890.36 | 0.00 | 0.00 | 1,309.64 |
| 20R--- | 15-- | ---- | -- | ----- | 3,200.00 | 370.63 | 1,890.36 | 0.00 | 0.00 | 1,309.64 |
| 20R010 | 1999 | 0000 | 00 | 000000 Other Bldg Rev-Ins Reim etc | 3,000.00 | 0.00 | 93.65 | 0.00 | 0.00 | 2,906.35 |
| 20R010 | 1999 | 0000 | 01 | 000000 Other Bldg Rev | 0.00 | 0.00 | 0.00 | 0.00 | 0.00 | 0.00 |
| 20R--- | 1999 | 0--- | -- | ----- | 3,000.00 | 0.00 | 93.65 | 0.00 | 0.00 | 2,906.35 |
| 20R--- | 19-- | ---- | -- | ----- | 3,000.00 | 0.00 | 93.65 | 0.00 | 0.00 | 2,906.35 |
| 2-R--- | ---- | ---- | -- | ----- | 788,183.00 | 370.63 | 783,966.06 | 0.00 | 0.00 | 4,216.94 |
| 30R010 | 1112 | 0000 | 00 | 000000 BOND AND INTEREST LEVY | 1,045,845.00 | 0.00 | 1,044,585.94 | 0.00 | 0.00 | 1,259.06 |
| 30R--- | 1112 | 0--- | -- | ----- | 1,045,845.00 | 0.00 | 1,044,585.94 | 0.00 | 0.00 | 1,259.06 |
| 30R--- | 11-- | ---- | -- | ----- | 1,045,845.00 | 0.00 | 1,044,585.94 | 0.00 | 0.00 | 1,259.06 |
| 30R010 | 1510 | 0000 | 00 | 000000 Earnings on Investments | 4,100.00 | 321.03 | 1,753.08 | 0.00 | 0.00 | 2,346.92 |
| 30R--- | 1510 | 0--- | -- | ----- | 4,100.00 | 321.03 | 1,753.08 | 0.00 | 0.00 | 2,346.92 |
| 30R--- | 15-- | ---- | -- | ----- | 4,100.00 | 321.03 | 1,753.08 | 0.00 | 0.00 | 2,346.92 |
| 3-R--- | ---- | ---- | -- | ----- | 1,049,945.00 | 321.03 | 1,046,339.02 | 0.00 | 0.00 | 3,605.98 |
| 40R080 | 1113 | 0000 | 00 | 000000 TRANS LEVY | 312,793.00 | 0.00 | 312,792.82 | 0.00 | 0.00 | 0.18 |
| 40R--- | 1113 | 0--- | -- | ----- | 312,793.00 | 0.00 | 312,792.82 | 0.00 | 0.00 | 0.18 |
| 40R--- | 11-- | ---- | -- | ----- | 312,793.00 | 0.00 | 312,792.82 | 0.00 | 0.00 | 0.18 |
| 40R080 | 1412 | 0000 | 00 | 000000 Reg Trans from Pre-K | 5,000.00 | 4,714.00 | 8,209.74 | 0.00 | 0.00 | -3,209.74 |
| 40R--- | 1412 | 0--- | -- | ----- | 5,000.00 | 4,714.00 | 8,209.74 | 0.00 | 0.00 | -3,209.74 |
| 40R080 | 1413 | 0000 | 00 | 000000 Reg Trans Fee Private | 4,500.00 | 0.00 | 0.00 | 0.00 | 0.00 | 4,500.00 |
| 40R--- | 1413 | 0--- | -- | ----- | 4,500.00 | 0.00 | 0.00 | 0.00 | 0.00 | 4,500.00 |
| 40R080 | 1415 | 0000 | 00 | 000000 Reg Trans Pupil Co-Curr | 17,500.00 | 1,329.49 | 7,268.66 | 0.00 | 0.00 | 10,231.34 |
| 40R--- | 1415 | 0--- | -- | ----- | 17,500.00 | 1,329.49 | 7,268.66 | 0.00 | 0.00 | 10,231.34 |
| 40R080 | 1442 | 0000 | 00 | 000000 Sp Ed Trans from SESE | 4,500.00 | 0.00 | 0.00 | 0.00 | 0.00 | 4,500.00 |
| 40R--- | 1442 | 0--- | -- | ----- | 4,500.00 | 0.00 | 0.00 | 0.00 | 0.00 | 4,500.00 |
| 40R--- | 14-- | ---- | -- | ----- | 31,500.00 | 6,043.49 | 15,478.40 | 0.00 | 0.00 | 16,021.60 |
| 40R080 | 1510 | 0000 | 00 | 000000 Earnings on Investments | 900.00 | 9.28 | 250.37 | 0.00 | 0.00 | 649.63 |
| 40R--- | 1510 | 0--- | -- | ----- | 900.00 | 9.28 | 250.37 | 0.00 | 0.00 | 649.63 |

29

| Account Level | | | | 2012-13 | December 2012-13 | 2012-13 | 2012-13 | Encumbered | 2012-13 | |
|---------------|------|------|----|-------------|--------------------------|------------------|-------------|----------------|---------|-----------------|
| FDTLOC | FUNC | OBJ | SJ | Description | Budget | Monthly Activity | FY Activity | Batch Activity | Amount | Available Funds |
| 40R--- | 15-- | ---- | -- | ----- | 900.00 | 9.28 | 250.37 | 0.00 | 0.00 | 649.63 |
| 40R080 | 1950 | 0000 | 00 | 000000 | Refund Prior Yr Expense | 100.00 | 0.00 | 75.00 | 0.00 | 25.00 |
| 40R--- | 1950 | 0--- | -- | ----- | 100.00 | 0.00 | 75.00 | 0.00 | 0.00 | 25.00 |
| 40R080 | 1999 | 0000 | 00 | 000000 | Insrnc Rmb/Othr Misc | 6,700.00 | 250.00 | 516.36 | 0.00 | 6,183.64 |
| 40R--- | 1999 | 0--- | -- | ----- | 6,700.00 | 250.00 | 516.36 | 0.00 | 0.00 | 6,183.64 |
| 40R--- | 19-- | ---- | -- | ----- | 6,800.00 | 250.00 | 591.36 | 0.00 | 0.00 | 6,208.64 |
| 40R010 | 3001 | 0000 | 00 | 000000 | STATE AIDE | 55,000.00 | 100,000.00 | 155,000.00 | 0.00 | -100,000.00 |
| 40R--- | 3001 | 0--- | -- | ----- | 55,000.00 | 100,000.00 | 155,000.00 | 0.00 | 0.00 | -100,000.00 |
| 40R--- | 30-- | ---- | -- | ----- | 55,000.00 | 100,000.00 | 155,000.00 | 0.00 | 0.00 | -100,000.00 |
| 40R080 | 3500 | 0000 | 00 | 000000 | Transportation Regular | 627,873.00 | 0.00 | 186,474.14 | 0.00 | 441,398.86 |
| 40R610 | 3500 | 0000 | 01 | 610000 | Trans Voc Ed | 0.00 | 0.00 | 0.00 | 0.00 | 0.00 |
| 40R--- | 3500 | 0--- | -- | ----- | 627,873.00 | 0.00 | 186,474.14 | 0.00 | 0.00 | 441,398.86 |
| 40R620 | 3510 | 0000 | 00 | 620000 | State Trans Spec Ed | 405,006.00 | 0.00 | 131,529.53 | 0.00 | 273,476.47 |
| 40R--- | 3510 | 0--- | -- | ----- | 405,006.00 | 0.00 | 131,529.53 | 0.00 | 0.00 | 273,476.47 |
| 40R--- | 35-- | ---- | -- | ----- | 1,032,879.00 | 0.00 | 318,003.67 | 0.00 | 0.00 | 714,875.33 |
| 40R160 | 4880 | 0000 | 00 | 160000 | Education Jobs Fund | 0.00 | 0.00 | 0.00 | 0.00 | 0.00 |
| 40R--- | 4880 | 0--- | -- | ----- | 0.00 | 0.00 | 0.00 | 0.00 | 0.00 | 0.00 |
| 40R--- | 48-- | ---- | -- | ----- | 0.00 | 0.00 | 0.00 | 0.00 | 0.00 | 0.00 |
| 4-R--- | ---- | ---- | -- | ----- | 1,439,872.00 | 106,302.77 | 802,116.62 | 0.00 | 0.00 | 637,755.38 |
| 50R010 | 1114 | 0000 | 00 | 000000 | IMRF LEVY | 400,000.00 | 0.00 | 399,404.57 | 0.00 | 595.43 |
| 50R--- | 1114 | 0--- | -- | ----- | 400,000.00 | 0.00 | 399,404.57 | 0.00 | 0.00 | 595.43 |
| 50R010 | 1150 | 0000 | 00 | 000000 | Tax Levy Social Security | 240,000.00 | 0.00 | 239,646.01 | 0.00 | 353.99 |
| 50R--- | 1150 | 0--- | -- | ----- | 240,000.00 | 0.00 | 239,646.01 | 0.00 | 0.00 | 353.99 |
| 50R--- | 11-- | ---- | -- | ----- | 640,000.00 | 0.00 | 639,050.58 | 0.00 | 0.00 | 949.42 |
| 50R010 | 1230 | 0000 | 00 | 000000 | Corp Pers Prop Tax | 77,500.00 | 0.00 | 66,526.91 | 0.00 | 10,973.09 |
| 50R--- | 1230 | 0--- | -- | ----- | 77,500.00 | 0.00 | 66,526.91 | 0.00 | 0.00 | 10,973.09 |
| 50R--- | 12-- | ---- | -- | ----- | 77,500.00 | 0.00 | 66,526.91 | 0.00 | 0.00 | 10,973.09 |
| 50R010 | 1510 | 0000 | 00 | 000000 | Earnings on Investments | 2,200.00 | 218.26 | 1,044.46 | 0.00 | 1,155.54 |
| 50R--- | 1510 | 0--- | -- | ----- | 2,200.00 | 218.26 | 1,044.46 | 0.00 | 0.00 | 1,155.54 |
| 50R--- | 15-- | ---- | -- | ----- | 2,200.00 | 218.26 | 1,044.46 | 0.00 | 0.00 | 1,155.54 |
| 5-R--- | ---- | ---- | -- | ----- | 719,700.00 | 218.26 | 706,621.95 | 0.00 | 0.00 | 13,078.05 |
| 70R010 | 1115 | 0000 | 00 | 000000 | WORKING CASH LEVY | 79,000.00 | 0.00 | 78,198.20 | 0.00 | 801.80 |
| 70R--- | 1115 | 0--- | -- | ----- | 79,000.00 | 0.00 | 78,198.20 | 0.00 | 0.00 | 801.80 |
| 70R--- | 11-- | ---- | -- | ----- | 79,000.00 | 0.00 | 78,198.20 | 0.00 | 0.00 | 801.80 |
| 70R010 | 1510 | 0000 | 00 | 000000 | Earnings on Investments | 9,000.00 | 709.80 | 4,733.64 | 0.00 | 4,266.36 |
| 70R--- | 1510 | 0--- | -- | ----- | 9,000.00 | 709.80 | 4,733.64 | 0.00 | 0.00 | 4,266.36 |
| 70R--- | 15-- | ---- | -- | ----- | 9,000.00 | 709.80 | 4,733.64 | 0.00 | 0.00 | 4,266.36 |
| 7-R--- | ---- | ---- | -- | ----- | 88,000.00 | 709.80 | 82,931.84 | 0.00 | 0.00 | 5,068.16 |
| 80R010 | 1120 | 0000 | 00 | 000000 | TORT LEVY | 710,000.00 | 0.00 | 708,927.81 | 0.00 | 1,072.19 |
| 80R--- | 1120 | 0--- | -- | ----- | 710,000.00 | 0.00 | 708,927.81 | 0.00 | 0.00 | 1,072.19 |

39

| Account Level | | | | 2012-13 | December 2012-13 | 2012-13 | 2012-13 | Encumbered | 2012-13 | | |
|---------------|------|------|----|-------------|--------------------------|------------------|-------------|----------------|---------|-----------------|--------------|
| FDTLOC | FUNC | OBJ | SJ | Description | Budget | Monthly Activity | FY Activity | Batch Activity | Amount | Available Funds | |
| 10E020 | 1110 | 1110 | 00 | 000000 | ERES Aide/TA Sal | 41,000.00 | 3,333.48 | 20,914.51 | 0.00 | 0.00 | 21,747.17 |
| 10E020 | 1110 | 1200 | 00 | 000000 | ERES Sub Teach Sal | 75,000.00 | 5,850.51 | 19,122.09 | 0.00 | 0.00 | 59,841.99 |
| 10E020 | 1110 | 1210 | 00 | 000000 | ERES Sub Teach Aide Sal | 30,000.00 | 352.75 | 1,018.50 | 0.00 | 0.00 | 28,981.50 |
| 10E--- | 1110 | 1--- | -- | ----- | | 2,148,000.00 | 173,625.68 | 1,113,205.35 | 0.00 | 0.00 | 1,122,458.30 |
| 10E020 | 1110 | 2110 | 00 | 000000 | ERES TRS | 333,000.00 | 25,716.24 | 212,515.68 | 0.00 | 0.00 | 133,415.30 |
| 10E160 | 1110 | 2110 | 00 | 160000 | Ed Jobs Fund TRS | 0.00 | 0.00 | 0.00 | 0.00 | 0.00 | 0.00 |
| 10E020 | 1110 | 2130 | 00 | 000000 | | 0.00 | 0.00 | 0.00 | 0.00 | 0.00 | 0.00 |
| 10E020 | 1110 | 2200 | 00 | 000000 | ERES Ins Benefit | 165,000.00 | 13,796.24 | 86,152.76 | 0.00 | 0.00 | 85,359.28 |
| 10E160 | 1110 | 2200 | 00 | 160000 | Ed Jobs Fund Ben | 0.00 | 0.00 | 0.00 | 0.00 | 0.00 | 0.00 |
| 10E--- | 1110 | 2--- | -- | ----- | | 498,000.00 | 39,512.48 | 298,668.44 | 0.00 | 0.00 | 218,774.58 |
| 10E020 | 1110 | 3190 | 00 | 000000 | ERES Pur Ser Agreements | 20,000.00 | 2,139.56 | 20,485.19 | 226.88 | 0.00 | -712.07 |
| 10E670 | 1110 | 3190 | 00 | 000000 | Tiger Safari Pur Serv | 625.00 | 0.00 | 0.00 | 0.00 | 0.00 | 625.00 |
| 10E020 | 1110 | 3230 | 00 | 000000 | ERES Repair/Maintenance | 500.00 | 0.00 | 0.00 | 0.00 | 0.00 | 500.00 |
| 10E020 | 1110 | 3230 | 61 | 000000 | ERES Computer Rep/Maint | 500.00 | 15.00 | 15.00 | 0.00 | 90.00 | 395.00 |
| 10E020 | 1110 | 3240 | 00 | 000000 | ERES Copier Repair | 980.00 | 128.00 | 426.00 | 0.00 | 596.00 | -42.00 |
| 10E020 | 1110 | 3260 | 00 | 000000 | ERES Postage | 6,000.00 | 0.00 | 11.95 | 0.00 | 0.00 | 5,988.05 |
| 10E020 | 1110 | 3320 | 00 | 000000 | ERES Travel | 200.00 | 0.00 | -186.99 | 0.00 | 0.00 | 386.99 |
| 10E020 | 1110 | 3400 | 00 | 000000 | ERES Internet | 9,396.00 | 0.00 | 3,421.68 | 0.00 | 1,578.32 | 4,396.00 |
| 10E--- | 1110 | 3--- | -- | ----- | | 38,201.00 | 2,282.56 | 24,172.83 | 226.88 | 2,264.32 | 11,536.97 |
| 10E020 | 1110 | 4100 | 00 | 000000 | ERES Supplies | 35,800.00 | 1,035.00 | 22,016.46 | 0.00 | 644.18 | 13,139.36 |
| 10E020 | 1110 | 4100 | 02 | 000000 | ERES Art Supplies | 4,100.00 | 64.14 | 3,882.41 | 0.00 | 234.14 | 0.00 |
| 10E020 | 1110 | 4100 | 05 | 000000 | ERES Read 180 Supp | 2,400.00 | 0.00 | 2,127.20 | 0.00 | 0.00 | 272.80 |
| 10E020 | 1110 | 4100 | 06 | 000000 | ERES Spanish Supplies | 800.00 | 0.00 | 252.93 | 0.00 | 0.00 | 547.07 |
| 10E020 | 1110 | 4100 | 12 | 000000 | ERES Music Supplies | 900.00 | 0.00 | 212.00 | 0.00 | 0.00 | 688.00 |
| 10E020 | 1110 | 4100 | 50 | 000000 | ERES PE Supplies | 1,800.00 | 0.00 | 1,963.12 | 0.00 | 0.00 | -163.12 |
| 10E020 | 1110 | 4100 | 61 | 000000 | ERES Computer Supplies | 40,000.00 | 14.00 | 4,185.36 | 97.79 | 3,401.82 | 32,464.34 |
| 10E670 | 1110 | 4100 | 00 | 670000 | Tiger Safari Supp | 375.00 | 0.00 | 0.00 | 0.00 | 0.00 | 375.00 |
| 10E020 | 1110 | 4110 | 00 | 000000 | ERES Instructional Supp | 28,900.00 | 90.21 | 18,706.29 | 0.00 | 0.02 | 10,193.69 |
| 10E020 | 1110 | 4130 | 00 | 000000 | ERES ID Badge Supp | 600.00 | 0.00 | 468.00 | 0.00 | 0.00 | 132.00 |
| 10E020 | 1110 | 4200 | 00 | 000000 | ERES New Textbooks | 3,500.00 | 0.00 | 0.00 | 0.00 | 0.00 | 3,500.00 |
| 10E020 | 1110 | 4210 | 00 | 000000 | ERES Replacement Textbks | 6,000.00 | 165.88 | 5,700.81 | 0.00 | 0.00 | 299.19 |
| 10E020 | 1110 | 4220 | 00 | 000000 | ERES Workbooks | 12,500.00 | 0.00 | 10,330.54 | 0.00 | 0.00 | 2,169.46 |
| 10E020 | 1110 | 4240 | 00 | 000000 | ERES Copier Paper/Toner | 6,200.00 | 715.00 | 6,090.40 | 0.00 | 11.00 | 98.60 |
| 10E020 | 1110 | 4250 | 00 | 000000 | ERES Copier Parts | 3,000.00 | 224.00 | 1,472.00 | 0.00 | 1,766.00 | -238.00 |
| 10E020 | 1110 | 4700 | 00 | 000000 | ERES Software | 18,000.00 | 125.00 | 12,086.46 | 0.00 | 1,095.00 | 4,818.54 |
| 10E--- | 1110 | 4--- | -- | ----- | | 164,875.00 | 2,433.23 | 89,493.98 | 97.79 | 7,152.16 | 68,296.93 |
| 10E020 | 1110 | 5500 | 00 | 000000 | ERES Equipment | 7,995.00 | 0.00 | 7,995.00 | 0.00 | 0.00 | 0.00 |
| 10E020 | 1110 | 5500 | 61 | 000000 | ERES Computer Equipment | 25,000.00 | 0.00 | 0.00 | 0.00 | 0.00 | 25,000.00 |
| 10E--- | 1110 | 5--- | -- | ----- | | 32,995.00 | 0.00 | 7,995.00 | 0.00 | 0.00 | 25,000.00 |
| 10E040 | 1120 | 1100 | 00 | 000000 | ERMS Teach Sal | 945,000.00 | 80,870.32 | 544,222.69 | 0.00 | 0.00 | 441,923.86 |

| Account Level | | | | 2012-13 | December 2012-13 | 2012-13 | 2012-13 | Encumbered | 2012-13 | |
|---------------|------|------|----|---------------------------------------|------------------|------------------|-------------|----------------|----------|-----------------|
| FDTLOC | FUNC | OBJ | SJ | Description | Budget | Monthly Activity | FY Activity | Batch Activity | Amount | Available Funds |
| 10E160 | 1120 | 1100 | 00 | 160000 Ed Jobs Fund Sal | 10,261.00 | 0.00 | 10,261.00 | 0.00 | 0.00 | 0.00 |
| 10E040 | 1120 | 1110 | 00 | 000000 ERMS TA/Aide Sal | 41,000.00 | 1,820.18 | 11,742.37 | 0.00 | 0.00 | 30,167.72 |
| 10E040 | 1120 | 1200 | 00 | 000000 ERMS Sub Teach Sal | 54,000.00 | 5,224.69 | 31,854.13 | 0.00 | 0.00 | 32,848.33 |
| 10E040 | 1120 | 1210 | 00 | 000000 ERMS Sub TA/Aide Sal | 2,000.00 | 0.00 | 225.00 | 0.00 | 0.00 | 1,925.00 |
| 10E040 | 1120 | 1400 | 00 | 000000 Bass Tutoring Salary | 0.00 | 0.00 | 0.00 | 0.00 | 0.00 | 0.00 |
| 10E--- | 1120 | 1--- | -- | ----- | 1,052,261.00 | 87,915.19 | 598,305.19 | 0.00 | 0.00 | 506,864.91 |
| 10E040 | 1120 | 2110 | 00 | 000000 ERMS TRS | 120,000.00 | 12,627.58 | 57,112.41 | 0.00 | 0.00 | 69,324.22 |
| 10E160 | 1120 | 2110 | 00 | 160000 Ed Jobs Fund TRS | 0.00 | 0.00 | 0.00 | 0.00 | 0.00 | 0.00 |
| 10E040 | 1120 | 2130 | 00 | 000000 | 0.00 | 0.00 | 0.00 | 0.00 | 0.00 | 0.00 |
| 10E160 | 1120 | 2130 | 00 | 160000 | 0.00 | 0.00 | 0.00 | 0.00 | 0.00 | 0.00 |
| 10E040 | 1120 | 2200 | 00 | 000000 ERMS Ins Benefit | 95,000.00 | 7,686.98 | 49,901.83 | 0.00 | 0.00 | 48,941.66 |
| 10E160 | 1120 | 2200 | 00 | 160000 Ed Jobs Fund Ben | 0.00 | 0.00 | 0.00 | 0.00 | 0.00 | 0.00 |
| 10E--- | 1120 | 2--- | -- | ----- | 215,000.00 | 20,314.56 | 107,014.24 | 0.00 | 0.00 | 118,265.88 |
| 10E040 | 1120 | 3190 | 00 | 000000 ERMS Pur Serv Agreements | 7,028.00 | 0.00 | 6,127.86 | 0.00 | 0.00 | 900.14 |
| 10E040 | 1120 | 3190 | 61 | 000000 ERMS Comp Pur Serv | 9,761.00 | 0.00 | 6,127.31 | 0.00 | 0.00 | 3,633.69 |
| 10E040 | 1120 | 3230 | 00 | 000000 ERMS Repair/Maintenance | 300.00 | 0.00 | 0.00 | 0.00 | 0.00 | 300.00 |
| 10E040 | 1120 | 3230 | 61 | 000000 ERMS Computer Rep/Maint | 950.00 | 130.00 | 130.00 | 0.00 | 0.00 | 820.00 |
| 10E040 | 1120 | 3240 | 00 | 000000 ERMS Copier Repair ONLY | 2,400.00 | 0.00 | 362.00 | 0.00 | 72.00 | 1,966.00 |
| 10E040 | 1120 | 3260 | 00 | 000000 ERMS Postage | 3,500.00 | 0.00 | 29.57 | 0.00 | 0.00 | 3,470.43 |
| 10E040 | 1120 | 3320 | 00 | 000000 ERMS Travel | 100.00 | 0.00 | 0.00 | 0.00 | 0.00 | 100.00 |
| 10E040 | 1120 | 3400 | 00 | 000000 ERMS Internet | 13,700.00 | 0.00 | 3,421.65 | 0.00 | 1,578.35 | 8,700.00 |
| 10E--- | 1120 | 3--- | -- | ----- | 37,739.00 | 130.00 | 16,198.39 | 0.00 | 1,650.35 | 19,890.26 |
| 10E040 | 1120 | 4100 | 00 | 000000 ERMS Gen Clsrm Supp | 28,500.00 | 209.29 | 3,610.24 | 0.00 | 605.40 | 24,284.36 |
| 10E040 | 1120 | 4100 | 02 | 000000 ERMS Art Supplies | 2,070.00 | 0.00 | 19.95 | 0.00 | 917.09 | 1,132.96 |
| 10E040 | 1120 | 4100 | 05 | 000000 ERMS Lang Art Supp | 1,080.00 | 96.25 | 189.75 | 0.00 | 0.00 | 890.25 |
| 10E040 | 1120 | 4100 | 08 | 000000 ERMS Health Class Supp | 100.00 | 0.00 | 0.00 | 0.00 | 0.00 | 100.00 |
| 10E040 | 1120 | 4100 | 10 | 000000 ERMS Enrichment Class Supplies | 600.00 | 0.00 | 0.00 | 0.00 | 0.00 | 600.00 |
| 10E040 | 1120 | 4100 | 11 | 000000 ERMS Math Supplies | 3,000.00 | 0.00 | 165.96 | 0.00 | 294.93 | 2,539.11 |
| 10E040 | 1120 | 4100 | 12 | 000000 ERMS Band Supp | 2,000.00 | 0.00 | 938.09 | 0.00 | 61.91 | 1,000.00 |
| 10E040 | 1120 | 4100 | 13 | 000000 ERMS Science Supplies | 3,200.00 | 305.25 | 2,853.86 | 0.00 | 75.00 | 345.59 |
| 10E040 | 1120 | 4100 | 15 | 000000 ERMS Social Studies Supp | 1,080.00 | 306.11 | 541.18 | 0.00 | 403.13 | 135.69 |
| 10E040 | 1120 | 4100 | 50 | 000000 ERMS P.E. Supplies | 1,800.00 | 0.00 | 0.00 | 0.00 | 0.00 | 1,800.00 |
| 10E040 | 1120 | 4100 | 61 | 000000 ERMS Computer Supplies | 21,300.00 | 716.68 | 3,670.09 | 0.00 | 100.00 | 17,591.79 |
| 10E040 | 1120 | 4100 | 80 | 000000 ERMS Chorus Supp | 0.00 | 0.00 | 0.00 | 0.00 | 0.00 | 0.00 |
| 10E120 | 1120 | 4100 | 00 | 120000 LAPTOP GRANT INST SUPP | 0.00 | 0.00 | 0.00 | 0.00 | 0.00 | 0.00 |
| 10E040 | 1120 | 4110 | 00 | 000000 ERMS Intergraded Supp | 0.00 | 0.00 | 0.00 | 0.00 | 0.00 | 0.00 |
| 10E040 | 1120 | 4120 | 00 | 000000 ERMS Read 180 Supplies | 8,300.00 | 0.00 | 8,000.00 | 0.00 | 0.00 | 300.00 |
| 10E040 | 1120 | 4130 | 00 | 000000 ERMS ID Badge Supplies | 0.00 | 0.00 | 0.00 | 0.00 | 0.00 | 0.00 |
| 10E040 | 1120 | 4200 | 00 | 000000 ERMS New Textbooks | 1,000.00 | 0.00 | 0.00 | 0.00 | 0.00 | 1,000.00 |
| 10E040 | 1120 | 4210 | 00 | 000000 ERMS Replace Textbooks | 1,500.00 | 1,220.70 | 1,220.70 | 0.00 | 0.00 | 279.30 |

99

| Account Level | | | | 2012-13 | December 2012-13 | 2012-13 | 2012-13 | Encumbered | 2012-13 | | |
|---------------|------|------|----|-------------|--------------------------|------------------|-------------|----------------|---------|-----------------|-----------|
| FDTLOC | FUNC | OBJ | SJ | Description | Budget | Monthly Activity | FY Activity | Batch Activity | Amount | Available Funds | |
| 10E040 | 1120 | 4220 | 00 | 000000 | ERMS Workbooks | 1,000.00 | 0.00 | 0.00 | 0.00 | 1,000.00 | |
| 10E040 | 1120 | 4230 | 00 | 000000 | ERMS A.R. Books | 700.00 | 0.00 | 0.00 | 0.00 | 700.00 | |
| 10E040 | 1120 | 4240 | 00 | 000000 | ERMS Cpr Riso Ppr/Tnr | 4,000.00 | 0.00 | 630.00 | 0.00 | 3,370.00 | |
| 10E040 | 1120 | 4700 | 00 | 000000 | ERMS Software | 7,593.00 | 1,804.00 | 1,974.00 | 0.00 | 5,619.00 | |
| 10E120 | 1120 | 4700 | 00 | 120000 | LAPTOP GRANT SOFTWARE | 0.00 | 0.00 | 0.00 | 0.00 | 0.00 | |
| 10E040 | 1120 | 4900 | 00 | 000000 | ERMS PE Locks | 1,100.00 | 0.00 | 1,018.73 | 0.00 | 81.27 | |
| 10E040 | 1120 | 4910 | 00 | 000000 | MS PE Uniforms | 5,000.00 | 0.00 | 6,535.00 | 0.00 | -1,535.00 | |
| 10E--- | 1120 | 4--- | -- | ----- | | 94,923.00 | 4,658.28 | 31,367.55 | 0.00 | 2,457.46 | 61,234.32 |
| 10E040 | 1120 | 5500 | 00 | 000000 | ERMS Equipment | 4,000.00 | 0.00 | 0.00 | 0.00 | 4,000.00 | |
| 10E040 | 1120 | 5500 | 50 | 000000 | ERMS PE Equipment | 0.00 | 0.00 | 0.00 | 0.00 | 0.00 | |
| 10E040 | 1120 | 5500 | 61 | 000000 | ERMS Computer Equipment | 5,610.00 | 0.00 | 0.00 | 0.00 | 5,610.00 | |
| 10E040 | 1120 | 5500 | 80 | 000000 | ERMS Band & Chorus Equip | 1,000.00 | 0.00 | 0.00 | 0.00 | 1,000.00 | |
| 10E120 | 1120 | 5500 | 00 | 120000 | LAPTOP GRANT EQUIP | 0.00 | 0.00 | 0.00 | 0.00 | 0.00 | |
| 10E--- | 1120 | 5--- | -- | ----- | | 10,610.00 | 0.00 | 0.00 | 0.00 | 10,610.00 | |
| 10E110 | 1125 | 1100 | 00 | 110000 | Pre K Teacher Salary | 104,000.00 | 10,308.16 | 46,672.72 | 0.00 | 62,481.36 | |
| 10E210 | 1125 | 1100 | 00 | 210000 | Roe Pre K Teach Salary | 20,000.00 | 1,544.16 | 9,961.40 | 0.00 | 10,810.68 | |
| 10E510 | 1125 | 1100 | 00 | 510000 | Pre K Teacher Salary | 24,505.00 | 0.00 | 24,504.66 | 0.00 | 0.34 | |
| 10E110 | 1125 | 1110 | 00 | 110000 | Pre K Aide Salary | 43,000.00 | 4,294.50 | 19,328.56 | 0.00 | 25,818.69 | |
| 10E210 | 1125 | 1110 | 00 | 210000 | ROE Pre K Aide Salary | 9,750.00 | 756.18 | 4,878.64 | 0.00 | 5,249.45 | |
| 10E510 | 1125 | 1110 | 00 | 510000 | Pre K Aide Salary | 7,904.00 | 0.00 | 7,903.78 | 0.00 | 0.22 | |
| 10E110 | 1125 | 1200 | 00 | 110000 | Pre K Sub Teach Salary | 2,125.00 | 467.50 | 935.00 | 0.00 | 1,190.00 | |
| 10E210 | 1125 | 1200 | 00 | 210000 | ROE Pre K Sub Teach Sal | 0.00 | 42.50 | 127.50 | 0.00 | -127.50 | |
| 10E510 | 1125 | 1200 | 00 | 510000 | Pre K Sub Teach Salary | 0.00 | 0.00 | 0.00 | 0.00 | 0.00 | |
| 10E110 | 1125 | 1210 | 00 | 110000 | Pre K Sub Aide Salary | 1,488.00 | 104.13 | 758.64 | 0.00 | 833.49 | |
| 10E210 | 1125 | 1210 | 00 | 210000 | ROE Pre K Sub Aide Sal | 0.00 | 0.00 | 119.00 | 0.00 | -119.00 | |
| 10E510 | 1125 | 1210 | 00 | 510000 | Pre K Sub Aide Salary | 0.00 | 0.00 | 0.00 | 0.00 | 0.00 | |
| 10E--- | 1125 | 1--- | -- | ----- | | 212,772.00 | 17,517.13 | 115,189.90 | 0.00 | 106,137.73 | |
| 10E110 | 1125 | 2110 | 00 | 110000 | Pre K TRS | 14,673.00 | 1,623.55 | 7,356.14 | 0.00 | 8,126.21 | |
| 10E210 | 1125 | 2110 | 00 | 210000 | ROE Pre K TRS | 2,500.00 | 243.00 | 1,091.22 | 0.00 | 1,530.01 | |
| 10E510 | 1125 | 2110 | 00 | 510000 | Pre K TRS | 164.00 | 0.00 | 163.27 | 0.00 | 0.73 | |
| 10E110 | 1125 | 2130 | 00 | 110000 | | 0.00 | 0.00 | 0.00 | 0.00 | 0.00 | |
| 10E210 | 1125 | 2130 | 00 | 210000 | | 0.00 | 0.00 | 0.00 | 0.00 | 0.00 | |
| 10E110 | 1125 | 2200 | 00 | 110000 | Pre K Ins Ben | 17,500.00 | 1,551.52 | 6,872.72 | 0.00 | 11,403.04 | |
| 10E210 | 1125 | 2200 | 00 | 210000 | ROE Pre K Ins Ben | 2,300.00 | 194.24 | 1,221.64 | 0.00 | 1,175.48 | |
| 10E510 | 1125 | 2200 | 00 | 510000 | Pre K Ins Ben | 2,168.00 | 0.00 | 2,167.20 | 0.00 | 0.80 | |
| 10E--- | 1125 | 2--- | -- | ----- | | 39,305.00 | 3,612.31 | 18,872.19 | 0.00 | 22,236.27 | |
| 10E110 | 1125 | 4100 | 00 | 110000 | Pre K Supplies | 4,898.00 | 0.00 | 483.26 | 300.00 | 4,154.07 | |
| 10E210 | 1125 | 4100 | 00 | 210000 | ROE Pre K Supplies | 0.00 | 0.00 | 0.00 | 0.00 | 0.00 | |
| 10E510 | 1125 | 4100 | 00 | 510000 | Pre K Supplies | 2,367.00 | 0.00 | 2,366.52 | 0.00 | 0.48 | |
| 10E--- | 1125 | 4--- | -- | ----- | | 7,265.00 | 0.00 | 2,849.78 | 300.00 | 4,154.55 | |

67

| Account Level | | | | 2012-13 | December 2012-13 | 2012-13 | 2012-13 | Encumbered | 2012-13 | | |
|---------------|------|------|----|-------------|--------------------------|------------------|-------------|----------------|---------|-----------------|------------|
| FDTLOC | FUNC | OBJ | SJ | Description | Budget | Monthly Activity | FY Activity | Batch Activity | Amount | Available Funds | |
| 10E050 | 1130 | 1100 | 00 | 000000 | ERHS Teacher Salary | 1,303,000.00 | 112,349.13 | 719,259.88 | 0.00 | 0.00 | 639,804.82 |
| 10E160 | 1130 | 1100 | 00 | 160000 | Ed Jobs Fund Sal | 0.00 | 0.00 | 0.00 | 0.00 | 0.00 | 0.00 |
| 10E050 | 1130 | 1110 | 00 | 000000 | ERHS Aide/Asst Sal | 1,200.00 | 119.00 | 687.74 | 0.00 | 0.00 | 571.76 |
| 10E050 | 1130 | 1200 | 00 | 000000 | ERHS Sub Teach Sal | 20,000.00 | 2,514.26 | 15,309.51 | 0.00 | 0.00 | 5,549.24 |
| 10E050 | 1130 | 1210 | 00 | 000000 | ERHS Sub Aide/Asst Sal | 500.00 | 0.00 | 60.00 | 0.00 | 0.00 | 500.00 |
| 10E050 | 1130 | 1300 | 00 | 000000 | ERHS Remedial Tutoring | 4,000.00 | 1,144.00 | 3,520.00 | 0.00 | 0.00 | 480.00 |
| 10E--- | 1130 | 1--- | -- | ----- | | 1,328,700.00 | 116,126.39 | 738,837.13 | 0.00 | 0.00 | 646,905.82 |
| 10E050 | 1130 | 2110 | 00 | 000000 | ERHS Teach TRS | 165,500.00 | 17,729.03 | 79,725.73 | 0.00 | 0.00 | 94,588.94 |
| 10E160 | 1130 | 2110 | 00 | 160000 | Ed Jobs Fund TRS | 0.00 | 0.00 | 0.00 | 0.00 | 0.00 | 0.00 |
| 10E050 | 1130 | 2200 | 00 | 000000 | ERHS Ins Benefit | 133,250.00 | 11,422.90 | 71,382.35 | 0.00 | 0.00 | 67,579.10 |
| 10E160 | 1130 | 2200 | 00 | 160000 | Ed Jobs Fund Ben | 0.00 | 0.00 | 0.00 | 0.00 | 0.00 | 0.00 |
| 10E--- | 1130 | 2--- | -- | ----- | | 298,750.00 | 29,151.93 | 151,108.08 | 0.00 | 0.00 | 162,168.04 |
| 10E050 | 1130 | 3190 | 00 | 000000 | ERHS Purchase Serv | 8,900.00 | 0.00 | 8,360.00 | 0.00 | 50.00 | 490.00 |
| 10E050 | 1130 | 3190 | 06 | 000000 | ERHS Foreign Lang P/S | 0.00 | 0.00 | 0.00 | 0.00 | 0.00 | 0.00 |
| 10E050 | 1130 | 3190 | 12 | 000000 | ERHS Vocal Music Pur Ser | 1,878.00 | 309.00 | 504.00 | 0.00 | 1,185.00 | 189.00 |
| 10E050 | 1130 | 3190 | 13 | 000000 | ERHS Science Pur Serv | 2,600.00 | 0.00 | 2,508.00 | 0.00 | 0.00 | 92.00 |
| 10E050 | 1130 | 3190 | 50 | 000000 | ERHS PE Purchase Serv | 0.00 | 0.00 | 0.00 | 0.00 | 0.00 | 0.00 |
| 10E050 | 1130 | 3190 | 60 | 000000 | ERHS Ren Scholarship | 500.00 | 0.00 | 0.00 | 0.00 | 0.00 | 500.00 |
| 10E050 | 1130 | 3190 | 80 | 000000 | ERHS Instr Music Pur Ser | 2,543.00 | 0.00 | 1,685.00 | 0.00 | 0.00 | 858.00 |
| 10E050 | 1130 | 3230 | 00 | 000000 | ERHS Repair/Maint | 100.00 | 0.00 | 25.00 | 0.00 | 0.00 | 75.00 |
| 10E050 | 1130 | 3230 | 02 | 000000 | ERHS Art Rep/Maint | 0.00 | 0.00 | 0.00 | 0.00 | 0.00 | 0.00 |
| 10E050 | 1130 | 3230 | 13 | 000000 | ERHS Science Rep/Maint | 0.00 | 0.00 | 0.00 | 0.00 | 0.00 | 0.00 |
| 10E050 | 1130 | 3230 | 61 | 000000 | ERHS Computer Rep/Maint | 800.00 | 152.50 | 248.71 | 0.00 | 75.00 | 476.29 |
| 10E050 | 1130 | 3230 | 80 | 000000 | ERHS Instr Mus Rep/Maint | 1,700.00 | 0.00 | 601.49 | 0.00 | 503.16 | 595.35 |
| 10E050 | 1130 | 3240 | 00 | 000000 | ERHS Copier Repair Only | 1,500.00 | 0.00 | 222.00 | 0.00 | 1,778.00 | -500.00 |
| 10E050 | 1130 | 3260 | 00 | 000000 | ERHS Postage | 8,000.00 | 0.00 | 13.07 | 0.00 | 0.00 | 7,986.93 |
| 10E050 | 1130 | 3310 | 80 | 000000 | ERHS Summer Band Trip | 0.00 | 0.00 | 0.00 | 0.00 | 0.00 | 0.00 |
| 10E050 | 1130 | 3320 | 00 | 000000 | ERHS Travel | 3,000.00 | 0.00 | 0.00 | 0.00 | 0.00 | 3,000.00 |
| 10E050 | 1130 | 3320 | 12 | 000000 | ERHS Vocal Travel | 150.00 | 0.00 | 124.19 | 0.00 | 124.19 | 25.81 |
| 10E050 | 1130 | 3320 | 80 | 000000 | ERHS Band Travel | 1,005.00 | 0.00 | 314.19 | 0.00 | 124.19 | 690.81 |
| 10E050 | 1130 | 3400 | 00 | 000000 | ERHS Internet | 5,000.00 | 0.00 | 3,421.65 | 0.00 | 1,578.35 | 0.00 |
| 10E--- | 1130 | 3--- | -- | ----- | | 37,676.00 | 461.50 | 18,027.30 | 0.00 | 5,417.89 | 14,479.19 |
| 10E050 | 1130 | 4100 | 00 | 000000 | ERHS Gen Clsrm Supplies | 29,500.00 | 233.71 | 9,598.42 | 0.00 | 835.22 | 19,094.08 |
| 10E050 | 1130 | 4100 | 02 | 000000 | ERHS Art Supplies | 6,075.00 | 0.00 | 5,254.44 | 24.80 | 250.00 | 545.76 |
| 10E050 | 1130 | 4100 | 06 | 000000 | ERHS Foreign Lang Supp | 527.00 | 52.79 | 512.90 | 0.00 | 27.37 | -13.27 |
| 10E050 | 1130 | 4100 | 08 | 000000 | ERHS Health Supplies | 360.00 | 0.00 | 273.41 | 0.00 | 69.00 | 17.59 |
| 10E050 | 1130 | 4100 | 11 | 000000 | ERHS Math Supplies | 3,240.00 | 207.17 | 2,273.13 | 0.00 | 923.54 | 88.97 |
| 10E050 | 1130 | 4100 | 12 | 000000 | ERHS Vocal Music Supp | 1,182.00 | 46.39 | 971.57 | 0.00 | 208.89 | 1.54 |
| 10E050 | 1130 | 4100 | 13 | 000000 | ERHS Science Supplies | 3,700.00 | 23.19 | 2,849.76 | 0.00 | 813.43 | 109.63 |
| 10E050 | 1130 | 4100 | 15 | 000000 | ERHS Social Studies Supp | 1,350.00 | 73.46 | 687.84 | 0.00 | 662.16 | 0.00 |

89

| Account Level | | | | 2012-13 | December 2012-13 | 2012-13 | 2012-13 | Encumbered | 2012-13 | |
|---------------|------|------|----|-------------|------------------|------------------|-------------|----------------|----------|-----------------|
| FDTLOC | FUNC | OBJ | SJ | Description | Budget | Monthly Activity | FY Activity | Batch Activity | Amount | Available Funds |
| 10E050 | 1130 | 4100 | 28 | 000000 | 900.00 | 0.00 | 268.58 | 0.00 | 208.42 | 423.00 |
| 10E050 | 1130 | 4100 | 50 | 000000 | 2,700.00 | 0.00 | 1,602.35 | 0.00 | 103.24 | 994.41 |
| 10E050 | 1130 | 4100 | 60 | 000000 | 3,000.00 | 0.00 | 0.00 | 0.00 | 0.00 | 3,000.00 |
| 10E050 | 1130 | 4100 | 61 | 000000 | 12,000.00 | 1,363.83 | 4,357.95 | 0.00 | 0.00 | 7,642.05 |
| 10E050 | 1130 | 4100 | 80 | 000000 | 3,505.00 | 1,404.79 | 2,911.91 | 0.00 | 206.26 | 386.83 |
| 10E050 | 1130 | 4100 | 90 | 000000 | 2,500.00 | 0.00 | 0.00 | 0.00 | 0.00 | 2,500.00 |
| 10E050 | 1130 | 4120 | 00 | 000000 | 1,200.00 | 0.00 | 0.00 | 0.00 | 0.00 | 1,200.00 |
| 10E050 | 1130 | 4130 | 00 | 000000 | 400.00 | 0.00 | 0.00 | 0.00 | 0.00 | 400.00 |
| 10E050 | 1130 | 4140 | 00 | 000000 | 100.00 | 0.00 | 0.00 | 0.00 | 0.00 | 100.00 |
| 10E050 | 1130 | 4200 | 00 | 000000 | 500.00 | 0.00 | 0.00 | 0.00 | 0.00 | 500.00 |
| 10E050 | 1130 | 4210 | 00 | 000000 | 7,000.00 | 0.00 | 2,801.93 | 0.00 | 0.00 | 4,198.07 |
| 10E050 | 1130 | 4220 | 00 | 000000 | 5,000.00 | 0.00 | 4,371.63 | 0.00 | 0.00 | 628.37 |
| 10E050 | 1130 | 4240 | 00 | 000000 | 10,000.00 | 0.00 | 1,826.00 | 0.00 | 1,174.00 | 7,000.00 |
| 10E050 | 1130 | 4400 | 06 | 000000 | 0.00 | 0.00 | 0.00 | 0.00 | 0.00 | 0.00 |
| 10E050 | 1130 | 4700 | 00 | 000000 | 27,250.00 | 1,000.00 | 5,360.00 | 0.00 | 0.00 | 21,890.00 |
| 10E050 | 1130 | 4900 | 00 | 000000 | 3,000.00 | 0.00 | 0.00 | 0.00 | 0.00 | 3,000.00 |
| 10E050 | 1130 | 4910 | 00 | 000000 | 8,000.00 | 0.00 | 6,149.00 | 0.00 | 0.00 | 1,851.00 |
| 10E--- | 1130 | 4--- | -- | ----- | 132,989.00 | 4,405.33 | 52,070.82 | 24.80 | 5,481.53 | 75,558.03 |
| 10E050 | 1130 | 5500 | 00 | 000000 | 1,000.00 | 0.00 | 0.00 | 0.00 | 0.00 | 1,000.00 |
| 10E050 | 1130 | 5500 | 02 | 000000 | 0.00 | 0.00 | 0.00 | 0.00 | 0.00 | 0.00 |
| 10E050 | 1130 | 5500 | 61 | 000000 | 20,000.00 | 0.00 | 0.00 | 0.00 | 0.00 | 20,000.00 |
| 10E050 | 1130 | 5500 | 80 | 000000 | 6,500.00 | 0.00 | 6,500.00 | 0.00 | 0.00 | 0.00 |
| 10E--- | 1130 | 5--- | -- | ----- | 27,500.00 | 0.00 | 6,500.00 | 0.00 | 0.00 | 21,000.00 |
| 10E570 | 1140 | 1110 | 00 | 570000 | 0.00 | 0.00 | 0.00 | 0.00 | 0.00 | 0.00 |
| 10E--- | 1140 | 1--- | -- | ----- | 0.00 | 0.00 | 0.00 | 0.00 | 0.00 | 0.00 |
| 10E570 | 1140 | 2200 | 00 | 570000 | 0.00 | 0.00 | 0.00 | 0.00 | 0.00 | 0.00 |
| 10E--- | 1140 | 2--- | -- | ----- | 0.00 | 0.00 | 0.00 | 0.00 | 0.00 | 0.00 |
| 10E570 | 1140 | 4200 | 00 | 570000 | 0.00 | 0.00 | 0.00 | 0.00 | 0.00 | 0.00 |
| 10E--- | 1140 | 4--- | -- | ----- | 0.00 | 0.00 | 0.00 | 0.00 | 0.00 | 0.00 |
| 10E330 | 1170 | 1100 | 00 | 330000 | 60,200.00 | 6,011.40 | 27,051.30 | 0.00 | 0.00 | 36,154.40 |
| 10E530 | 1170 | 1100 | 00 | 530000 | 11,728.00 | 0.00 | 11,728.24 | 0.00 | 0.00 | -0.24 |
| 10E330 | 1170 | 1200 | 00 | 330000 | 425.00 | 85.00 | 340.00 | 0.00 | 0.00 | 170.00 |
| 10E530 | 1170 | 1200 | 00 | 530000 | 0.00 | 0.00 | 0.00 | 0.00 | 0.00 | 0.00 |
| 10E--- | 1170 | 1--- | -- | ----- | 72,353.00 | 6,096.40 | 39,119.54 | 0.00 | 0.00 | 36,324.16 |
| 10E330 | 1170 | 2110 | 00 | 330000 | 30,830.00 | 3,426.58 | 15,398.08 | 0.00 | 0.00 | 17,145.75 |
| 10E530 | 1170 | 2110 | 00 | 530000 | 0.00 | 0.00 | 0.00 | 0.00 | 0.00 | 0.00 |
| 10E330 | 1170 | 2200 | 00 | 330000 | 3,900.00 | 388.48 | 1,720.88 | 0.00 | 0.00 | 2,373.36 |
| 10E530 | 1170 | 2200 | 00 | 530000 | 723.00 | 0.00 | 722.40 | 0.00 | 0.00 | 0.60 |
| 10E--- | 1170 | 2--- | -- | ----- | 35,453.00 | 3,815.06 | 17,841.36 | 0.00 | 0.00 | 19,519.71 |
| 10E710 | 1180 | 4100 | 00 | 710000 | 1,406.00 | 0.00 | 0.00 | 0.00 | 817.50 | 588.50 |

69

| Account Level | | | | 2012-13 | December 2012-13 | 2012-13 | 2012-13 | Encumbered | 2012-13 | |
|---------------|------|------|----|-------------------------------|------------------|------------------|--------------|----------------|-----------|-----------------|
| FDTLOC | FUNC | OBJ | SJ | Description | Budget | Monthly Activity | FY Activity | Batch Activity | Amount | Available Funds |
| 10E--- | 1180 | 4--- | -- | ----- | 1,406.00 | 0.00 | 0.00 | 0.00 | 817.50 | 588.50 |
| 10E--- | 11-- | ---- | -- | ----- | 6,589,541.00 | 520,917.65 | 3,490,410.69 | 1,558.78 | 26,303.67 | 3,332,547.96 |
| 10E140 | 1203 | 1100 | 00 | 140000 EMH Teacher Sal | 0.00 | 0.00 | 0.00 | 0.00 | 0.00 | 0.00 |
| 10E140 | 1203 | 1110 | 00 | 140000 EMH Aide/Asst Sal | 0.00 | 0.00 | 0.00 | 0.00 | 0.00 | 0.00 |
| 10E140 | 1203 | 1200 | 00 | 140000 EMH Sub Teach Sal | 0.00 | 0.00 | 0.00 | 0.00 | 0.00 | 0.00 |
| 10E140 | 1203 | 1210 | 00 | 140000 EMH Sub Aide/Asst Sal | 0.00 | 0.00 | 0.00 | 0.00 | 0.00 | 0.00 |
| 10E--- | 1203 | 1--- | -- | ----- | 0.00 | 0.00 | 0.00 | 0.00 | 0.00 | 0.00 |
| 10E140 | 1203 | 2110 | 00 | 140000 EMH Teacher TRS | 0.00 | 0.00 | 0.00 | 0.00 | 0.00 | 0.00 |
| 10E140 | 1203 | 2200 | 00 | 140000 EMH Insurance Ben | 0.00 | 0.00 | 0.00 | 0.00 | 0.00 | 0.00 |
| 10E--- | 1203 | 2--- | -- | ----- | 0.00 | 0.00 | 0.00 | 0.00 | 0.00 | 0.00 |
| 10E920 | 1203 | 3320 | 00 | 920000 EMH Travel | 0.00 | 0.00 | 0.00 | 0.00 | 0.00 | 0.00 |
| 10E--- | 1203 | 3--- | -- | ----- | 0.00 | 0.00 | 0.00 | 0.00 | 0.00 | 0.00 |
| 10E920 | 1203 | 4100 | 00 | 920000 EMH Supplies | 0.00 | 0.00 | 0.00 | 0.00 | 0.00 | 0.00 |
| 10E920 | 1203 | 4200 | 00 | 920000 EMH Textbks | 0.00 | 0.00 | 0.00 | 0.00 | 0.00 | 0.00 |
| 10E920 | 1203 | 4220 | 00 | 920000 EMH Workbooks | 0.00 | 0.00 | 0.00 | 0.00 | 0.00 | 0.00 |
| 10E--- | 1203 | 4--- | -- | ----- | 0.00 | 0.00 | 0.00 | 0.00 | 0.00 | 0.00 |
| 10E920 | 1203 | 5500 | 00 | 920000 EMH Equipment | 0.00 | 0.00 | 0.00 | 0.00 | 0.00 | 0.00 |
| 10E--- | 1203 | 5--- | -- | ----- | 0.00 | 0.00 | 0.00 | 0.00 | 0.00 | 0.00 |
| 10E140 | 1204 | 1110 | 00 | 140000 Prsnl Aide/Asst Sal | 62,000.00 | 5,441.93 | 31,196.89 | 0.00 | 0.00 | 34,010.82 |
| 10E140 | 1204 | 1210 | 00 | 140000 Prsnl Aide/Ast Sub Sal | 18,000.00 | 1,680.89 | 9,041.93 | 0.00 | 0.00 | 9,873.95 |
| 10E--- | 1204 | 1--- | -- | ----- | 80,000.00 | 7,122.82 | 40,238.82 | 0.00 | 0.00 | 43,884.77 |
| 10E140 | 1204 | 2130 | 00 | 140000 | 0.00 | 0.00 | 0.00 | 0.00 | 0.00 | 0.00 |
| 10E140 | 1204 | 2200 | 00 | 140000 Prsnl Aide/Ast Ins Ben | 6,500.00 | 519.90 | 2,306.85 | 0.00 | 0.00 | 4,453.10 |
| 10E--- | 1204 | 2--- | -- | ----- | 6,500.00 | 519.90 | 2,306.85 | 0.00 | 0.00 | 4,453.10 |
| 10E140 | 1205 | 1100 | 00 | 140000 LD Teacher Sal | 424,000.00 | 34,842.30 | 223,702.73 | 0.00 | 0.00 | 217,718.42 |
| 10E140 | 1205 | 1110 | 00 | 140000 LD Aide/Asst Sal | 0.00 | 0.00 | 0.00 | 0.00 | 0.00 | 0.00 |
| 10E140 | 1205 | 1200 | 00 | 140000 LD Sub Teacher Sal | 3,000.00 | 807.50 | 3,145.00 | 0.00 | 0.00 | 280.00 |
| 10E140 | 1205 | 1210 | 00 | 140000 LD Sub Aide/Asst Sal | 0.00 | 0.00 | 0.00 | 0.00 | 0.00 | 0.00 |
| 10E140 | 1205 | 1300 | 00 | 140000 LATE STAY SALARIES | 3,200.00 | 0.00 | 0.00 | 0.00 | 0.00 | 3,200.00 |
| 10E--- | 1205 | 1--- | -- | ----- | 430,200.00 | 35,649.80 | 226,847.73 | 0.00 | 0.00 | 221,198.42 |
| 10E140 | 1205 | 2110 | 00 | 140000 LD Teacher TRS | 50,000.00 | 5,475.51 | 24,589.57 | 0.00 | 0.00 | 28,147.12 |
| 10E140 | 1205 | 2200 | 00 | 140000 LD Insurance Ben | 30,800.00 | 2,712.16 | 16,338.56 | 0.00 | 0.00 | 15,817.52 |
| 10E--- | 1205 | 2--- | -- | ----- | 80,800.00 | 8,187.67 | 40,928.13 | 0.00 | 0.00 | 43,964.64 |
| 10E920 | 1205 | 3190 | 00 | 920000 LD Speaker Fee | 0.00 | 0.00 | 0.00 | 0.00 | 0.00 | 0.00 |
| 10E920 | 1205 | 3320 | 00 | 920000 LD Travel | 100.00 | 0.00 | 0.00 | 0.00 | 0.00 | 100.00 |
| 10E--- | 1205 | 3--- | -- | ----- | 100.00 | 0.00 | 0.00 | 0.00 | 0.00 | 100.00 |
| 10E920 | 1205 | 4100 | 00 | 920000 LD Self Cont Supp | 0.00 | 0.00 | 0.00 | 0.00 | 0.00 | 0.00 |
| 10E920 | 1205 | 4110 | 00 | 920000 LD Inclusion Supplies | 2,090.00 | 0.00 | 799.42 | 0.00 | 317.15 | 1,037.24 |
| 10E920 | 1205 | 4200 | 00 | 920000 LD Self Cont Txtbks | 0.00 | 0.00 | 0.00 | 0.00 | 0.00 | 0.00 |
| 10E920 | 1205 | 4220 | 00 | 920000 LD Inclus Wkbks | 0.00 | 0.00 | 0.00 | 0.00 | 0.00 | 0.00 |

07

| Account Level | | | | 2012-13 | December 2012-13 | 2012-13 | 2012-13 | Encumbered | 2012-13 | |
|---------------|------|------|----|--------------------------------|------------------|------------------|-------------|----------------|---------|-----------------|
| FDTLOC | FUNC | OBJ | SJ | Description | Budget | Monthly Activity | FY Activity | Batch Activity | Amount | Available Funds |
| 10E--- | 1205 | 4--- | -- | ----- | 2,090.00 | 0.00 | 799.42 | 0.00 | 317.15 | 1,037.24 |
| 10E920 | 1205 | 5500 | 00 | 920000 LD Equipment | 0.00 | 0.00 | 0.00 | 0.00 | 0.00 | 0.00 |
| 10E--- | 1205 | 5--- | -- | ----- | 0.00 | 0.00 | 0.00 | 0.00 | 0.00 | 0.00 |
| 10E280 | 1206 | 1110 | 00 | 280000 Visual Aide Salary | 0.00 | 0.00 | 0.00 | 0.00 | 0.00 | 0.00 |
| 10E280 | 1206 | 1210 | 00 | 280000 Visual Aide Sub Sal | 0.00 | 0.00 | 0.00 | 0.00 | 0.00 | 0.00 |
| 10E--- | 1206 | 1--- | -- | ----- | 0.00 | 0.00 | 0.00 | 0.00 | 0.00 | 0.00 |
| 10E280 | 1206 | 2200 | 00 | 280000 Visual Aide Ins Ben | 0.00 | 0.00 | 0.00 | 0.00 | 0.00 | 0.00 |
| 10E--- | 1206 | 2--- | -- | ----- | 0.00 | 0.00 | 0.00 | 0.00 | 0.00 | 0.00 |
| 10E920 | 1206 | 4100 | 00 | 920000 Visual Imp Supplies | 300.00 | 0.00 | 0.00 | 0.00 | 100.00 | 200.00 |
| 10E--- | 1206 | 4--- | -- | ----- | 300.00 | 0.00 | 0.00 | 0.00 | 100.00 | 200.00 |
| 10E920 | 1206 | 5500 | 00 | 920000 Visual Equipment | 0.00 | 0.00 | 0.00 | 0.00 | 0.00 | 0.00 |
| 10E--- | 1206 | 5--- | -- | ----- | 0.00 | 0.00 | 0.00 | 0.00 | 0.00 | 0.00 |
| 10E920 | 1207 | 3230 | 00 | 920000 Hearing Imprd Rep/Maint | 250.00 | 0.00 | 0.00 | 0.00 | 0.00 | 250.00 |
| 10E--- | 1207 | 3--- | -- | ----- | 250.00 | 0.00 | 0.00 | 0.00 | 0.00 | 250.00 |
| 10E920 | 1207 | 4100 | 00 | 920000 Hearing Imprd Supplies | 50.00 | 0.00 | 0.00 | 0.00 | 0.00 | 50.00 |
| 10E--- | 1207 | 4--- | -- | ----- | 50.00 | 0.00 | 0.00 | 0.00 | 0.00 | 50.00 |
| 10E920 | 1207 | 5500 | 00 | 920000 Hearing Equipment | 0.00 | 0.00 | 0.00 | 0.00 | 0.00 | 0.00 |
| 10E--- | 1207 | 5--- | -- | ----- | 0.00 | 0.00 | 0.00 | 0.00 | 0.00 | 0.00 |
| 10E920 | 1212 | 4100 | 00 | 920000 ERHS ED Supp | 375.00 | 0.00 | 0.00 | 0.00 | 150.00 | 225.00 |
| 10E--- | 1212 | 4--- | -- | ----- | 375.00 | 0.00 | 0.00 | 0.00 | 150.00 | 225.00 |
| 10E280 | 1213 | 1100 | 00 | 280000 Homebound Teach Sal | 7,500.00 | 1,100.00 | 2,981.00 | 0.00 | 0.00 | 4,673.00 |
| 10E--- | 1213 | 1--- | -- | ----- | 7,500.00 | 1,100.00 | 2,981.00 | 0.00 | 0.00 | 4,673.00 |
| 10E280 | 1213 | 2110 | 00 | 280000 Homebound Teach TRS | 800.00 | 37.07 | 173.08 | 0.00 | 0.00 | 628.87 |
| 10E--- | 1213 | 2--- | -- | ----- | 800.00 | 37.07 | 173.08 | 0.00 | 0.00 | 628.87 |
| 10E920 | 1213 | 3190 | 00 | 920000 Homebound Pur Service | 0.00 | 0.00 | 0.00 | 0.00 | 0.00 | 0.00 |
| 10E920 | 1213 | 3320 | 00 | 920000 Homebound Travel | 500.00 | 0.00 | 56.61 | 0.00 | 0.00 | 443.39 |
| 10E--- | 1213 | 3--- | -- | ----- | 500.00 | 0.00 | 56.61 | 0.00 | 0.00 | 443.39 |
| 10E140 | 1216 | 1100 | 00 | 140000 Autism Cert Sal | 500.00 | 0.00 | 0.00 | 0.00 | 0.00 | 500.00 |
| 10E280 | 1216 | 1110 | 00 | 280000 Autism Aide Sal | 92,000.00 | 7,313.83 | 44,909.31 | 0.00 | 0.00 | 50,743.61 |
| 10E280 | 1216 | 1210 | 00 | 280000 Autism Sub Aide Sal | 5,000.00 | 1,457.75 | 4,390.75 | 0.00 | 0.00 | 1,085.25 |
| 10E--- | 1216 | 1--- | -- | ----- | 97,500.00 | 8,771.58 | 49,300.06 | 0.00 | 0.00 | 52,328.86 |
| 10E140 | 1216 | 2110 | 00 | 140000 Autism TRS | 25.00 | 0.00 | 0.00 | 0.00 | 0.00 | 25.00 |
| 10E280 | 1216 | 2130 | 00 | 280000 | 0.00 | 0.00 | 0.00 | 0.00 | 0.00 | 0.00 |
| 10E140 | 1216 | 2200 | 00 | 140000 | 0.00 | 0.00 | 0.00 | 0.00 | 0.00 | 0.00 |
| 10E280 | 1216 | 2200 | 00 | 280000 Autsim Ins Ben | 7,515.00 | 780.96 | 4,188.96 | 0.00 | 0.00 | 3,716.52 |
| 10E--- | 1216 | 2--- | -- | ----- | 7,540.00 | 780.96 | 4,188.96 | 0.00 | 0.00 | 3,741.52 |
| 10E920 | 1216 | 3190 | 00 | 920000 Autism Purchase Serv | 16,000.00 | 0.00 | 150.00 | 0.00 | 0.00 | 15,850.00 |
| 10E920 | 1216 | 3320 | 00 | 920000 Autism Travel | 1,500.00 | 0.00 | 29.63 | 0.00 | 0.00 | 1,470.37 |
| 10E--- | 1216 | 3--- | -- | ----- | 17,500.00 | 0.00 | 179.63 | 0.00 | 0.00 | 17,320.37 |
| 10E920 | 1216 | 4100 | 00 | 920000 Autism Supplies | 4,000.00 | 0.00 | 889.87 | 0.00 | 500.00 | 2,610.13 |

| | | | | Account Level | 2012-13 | December 2012-13 | 2012-13 | 2012-13 | Encumbered | 2012-13 |
|--------|------|------|----|------------------------------------|------------|------------------|-------------|----------------|------------|-----------------|
| FDTLOC | FUNC | OBJ | SJ | Description | Budget | Monthly Activity | FY Activity | Batch Activity | Amount | Available Funds |
| 10E920 | 1216 | 4220 | 00 | 920000 Autism Workbks | 0.00 | 0.00 | 0.00 | 0.00 | 0.00 | 0.00 |
| 10E920 | 1216 | 4700 | 00 | 920000 Mecca Tech-Autism Software | 500.00 | 0.00 | 0.00 | 0.00 | 0.00 | 500.00 |
| 10E--- | 1216 | 4--- | -- | ----- | 4,500.00 | 0.00 | 889.87 | 0.00 | 500.00 | 3,110.13 |
| 10E140 | 1220 | 1100 | 00 | 140000 Cross Cat Teacher Sal | 320,000.00 | 25,888.34 | 164,799.83 | 0.00 | 0.00 | 168,254.34 |
| 10E140 | 1220 | 1110 | 00 | 140000 Cross Cat Aide/Asst Sal | 105,000.00 | 8,391.98 | 50,858.66 | 0.00 | 0.00 | 58,337.33 |
| 10E140 | 1220 | 1200 | 00 | 140000 Cross Cat Sub Teach Sal | 5,000.00 | 322.50 | 2,790.42 | 0.00 | 0.00 | 2,379.58 |
| 10E140 | 1220 | 1210 | 00 | 140000 Cross Cat Sub Aide/Asst Sal | 7,000.00 | 431.37 | 2,299.24 | 0.00 | 0.00 | 4,894.13 |
| 10E--- | 1220 | 1--- | -- | ----- | 437,000.00 | 35,034.19 | 220,748.15 | 0.00 | 0.00 | 233,865.38 |
| 10E140 | 1220 | 2110 | 00 | 140000 Cross Cat Teacher TRS | 38,000.00 | 4,070.68 | 18,501.24 | 0.00 | 0.00 | 21,570.23 |
| 10E140 | 1220 | 2130 | 00 | 140000 | 0.00 | 0.00 | 0.00 | 0.00 | 0.00 | 0.00 |
| 10E140 | 1220 | 2200 | 00 | 140000 Cross Cat Insurance Ben | 50,000.00 | 4,006.42 | 24,950.67 | 0.00 | 0.00 | 27,052.54 |
| 10E--- | 1220 | 2--- | -- | ----- | 88,000.00 | 8,077.10 | 43,451.91 | 0.00 | 0.00 | 48,622.77 |
| 10E920 | 1220 | 3190 | 00 | 920000 Cross Cat PUR SERV | 500.00 | 20.00 | 20.00 | 0.00 | 0.00 | 480.00 |
| 10E920 | 1220 | 3320 | 00 | 920000 Cross Cat Travel | 2,000.00 | 0.00 | 0.00 | 0.00 | 0.00 | 2,000.00 |
| 10E--- | 1220 | 3--- | -- | ----- | 2,500.00 | 20.00 | 20.00 | 0.00 | 0.00 | 2,480.00 |
| 10E920 | 1220 | 4100 | 00 | 920000 Cross Cat Supplies | 4,660.00 | 503.24 | 3,087.98 | 240.83 | 565.92 | 850.57 |
| 10E920 | 1220 | 4100 | 61 | 000000 Cross Cat Comp Supp | 500.00 | 74.75 | 74.75 | 0.00 | 0.00 | 425.25 |
| 10E920 | 1220 | 4200 | 00 | 920000 Cross Cat Textbks | 0.00 | 0.00 | 0.00 | 0.00 | 0.00 | 0.00 |
| 10E920 | 1220 | 4220 | 00 | 920000 Cross Cat Workbks | 0.00 | 0.00 | 0.00 | 0.00 | 0.00 | 0.00 |
| 10E920 | 1220 | 4700 | 00 | 000000 Cross Cat Software | 3,400.00 | 1,530.98 | 1,530.98 | 0.00 | 0.00 | 1,869.02 |
| 10E--- | 1220 | 4--- | -- | ----- | 8,560.00 | 2,108.97 | 4,693.71 | 240.83 | 565.92 | 3,144.84 |
| 10E920 | 1220 | 5500 | 00 | 920000 Cross Cat Equipment | 0.00 | 0.00 | 0.00 | 0.00 | 0.00 | 0.00 |
| 10E--- | 1220 | 5--- | -- | ----- | 0.00 | 0.00 | 0.00 | 0.00 | 0.00 | 0.00 |
| 10E100 | 1250 | 1100 | 00 | 100000 Title I Teacher Sal | 77,319.00 | 7,731.80 | 34,807.51 | 0.00 | 0.00 | 46,391.80 |
| 10E500 | 1250 | 1100 | 00 | 500000 Title I Teach Sal Prior | 15,795.00 | 0.00 | 15,794.12 | 0.00 | 0.00 | 0.88 |
| 10E100 | 1250 | 1110 | 00 | 100000 Title I Aide/Asst Sal | 91,011.00 | 12,022.34 | 49,027.31 | 0.00 | 0.00 | 47,269.66 |
| 10E500 | 1250 | 1110 | 00 | 500000 Title I Aide/Asst Sal Pr | 15,367.00 | 0.00 | 15,366.24 | 0.00 | 0.00 | 0.76 |
| 10E100 | 1250 | 1200 | 00 | 100000 Title I Sub Teach Sal | 850.00 | 0.00 | 85.00 | 0.00 | 0.00 | 765.00 |
| 10E500 | 1250 | 1200 | 00 | 500000 Title I Sub | 0.00 | 0.00 | 0.00 | 0.00 | 0.00 | 0.00 |
| 10E100 | 1250 | 1210 | 00 | 100000 Title I Sub Aide/Ast Sal | 7,650.00 | 262.50 | 3,375.00 | 0.00 | 0.00 | 4,537.50 |
| 10E500 | 1250 | 1210 | 00 | 500000 Title I Sub TA Sal | 0.00 | 0.00 | 0.00 | 0.00 | 0.00 | 0.00 |
| 10E100 | 1250 | 1300 | 00 | 100000 Title I Tutoring Sal | 25,000.00 | 4,724.50 | 7,320.50 | 0.00 | 0.00 | 17,921.50 |
| 10E500 | 1250 | 1300 | 00 | 500000 Title I Tutor Sal | 0.00 | 0.00 | 0.00 | 0.00 | 0.00 | 0.00 |
| 10E100 | 1250 | 1310 | 00 | 100000 Title I N/C Tutoring | 1,008.00 | 1,684.68 | 2,847.68 | 0.00 | 0.00 | -1,322.68 |
| 10E500 | 1250 | 1310 | 00 | 500000 Title I Tutor Aide Sal | 1,480.00 | 0.00 | 1,479.50 | 0.00 | 0.00 | 0.50 |
| 10E--- | 1250 | 1--- | -- | ----- | 235,480.00 | 26,425.82 | 130,102.86 | 0.00 | 0.00 | 115,564.92 |
| 10E100 | 1250 | 2110 | 00 | 100000 Title I Teacher TRS | 51,000.00 | 6,425.07 | 22,936.18 | 0.00 | 0.00 | 30,378.38 |
| 10E500 | 1250 | 2110 | 00 | 500000 Title I TRS | 0.00 | 0.00 | 0.00 | 0.00 | 0.00 | 0.00 |
| 10E100 | 1250 | 2130 | 00 | 100000 | 0.00 | 0.00 | 0.00 | 0.00 | 0.00 | 0.00 |
| 10E100 | 1250 | 2200 | 00 | 100000 Title I Insurance Ben | 19,705.00 | 2,080.34 | 8,053.39 | 0.00 | 0.00 | 12,686.18 |

72

| Account Level | | | | 2012-13 | December 2012-13 | 2012-13 | 2012-13 | Encumbered | 2012-13 | | |
|---------------|------|------|----|-------------|--------------------------|------------------|-------------|----------------|----------|-----------------|------------|
| FDTLOC | FUNC | OBJ | SJ | Description | Budget | Monthly Activity | FY Activity | Batch Activity | Amount | Available Funds | |
| 10E500 | 1250 | 2200 | 00 | 500000 | Title I Ins Ben Prior | 2,887.00 | 0.00 | 2,887.20 | 0.00 | 0.00 | -0.20 |
| 10E--- | 1250 | 2--- | -- | ----- | 73,592.00 | 8,505.41 | 33,876.77 | 0.00 | 0.00 | 43,064.36 | |
| 10E100 | 1250 | 3190 | 00 | 100000 | Title I Pur Serv | 0.00 | 0.00 | 0.00 | 0.00 | 0.00 | 0.00 |
| 10E500 | 1250 | 3190 | 00 | 500000 | Title I Pur Serv | 0.00 | 0.00 | 0.00 | 0.00 | 0.00 | 0.00 |
| 10E--- | 1250 | 3--- | -- | ----- | 0.00 | 0.00 | 0.00 | 0.00 | 0.00 | 0.00 | 0.00 |
| 10E100 | 1250 | 4100 | 00 | 100000 | Title I Supplies | 23,158.00 | 710.87 | 2,344.49 | 0.00 | 1,605.77 | 19,207.74 |
| 10E500 | 1250 | 4100 | 00 | 500000 | Title I Supp | 0.00 | 0.00 | 0.00 | 0.00 | 0.00 | 0.00 |
| 10E--- | 1250 | 4--- | -- | ----- | 23,158.00 | 710.87 | 2,344.49 | 0.00 | 1,605.77 | 19,207.74 | |
| 10E--- | 12-- | ---- | -- | ----- | 1,604,795.00 | 143,052.16 | 804,128.05 | 240.83 | 3,238.84 | 863,559.32 | |
| 10E050 | 1400 | 1100 | 00 | 000000 | ERHS Voc Teach Sal | 460,000.00 | 40,957.76 | 263,158.06 | 0.00 | 0.00 | 217,290.82 |
| 10E390 | 1400 | 1100 | 00 | 390000 | Vocational Tutor Sal | 11,000.00 | 1,360.00 | 7,939.00 | 0.00 | 0.00 | 3,741.00 |
| 10E050 | 1400 | 1200 | 00 | 000000 | ERHS Voc Sub Teach Sal | 2,500.00 | 425.00 | 1,900.00 | 0.00 | 0.00 | 685.00 |
| 10E--- | 1400 | 1--- | -- | ----- | 473,500.00 | 42,742.76 | 272,997.06 | 0.00 | 0.00 | 221,716.82 | |
| 10E050 | 1400 | 2110 | 00 | 000000 | ERHS Voc TRS | 60,300.00 | 6,433.46 | 28,934.99 | 0.00 | 0.00 | 34,576.05 |
| 10E390 | 1400 | 2130 | 00 | 390000 | | 0.00 | 0.00 | 0.00 | 0.00 | 0.00 | 0.00 |
| 10E050 | 1400 | 2200 | 00 | 000000 | ERHS Voc Ins Benefit | 26,000.00 | 1,857.37 | 12,131.57 | 0.00 | 0.00 | 14,840.39 |
| 10E390 | 1400 | 2200 | 00 | 390000 | Vocational Tutor Ins Ben | 0.00 | 0.00 | 0.00 | 0.00 | 0.00 | 0.00 |
| 10E--- | 1400 | 2--- | -- | ----- | 86,300.00 | 8,290.83 | 41,066.56 | 0.00 | 0.00 | 49,416.44 | |
| 10E050 | 1400 | 3140 | 00 | 000000 | ERHS Voc OCC Mech Class | 525.00 | 0.00 | 375.00 | 0.00 | 0.00 | 150.00 |
| 10E050 | 1400 | 3190 | 00 | 000000 | ERHS Voc Pur Serv | 0.00 | 22.00 | 22.00 | 0.00 | 0.00 | -22.00 |
| 10E050 | 1400 | 3190 | 01 | 000000 | ERHS Ag Entry Fees | 530.00 | 12.00 | 152.00 | 0.00 | 378.00 | 0.00 |
| 10E050 | 1400 | 3190 | 07 | 000000 | ERHS Health Pur Serv | 0.00 | 0.00 | 0.00 | 0.00 | 0.00 | 0.00 |
| 10E050 | 1400 | 3190 | 10 | 000000 | ERHS Inc Occ Pur Serv | 0.00 | 85.78 | 584.41 | 0.00 | 415.59 | -1,000.00 |
| 10E490 | 1400 | 3190 | 00 | 490000 | ERHS AG Grant Pur Serv | 240.00 | 0.00 | 0.00 | 0.00 | 0.00 | 240.00 |
| 10E050 | 1400 | 3230 | 00 | 000000 | ERHS Gen Voc Rep/Maint | 100.00 | 0.00 | 0.00 | 0.00 | 0.00 | 100.00 |
| 10E050 | 1400 | 3230 | 01 | 000000 | ERHS Ag Repair/Maint | 100.00 | 0.00 | 0.00 | 0.00 | 100.00 | 0.00 |
| 10E050 | 1400 | 3230 | 10 | 000000 | ERHS Ind Occ Rep/Maint | 500.00 | 0.00 | 0.00 | 0.00 | 0.00 | 500.00 |
| 10E050 | 1400 | 3230 | 61 | 000000 | ERHS Comp Lab Rep/Maint | 2,000.00 | 0.00 | 142.25 | 0.00 | 0.00 | 1,857.75 |
| 10E050 | 1400 | 3320 | 00 | 000000 | Voc Ed Tvl-General | 2,000.00 | 0.00 | 131.79 | 90.97 | 0.00 | 1,777.24 |
| 10E050 | 1400 | 3320 | 01 | 000000 | ERHS Ag Travel | 500.00 | 0.00 | 488.48 | 0.00 | 0.00 | 11.52 |
| 10E050 | 1400 | 3320 | 07 | 000000 | ERHS Health Occ Travel | 600.00 | 0.00 | 0.00 | 0.00 | 0.00 | 600.00 |
| 10E050 | 1400 | 3320 | 14 | 000000 | ERHS Business Travel | 0.00 | 0.00 | 0.00 | 0.00 | 0.00 | 0.00 |
| 10E540 | 1400 | 3320 | 00 | 540000 | Tech Prep Trav | 0.00 | 0.00 | 0.00 | 0.00 | 0.00 | 0.00 |
| 10E--- | 1400 | 3--- | -- | ----- | 7,095.00 | 119.78 | 1,895.93 | 90.97 | 893.59 | 4,214.51 | |
| 10E050 | 1400 | 4100 | 00 | 000000 | ERHS Vocational Supp | 55,701.00 | 758.00 | 50,524.61 | 0.00 | 0.00 | 5,176.39 |
| 10E050 | 1400 | 4100 | 01 | 000000 | ERHS Ag Supplies | 9,820.00 | 199.73 | 2,187.33 | 0.00 | 7,863.45 | 200.00 |
| 10E050 | 1400 | 4100 | 07 | 000000 | ERHS Health Occ Supplies | 300.00 | 0.00 | -20.63 | 0.00 | 115.80 | 204.83 |
| 10E050 | 1400 | 4100 | 09 | 000000 | ERHS Home Ec Supp | 5,580.00 | 217.56 | 961.86 | 0.00 | 4,550.14 | 68.00 |
| 10E050 | 1400 | 4100 | 10 | 000000 | ERHS Ind Occ Supplies | 4,970.00 | 122.13 | 924.05 | 0.00 | 2,851.06 | 1,414.86 |
| 10E050 | 1400 | 4100 | 14 | 000000 | ERHS Business Supplies | 5,160.00 | 1,296.00 | 2,294.74 | 0.00 | 2,524.98 | 340.28 |

67

| Account Level | | | | 2012-13 | December 2012-13 | 2012-13 | 2012-13 | Encumbered | 2012-13 | | |
|---------------|------|------|----|-------------|---------------------------------|------------------|-------------|----------------|---------|-----------------|------------|
| FDTLOC | FUNC | OBJ | SJ | Description | Budget | Monthly Activity | FY Activity | Batch Activity | Amount | Available Funds | |
| 10E050 | 1400 | 4100 | 61 | 000000 | ERHS Computer Lab Supp | 5,000.00 | 856.52 | 856.52 | 0.00 | 430.00 | 3,713.48 |
| 10E490 | 1400 | 4100 | 00 | 490000 | ERHS AG Grant Supplies | 2,700.00 | 0.00 | 0.00 | 0.00 | 0.00 | 2,700.00 |
| 10E540 | 1400 | 4100 | 00 | 540000 | Federal Tech Prep Supp | 0.00 | 0.00 | 0.00 | 0.00 | 0.00 | 0.00 |
| 10E050 | 1400 | 4110 | 09 | 000000 | ERHS FACS SUPPLIES | 1,600.00 | 86.99 | 717.80 | 0.00 | 840.50 | 41.70 |
| 10E050 | 1400 | 4200 | 00 | 000000 | ERHS New Textbooks | 1,000.00 | 0.00 | 0.00 | 0.00 | 0.00 | 1,000.00 |
| 10E050 | 1400 | 4210 | 00 | 000000 | ERHS Voc Replcmt Txtbks | 1,000.00 | 0.00 | 0.00 | 0.00 | 0.00 | 1,000.00 |
| 10E050 | 1400 | 4220 | 00 | 000000 | ERHS Voc Wrkbks | 1,000.00 | 0.00 | 555.50 | 0.00 | 0.00 | 444.50 |
| 10E050 | 1400 | 4400 | 00 | 000000 | Vocational Subscriptions | 0.00 | 0.00 | 0.00 | 0.00 | 0.00 | 0.00 |
| 10E050 | 1400 | 4400 | 01 | 000000 | Voc Ed-Ag Subscriptions | 1,050.00 | 0.00 | 750.00 | 0.00 | 300.00 | 0.00 |
| 10E050 | 1400 | 4400 | 09 | 000000 | ERHS Home Ec Subscriptions | 20.00 | 0.00 | 0.00 | 0.00 | 0.00 | 20.00 |
| 10E050 | 1400 | 4400 | 10 | 000000 | ERHS Ind Occ Subscription Renwl | 30.00 | 0.00 | 0.00 | 0.00 | 0.00 | 30.00 |
| 10E050 | 1400 | 4700 | 00 | 000000 | ERHS Voc Software | 0.00 | 0.00 | 0.00 | 0.00 | 0.00 | 0.00 |
| 10E050 | 1400 | 4700 | 09 | 000000 | Voc Ed-FACS Dept Software | 0.00 | 0.00 | 0.00 | 0.00 | 0.00 | 0.00 |
| 10E--- | 1400 | 4--- | -- | ----- | | 94,931.00 | 3,536.93 | 59,751.78 | 0.00 | 19,475.93 | 16,354.04 |
| 10E050 | 1400 | 5500 | 00 | 000000 | ERHS VOC Equipment | 6,600.00 | 0.00 | 4,404.62 | 0.00 | 2,747.53 | -552.15 |
| 10E050 | 1400 | 5500 | 01 | 000000 | ERHS Ag Equipment | 0.00 | 0.00 | 0.00 | 0.00 | 0.00 | 0.00 |
| 10E050 | 1400 | 5500 | 09 | 000000 | ERHS Home Ec Equip | 0.00 | 0.00 | 0.00 | 0.00 | 0.00 | 0.00 |
| 10E050 | 1400 | 5500 | 10 | 000000 | ERHS Ind Occ Equip | 0.00 | 0.00 | 0.00 | 0.00 | 0.00 | 0.00 |
| 10E050 | 1400 | 5500 | 14 | 000000 | ERHS Voc Busns Equip | 0.00 | 0.00 | 0.00 | 0.00 | 0.00 | 0.00 |
| 10E050 | 1400 | 5500 | 17 | 000000 | ERHS Voc Mod Tech Equip | 0.00 | 0.00 | 0.00 | 0.00 | 0.00 | 0.00 |
| 10E050 | 1400 | 5500 | 61 | 000000 | ERHS VOC Computer Equipment | 7,200.00 | 0.00 | 0.00 | 0.00 | 0.00 | 7,200.00 |
| 10E380 | 1400 | 5500 | 00 | 380000 | Voc Ed Tech Prep Equip | 0.00 | 0.00 | 0.00 | 0.00 | 0.00 | 0.00 |
| 10E490 | 1400 | 5500 | 00 | 490000 | Ag Grant Equip | 0.00 | 0.00 | 0.00 | 0.00 | 0.00 | 0.00 |
| 10E540 | 1400 | 5500 | 00 | 540000 | Fed Tech Prep Equip | 0.00 | 0.00 | 0.00 | 0.00 | 0.00 | 0.00 |
| 10E--- | 1400 | 5--- | -- | ----- | | 13,800.00 | 0.00 | 4,404.62 | 0.00 | 2,747.53 | 6,647.85 |
| 10E050 | 1400 | 6000 | 16 | 000000 | ERHS Voc Sale BT house | 175,000.00 | 174,855.28 | 174,855.28 | 0.00 | 0.00 | 144.72 |
| 10E050 | 1400 | 6400 | 00 | 000000 | ERHS Dues/Fees | 0.00 | 0.00 | 0.00 | 0.00 | 0.00 | 0.00 |
| 10E050 | 1400 | 6410 | 00 | 000000 | Voc Reg Del Match Fee | 1,990.00 | 0.00 | 1,989.58 | 0.00 | 0.00 | 0.42 |
| 10E--- | 1400 | 6--- | -- | ----- | | 176,990.00 | 174,855.28 | 176,844.86 | 0.00 | 0.00 | 145.14 |
| 10E410 | 1459 | 1110 | 00 | 410000 | JROTC Instructor Sal | 122,000.00 | 9,726.24 | 63,220.56 | 0.00 | 0.00 | 63,642.56 |
| 10E--- | 1459 | 1--- | -- | ----- | | 122,000.00 | 9,726.24 | 63,220.56 | 0.00 | 0.00 | 63,642.56 |
| 10E410 | 1459 | 2130 | 00 | 410000 | | 0.00 | 0.00 | 0.00 | 0.00 | 0.00 | 0.00 |
| 10E410 | 1459 | 2200 | 00 | 410000 | JROTC Insurance Ben | 29.00 | 2.40 | 15.60 | 0.00 | 0.00 | 14.60 |
| 10E--- | 1459 | 2--- | -- | ----- | | 29.00 | 2.40 | 15.60 | 0.00 | 0.00 | 14.60 |
| 10E--- | 14-- | ---- | -- | ----- | | 974,645.00 | 239,274.22 | 620,196.97 | 90.97 | 23,117.05 | 362,151.96 |
| 10E050 | 1500 | 1100 | 00 | 000000 | ERHS A D Sal | 5,300.00 | 433.14 | 2,815.41 | 0.00 | 0.00 | 2,701.16 |
| 10E--- | 1500 | 1--- | -- | ----- | | 5,300.00 | 433.14 | 2,815.41 | 0.00 | 0.00 | 2,701.16 |
| 10E050 | 1500 | 2110 | 00 | 000000 | ERHS A D TRS | 750.00 | 51.02 | 331.64 | 0.00 | 0.00 | 443.87 |
| 10E--- | 1500 | 2--- | -- | ----- | | 750.00 | 51.02 | 331.64 | 0.00 | 0.00 | 443.87 |
| 10E050 | 1500 | 3100 | 00 | 000000 | Athletic Train/RMH | 40,000.00 | 0.00 | 25,000.00 | 0.00 | 15,000.00 | 0.00 |

| Account Level | | | | 2012-13 | December 2012-13 | 2012-13 | 2012-13 | Encumbered | 2012-13 | |
|---------------|------|------|-----------|---------------------------|------------------|------------------|-------------|----------------|-----------|-----------------|
| FDTLOC | FUNC | OBJ | SJ | Description | Budget | Monthly Activity | FY Activity | Batch Activity | Amount | Available Funds |
| 10E050 | 1500 | 3190 | 00 000000 | ERHS AD Game/Dance Scrty | 1,000.00 | 2,150.00 | 2,150.00 | 0.00 | 0.00 | -1,150.00 |
| 10E050 | 1500 | 3230 | 00 000000 | ERHS A D Rep/Maint | 100.00 | 0.00 | 0.00 | 0.00 | 0.00 | 100.00 |
| 10E050 | 1500 | 3260 | 00 000000 | ERHS A D Postage | 500.00 | 0.00 | 0.00 | 0.00 | 0.00 | 500.00 |
| 10E050 | 1500 | 3320 | 00 000000 | ERHS A D Travel | 1,300.00 | 234.45 | 834.74 | 0.00 | 0.00 | 465.26 |
| 10E050 | 1500 | 3910 | 00 000000 | ERHS A D Playoffs | 7,000.00 | 188.60 | 2,787.81 | 0.00 | 0.00 | 4,212.19 |
| 10E--- | 1500 | 3--- | -- | ----- | 49,900.00 | 2,573.05 | 30,772.55 | 0.00 | 15,000.00 | 4,127.45 |
| 10E050 | 1500 | 4100 | 00 000000 | ERHS A D Supplies | 1,850.00 | 0.00 | 1,645.90 | 193.56 | 78.00 | -67.46 |
| 10E050 | 1500 | 4110 | 00 000000 | ERHS A D Awards | 600.00 | 0.00 | 600.00 | 0.00 | 0.00 | 0.00 |
| 10E050 | 1500 | 4120 | 00 000000 | ERHS Sport uniforms | 6,000.00 | 0.00 | 6,000.00 | 0.00 | 0.00 | 0.00 |
| 10E050 | 1500 | 4700 | 00 000000 | ERHS AD Software | 300.00 | 0.00 | 300.00 | 0.00 | 0.00 | 0.00 |
| 10E--- | 1500 | 4--- | -- | ----- | 8,750.00 | 0.00 | 8,545.90 | 193.56 | 78.00 | -67.46 |
| 10E050 | 1500 | 6400 | 00 000000 | ERHS A D Dues/Fees | 500.00 | 0.00 | 0.00 | 0.00 | 0.00 | 500.00 |
| 10E--- | 1500 | 6--- | -- | ----- | 500.00 | 0.00 | 0.00 | 0.00 | 0.00 | 500.00 |
| 10E050 | 1509 | 1100 | 00 000000 | ERHS Pep Club Advisor Sal | 0.00 | 0.00 | 0.00 | 0.00 | 0.00 | 0.00 |
| 10E--- | 1509 | 1--- | -- | ----- | 0.00 | 0.00 | 0.00 | 0.00 | 0.00 | 0.00 |
| 10E050 | 1509 | 2110 | 00 000000 | ERHS Pep Club TRS | 0.00 | 0.00 | 0.00 | 0.00 | 0.00 | 0.00 |
| 10E--- | 1509 | 2--- | -- | ----- | 0.00 | 0.00 | 0.00 | 0.00 | 0.00 | 0.00 |
| 10E050 | 1510 | 1100 | 00 000000 | ERHS Cheerldr Spons Sal | 4,000.00 | 0.00 | 1,674.84 | 0.00 | 0.00 | 2,325.16 |
| 10E--- | 1510 | 1--- | -- | ----- | 4,000.00 | 0.00 | 1,674.84 | 0.00 | 0.00 | 2,325.16 |
| 10E050 | 1510 | 2110 | 00 000000 | ERHS Cheerldr Spons TRS | 300.00 | 0.00 | 133.91 | 0.00 | 0.00 | 166.09 |
| 10E--- | 1510 | 2--- | -- | ----- | 300.00 | 0.00 | 133.91 | 0.00 | 0.00 | 166.09 |
| 10E050 | 1510 | 3190 | 00 000000 | ERHS Cheerldr Part Exp | 100.00 | 0.00 | 0.00 | 0.00 | 0.00 | 100.00 |
| 10E050 | 1510 | 3320 | 00 000000 | ERHS Cheerldr Travel | 600.00 | 0.00 | 0.00 | 0.00 | 0.00 | 600.00 |
| 10E--- | 1510 | 3--- | -- | ----- | 700.00 | 0.00 | 0.00 | 0.00 | 0.00 | 700.00 |
| 10E050 | 1510 | 4100 | 00 000000 | ERHS Cheerldr Supplies | 300.00 | 0.00 | 300.00 | 0.00 | 0.00 | 0.00 |
| 10E--- | 1510 | 4--- | -- | ----- | 300.00 | 0.00 | 300.00 | 0.00 | 0.00 | 0.00 |
| 10E050 | 1511 | 1100 | 00 000000 | ERHS Golf Coach Sal | 3,500.00 | 0.00 | 3,248.55 | 0.00 | 0.00 | 251.45 |
| 10E--- | 1511 | 1--- | -- | ----- | 3,500.00 | 0.00 | 3,248.55 | 0.00 | 0.00 | 251.45 |
| 10E050 | 1511 | 2110 | 00 000000 | ERHS Golf Coach TRS | 450.00 | 0.00 | 382.59 | 0.00 | 0.00 | 67.41 |
| 10E--- | 1511 | 2--- | -- | ----- | 450.00 | 0.00 | 382.59 | 0.00 | 0.00 | 67.41 |
| 10E050 | 1511 | 3190 | 00 000000 | ERHS Golf Part Exp | 300.00 | 0.00 | 300.00 | 0.00 | 0.00 | 0.00 |
| 10E050 | 1511 | 3320 | 00 000000 | ERHS Golf Trav | 300.00 | 0.00 | 212.64 | 0.00 | 0.00 | 87.36 |
| 10E--- | 1511 | 3--- | -- | ----- | 600.00 | 0.00 | 512.64 | 0.00 | 0.00 | 87.36 |
| 10E050 | 1511 | 4100 | 00 000000 | ERHS Golf Supplies | 360.00 | 0.00 | 360.00 | 0.00 | 0.00 | 0.00 |
| 10E--- | 1511 | 4--- | -- | ----- | 360.00 | 0.00 | 360.00 | 0.00 | 0.00 | 0.00 |
| 10E050 | 1512 | 1100 | 00 000000 | ERHS X Cntry Sal | 4,108.00 | 0.00 | 4,107.50 | 0.00 | 0.00 | 0.50 |
| 10E050 | 1512 | 1120 | 00 000000 | ERHS X C Workers | 36.00 | 0.00 | 36.00 | 0.00 | 0.00 | 0.00 |
| 10E--- | 1512 | 1--- | -- | ----- | 4,144.00 | 0.00 | 4,143.50 | 0.00 | 0.00 | 0.50 |
| 10E050 | 1512 | 2110 | 00 000000 | ERHS X Cntry TRS | 488.00 | 0.00 | 487.99 | 0.00 | 0.00 | 0.01 |
| 10E--- | 1512 | 2--- | -- | ----- | 488.00 | 0.00 | 487.99 | 0.00 | 0.00 | 0.01 |

97

| Account Level | | | | 2012-13 | December 2012-13 | 2012-13 | 2012-13 | Encumbered | 2012-13 | |
|---------------|------|------|-----------|--------------------------|------------------|------------------|-------------|----------------|---------|-----------------|
| FDTLOC | FUNC | OBJ | SJ | Description | Budget | Monthly Activity | FY Activity | Batch Activity | Amount | Available Funds |
| 10E050 | 1512 | 3190 | 00 000000 | ERHS X C Part Exp | 650.00 | 65.00 | 280.00 | 0.00 | 0.00 | 370.00 |
| 10E050 | 1512 | 3320 | 00 000000 | Cross Country Travel | 229.00 | 0.00 | 150.00 | 0.00 | 0.00 | 79.00 |
| 10E--- | 1512 | 3--- | -- | ----- | 879.00 | 65.00 | 430.00 | 0.00 | 0.00 | 449.00 |
| 10E050 | 1512 | 4100 | 00 000000 | ERHS X C Supplies | 431.00 | 0.00 | 154.83 | 0.00 | 261.21 | 14.96 |
| 10E--- | 1512 | 4--- | -- | ----- | 431.00 | 0.00 | 154.83 | 0.00 | 261.21 | 14.96 |
| 10E050 | 1513 | 1100 | 00 000000 | ERHS Dance Team Coach | 1,750.00 | 0.00 | 537.84 | 0.00 | 0.00 | 1,212.16 |
| 10E--- | 1513 | 1--- | -- | ----- | 1,750.00 | 0.00 | 537.84 | 0.00 | 0.00 | 1,212.16 |
| 10E050 | 1513 | 2110 | 00 000000 | ERHS Dance TRS | 0.00 | 0.00 | 0.00 | 0.00 | 0.00 | 0.00 |
| 10E--- | 1513 | 2--- | -- | ----- | 0.00 | 0.00 | 0.00 | 0.00 | 0.00 | 0.00 |
| 10E050 | 1513 | 4100 | 00 000000 | ERHS Dance Team Supp | 300.00 | 0.00 | 0.00 | 0.00 | 0.00 | 300.00 |
| 10E--- | 1513 | 4--- | -- | ----- | 300.00 | 0.00 | 0.00 | 0.00 | 0.00 | 300.00 |
| 10E050 | 1520 | 1100 | 00 000000 | ERHS Girls Tennis Coach | 2,869.00 | 0.00 | 2,868.48 | 0.00 | 0.00 | 0.52 |
| 10E--- | 1520 | 1--- | -- | ----- | 2,869.00 | 0.00 | 2,868.48 | 0.00 | 0.00 | 0.52 |
| 10E050 | 1520 | 2110 | 00 000000 | ERHS Girls Tennis TRS | 0.00 | 0.00 | 0.00 | 0.00 | 0.00 | 0.00 |
| 10E--- | 1520 | 2--- | -- | ----- | 0.00 | 0.00 | 0.00 | 0.00 | 0.00 | 0.00 |
| 10E050 | 1520 | 3190 | 00 000000 | ERHS Grls Tns Part Exp | 205.00 | 0.00 | 205.00 | 0.00 | 0.00 | 0.00 |
| 10E050 | 1520 | 3320 | 00 000000 | ERHS Girls Tennis Tvl | 300.00 | 0.00 | 60.00 | 0.00 | 0.00 | 240.00 |
| 10E--- | 1520 | 3--- | -- | ----- | 505.00 | 0.00 | 265.00 | 0.00 | 0.00 | 240.00 |
| 10E050 | 1520 | 4100 | 00 000000 | ERHS Grls Tns Supplies | 270.00 | 0.00 | 201.68 | 0.00 | 0.00 | 68.32 |
| 10E--- | 1520 | 4--- | -- | ----- | 270.00 | 0.00 | 201.68 | 0.00 | 0.00 | 68.32 |
| 10E050 | 1521 | 1100 | 00 000000 | ERHS Vlybl Coach Salary | 6,515.00 | 0.00 | 5,847.39 | 0.00 | 0.00 | 667.61 |
| 10E050 | 1521 | 1120 | 00 000000 | ERHS Vlybl Game Wrks Sal | 800.00 | 0.00 | 666.00 | 0.00 | 0.00 | 134.00 |
| 10E--- | 1521 | 1--- | -- | ----- | 7,315.00 | 0.00 | 6,513.39 | 0.00 | 0.00 | 801.61 |
| 10E050 | 1521 | 2110 | 00 000000 | ERHS Vlybl Coach TRS | 1,000.00 | 0.00 | 688.66 | 0.00 | 0.00 | 311.34 |
| 10E--- | 1521 | 2--- | -- | ----- | 1,000.00 | 0.00 | 688.66 | 0.00 | 0.00 | 311.34 |
| 10E050 | 1521 | 3100 | 00 000000 | ERHS Vlybl Officials | 1,824.00 | 0.00 | 1,823.86 | 0.00 | 0.00 | 0.14 |
| 10E050 | 1521 | 3190 | 00 000000 | ERHS Vlybl Part Exp | 592.00 | 0.00 | 592.00 | 0.00 | 0.00 | 0.00 |
| 10E050 | 1521 | 3320 | 00 000000 | ERHS Vlybl Travel | 300.00 | 0.00 | 150.00 | 0.00 | 0.00 | 150.00 |
| 10E--- | 1521 | 3--- | -- | ----- | 2,716.00 | 0.00 | 2,565.86 | 0.00 | 0.00 | 150.14 |
| 10E050 | 1521 | 4100 | 00 000000 | ERHS Vlybl Supplies | 900.00 | 0.00 | 795.59 | 0.00 | 90.00 | 14.41 |
| 10E--- | 1521 | 4--- | -- | ----- | 900.00 | 0.00 | 795.59 | 0.00 | 90.00 | 14.41 |
| 10E050 | 1521 | 5400 | 00 000000 | ERHS Vlybl Equipment | 0.00 | 0.00 | 0.00 | 0.00 | 0.00 | 0.00 |
| 10E050 | 1521 | 5500 | 00 000000 | ERHS Volleyball Equip | 0.00 | 0.00 | 0.00 | 0.00 | 0.00 | 0.00 |
| 10E--- | 1521 | 5--- | -- | ----- | 0.00 | 0.00 | 0.00 | 0.00 | 0.00 | 0.00 |
| 10E050 | 1522 | 1100 | 00 000000 | ERHS Girls Bsktbl Coach | 13,500.00 | 0.00 | 24.00 | 0.00 | 0.00 | 13,500.00 |
| 10E050 | 1522 | 1120 | 00 000000 | ERHS Grls Bsktbl Wkr Sal | 1,000.00 | 36.00 | 183.00 | 0.00 | 0.00 | 964.00 |
| 10E--- | 1522 | 1--- | -- | ----- | 14,500.00 | 36.00 | 207.00 | 0.00 | 0.00 | 14,464.00 |
| 10E050 | 1522 | 2110 | 00 000000 | ERHS Grls Bsktbl Cch TRS | 1,750.00 | 4.24 | 7.06 | 0.00 | 0.00 | 1,745.76 |
| 10E--- | 1522 | 2--- | -- | ----- | 1,750.00 | 4.24 | 7.06 | 0.00 | 0.00 | 1,745.76 |
| 10E050 | 1522 | 3100 | 00 000000 | ERHS Grls Bsktbl Offical | 2,400.00 | 600.00 | 600.00 | 0.00 | 0.00 | 1,800.00 |

97

| Account Level | | | | 2012-13 | December 2012-13 | 2012-13 | 2012-13 | Encumbered | 2012-13 | |
|---------------|------|------|-----------|--------------------------|------------------|------------------|-------------|----------------|----------|-----------------|
| FDTLOC | FUNC | OBJ | SJ | Description | Budget | Monthly Activity | FY Activity | Batch Activity | Amount | Available Funds |
| 10E050 | 1522 | 3190 | 00 000000 | ERHS Grls Bskbl Part Exp | 600.00 | 250.00 | 250.00 | 0.00 | 0.00 | 350.00 |
| 10E050 | 1522 | 3320 | 00 000000 | ERHS Grls Bsktbl Travel | 300.00 | 0.00 | 0.00 | 0.00 | 0.00 | 300.00 |
| 10E--- | 1522 | 3--- | -- | ----- | 3,300.00 | 850.00 | 850.00 | 0.00 | 0.00 | 2,450.00 |
| 10E050 | 1522 | 4100 | 00 000000 | ERHS Grls Bsktbl Supp | 1,800.00 | 0.00 | 0.00 | 0.00 | 1,800.00 | 0.00 |
| 10E--- | 1522 | 4--- | -- | ----- | 1,800.00 | 0.00 | 0.00 | 0.00 | 1,800.00 | 0.00 |
| 10E050 | 1523 | 1100 | 00 000000 | ERHS Grls Trck Coach Sal | 3,250.00 | 0.00 | 0.00 | 0.00 | 0.00 | 3,250.00 |
| 10E050 | 1523 | 1120 | 00 000000 | ERHS Girls Track Workers | 300.00 | 0.00 | 0.00 | 0.00 | 0.00 | 300.00 |
| 10E--- | 1523 | 1--- | -- | ----- | 3,550.00 | 0.00 | 0.00 | 0.00 | 0.00 | 3,550.00 |
| 10E050 | 1523 | 2110 | 00 000000 | ERHS Girls Track TRS | 400.00 | 0.00 | 0.00 | 0.00 | 0.00 | 400.00 |
| 10E--- | 1523 | 2--- | -- | ----- | 400.00 | 0.00 | 0.00 | 0.00 | 0.00 | 400.00 |
| 10E050 | 1523 | 3100 | 00 000000 | ERHS Grls Trck Official | 225.00 | 0.00 | 0.00 | 0.00 | 0.00 | 225.00 |
| 10E050 | 1523 | 3190 | 00 000000 | ERHS Grls Trck Part Exp | 650.00 | 0.00 | 0.00 | 0.00 | 0.00 | 650.00 |
| 10E050 | 1523 | 3320 | 00 000000 | ERHS Grls Trck Travel | 300.00 | 0.00 | 0.00 | 0.00 | 0.00 | 300.00 |
| 10E--- | 1523 | 3--- | -- | ----- | 1,175.00 | 0.00 | 0.00 | 0.00 | 0.00 | 1,175.00 |
| 10E050 | 1523 | 4100 | 00 000000 | ERHS Grls Trck Supplies | 850.00 | 0.00 | 0.00 | 0.00 | 0.00 | 850.00 |
| 10E--- | 1523 | 4--- | -- | ----- | 850.00 | 0.00 | 0.00 | 0.00 | 0.00 | 850.00 |
| 10E050 | 1524 | 1100 | 00 000000 | ERHS Grls Sftbl Cch Sal | 8,000.00 | 0.00 | 0.00 | 0.00 | 0.00 | 8,000.00 |
| 10E--- | 1524 | 1--- | -- | ----- | 8,000.00 | 0.00 | 0.00 | 0.00 | 0.00 | 8,000.00 |
| 10E050 | 1524 | 2110 | 00 000000 | ERHS Grls Sftbl Cch TRS | 1,000.00 | 0.00 | 0.00 | 0.00 | 0.00 | 1,000.00 |
| 10E--- | 1524 | 2--- | -- | ----- | 1,000.00 | 0.00 | 0.00 | 0.00 | 0.00 | 1,000.00 |
| 10E050 | 1524 | 3100 | 00 000000 | ERHS Grls Sftbl Official | 3,000.00 | 0.00 | 0.00 | 0.00 | 0.00 | 3,000.00 |
| 10E050 | 1524 | 3190 | 00 000000 | ERHS Grls Sftbl Part Exp | 0.00 | 0.00 | 0.00 | 0.00 | 0.00 | 0.00 |
| 10E050 | 1524 | 3320 | 00 000000 | ERHS Grls Sftbl Travel | 300.00 | 0.00 | 0.00 | 0.00 | 0.00 | 300.00 |
| 10E--- | 1524 | 3--- | -- | ----- | 3,300.00 | 0.00 | 0.00 | 0.00 | 0.00 | 3,300.00 |
| 10E050 | 1524 | 4100 | 00 000000 | ERHS Grls Sftbl Supplies | 1,800.00 | 0.00 | 0.00 | 0.00 | 0.00 | 1,800.00 |
| 10E--- | 1524 | 4--- | -- | ----- | 1,800.00 | 0.00 | 0.00 | 0.00 | 0.00 | 1,800.00 |
| 10E050 | 1525 | 1100 | 00 000000 | ERHS Girls Soccer Coach | 5,000.00 | 0.00 | 0.00 | 0.00 | 0.00 | 5,000.00 |
| 10E050 | 1525 | 1120 | 00 000000 | ERHS GIRLS SOCCER TICK | 50.00 | 0.00 | 21.00 | 0.00 | 0.00 | 29.00 |
| 10E--- | 1525 | 1--- | -- | ----- | 5,050.00 | 0.00 | 21.00 | 0.00 | 0.00 | 5,029.00 |
| 10E050 | 1525 | 2110 | 00 000000 | ERHS Girls Soccer TRS | 350.00 | 0.00 | 0.00 | 0.00 | 0.00 | 350.00 |
| 10E--- | 1525 | 2--- | -- | ----- | 350.00 | 0.00 | 0.00 | 0.00 | 0.00 | 350.00 |
| 10E050 | 1525 | 3100 | 00 000000 | ERHS Girls Soccer Officl | 900.00 | 0.00 | 0.00 | 0.00 | 0.00 | 900.00 |
| 10E050 | 1525 | 3190 | 00 000000 | ERHS Girls Sccr Part Exp | 400.00 | 0.00 | 0.00 | 0.00 | 0.00 | 400.00 |
| 10E050 | 1525 | 3320 | 00 000000 | ERHS Girls Sccr Trav | 300.00 | 0.00 | 0.00 | 0.00 | 0.00 | 300.00 |
| 10E--- | 1525 | 3--- | -- | ----- | 1,600.00 | 0.00 | 0.00 | 0.00 | 0.00 | 1,600.00 |
| 10E050 | 1525 | 4100 | 00 000000 | ERHS Girls Soccer Supp | 850.00 | 0.00 | 0.00 | 0.00 | 0.00 | 850.00 |
| 10E--- | 1525 | 4--- | -- | ----- | 850.00 | 0.00 | 0.00 | 0.00 | 0.00 | 850.00 |
| 10E050 | 1530 | 1100 | 00 000000 | ERHS Boys Tns Coach Sal | 3,000.00 | 0.00 | 0.00 | 0.00 | 0.00 | 3,000.00 |
| 10E--- | 1530 | 1--- | -- | ----- | 3,000.00 | 0.00 | 0.00 | 0.00 | 0.00 | 3,000.00 |
| 10E050 | 1530 | 2110 | 00 000000 | ERHS Boys Tns Cch TRS | 0.00 | 0.00 | 0.00 | 0.00 | 0.00 | 0.00 |

| Account Level | | | | 2012-13 | December 2012-13 | 2012-13 | 2012-13 | Encumbered | 2012-13 | |
|---------------|------|------|----|-------------|------------------|------------------|-------------|----------------|---------|-----------------|
| FDTLOC | FUNC | OBJ | SJ | Description | Budget | Monthly Activity | FY Activity | Batch Activity | Amount | Available Funds |
| 10E--- | 1530 | 2--- | -- | ----- | 0.00 | 0.00 | 0.00 | 0.00 | 0.00 | 0.00 |
| 10E050 | 1530 | 3190 | 00 | 000000 | 250.00 | 0.00 | 0.00 | 0.00 | 0.00 | 250.00 |
| 10E050 | 1530 | 3320 | 00 | 000000 | 300.00 | 0.00 | 0.00 | 0.00 | 0.00 | 300.00 |
| 10E--- | 1530 | 3--- | -- | ----- | 550.00 | 0.00 | 0.00 | 0.00 | 0.00 | 550.00 |
| 10E050 | 1530 | 4100 | 00 | 000000 | 270.00 | 0.00 | 97.04 | 0.00 | 0.00 | 172.96 |
| 10E--- | 1530 | 4--- | -- | ----- | 270.00 | 0.00 | 97.04 | 0.00 | 0.00 | 172.96 |
| 10E050 | 1531 | 1100 | 00 | 000000 | 19,294.00 | 0.00 | 19,293.72 | 0.00 | 0.00 | 0.28 |
| 10E050 | 1531 | 1120 | 00 | 000000 | 838.00 | 18.00 | 552.00 | 0.00 | 0.00 | 286.00 |
| 10E--- | 1531 | 1--- | -- | ----- | 20,132.00 | 18.00 | 19,845.72 | 0.00 | 0.00 | 286.28 |
| 10E050 | 1531 | 2110 | 00 | 000000 | 2,000.00 | 0.00 | 1,838.76 | 0.00 | 0.00 | 161.24 |
| 10E--- | 1531 | 2--- | -- | ----- | 2,000.00 | 0.00 | 1,838.76 | 0.00 | 0.00 | 161.24 |
| 10E050 | 1531 | 3100 | 00 | 000000 | 3,168.00 | 0.00 | 3,168.00 | 0.00 | 0.00 | 0.00 |
| 10E050 | 1531 | 3190 | 00 | 000000 | 1,000.00 | 48.00 | 537.00 | 0.00 | 0.00 | 463.00 |
| 10E050 | 1531 | 3230 | 00 | 000000 | 2,500.00 | 0.00 | 0.00 | 0.00 | 0.00 | 2,500.00 |
| 10E050 | 1531 | 3320 | 00 | 000000 | 300.00 | 0.00 | 0.00 | 0.00 | 0.00 | 300.00 |
| 10E050 | 1531 | 3800 | 00 | 000000 | 0.00 | 0.00 | 0.00 | 0.00 | 0.00 | 0.00 |
| 10E--- | 1531 | 3--- | -- | ----- | 6,968.00 | 48.00 | 3,705.00 | 0.00 | 0.00 | 3,263.00 |
| 10E050 | 1531 | 4100 | 00 | 000000 | 6,500.00 | 0.00 | 5,963.04 | 0.00 | 451.72 | 85.24 |
| 10E--- | 1531 | 4--- | -- | ----- | 6,500.00 | 0.00 | 5,963.04 | 0.00 | 451.72 | 85.24 |
| 10E050 | 1532 | 1100 | 00 | 000000 | 15,000.00 | 0.00 | 54.00 | 0.00 | 0.00 | 15,000.00 |
| 10E050 | 1532 | 1120 | 00 | 000000 | 1,500.00 | 36.00 | 177.00 | 0.00 | 0.00 | 1,464.00 |
| 10E--- | 1532 | 1--- | -- | ----- | 16,500.00 | 36.00 | 231.00 | 0.00 | 0.00 | 16,464.00 |
| 10E050 | 1532 | 2110 | 00 | 000000 | 1,500.00 | 0.00 | 6.37 | 0.00 | 0.00 | 1,500.00 |
| 10E--- | 1532 | 2--- | -- | ----- | 1,500.00 | 0.00 | 6.37 | 0.00 | 0.00 | 1,500.00 |
| 10E050 | 1532 | 3100 | 00 | 000000 | 3,300.00 | 370.00 | 370.00 | 0.00 | 0.00 | 2,930.00 |
| 10E050 | 1532 | 3190 | 00 | 000000 | 900.00 | 0.00 | 0.00 | 0.00 | 0.00 | 900.00 |
| 10E050 | 1532 | 3320 | 00 | 000000 | 300.00 | 0.00 | 0.00 | 0.00 | 0.00 | 300.00 |
| 10E--- | 1532 | 3--- | -- | ----- | 4,500.00 | 370.00 | 370.00 | 0.00 | 0.00 | 4,130.00 |
| 10E050 | 1532 | 4100 | 00 | 000000 | 1,800.00 | 0.00 | 0.00 | 0.00 | 0.00 | 1,800.00 |
| 10E--- | 1532 | 4--- | -- | ----- | 1,800.00 | 0.00 | 0.00 | 0.00 | 0.00 | 1,800.00 |
| 10E050 | 1533 | 1100 | 00 | 000000 | 8,000.00 | 0.00 | 0.00 | 0.00 | 0.00 | 8,000.00 |
| 10E050 | 1533 | 1110 | 00 | 000000 | 200.00 | 0.00 | 0.00 | 0.00 | 0.00 | 200.00 |
| 10E--- | 1533 | 1--- | -- | ----- | 8,200.00 | 0.00 | 0.00 | 0.00 | 0.00 | 8,200.00 |
| 10E050 | 1533 | 2110 | 00 | 000000 | 1,000.00 | 0.00 | 0.00 | 0.00 | 0.00 | 1,000.00 |
| 10E--- | 1533 | 2--- | -- | ----- | 1,000.00 | 0.00 | 0.00 | 0.00 | 0.00 | 1,000.00 |
| 10E050 | 1533 | 3100 | 00 | 000000 | 200.00 | 0.00 | 0.00 | 0.00 | 0.00 | 200.00 |
| 10E050 | 1533 | 3190 | 00 | 000000 | 800.00 | 0.00 | 0.00 | 0.00 | 0.00 | 800.00 |
| 10E050 | 1533 | 3320 | 00 | 000000 | 300.00 | 0.00 | 0.00 | 0.00 | 0.00 | 300.00 |
| 10E--- | 1533 | 3--- | -- | ----- | 1,300.00 | 0.00 | 0.00 | 0.00 | 0.00 | 1,300.00 |
| 10E050 | 1533 | 4100 | 00 | 000000 | 850.00 | 0.00 | 0.00 | 0.00 | 0.00 | 850.00 |

87

| Account Level | | | | 2012-13 | December 2012-13 | 2012-13 | 2012-13 | Encumbered | 2012-13 | |
|---------------|------|------|----|-------------|------------------|------------------|-------------|----------------|----------|-----------------|
| FDTLOC | FUNC | OBJ | SJ | Description | Budget | Monthly Activity | FY Activity | Batch Activity | Amount | Available Funds |
| 10E--- | 1533 | 4--- | -- | ----- | 850.00 | 0.00 | 0.00 | 0.00 | 0.00 | 850.00 |
| 10E050 | 1533 | 5500 | 00 | 000000 | 0.00 | 0.00 | 0.00 | 0.00 | 0.00 | 0.00 |
| 10E--- | 1533 | 5--- | -- | ----- | 0.00 | 0.00 | 0.00 | 0.00 | 0.00 | 0.00 |
| 10E050 | 1534 | 1100 | 00 | 000000 | 7,000.00 | 0.00 | 0.00 | 0.00 | 0.00 | 7,000.00 |
| 10E--- | 1534 | 1--- | -- | ----- | 7,000.00 | 0.00 | 0.00 | 0.00 | 0.00 | 7,000.00 |
| 10E050 | 1534 | 2110 | 00 | 000000 | 0.00 | 0.00 | 0.00 | 0.00 | 0.00 | 0.00 |
| 10E--- | 1534 | 2--- | -- | ----- | 0.00 | 0.00 | 0.00 | 0.00 | 0.00 | 0.00 |
| 10E050 | 1534 | 3100 | 00 | 000000 | 3,000.00 | 0.00 | 0.00 | 0.00 | 0.00 | 3,000.00 |
| 10E050 | 1534 | 3190 | 00 | 000000 | 0.00 | 0.00 | 0.00 | 0.00 | 0.00 | 0.00 |
| 10E050 | 1534 | 3320 | 00 | 000000 | 300.00 | 0.00 | 0.00 | 0.00 | 0.00 | 300.00 |
| 10E--- | 1534 | 3--- | -- | ----- | 3,300.00 | 0.00 | 0.00 | 0.00 | 0.00 | 3,300.00 |
| 10E050 | 1534 | 4100 | 00 | 000000 | 1,800.00 | 77.00 | 77.00 | 0.00 | 1,723.00 | 0.00 |
| 10E--- | 1534 | 4--- | -- | ----- | 1,800.00 | 77.00 | 77.00 | 0.00 | 1,723.00 | 0.00 |
| 10E050 | 1536 | 1100 | 00 | 000000 | 7,057.00 | 0.00 | 7,056.61 | 0.00 | 0.00 | 0.39 |
| 10E--- | 1536 | 1--- | -- | ----- | 7,057.00 | 0.00 | 7,056.61 | 0.00 | 0.00 | 0.39 |
| 10E050 | 1536 | 2110 | 00 | 000000 | 450.00 | 0.00 | 408.79 | 0.00 | 0.00 | 41.21 |
| 10E--- | 1536 | 2--- | -- | ----- | 450.00 | 0.00 | 408.79 | 0.00 | 0.00 | 41.21 |
| 10E050 | 1536 | 3100 | 00 | 000000 | 1,800.00 | 0.00 | 1,536.00 | 0.00 | 0.00 | 264.00 |
| 10E050 | 1536 | 3190 | 00 | 000000 | 500.00 | 0.00 | 500.00 | 0.00 | 0.00 | 0.00 |
| 10E050 | 1536 | 3320 | 00 | 000000 | 300.00 | 0.00 | 200.00 | 0.00 | 0.00 | 100.00 |
| 10E--- | 1536 | 3--- | -- | ----- | 2,600.00 | 0.00 | 2,236.00 | 0.00 | 0.00 | 364.00 |
| 10E050 | 1536 | 4100 | 00 | 000000 | 850.00 | 0.00 | 269.35 | 0.00 | 580.00 | 0.65 |
| 10E--- | 1536 | 4--- | -- | ----- | 850.00 | 0.00 | 269.35 | 0.00 | 580.00 | 0.65 |
| 10E040 | 1540 | 1100 | 00 | 000000 | 4,003.00 | 0.00 | 667.08 | 0.00 | 0.00 | 3,335.92 |
| 10E--- | 1540 | 1--- | -- | ----- | 4,003.00 | 0.00 | 667.08 | 0.00 | 0.00 | 3,335.92 |
| 10E040 | 1540 | 2110 | 00 | 000000 | 0.00 | 0.00 | 0.00 | 0.00 | 0.00 | 0.00 |
| 10E040 | 1540 | 2200 | 00 | 000000 | 0.00 | 0.00 | 0.00 | 0.00 | 0.00 | 0.00 |
| 10E--- | 1540 | 2--- | -- | ----- | 0.00 | 0.00 | 0.00 | 0.00 | 0.00 | 0.00 |
| 10E040 | 1540 | 3190 | 00 | 000000 | 200.00 | 0.00 | 0.00 | 0.00 | 0.00 | 200.00 |
| 10E040 | 1540 | 3320 | 00 | 000000 | 200.00 | 0.00 | 0.00 | 0.00 | 0.00 | 200.00 |
| 10E040 | 1540 | 3910 | 00 | 000000 | 950.00 | 0.00 | 135.62 | 0.00 | 0.00 | 814.38 |
| 10E--- | 1540 | 3--- | -- | ----- | 1,350.00 | 0.00 | 135.62 | 0.00 | 0.00 | 1,214.38 |
| 10E040 | 1540 | 4100 | 00 | 000000 | 400.00 | 0.00 | 0.00 | 0.00 | 0.00 | 400.00 |
| 10E040 | 1540 | 4110 | 00 | 000000 | 2,000.00 | 25.20 | 25.20 | 1,696.00 | 0.00 | 278.80 |
| 10E--- | 1540 | 4--- | -- | ----- | 2,400.00 | 25.20 | 25.20 | 1,696.00 | 0.00 | 678.80 |
| 10E040 | 1540 | 6400 | 00 | 000000 | 1,130.00 | 0.00 | 480.00 | 0.00 | 240.00 | 410.00 |
| 10E--- | 1540 | 6--- | -- | ----- | 1,130.00 | 0.00 | 480.00 | 0.00 | 240.00 | 410.00 |
| 10E040 | 1550 | 1100 | 00 | 000000 | 4,000.00 | 0.00 | 0.00 | 0.00 | 0.00 | 4,000.00 |
| 10E--- | 1550 | 1--- | -- | ----- | 4,000.00 | 0.00 | 0.00 | 0.00 | 0.00 | 4,000.00 |
| 10E040 | 1550 | 2110 | 00 | 000000 | 0.00 | 0.00 | 0.00 | 0.00 | 0.00 | 0.00 |

67

| Account Level | | | | 2012-13 | December 2012-13 | 2012-13 | 2012-13 | Encumbered | 2012-13 | |
|---------------|------|------|----|-------------|------------------|------------------|-------------|----------------|---------|-----------------|
| FDTLOC | FUNC | OBJ | SJ | Description | Budget | Monthly Activity | FY Activity | Batch Activity | Amount | Available Funds |
| 10E--- | 1561 | 2--- | -- | ----- | 500.00 | 0.00 | 0.00 | 0.00 | 0.00 | 500.00 |
| 10E040 | 1561 | 3100 | 00 | 000000 | 800.00 | 0.00 | 0.00 | 0.00 | 0.00 | 800.00 |
| 10E040 | 1561 | 3190 | 00 | 000000 | 0.00 | 0.00 | 0.00 | 0.00 | 0.00 | 0.00 |
| 10E040 | 1561 | 3320 | 00 | 000000 | 0.00 | 0.00 | 0.00 | 0.00 | 0.00 | 0.00 |
| 10E--- | 1561 | 3--- | -- | ----- | 800.00 | 0.00 | 0.00 | 0.00 | 0.00 | 800.00 |
| 10E040 | 1561 | 4100 | 00 | 000000 | 700.00 | 0.00 | 0.00 | 0.00 | 0.00 | 700.00 |
| 10E--- | 1561 | 4--- | -- | ----- | 700.00 | 0.00 | 0.00 | 0.00 | 0.00 | 700.00 |
| 10E040 | 1561 | 6400 | 00 | 000000 | 0.00 | 0.00 | 0.00 | 0.00 | 0.00 | 0.00 |
| 10E--- | 1561 | 6--- | -- | ----- | 0.00 | 0.00 | 0.00 | 0.00 | 0.00 | 0.00 |
| 10E040 | 1562 | 1100 | 00 | 000000 | 2,500.00 | 0.00 | 0.00 | 0.00 | 0.00 | 2,500.00 |
| 10E--- | 1562 | 1--- | -- | ----- | 2,500.00 | 0.00 | 0.00 | 0.00 | 0.00 | 2,500.00 |
| 10E040 | 1562 | 2110 | 00 | 000000 | 300.00 | 0.00 | 0.00 | 0.00 | 0.00 | 300.00 |
| 10E--- | 1562 | 2--- | -- | ----- | 300.00 | 0.00 | 0.00 | 0.00 | 0.00 | 300.00 |
| 10E040 | 1562 | 3100 | 00 | 000000 | 670.00 | 0.00 | 0.00 | 0.00 | 0.00 | 670.00 |
| 10E040 | 1562 | 3190 | 00 | 000000 | 0.00 | 0.00 | 0.00 | 0.00 | 0.00 | 0.00 |
| 10E040 | 1562 | 3320 | 00 | 000000 | 0.00 | 0.00 | 0.00 | 0.00 | 0.00 | 0.00 |
| 10E--- | 1562 | 3--- | -- | ----- | 670.00 | 0.00 | 0.00 | 0.00 | 0.00 | 670.00 |
| 10E040 | 1562 | 4100 | 00 | 000000 | 600.00 | 0.00 | 0.00 | 0.00 | 0.00 | 600.00 |
| 10E--- | 1562 | 4--- | -- | ----- | 600.00 | 0.00 | 0.00 | 0.00 | 0.00 | 600.00 |
| 10E040 | 1562 | 6400 | 00 | 000000 | 0.00 | 0.00 | 0.00 | 0.00 | 0.00 | 0.00 |
| 10E--- | 1562 | 6--- | -- | ----- | 0.00 | 0.00 | 0.00 | 0.00 | 0.00 | 0.00 |
| 10E040 | 1570 | 1100 | 00 | 000000 | 7,960.00 | 0.00 | 0.00 | 0.00 | 0.00 | 7,960.00 |
| 10E040 | 1570 | 1120 | 00 | 000000 | 1,600.00 | 66.00 | 108.00 | 0.00 | 0.00 | 1,522.00 |
| 10E--- | 1570 | 1--- | -- | ----- | 9,560.00 | 66.00 | 108.00 | 0.00 | 0.00 | 9,482.00 |
| 10E040 | 1570 | 2110 | 00 | 000000 | 1,100.00 | 0.00 | 0.00 | 0.00 | 0.00 | 1,100.00 |
| 10E040 | 1570 | 2130 | 00 | 000000 | 0.00 | 0.00 | 0.00 | 0.00 | 0.00 | 0.00 |
| 10E--- | 1570 | 2--- | -- | ----- | 1,100.00 | 0.00 | 0.00 | 0.00 | 0.00 | 1,100.00 |
| 10E040 | 1570 | 3100 | 00 | 000000 | 1,800.00 | 695.00 | 695.00 | 0.00 | 0.00 | 1,105.00 |
| 10E040 | 1570 | 3190 | 00 | 000000 | 0.00 | 0.00 | 0.00 | 0.00 | 0.00 | 0.00 |
| 10E040 | 1570 | 3320 | 00 | 000000 | 0.00 | 0.00 | 0.00 | 0.00 | 0.00 | 0.00 |
| 10E--- | 1570 | 3--- | -- | ----- | 1,800.00 | 695.00 | 695.00 | 0.00 | 0.00 | 1,105.00 |
| 10E040 | 1570 | 4100 | 00 | 000000 | 2,725.00 | 337.28 | 535.23 | 0.00 | 558.22 | 1,631.55 |
| 10E--- | 1570 | 4--- | -- | ----- | 2,725.00 | 337.28 | 535.23 | 0.00 | 558.22 | 1,631.55 |
| 10E040 | 1570 | 6400 | 00 | 000000 | 0.00 | 0.00 | 0.00 | 0.00 | 0.00 | 0.00 |
| 10E--- | 1570 | 6--- | -- | ----- | 0.00 | 0.00 | 0.00 | 0.00 | 0.00 | 0.00 |
| 10E040 | 1571 | 1100 | 00 | 000000 | 4,003.00 | 0.00 | 0.00 | 0.00 | 0.00 | 4,003.00 |
| 10E--- | 1571 | 1--- | -- | ----- | 4,003.00 | 0.00 | 0.00 | 0.00 | 0.00 | 4,003.00 |
| 10E040 | 1571 | 2110 | 00 | 000000 | 475.00 | 0.00 | 0.00 | 0.00 | 0.00 | 475.00 |
| 10E--- | 1571 | 2--- | -- | ----- | 475.00 | 0.00 | 0.00 | 0.00 | 0.00 | 475.00 |
| 10E040 | 1571 | 3100 | 00 | 000000 | 2,650.00 | 0.00 | 0.00 | 0.00 | 0.00 | 2,650.00 |

| Account Level | | | | 2012-13 | December 2012-13 | 2012-13 | 2012-13 | Encumbered | 2012-13 | |
|---------------|------|------|-----------|---------------------------|------------------|------------------|-------------|----------------|---------|-----------------|
| FDTLOC | FUNC | OBJ | SJ | Description | Budget | Monthly Activity | FY Activity | Batch Activity | Amount | Available Funds |
| 10E040 | 1571 | 3190 | 00 000000 | ERMS Boys Trk Part Exp | 0.00 | 0.00 | 59.98 | 0.00 | 0.00 | -59.98 |
| 10E040 | 1571 | 3320 | 00 000000 | ERMS Boys Trk Travel | 0.00 | 0.00 | 0.00 | 0.00 | 0.00 | 0.00 |
| 10E--- | 1571 | 3--- | -- | ----- | 2,650.00 | 0.00 | 59.98 | 0.00 | 0.00 | 2,590.02 |
| 10E040 | 1571 | 4100 | 00 000000 | ERMS Boys Trk Supplies | 2,000.00 | 0.00 | 0.00 | 0.00 | 59.98 | 1,940.02 |
| 10E--- | 1571 | 4--- | -- | ----- | 2,000.00 | 0.00 | 0.00 | 0.00 | 59.98 | 1,940.02 |
| 10E040 | 1571 | 6400 | 00 000000 | ERMS Boys Trk Dues/Fees | 0.00 | 0.00 | 0.00 | 0.00 | 0.00 | 0.00 |
| 10E--- | 1571 | 6--- | -- | ----- | 0.00 | 0.00 | 0.00 | 0.00 | 0.00 | 0.00 |
| 10E050 | 1572 | 1100 | 00 000000 | ERHS Wrestling Coach | 3,250.00 | 0.00 | 0.00 | 0.00 | 0.00 | 3,250.00 |
| 10E050 | 1572 | 1120 | 00 000000 | HS Wrestling Workers Sal | 175.00 | 24.00 | 45.00 | 0.00 | 0.00 | 151.00 |
| 10E--- | 1572 | 1--- | -- | ----- | 3,425.00 | 24.00 | 45.00 | 0.00 | 0.00 | 3,401.00 |
| 10E050 | 1572 | 2110 | 00 000000 | ERHS Wrestling TRS | 450.00 | 0.00 | 0.00 | 0.00 | 0.00 | 450.00 |
| 10E--- | 1572 | 2--- | -- | ----- | 450.00 | 0.00 | 0.00 | 0.00 | 0.00 | 450.00 |
| 10E050 | 1572 | 3100 | 00 000000 | HS Wrestling Officials | 450.00 | 75.00 | 75.00 | 0.00 | 0.00 | 375.00 |
| 10E050 | 1572 | 3190 | 00 000000 | ERHS Wrestling Entry Fees | 750.00 | 275.00 | 275.00 | 0.00 | 0.00 | 475.00 |
| 10E050 | 1572 | 3320 | 00 000000 | ERHS Wrestling Travel | 300.00 | 0.00 | 0.00 | 300.00 | 0.00 | 0.00 |
| 10E--- | 1572 | 3--- | -- | ----- | 1,500.00 | 350.00 | 350.00 | 300.00 | 0.00 | 850.00 |
| 10E040 | 1572 | 4100 | 00 000000 | Wrestling Supplies | 0.00 | 0.00 | 0.00 | 0.00 | 0.00 | 0.00 |
| 10E050 | 1572 | 4100 | 00 000000 | ERHS Wrestling Supp | 675.00 | 0.00 | 675.00 | 0.00 | 0.00 | 0.00 |
| 10E--- | 1572 | 4--- | -- | ----- | 675.00 | 0.00 | 675.00 | 0.00 | 0.00 | 0.00 |
| 10E040 | 1575 | 1100 | 00 000000 | ERMS Yearbook Spons Sal | 2,500.00 | 189.50 | 1,175.67 | 0.00 | 0.00 | 1,419.08 |
| 10E--- | 1575 | 1--- | -- | ----- | 2,500.00 | 189.50 | 1,175.67 | 0.00 | 0.00 | 1,419.08 |
| 10E040 | 1575 | 2110 | 00 000000 | ERMS Yearbook Spons TRS | 275.00 | 29.76 | 132.82 | 0.00 | 0.00 | 157.06 |
| 10E--- | 1575 | 2--- | -- | ----- | 275.00 | 29.76 | 132.82 | 0.00 | 0.00 | 157.06 |
| 10E040 | 1576 | 1100 | 00 000000 | ERMS Student Council Sp | 2,100.00 | 162.42 | 999.97 | 0.00 | 0.00 | 1,181.24 |
| 10E--- | 1576 | 1--- | -- | ----- | 2,100.00 | 162.42 | 999.97 | 0.00 | 0.00 | 1,181.24 |
| 10E040 | 1576 | 2110 | 00 000000 | ERMS Student Council TRS | 225.00 | 25.48 | 113.58 | 0.00 | 0.00 | 124.16 |
| 10E--- | 1576 | 2--- | -- | ----- | 225.00 | 25.48 | 113.58 | 0.00 | 0.00 | 124.16 |
| 10E050 | 1580 | 1100 | 00 000000 | ERHS Schlstc Bwl Cch Sal | 2,250.00 | 1,949.13 | 2,034.31 | 0.00 | 0.00 | 215.69 |
| 10E--- | 1580 | 1--- | -- | ----- | 2,250.00 | 1,949.13 | 2,034.31 | 0.00 | 0.00 | 215.69 |
| 10E050 | 1580 | 2110 | 00 000000 | ERHS Schlstc Bwl TRS | 300.00 | 229.55 | 239.56 | 0.00 | 0.00 | 60.44 |
| 10E--- | 1580 | 2--- | -- | ----- | 300.00 | 229.55 | 239.56 | 0.00 | 0.00 | 60.44 |
| 10E050 | 1580 | 3190 | 00 000000 | ERHS Schlstc Bwl Pur Ser | 200.00 | 0.00 | 0.00 | 0.00 | 0.00 | 200.00 |
| 10E050 | 1580 | 3320 | 00 000000 | ERHS Schlstc Bwl Travel | 300.00 | 0.00 | 0.00 | 0.00 | 0.00 | 300.00 |
| 10E--- | 1580 | 3--- | -- | ----- | 500.00 | 0.00 | 0.00 | 0.00 | 0.00 | 500.00 |
| 10E050 | 1580 | 4100 | 00 000000 | ERHS Schlstc Bwl Supp | 450.00 | 0.00 | 0.00 | 0.00 | 450.00 | 0.00 |
| 10E--- | 1580 | 4--- | -- | ----- | 450.00 | 0.00 | 0.00 | 0.00 | 450.00 | 0.00 |
| 10E050 | 1582 | 1100 | 00 000000 | ERHS Drama Spons Salary | 7,000.00 | 7,146.84 | 7,146.84 | 0.00 | 0.00 | -146.84 |
| 10E--- | 1582 | 1--- | -- | ----- | 7,000.00 | 7,146.84 | 7,146.84 | 0.00 | 0.00 | -146.84 |
| 10E050 | 1582 | 2110 | 00 000000 | ERHS Drama Spons TRS | 1,400.00 | 1,096.73 | 1,096.73 | 0.00 | 0.00 | 303.27 |
| 10E050 | 1582 | 2130 | 00 000000 | | 0.00 | 0.00 | 0.00 | 0.00 | 0.00 | 0.00 |

38

| Account Level | | | | 2012-13 | December 2012-13 | 2012-13 | 2012-13 | Encumbered | 2012-13 | |
|---------------|------|------|-----------|-------------------------|------------------|------------------|-------------|----------------|---------|-----------------|
| FDTLOC | FUNC | OBJ | SJ | Description | Budget | Monthly Activity | FY Activity | Batch Activity | Amount | Available Funds |
| 10E050 | 1582 | 2200 | 00 000000 | | 0.00 | 86.55 | 86.55 | 0.00 | 0.00 | -86.55 |
| 10E--- | 1582 | 2--- | -- | | 1,400.00 | 1,183.28 | 1,183.28 | 0.00 | 0.00 | 216.72 |
| 10E050 | 1582 | 3190 | 00 000000 | ERHS Drama Pur Serv | 400.00 | 0.00 | 0.00 | 358.56 | 0.00 | 41.44 |
| 10E--- | 1582 | 3--- | -- | | 400.00 | 0.00 | 0.00 | 358.56 | 0.00 | 41.44 |
| 10E050 | 1583 | 1100 | 00 000000 | ERHS Mrch Bnd Dir Sal | 6,850.00 | 514.36 | 3,337.34 | 0.00 | 0.00 | 3,769.84 |
| 10E050 | 1583 | 1110 | 00 000000 | ERHS Band Camp Sal | 1,802.00 | 0.00 | 1,801.46 | 0.00 | 0.00 | 0.54 |
| 10E--- | 1583 | 1--- | -- | | 8,652.00 | 514.36 | 5,138.80 | 0.00 | 0.00 | 3,770.38 |
| 10E050 | 1583 | 2110 | 00 000000 | ERHS Mrch Bnd Dir TRS | 1,750.00 | 80.78 | 415.71 | 0.00 | 0.00 | 1,374.68 |
| 10E--- | 1583 | 2--- | -- | | 1,750.00 | 80.78 | 415.71 | 0.00 | 0.00 | 1,374.68 |
| 10E050 | 1583 | 3190 | 00 000000 | ERHS Mrch Bnd Part Exp | 3,500.00 | 0.00 | 3,500.00 | 0.00 | 0.00 | 0.00 |
| 10E--- | 1583 | 3--- | -- | | 3,500.00 | 0.00 | 3,500.00 | 0.00 | 0.00 | 0.00 |
| 10E050 | 1583 | 5500 | 00 000000 | HS Band Uniforms | 6,000.00 | 0.00 | 0.00 | 0.00 | 0.00 | 6,000.00 |
| 10E--- | 1583 | 5--- | -- | | 6,000.00 | 0.00 | 0.00 | 0.00 | 0.00 | 6,000.00 |
| 10E050 | 1584 | 1100 | 00 000000 | ERHS Chorus Spons Sal | 0.00 | 0.00 | 0.00 | 0.00 | 0.00 | 0.00 |
| 10E--- | 1584 | 1--- | -- | | 0.00 | 0.00 | 0.00 | 0.00 | 0.00 | 0.00 |
| 10E050 | 1585 | 1100 | 00 000000 | ERHS Jr Cls Spons Sal | 5,000.00 | 260.72 | 1,919.72 | 0.00 | 0.00 | 3,210.64 |
| 10E--- | 1585 | 1--- | -- | | 5,000.00 | 260.72 | 1,919.72 | 0.00 | 0.00 | 3,210.64 |
| 10E050 | 1585 | 2110 | 00 000000 | ERHS Jr Cls Spons TRS | 650.00 | 40.96 | 184.28 | 0.00 | 0.00 | 486.20 |
| 10E--- | 1585 | 2--- | -- | | 650.00 | 40.96 | 184.28 | 0.00 | 0.00 | 486.20 |
| 10E050 | 1586 | 1100 | 00 000000 | ERHS Yrbk Spons Sal | 2,000.00 | 135.36 | 878.20 | 0.00 | 0.00 | 1,189.48 |
| 10E--- | 1586 | 1--- | -- | | 2,000.00 | 135.36 | 878.20 | 0.00 | 0.00 | 1,189.48 |
| 10E050 | 1586 | 2110 | 00 000000 | ERHS Yrbk Spons TRS | 250.00 | 21.26 | 95.64 | 0.00 | 0.00 | 164.99 |
| 10E--- | 1586 | 2--- | -- | | 250.00 | 21.26 | 95.64 | 0.00 | 0.00 | 164.99 |
| 10E050 | 1588 | 1100 | 00 000000 | ERHS X-Curr Sprvsn Sal | 500.00 | 0.00 | 0.00 | 0.00 | 0.00 | 500.00 |
| 10E--- | 1588 | 1--- | -- | | 500.00 | 0.00 | 0.00 | 0.00 | 0.00 | 500.00 |
| 10E050 | 1588 | 2110 | 00 000000 | ERHS X-Curr Sprvsn TRS | 100.00 | 0.00 | 0.00 | 0.00 | 0.00 | 100.00 |
| 10E--- | 1588 | 2--- | -- | | 100.00 | 0.00 | 0.00 | 0.00 | 0.00 | 100.00 |
| 10E050 | 1589 | 1100 | 00 000000 | ERHS Stdnt Cncl Sal | 4,000.00 | 320.56 | 2,007.24 | 0.00 | 0.00 | 2,153.04 |
| 10E--- | 1589 | 1--- | -- | | 4,000.00 | 320.56 | 2,007.24 | 0.00 | 0.00 | 2,153.04 |
| 10E050 | 1589 | 2110 | 00 000000 | ERHS Stdnt Cncl TRS | 500.00 | 50.34 | 225.46 | 0.00 | 0.00 | 299.71 |
| 10E--- | 1589 | 2--- | -- | | 500.00 | 50.34 | 225.46 | 0.00 | 0.00 | 299.71 |
| 10E050 | 1590 | 1110 | 00 000000 | ERHS Rifle/Drill Sal | 3,500.00 | 283.86 | 1,811.99 | 0.00 | 0.00 | 1,829.94 |
| 10E--- | 1590 | 1--- | -- | | 3,500.00 | 283.86 | 1,811.99 | 0.00 | 0.00 | 1,829.94 |
| 10E050 | 1590 | 2130 | 00 000000 | | 0.00 | 0.00 | 0.00 | 0.00 | 0.00 | 0.00 |
| 10E--- | 1590 | 2--- | -- | | 0.00 | 0.00 | 0.00 | 0.00 | 0.00 | 0.00 |
| 10E050 | 1590 | 3320 | 00 000000 | ERHS Rifle/Drill Travel | 0.00 | 0.00 | 0.00 | 0.00 | 0.00 | 0.00 |
| 10E--- | 1590 | 3--- | -- | | 0.00 | 0.00 | 0.00 | 0.00 | 0.00 | 0.00 |
| 10E040 | 1591 | 1100 | 00 000000 | ERMS Band Director Sal | 2,500.00 | 162.42 | 1,053.81 | 0.00 | 0.00 | 1,527.40 |
| 10E--- | 1591 | 1--- | -- | | 2,500.00 | 162.42 | 1,053.81 | 0.00 | 0.00 | 1,527.40 |
| 10E040 | 1591 | 2110 | 00 000000 | ERMS Band Directors TRS | 275.00 | 25.48 | 114.66 | 0.00 | 0.00 | 173.08 |

88

| Account Level | | | | 2012-13 | December 2012-13 | 2012-13 | 2012-13 | Encumbered | 2012-13 | |
|---------------|------|------|----|-------------|------------------|------------------|-------------|----------------|-----------|-----------------|
| FDTLOC | FUNC | OBJ | SJ | Description | Budget | Monthly Activity | FY Activity | Batch Activity | Amount | Available Funds |
| 10E--- | 1591 | 2--- | -- | ----- | 275.00 | 25.48 | 114.66 | 0.00 | 0.00 | 173.08 |
| 10E040 | 1591 | 3230 | 00 | 000000 | 1,000.00 | 186.30 | 411.30 | 0.00 | 588.70 | 0.00 |
| 10E--- | 1591 | 3--- | -- | ----- | 1,000.00 | 186.30 | 411.30 | 0.00 | 588.70 | 0.00 |
| 10E040 | 1591 | 4100 | 00 | 000000 | 1,000.00 | 0.00 | 2,182.82 | 0.00 | 0.00 | -1,182.82 |
| 10E--- | 1591 | 4--- | -- | ----- | 1,000.00 | 0.00 | 2,182.82 | 0.00 | 0.00 | -1,182.82 |
| 10E040 | 1591 | 6400 | 00 | 000000 | 500.00 | 0.00 | 80.00 | 0.00 | 80.00 | 340.00 |
| 10E--- | 1591 | 6--- | -- | ----- | 500.00 | 0.00 | 80.00 | 0.00 | 80.00 | 340.00 |
| 10E040 | 1593 | 1100 | 00 | 000000 | 4,936.00 | 0.00 | 4,872.83 | 0.00 | 0.00 | 63.17 |
| 10E--- | 1593 | 1--- | -- | ----- | 4,936.00 | 0.00 | 4,872.83 | 0.00 | 0.00 | 63.17 |
| 10E040 | 1593 | 2110 | 00 | 000000 | 574.00 | 0.00 | 573.87 | 0.00 | 0.00 | 0.13 |
| 10E--- | 1593 | 2--- | -- | ----- | 574.00 | 0.00 | 573.87 | 0.00 | 0.00 | 0.13 |
| 10E040 | 1593 | 4100 | 00 | 000000 | 250.00 | 0.00 | 0.00 | 0.00 | 0.00 | 250.00 |
| 10E--- | 1593 | 4--- | -- | ----- | 250.00 | 0.00 | 0.00 | 0.00 | 0.00 | 250.00 |
| 10E040 | 1594 | 4100 | 00 | 000000 | 250.00 | 0.00 | 0.00 | 0.00 | 0.00 | 250.00 |
| 10E--- | 1594 | 4--- | -- | ----- | 250.00 | 0.00 | 0.00 | 0.00 | 0.00 | 250.00 |
| 10E040 | 1598 | 1100 | 00 | 000000 | 300.00 | 78.00 | 193.00 | 0.00 | 0.00 | 127.00 |
| 10E--- | 1598 | 1--- | -- | ----- | 300.00 | 78.00 | 193.00 | 0.00 | 0.00 | 127.00 |
| 10E040 | 1598 | 2110 | 00 | 000000 | 50.00 | 0.00 | 13.53 | 0.00 | 0.00 | 38.83 |
| 10E--- | 1598 | 2--- | -- | ----- | 50.00 | 0.00 | 13.53 | 0.00 | 0.00 | 38.83 |
| 10E040 | 1599 | 3320 | 00 | 000000 | 540.00 | 0.00 | 540.00 | 0.00 | 0.00 | 0.00 |
| 10E--- | 1599 | 3--- | -- | ----- | 540.00 | 0.00 | 540.00 | 0.00 | 0.00 | 0.00 |
| 10E--- | 15-- | ---- | -- | ----- | 383,597.00 | 19,921.29 | 158,189.59 | 2,548.12 | 21,960.83 | 203,034.72 |
| 10E050 | 1700 | 1100 | 00 | 000000 | 45,000.00 | 3,917.78 | 18,315.42 | 0.00 | 0.00 | 27,705.72 |
| 10E050 | 1700 | 1200 | 00 | 000000 | 170.00 | 40.74 | 131.69 | 0.00 | 0.00 | 59.56 |
| 10E--- | 1700 | 1--- | -- | ----- | 45,170.00 | 3,958.52 | 18,447.11 | 0.00 | 0.00 | 27,765.28 |
| 10E050 | 1700 | 2110 | 00 | 000000 | 4,500.00 | 438.71 | 1,522.19 | 0.00 | 0.00 | 3,097.14 |
| 10E050 | 1700 | 2200 | 00 | 000000 | 1,500.00 | 137.20 | 705.20 | 0.00 | 0.00 | 863.40 |
| 10E--- | 1700 | 2--- | -- | ----- | 6,000.00 | 575.91 | 2,227.39 | 0.00 | 0.00 | 3,960.54 |
| 10E050 | 1700 | 3190 | 00 | 000000 | 250.00 | 0.00 | 45.00 | 0.00 | 0.00 | 205.00 |
| 10E050 | 1700 | 3230 | 00 | 000000 | 1,000.00 | 26.00 | 306.00 | 0.00 | 737.00 | -43.00 |
| 10E050 | 1700 | 3320 | 00 | 000000 | 100.00 | 0.00 | 0.00 | 0.00 | 0.00 | 100.00 |
| 10E050 | 1700 | 3600 | 00 | 000000 | 100.00 | 0.00 | 0.00 | 0.00 | 100.00 | 0.00 |
| 10E--- | 1700 | 3--- | -- | ----- | 1,450.00 | 26.00 | 351.00 | 0.00 | 837.00 | 262.00 |
| 10E050 | 1700 | 4100 | 00 | 000000 | 1,000.00 | 17.00 | 276.52 | 0.00 | 709.48 | 14.00 |
| 10E050 | 1700 | 4210 | 00 | 000000 | 360.00 | 0.00 | 0.00 | 0.00 | 0.00 | 360.00 |
| 10E050 | 1700 | 4640 | 00 | 000000 | 5,000.00 | 0.00 | 0.00 | 0.00 | 0.00 | 5,000.00 |
| 10E--- | 1700 | 4--- | -- | ----- | 6,360.00 | 17.00 | 276.52 | 0.00 | 709.48 | 5,374.00 |
| 10E--- | 17-- | ---- | -- | ----- | 58,980.00 | 4,577.43 | 21,302.02 | 0.00 | 1,546.48 | 37,361.82 |
| 10E550 | 1900 | 1110 | 00 | 550000 | 2,952.00 | 0.00 | 2,951.64 | 0.00 | 0.00 | 0.36 |
| 10E750 | 1900 | 1110 | 00 | 750000 | 27,250.00 | 2,730.68 | 12,230.54 | 0.00 | 0.00 | 16,384.80 |

84

| Account Level | | | | 2012-13 | December 2012-13 | 2012-13 | 2012-13 | Encumbered | 2012-13 | |
|---------------|------|------|----|-------------|------------------|------------------|-------------|----------------|---------|-----------------|
| FDTLOC | FUNC | OBJ | SJ | Description | Budget | Monthly Activity | FY Activity | Batch Activity | Amount | Available Funds |
| 10E550 | 1900 | 1200 | 00 | 550000 | 0.00 | 0.00 | 0.00 | 0.00 | 0.00 | 0.00 |
| 10E550 | 1900 | 1210 | 00 | 550000 | 0.00 | 0.00 | 0.00 | 0.00 | 0.00 | 0.00 |
| 10E750 | 1900 | 1210 | 00 | 750000 | 200.00 | 59.50 | 216.00 | 0.00 | 0.00 | 43.50 |
| 10E--- | 1900 | 1--- | -- | ----- | 30,402.00 | 2,790.18 | 15,398.18 | 0.00 | 0.00 | 16,428.66 |
| 10E750 | 1900 | 2130 | 00 | 750000 | 0.00 | 0.00 | 0.00 | 0.00 | 0.00 | 0.00 |
| 10E550 | 1900 | 2200 | 00 | 550000 | 2.00 | 0.00 | 2.40 | 0.00 | 0.00 | -0.40 |
| 10E750 | 1900 | 2200 | 00 | 750000 | 26.00 | 2.40 | 10.20 | 0.00 | 0.00 | 17.00 |
| 10E--- | 1900 | 2--- | -- | ----- | 28.00 | 2.40 | 12.60 | 0.00 | 0.00 | 16.60 |
| 10E550 | 1900 | 4100 | 00 | 550000 | 64.00 | 0.00 | 64.00 | 0.00 | 0.00 | 0.00 |
| 10E750 | 1900 | 4100 | 00 | 750000 | 0.00 | 0.00 | 0.00 | 0.00 | 0.00 | 0.00 |
| 10E--- | 1900 | 4--- | -- | ----- | 64.00 | 0.00 | 64.00 | 0.00 | 0.00 | 0.00 |
| 10E010 | 1911 | 6700 | 00 | 000000 | 2,000.00 | 0.00 | 0.00 | 750.00 | 0.00 | 1,250.00 |
| 10E--- | 1911 | 6--- | -- | ----- | 2,000.00 | 0.00 | 0.00 | 750.00 | 0.00 | 1,250.00 |
| 10E260 | 1912 | 6700 | 00 | 260000 | 32,000.00 | 2,400.46 | 15,792.50 | 0.00 | 0.00 | 16,207.50 |
| 10E260 | 1912 | 6710 | 00 | 260000 | 500.00 | 0.00 | 0.00 | 0.00 | 0.00 | 500.00 |
| 10E260 | 1912 | 6720 | 00 | 000000 | 135,000.00 | 0.00 | 36,373.42 | 0.00 | 0.00 | 98,626.58 |
| 10E--- | 1912 | 6--- | -- | ----- | 167,500.00 | 2,400.46 | 52,165.92 | 0.00 | 0.00 | 115,334.08 |
| 10E--- | 19-- | ---- | -- | ----- | 199,994.00 | 5,193.04 | 67,640.70 | 750.00 | 0.00 | 133,029.34 |
| 10E010 | 2110 | 1100 | 00 | 000000 | 0.00 | 0.00 | 0.00 | 0.00 | 0.00 | 0.00 |
| 10E550 | 2110 | 1100 | 00 | 550000 | 0.00 | 0.00 | 0.00 | 0.00 | 0.00 | 0.00 |
| 10E750 | 2110 | 1100 | 00 | 750000 | 28,804.00 | 2,030.34 | 17,619.61 | 0.00 | 0.00 | 12,182.64 |
| 10E020 | 2110 | 1110 | 00 | 000000 | 0.00 | 0.00 | 0.00 | 0.00 | 0.00 | 0.00 |
| 10E550 | 2110 | 1110 | 00 | 550000 | 5,909.00 | 0.00 | 5,908.88 | 0.00 | 0.00 | 0.12 |
| 10E750 | 2110 | 1110 | 00 | 750000 | 3,900.00 | 0.00 | 3,900.00 | 0.00 | 0.00 | 0.00 |
| 10E--- | 2110 | 1--- | -- | ----- | 38,613.00 | 2,030.34 | 27,428.49 | 0.00 | 0.00 | 12,182.76 |
| 10E010 | 2110 | 2110 | 00 | 000000 | 0.00 | 0.00 | 0.00 | 0.00 | 0.00 | 0.00 |
| 10E550 | 2110 | 2110 | 00 | 550000 | 0.00 | 0.00 | 0.00 | 0.00 | 0.00 | 0.00 |
| 10E750 | 2110 | 2110 | 00 | 750000 | 3,870.00 | 318.82 | 2,432.57 | 0.00 | 0.00 | 1,594.19 |
| 10E020 | 2110 | 2130 | 00 | 000000 | 0.00 | 0.00 | 0.00 | 0.00 | 0.00 | 0.00 |
| 10E750 | 2110 | 2130 | 00 | 750000 | 0.00 | 0.00 | 0.00 | 0.00 | 0.00 | 0.00 |
| 10E550 | 2110 | 2200 | 00 | 550000 | 720.00 | 0.00 | 720.00 | 0.00 | 0.00 | 0.00 |
| 10E750 | 2110 | 2200 | 00 | 750000 | 2,885.00 | 290.46 | 1,286.61 | 0.00 | 0.00 | 1,743.62 |
| 10E--- | 2110 | 2--- | -- | ----- | 7,475.00 | 609.28 | 4,439.18 | 0.00 | 0.00 | 3,337.81 |
| 10E550 | 2110 | 3190 | 00 | 550000 | 0.00 | 0.00 | 0.00 | 0.00 | 0.00 | 0.00 |
| 10E750 | 2110 | 3190 | 00 | 750000 | 80.00 | 125.00 | 205.00 | 0.00 | 0.00 | -125.00 |
| 10E010 | 2110 | 3320 | 00 | 000000 | 0.00 | 0.00 | 0.00 | 0.00 | 0.00 | 0.00 |
| 10E550 | 2110 | 3320 | 00 | 550000 | 0.00 | 0.00 | 0.00 | 0.00 | 0.00 | 0.00 |
| 10E750 | 2110 | 3320 | 00 | 750000 | 1,237.00 | 0.00 | 259.19 | 109.34 | 0.00 | 868.47 |
| 10E--- | 2110 | 3--- | -- | ----- | 1,317.00 | 125.00 | 464.19 | 109.34 | 0.00 | 743.47 |
| 10E020 | 2120 | 1100 | 00 | 000000 | 45,000.00 | 3,857.06 | 23,138.53 | 0.00 | 0.00 | 23,790.00 |

89

| Account Level | | | | 2012-13 | December 2012-13 | 2012-13 | 2012-13 | Encumbered | 2012-13 | | |
|---------------|------|------|----|-------------|----------------------------|------------------|-------------|----------------|----------|-----------------|------------|
| FDTLOC | FUNC | OBJ | SJ | Description | Budget | Monthly Activity | FY Activity | Batch Activity | Amount | Available Funds | |
| 10E040 | 2120 | 1100 | 00 | 000000 | ERMS Guidance Sal | 42,000.00 | 3,349.64 | 12,999.66 | 0.00 | 0.00 | 30,675.16 |
| 10E050 | 2120 | 1100 | 00 | 000000 | ERHS Guid Salary SAL | 140,000.00 | 11,268.42 | 69,479.45 | 0.00 | 0.00 | 76,154.76 |
| 10E070 | 2120 | 1100 | 00 | 000000 | 21st Cent Guid Sal | 352.00 | 0.00 | 352.00 | 0.00 | 0.00 | 0.00 |
| 10E470 | 2120 | 1100 | 00 | 470000 | 21st Cent SW Sal | 2,816.00 | 236.50 | 1,122.00 | 0.00 | 0.00 | 1,864.50 |
| 10E050 | 2120 | 1110 | 00 | 000000 | ERHS Guid Sec Salary | 20,000.00 | 1,450.54 | 9,428.51 | 0.00 | 0.00 | 11,296.76 |
| 10E050 | 2120 | 1210 | 00 | 000000 | ERHS Guid Sub Sec Sal | 150.00 | 0.00 | 44.63 | 0.00 | 0.00 | 150.00 |
| 10E--- | 2120 | 1--- | -- | ----- | | 250,318.00 | 20,162.16 | 116,564.78 | 0.00 | 0.00 | 143,931.18 |
| 10E020 | 2120 | 2110 | 00 | 000000 | ERES Guidance TRS | 6,000.00 | 605.66 | 2,724.57 | 0.00 | 0.00 | 3,578.26 |
| 10E040 | 2120 | 2110 | 00 | 000000 | ERMS Guidance TRS | 5,000.00 | 526.00 | 1,362.77 | 0.00 | 0.00 | 3,900.23 |
| 10E050 | 2120 | 2110 | 00 | 000000 | ERHS Guid TRS | 20,000.00 | 1,769.42 | 7,970.86 | 0.00 | 0.00 | 12,913.85 |
| 10E070 | 2120 | 2110 | 00 | 000000 | 21st Cent TRS | 151.00 | 0.00 | 150.43 | 0.00 | 0.00 | 0.57 |
| 10E470 | 2120 | 2110 | 00 | 470000 | 21st Cent TRS | 1,088.00 | 101.08 | 479.52 | 0.00 | 0.00 | 681.35 |
| 10E050 | 2120 | 2130 | 00 | 000000 | | 0.00 | 0.00 | 0.00 | 0.00 | 0.00 | 0.00 |
| 10E020 | 2120 | 2200 | 00 | 000000 | ERES Ins Ben | 4,620.00 | 387.28 | 2,435.48 | 0.00 | 0.00 | 2,378.16 |
| 10E040 | 2120 | 2200 | 00 | 000000 | ERMS Guidance Ins Ben | 4,620.00 | 387.28 | 2,435.48 | 0.00 | 0.00 | 2,378.16 |
| 10E050 | 2120 | 2200 | 00 | 000000 | ERHS Guid Ins Ben | 9,260.00 | 781.82 | 4,899.97 | 0.00 | 0.00 | 4,750.94 |
| 10E--- | 2120 | 2--- | -- | ----- | | 50,739.00 | 4,558.54 | 22,459.08 | 0.00 | 0.00 | 30,581.52 |
| 10E010 | 2120 | 3140 | 00 | 000000 | Dist Testing Services | 6,500.00 | 0.00 | 0.00 | 0.00 | 1,317.50 | 5,182.50 |
| 10E020 | 2120 | 3190 | 00 | 000000 | ERES Guid Pur Serv | 350.00 | 0.00 | 0.00 | 0.00 | 0.00 | 350.00 |
| 10E050 | 2120 | 3190 | 00 | 000000 | ERHS Guid Pur Serv | 3,500.00 | 0.00 | 0.00 | 0.00 | 250.00 | 3,250.00 |
| 10E070 | 2120 | 3190 | 00 | 000000 | Century 21 Grant-Pur Srvc | 0.00 | 0.00 | 0.00 | 0.00 | 0.00 | 0.00 |
| 10E100 | 2120 | 3190 | 00 | 100000 | Title I CHAT Pur Serv | 1,000.00 | 0.00 | 950.00 | 0.00 | 0.00 | 50.00 |
| 10E500 | 2120 | 3190 | 00 | 500000 | Title I Guid Pur Serv CHAT | 0.00 | 0.00 | 0.00 | 0.00 | 0.00 | 0.00 |
| 10E680 | 2120 | 3190 | 00 | 680000 | CHAT Guid Speaker | 600.00 | 0.00 | 0.00 | 0.00 | 0.00 | 600.00 |
| 10E880 | 2120 | 3190 | 00 | 880000 | CHAT #2 JF-Speaker | 15,000.00 | 1,142.31 | 4,179.08 | 2,450.00 | 0.00 | 8,370.92 |
| 10E050 | 2120 | 3230 | 00 | 000000 | ERHS Guid Rep/Maint | 100.00 | 0.00 | 0.00 | 0.00 | 100.00 | 0.00 |
| 10E050 | 2120 | 3240 | 00 | 000000 | ERHS Guid Copier Repair | 384.00 | 0.00 | 0.00 | 0.00 | 0.00 | 384.00 |
| 10E050 | 2120 | 3260 | 00 | 000000 | ERHS Guid Postage | 75.00 | 0.00 | 0.00 | 0.00 | 0.00 | 75.00 |
| 10E040 | 2120 | 3320 | 00 | 000000 | ERMS Guidance Travel | 50.00 | 0.00 | 0.00 | 0.00 | 0.00 | 50.00 |
| 10E050 | 2120 | 3320 | 00 | 000000 | ERHS Guid Travel | 280.00 | 3.50 | 159.99 | 0.00 | 0.00 | 120.01 |
| 10E070 | 2120 | 3320 | 00 | 000000 | 21st Cent Mile | 0.00 | 0.00 | 0.00 | 0.00 | 0.00 | 0.00 |
| 10E470 | 2120 | 3320 | 00 | 470000 | 21s Cent Mileage | 0.00 | 0.00 | 0.00 | 0.00 | 0.00 | 0.00 |
| 10E050 | 2120 | 3600 | 00 | 000000 | Guidance Printing | 0.00 | 0.00 | 0.00 | 0.00 | 0.00 | 0.00 |
| 10E--- | 2120 | 3--- | -- | ----- | | 27,839.00 | 1,145.81 | 5,289.07 | 2,450.00 | 1,667.50 | 18,432.43 |
| 10E010 | 2120 | 4100 | 00 | 000000 | Dist Testing Supplies | 4,000.00 | 0.00 | 3,608.00 | 0.00 | 0.00 | 392.00 |
| 10E020 | 2120 | 4100 | 00 | 000000 | ERES Guid Supp | 1,500.00 | 0.00 | 0.00 | 0.00 | 0.00 | 1,500.00 |
| 10E040 | 2120 | 4100 | 00 | 000000 | ERMS Guidance Supplies | 600.00 | 113.22 | 328.22 | 0.00 | 0.00 | 271.78 |
| 10E050 | 2120 | 4100 | 00 | 000000 | ERHS Guid Supplies | 2,775.00 | 297.95 | 1,252.36 | 0.00 | 642.58 | 880.06 |
| 10E070 | 2120 | 4100 | 00 | 000000 | 21st Cent Supp | 0.00 | 0.00 | 0.00 | 0.00 | 0.00 | 0.00 |
| 10E470 | 2120 | 4100 | 00 | 470000 | 21st Cent Guid Supp | 100.00 | 0.00 | 0.00 | 0.00 | 0.00 | 100.00 |

| Account Level | | | | 2012-13 | December 2012-13 | 2012-13 | 2012-13 | Encumbered | 2012-13 | | |
|---------------|------|------|----|-------------|--------------------------------|------------------|-------------|----------------|---------|-----------------|------------|
| FDTLOC | FUNC | OBJ | SJ | Description | Budget | Monthly Activity | FY Activity | Batch Activity | Amount | Available Funds | |
| 10E500 | 2120 | 4100 | 00 | 500000 | Title I Counselor Supp | 0.00 | 0.00 | 0.00 | 0.00 | 0.00 | |
| 10E680 | 2120 | 4100 | 00 | 680000 | CHAT Guid Supp | 200.00 | 0.00 | 0.00 | 0.00 | 200.00 | |
| 10E880 | 2120 | 4100 | 00 | 880000 | CHAT #2 JF Supplies | 4,000.00 | 979.65 | 1,769.92 | 353.49 | 159.54 | 1,717.05 |
| 10E050 | 2120 | 4240 | 00 | 000000 | ERHS Guid Paper/Toner | 316.00 | 0.00 | 0.00 | 0.00 | 316.00 | 0.00 |
| 10E050 | 2120 | 4700 | 00 | 000000 | ERHS Guid Software | 0.00 | 0.00 | 0.00 | 0.00 | 0.00 | 0.00 |
| 10E--- | 2120 | 4--- | -- | ----- | | 13,491.00 | 1,390.82 | 6,958.50 | 353.49 | 1,118.12 | 5,060.89 |
| 10E050 | 2120 | 5500 | 00 | 000000 | ERHS Gudiance Equipment | 1,100.00 | 0.00 | 0.00 | 0.00 | 0.00 | 1,100.00 |
| 10E--- | 2120 | 5--- | -- | ----- | | 1,100.00 | 0.00 | 0.00 | 0.00 | 0.00 | 1,100.00 |
| 10E050 | 2120 | 6400 | 00 | 000000 | ERHS Guid Membership/Dues | 200.00 | 0.00 | 80.00 | 0.00 | 95.00 | 25.00 |
| 10E--- | 2120 | 6--- | -- | ----- | | 200.00 | 0.00 | 80.00 | 0.00 | 95.00 | 25.00 |
| 10E010 | 2130 | 1100 | 00 | 000000 | District Nurse Salary | 150,000.00 | 12,089.88 | 75,926.16 | 0.00 | 0.00 | 80,118.78 |
| 10E010 | 2130 | 1200 | 00 | 000000 | Dist Sub Nurse Sal | 500.00 | 85.00 | 382.50 | 0.00 | 0.00 | 117.50 |
| 10E--- | 2130 | 1--- | -- | ----- | | 150,500.00 | 12,174.88 | 76,308.66 | 0.00 | 0.00 | 80,236.28 |
| 10E010 | 2130 | 2110 | 00 | 000000 | District Nurse TRS | 17,000.00 | 1,715.50 | 7,770.39 | 0.00 | 0.00 | 10,087.36 |
| 10E010 | 2130 | 2130 | 00 | 000000 | | 0.00 | 0.00 | 0.00 | 0.00 | 0.00 | 0.00 |
| 10E010 | 2130 | 2200 | 00 | 000000 | District Nurse Ins Ben | 14,000.00 | 1,163.04 | 7,311.84 | 0.00 | 0.00 | 7,269.68 |
| 10E--- | 2130 | 2--- | -- | ----- | | 31,000.00 | 2,878.54 | 15,082.23 | 0.00 | 0.00 | 17,357.04 |
| 10E920 | 2130 | 3190 | 00 | 920000 | Dist Immuniz/Reg Fee | 350.00 | 40.00 | 310.00 | 0.00 | 0.00 | 40.00 |
| 10E920 | 2130 | 3230 | 00 | 920000 | District Nurse Rep/Maint | 300.00 | 90.00 | 223.65 | 0.00 | 0.00 | 76.35 |
| 10E920 | 2130 | 3320 | 00 | 920000 | District Nurse Travel | 800.00 | 21.09 | 73.82 | 44.85 | 0.00 | 681.33 |
| 10E--- | 2130 | 3--- | -- | ----- | | 1,450.00 | 151.09 | 607.47 | 44.85 | 0.00 | 797.68 |
| 10E920 | 2130 | 4100 | 00 | 920000 | District Nurse Supplies | 3,838.00 | 0.00 | 1,986.77 | 0.00 | 2,264.26 | -241.38 |
| 10E920 | 2130 | 4400 | 00 | 920000 | Subscription Renewals | 44.00 | 0.00 | 44.00 | 0.00 | 0.00 | 0.00 |
| 10E920 | 2130 | 4700 | 00 | 920000 | Nurses Software | 0.00 | 0.00 | 0.00 | 0.00 | 0.00 | 0.00 |
| 10E--- | 2130 | 4--- | -- | ----- | | 3,882.00 | 0.00 | 2,030.77 | 0.00 | 2,264.26 | -241.38 |
| 10E920 | 2130 | 5500 | 00 | 920000 | District Nurse Equipment | 0.00 | 0.00 | 0.00 | 0.00 | 0.00 | 0.00 |
| 10E--- | 2130 | 5--- | -- | ----- | | 0.00 | 0.00 | 0.00 | 0.00 | 0.00 | 0.00 |
| 10E920 | 2130 | 6400 | 00 | 920000 | Nurses Membership/Dues Fees | 438.00 | 0.00 | 438.00 | 0.00 | 0.00 | 0.00 |
| 10E--- | 2130 | 6--- | -- | ----- | | 438.00 | 0.00 | 438.00 | 0.00 | 0.00 | 0.00 |
| 10E920 | 2140 | 4130 | 00 | 920000 | Psych Supp | 1,500.00 | 0.00 | 0.00 | 0.00 | 0.00 | 1,500.00 |
| 10E--- | 2140 | 4--- | -- | ----- | | 1,500.00 | 0.00 | 0.00 | 0.00 | 0.00 | 1,500.00 |
| 10E150 | 2150 | 1100 | 00 | 150000 | Speech private sal-fed sese gr | 0.00 | 0.00 | 0.00 | 0.00 | 0.00 | 0.00 |
| 10E280 | 2150 | 1100 | 00 | 280000 | District Speech Salary | 185,000.00 | 15,259.32 | 91,446.74 | 0.00 | 0.00 | 101,182.92 |
| 10E280 | 2150 | 1110 | 00 | 280000 | District Speech Aide | 0.00 | 0.00 | 0.00 | 0.00 | 0.00 | 0.00 |
| 10E--- | 2150 | 1--- | -- | ----- | | 185,000.00 | 15,259.32 | 91,446.74 | 0.00 | 0.00 | 101,182.92 |
| 10E150 | 2150 | 2110 | 00 | 150000 | Speech private TRS-fed sese gr | 0.00 | 0.00 | 0.00 | 0.00 | 0.00 | 0.00 |
| 10E280 | 2150 | 2110 | 00 | 280000 | District Speech TRS | 23,500.00 | 2,396.14 | 10,777.04 | 0.00 | 0.00 | 13,921.03 |
| 10E280 | 2150 | 2130 | 00 | 280000 | | 0.00 | 0.00 | 0.00 | 0.00 | 0.00 | 0.00 |
| 10E280 | 2150 | 2200 | 00 | 280000 | District Speech Ins Ben | 18,300.00 | 1,549.12 | 9,021.92 | 0.00 | 0.00 | 10,052.64 |
| 10E--- | 2150 | 2--- | -- | ----- | | 41,800.00 | 3,945.26 | 19,798.96 | 0.00 | 0.00 | 23,973.67 |

87

| Account Level | | | | 2012-13 | December 2012-13 | 2012-13 | 2012-13 | Encumbered | 2012-13 | |
|---------------|------|------|----|-------------|------------------|------------------|-------------|----------------|---------|-----------------|
| FDTLOC | FUNC | OBJ | SJ | Description | Budget | Monthly Activity | FY Activity | Batch Activity | Amount | Available Funds |
| 10E070 | 2210 | 2110 | 00 | 000000 | 0.00 | 0.00 | 0.00 | 0.00 | 0.00 | 0.00 |
| 10E100 | 2210 | 2110 | 00 | 100000 | 2,800.00 | 909.82 | 3,461.16 | 0.00 | 0.00 | -249.93 |
| 10E110 | 2210 | 2110 | 00 | 110000 | 10.00 | 5.38 | 5.92 | 0.00 | 0.00 | 4.08 |
| 10E120 | 2210 | 2110 | 00 | 120000 | 0.00 | 0.00 | 0.00 | 0.00 | 0.00 | 0.00 |
| 10E180 | 2210 | 2110 | 00 | 180000 | 1,710.00 | 0.00 | 24.91 | 0.00 | 0.00 | 1,685.09 |
| 10E330 | 2210 | 2110 | 00 | 330000 | 387.00 | 161.98 | 510.18 | 0.00 | 0.00 | -123.18 |
| 10E470 | 2210 | 2110 | 00 | 470000 | 613.00 | -123.30 | 225.80 | 0.00 | 0.00 | 387.20 |
| 10E500 | 2210 | 2110 | 00 | 500000 | 0.00 | 0.00 | 0.00 | 0.00 | 0.00 | 0.00 |
| 10E510 | 2210 | 2110 | 00 | 510000 | 0.00 | 0.00 | 0.00 | 0.00 | 0.00 | 0.00 |
| 10E530 | 2210 | 2110 | 00 | 530000 | 0.00 | 0.00 | 0.00 | 0.00 | 0.00 | 0.00 |
| 10E810 | 2210 | 2110 | 00 | 810000 | 0.00 | 0.00 | 0.00 | 0.00 | 0.00 | 0.00 |
| 10E330 | 2210 | 2130 | 00 | 330000 | 0.00 | 0.00 | 0.00 | 0.00 | 0.00 | 0.00 |
| 10E--- | 2210 | 2--- | -- | ----- | 5,670.00 | 953.88 | 4,227.97 | 0.00 | 0.00 | 1,853.26 |
| 10E100 | 2210 | 3140 | 00 | 100000 | 25,000.00 | 0.00 | 20,100.00 | 0.00 | 0.00 | 4,900.00 |
| 10E330 | 2210 | 3140 | 00 | 330000 | 5,041.00 | 0.00 | 5,400.00 | 0.00 | 0.00 | -359.00 |
| 10E500 | 2210 | 3140 | 00 | 500000 | 0.00 | 0.00 | 0.00 | 0.00 | 0.00 | 0.00 |
| 10E530 | 2210 | 3140 | 00 | 530000 | 0.00 | 0.00 | 0.00 | 0.00 | 0.00 | 0.00 |
| 10E010 | 2210 | 3190 | 00 | 000000 | 4,000.00 | 0.00 | 2,146.60 | 0.00 | 0.00 | 1,853.40 |
| 10E100 | 2210 | 3190 | 00 | 100000 | 8,000.00 | 400.00 | 4,168.00 | 1,350.00 | 0.00 | 2,482.00 |
| 10E110 | 2210 | 3190 | 00 | 110000 | 750.00 | 0.00 | 0.00 | 360.00 | 0.00 | 390.00 |
| 10E120 | 2210 | 3190 | 00 | 120000 | 0.00 | 0.00 | 0.00 | 0.00 | 0.00 | 0.00 |
| 10E180 | 2210 | 3190 | 00 | 180000 | 3,000.00 | 0.00 | 0.00 | 0.00 | 0.00 | 3,000.00 |
| 10E330 | 2210 | 3190 | 00 | 330000 | 1,387.00 | 0.00 | 1,387.00 | 0.00 | 0.00 | 0.00 |
| 10E470 | 2210 | 3190 | 00 | 470000 | 0.00 | 0.00 | 300.00 | 0.00 | 0.00 | -300.00 |
| 10E500 | 2210 | 3190 | 00 | 500000 | 3,750.00 | 0.00 | 3,750.20 | 0.00 | 0.00 | -0.20 |
| 10E530 | 2210 | 3190 | 00 | 530000 | 0.00 | 0.00 | 0.00 | 0.00 | 0.00 | 0.00 |
| 10E680 | 2210 | 3190 | 00 | 680000 | 0.00 | 0.00 | 0.00 | 0.00 | 0.00 | 0.00 |
| 10E750 | 2210 | 3190 | 00 | 750000 | 0.00 | 0.00 | 0.00 | 0.00 | 0.00 | 0.00 |
| 10E010 | 2210 | 3320 | 00 | 000000 | 3,000.00 | 1,798.93 | 2,812.86 | 0.00 | 0.00 | 187.14 |
| 10E070 | 2210 | 3320 | 00 | 000000 | 0.00 | 0.00 | 0.00 | 0.00 | 0.00 | 0.00 |
| 10E090 | 2210 | 3320 | 00 | 000000 | 0.00 | 0.00 | 0.00 | 0.00 | 0.00 | 0.00 |
| 10E090 | 2210 | 3320 | 00 | 090000 | 0.00 | 0.00 | 0.00 | 0.00 | 0.00 | 0.00 |
| 10E100 | 2210 | 3320 | 00 | 100000 | 8,000.00 | 0.00 | 751.20 | 0.00 | 0.00 | 7,248.80 |
| 10E110 | 2210 | 3320 | 00 | 110000 | 0.00 | 20.00 | 20.00 | 0.00 | 0.00 | -20.00 |
| 10E110 | 2210 | 3320 | 01 | 110000 | 500.00 | 0.00 | 0.00 | 0.00 | 0.00 | 500.00 |
| 10E180 | 2210 | 3320 | 00 | 180000 | 4,040.00 | 506.36 | 671.45 | 0.00 | 0.00 | 3,368.55 |
| 10E180 | 2210 | 3320 | 01 | 180000 | 1,741.00 | 0.00 | 0.00 | 1,500.00 | 0.00 | 241.00 |
| 10E330 | 2210 | 3320 | 00 | 330000 | 0.00 | 0.00 | 0.00 | 0.00 | 0.00 | 0.00 |
| 10E470 | 2210 | 3320 | 00 | 470000 | 900.00 | 0.00 | 897.12 | 0.00 | 0.00 | 2.88 |
| 10E500 | 2210 | 3320 | 00 | 500000 | 1,659.00 | 0.00 | 1,658.54 | 0.00 | 0.00 | 0.46 |

68

06

| Account Level | | | | 2012-13 | December 2012-13 | 2012-13 | 2012-13 | Encumbered | 2012-13 | |
|---------------|------|------|----|-------------|--------------------------------|------------------|-------------|----------------|----------|-----------------|
| FDTLOC | FUNC | OBJ | SJ | Description | Budget | Monthly Activity | FY Activity | Batch Activity | Amount | Available Funds |
| 10E510 | 2210 | 3320 | 00 | 510000 | At Risk Improv Trav | 0.00 | 0.00 | 0.00 | 0.00 | 0.00 |
| 10E530 | 2210 | 3320 | 00 | 530000 | Prior Yr Title II Travel | 237.00 | 0.00 | 236.76 | 0.00 | 0.24 |
| 10E550 | 2210 | 3320 | 00 | 550000 | TAOEP Travel | 0.00 | 0.00 | 0.00 | 0.00 | 0.00 |
| 10E750 | 2210 | 3320 | 00 | 750000 | TAOEP Travel | 933.00 | 282.62 | 282.62 | 0.00 | 650.38 |
| 10E--- | 2210 | 3--- | -- | ----- | | 71,938.00 | 3,007.91 | 44,582.35 | 3,210.00 | 24,145.65 |
| 10E070 | 2210 | 4100 | 00 | 000000 | Cent 21 Prof Dev Supp | 200.00 | 0.00 | 0.00 | 0.00 | 200.00 |
| 10E100 | 2210 | 4100 | 00 | 100000 | Title I Supp | 1,500.00 | 133.92 | 1,233.92 | 0.00 | -3.92 |
| 10E120 | 2210 | 4100 | 00 | 120000 | | 0.00 | 0.00 | 0.00 | 0.00 | 0.00 |
| 10E330 | 2210 | 4100 | 00 | 330000 | Title II Improv of Instruct Su | 322.00 | 69.91 | 69.91 | 0.00 | 252.09 |
| 10E470 | 2210 | 4100 | 00 | 470000 | 21st Imp of Inst Supp | 200.00 | 0.00 | 0.00 | 0.00 | 200.00 |
| 10E500 | 2210 | 4100 | 00 | 500000 | Title I Supplies | 1,020.00 | 0.00 | 1,020.00 | 0.00 | 0.00 |
| 10E530 | 2210 | 4100 | 00 | 530000 | Title II Supplies | 0.00 | 0.00 | 0.00 | 0.00 | 0.00 |
| 10E680 | 2210 | 4100 | 00 | 680000 | CHAT Supplies | 0.00 | 0.00 | 0.00 | 0.00 | 0.00 |
| 10E--- | 2210 | 4--- | -- | ----- | | 3,242.00 | 203.83 | 2,323.83 | 0.00 | 648.17 |
| 10E120 | 2210 | 5500 | 00 | 120000 | LAPTOP GRANT IMPRV INSTR EQUIP | 0.00 | 0.00 | 0.00 | 0.00 | 0.00 |
| 10E--- | 2210 | 5--- | -- | ----- | | 0.00 | 0.00 | 0.00 | 0.00 | 0.00 |
| 10E020 | 2220 | 1100 | 00 | 000000 | ERES IMC Salary | 53,000.00 | 4,318.14 | 28,010.75 | 0.00 | 27,148.32 |
| 10E040 | 2220 | 1100 | 00 | 000000 | ERMS IMC Salary | 0.00 | 0.00 | 0.00 | 0.00 | 0.00 |
| 10E050 | 2220 | 1100 | 00 | 000000 | ERHS IMC Teach Sal | 50,000.00 | 4,093.42 | 26,143.83 | 0.00 | 25,902.88 |
| 10E020 | 2220 | 1110 | 00 | 000000 | ERES IMC Aide/Asst Sal | 16,500.00 | 1,232.62 | 5,546.79 | 0.00 | 11,569.52 |
| 10E040 | 2220 | 1110 | 00 | 000000 | ERMS Aide/Asst Salary | 65,000.00 | 5,453.80 | 27,493.74 | 0.00 | 40,233.16 |
| 10E050 | 2220 | 1110 | 00 | 000000 | HS Lib TA | 23,000.00 | 1,939.18 | 11,864.89 | 0.00 | 12,045.20 |
| 10E020 | 2220 | 1200 | 00 | 000000 | ERES IMC Sub Sal | 425.00 | 0.00 | 0.00 | 0.00 | 425.00 |
| 10E050 | 2220 | 1200 | 00 | 000000 | ERHS IMC Sub Teach Sal | 600.00 | 0.00 | 212.50 | 0.00 | 472.50 |
| 10E020 | 2220 | 1210 | 00 | 000000 | ERES IMC Sub Aide/Asst | 600.00 | 0.00 | 0.00 | 0.00 | 600.00 |
| 10E040 | 2220 | 1210 | 00 | 000000 | ERMS IMC Sub Aide | 0.00 | 0.00 | 0.00 | 0.00 | 0.00 |
| 10E--- | 2220 | 1--- | -- | ----- | | 209,125.00 | 17,037.16 | 99,272.50 | 0.00 | 118,396.58 |
| 10E020 | 2220 | 2110 | 00 | 000000 | ERES IMC TRS | 6,500.00 | 678.08 | 3,047.20 | 0.00 | 3,791.84 |
| 10E050 | 2220 | 2110 | 00 | 000000 | ERHS IMC TRS | 6,500.00 | 642.78 | 2,895.21 | 0.00 | 3,927.26 |
| 10E020 | 2220 | 2130 | 00 | 000000 | | 0.00 | 0.00 | 0.00 | 0.00 | 0.00 |
| 10E040 | 2220 | 2130 | 00 | 000000 | | 0.00 | 0.00 | 0.00 | 0.00 | 0.00 |
| 10E050 | 2220 | 2130 | 00 | 000000 | | 0.00 | 0.00 | 0.00 | 0.00 | 0.00 |
| 10E020 | 2220 | 2200 | 00 | 000000 | ERES IMC Ins Benefit | 4,600.00 | 388.88 | 2,442.68 | 0.00 | 2,351.76 |
| 10E040 | 2220 | 2200 | 00 | 000000 | ERMS IMC Ins Benefit | 34.00 | 2.80 | 15.00 | 0.00 | 20.40 |
| 10E050 | 2220 | 2200 | 00 | 000000 | ERHS IMC Ins Benefit | 9,240.00 | 774.56 | 4,870.96 | 0.00 | 4,756.32 |
| 10E--- | 2220 | 2--- | -- | ----- | | 26,874.00 | 2,487.10 | 13,271.05 | 0.00 | 14,847.58 |
| 10E020 | 2220 | 3140 | 00 | 000000 | ERES Library Fees | 1,400.00 | 0.00 | 0.00 | 0.00 | 1,400.00 |
| 10E050 | 2220 | 3190 | 00 | 000000 | ERHS IMC Pur Service | 3,940.00 | 0.00 | 2,202.67 | 0.00 | 1,737.33 |
| 10E020 | 2220 | 3230 | 00 | 000000 | ERES IMC Repair/Maint | 100.00 | 0.00 | 0.00 | 0.00 | 100.00 |
| 10E040 | 2220 | 3230 | 00 | 000000 | ERMS IMC Rep/Maint | 150.00 | 0.00 | 0.00 | 0.00 | 150.00 |

| Account Level | | | | 2012-13 | December 2012-13 | 2012-13 | 2012-13 | Encumbered | 2012-13 | |
|---------------|------|------|----|-------------|--------------------------------|------------------|-------------|----------------|----------|-----------------|
| FDTLOC | FUNC | OBJ | SJ | Description | Budget | Monthly Activity | FY Activity | Batch Activity | Amount | Available Funds |
| 10E050 | 2220 | 3230 | 00 | 000000 | ERHS IMC Rep/Maint | 100.00 | 0.00 | 0.00 | 0.00 | 100.00 |
| 10E050 | 2220 | 3240 | 00 | 000000 | ERHS IMC COPIER REPAIR | 600.00 | 0.00 | 0.00 | 0.00 | 600.00 |
| 10E050 | 2220 | 3260 | 00 | 000000 | ERHS IMC Postage | 0.00 | 0.00 | 0.00 | 0.00 | 0.00 |
| 10E--- | 2220 | 3--- | -- | ----- | | 6,290.00 | 0.00 | 2,202.67 | 0.00 | 4,087.33 |
| 10E020 | 2220 | 4100 | 00 | 000000 | ERES IMC Supplies | 1,700.00 | 0.00 | 929.18 | 693.04 | 77.78 |
| 10E040 | 2220 | 4100 | 00 | 000000 | ERMS IMC Supplies | 1,500.00 | 725.42 | 911.38 | 15.22 | 573.40 |
| 10E050 | 2220 | 4100 | 00 | 000000 | ERHS IMC Supplies | 2,000.00 | 880.04 | 1,317.20 | 279.03 | 403.77 |
| 10E240 | 2220 | 4100 | 00 | 240000 | IL St Library Grnt Supp | 1,589.00 | 0.00 | 1,580.83 | 8.06 | 0.11 |
| 10E050 | 2220 | 4110 | 00 | 000000 | ERHS IMC Video Purchase | 400.00 | 163.33 | 321.00 | 59.80 | 19.20 |
| 10E020 | 2220 | 4300 | 00 | 000000 | ERES IMC Books | 5,700.00 | 892.90 | 3,998.45 | 794.31 | 907.24 |
| 10E040 | 2220 | 4300 | 00 | 000000 | ERMS IMC Books | 4,500.00 | 58.73 | 2,374.76 | 1,700.00 | 425.24 |
| 10E050 | 2220 | 4300 | 00 | 000000 | ERHS IMC Books | 3,900.00 | 251.81 | 1,700.54 | 1,137.95 | 1,061.51 |
| 10E020 | 2220 | 4400 | 00 | 000000 | ERES IMC Periodicals | 500.00 | 0.00 | 474.34 | 0.00 | 25.66 |
| 10E040 | 2220 | 4400 | 00 | 000000 | ERMS IMC Periodicals | 800.00 | 72.00 | 557.72 | 24.48 | 217.80 |
| 10E050 | 2220 | 4400 | 00 | 000000 | ERHS IMC Periodicals | 2,200.00 | 595.00 | 2,046.13 | 0.00 | 153.87 |
| 10E020 | 2220 | 4700 | 00 | 000000 | ERES IMC Software | 300.00 | 17.68 | 195.52 | 0.00 | 104.48 |
| 10E040 | 2220 | 4700 | 00 | 000000 | ERMS IMC Software | 300.00 | 295.60 | 295.60 | 0.00 | 4.40 |
| 10E050 | 2220 | 4700 | 00 | 000000 | ERHS IMC Software | 260.00 | 0.00 | 158.00 | 0.00 | 102.00 |
| 10E--- | 2220 | 4--- | -- | ----- | | 25,649.00 | 3,952.51 | 16,860.65 | 4,711.89 | 4,076.46 |
| 10E020 | 2220 | 5500 | 00 | 000000 | ERES IMC Equipment | 700.00 | 0.00 | 659.00 | 0.00 | 41.00 |
| 10E040 | 2220 | 5500 | 00 | 000000 | ERMS IMC Equip | 0.00 | 0.00 | 0.00 | 0.00 | 0.00 |
| 10E050 | 2220 | 5500 | 00 | 000000 | ERHS IMC Equip | 0.00 | 0.00 | 0.00 | 0.00 | 0.00 |
| 10E--- | 2220 | 5--- | -- | ----- | | 700.00 | 0.00 | 659.00 | 0.00 | 41.00 |
| 10E020 | 2220 | 6400 | 00 | 000000 | ERES IMC Dues/Fees | 700.00 | 0.00 | 0.00 | 0.00 | 700.00 |
| 10E040 | 2220 | 6400 | 00 | 000000 | ERMS IMC Dues/Fees | 700.00 | 0.00 | 0.00 | 0.00 | 700.00 |
| 10E050 | 2220 | 6400 | 00 | 000000 | ERHS IMC Dues/Fees | 0.00 | 0.00 | 0.00 | 0.00 | 0.00 |
| 10E--- | 2220 | 6--- | -- | ----- | | 1,400.00 | 0.00 | 0.00 | 0.00 | 1,400.00 |
| 10E100 | 2230 | 3140 | 00 | 100000 | Title I Scoring | 3,765.00 | 0.00 | 0.00 | 0.00 | 3,765.00 |
| 10E500 | 2230 | 3140 | 00 | 500000 | Title I Scoring | 0.00 | 0.00 | 0.00 | 0.00 | 0.00 |
| 10E--- | 2230 | 3--- | -- | ----- | | 3,765.00 | 0.00 | 0.00 | 0.00 | 3,765.00 |
| 10E100 | 2230 | 4100 | 00 | 100000 | Title I Testing | 0.00 | 0.00 | 0.00 | 0.00 | 0.00 |
| 10E500 | 2230 | 4100 | 00 | 500000 | Title I Testing | 0.00 | 0.00 | 0.00 | 0.00 | 0.00 |
| 10E--- | 2230 | 4--- | -- | ----- | | 0.00 | 0.00 | 0.00 | 0.00 | 0.00 |
| 10E--- | 22-- | ---- | -- | ----- | | 375,457.00 | 31,766.39 | 199,399.10 | 3,210.00 | 4,981.89 |
| 10E010 | 2310 | 1110 | 00 | 000000 | BOE Sec/Treasure Sal | 8,000.00 | 1,203.65 | 11,551.12 | 0.00 | -3,436.55 |
| 10E--- | 2310 | 1--- | -- | ----- | | 8,000.00 | 1,203.65 | 11,551.12 | 0.00 | -3,436.55 |
| 10E010 | 2310 | 2130 | 00 | 000000 | | 0.00 | 0.00 | 0.00 | 0.00 | 0.00 |
| 10E010 | 2310 | 2200 | 00 | 000000 | | 5,000.00 | 393.33 | 2,259.99 | 0.00 | 2,740.01 |
| 10E--- | 2310 | 2--- | -- | ----- | | 5,000.00 | 393.33 | 2,259.99 | 0.00 | 2,740.01 |
| 10E010 | 2310 | 3140 | 00 | 000000 | District Feasibility Consultan | 0.00 | 0.00 | 0.00 | 0.00 | 0.00 |

16

| Account Level | | | | 2012-13 | December 2012-13 | 2012-13 | 2012-13 | Encumbered | 2012-13 | |
|---------------|------|------|-----------|-----------------------------|------------------|------------------|-------------|----------------|-----------|-----------------|
| FDTLOC | FUNC | OBJ | SJ | Description | Budget | Monthly Activity | FY Activity | Batch Activity | Amount | Available Funds |
| 10E010 | 2310 | 3160 | 00 000000 | BOE Architectural Fees | 0.00 | 0.00 | 0.00 | 0.00 | 0.00 | 0.00 |
| 10E010 | 2310 | 3170 | 00 000000 | BOE Audit Fee | 10,500.00 | 0.00 | 10,200.00 | 0.00 | 0.00 | 300.00 |
| 10E010 | 2310 | 3180 | 00 000000 | BOE Reg Chicago | 26,000.00 | 14,496.65 | 24,892.25 | 0.00 | 0.00 | 1,107.75 |
| 10E010 | 2310 | 3190 | 00 000000 | BOE Other Pur Ser | 8,000.00 | 0.00 | 5,893.00 | 0.00 | 0.00 | 2,107.00 |
| 10E220 | 2310 | 3190 | 00 220000 | BOE Background Checks | 0.00 | 0.00 | 0.00 | 0.00 | 0.00 | 0.00 |
| 10E010 | 2310 | 3230 | 00 000000 | BOE Repair/Maint | 2,100.00 | 0.00 | 82.00 | 0.00 | 0.00 | 2,018.00 |
| 10E010 | 2310 | 3320 | 00 000000 | BOE Travel | 650.00 | 349.14 | 445.66 | 0.00 | 0.00 | 204.34 |
| 10E010 | 2310 | 3500 | 00 000000 | BOE Advertising | 6,000.00 | 243.92 | 2,780.60 | 0.00 | 2,637.88 | 581.52 |
| 10E010 | 2310 | 3600 | 00 000000 | BOE Printing | 1,200.00 | 0.00 | 504.85 | 0.00 | 0.00 | 695.15 |
| 10E010 | 2310 | 3800 | 00 000000 | BOE Pd Cert Life Ins | 33,500.00 | 2,326.11 | 13,988.86 | 0.00 | 15,011.14 | 4,500.00 |
| 10E010 | 2310 | 3850 | 00 000000 | BOE Unemployment Comp | 0.00 | 0.00 | 0.00 | 0.00 | 0.00 | 0.00 |
| 10E--- | 2310 | 3--- | -- | ----- | 87,950.00 | 17,415.82 | 58,787.22 | 0.00 | 17,649.02 | 11,513.76 |
| 10E010 | 2310 | 4100 | 00 000000 | BOE Supplies | 10,000.00 | 2,797.58 | 7,251.87 | 0.00 | 1,739.72 | 1,008.41 |
| 10E010 | 2310 | 4110 | 00 000000 | BOE Serv Awards Supp | 500.00 | 0.00 | 0.00 | 0.00 | 0.00 | 500.00 |
| 10E--- | 2310 | 4--- | -- | ----- | 10,500.00 | 2,797.58 | 7,251.87 | 0.00 | 1,739.72 | 1,508.41 |
| 10E010 | 2310 | 5500 | 00 000000 | BOE Equipment | 0.00 | 0.00 | 0.00 | 0.00 | 0.00 | 0.00 |
| 10E--- | 2310 | 5--- | -- | ----- | 0.00 | 0.00 | 0.00 | 0.00 | 0.00 | 0.00 |
| 10E010 | 2310 | 6400 | 00 000000 | BOE Dues/Fees | 5,000.00 | 0.00 | 0.00 | 0.00 | 15.00 | 4,985.00 |
| 10E--- | 2310 | 6--- | -- | ----- | 5,000.00 | 0.00 | 0.00 | 0.00 | 15.00 | 4,985.00 |
| 10E010 | 2320 | 1100 | 00 000000 | Superintendent Salary | 167,000.00 | 13,896.22 | 90,325.43 | 0.00 | 0.00 | 83,622.68 |
| 10E010 | 2320 | 1110 | 00 000000 | Supt Secretary Salary | 34,000.00 | 2,677.34 | 12,048.03 | 0.00 | 0.00 | 23,290.64 |
| 10E--- | 2320 | 1--- | -- | ----- | 201,000.00 | 16,573.56 | 102,373.46 | 0.00 | 0.00 | 106,913.32 |
| 10E010 | 2320 | 2110 | 00 000000 | Superintendent TRS | 19,700.00 | 1,636.58 | 10,637.77 | 0.00 | 0.00 | 9,880.52 |
| 10E010 | 2320 | 2130 | 00 000000 | | 0.00 | 0.00 | 0.00 | 0.00 | 0.00 | 0.00 |
| 10E010 | 2320 | 2200 | 00 000000 | Supt Office Ins Ben | 12,000.00 | 684.14 | 4,636.41 | 0.00 | 0.00 | 7,897.56 |
| 10E--- | 2320 | 2--- | -- | ----- | 31,700.00 | 2,320.72 | 15,274.18 | 0.00 | 0.00 | 17,778.08 |
| 10E010 | 2320 | 3190 | 00 000000 | Supt Office Pur Serv | 2,000.00 | 45.00 | 791.00 | 49.00 | 717.00 | 443.00 |
| 10E010 | 2320 | 3230 | 00 000000 | Supt Office Repair/Maint | 500.00 | 25.00 | 35.00 | 0.00 | 0.00 | 465.00 |
| 10E010 | 2320 | 3240 | 00 000000 | Supt Office Copier Rep | 500.00 | 0.00 | 0.00 | 0.00 | 0.00 | 500.00 |
| 10E010 | 2320 | 3250 | 00 000000 | Supt Office Rental | 5,000.00 | 0.00 | 4,428.00 | 0.00 | 0.00 | 572.00 |
| 10E010 | 2320 | 3260 | 00 000000 | Supt Office Postage | 5,000.00 | 11.49 | 11.49 | 0.00 | 0.00 | 4,988.51 |
| 10E010 | 2320 | 3320 | 00 000000 | Supt Office Travel | 5,500.00 | 0.00 | 538.14 | 0.00 | 0.00 | 4,961.86 |
| 10E010 | 2320 | 3400 | 00 000000 | Supt Office Telephone | 2,250.00 | 181.84 | 1,256.11 | 0.00 | 1,329.39 | -150.00 |
| 10E--- | 2320 | 3--- | -- | ----- | 20,750.00 | 263.33 | 7,059.74 | 49.00 | 2,046.39 | 11,780.37 |
| 10E010 | 2320 | 4100 | 00 000000 | Supt Office Supplies | 4,000.00 | 0.00 | 2,868.96 | 0.00 | 972.51 | 158.53 |
| 10E010 | 2320 | 4240 | 00 000000 | Supt Office Copier Paper | 0.00 | 0.00 | 0.00 | 0.00 | 0.00 | 0.00 |
| 10E010 | 2320 | 4400 | 00 000000 | Dist Off Subscription Renwl | 500.00 | 0.00 | 499.50 | 0.00 | 0.00 | 0.50 |
| 10E010 | 2320 | 4700 | 00 000000 | Supt Office Software | 1,000.00 | 0.00 | 0.00 | 0.00 | 0.00 | 1,000.00 |
| 10E--- | 2320 | 4--- | -- | ----- | 5,500.00 | 0.00 | 3,368.46 | 0.00 | 972.51 | 1,159.03 |
| 10E010 | 2320 | 5500 | 00 000000 | District Off Equipment | 0.00 | 0.00 | 0.00 | 0.00 | 0.00 | 0.00 |

36

| Account Level | | | | 2012-13 | December 2012-13 | 2012-13 | 2012-13 | Encumbered | 2012-13 | |
|---------------|------|------|----|-------------|------------------|------------------|-------------|----------------|---------|-----------------|
| FDTLOC | FUNC | OBJ | SJ | Description | Budget | Monthly Activity | FY Activity | Batch Activity | Amount | Available Funds |
| 10E--- | 2320 | 5--- | -- | ----- | 0.00 | 0.00 | 0.00 | 0.00 | 0.00 | 0.00 |
| 10E010 | 2320 | 6400 | 00 | 000000 | 5,000.00 | 0.00 | 0.00 | 0.00 | 0.00 | 5,000.00 |
| 10E--- | 2320 | 6--- | -- | ----- | 5,000.00 | 0.00 | 0.00 | 0.00 | 0.00 | 5,000.00 |
| 10E010 | 2330 | 1100 | 00 | 000000 | 33,000.00 | 0.00 | 0.00 | 0.00 | 0.00 | 33,000.00 |
| 10E100 | 2330 | 1100 | 00 | 100000 | 11,618.00 | 8,000.00 | 11,618.00 | 0.00 | 0.00 | 3,618.00 |
| 10E500 | 2330 | 1100 | 00 | 500000 | 0.00 | 0.00 | 0.00 | 0.00 | 0.00 | 0.00 |
| 10E010 | 2330 | 1110 | 00 | 000000 | 26,000.00 | 2,097.60 | 13,531.20 | 0.00 | 0.00 | 13,517.60 |
| 10E070 | 2330 | 1110 | 00 | 000000 | 4,800.00 | 0.00 | 0.00 | 0.00 | 0.00 | 4,800.00 |
| 10E100 | 2330 | 1110 | 00 | 100000 | 2,455.00 | 0.00 | 0.00 | 0.00 | 0.00 | 2,455.00 |
| 10E110 | 2330 | 1110 | 00 | 110000 | 7,344.00 | 823.82 | 1,989.24 | 0.00 | 0.00 | 5,766.67 |
| 10E470 | 2330 | 1110 | 00 | 470000 | 4,800.00 | 477.12 | 1,813.08 | 0.00 | 0.00 | 3,177.86 |
| 10E500 | 2330 | 1110 | 00 | 500000 | 0.00 | 0.00 | 0.00 | 0.00 | 0.00 | 0.00 |
| 10E510 | 2330 | 1110 | 00 | 510000 | 0.00 | 0.00 | 0.00 | 0.00 | 0.00 | 0.00 |
| 10E--- | 2330 | 1--- | -- | ----- | 90,017.00 | 11,398.54 | 28,951.52 | 0.00 | 0.00 | 66,335.13 |
| 10E010 | 2330 | 2110 | 00 | 000000 | 4,000.00 | 0.00 | 0.00 | 0.00 | 0.00 | 4,000.00 |
| 10E070 | 2330 | 2110 | 00 | 000000 | 0.00 | 0.00 | 0.00 | 0.00 | 0.00 | 0.00 |
| 10E100 | 2330 | 2110 | 00 | 100000 | 4,271.00 | 3,418.98 | 4,965.21 | 0.00 | 0.00 | 852.02 |
| 10E500 | 2330 | 2110 | 00 | 500000 | 0.00 | 0.00 | 0.00 | 0.00 | 0.00 | 0.00 |
| 10E010 | 2330 | 2130 | 00 | 000000 | 0.00 | 0.00 | 0.00 | 0.00 | 0.00 | 0.00 |
| 10E100 | 2330 | 2130 | 00 | 100000 | 0.00 | 0.00 | 0.00 | 0.00 | 0.00 | 0.00 |
| 10E470 | 2330 | 2130 | 00 | 470000 | 0.00 | 0.00 | 0.00 | 0.00 | 0.00 | 0.00 |
| 10E010 | 2330 | 2200 | 00 | 000000 | 7,000.00 | 387.28 | 2,435.48 | 0.00 | 0.00 | 4,758.16 |
| 10E--- | 2330 | 2--- | -- | ----- | 15,271.00 | 3,806.26 | 7,400.69 | 0.00 | 0.00 | 9,610.18 |
| 10E100 | 2330 | 3170 | 00 | 100000 | 750.00 | 0.00 | 750.00 | 0.00 | 0.00 | 0.00 |
| 10E500 | 2330 | 3170 | 00 | 500000 | 0.00 | 0.00 | 0.00 | 0.00 | 0.00 | 0.00 |
| 10E010 | 2330 | 3320 | 00 | 000000 | 1,500.00 | 452.93 | 901.16 | 0.00 | 0.00 | 598.84 |
| 10E100 | 2330 | 3320 | 00 | 100000 | 0.00 | 0.00 | 0.00 | 0.00 | 0.00 | 0.00 |
| 10E500 | 2330 | 3320 | 00 | 500000 | 0.00 | 0.00 | 0.00 | 0.00 | 0.00 | 0.00 |
| 10E--- | 2330 | 3--- | -- | ----- | 2,250.00 | 452.93 | 1,651.16 | 0.00 | 0.00 | 598.84 |
| 10E100 | 2330 | 4100 | 00 | 100000 | 275.00 | 0.00 | 144.63 | 0.00 | 0.00 | 130.37 |
| 10E470 | 2330 | 4100 | 00 | 470000 | 200.00 | 0.00 | 73.16 | 0.00 | 50.00 | 76.84 |
| 10E500 | 2330 | 4100 | 00 | 500000 | 0.00 | 0.00 | 0.00 | 0.00 | 0.00 | 0.00 |
| 10E--- | 2330 | 4--- | -- | ----- | 475.00 | 0.00 | 217.79 | 0.00 | 50.00 | 207.21 |
| 10E010 | 2330 | 6400 | 00 | 000000 | 2,000.00 | 0.00 | 0.00 | 0.00 | 0.00 | 2,000.00 |
| 10E--- | 2330 | 6--- | -- | ----- | 2,000.00 | 0.00 | 0.00 | 0.00 | 0.00 | 2,000.00 |
| 10E280 | 2331 | 1100 | 00 | 280000 | 81,000.00 | 6,695.16 | 43,518.50 | 0.00 | 0.00 | 40,829.08 |
| 10E110 | 2331 | 1110 | 00 | 110000 | 6,832.00 | 348.21 | 1,768.45 | 0.00 | 0.00 | 5,307.05 |
| 10E280 | 2331 | 1110 | 00 | 280000 | 21,000.00 | 1,681.64 | 14,234.63 | 0.00 | 0.00 | 7,606.19 |
| 10E510 | 2331 | 1110 | 00 | 510000 | 0.00 | 0.00 | 0.00 | 0.00 | 0.00 | 0.00 |
| 10E--- | 2331 | 1--- | -- | ----- | 108,832.00 | 8,725.01 | 59,521.58 | 0.00 | 0.00 | 53,742.32 |

36

| Account Level | | | | 2012-13 | December 2012-13 | 2012-13 | 2012-13 | Encumbered | 2012-13 | |
|---------------|------|------|----|------------------------------------|------------------|------------------|-------------|----------------|-----------|-----------------|
| FDTLOC | FUNC | OBJ | SJ | Description | Budget | Monthly Activity | FY Activity | Batch Activity | Amount | Available Funds |
| 10E280 | 2331 | 2110 | 00 | 280000 Spec Needs Dir TRS | 12,000.00 | 788.50 | 5,125.23 | 0.00 | 0.00 | 7,269.02 |
| 10E280 | 2331 | 2130 | 00 | 280000 | 0.00 | 0.00 | 0.00 | 0.00 | 0.00 | 0.00 |
| 10E280 | 2331 | 2200 | 00 | 280000 Spec Ed Ins Ben | 9,300.00 | 783.34 | 4,901.69 | 0.00 | 0.00 | 4,789.98 |
| 10E--- | 2331 | 2--- | -- | ----- | 21,300.00 | 1,571.84 | 10,026.92 | 0.00 | 0.00 | 12,059.00 |
| 10E920 | 2331 | 3190 | 00 | 920000 Spec Ed Purchase Service | 2,000.00 | 1,050.00 | 1,300.00 | 0.00 | 0.00 | 700.00 |
| 10E920 | 2331 | 3230 | 00 | 920000 Spec Ed Rep/Maint | 100.00 | 0.00 | 0.00 | 0.00 | 0.00 | 100.00 |
| 10E920 | 2331 | 3240 | 00 | 920000 Spec Ed Copier Repair | 250.00 | 0.00 | 0.00 | 0.00 | 150.00 | 100.00 |
| 10E920 | 2331 | 3260 | 00 | 920000 Spec Ed Postage | 3,000.00 | 0.00 | 10.81 | 0.00 | 0.00 | 2,989.19 |
| 10E920 | 2331 | 3320 | 00 | 920000 Spec Ed Travel | 3,000.00 | 52.60 | 553.24 | 0.00 | 0.00 | 2,446.76 |
| 10E920 | 2331 | 3400 | 00 | 920000 Spec Ed Telephone | 0.00 | 0.00 | 0.00 | 0.00 | 0.00 | 0.00 |
| 10E--- | 2331 | 3--- | -- | ----- | 8,350.00 | 1,102.60 | 1,864.05 | 0.00 | 150.00 | 6,335.95 |
| 10E920 | 2331 | 4100 | 00 | 920000 Spec Ed Supplies | 5,100.00 | 108.29 | 1,565.38 | 0.00 | 591.49 | 2,946.04 |
| 10E920 | 2331 | 4130 | 00 | 920000 Spec Ed Test Supplies | 500.00 | 275.00 | 275.00 | 0.00 | 0.00 | 225.00 |
| 10E920 | 2331 | 4240 | 00 | 920000 Spec Ed Copy Paper | 0.00 | 0.00 | 0.00 | 0.00 | 0.00 | 0.00 |
| 10E920 | 2331 | 4700 | 00 | 920000 Spec Ed Dir Software | 500.00 | 0.00 | 0.00 | 0.00 | 0.00 | 500.00 |
| 10E--- | 2331 | 4--- | -- | ----- | 6,100.00 | 383.29 | 1,840.38 | 0.00 | 591.49 | 3,671.04 |
| 10E920 | 2331 | 5400 | 00 | 920000 Spec Ed Dir Equipment | 0.00 | 0.00 | 0.00 | 0.00 | 0.00 | 0.00 |
| 10E920 | 2331 | 5500 | 00 | 920000 Spec Ed Adm Equip | 2,000.00 | 0.00 | 0.00 | 0.00 | 0.00 | 2,000.00 |
| 10E--- | 2331 | 5--- | -- | ----- | 2,000.00 | 0.00 | 0.00 | 0.00 | 0.00 | 2,000.00 |
| 10E920 | 2331 | 6400 | 00 | 920000 Spec Needs Coord. Dues/Fees | 300.00 | 0.00 | 130.00 | 0.00 | 0.00 | 170.00 |
| 10E--- | 2331 | 6--- | -- | ----- | 300.00 | 0.00 | 130.00 | 0.00 | 0.00 | 170.00 |
| 10E320 | 2333 | 1100 | 00 | 320000 BLDG GROUNDS DIR SAL | 0.00 | 2,310.26 | 8,847.87 | 0.00 | 0.00 | -7,310.74 |
| 10E--- | 2333 | 1--- | -- | ----- | 0.00 | 2,310.26 | 8,847.87 | 0.00 | 0.00 | -7,310.74 |
| 10E320 | 2333 | 2110 | 00 | 320000 BLDG/GROUNDS DIR TRS | 10,000.00 | 272.08 | 5,346.51 | 0.00 | 0.00 | 4,834.52 |
| 10E320 | 2333 | 2200 | 00 | 320000 | 4,500.00 | 393.34 | 2,075.15 | 0.00 | 0.00 | 2,621.52 |
| 10E--- | 2333 | 2--- | -- | ----- | 14,500.00 | 665.42 | 7,421.66 | 0.00 | 0.00 | 7,456.04 |
| 10E--- | 23-- | ---- | -- | ----- | 651,795.00 | 71,384.14 | 335,799.66 | 49.00 | 23,214.13 | 316,816.40 |
| 10E020 | 2410 | 1100 | 00 | 000000 ERES Prin Sal | 205,000.00 | 16,853.16 | 109,379.20 | 0.00 | 0.00 | 104,047.38 |
| 10E040 | 2410 | 1100 | 00 | 000000 ERMS Principal Sal | 94,000.00 | 7,776.44 | 50,338.40 | 0.00 | 0.00 | 47,549.82 |
| 10E050 | 2410 | 1100 | 00 | 000000 ERHS Principal Salary | 190,000.00 | 15,380.78 | 99,975.07 | 0.00 | 0.00 | 97,715.32 |
| 10E020 | 2410 | 1110 | 00 | 000000 ERES Sec Sal | 115,000.00 | 9,042.42 | 56,979.03 | 0.00 | 0.00 | 62,542.18 |
| 10E040 | 2410 | 1110 | 00 | 000000 ERMS Secretarial Sal | 36,000.00 | 2,431.30 | 14,498.90 | 0.00 | 0.00 | 22,716.75 |
| 10E050 | 2410 | 1110 | 00 | 000000 ERHS Principal Sec Sal | 80,000.00 | 6,652.00 | 43,174.80 | 0.00 | 0.00 | 40,151.20 |
| 10E020 | 2410 | 1210 | 00 | 000000 ERES Sub Sec Sal | 2,500.00 | 0.00 | 0.00 | 0.00 | 0.00 | 2,500.00 |
| 10E040 | 2410 | 1210 | 00 | 000000 ERMS Sub Secretary Sal | 500.00 | 0.00 | 0.00 | 0.00 | 0.00 | 500.00 |
| 10E050 | 2410 | 1210 | 00 | 000000 ERHS Princ Sub Sec Sal | 1,000.00 | 0.00 | 109.98 | 0.00 | 0.00 | 890.02 |
| 10E--- | 2410 | 1--- | -- | ----- | 724,000.00 | 58,136.10 | 374,455.38 | 0.00 | 0.00 | 378,612.67 |
| 10E020 | 2410 | 2110 | 00 | 000000 ERES Prin TRS | 28,000.00 | 2,252.56 | 12,512.86 | 0.00 | 0.00 | 16,613.42 |
| 10E040 | 2410 | 2110 | 00 | 000000 ERMS Principal TRS | 13,500.00 | 1,221.12 | 5,507.73 | 0.00 | 0.00 | 8,602.83 |
| 10E050 | 2410 | 2110 | 00 | 000000 ERHS Principal TRS | 23,500.00 | 1,811.40 | 11,774.10 | 0.00 | 0.00 | 12,631.60 |

94

| Account Level | | | | 2012-13 | December 2012-13 | 2012-13 | 2012-13 | Encumbered | 2012-13 | | |
|---------------|------|------|----|-------------|--------------------------|------------------|-------------|----------------|---------|-----------------|-----------|
| FDTLOC | FUNC | OBJ | SJ | Description | Budget | Monthly Activity | FY Activity | Batch Activity | Amount | Available Funds | |
| 10E020 | 2410 | 2130 | 00 | 000000 | 0.00 | 0.00 | 0.00 | 0.00 | 0.00 | 0.00 | |
| 10E040 | 2410 | 2130 | 00 | 000000 | 0.00 | 0.00 | 0.00 | 0.00 | 0.00 | 0.00 | |
| 10E050 | 2410 | 2130 | 00 | 000000 | 0.00 | 0.00 | 0.00 | 0.00 | 0.00 | 0.00 | |
| 10E020 | 2410 | 2200 | 00 | 000000 | ERES Prin Ins Benefit | 101.00 | 8.40 | 54.60 | 0.00 | 0.00 | 50.60 |
| 10E040 | 2410 | 2200 | 00 | 000000 | ERMS Prin Ins Ben | 5,000.00 | 393.60 | 2,462.40 | 0.00 | 0.00 | 2,734.40 |
| 10E050 | 2410 | 2200 | 00 | 000000 | ERHS Principals Ins Ben | 18,000.00 | 1,176.36 | 7,364.46 | 0.00 | 0.00 | 11,223.72 |
| 10E--- | 2410 | 2--- | -- | ----- | | 88,101.00 | 6,863.44 | 39,676.15 | 0.00 | 0.00 | 51,856.57 |
| 10E020 | 2410 | 3190 | 00 | 000000 | ERES Prin Off Pur Serv | 7,000.00 | 107.47 | 482.47 | 0.00 | 0.00 | 6,517.53 |
| 10E040 | 2410 | 3190 | 00 | 000000 | ERMS Prin Purchase Serv | 0.00 | 0.00 | 0.00 | 0.00 | 0.00 | 0.00 |
| 10E050 | 2410 | 3190 | 00 | 000000 | ERHS Principal Pur Serv | 5,000.00 | 208.18 | 973.18 | 49.00 | 1,931.70 | 2,046.12 |
| 10E020 | 2410 | 3230 | 00 | 000000 | ERES Prin Off Rep/Maint | 50.00 | 0.00 | 0.00 | 0.00 | 0.00 | 50.00 |
| 10E040 | 2410 | 3230 | 00 | 000000 | ERMS Prin Rep/Maint | 100.00 | 0.00 | 0.00 | 0.00 | 0.00 | 100.00 |
| 10E050 | 2410 | 3230 | 00 | 000000 | ERHS Princ Rep/Maint | 500.00 | 71.00 | 71.00 | 0.00 | 0.00 | 429.00 |
| 10E020 | 2410 | 3240 | 00 | 000000 | ERES Prin Copier Repair | 500.00 | 0.00 | 58.00 | 0.00 | 412.00 | 30.00 |
| 10E040 | 2410 | 3240 | 00 | 000000 | ERMS Prin Copier Repair | 450.00 | 0.00 | 38.00 | 0.00 | 362.00 | 50.00 |
| 10E050 | 2410 | 3240 | 00 | 000000 | ERHS Prin Copier Repair | 500.00 | 0.00 | 42.00 | 0.00 | 458.00 | 0.00 |
| 10E020 | 2410 | 3320 | 00 | 000000 | ERES Prin Off Travel | 2,000.00 | 477.47 | 1,477.85 | 0.00 | 0.00 | 522.15 |
| 10E040 | 2410 | 3320 | 00 | 000000 | ERMS Prin Travel | 500.00 | 141.33 | 250.98 | 0.00 | 0.00 | 249.02 |
| 10E050 | 2410 | 3320 | 00 | 000000 | ERHS Principal Travel | 2,000.00 | 381.54 | 1,036.81 | 352.14 | 0.00 | 611.05 |
| 10E020 | 2410 | 3400 | 00 | 000000 | ERES Prin Off Telephone | 13,000.00 | 674.86 | 4,271.94 | 0.00 | 4,488.74 | 4,900.00 |
| 10E040 | 2410 | 3400 | 00 | 000000 | ERMS Prin Telephone | 4,500.00 | 324.67 | 2,051.56 | 0.00 | 2,046.26 | 700.00 |
| 10E050 | 2410 | 3400 | 00 | 000000 | ERHS Principal Telephone | 10,000.00 | 544.09 | 3,630.73 | 0.00 | 4,991.01 | 1,900.00 |
| 10E020 | 2410 | 3600 | 00 | 000000 | ERES Printing | 5,000.00 | 285.48 | 3,199.73 | 0.00 | 1,500.00 | 300.27 |
| 10E040 | 2410 | 3600 | 00 | 000000 | ERMS Printing | 4,000.00 | 0.00 | 3,782.69 | 91.40 | 6.50 | 119.41 |
| 10E050 | 2410 | 3600 | 00 | 000000 | ERHS Printing | 10,000.00 | 87.38 | 6,743.51 | 0.00 | 1,852.24 | 1,404.25 |
| 10E--- | 2410 | 3--- | -- | ----- | | 65,100.00 | 3,303.47 | 28,110.45 | 492.54 | 18,048.45 | 19,928.80 |
| 10E020 | 2410 | 4100 | 00 | 000000 | ERES Prin Off Supplies | 6,300.00 | 198.84 | 3,027.51 | 0.00 | 828.90 | 2,443.59 |
| 10E040 | 2410 | 4100 | 00 | 000000 | ERMS Prin Supplies | 6,000.00 | 164.25 | 2,548.71 | 0.00 | 1,537.12 | 1,922.10 |
| 10E050 | 2410 | 4100 | 00 | 000000 | ERHS Principal Supplies | 10,000.00 | 21.00 | 3,472.17 | 0.00 | 3,015.67 | 3,527.98 |
| 10E020 | 2410 | 4240 | 00 | 000000 | ERES Copier Toner | 900.00 | 0.00 | 1,058.00 | 0.00 | 190.00 | -348.00 |
| 10E050 | 2410 | 4240 | 00 | 000000 | ERHS Prin Copier Toner | 600.00 | 0.00 | 680.00 | 0.00 | 20.00 | -100.00 |
| 10E020 | 2410 | 4250 | 00 | 000000 | ERES Copier Parts | 1,200.00 | 0.00 | 494.00 | 0.00 | 706.00 | 0.00 |
| 10E050 | 2410 | 4400 | 00 | 000000 | ERHS Prin Subscriptions | 300.00 | 0.00 | 280.56 | 0.00 | 0.00 | 19.44 |
| 10E020 | 2410 | 4700 | 00 | 000000 | ERES Prin Off Software | 200.00 | 0.00 | 0.00 | 0.00 | 0.00 | 200.00 |
| 10E040 | 2410 | 4700 | 00 | 000000 | ERMS Prin Software | 0.00 | 0.00 | 0.00 | 0.00 | 0.00 | 0.00 |
| 10E050 | 2410 | 4700 | 00 | 000000 | ERHS Principal Software | 100.00 | 0.00 | 0.00 | 0.00 | 0.00 | 100.00 |
| 10E--- | 2410 | 4--- | -- | ----- | | 25,600.00 | 384.09 | 11,560.95 | 0.00 | 6,297.69 | 7,765.11 |
| 10E020 | 2410 | 5500 | 00 | 000000 | ERES Principal Equip | 5,000.00 | 0.00 | 0.00 | 0.00 | 0.00 | 5,000.00 |
| 10E040 | 2410 | 5500 | 00 | 000000 | ERMS Principal Equip | 0.00 | 0.00 | 653.60 | 0.00 | 0.00 | -653.60 |
| 10E050 | 2410 | 5500 | 00 | 000000 | ERHS Principal Equip | 1,000.00 | 0.00 | 0.00 | 0.00 | 0.00 | 1,000.00 |

96

| Account Level | | | | 2012-13 | December 2012-13 | 2012-13 | 2012-13 | Encumbered | 2012-13 | |
|---------------|------|------|----|-------------|------------------|------------------|-------------|----------------|-----------|-----------------|
| FDTLOC | FUNC | OBJ | SJ | Description | Budget | Monthly Activity | FY Activity | Batch Activity | Amount | Available Funds |
| 10E--- | 2410 | 5--- | -- | ----- | 6,000.00 | 0.00 | 653.60 | 0.00 | 0.00 | 5,346.40 |
| 10E020 | 2410 | 6400 | 00 | 000000 | 1,700.00 | 0.00 | 1,365.00 | 0.00 | 0.00 | 335.00 |
| 10E040 | 2410 | 6400 | 00 | 000000 | 1,000.00 | 0.00 | 715.00 | 0.00 | 0.00 | 285.00 |
| 10E050 | 2410 | 6400 | 00 | 000000 | 3,100.00 | 0.00 | 575.00 | 0.00 | 725.00 | 1,800.00 |
| 10E--- | 2410 | 6--- | -- | ----- | 5,800.00 | 0.00 | 2,655.00 | 0.00 | 725.00 | 2,420.00 |
| 10E--- | 24-- | ---- | -- | ----- | 914,601.00 | 68,687.10 | 457,111.53 | 492.54 | 25,071.14 | 465,929.55 |
| 10E010 | 2520 | 1110 | 00 | 000000 | 105,000.00 | 7,804.40 | 59,336.08 | 0.00 | 0.00 | 49,735.35 |
| 10E--- | 2520 | 1--- | -- | ----- | 105,000.00 | 7,804.40 | 59,336.08 | 0.00 | 0.00 | 49,735.35 |
| 10E010 | 2520 | 2110 | 00 | 000000 | 0.00 | 0.00 | 0.00 | 0.00 | 0.00 | 0.00 |
| 10E010 | 2520 | 2130 | 00 | 000000 | 0.00 | 0.00 | 0.00 | 0.00 | 0.00 | 0.00 |
| 10E010 | 2520 | 2200 | 00 | 000000 | 9,300.00 | 786.68 | 4,916.38 | 0.00 | 0.00 | 4,776.96 |
| 10E--- | 2520 | 2--- | -- | ----- | 9,300.00 | 786.68 | 4,916.38 | 0.00 | 0.00 | 4,776.96 |
| 10E010 | 2520 | 3100 | 00 | 000000 | 0.00 | 0.00 | 0.00 | 0.00 | 0.00 | 0.00 |
| 10E010 | 2520 | 3190 | 00 | 000000 | 22,000.00 | 571.46 | 9,653.37 | 0.00 | 818.00 | 11,528.63 |
| 10E010 | 2520 | 3230 | 00 | 000000 | 500.00 | 0.00 | 86.00 | 0.00 | 0.00 | 414.00 |
| 10E010 | 2520 | 3320 | 00 | 000000 | 4,500.00 | 62.99 | 253.71 | 36.35 | 0.00 | 4,209.94 |
| 10E--- | 2520 | 3--- | -- | ----- | 27,000.00 | 634.45 | 9,993.08 | 36.35 | 818.00 | 16,152.57 |
| 10E010 | 2520 | 4100 | 00 | 000000 | 3,500.00 | 265.10 | 2,731.68 | 0.00 | 257.81 | 510.51 |
| 10E010 | 2520 | 4700 | 00 | 000000 | 0.00 | 0.00 | 0.00 | 0.00 | 0.00 | 0.00 |
| 10E--- | 2520 | 4--- | -- | ----- | 3,500.00 | 265.10 | 2,731.68 | 0.00 | 257.81 | 510.51 |
| 10E010 | 2520 | 5500 | 00 | 000000 | 0.00 | 0.00 | 0.00 | 0.00 | 0.00 | 0.00 |
| 10E--- | 2520 | 5--- | -- | ----- | 0.00 | 0.00 | 0.00 | 0.00 | 0.00 | 0.00 |
| 10E010 | 2521 | 3190 | 00 | 000000 | 0.00 | 0.00 | 0.00 | 0.00 | 0.00 | 0.00 |
| 10E--- | 2521 | 3--- | -- | ----- | 0.00 | 0.00 | 0.00 | 0.00 | 0.00 | 0.00 |
| 10E010 | 2521 | 4100 | 00 | 000000 | 55,000.00 | 0.00 | 17,633.42 | 0.00 | 0.00 | 37,366.58 |
| 10E--- | 2521 | 4--- | -- | ----- | 55,000.00 | 0.00 | 17,633.42 | 0.00 | 0.00 | 37,366.58 |
| 10E020 | 2540 | 1110 | 00 | 000000 | 93,000.00 | 12,773.45 | 77,944.22 | 0.00 | 0.00 | 21,628.80 |
| 10E040 | 2540 | 1110 | 00 | 000000 | 58,000.00 | 6,638.98 | 53,964.14 | 0.00 | 0.00 | 7,606.92 |
| 10E050 | 2540 | 1110 | 00 | 000000 | 210,000.00 | 21,896.83 | 142,399.75 | 0.00 | 0.00 | 78,840.42 |
| 10E020 | 2540 | 1210 | 00 | 000000 | 10,000.00 | 612.00 | 9,735.76 | 0.00 | 0.00 | 1,119.24 |
| 10E040 | 2540 | 1210 | 00 | 000000 | 3,000.00 | 1,606.50 | 4,016.25 | 0.00 | 0.00 | -255.75 |
| 10E050 | 2540 | 1210 | 00 | 000000 | 6,000.00 | 342.00 | 1,644.75 | 0.00 | 0.00 | 4,355.25 |
| 10E--- | 2540 | 1--- | -- | ----- | 380,000.00 | 43,869.76 | 289,704.87 | 0.00 | 0.00 | 113,294.88 |
| 10E020 | 2540 | 2130 | 00 | 000000 | 0.00 | 0.00 | 0.00 | 0.00 | 0.00 | 0.00 |
| 10E040 | 2540 | 2130 | 00 | 000000 | 0.00 | 0.00 | 0.00 | 0.00 | 0.00 | 0.00 |
| 10E050 | 2540 | 2130 | 00 | 000000 | 0.00 | 0.00 | 0.00 | 0.00 | 0.00 | 0.00 |
| 10E020 | 2540 | 2200 | 00 | 000000 | 14,500.00 | 1,181.22 | 7,377.87 | 0.00 | 0.00 | 7,712.74 |
| 10E040 | 2540 | 2200 | 00 | 000000 | 9,150.00 | 395.74 | 4,518.97 | 0.00 | 0.00 | 4,828.90 |
| 10E050 | 2540 | 2200 | 00 | 000000 | 32,500.00 | 2,750.04 | 17,185.14 | 0.00 | 0.00 | 16,689.88 |
| 10E--- | 2540 | 2--- | -- | ----- | 56,150.00 | 4,327.00 | 29,081.98 | 0.00 | 0.00 | 29,231.52 |

96

| Account Level | | | | 2012-13 | December 2012-13 | 2012-13 | 2012-13 | Encumbered | 2012-13 | |
|---------------|------|------|-----------|------------------------------|------------------|------------------|-------------|----------------|------------|-----------------|
| FDTLOC | FUNC | OBJ | SJ | Description | Budget | Monthly Activity | FY Activity | Batch Activity | Amount | Available Funds |
| 10E010 | 2540 | 4650 | 00 000000 | ADMIN Natural Gas | 1,000.00 | 74.68 | 207.68 | 0.00 | 492.32 | 300.00 |
| 10E020 | 2540 | 4650 | 00 000000 | ERES Natural Gas | 15,000.00 | 1,611.17 | 3,568.96 | 0.00 | 9,931.04 | 1,500.00 |
| 10E040 | 2540 | 4650 | 00 000000 | ERMS Natural Gas | 7,000.00 | 795.11 | 2,184.23 | 0.00 | 3,815.77 | 1,000.00 |
| 10E050 | 2540 | 4650 | 00 000000 | ERHS Natural Gas | 42,500.00 | 5,204.58 | 10,677.43 | 0.00 | 28,322.57 | 3,500.00 |
| 10E020 | 2540 | 4660 | 00 000000 | ERES Electric | 150,000.00 | 9,479.55 | 81,950.39 | 0.00 | 65,972.44 | 13,000.00 |
| 10E040 | 2540 | 4660 | 00 000000 | ERMS Electric | 75,000.00 | 4,980.03 | 28,221.20 | 0.00 | 39,211.22 | 7,567.58 |
| 10E050 | 2540 | 4660 | 00 000000 | ERHS Electric | 100,000.00 | 5,802.93 | 39,852.32 | 0.00 | 59,651.18 | 496.50 |
| 10E--- | 2540 | 4--- | -- | ----- | 390,500.00 | 27,948.05 | 166,662.21 | 0.00 | 207,396.54 | 27,364.08 |
| 10E070 | 2550 | 1110 | 00 000000 | Cent 7 trans sal | 1,008.00 | 0.00 | 1,008.00 | 0.00 | 0.00 | 0.00 |
| 10E100 | 2550 | 1110 | 00 100000 | Summer School Trans Sal | 500.00 | 0.00 | 0.00 | 0.00 | 0.00 | 500.00 |
| 10E110 | 2550 | 1110 | 00 110000 | PreK Transport Sal | 41,000.00 | 6,397.89 | 23,961.88 | 0.00 | 0.00 | 19,767.01 |
| 10E210 | 2550 | 1110 | 00 210000 | ROE Pre K Bus/Aide Sal | 0.00 | 0.00 | 0.00 | 0.00 | 0.00 | 0.00 |
| 10E470 | 2550 | 1110 | 00 470000 | 21st Cent Tran Sal | 1,344.00 | 0.00 | 0.00 | 0.00 | 0.00 | 1,344.00 |
| 10E500 | 2550 | 1110 | 00 500000 | Summer School Trans Sal | 2,005.00 | 0.00 | 2,005.05 | 0.00 | 0.00 | -0.05 |
| 10E510 | 2550 | 1110 | 00 510000 | At Risk Trans Sal | 1,487.00 | 0.00 | 1,487.04 | 0.00 | 0.00 | -0.04 |
| 10E--- | 2550 | 1--- | -- | ----- | 47,344.00 | 6,397.89 | 28,461.97 | 0.00 | 0.00 | 21,610.92 |
| 10E110 | 2550 | 2130 | 00 110000 | | 0.00 | 0.00 | 0.00 | 0.00 | 0.00 | 0.00 |
| 10E110 | 2550 | 2200 | 00 110000 | | 0.00 | 6.78 | 10.54 | 0.00 | 0.00 | -6.78 |
| 10E--- | 2550 | 2--- | -- | ----- | 0.00 | 6.78 | 10.54 | 0.00 | 0.00 | -6.78 |
| 10E080 | 2550 | 3230 | 00 000000 | Van Repair / Maintenance | 5,300.00 | 10.00 | 1,145.55 | 0.00 | 4,000.00 | 154.45 |
| 10E070 | 2550 | 3310 | 00 000000 | 21st Cent Field Trip | 1,060.00 | 0.00 | 1,060.29 | 0.00 | 0.00 | -0.29 |
| 10E100 | 2550 | 3310 | 00 100000 | Title I Summer School | 0.00 | 0.00 | 0.00 | 0.00 | 0.00 | 0.00 |
| 10E110 | 2550 | 3310 | 00 110000 | Pre-K Trans Operations | 4,714.00 | 4,714.00 | 4,714.00 | 0.00 | 0.00 | 0.00 |
| 10E210 | 2550 | 3310 | 00 210000 | ROE Pre K Trans Operations | 0.00 | 0.00 | 0.00 | 0.00 | 0.00 | 0.00 |
| 10E470 | 2550 | 3310 | 00 470000 | 21st Cent Trans Serv | 9,935.00 | 1,329.49 | 1,850.23 | 378.39 | 0.00 | 7,706.38 |
| 10E500 | 2550 | 3310 | 00 500000 | Title I Trans Operation Exp. | 4,000.00 | 0.00 | 4,000.00 | 0.00 | 0.00 | 0.00 |
| 10E510 | 2550 | 3310 | 00 510000 | PreK Trans Operation Exp | 3,496.00 | 0.00 | 3,495.74 | 0.00 | 0.00 | 0.26 |
| 10E080 | 2550 | 3400 | 00 000000 | Bus Barn Telephone | 7,000.00 | 1,045.79 | 5,869.45 | 0.00 | 960.24 | 1,216.24 |
| 10E080 | 2550 | 3700 | 00 000000 | Bus Barn Water/Sewer | 500.00 | 0.00 | 0.00 | 0.00 | 0.00 | 500.00 |
| 10E--- | 2550 | 3--- | -- | ----- | 36,005.00 | 7,099.28 | 22,135.26 | 378.39 | 4,960.24 | 9,577.04 |
| 10E080 | 2550 | 4100 | 00 000000 | Van Supplies | 4,000.00 | 66.79 | 2,920.99 | 0.00 | 638.11 | 440.90 |
| 10E080 | 2550 | 4640 | 00 000000 | Bus Barn Van Fuel(Wh/Sil) | 11,000.00 | 0.00 | 132.28 | 0.00 | 0.00 | 10,867.72 |
| 10E080 | 2550 | 4650 | 00 000000 | Bus Barn Natural Gas | 2,500.00 | 250.59 | 554.84 | 0.00 | 1,345.16 | 600.00 |
| 10E080 | 2550 | 4660 | 00 000000 | Bus Barn Electric | 5,000.00 | 187.68 | 1,314.60 | 0.00 | 1,320.18 | 2,365.22 |
| 10E--- | 2550 | 4--- | -- | ----- | 22,500.00 | 505.06 | 4,922.71 | 0.00 | 3,303.45 | 14,273.84 |
| 10E510 | 2551 | 1110 | 00 510000 | At Risk New Bus/Aide Sal | 0.00 | 0.00 | 0.00 | 0.00 | 0.00 | 0.00 |
| 10E--- | 2551 | 1--- | -- | ----- | 0.00 | 0.00 | 0.00 | 0.00 | 0.00 | 0.00 |
| 10E420 | 2560 | 1110 | 00 420000 | Food Service Salary | 334,544.00 | 30,829.26 | 192,945.75 | 0.00 | 0.00 | 156,835.83 |
| 10E420 | 2560 | 1210 | 00 420000 | Food Service Sub Sal | 13,500.00 | 1,194.38 | 6,710.89 | 0.00 | 0.00 | 8,076.86 |
| 10E--- | 2560 | 1--- | -- | ----- | 348,044.00 | 32,023.64 | 199,656.64 | 0.00 | 0.00 | 164,912.69 |

76

| Account Level | | | | 2012-13 | December 2012-13 | 2012-13 | 2012-13 | Encumbered | 2012-13 | |
|---------------|------|------|----|-------------|------------------|------------------|--------------|----------------|------------|-----------------|
| FDTLOC | FUNC | OBJ | SJ | Description | Budget | Monthly Activity | FY Activity | Batch Activity | Amount | Available Funds |
| 10E420 | 2560 | 2110 | 00 | 420000 | 0.00 | 0.00 | 0.00 | 0.00 | 0.00 | 0.00 |
| 10E420 | 2560 | 2130 | 00 | 420000 | 0.00 | 0.00 | 0.00 | 0.00 | 0.00 | 0.00 |
| 10E420 | 2560 | 2200 | 00 | 420000 | 40,000.00 | 3,368.43 | 19,695.07 | 0.00 | 0.00 | 21,968.20 |
| 10E--- | 2560 | 2--- | -- | ----- | 40,000.00 | 3,368.43 | 19,695.07 | 0.00 | 0.00 | 21,968.20 |
| 10E350 | 2560 | 3140 | 00 | 350000 | 1,759.00 | 0.00 | 116.00 | 0.00 | 0.00 | 1,643.00 |
| 10E350 | 2560 | 3190 | 00 | 350000 | 1,500.00 | 35.00 | 1,099.00 | 0.00 | 0.00 | 401.00 |
| 10E350 | 2560 | 3230 | 00 | 350000 | 0.00 | 0.00 | 0.00 | 0.00 | 0.00 | 0.00 |
| 10E350 | 2560 | 3260 | 00 | 350000 | 500.00 | 0.00 | 0.00 | 0.00 | 0.00 | 500.00 |
| 10E350 | 2560 | 3320 | 00 | 350000 | 1,000.00 | 68.27 | 119.89 | 23.31 | 0.00 | 856.80 |
| 10E--- | 2560 | 3--- | -- | ----- | 4,759.00 | 103.27 | 1,334.89 | 23.31 | 0.00 | 3,400.80 |
| 10E110 | 2560 | 4100 | 00 | 110000 | 4,692.00 | 157.26 | 1,404.75 | 0.00 | 1,137.50 | 2,186.87 |
| 10E210 | 2560 | 4100 | 00 | 210000 | 0.00 | 0.00 | 0.00 | 0.00 | 0.00 | 0.00 |
| 10E420 | 2560 | 4100 | 00 | 420000 | 375,000.00 | 42,918.92 | 171,866.30 | 4,613.18 | 170,985.30 | 28,016.06 |
| 10E510 | 2560 | 4100 | 00 | 510000 | 353.00 | 0.00 | 352.69 | 0.00 | 0.00 | 0.31 |
| 10E510 | 2560 | 4110 | 00 | 510000 | 675.00 | 0.00 | 674.76 | 0.00 | 0.00 | 0.24 |
| 10E420 | 2560 | 4640 | 00 | 420000 | 750.00 | 0.00 | 0.00 | 0.00 | 0.00 | 750.00 |
| 10E420 | 2560 | 4700 | 00 | 420000 | 1,500.00 | 0.00 | 660.00 | 0.00 | 0.00 | 840.00 |
| 10E--- | 2560 | 4--- | -- | ----- | 382,970.00 | 43,076.18 | 174,958.50 | 4,613.18 | 172,122.80 | 31,793.48 |
| 10E430 | 2560 | 5500 | 00 | 430000 | 7,500.00 | 0.00 | 0.00 | 0.00 | 7,477.47 | 22.53 |
| 10E--- | 2560 | 5--- | -- | ----- | 7,500.00 | 0.00 | 0.00 | 0.00 | 7,477.47 | 22.53 |
| 10E--- | 25-- | ---- | -- | ----- | 1,915,572.00 | 178,215.97 | 1,031,235.28 | 5,051.23 | 396,336.31 | 545,985.17 |
| 10E010 | 2620 | 1100 | 00 | 000000 | 84,000.00 | 8,789.60 | 39,553.20 | 0.00 | 0.00 | 48,841.60 |
| 10E070 | 2620 | 1100 | 00 | 000000 | 0.00 | 0.00 | 0.00 | 0.00 | 0.00 | 0.00 |
| 10E470 | 2620 | 1100 | 00 | 470000 | 3,520.00 | 313.50 | 792.00 | 0.00 | 0.00 | 2,810.50 |
| 10E010 | 2620 | 1110 | 00 | 000000 | 10,000.00 | 0.00 | 0.00 | 0.00 | 0.00 | 10,000.00 |
| 10E--- | 2620 | 1--- | -- | ----- | 97,520.00 | 9,103.10 | 40,345.20 | 0.00 | 0.00 | 61,652.10 |
| 10E010 | 2620 | 2110 | 00 | 000000 | 10,000.00 | 1,380.22 | 6,184.48 | 0.00 | 0.00 | 4,505.63 |
| 10E070 | 2620 | 2110 | 00 | 000000 | 0.00 | 0.00 | 0.00 | 0.00 | 0.00 | 0.00 |
| 10E470 | 2620 | 2110 | 00 | 470000 | 1,363.00 | 133.98 | 338.48 | 0.00 | 0.00 | 1,059.78 |
| 10E010 | 2620 | 2200 | 00 | 000000 | 9,240.00 | 774.56 | 3,430.96 | 0.00 | 0.00 | 6,196.32 |
| 10E--- | 2620 | 2--- | -- | ----- | 20,603.00 | 2,288.76 | 9,953.92 | 0.00 | 0.00 | 11,761.73 |
| 10E010 | 2620 | 3190 | 00 | 000000 | 24,000.00 | 5,505.00 | 5,505.00 | 0.00 | 0.00 | 18,495.00 |
| 10E070 | 2620 | 3190 | 00 | 000000 | 0.00 | 0.00 | 0.00 | 0.00 | 0.00 | 0.00 |
| 10E470 | 2620 | 3190 | 00 | 470000 | 500.00 | 0.00 | 0.00 | 0.00 | 0.00 | 500.00 |
| 10E070 | 2620 | 3320 | 00 | 000000 | 0.00 | 0.00 | 0.00 | 0.00 | 0.00 | 0.00 |
| 10E470 | 2620 | 3320 | 00 | 470000 | 0.00 | 0.00 | 0.00 | 0.00 | 0.00 | 0.00 |
| 10E--- | 2620 | 3--- | -- | ----- | 24,500.00 | 5,505.00 | 5,505.00 | 0.00 | 0.00 | 18,995.00 |
| 10E010 | 2620 | 4100 | 00 | 000000 | 1,000.00 | 0.00 | 876.55 | 0.00 | 0.00 | 123.45 |
| 10E070 | 2620 | 4100 | 00 | 000000 | 0.00 | 0.00 | 0.00 | 0.00 | 0.00 | 0.00 |
| 10E470 | 2620 | 4100 | 00 | 470000 | 0.00 | 0.00 | 0.00 | 0.00 | 0.00 | 0.00 |

86

| | | | | Account Level | 2012-13 | December 2012-13 | 2012-13 | 2012-13 | Encumbered | 2012-13 |
|--------|------|------|----|---------------------------------------|------------|------------------|-------------|----------------|------------|-----------------|
| FDTLOC | FUNC | OBJ | SJ | Description | Budget | Monthly Activity | FY Activity | Batch Activity | Amount | Available Funds |
| 10E--- | 2620 | 4--- | -- | ----- | 1,000.00 | 0.00 | 876.55 | 0.00 | 0.00 | 123.45 |
| 10E010 | 2620 | 5500 | 00 | 000000 RTI Instr Equip | 655.00 | 0.00 | 0.00 | 0.00 | 0.00 | 655.00 |
| 10E--- | 2620 | 5--- | -- | ----- | 655.00 | 0.00 | 0.00 | 0.00 | 0.00 | 655.00 |
| 10E010 | 2630 | 3400 | 00 | 000000 District Alert Now System | 5,574.00 | 0.00 | 5,573.30 | 0.00 | 0.00 | 0.70 |
| 10E--- | 2630 | 3--- | -- | ----- | 5,574.00 | 0.00 | 5,573.30 | 0.00 | 0.00 | 0.70 |
| 10E010 | 2660 | 1100 | 00 | 000000 District Comp Tech Salary | 61,000.00 | 5,065.04 | 32,798.62 | 0.00 | 0.00 | 30,733.90 |
| 10E010 | 2660 | 1110 | 00 | 000000 District Comp Tech Salary | 110,000.00 | 6,591.65 | 43,777.72 | 0.00 | 0.00 | 69,164.08 |
| 10E--- | 2660 | 1--- | -- | ----- | 171,000.00 | 11,656.69 | 76,576.34 | 0.00 | 0.00 | 99,897.98 |
| 10E010 | 2660 | 2110 | 00 | 000000 District Comp Tech TRS | 7,500.00 | 795.36 | 3,588.87 | 0.00 | 0.00 | 4,308.81 |
| 10E010 | 2660 | 2130 | 00 | 000000 | 0.00 | 0.00 | 0.00 | 0.00 | 0.00 | 0.00 |
| 10E010 | 2660 | 2200 | 00 | 000000 Dist Computer Tech Ins | 14,000.00 | 1,176.68 | 7,358.38 | 0.00 | 0.00 | 7,229.96 |
| 10E--- | 2660 | 2--- | -- | ----- | 21,500.00 | 1,972.04 | 10,947.25 | 0.00 | 0.00 | 11,538.77 |
| 10E010 | 2660 | 3190 | 00 | 000000 District Comp Tech Pur Serv | 50,000.00 | 45.00 | 19,315.75 | 0.00 | 0.00 | 30,684.25 |
| 10E010 | 2660 | 3230 | 00 | 000000 District Comp Tech Rep/Maint | 500.00 | 0.00 | 0.00 | 0.00 | 0.00 | 500.00 |
| 10E010 | 2660 | 3320 | 00 | 000000 Dist Computer Tech Mileage | 500.00 | 0.00 | 61.72 | 0.00 | 0.00 | 438.28 |
| 10E--- | 2660 | 3--- | -- | ----- | 51,000.00 | 45.00 | 19,377.47 | 0.00 | 0.00 | 31,622.53 |
| 10E010 | 2660 | 4100 | 00 | 000000 District Comp Tech Supplies | 20,000.00 | 80.00 | 831.76 | 0.00 | 39.00 | 19,129.24 |
| 10E010 | 2660 | 4700 | 00 | 000000 District Comp Tech Software | 15,000.00 | 3,917.00 | 3,917.00 | 0.00 | 239.25 | 10,843.75 |
| 10E--- | 2660 | 4--- | -- | ----- | 35,000.00 | 3,997.00 | 4,748.76 | 0.00 | 278.25 | 29,972.99 |
| 10E010 | 2660 | 5500 | 00 | 000000 District Comp Tech Equipment | 38,801.00 | 0.00 | 31,261.28 | 0.00 | 0.00 | 7,539.72 |
| 10E--- | 2660 | 5--- | -- | ----- | 38,801.00 | 0.00 | 31,261.28 | 0.00 | 0.00 | 7,539.72 |
| 10E--- | 26-- | ---- | -- | ----- | 467,153.00 | 34,567.59 | 205,165.07 | 0.00 | 278.25 | 273,759.97 |
| 10E070 | 2900 | 1100 | 00 | 000000 21st Cent Fac Sal | 0.00 | 0.00 | 0.00 | 0.00 | 0.00 | 0.00 |
| 10E470 | 2900 | 1100 | 00 | 470000 21st Cent Sal | 8,448.00 | 880.00 | 4,378.30 | 0.00 | 0.00 | 4,355.70 |
| 10E--- | 2900 | 1--- | -- | ----- | 8,448.00 | 880.00 | 4,378.30 | 0.00 | 0.00 | 4,355.70 |
| 10E070 | 2900 | 2110 | 00 | 000000 21st Cent Fac TRS | 0.00 | 0.00 | 0.00 | 0.00 | 0.00 | 0.00 |
| 10E470 | 2900 | 2110 | 00 | 470000 21st Cent TRS | 3,270.00 | 376.10 | 1,685.36 | 0.00 | 0.00 | 1,706.87 |
| 10E--- | 2900 | 2--- | -- | ----- | 3,270.00 | 376.10 | 1,685.36 | 0.00 | 0.00 | 1,706.87 |
| 10E070 | 2900 | 4100 | 00 | 000000 21st Cent Supp | 0.00 | 0.00 | 0.00 | 0.00 | 0.00 | 0.00 |
| 10E--- | 2900 | 4--- | -- | ----- | 0.00 | 0.00 | 0.00 | 0.00 | 0.00 | 0.00 |
| 10E--- | 29-- | ---- | -- | ----- | 11,718.00 | 1,256.10 | 6,063.66 | 0.00 | 0.00 | 6,062.57 |
| 10E070 | 3000 | 1100 | 00 | 000000 21st Century Comm Serv Sal | 0.00 | 0.00 | 0.00 | 0.00 | 0.00 | 0.00 |
| 10E100 | 3000 | 1100 | 00 | 100000 Title I Prnt Invl Sal | 16,436.00 | 1,676.60 | 7,429.20 | 0.00 | 0.00 | 9,828.60 |
| 10E110 | 3000 | 1100 | 00 | 110000 PreK 0-3 Teach Sal | 65,500.00 | 6,719.60 | 27,840.25 | 0.00 | 0.00 | 41,019.55 |
| 10E150 | 3000 | 1100 | 00 | 150000 SESE Flow Thru St Joe Spch Sal | 1,633.00 | 0.00 | 0.00 | 0.00 | 0.00 | 1,633.00 |
| 10E470 | 3000 | 1100 | 00 | 470000 21st Cent Comm Ser Sal | 2,376.00 | 1,050.37 | 2,233.89 | 0.00 | 0.00 | 384.11 |
| 10E500 | 3000 | 1100 | 00 | 500000 Title I Prnt Invl Sal Pr | 3,790.00 | 0.00 | 3,789.68 | 0.00 | 0.00 | 0.32 |
| 10E510 | 3000 | 1100 | 00 | 510000 PreK 0-3 Teach Sal Prior | 13,915.00 | 0.00 | 13,914.57 | 0.00 | 0.00 | 0.43 |
| 10E100 | 3000 | 1110 | 00 | 100000 Title I N/C | 500.00 | 35.86 | 296.66 | 0.00 | 0.00 | 239.32 |
| 10E500 | 3000 | 1110 | 00 | 500000 Title I N/C sal | 0.00 | 0.00 | 0.00 | 0.00 | 0.00 | 0.00 |

66

001

| Account Level | | | | 2012-13 | December 2012-13 | 2012-13 | 2012-13 | Encumbered | 2012-13 | |
|---------------|------|------|----|-------------|------------------|------------------|-------------|----------------|----------|-----------------|
| FDTLOC | FUNC | OBJ | SJ | Description | Budget | Monthly Activity | FY Activity | Batch Activity | Amount | Available Funds |
| 10E110 | 3000 | 1200 | 00 | 110000 | 0.00 | 0.00 | 0.00 | 0.00 | 0.00 | 0.00 |
| 10E100 | 3000 | 1300 | 00 | 100000 | 8,360.00 | 698.50 | 2,815.88 | 0.00 | 0.00 | 5,742.12 |
| 10E500 | 3000 | 1300 | 00 | 500000 | 0.00 | 0.00 | 0.00 | 0.00 | 0.00 | 0.00 |
| 10E--- | 3000 | 1--- | -- | ----- | 112,510.00 | 10,180.93 | 58,320.13 | 0.00 | 0.00 | 58,847.45 |
| 10E070 | 3000 | 2110 | 00 | 000000 | 0.00 | 0.00 | 0.00 | 0.00 | 0.00 | 0.00 |
| 10E100 | 3000 | 2110 | 00 | 100000 | 8,428.00 | 936.60 | 4,208.93 | 0.00 | 0.00 | 4,687.37 |
| 10E110 | 3000 | 2110 | 00 | 110000 | 5,587.00 | 665.46 | 2,614.85 | 0.00 | 0.00 | 3,304.88 |
| 10E150 | 3000 | 2110 | 00 | 150000 | 700.00 | 0.00 | 0.00 | 0.00 | 0.00 | 700.00 |
| 10E470 | 3000 | 2110 | 00 | 470000 | 919.00 | 411.36 | 853.26 | 0.00 | 0.00 | 169.16 |
| 10E500 | 3000 | 2110 | 00 | 500000 | 0.00 | 0.00 | 0.00 | 0.00 | 0.00 | 0.00 |
| 10E510 | 3000 | 2110 | 00 | 510000 | 0.00 | 0.00 | 0.00 | 0.00 | 0.00 | 0.00 |
| 10E100 | 3000 | 2130 | 00 | 100000 | 0.00 | 0.00 | 0.00 | 0.00 | 0.00 | 0.00 |
| 10E100 | 3000 | 2200 | 00 | 100000 | 2,310.00 | 193.64 | 760.92 | 0.00 | 0.00 | 1,645.90 |
| 10E110 | 3000 | 2200 | 00 | 110000 | 9,390.00 | 872.34 | 3,626.52 | 0.00 | 0.00 | 6,199.65 |
| 10E500 | 3000 | 2200 | 00 | 500000 | 360.00 | 0.00 | 360.00 | 0.00 | 0.00 | 0.00 |
| 10E510 | 3000 | 2200 | 00 | 510000 | 724.00 | 0.00 | 722.40 | 0.00 | 0.00 | 1.60 |
| 10E--- | 3000 | 2--- | -- | ----- | 28,418.00 | 3,079.40 | 13,146.88 | 0.00 | 0.00 | 16,708.56 |
| 10E100 | 3000 | 3140 | 00 | 100000 | 1,709.00 | 0.00 | 1,089.89 | 300.00 | 0.00 | 319.11 |
| 10E330 | 3000 | 3140 | 00 | 330000 | 750.00 | 0.00 | 674.00 | 0.00 | 0.00 | 76.00 |
| 10E500 | 3000 | 3140 | 00 | 500000 | 0.00 | 0.00 | 0.00 | 0.00 | 0.00 | 0.00 |
| 10E010 | 3000 | 3190 | 00 | 000000 | 3,500.00 | 0.00 | 0.00 | 0.00 | 0.00 | 3,500.00 |
| 10E070 | 3000 | 3190 | 00 | 000000 | 0.00 | 0.00 | 0.00 | 0.00 | 0.00 | 0.00 |
| 10E100 | 3000 | 3190 | 00 | 100000 | 1,412.00 | 60.00 | 377.50 | 0.00 | 0.00 | 1,034.50 |
| 10E110 | 3000 | 3190 | 00 | 110000 | 3,000.00 | 30.00 | 295.00 | 0.00 | 0.00 | 2,705.00 |
| 10E130 | 3000 | 3190 | 00 | 130000 | 0.00 | 0.00 | 0.00 | 0.00 | 0.00 | 0.00 |
| 10E170 | 3000 | 3190 | 00 | 170000 | 0.00 | 0.00 | 0.00 | 0.00 | 0.00 | 0.00 |
| 10E470 | 3000 | 3190 | 00 | 470000 | 800.00 | 75.00 | 731.76 | 135.00 | 0.00 | -66.76 |
| 10E500 | 3000 | 3190 | 00 | 500000 | 0.00 | 0.00 | 0.00 | 0.00 | 0.00 | 0.00 |
| 10E510 | 3000 | 3190 | 00 | 510000 | 302.00 | 0.00 | 302.14 | 0.00 | 0.00 | -0.14 |
| 10E530 | 3000 | 3190 | 00 | 530000 | 0.00 | 0.00 | 0.00 | 0.00 | 0.00 | 0.00 |
| 10E690 | 3000 | 3190 | 00 | 690000 | 0.00 | 0.00 | 0.00 | 0.00 | 0.00 | 0.00 |
| 10E730 | 3000 | 3190 | 00 | 730000 | 0.00 | 0.00 | 0.00 | 0.00 | 0.00 | 0.00 |
| 10E100 | 3000 | 3250 | 00 | 100000 | 500.00 | 0.00 | 0.00 | 0.00 | 0.00 | 500.00 |
| 10E010 | 3000 | 3320 | 00 | 000000 | 16,000.00 | 0.00 | 0.00 | 0.00 | 0.00 | 16,000.00 |
| 10E100 | 3000 | 3320 | 00 | 100000 | 899.00 | 132.81 | 159.41 | 0.00 | 0.00 | 739.59 |
| 10E110 | 3000 | 3320 | 00 | 110000 | 5,045.00 | 787.78 | 1,998.69 | 89.36 | 1,503.82 | 1,453.13 |
| 10E330 | 3000 | 3320 | 00 | 330000 | 614.00 | 124.32 | 606.62 | 0.00 | 0.00 | 7.38 |
| 10E500 | 3000 | 3320 | 00 | 500000 | 500.00 | 0.00 | 0.00 | 0.00 | 0.00 | 500.00 |
| 10E500 | 3000 | 3320 | 01 | 500000 | 0.00 | 0.00 | 0.00 | 0.00 | 0.00 | 0.00 |
| 10E510 | 3000 | 3320 | 00 | 510000 | 275.00 | 0.00 | 274.85 | 0.00 | 0.00 | 0.15 |

| Account Level | | | | 2012-13 | December 2012-13 | 2012-13 | 2012-13 | Encumbered | 2012-13 | |
|---------------|------|------|----|--------------------------------------|------------------|------------------|-------------|----------------|----------|-----------------|
| FDTLOC | FUNC | OBJ | SJ | Description | Budget | Monthly Activity | FY Activity | Batch Activity | Amount | Available Funds |
| 10E530 | 3000 | 3320 | 00 | 530000 Title II Trav | 0.00 | 0.00 | 0.00 | 0.00 | 0.00 | 0.00 |
| 10E--- | 3000 | 3--- | -- | ----- | 35,306.00 | 1,209.91 | 6,509.86 | 524.36 | 1,503.82 | 26,767.96 |
| 10E010 | 3000 | 4100 | 00 | 000000 Dist Comm Serv Supp | 1,500.00 | 0.00 | 0.00 | 0.00 | 0.00 | 1,500.00 |
| 10E070 | 3000 | 4100 | 00 | 000000 21st Cent Comm Serv Supplies | 0.00 | 0.00 | 0.00 | 0.00 | 0.00 | 0.00 |
| 10E100 | 3000 | 4100 | 00 | 100000 Title I Prnt Invl Supp | 1,000.00 | 20.57 | 800.71 | 0.00 | 179.43 | 19.86 |
| 10E110 | 3000 | 4100 | 00 | 110000 PreK 0-3 Supplies | 9,508.00 | 1,315.93 | 2,998.68 | 0.00 | 3,458.31 | 3,837.72 |
| 10E130 | 3000 | 4100 | 00 | 130000 Walmart TAPP supp | 0.00 | 0.00 | 0.00 | 0.00 | 0.00 | 0.00 |
| 10E170 | 3000 | 4100 | 00 | 170000 Title IV St Joe Supp | 0.00 | 0.00 | 0.00 | 0.00 | 0.00 | 0.00 |
| 10E180 | 3000 | 4100 | 00 | 180000 RTTT Community Mtg Supp | 1,000.00 | 0.00 | 0.00 | 0.00 | 0.00 | 1,000.00 |
| 10E330 | 3000 | 4100 | 00 | 330000 Title II St Joe Supplies | 0.00 | 0.00 | 0.00 | 0.00 | 0.00 | 0.00 |
| 10E470 | 3000 | 4100 | 00 | 470000 21st Cent Sup | 800.00 | 0.00 | 255.61 | 0.00 | 150.00 | 501.25 |
| 10E500 | 3000 | 4100 | 00 | 500000 Title I Parent Coord Supplies | 209.00 | 0.00 | 0.00 | 0.00 | 0.00 | 209.00 |
| 10E510 | 3000 | 4100 | 00 | 510000 At Risk 0-3 Supp | 4,300.00 | 0.00 | 905.32 | 0.00 | 0.00 | 3,394.68 |
| 10E690 | 3000 | 4100 | 00 | 690000 TAPS Supplies | 0.00 | 0.00 | 0.00 | 0.00 | 0.00 | 0.00 |
| 10E730 | 3000 | 4100 | 00 | 730000 JFF Tapps Supp | 0.00 | 0.00 | 0.00 | 0.00 | 0.00 | 0.00 |
| 10E100 | 3000 | 4110 | 00 | 100000 Title I St Joe Supp | 3,271.00 | 34.90 | 34.90 | 0.00 | 80.50 | 3,155.60 |
| 10E500 | 3000 | 4110 | 00 | 500000 Title I St Joe Supp | 0.00 | 0.00 | 0.00 | 0.00 | 0.00 | 0.00 |
| 10E--- | 3000 | 4--- | -- | ----- | 21,588.00 | 1,371.40 | 4,995.22 | 0.00 | 3,868.24 | 13,618.11 |
| 10E110 | 3001 | 1100 | 00 | 110000 PreK 3-5 Teach Sal | 11,397.00 | 940.20 | 6,628.85 | 0.00 | 0.00 | 5,238.25 |
| 10E510 | 3001 | 1100 | 00 | 510000 PreK 3-5 Teach Sal Prior | 3,706.00 | 0.00 | 3,705.68 | 0.00 | 0.00 | 0.32 |
| 10E--- | 3001 | 1--- | -- | ----- | 15,103.00 | 940.20 | 10,334.53 | 0.00 | 0.00 | 5,238.57 |
| 10E110 | 3001 | 2110 | 00 | 110000 PreK 3-5 Teach TRS | 1,611.00 | 147.62 | 1,039.04 | 0.00 | 0.00 | 645.77 |
| 10E510 | 3001 | 2110 | 00 | 510000 Pre-K 3-5 TRS | 0.00 | 0.00 | 0.00 | 0.00 | 0.00 | 0.00 |
| 10E110 | 3001 | 2200 | 00 | 110000 PreK 3-5 Teach Ins Ben | 1,386.00 | 95.86 | 662.18 | 0.00 | 0.00 | 771.75 |
| 10E510 | 3001 | 2200 | 00 | 510000 PreK 3-5 Ins Ben Prior | 360.00 | 0.00 | 360.00 | 0.00 | 0.00 | 0.00 |
| 10E--- | 3001 | 2--- | -- | ----- | 3,357.00 | 243.48 | 2,061.22 | 0.00 | 0.00 | 1,417.52 |
| 10E110 | 3002 | 1100 | 00 | 110000 PreK Comm Serv Sal | 16,436.00 | 1,643.60 | 7,396.20 | 0.00 | 0.00 | 9,861.60 |
| 10E510 | 3002 | 1100 | 00 | 510000 PreK Com Serv Sal Prior | 3,108.00 | 0.00 | 3,107.68 | 0.00 | 0.00 | 0.32 |
| 10E110 | 3002 | 1110 | 00 | 110000 PreK Block Com Serv Sec | 0.00 | 0.00 | 0.00 | 0.00 | 0.00 | 0.00 |
| 10E510 | 3002 | 1110 | 00 | 510000 PreK Block Com Prior | 0.00 | 0.00 | 0.00 | 0.00 | 0.00 | 0.00 |
| 10E--- | 3002 | 1--- | -- | ----- | 19,544.00 | 1,643.60 | 10,503.88 | 0.00 | 0.00 | 9,861.92 |
| 10E110 | 3002 | 2110 | 00 | 110000 PreK Comm Serv TRS | 2,323.00 | 258.06 | 1,159.73 | 0.00 | 0.00 | 1,292.30 |
| 10E510 | 3002 | 2110 | 00 | 510000 Pre-K Comm Serv TRS | 0.00 | 0.00 | 0.00 | 0.00 | 0.00 | 0.00 |
| 10E110 | 3002 | 2200 | 00 | 110000 PreK Comm Serv Ins Ben | 2,310.00 | 193.64 | 657.28 | 0.00 | 0.00 | 1,749.54 |
| 10E510 | 3002 | 2200 | 00 | 510000 PreK Block Com Prior | 360.00 | 0.00 | 360.00 | 0.00 | 0.00 | 0.00 |
| 10E--- | 3002 | 2--- | -- | ----- | 4,993.00 | 451.70 | 2,177.01 | 0.00 | 0.00 | 3,041.84 |
| 10E110 | 3002 | 3190 | 00 | 110000 PreK Comm Serv Pur Serv | 300.00 | 0.00 | 60.00 | 0.00 | 0.00 | 240.00 |
| 10E110 | 3002 | 3250 | 00 | 110000 PreK Comm Serv Rental | 600.00 | 0.00 | 375.00 | 0.00 | 0.00 | 225.00 |
| 10E510 | 3002 | 3250 | 00 | 510000 At Risk Rental | 0.00 | 0.00 | 0.00 | 0.00 | 0.00 | 0.00 |
| 10E110 | 3002 | 3320 | 00 | 110000 PreK Comm Serv Travel | 0.00 | 0.00 | 0.00 | 0.00 | 0.00 | 0.00 |

101

| Account Level | | | | 2012-13 | December 2012-13 | 2012-13 | 2012-13 | Encumbered | 2012-13 | |
|---------------|------|------|----|---------------------------------------|------------------|------------------|--------------|----------------|------------|-----------------|
| FDTLOC | FUNC | OBJ | SJ | Description | Budget | Monthly Activity | FY Activity | Batch Activity | Amount | Available Funds |
| 10E510 | 3002 | 3320 | 00 | 510000 At Risk Travel | 0.00 | 0.00 | 0.00 | 0.00 | 0.00 | 0.00 |
| 10E--- | 3002 | 3--- | -- | ----- | 900.00 | 0.00 | 435.00 | 0.00 | 0.00 | 465.00 |
| 10E110 | 3002 | 4100 | 00 | 110000 PreK Comm Serv Supplies | 600.00 | 22.49 | 61.49 | 0.00 | 22.49 | 516.02 |
| 10E510 | 3002 | 4100 | 00 | 510000 PreKdgm. Comm Serv Supp | 0.00 | 0.00 | 0.00 | 0.00 | 0.00 | 0.00 |
| 10E--- | 3002 | 4--- | -- | ----- | 600.00 | 22.49 | 61.49 | 0.00 | 22.49 | 516.02 |
| 10E--- | 30-- | ---- | -- | ----- | 242,319.00 | 19,143.11 | 108,545.22 | 524.36 | 5,394.55 | 136,482.95 |
| 10E260 | 4120 | 6700 | 00 | 260000 Special Ed Tuition to oth LEAs | 1,500.00 | 0.00 | 150.00 | 0.00 | 0.00 | 1,350.00 |
| 10E--- | 4120 | 6--- | -- | ----- | 1,500.00 | 0.00 | 150.00 | 0.00 | 0.00 | 1,350.00 |
| 10E260 | 4120 | 8120 | 00 | 260000 Spec Ed Tuition Other Public | 0.00 | 0.00 | 0.00 | 0.00 | 0.00 | 0.00 |
| 10E--- | 4120 | 8--- | -- | ----- | 0.00 | 0.00 | 0.00 | 0.00 | 0.00 | 0.00 |
| 10E--- | 41-- | ---- | -- | ----- | 1,500.00 | 0.00 | 150.00 | 0.00 | 0.00 | 1,350.00 |
| 10E010 | 4210 | 6740 | 00 | 000000 Reg Ed Public CARBONDALE Tuiti | 3,000.00 | 0.00 | 0.00 | 0.00 | 0.00 | 3,000.00 |
| 10E--- | 4210 | 6--- | -- | ----- | 3,000.00 | 0.00 | 0.00 | 0.00 | 0.00 | 3,000.00 |
| 10E010 | 4220 | 6700 | 00 | 000000 Sp Ed Public SESE Tutition | 314,650.00 | 0.00 | 235,987.50 | 78,662.50 | 0.00 | 0.00 |
| 10E010 | 4220 | 6710 | 00 | 000000 SP ED CARBONDALE TUITION | 5,000.00 | 0.00 | 3,564.00 | 0.00 | 0.00 | 1,436.00 |
| 10E--- | 4220 | 6--- | -- | ----- | 319,650.00 | 0.00 | 239,551.50 | 78,662.50 | 0.00 | 1,436.00 |
| 10E--- | 42-- | ---- | -- | ----- | 322,650.00 | 0.00 | 239,551.50 | 78,662.50 | 0.00 | 4,436.00 |
| 1-E--- | ---- | ---- | -- | ----- | 15,538,779.00 | 1,408,970.62 | 8,145,626.31 | 96,335.01 | 536,741.28 | 7,310,157.93 |
| 20E010 | 2530 | 3140 | 00 | 000000 Honeywell Perf Contract | 0.00 | 0.00 | 0.00 | 0.00 | 0.00 | 0.00 |
| 20E010 | 2530 | 3190 | 00 | 000000 Dist Construct Pur Serv | 1,000.00 | 0.00 | 0.00 | 0.00 | 0.00 | 1,000.00 |
| 20E--- | 2530 | 3--- | -- | ----- | 1,000.00 | 0.00 | 0.00 | 0.00 | 0.00 | 1,000.00 |
| 20E010 | 2540 | 3190 | 00 | 000000 Dist Maint-Pur Serv/Physical | 4,500.00 | 0.00 | 169.00 | 0.00 | 3,100.00 | 1,231.00 |
| 20E020 | 2540 | 3190 | 00 | 000000 ERES Maint Agreement | 16,000.00 | 0.00 | 6,098.00 | 0.00 | 8,402.00 | 1,500.00 |
| 20E040 | 2540 | 3190 | 00 | 000000 ERMS Maint agreement | 2,500.00 | 0.00 | 610.00 | 0.00 | 2,090.00 | -200.00 |
| 20E010 | 2540 | 3210 | 00 | 000000 Dist Terminx | 1,000.00 | 0.00 | 654.00 | 0.00 | 46.00 | 300.00 |
| 20E020 | 2540 | 3210 | 00 | 000000 ERES Termnx/Trash Serv | 6,000.00 | 387.82 | 2,714.73 | 0.00 | 3,573.09 | 100.00 |
| 20E040 | 2540 | 3210 | 00 | 000000 ERMS Termnxs/Trash Serv | 4,500.00 | 258.29 | 3,437.62 | 0.00 | 2,050.27 | -729.60 |
| 20E050 | 2540 | 3210 | 00 | 000000 ERHS Termnx/Trash Serv | 9,500.00 | 1,560.52 | 6,639.18 | 0.00 | 4,371.06 | -832.92 |
| 20E010 | 2540 | 3230 | 00 | 000000 Dist Maint Rep/Maint | 5,000.00 | 12.00 | 10,841.35 | -37.83 | 1,010.00 | -6,813.52 |
| 20E020 | 2540 | 3230 | 00 | 000000 ERES Repair/Maint | 7,500.00 | 0.00 | 4,077.50 | 0.00 | 337.50 | 3,085.00 |
| 20E040 | 2540 | 3230 | 00 | 000000 ERMS Cust Rep/Maint | 2,500.00 | 0.00 | 1,400.75 | 0.00 | 581.25 | 518.00 |
| 20E050 | 2540 | 3230 | 00 | 000000 ERHS Cust Rep/Maint | 20,000.00 | 0.00 | 2,400.96 | 0.00 | 1,419.03 | 16,180.01 |
| 20E010 | 2540 | 3250 | 00 | 000000 Dist Maint Rental | 0.00 | 0.00 | 0.00 | 0.00 | 0.00 | 0.00 |
| 20E010 | 2540 | 3260 | 00 | 000000 DIST-WIDE UPS/POSTAGE | 500.00 | 60.51 | 87.57 | 12.54 | 0.00 | 399.89 |
| 20E010 | 2540 | 3320 | 00 | 000000 Dist Maint Travel | 100.00 | 0.00 | 0.00 | 0.00 | 0.00 | 100.00 |
| 20E020 | 2540 | 3700 | 00 | 000000 ERES Water/Sewer | 6,500.00 | 562.91 | 2,489.49 | 0.00 | 4,080.18 | 600.00 |
| 20E040 | 2540 | 3700 | 00 | 000000 ERMS Water/Sewer | 4,500.00 | 355.67 | 2,740.89 | 0.00 | 1,677.58 | 500.00 |
| 20E050 | 2540 | 3700 | 00 | 000000 ERHS Water/Sewer | 16,000.00 | 980.41 | 9,547.35 | 0.00 | 5,737.43 | 2,000.00 |
| 20E--- | 2540 | 3--- | -- | ----- | 106,600.00 | 4,178.13 | 53,908.39 | -25.29 | 38,475.39 | 17,937.86 |
| 20E010 | 2540 | 4100 | 00 | 000000 Dist Maint Supplies | 116,000.00 | 7,350.87 | 49,425.66 | 109.13 | 54,820.12 | 11,769.53 |

102

301

| Account Level | | | | 2012-13 | December 2012-13 | 2012-13 | 2012-13 | Encumbered | 2012-13 | |
|---------------|------|------|-----------|--------------------------------|------------------|------------------|-------------|----------------|-----------|-----------------|
| FDTLOC | FUNC | OBJ | SJ | Description | Budget | Monthly Activity | FY Activity | Batch Activity | Amount | Available Funds |
| 20E020 | 2540 | 4100 | 00 000000 | ERES Cust Supp | 0.00 | 0.00 | 0.00 | 0.00 | 0.00 | 0.00 |
| 20E050 | 2540 | 4110 | 00 000000 | ERHS Athletic Fld Supp | 6,000.00 | 0.00 | 1,644.16 | 0.00 | 339.97 | 4,015.87 |
| 20E010 | 2540 | 4640 | 00 000000 | Dist Maint Fuel | 5,000.00 | 0.00 | 0.00 | 0.00 | 0.00 | 5,000.00 |
| 20E--- | 2540 | 4--- | -- | | 127,000.00 | 7,350.87 | 51,069.82 | 109.13 | 55,160.09 | 20,785.40 |
| 20E010 | 2540 | 5500 | 00 000000 | Dist Maint Equip | 5,000.00 | 5,023.11 | 6,283.82 | 0.00 | 1,239.29 | -2,523.11 |
| 20E020 | 2540 | 5500 | 00 000000 | ERES Cust Equipment | 5,000.00 | 0.00 | 0.00 | 0.00 | 0.00 | 5,000.00 |
| 20E040 | 2540 | 5500 | 00 000000 | ERMS Cust Equip | 1,000.00 | 0.00 | 0.00 | 0.00 | 0.00 | 1,000.00 |
| 20E050 | 2540 | 5500 | 00 000000 | ERHS Classrm Equip | 11,000.00 | 0.00 | 0.00 | 0.00 | 0.00 | 11,000.00 |
| 20E--- | 2540 | 5--- | -- | | 22,000.00 | 5,023.11 | 6,283.82 | 0.00 | 1,239.29 | 14,476.89 |
| 20E010 | 2541 | 1110 | 00 000000 | District Maint Sal | 67,000.00 | 5,602.40 | 36,353.06 | 0.00 | 0.00 | 33,448.14 |
| 20E--- | 2541 | 1--- | -- | | 67,000.00 | 5,602.40 | 36,353.06 | 0.00 | 0.00 | 33,448.14 |
| 20E010 | 2541 | 2130 | 00 000000 | | 0.00 | 0.00 | 0.00 | 0.00 | 0.00 | 0.00 |
| 20E010 | 2541 | 2200 | 00 000000 | District Maint Ins Ben | 4,560.00 | 393.34 | 2,456.69 | 0.00 | 0.00 | 2,299.98 |
| 20E--- | 2541 | 2--- | -- | | 4,560.00 | 393.34 | 2,456.69 | 0.00 | 0.00 | 2,299.98 |
| 20E010 | 2541 | 3190 | 00 000000 | District Maint Pur Ser | 1,000.00 | 0.00 | 50.00 | 0.00 | 0.00 | 950.00 |
| 20E--- | 2541 | 3--- | -- | | 1,000.00 | 0.00 | 50.00 | 0.00 | 0.00 | 950.00 |
| 20E010 | 2541 | 4650 | 00 000000 | Dist Warehouse Nat Gas | 1,500.00 | 114.25 | 274.28 | 0.00 | 225.72 | 1,000.00 |
| 20E--- | 2541 | 4--- | -- | | 1,500.00 | 114.25 | 274.28 | 0.00 | 225.72 | 1,000.00 |
| 20E010 | 2542 | 1110 | 00 000000 | Dist Summer Maint Sal | 40,000.00 | 0.00 | 28,056.55 | 0.00 | 0.00 | 11,943.45 |
| 20E--- | 2542 | 1--- | -- | | 40,000.00 | 0.00 | 28,056.55 | 0.00 | 0.00 | 11,943.45 |
| 20E010 | 2542 | 2200 | 00 000000 | | 0.00 | 0.00 | 0.00 | 0.00 | 0.00 | 0.00 |
| 20E--- | 2542 | 2--- | -- | | 0.00 | 0.00 | 0.00 | 0.00 | 0.00 | 0.00 |
| 20E010 | 2542 | 3190 | 00 000000 | Dist Smmr Maint Pur Serv | 140,000.00 | 0.00 | 96,642.70 | 0.00 | 0.00 | 43,357.30 |
| 20E010 | 2542 | 3320 | 00 000000 | Dist Summer Maint Trav | 200.00 | 0.00 | 145.97 | 0.00 | 0.00 | 54.03 |
| 20E--- | 2542 | 3--- | -- | | 140,200.00 | 0.00 | 96,788.67 | 0.00 | 0.00 | 43,411.33 |
| 20E010 | 2542 | 4100 | 00 000000 | Dist Summer Maint Supp | 65,000.00 | 0.00 | 26,216.02 | 0.00 | 4,703.32 | 34,080.66 |
| 20E--- | 2542 | 4--- | -- | | 65,000.00 | 0.00 | 26,216.02 | 0.00 | 4,703.32 | 34,080.66 |
| 20E010 | 2542 | 5500 | 00 000000 | Sumr Maint Equipment | 20,000.00 | 0.00 | 10,055.00 | 0.00 | 0.00 | 9,945.00 |
| 20E--- | 2542 | 5--- | -- | | 20,000.00 | 0.00 | 10,055.00 | 0.00 | 0.00 | 9,945.00 |
| 20E--- | 25-- | ---- | -- | | 595,860.00 | 22,662.10 | 311,512.30 | 83.84 | 99,803.81 | 191,278.71 |
| 2-E--- | ---- | ---- | -- | | 595,860.00 | 22,662.10 | 311,512.30 | 83.84 | 99,803.81 | 191,278.71 |
| 30E010 | 5200 | 6200 | 00 000000 | Long Term Bond Interest | 1,012,000.00 | 0.00 | 505,868.13 | 0.00 | 0.00 | 506,131.87 |
| 30E010 | 5200 | 6250 | 00 000000 | Long Term Bond Maintenance Fee | 1,000.00 | 0.00 | 0.00 | 0.00 | 0.00 | 1,000.00 |
| 30E--- | 5200 | 6--- | -- | | 1,013,000.00 | 0.00 | 505,868.13 | 0.00 | 0.00 | 507,131.87 |
| 30E--- | 52-- | ---- | -- | | 1,013,000.00 | 0.00 | 505,868.13 | 0.00 | 0.00 | 507,131.87 |
| 30E010 | 5300 | 6100 | 00 000000 | Long Term Bond Principal | 35,000.00 | 0.00 | 35,000.00 | 0.00 | 0.00 | 0.00 |
| 30E--- | 5300 | 6--- | -- | | 35,000.00 | 0.00 | 35,000.00 | 0.00 | 0.00 | 0.00 |
| 30E--- | 53-- | ---- | -- | | 35,000.00 | 0.00 | 35,000.00 | 0.00 | 0.00 | 0.00 |
| 3-E--- | ---- | ---- | -- | | 1,048,000.00 | 0.00 | 540,868.13 | 0.00 | 0.00 | 507,131.87 |
| 40E080 | 2550 | 1100 | 00 000000 | Trans Director Salary | 18,000.00 | 0.00 | 7,656.14 | 0.00 | 0.00 | 10,343.86 |

| | | | | Account Level | 2012-13 | December 2012-13 | 2012-13 | 2012-13 | Encumbered | 2012-13 | |
|--------|------|------|----|---------------|-----------------------------|------------------|-------------|----------------|------------|-----------------|------------|
| FDTLOC | FUNC | OBJ | SJ | Description | Budget | Monthly Activity | FY Activity | Batch Activity | Amount | Available Funds | |
| 40E080 | 2550 | 1110 | 00 | 000000 | Trans Mechanic/Maint Sal | 47,000.00 | -17,342.61 | 27,141.28 | 0.00 | 0.00 | 21,483.03 |
| 40E080 | 2550 | 1110 | 61 | 000000 | Trans Bus Drivers Sal | 275,500.00 | 90,103.49 | 220,817.08 | 0.00 | 0.00 | 73,126.77 |
| 40E080 | 2550 | 1110 | 70 | 000000 | Trans Sec/Supervisor Sal | 34,000.00 | 27,491.12 | 44,101.66 | 0.00 | 0.00 | -6,719.17 |
| 40E610 | 2550 | 1110 | 00 | 610000 | Trans Voc Ed Salary | 1,000.00 | 159.41 | 513.66 | 0.00 | 0.00 | 557.19 |
| 40E620 | 2550 | 1110 | 00 | 620000 | Trans Spec Ed bus Aide Sal | 155,000.00 | -47,422.07 | 30,450.40 | 0.00 | 0.00 | 126,460.38 |
| 40E080 | 2550 | 1210 | 00 | 000000 | Trans Sub Drivers Sal | 16,500.00 | 2,405.00 | 11,025.00 | 0.00 | 0.00 | 6,584.00 |
| 40E620 | 2550 | 1210 | 00 | 620000 | Trans Sub Spec Ed Aide Sal | 11,500.00 | 880.76 | 4,878.36 | 0.00 | 0.00 | 6,929.77 |
| 40E080 | 2550 | 1310 | 00 | 000000 | Trans Trip Drvr Sal | 50,000.00 | 4,124.96 | 22,363.54 | 0.00 | 0.00 | 29,599.28 |
| 40E--- | 2550 | 1--- | -- | ----- | | 608,500.00 | 60,400.06 | 368,947.12 | 0.00 | 0.00 | 268,365.11 |
| 40E080 | 2550 | 2110 | 00 | 000000 | Trans TRS | 2,500.00 | 0.00 | 1,177.80 | 0.00 | 0.00 | 1,322.20 |
| 40E080 | 2550 | 2130 | 00 | 000000 | | 0.00 | 0.00 | 0.00 | 0.00 | 0.00 | 0.00 |
| 40E080 | 2550 | 2130 | 61 | 000000 | | 0.00 | 0.00 | 0.00 | 0.00 | 0.00 | 0.00 |
| 40E080 | 2550 | 2130 | 70 | 000000 | | 0.00 | 0.00 | 0.00 | 0.00 | 0.00 | 0.00 |
| 40E620 | 2550 | 2130 | 00 | 620000 | | 0.00 | 0.00 | 0.00 | 0.00 | 0.00 | 0.00 |
| 40E080 | 2550 | 2200 | 00 | 000000 | Trans Dir Ins Benefit | 5,000.00 | 2.40 | 2,262.02 | 0.00 | 0.00 | 2,739.18 |
| 40E080 | 2550 | 2200 | 61 | 000000 | Trans Drivers Ins Ben | 55,000.00 | 6,855.19 | 32,277.33 | 0.00 | 0.00 | 26,365.83 |
| 40E080 | 2550 | 2200 | 70 | 000000 | Trans Sec/Supvr Ins Ben | 4,620.00 | 786.68 | 3,046.70 | 0.00 | 0.00 | 1,966.64 |
| 40E620 | 2550 | 2200 | 00 | 620000 | Trans Spec Ed Ins Ben | 35,500.00 | 1,680.54 | 16,075.97 | 0.00 | 0.00 | 20,070.66 |
| 40E--- | 2550 | 2--- | -- | ----- | | 102,620.00 | 9,324.81 | 54,839.82 | 0.00 | 0.00 | 52,464.51 |
| 40E080 | 2550 | 3140 | 00 | 000000 | Trans Micro Renewal | 3,000.00 | 0.00 | 950.00 | 0.00 | 0.00 | 2,050.00 |
| 40E080 | 2550 | 3190 | 00 | 000000 | Trans Physicals | 3,500.00 | 577.09 | 2,204.86 | 25.00 | 2,440.14 | -1,170.00 |
| 40E620 | 2550 | 3190 | 00 | 620000 | Spec Ed Trans Contract Fee | 85,000.00 | 10,582.39 | 37,950.64 | 0.00 | 0.00 | 47,049.36 |
| 40E080 | 2550 | 3210 | 00 | 000000 | Trans Trash P/U | 600.00 | 46.75 | 327.25 | 0.00 | 269.50 | 50.00 |
| 40E080 | 2550 | 3220 | 00 | 000000 | Trans Towel Service | 2,500.00 | 171.56 | 1,056.99 | 0.00 | 943.01 | 500.00 |
| 40E080 | 2550 | 3230 | 00 | 000000 | Trans Repair/Maint | 25,000.00 | 378.40 | 4,042.54 | 0.00 | 5,627.86 | 15,329.60 |
| 40E080 | 2550 | 3240 | 00 | 000000 | Trans Copier Rep/Maint | 250.00 | 40.00 | 40.00 | 0.00 | 260.00 | -50.00 |
| 40E080 | 2550 | 3250 | 00 | 000000 | Trans Rental | 100.00 | 0.00 | 0.00 | 0.00 | 0.00 | 100.00 |
| 40E080 | 2550 | 3260 | 00 | 000000 | Trans Postage | 300.00 | 0.00 | 9.80 | 29.62 | 0.00 | 260.58 |
| 40E080 | 2550 | 3270 | 00 | 000000 | Trans Charter Bus Service | 0.00 | 0.00 | 0.00 | 0.00 | 0.00 | 0.00 |
| 40E080 | 2550 | 3310 | 00 | 000000 | Trans Pupil/Other LEA's | 5,000.00 | 0.00 | 0.00 | 0.00 | 0.00 | 5,000.00 |
| 40E080 | 2550 | 3320 | 00 | 000000 | Trans Travel | 50.00 | 0.00 | 0.00 | 0.00 | 0.00 | 50.00 |
| 40E080 | 2550 | 3390 | 00 | 000000 | Trans Drug/Fngrprnt Fee | 3,000.00 | 0.00 | 3,315.30 | 0.00 | 0.00 | -315.30 |
| 40E080 | 2550 | 3600 | 00 | 000000 | Trans Printing | 1,500.00 | 0.00 | 1,337.16 | 0.00 | 162.84 | 0.00 |
| 40E080 | 2550 | 3900 | 00 | 000000 | Trans Bus Inspection Fee | 3,500.00 | 123.00 | 1,769.25 | 0.00 | 2,062.75 | -332.00 |
| 40E--- | 2550 | 3--- | -- | ----- | | 133,300.00 | 11,919.19 | 53,003.79 | 54.62 | 11,766.10 | 68,522.24 |
| 40E080 | 2550 | 4100 | 00 | 000000 | Trans Supplies | 90,000.00 | 3,692.73 | 31,747.36 | 0.00 | 37,545.27 | 20,875.75 |
| 40E080 | 2550 | 4240 | 00 | 000000 | Trans. Copier Paper & Toner | 800.00 | 0.00 | 0.00 | 0.00 | 500.00 | 300.00 |
| 40E080 | 2550 | 4620 | 00 | 000000 | Trans Oil | 3,000.00 | 39.27 | 2,363.27 | 0.00 | 2,636.73 | -2,000.00 |
| 40E080 | 2550 | 4640 | 00 | 000000 | Trans Fuel | 245,000.00 | 21,124.83 | 92,137.58 | 0.00 | 132,947.35 | 19,915.07 |
| 40E080 | 2550 | 4700 | 00 | 000000 | Trans Software | 7,000.00 | 71.00 | 71.00 | 0.00 | 0.00 | 6,929.00 |

104

| Account Level | | | | 2012-13 | December 2012-13 | 2012-13 | 2012-13 | Encumbered | 2012-13 | |
|---------------|------|------|----|-------------------------------------|------------------|------------------|-------------|----------------|------------|-----------------|
| FDTLOC | FUNC | OBJ | SJ | Description | Budget | Monthly Activity | FY Activity | Batch Activity | Amount | Available Funds |
| 40E--- | 2550 | 4--- | -- | ----- | 345,800.00 | 24,927.83 | 126,319.21 | 0.00 | 173,629.35 | 46,019.82 |
| 40E080 | 2550 | 5500 | 00 | 000000 Trans Equipment | 0.00 | 0.00 | 0.00 | 0.00 | 0.00 | 0.00 |
| 40E080 | 2550 | 5510 | 00 | 000000 Trans Other Vehicle Purchase | 12,000.00 | 0.00 | 12,298.41 | 0.00 | 0.00 | -298.41 |
| 40E080 | 2550 | 5520 | 00 | 000000 Trans Vehicle Purchase | 220,000.00 | 0.00 | 219,175.00 | 0.00 | 0.00 | 825.00 |
| 40E080 | 2550 | 5530 | 00 | 000000 Trans Radio | 1,500.00 | 0.00 | 645.00 | 0.00 | 155.00 | 700.00 |
| 40E--- | 2550 | 5--- | -- | ----- | 233,500.00 | 0.00 | 232,118.41 | 0.00 | 155.00 | 1,226.59 |
| 40E--- | 25-- | ---- | -- | ----- | 1,423,720.00 | 106,571.89 | 835,228.35 | 54.62 | 185,550.45 | 436,598.27 |
| 40E620 | 4120 | 3310 | 00 | 620000 Trans Sp Ed Out of Dist | 2,000.00 | 0.00 | 0.00 | 0.00 | 0.00 | 2,000.00 |
| 40E--- | 4120 | 3--- | -- | ----- | 2,000.00 | 0.00 | 0.00 | 0.00 | 0.00 | 2,000.00 |
| 40E--- | 41-- | ---- | -- | ----- | 2,000.00 | 0.00 | 0.00 | 0.00 | 0.00 | 2,000.00 |
| 4-E--- | ---- | ---- | -- | ----- | 1,425,720.00 | 106,571.89 | 835,228.35 | 54.62 | 185,550.45 | 438,598.27 |
| 50E030 | 1100 | 2120 | 00 | 000000 | 0.00 | 0.00 | 0.00 | 0.00 | 0.00 | 0.00 |
| 50E070 | 1100 | 2120 | 00 | 000000 Century 21 IMRF | 1,500.00 | 0.00 | 64.89 | 0.00 | 0.00 | 1,435.11 |
| 50E470 | 1100 | 2120 | 00 | 470000 21st Cent IMRF | 200.00 | 184.45 | 658.29 | 0.00 | 0.00 | -382.07 |
| 50E030 | 1100 | 2130 | 00 | 000000 | 0.00 | 0.00 | 0.00 | 0.00 | 0.00 | 0.00 |
| 50E070 | 1100 | 2130 | 00 | 000000 Century 21 FICA | 1,500.00 | 0.00 | 105.71 | 0.00 | 0.00 | 1,394.29 |
| 50E470 | 1100 | 2130 | 00 | 470000 21st Cent FICA | 75.00 | 171.47 | 628.80 | 0.00 | 0.00 | -499.76 |
| 50E030 | 1100 | 2140 | 00 | 000000 | 0.00 | 0.00 | 0.96 | 0.00 | 0.00 | -0.96 |
| 50E070 | 1100 | 2140 | 00 | 000000 Century 21 Med | 1,000.00 | 0.00 | 106.24 | 0.00 | 0.00 | 893.76 |
| 50E470 | 1100 | 2140 | 00 | 470000 21st Cent Med | 100.00 | 76.93 | 264.88 | 0.00 | 0.00 | -129.78 |
| 50E--- | 1100 | 2--- | -- | ----- | 4,375.00 | 432.85 | 1,829.77 | 0.00 | 0.00 | 2,710.59 |
| 50E020 | 1110 | 2120 | 00 | 000000 ERES IMRF | 6,500.00 | 447.74 | 2,890.89 | 0.00 | 0.00 | 3,892.08 |
| 50E020 | 1110 | 2130 | 00 | 000000 ERES FICA | 3,000.00 | 224.90 | 1,343.55 | 0.00 | 0.00 | 1,757.67 |
| 50E020 | 1110 | 2140 | 00 | 000000 ERES Medicare | 27,000.00 | 2,237.45 | 14,346.54 | 0.00 | 0.00 | 13,785.43 |
| 50E160 | 1110 | 2140 | 00 | 160000 Ed Jobs Fund Med | 0.00 | 0.00 | 0.00 | 0.00 | 0.00 | 0.00 |
| 50E--- | 1110 | 2--- | -- | ----- | 36,500.00 | 2,910.09 | 18,580.98 | 0.00 | 0.00 | 19,435.18 |
| 50E040 | 1120 | 2120 | 00 | 000000 ERMS IMRF | 3,000.00 | 85.52 | 584.09 | 0.00 | 0.00 | 2,474.78 |
| 50E160 | 1120 | 2120 | 00 | 160000 Ed Jobs Fund IMRF | 0.00 | 0.00 | 0.00 | 0.00 | 0.00 | 0.00 |
| 50E040 | 1120 | 2130 | 00 | 000000 ERMS FICA | 1,300.00 | 44.98 | 310.12 | 0.00 | 0.00 | 1,021.43 |
| 50E160 | 1120 | 2130 | 00 | 160000 Ed Jobs Fund FICA | 0.00 | 0.00 | 0.00 | 0.00 | 0.00 | 0.00 |
| 50E040 | 1120 | 2140 | 00 | 000000 ERMS Medicare | 14,500.00 | 1,158.43 | 7,671.54 | 0.00 | 0.00 | 7,532.62 |
| 50E160 | 1120 | 2140 | 00 | 160000 Ed Jobs Fund Med | 0.00 | 0.00 | 0.00 | 0.00 | 0.00 | 0.00 |
| 50E--- | 1120 | 2--- | -- | ----- | 18,800.00 | 1,288.93 | 8,565.75 | 0.00 | 0.00 | 11,028.83 |
| 50E110 | 1125 | 2120 | 00 | 110000 Pre K IMRF | 6,000.00 | 548.40 | 2,565.19 | 0.00 | 0.00 | 3,809.73 |
| 50E210 | 1125 | 2120 | 00 | 210000 ROE Pre K IIMRF | 1,500.00 | 103.74 | 683.46 | 0.00 | 0.00 | 882.55 |
| 50E510 | 1125 | 2120 | 00 | 510000 Pre K IMRF | 1,000.00 | 0.00 | 995.72 | 0.00 | 0.00 | 4.28 |
| 50E110 | 1125 | 2130 | 00 | 110000 Pre K FICA | 2,500.00 | 254.26 | 1,169.92 | 0.00 | 0.00 | 1,469.65 |
| 50E210 | 1125 | 2130 | 00 | 210000 ROE Pre K FICA | 750.00 | 46.88 | 309.86 | 0.00 | 0.00 | 463.58 |
| 50E510 | 1125 | 2130 | 00 | 510000 Pre K FICA | 465.00 | 0.00 | 465.00 | 0.00 | 0.00 | 0.00 |
| 50E110 | 1125 | 2140 | 00 | 110000 Pre K Medicare | 2,500.00 | 193.81 | 863.12 | 0.00 | 0.00 | 1,732.68 |

501

| Account Level | | | | 2012-13 | December 2012-13 | 2012-13 | 2012-13 | Encumbered | 2012-13 | |
|---------------|------|------|----|--------------------------------|------------------|------------------|-------------|----------------|---------|-----------------|
| FDTLOC | FUNC | OBJ | SJ | Description | Budget | Monthly Activity | FY Activity | Batch Activity | Amount | Available Funds |
| 50E210 | 1125 | 2140 | 00 | 210000 ROE Pre K Medicare | 500.00 | 33.42 | 215.21 | 0.00 | 0.00 | 301.19 |
| 50E510 | 1125 | 2140 | 00 | 510000 Pre K Medicare | 426.00 | 0.00 | 425.88 | 0.00 | 0.00 | 0.12 |
| 50E--- | 1125 | 2--- | -- | ----- | 15,641.00 | 1,180.51 | 7,693.36 | 0.00 | 0.00 | 8,663.78 |
| 50E050 | 1130 | 2120 | 00 | 000000 ERHS IMRF | 500.00 | 4.12 | 18.09 | 0.00 | 0.00 | 484.54 |
| 50E050 | 1130 | 2130 | 00 | 000000 ERHS FICA | 100.00 | 64.23 | 173.15 | 0.00 | 0.00 | -69.68 |
| 50E050 | 1130 | 2140 | 00 | 000000 ERHS Medicare | 18,000.00 | 1,521.48 | 9,615.79 | 0.00 | 0.00 | 9,124.24 |
| 50E160 | 1130 | 2140 | 00 | 160000 Ed Jobs Fund Med | 0.00 | 0.00 | 0.00 | 0.00 | 0.00 | 0.00 |
| 50E--- | 1130 | 2--- | -- | ----- | 18,600.00 | 1,589.83 | 9,807.03 | 0.00 | 0.00 | 9,539.10 |
| 50E570 | 1140 | 2120 | 00 | 570000 Read Impr IMRF Prior | 0.00 | 0.00 | 0.00 | 0.00 | 0.00 | 0.00 |
| 50E570 | 1140 | 2130 | 00 | 570000 Read Impr FICA Prior | 0.00 | 0.00 | 0.00 | 0.00 | 0.00 | 0.00 |
| 50E--- | 1140 | 2--- | -- | ----- | 0.00 | 0.00 | 0.00 | 0.00 | 0.00 | 0.00 |
| 50E330 | 1170 | 2140 | 00 | 330000 TITLE II TEACH QUAL MED | 1,000.00 | 86.44 | 388.25 | 0.00 | 0.00 | 655.61 |
| 50E530 | 1170 | 2140 | 00 | 530000 Title II Med | 167.00 | 0.00 | 166.24 | 0.00 | 0.00 | 0.76 |
| 50E--- | 1170 | 2--- | -- | ----- | 1,167.00 | 86.44 | 554.49 | 0.00 | 0.00 | 656.37 |
| 50E--- | 11-- | ---- | -- | ----- | 95,083.00 | 7,488.65 | 47,031.38 | 0.00 | 0.00 | 52,033.85 |
| 50E140 | 1203 | 2120 | 00 | 140000 EMH Aide/Asst IMRF | 0.00 | 0.00 | 0.00 | 0.00 | 0.00 | 0.00 |
| 50E140 | 1203 | 2130 | 00 | 140000 EMH Aide/Asst FICA | 0.00 | 0.00 | 0.00 | 0.00 | 0.00 | 0.00 |
| 50E140 | 1203 | 2140 | 00 | 140000 EMH Medicare | 0.00 | 0.00 | 0.00 | 0.00 | 0.00 | 0.00 |
| 50E--- | 1203 | 2--- | -- | ----- | 0.00 | 0.00 | 0.00 | 0.00 | 0.00 | 0.00 |
| 50E140 | 1204 | 2120 | 00 | 140000 Prsnl Aide/Ast IMRF | 6,500.00 | 488.33 | 2,934.98 | 0.00 | 0.00 | 3,875.28 |
| 50E140 | 1204 | 2130 | 00 | 140000 Prsnl Aide/Ast FICA | 5,500.00 | 433.66 | 2,451.04 | 0.00 | 0.00 | 3,300.51 |
| 50E140 | 1204 | 2140 | 00 | 140000 | 2,000.00 | 101.41 | 573.12 | 0.00 | 0.00 | 1,485.69 |
| 50E--- | 1204 | 2--- | -- | ----- | 14,000.00 | 1,023.40 | 5,959.14 | 0.00 | 0.00 | 8,661.48 |
| 50E140 | 1205 | 2120 | 00 | 140000 LD Aide/Asst IMRF | 0.00 | 0.00 | 0.00 | 0.00 | 0.00 | 0.00 |
| 50E140 | 1205 | 2130 | 00 | 140000 LD Aide/Asst FICA | 0.00 | 0.00 | 0.00 | 0.00 | 0.00 | 0.00 |
| 50E140 | 1205 | 2140 | 00 | 140000 LD Medicare | 6,500.00 | 482.29 | 3,077.12 | 0.00 | 0.00 | 3,664.65 |
| 50E--- | 1205 | 2--- | -- | ----- | 6,500.00 | 482.29 | 3,077.12 | 0.00 | 0.00 | 3,664.65 |
| 50E280 | 1206 | 2120 | 00 | 280000 Visual Aide IMRF | 0.00 | 0.00 | 0.00 | 0.00 | 0.00 | 0.00 |
| 50E280 | 1206 | 2130 | 00 | 280000 Visual Aide FICA | 0.00 | 0.00 | 0.00 | 0.00 | 0.00 | 0.00 |
| 50E--- | 1206 | 2--- | -- | ----- | 0.00 | 0.00 | 0.00 | 0.00 | 0.00 | 0.00 |
| 50E280 | 1213 | 2130 | 00 | 280000 | 0.00 | 0.00 | 0.00 | 0.00 | 0.00 | 0.00 |
| 50E280 | 1213 | 2140 | 00 | 280000 Homebound Medicare | 500.00 | 15.67 | 41.86 | 0.00 | 0.00 | 460.37 |
| 50E--- | 1213 | 2--- | -- | ----- | 500.00 | 15.67 | 41.86 | 0.00 | 0.00 | 460.37 |
| 50E140 | 1216 | 2120 | 00 | 140000 | 75.00 | 0.00 | 0.00 | 0.00 | 0.00 | 75.00 |
| 50E280 | 1216 | 2120 | 00 | 280000 Autism IMRF | 13,000.00 | 960.61 | 6,076.92 | 0.00 | 0.00 | 7,544.63 |
| 50E140 | 1216 | 2130 | 00 | 140000 | 50.00 | 0.00 | 0.00 | 0.00 | 0.00 | 50.00 |
| 50E280 | 1216 | 2130 | 00 | 280000 Autism FICA | 6,000.00 | 521.41 | 2,928.99 | 0.00 | 0.00 | 3,315.07 |
| 50E140 | 1216 | 2140 | 00 | 140000 Autism Med | 25.00 | 0.00 | 0.00 | 0.00 | 0.00 | 25.00 |
| 50E280 | 1216 | 2140 | 00 | 280000 | 2,000.00 | 121.96 | 685.03 | 0.00 | 0.00 | 1,372.05 |
| 50E--- | 1216 | 2--- | -- | ----- | 21,150.00 | 1,603.98 | 9,690.94 | 0.00 | 0.00 | 12,381.75 |

901

| | | | | Account Level | 2012-13 | December 2012-13 | 2012-13 | 2012-13 | Encumbered | 2012-13 | |
|--------|------|------|----|---------------|-------------------------|------------------|-------------|----------------|------------|-----------------|-----------|
| FDTLOC | FUNC | OBJ | SJ | Description | Budget | Monthly Activity | FY Activity | Batch Activity | Amount | Available Funds | |
| 50E140 | 1220 | 2120 | 00 | 140000 | EMH/LD Aide/Asst IMRF | 14,000.00 | 1,110.46 | 6,826.14 | 0.00 | 0.00 | 7,880.43 |
| 50E140 | 1220 | 2130 | 00 | 140000 | EMH/LD Aide/Asst FICA | 6,500.00 | 528.53 | 3,164.44 | 0.00 | 0.00 | 3,598.45 |
| 50E140 | 1220 | 2140 | 00 | 140000 | EMH/LD Medicare | 6,200.00 | 482.63 | 3,027.99 | 0.00 | 0.00 | 3,413.74 |
| 50E--- | 1220 | 2--- | -- | ----- | | 26,700.00 | 2,121.62 | 13,018.57 | 0.00 | 0.00 | 14,892.62 |
| 50E100 | 1250 | 2120 | 00 | 100000 | Title I IMRF | 14,000.00 | 1,703.07 | 6,691.65 | 0.00 | 0.00 | 8,150.06 |
| 50E500 | 1250 | 2120 | 00 | 500000 | Title I IMRF Prior | 2,060.00 | 0.00 | 2,059.82 | 0.00 | 0.00 | 0.18 |
| 50E100 | 1250 | 2130 | 00 | 100000 | Title I FICA | 6,500.00 | 812.61 | 3,237.29 | 0.00 | 0.00 | 3,612.13 |
| 50E500 | 1250 | 2130 | 00 | 500000 | Title I FICA Prior | 986.00 | 0.00 | 985.96 | 0.00 | 0.00 | 0.04 |
| 50E100 | 1250 | 2140 | 00 | 100000 | Title I Medicare | 2,650.00 | 357.57 | 1,332.31 | 0.00 | 0.00 | 1,456.39 |
| 50E500 | 1250 | 2140 | 00 | 500000 | Title I Medicare Prior | 450.00 | 0.00 | 449.56 | 0.00 | 0.00 | 0.44 |
| 50E--- | 1250 | 2--- | -- | ----- | | 26,646.00 | 2,873.25 | 14,756.59 | 0.00 | 0.00 | 13,219.24 |
| 50E--- | 12-- | ---- | -- | ----- | | 95,496.00 | 8,120.21 | 46,544.22 | 0.00 | 0.00 | 53,280.11 |
| 50E050 | 1400 | 2120 | 00 | 000000 | ERHS Voc TA IMRF | 0.00 | 0.00 | 0.00 | 0.00 | 0.00 | 0.00 |
| 50E390 | 1400 | 2120 | 00 | 390000 | Voc Tutor IMRF | 1,900.00 | 186.60 | 894.73 | 0.00 | 0.00 | 1,124.00 |
| 50E390 | 1400 | 2130 | 00 | 390000 | Voc Tutor FICA | 1,000.00 | 79.24 | 367.82 | 0.00 | 0.00 | 671.80 |
| 50E050 | 1400 | 2140 | 00 | 000000 | ERHS Voc Medicare | 6,750.00 | 489.28 | 3,126.01 | 0.00 | 0.00 | 3,865.99 |
| 50E390 | 1400 | 2140 | 00 | 390000 | | 250.00 | 18.54 | 96.95 | 0.00 | 0.00 | 162.32 |
| 50E--- | 1400 | 2--- | -- | ----- | | 9,900.00 | 773.66 | 4,485.51 | 0.00 | 0.00 | 5,824.11 |
| 50E410 | 1459 | 2120 | 00 | 410000 | JROTC Instructor IMRF | 17,000.00 | 1,331.88 | 8,838.96 | 0.00 | 0.00 | 9,008.52 |
| 50E410 | 1459 | 2130 | 00 | 410000 | JROTC Instructor FICA | 8,000.00 | 596.04 | 3,874.91 | 0.00 | 0.00 | 4,423.11 |
| 50E410 | 1459 | 2140 | 00 | 410000 | | 2,000.00 | 139.42 | 906.30 | 0.00 | 0.00 | 1,163.41 |
| 50E--- | 1459 | 2--- | -- | ----- | | 27,000.00 | 2,067.34 | 13,620.17 | 0.00 | 0.00 | 14,595.04 |
| 50E--- | 14-- | ---- | -- | ----- | | 36,900.00 | 2,841.00 | 18,105.68 | 0.00 | 0.00 | 20,419.15 |
| 50E050 | 1500 | 2140 | 00 | 000000 | ERHS A D Medicare | 100.00 | 5.78 | 37.40 | 0.00 | 0.00 | 65.49 |
| 50E--- | 1500 | 2--- | -- | ----- | | 100.00 | 5.78 | 37.40 | 0.00 | 0.00 | 65.49 |
| 50E050 | 1509 | 2140 | 00 | 000000 | ERHS Pep Club Med | 0.00 | 0.00 | 0.00 | 0.00 | 0.00 | 0.00 |
| 50E--- | 1509 | 2--- | -- | ----- | | 0.00 | 0.00 | 0.00 | 0.00 | 0.00 | 0.00 |
| 50E050 | 1510 | 2120 | 00 | 000000 | ERHS Cheerldr Spns IMRF | 175.00 | 0.00 | 73.79 | 0.00 | 0.00 | 101.21 |
| 50E050 | 1510 | 2130 | 00 | 000000 | ERHS Cheerldr Spns FICA | 100.00 | 0.00 | 33.34 | 0.00 | 0.00 | 66.66 |
| 50E050 | 1510 | 2140 | 00 | 000000 | ERHS Cheerldr Spns Medi | 75.00 | 0.00 | 24.20 | 0.00 | 0.00 | 50.80 |
| 50E--- | 1510 | 2--- | -- | ----- | | 350.00 | 0.00 | 131.33 | 0.00 | 0.00 | 218.67 |
| 50E050 | 1511 | 2140 | 00 | 000000 | ERHS Golf Medicare | 75.00 | 0.00 | 46.44 | 0.00 | 0.00 | 28.56 |
| 50E--- | 1511 | 2--- | -- | ----- | | 75.00 | 0.00 | 46.44 | 0.00 | 0.00 | 28.56 |
| 50E050 | 1512 | 2120 | 00 | 000000 | ERHS X C IMRF | 0.00 | 0.00 | 0.00 | 0.00 | 0.00 | 0.00 |
| 50E050 | 1512 | 2130 | 00 | 000000 | ERHS X C FICA | 0.00 | 0.00 | 0.00 | 0.00 | 0.00 | 0.00 |
| 50E050 | 1512 | 2140 | 00 | 000000 | ERHS X C Medicare | 100.00 | 0.00 | 59.59 | 0.00 | 0.00 | 40.41 |
| 50E--- | 1512 | 2--- | -- | ----- | | 100.00 | 0.00 | 59.59 | 0.00 | 0.00 | 40.41 |
| 50E050 | 1513 | 2120 | 00 | 000000 | | 100.00 | 0.00 | 73.79 | 0.00 | 0.00 | 26.21 |
| 50E050 | 1513 | 2130 | 00 | 000000 | ERHS Dance Team FICA | 100.00 | 0.00 | 33.34 | 0.00 | 0.00 | 66.66 |
| 50E050 | 1513 | 2140 | 00 | 000000 | ERHS Dance Med | 50.00 | 0.00 | 7.80 | 0.00 | 0.00 | 42.20 |

107

| Account Level | | | | 2012-13 | December 2012-13 | 2012-13 | 2012-13 | Encumbered | 2012-13 | |
|---------------|------|------|----|---------------------------------|------------------|------------------|-------------|----------------|---------|-----------------|
| FDTLOC | FUNC | OBJ | SJ | Description | Budget | Monthly Activity | FY Activity | Batch Activity | Amount | Available Funds |
| 50E--- | 1513 | 2--- | -- | ----- | 250.00 | 0.00 | 114.93 | 0.00 | 0.00 | 135.07 |
| 50E050 | 1520 | 2130 | 00 | 000000 ERHS Girls TN FICA | 200.00 | 0.00 | 177.85 | 0.00 | 0.00 | 22.15 |
| 50E050 | 1520 | 2140 | 00 | 000000 ERHS Girls Tn Medicare | 50.00 | 0.00 | 41.59 | 0.00 | 0.00 | 8.41 |
| 50E--- | 1520 | 2--- | -- | ----- | 250.00 | 0.00 | 219.44 | 0.00 | 0.00 | 30.56 |
| 50E050 | 1521 | 2120 | 00 | 000000 ERHS Volleybl Wkrs IMRF | 25.00 | 0.00 | 0.00 | 0.00 | 0.00 | 25.00 |
| 50E050 | 1521 | 2130 | 00 | 000000 ERHS Volleybl Wkrs FICA | 75.00 | 0.00 | 41.28 | 0.00 | 0.00 | 33.72 |
| 50E050 | 1521 | 2140 | 00 | 000000 ERHS Volleyball Medi | 125.00 | 0.00 | 92.97 | 0.00 | 0.00 | 32.03 |
| 50E--- | 1521 | 2--- | -- | ----- | 225.00 | 0.00 | 134.25 | 0.00 | 0.00 | 90.75 |
| 50E050 | 1522 | 2120 | 00 | 000000 ERHS Girls Bsktbl IMRF | 0.00 | 0.00 | 0.00 | 0.00 | 0.00 | 0.00 |
| 50E050 | 1522 | 2130 | 00 | 000000 ERHS Grls Bskbl Wkr FICA | 75.00 | 0.00 | 9.11 | 0.00 | 0.00 | 75.00 |
| 50E050 | 1522 | 2140 | 00 | 000000 ERHS Grls Bsktbl Cch Med | 250.00 | 0.38 | 2.80 | 0.00 | 0.00 | 249.62 |
| 50E--- | 1522 | 2--- | -- | ----- | 325.00 | 0.38 | 11.91 | 0.00 | 0.00 | 324.62 |
| 50E050 | 1523 | 2120 | 00 | 000000 ERHS Girls Track IMRF | 25.00 | 0.00 | 0.00 | 0.00 | 0.00 | 25.00 |
| 50E050 | 1523 | 2130 | 00 | 000000 ERHS Grls Track FICA | 25.00 | 0.00 | 0.00 | 0.00 | 0.00 | 25.00 |
| 50E050 | 1523 | 2140 | 00 | 000000 ERHS Grls Track Medicare | 100.00 | 0.00 | 0.00 | 0.00 | 0.00 | 100.00 |
| 50E--- | 1523 | 2--- | -- | ----- | 150.00 | 0.00 | 0.00 | 0.00 | 0.00 | 150.00 |
| 50E050 | 1524 | 2120 | 00 | 000000 ERHS Grls Sftbl IMRF | 0.00 | 0.00 | 0.00 | 0.00 | 0.00 | 0.00 |
| 50E050 | 1524 | 2130 | 00 | 000000 ERHS Grls Sftbl FICA | 0.00 | 0.00 | 0.00 | 0.00 | 0.00 | 0.00 |
| 50E050 | 1524 | 2140 | 00 | 000000 ERHS Grls Sftbl Medicare | 125.00 | 0.00 | 0.00 | 0.00 | 0.00 | 125.00 |
| 50E--- | 1524 | 2--- | -- | ----- | 125.00 | 0.00 | 0.00 | 0.00 | 0.00 | 125.00 |
| 50E050 | 1525 | 2120 | 00 | 000000 | 0.00 | 0.00 | 0.00 | 0.00 | 0.00 | 0.00 |
| 50E050 | 1525 | 2130 | 00 | 000000 ERHS GIRLS SOCCER FICA | 300.00 | 0.00 | 1.30 | 0.00 | 0.00 | 298.70 |
| 50E050 | 1525 | 2140 | 00 | 000000 ERHS Girls Sccr Med | 75.00 | 0.00 | 0.29 | 0.00 | 0.00 | 74.71 |
| 50E--- | 1525 | 2--- | -- | ----- | 375.00 | 0.00 | 1.59 | 0.00 | 0.00 | 373.41 |
| 50E050 | 1530 | 2130 | 00 | 000000 ERHS Boys Tns FICA | 200.00 | 0.00 | 0.00 | 0.00 | 0.00 | 200.00 |
| 50E050 | 1530 | 2140 | 00 | 000000 ERHS Boys Tns Cch Med | 75.00 | 0.00 | 0.00 | 0.00 | 0.00 | 75.00 |
| 50E--- | 1530 | 2--- | -- | ----- | 275.00 | 0.00 | 0.00 | 0.00 | 0.00 | 275.00 |
| 50E050 | 1531 | 2120 | 00 | 000000 ERHS FTB IMRF | 0.00 | 0.00 | 0.00 | 0.00 | 0.00 | 0.00 |
| 50E050 | 1531 | 2130 | 00 | 000000 ERHS Ftbl FICA | 275.00 | 1.12 | 244.90 | 0.00 | 0.00 | 30.10 |
| 50E050 | 1531 | 2140 | 00 | 000000 ERHS Ftbl Coach Medicare | 300.00 | 0.25 | 282.69 | 0.00 | 0.00 | 17.31 |
| 50E--- | 1531 | 2--- | -- | ----- | 575.00 | 1.37 | 527.59 | 0.00 | 0.00 | 47.41 |
| 50E050 | 1532 | 2120 | 00 | 000000 ERHS Boys Bsktball IMRF | 0.00 | 0.00 | 0.00 | 0.00 | 0.00 | 0.00 |
| 50E050 | 1532 | 2130 | 00 | 000000 ERHS Boys Bsktb FICA | 300.00 | 2.23 | 10.97 | 0.00 | 0.00 | 297.77 |
| 50E050 | 1532 | 2140 | 00 | 000000 ERHS Boys Bsktb Medicare | 250.00 | 0.50 | 3.25 | 0.00 | 0.00 | 249.50 |
| 50E--- | 1532 | 2--- | -- | ----- | 550.00 | 2.73 | 14.22 | 0.00 | 0.00 | 547.27 |
| 50E050 | 1533 | 2120 | 00 | 000000 ERHS Boys Track IMRF | 0.00 | 0.00 | 0.00 | 0.00 | 0.00 | 0.00 |
| 50E050 | 1533 | 2130 | 00 | 000000 ERHS Boys Track FICA | 25.00 | 0.00 | 0.00 | 0.00 | 0.00 | 25.00 |
| 50E050 | 1533 | 2140 | 00 | 000000 ERHS Boys Tck Medicare | 125.00 | 0.00 | 0.00 | 0.00 | 0.00 | 125.00 |
| 50E--- | 1533 | 2--- | -- | ----- | 150.00 | 0.00 | 0.00 | 0.00 | 0.00 | 150.00 |
| 50E050 | 1534 | 2120 | 00 | 000000 ERHS Boys Base IMRF | 600.00 | 0.00 | 0.00 | 0.00 | 0.00 | 600.00 |

901

601

| Account Level | | | | 2012-13 | December 2012-13 | 2012-13 | 2012-13 | Encumbered | 2012-13 | |
|---------------|------|------|-----------|---------------------------|------------------|------------------|-------------|----------------|---------|-----------------|
| FDTLOC | FUNC | OBJ | SJ | Description | Budget | Monthly Activity | FY Activity | Batch Activity | Amount | Available Funds |
| 50E050 | 1534 | 2130 | 00 000000 | ERHS Boys Baseball FICA | 425.00 | 0.00 | 0.00 | 0.00 | 0.00 | 425.00 |
| 50E050 | 1534 | 2140 | 00 000000 | ERHS Boys Basebl Med | 125.00 | 0.00 | 0.00 | 0.00 | 0.00 | 125.00 |
| 50E--- | 1534 | 2--- | -- | ----- | 1,150.00 | 0.00 | 0.00 | 0.00 | 0.00 | 1,150.00 |
| 50E050 | 1536 | 2130 | 00 000000 | ERHS Soccer Coach FICA | 125.00 | 0.00 | 222.31 | 0.00 | 0.00 | -97.31 |
| 50E050 | 1536 | 2140 | 00 000000 | ERHS Soccer Coach Med | 100.00 | 0.00 | 102.32 | 0.00 | 0.00 | -2.32 |
| 50E--- | 1536 | 2--- | -- | ----- | 225.00 | 0.00 | 324.63 | 0.00 | 0.00 | -99.63 |
| 50E040 | 1540 | 2130 | 00 000000 | | 0.00 | 0.00 | 0.00 | 0.00 | 0.00 | 0.00 |
| 50E040 | 1540 | 2140 | 00 000000 | | 0.00 | 0.00 | 0.00 | 0.00 | 0.00 | 0.00 |
| 50E--- | 1540 | 2--- | -- | ----- | 0.00 | 0.00 | 0.00 | 0.00 | 0.00 | 0.00 |
| 50E040 | 1550 | 2130 | 00 000000 | ERMS Chrlldr Spons FICA | 300.00 | 0.00 | 0.00 | 0.00 | 0.00 | 300.00 |
| 50E040 | 1550 | 2140 | 00 000000 | | 0.00 | 0.00 | 0.00 | 0.00 | 0.00 | 0.00 |
| 50E--- | 1550 | 2--- | -- | ----- | 300.00 | 0.00 | 0.00 | 0.00 | 0.00 | 300.00 |
| 50E040 | 1551 | 2140 | 00 000000 | ERMS X-Cntry Medicare | 0.00 | 0.00 | 0.00 | 0.00 | 0.00 | 0.00 |
| 50E--- | 1551 | 2--- | -- | ----- | 0.00 | 0.00 | 0.00 | 0.00 | 0.00 | 0.00 |
| 50E040 | 1560 | 2120 | 00 000000 | ERMS Grls Bsktb IMRF | 25.00 | 0.00 | 0.00 | 0.00 | 0.00 | 25.00 |
| 50E040 | 1560 | 2130 | 00 000000 | ERMS Grls Bsktb FICA | 300.00 | 4.09 | 22.32 | 0.00 | 0.00 | 295.91 |
| 50E040 | 1560 | 2140 | 00 000000 | ERMS Grls Bsktb Medicare | 200.00 | 0.88 | 5.07 | 0.00 | 0.00 | 199.12 |
| 50E--- | 1560 | 2--- | -- | ----- | 525.00 | 4.97 | 27.39 | 0.00 | 0.00 | 520.03 |
| 50E040 | 1561 | 2120 | 00 000000 | ERMS Volleyball Wk IMRF | 50.00 | 0.00 | 0.00 | 0.00 | 0.00 | 50.00 |
| 50E040 | 1561 | 2130 | 00 000000 | ERMS Volleybl Wrkrs FICA | 400.00 | 0.00 | 0.00 | 0.00 | 0.00 | 400.00 |
| 50E040 | 1561 | 2140 | 00 000000 | ERMS Volleybl Medicare | 200.00 | 0.00 | 0.00 | 0.00 | 0.00 | 200.00 |
| 50E--- | 1561 | 2--- | -- | ----- | 650.00 | 0.00 | 0.00 | 0.00 | 0.00 | 650.00 |
| 50E040 | 1562 | 2130 | 00 000000 | | 200.00 | 0.00 | 0.00 | 0.00 | 0.00 | 200.00 |
| 50E040 | 1562 | 2140 | 00 000000 | ERMS Girls Track Med | 75.00 | 0.00 | 0.00 | 0.00 | 0.00 | 75.00 |
| 50E--- | 1562 | 2--- | -- | ----- | 275.00 | 0.00 | 0.00 | 0.00 | 0.00 | 275.00 |
| 50E040 | 1570 | 2120 | 00 000000 | ERMS Boys Bsktb IMRF | 25.00 | 0.00 | 0.00 | 0.00 | 0.00 | 25.00 |
| 50E040 | 1570 | 2130 | 00 000000 | ERMS Boys Bsktb FICA | 100.00 | 4.09 | 6.69 | 0.00 | 0.00 | 95.17 |
| 50E040 | 1570 | 2140 | 00 000000 | ERMS Boys Bsktb Medicare | 100.00 | 0.90 | 1.44 | 0.00 | 0.00 | 98.93 |
| 50E--- | 1570 | 2--- | -- | ----- | 225.00 | 4.99 | 8.13 | 0.00 | 0.00 | 219.10 |
| 50E040 | 1571 | 2140 | 00 000000 | ERMS BOYS TRACK MED | 50.00 | 0.00 | 0.00 | 0.00 | 0.00 | 50.00 |
| 50E--- | 1571 | 2--- | -- | ----- | 50.00 | 0.00 | 0.00 | 0.00 | 0.00 | 50.00 |
| 50E050 | 1572 | 2130 | 00 000000 | HS Wrestling Workers FICA | 25.00 | 1.49 | 2.79 | 0.00 | 0.00 | 23.51 |
| 50E050 | 1572 | 2140 | 00 000000 | ERHS Wrestling Medicare | 75.00 | 0.25 | 0.54 | 0.00 | 0.00 | 74.75 |
| 50E--- | 1572 | 2--- | -- | ----- | 100.00 | 1.74 | 3.33 | 0.00 | 0.00 | 98.26 |
| 50E040 | 1575 | 2140 | 00 000000 | ERMS Yearbook Spons Med | 75.00 | 2.20 | 13.78 | 0.00 | 0.00 | 62.32 |
| 50E--- | 1575 | 2--- | -- | ----- | 75.00 | 2.20 | 13.78 | 0.00 | 0.00 | 62.32 |
| 50E040 | 1576 | 2140 | 00 000000 | ERMS Student Council Med | 75.00 | 2.36 | 14.54 | 0.00 | 0.00 | 61.64 |
| 50E--- | 1576 | 2--- | -- | ----- | 75.00 | 2.36 | 14.54 | 0.00 | 0.00 | 61.64 |
| 50E050 | 1580 | 2140 | 00 000000 | ERHS Schlstc Bwl Med | 50.00 | 28.01 | 29.22 | 0.00 | 0.00 | 20.78 |
| 50E--- | 1580 | 2--- | -- | ----- | 50.00 | 28.01 | 29.22 | 0.00 | 0.00 | 20.78 |

| Account Level | | | | 2012-13 | December 2012-13 | 2012-13 | 2012-13 | Encumbered | 2012-13 | |
|---------------|------|------|-----------|--------------------------|------------------|------------------|-------------|----------------|---------|-----------------|
| FDTLOC | FUNC | OBJ | SJ | Description | Budget | Monthly Activity | FY Activity | Batch Activity | Amount | Available Funds |
| 50E050 | 1582 | 2140 | 00 000000 | ERHS Drama Spons Med | 100.00 | 94.00 | 94.00 | 0.00 | 0.00 | 6.00 |
| 50E--- | 1582 | 2--- | -- | ----- | 100.00 | 94.00 | 94.00 | 0.00 | 0.00 | 6.00 |
| 50E050 | 1583 | 2130 | 00 000000 | | 0.00 | 0.00 | 18.60 | 0.00 | 0.00 | -18.60 |
| 50E050 | 1583 | 2140 | 00 000000 | ERHS Mrch Bnd Dir Med | 175.00 | 6.97 | 69.88 | 0.00 | 0.00 | 108.58 |
| 50E--- | 1583 | 2--- | -- | ----- | 175.00 | 6.97 | 88.48 | 0.00 | 0.00 | 89.98 |
| 50E050 | 1584 | 2140 | 00 000000 | ERHS Chorus Spons Med | 0.00 | 0.00 | 0.00 | 0.00 | 0.00 | 0.00 |
| 50E--- | 1584 | 2--- | -- | ----- | 0.00 | 0.00 | 0.00 | 0.00 | 0.00 | 0.00 |
| 50E050 | 1585 | 2140 | 00 000000 | ERHS Jr Cls Spons Med | 75.00 | 1.70 | 14.20 | 0.00 | 0.00 | 61.65 |
| 50E--- | 1585 | 2--- | -- | ----- | 75.00 | 1.70 | 14.20 | 0.00 | 0.00 | 61.65 |
| 50E050 | 1586 | 2140 | 00 000000 | ERHS Yrbk Spons Medicare | 50.00 | 1.93 | 12.49 | 0.00 | 0.00 | 38.47 |
| 50E--- | 1586 | 2--- | -- | ----- | 50.00 | 1.93 | 12.49 | 0.00 | 0.00 | 38.47 |
| 50E050 | 1588 | 2120 | 00 000000 | ERHS X-Curr Sprvsn IMRF | 0.00 | 0.00 | 0.00 | 0.00 | 0.00 | 0.00 |
| 50E050 | 1588 | 2130 | 00 000000 | ERHS X-Curr Sprvsn FICA | 0.00 | 0.00 | 0.00 | 0.00 | 0.00 | 0.00 |
| 50E050 | 1588 | 2140 | 00 000000 | ERHS X-Curr Sprvsn Med | 25.00 | 0.00 | 0.00 | 0.00 | 0.00 | 25.00 |
| 50E--- | 1588 | 2--- | -- | ----- | 25.00 | 0.00 | 0.00 | 0.00 | 0.00 | 25.00 |
| 50E050 | 1589 | 2140 | 00 000000 | ERHS Stdnt Cncl Medicare | 25.00 | 1.32 | 8.11 | 0.00 | 0.00 | 17.56 |
| 50E--- | 1589 | 2--- | -- | ----- | 25.00 | 1.32 | 8.11 | 0.00 | 0.00 | 17.56 |
| 50E050 | 1590 | 2120 | 00 000000 | ERHS Rifle/Drill IMRF | 300.00 | 25.22 | 164.03 | 0.00 | 0.00 | 152.02 |
| 50E050 | 1590 | 2130 | 00 000000 | ERHS Rifle/Drill FICA | 200.00 | 17.22 | 109.91 | 0.00 | 0.00 | 98.70 |
| 50E050 | 1590 | 2140 | 00 000000 | | 75.00 | 4.02 | 25.68 | 0.00 | 0.00 | 51.33 |
| 50E--- | 1590 | 2--- | -- | ----- | 575.00 | 46.46 | 299.62 | 0.00 | 0.00 | 302.05 |
| 50E040 | 1591 | 2140 | 00 000000 | ERMS BAND MED | 50.00 | 1.84 | 11.46 | 0.00 | 0.00 | 39.43 |
| 50E--- | 1591 | 2--- | -- | ----- | 50.00 | 1.84 | 11.46 | 0.00 | 0.00 | 39.43 |
| 50E040 | 1593 | 2140 | 00 000000 | ERMS Talent Shw Spon Med | 100.00 | 0.00 | 65.77 | 0.00 | 0.00 | 34.23 |
| 50E--- | 1593 | 2--- | -- | ----- | 100.00 | 0.00 | 65.77 | 0.00 | 0.00 | 34.23 |
| 50E040 | 1594 | 2140 | 00 000000 | ERMS Drama Spon Medicare | 0.00 | 0.00 | 0.00 | 0.00 | 0.00 | 0.00 |
| 50E--- | 1594 | 2--- | -- | ----- | 0.00 | 0.00 | 0.00 | 0.00 | 0.00 | 0.00 |
| 50E040 | 1598 | 2120 | 00 000000 | ERMS Dance/Grad IMRF | 0.00 | 0.00 | 0.00 | 0.00 | 0.00 | 0.00 |
| 50E040 | 1598 | 2130 | 00 000000 | ERMS Dance/Grad FICA | 0.00 | 4.84 | 4.84 | 0.00 | 0.00 | -4.84 |
| 50E040 | 1598 | 2140 | 00 000000 | ERMS Dance/Grad Medicare | 25.00 | 0.90 | 2.41 | 0.00 | 0.00 | 22.83 |
| 50E--- | 1598 | 2--- | -- | ----- | 25.00 | 5.74 | 7.25 | 0.00 | 0.00 | 17.99 |
| 50E--- | 15-- | ---- | -- | ----- | 8,775.00 | 214.49 | 2,321.09 | 0.00 | 0.00 | 6,542.08 |
| 50E050 | 1700 | 2120 | 00 000000 | ERHS Dr Ed TA IMRF | 0.00 | 0.00 | 0.00 | 0.00 | 0.00 | 0.00 |
| 50E050 | 1700 | 2130 | 00 000000 | ERHS Dr Ed TA FICA | 0.00 | 0.00 | 0.00 | 0.00 | 0.00 | 0.00 |
| 50E050 | 1700 | 2140 | 00 000000 | ERHS Dr Ed Medicare | 700.00 | 52.39 | 242.53 | 0.00 | 0.00 | 471.35 |
| 50E--- | 1700 | 2--- | -- | ----- | 700.00 | 52.39 | 242.53 | 0.00 | 0.00 | 471.35 |
| 50E--- | 17-- | ---- | -- | ----- | 700.00 | 52.39 | 242.53 | 0.00 | 0.00 | 471.35 |
| 50E550 | 1900 | 2120 | 00 550000 | TAOEP IMRF | 401.00 | 0.00 | 400.24 | 0.00 | 0.00 | 0.76 |
| 50E750 | 1900 | 2120 | 00 750000 | TAOEP IMRF | 3,800.00 | 369.79 | 1,694.38 | 0.00 | 0.00 | 2,337.55 |
| 50E550 | 1900 | 2130 | 00 550000 | TAOEP FICA | 181.00 | 0.00 | 180.88 | 0.00 | 0.00 | 0.12 |

011

| Account Level | | | | 2012-13 | December 2012-13 | 2012-13 | 2012-13 | Encumbered | 2012-13 | |
|---------------|------|------|----|---------------------------------|------------------|------------------|-------------|----------------|---------|-----------------|
| FDTLOC | FUNC | OBJ | SJ | Description | Budget | Monthly Activity | FY Activity | Batch Activity | Amount | Available Funds |
| 50E750 | 1900 | 2130 | 00 | 750000 TAOEP FICA | 2,000.00 | 170.26 | 756.90 | 0.00 | 0.00 | 1,327.45 |
| 50E550 | 1900 | 2140 | 00 | 550000 | 43.00 | 0.00 | 42.28 | 0.00 | 0.00 | 0.72 |
| 50E750 | 1900 | 2140 | 00 | 750000 | 400.00 | 39.82 | 177.02 | 0.00 | 0.00 | 242.72 |
| 50E--- | 1900 | 2--- | -- | ----- | 6,825.00 | 579.87 | 3,251.70 | 0.00 | 0.00 | 3,909.32 |
| 50E--- | 19-- | ---- | -- | ----- | 6,825.00 | 579.87 | 3,251.70 | 0.00 | 0.00 | 3,909.32 |
| 50E550 | 2110 | 2120 | 00 | 550000 TAEOP IMRF | 608.00 | 0.00 | 607.96 | 0.00 | 0.00 | 0.04 |
| 50E750 | 2110 | 2120 | 00 | 750000 TAOEP IMRF | 0.00 | 0.00 | 0.00 | 0.00 | 0.00 | 0.00 |
| 50E020 | 2110 | 2130 | 00 | 000000 ERES Social Workers FICA | 0.00 | 0.00 | 0.00 | 0.00 | 0.00 | 0.00 |
| 50E550 | 2110 | 2130 | 00 | 550000 TAOEP FICA | 275.00 | 0.00 | 274.72 | 0.00 | 0.00 | 0.28 |
| 50E750 | 2110 | 2130 | 00 | 750000 TAOEP FICA | 0.00 | 0.00 | 0.00 | 0.00 | 0.00 | 0.00 |
| 50E010 | 2110 | 2140 | 00 | 000000 Social Worker Med | 0.00 | 0.00 | 0.00 | 0.00 | 0.00 | 0.00 |
| 50E020 | 2110 | 2140 | 00 | 000000 | 0.00 | 0.00 | 0.00 | 0.00 | 0.00 | 0.00 |
| 50E550 | 2110 | 2140 | 00 | 550000 TAOEP | 67.00 | 0.00 | 66.21 | 0.00 | 0.00 | 0.79 |
| 50E750 | 2110 | 2140 | 00 | 750000 TAOEP Social Worker Med | 250.00 | 20.68 | 92.51 | 0.00 | 0.00 | 167.58 |
| 50E--- | 2110 | 2--- | -- | ----- | 1,200.00 | 20.68 | 1,041.40 | 0.00 | 0.00 | 168.69 |
| 50E050 | 2120 | 2120 | 00 | 000000 ERHS Guid IMRF | 2,500.00 | 180.20 | 1,182.10 | 0.00 | 0.00 | 1,432.55 |
| 50E070 | 2120 | 2120 | 00 | 000000 Century 21 IMRF | 0.00 | 0.00 | 0.00 | 0.00 | 0.00 | 0.00 |
| 50E050 | 2120 | 2130 | 00 | 000000 ERHS Guid FICA | 1,000.00 | 65.92 | 432.83 | 0.00 | 0.00 | 602.90 |
| 50E070 | 2120 | 2130 | 00 | 000000 Century 21 IMRF | 0.00 | 0.00 | 0.00 | 0.00 | 0.00 | 0.00 |
| 50E020 | 2120 | 2140 | 00 | 000000 ERES Guid Med | 750.00 | 52.84 | 316.49 | 0.00 | 0.00 | 459.99 |
| 50E040 | 2120 | 2140 | 00 | 000000 ERMS Guid Medicare | 650.00 | 45.63 | 291.89 | 0.00 | 0.00 | 380.63 |
| 50E050 | 2120 | 2140 | 00 | 000000 ERHS Guid Medicare | 2,500.00 | 172.30 | 1,067.02 | 0.00 | 0.00 | 1,519.78 |
| 50E070 | 2120 | 2140 | 00 | 000000 Century 21 Med | 5.00 | 0.00 | 4.83 | 0.00 | 0.00 | 0.17 |
| 50E470 | 2120 | 2140 | 00 | 470000 21st Cent Med | 0.00 | 3.23 | 15.32 | 0.00 | 0.00 | -13.03 |
| 50E--- | 2120 | 2--- | -- | ----- | 7,405.00 | 520.12 | 3,310.48 | 0.00 | 0.00 | 4,382.99 |
| 50E010 | 2130 | 2120 | 00 | 000000 | 2,000.00 | 159.86 | 741.16 | 0.00 | 0.00 | 1,360.56 |
| 50E010 | 2130 | 2130 | 00 | 000000 District Nurse FICA | 900.00 | 77.51 | 348.80 | 0.00 | 0.00 | 587.32 |
| 50E010 | 2130 | 2140 | 00 | 000000 Dist Nurse Medicare | 2,500.00 | 168.21 | 1,052.80 | 0.00 | 0.00 | 1,530.69 |
| 50E--- | 2130 | 2--- | -- | ----- | 5,400.00 | 405.58 | 2,142.76 | 0.00 | 0.00 | 3,478.57 |
| 50E280 | 2150 | 2120 | 00 | 280000 District Speech IMRF | 0.00 | 0.00 | 0.00 | 0.00 | 0.00 | 0.00 |
| 50E280 | 2150 | 2130 | 00 | 280000 District Speech FICA | 0.00 | 0.00 | 0.00 | 0.00 | 0.00 | 0.00 |
| 50E150 | 2150 | 2140 | 00 | 150000 | 0.00 | 0.00 | 0.00 | 0.00 | 0.00 | 0.00 |
| 50E280 | 2150 | 2140 | 00 | 280000 District Speech Medicare | 3,000.00 | 208.29 | 1,241.60 | 0.00 | 0.00 | 1,862.39 |
| 50E--- | 2150 | 2--- | -- | ----- | 3,000.00 | 208.29 | 1,241.60 | 0.00 | 0.00 | 1,862.39 |
| 50E020 | 2190 | 2120 | 00 | 000000 Supervision Aide IMRF | 4,500.00 | 379.27 | 2,446.55 | 0.00 | 0.00 | 2,288.33 |
| 50E020 | 2190 | 2130 | 00 | 000000 Supervision Aide FICA | 2,400.00 | 195.45 | 1,065.89 | 0.00 | 0.00 | 1,410.80 |
| 50E020 | 2190 | 2140 | 00 | 000000 | 650.00 | 45.70 | 249.27 | 0.00 | 0.00 | 418.67 |
| 50E--- | 2190 | 2--- | -- | ----- | 7,550.00 | 620.42 | 3,761.71 | 0.00 | 0.00 | 4,117.80 |
| 50E--- | 21-- | ---- | -- | ----- | 24,555.00 | 1,775.09 | 11,497.95 | 0.00 | 0.00 | 14,010.44 |
| 50E070 | 2210 | 2120 | 00 | 000000 Cent 21 IMRF | 50.00 | 0.00 | 0.00 | 0.00 | 0.00 | 50.00 |

| Account Level | | | | 2012-13 | December 2012-13 | 2012-13 | 2012-13 | Encumbered | 2012-13 | |
|---------------|------|------|----|-------------|------------------|------------------|-------------|----------------|---------|-----------------|
| FDTLOC | FUNC | OBJ | SJ | Description | Budget | Monthly Activity | FY Activity | Batch Activity | Amount | Available Funds |
| 50E100 | 2210 | 2120 | 00 | 100000 | 0.00 | 0.00 | 13.72 | 0.00 | 0.00 | -13.72 |
| 50E120 | 2210 | 2120 | 00 | 120000 | 25.00 | 0.00 | 0.00 | 0.00 | 0.00 | 25.00 |
| 50E330 | 2210 | 2120 | 00 | 330000 | 50.00 | 0.00 | 0.00 | 0.00 | 0.00 | 50.00 |
| 50E470 | 2210 | 2120 | 00 | 470000 | 0.00 | 0.00 | 12.47 | 0.00 | 0.00 | -12.47 |
| 50E530 | 2210 | 2120 | 00 | 530000 | 0.00 | 0.00 | 0.00 | 0.00 | 0.00 | 0.00 |
| 50E070 | 2210 | 2130 | 00 | 000000 | 50.00 | 0.00 | 0.00 | 0.00 | 0.00 | 50.00 |
| 50E100 | 2210 | 2130 | 00 | 100000 | 0.00 | 6.97 | 13.00 | 0.00 | 0.00 | -13.00 |
| 50E120 | 2210 | 2130 | 00 | 120000 | 25.00 | 0.00 | 0.00 | 0.00 | 0.00 | 25.00 |
| 50E330 | 2210 | 2130 | 00 | 330000 | 500.00 | 0.00 | 8.34 | 0.00 | 0.00 | 491.66 |
| 50E470 | 2210 | 2130 | 00 | 470000 | 0.00 | 0.00 | 12.94 | 0.00 | 0.00 | -12.94 |
| 50E500 | 2210 | 2130 | 00 | 500000 | 25.00 | 0.00 | 0.00 | 0.00 | 0.00 | 25.00 |
| 50E510 | 2210 | 2130 | 00 | 510000 | 25.00 | 0.00 | 0.00 | 0.00 | 0.00 | 25.00 |
| 50E530 | 2210 | 2130 | 00 | 530000 | 25.00 | 0.00 | 0.00 | 0.00 | 0.00 | 25.00 |
| 50E060 | 2210 | 2140 | 00 | 000000 | 0.00 | 0.00 | 0.00 | 0.00 | 0.00 | 0.00 |
| 50E070 | 2210 | 2140 | 00 | 000000 | 50.00 | 0.00 | 0.00 | 0.00 | 0.00 | 50.00 |
| 50E100 | 2210 | 2140 | 00 | 100000 | 0.00 | 46.63 | 178.11 | 0.00 | 0.00 | -153.45 |
| 50E110 | 2210 | 2140 | 00 | 110000 | 0.00 | 6.15 | 6.77 | 0.00 | 0.00 | -6.77 |
| 50E120 | 2210 | 2140 | 00 | 120000 | 200.00 | 0.00 | 0.07 | 0.00 | 0.00 | 199.93 |
| 50E180 | 2210 | 2140 | 00 | 180000 | 0.00 | 0.00 | 1.23 | 0.00 | 0.00 | -1.23 |
| 50E330 | 2210 | 2140 | 00 | 330000 | 750.00 | 11.70 | 33.17 | 0.00 | 0.00 | 716.83 |
| 50E470 | 2210 | 2140 | 00 | 470000 | 0.00 | 0.00 | 39.18 | 0.00 | 0.00 | -39.18 |
| 50E500 | 2210 | 2140 | 00 | 500000 | 150.00 | 0.00 | 0.00 | 0.00 | 0.00 | 150.00 |
| 50E510 | 2210 | 2140 | 00 | 510000 | 500.00 | 0.00 | 0.00 | 0.00 | 0.00 | 500.00 |
| 50E530 | 2210 | 2140 | 00 | 530000 | 100.00 | 0.00 | 0.00 | 0.00 | 0.00 | 100.00 |
| 50E810 | 2210 | 2140 | 00 | 810000 | 0.00 | 0.00 | 0.00 | 0.00 | 0.00 | 0.00 |
| 50E--- | 2210 | 2--- | -- | ----- | 2,525.00 | 71.45 | 319.00 | 0.00 | 0.00 | 2,230.66 |
| 50E020 | 2220 | 2120 | 00 | 000000 | 2,000.00 | 169.12 | 784.09 | 0.00 | 0.00 | 1,323.52 |
| 50E040 | 2220 | 2120 | 00 | 000000 | 9,000.00 | 748.26 | 3,865.39 | 0.00 | 0.00 | 5,602.00 |
| 50E050 | 2220 | 2120 | 00 | 000000 | 2,500.00 | 207.92 | 1,390.90 | 0.00 | 0.00 | 1,241.40 |
| 50E020 | 2220 | 2130 | 00 | 000000 | 1,000.00 | 76.42 | 343.90 | 0.00 | 0.00 | 694.31 |
| 50E040 | 2220 | 2130 | 00 | 000000 | 4,250.00 | 338.12 | 1,701.46 | 0.00 | 0.00 | 2,714.50 |
| 50E050 | 2220 | 2130 | 00 | 000000 | 1,200.00 | 101.34 | 615.69 | 0.00 | 0.00 | 631.29 |
| 50E020 | 2220 | 2140 | 00 | 000000 | 1,000.00 | 77.48 | 468.52 | 0.00 | 0.00 | 571.73 |
| 50E040 | 2220 | 2140 | 00 | 000000 | 1,000.00 | 79.08 | 397.93 | 0.00 | 0.00 | 640.88 |
| 50E050 | 2220 | 2140 | 00 | 000000 | 1,000.00 | 78.27 | 465.27 | 0.00 | 0.00 | 574.23 |
| 50E--- | 2220 | 2--- | -- | ----- | 22,950.00 | 1,876.01 | 10,033.15 | 0.00 | 0.00 | 13,993.86 |
| 50E--- | 22-- | ---- | -- | ----- | 25,475.00 | 1,947.46 | 10,352.15 | 0.00 | 0.00 | 16,224.52 |
| 50E010 | 2310 | 2120 | 00 | 000000 | 1,300.00 | -103.32 | -678.66 | 0.00 | 0.00 | 1,909.28 |
| 50E010 | 2310 | 2130 | 00 | 000000 | 500.00 | 71.44 | 327.79 | 0.00 | 0.00 | 177.65 |
| 50E010 | 2310 | 2140 | 00 | 000000 | 275.00 | 16.71 | 76.67 | 0.00 | 0.00 | 199.60 |

| Account Level | | | | 2012-13 | December 2012-13 | 2012-13 | 2012-13 | Encumbered | 2012-13 | |
|---------------|------|------|----|---------------------------------|------------------|------------------|-------------|----------------|---------|-----------------|
| FDTLOC | FUNC | OBJ | SJ | Description | Budget | Monthly Activity | FY Activity | Batch Activity | Amount | Available Funds |
| 50E--- | 2310 | 2--- | -- | ----- | 2,075.00 | -15.17 | -274.20 | 0.00 | 0.00 | 2,286.53 |
| 50E010 | 2320 | 2120 | 00 | 000000 Supt Office IMRF | 6,000.00 | 354.86 | 2,462.42 | 0.00 | 0.00 | 3,763.37 |
| 50E010 | 2320 | 2130 | 00 | 000000 Supt Office FICA | 2,500.00 | 160.36 | 1,220.43 | 0.00 | 0.00 | 1,359.75 |
| 50E010 | 2320 | 2140 | 00 | 000000 Supt Office Medicare | 3,500.00 | 237.40 | 1,584.75 | 0.00 | 0.00 | 2,033.95 |
| 50E--- | 2320 | 2--- | -- | ----- | 12,000.00 | 752.62 | 5,267.60 | 0.00 | 0.00 | 7,157.07 |
| 50E010 | 2330 | 2120 | 00 | 000000 Asst Supt Sec IMRF | 3,500.00 | 256.02 | 1,687.09 | 0.00 | 0.00 | 1,975.82 |
| 50E070 | 2330 | 2120 | 00 | 000000 Cent 21 Sec IMRF | 25.00 | 0.00 | 0.00 | 0.00 | 0.00 | 25.00 |
| 50E100 | 2330 | 2120 | 00 | 100000 Title I Admin IMRF | 0.00 | 0.00 | 0.00 | 0.00 | 0.00 | 0.00 |
| 50E110 | 2330 | 2120 | 00 | 110000 PreK Administrative IMRF | 0.00 | 113.04 | 288.34 | 0.00 | 0.00 | -216.42 |
| 50E470 | 2330 | 2120 | 00 | 470000 21st cent IMRF | 0.00 | 65.46 | 255.90 | 0.00 | 0.00 | -222.57 |
| 50E500 | 2330 | 2120 | 00 | 500000 Title I IMRF | 300.00 | 0.00 | 0.00 | 0.00 | 0.00 | 300.00 |
| 50E510 | 2330 | 2120 | 00 | 510000 PreK Admin IMRF Prior | 250.00 | 0.00 | 0.00 | 0.00 | 0.00 | 250.00 |
| 50E010 | 2330 | 2130 | 00 | 000000 Asst Supt Sec FICA | 2,000.00 | 115.70 | 746.63 | 0.00 | 0.00 | 1,311.22 |
| 50E070 | 2330 | 2130 | 00 | 000000 Cent 21 FICA | 25.00 | 0.00 | 0.00 | 0.00 | 0.00 | 25.00 |
| 50E100 | 2330 | 2130 | 00 | 100000 Title I Admin FICA | 0.00 | 0.00 | 0.00 | 0.00 | 0.00 | 0.00 |
| 50E110 | 2330 | 2130 | 00 | 110000 PreK Administrative FICA | 0.00 | 44.70 | 107.59 | 0.00 | 0.00 | -85.59 |
| 50E470 | 2330 | 2130 | 00 | 470000 21st cent FICA | 0.00 | 27.04 | 103.88 | 0.00 | 0.00 | -93.23 |
| 50E500 | 2330 | 2130 | 00 | 500000 Title I FICA | 175.00 | 0.00 | 0.00 | 0.00 | 0.00 | 175.00 |
| 50E510 | 2330 | 2130 | 00 | 510000 PreK Admin FICA Prior | 75.00 | 0.00 | 0.00 | 0.00 | 0.00 | 75.00 |
| 50E010 | 2330 | 2140 | 00 | 000000 Bldg & Grnds Dir Med | 1,000.00 | 27.06 | 174.62 | 0.00 | 0.00 | 838.91 |
| 50E070 | 2330 | 2140 | 00 | 000000 | 100.00 | 0.00 | 0.00 | 0.00 | 0.00 | 100.00 |
| 50E100 | 2330 | 2140 | 00 | 100000 Title I Adm Medicare | 0.00 | 111.44 | 161.84 | 0.00 | 0.00 | -111.44 |
| 50E110 | 2330 | 2140 | 00 | 110000 | 0.00 | 10.44 | 25.15 | 0.00 | 0.00 | -20.00 |
| 50E470 | 2330 | 2140 | 00 | 470000 | 0.00 | 6.33 | 24.31 | 0.00 | 0.00 | -21.82 |
| 50E500 | 2330 | 2140 | 00 | 500000 Title I Med | 300.00 | 0.00 | 0.00 | 0.00 | 0.00 | 300.00 |
| 50E510 | 2330 | 2140 | 00 | 510000 | 400.00 | 0.00 | 0.00 | 0.00 | 0.00 | 400.00 |
| 50E--- | 2330 | 2--- | -- | ----- | 8,150.00 | 777.23 | 3,575.35 | 0.00 | 0.00 | 5,004.88 |
| 50E110 | 2331 | 2120 | 00 | 110000 | 0.00 | 43.55 | 226.51 | 0.00 | 0.00 | -186.68 |
| 50E280 | 2331 | 2120 | 00 | 280000 Spec Ed Sec IMRF | 3,000.00 | 187.74 | 1,689.75 | 0.00 | 0.00 | 1,426.74 |
| 50E510 | 2331 | 2120 | 00 | 510000 | 250.00 | 0.00 | 0.00 | 0.00 | 0.00 | 250.00 |
| 50E110 | 2331 | 2130 | 00 | 110000 | 0.00 | 20.45 | 104.65 | 0.00 | 0.00 | -89.99 |
| 50E280 | 2331 | 2130 | 00 | 280000 Spec Ed Sec FICA | 1,750.00 | 91.22 | 768.07 | 0.00 | 0.00 | 1,026.83 |
| 50E510 | 2331 | 2130 | 00 | 510000 | 100.00 | 0.00 | 0.00 | 0.00 | 0.00 | 100.00 |
| 50E110 | 2331 | 2140 | 00 | 110000 | 0.00 | 4.78 | 24.47 | 0.00 | 0.00 | -21.04 |
| 50E280 | 2331 | 2140 | 00 | 280000 Spec Needs Dir Med | 2,000.00 | 110.22 | 754.49 | 0.00 | 0.00 | 1,300.45 |
| 50E510 | 2331 | 2140 | 00 | 510000 | 0.00 | 0.00 | 0.00 | 0.00 | 0.00 | 0.00 |
| 50E--- | 2331 | 2--- | -- | ----- | 7,100.00 | 457.96 | 3,567.94 | 0.00 | 0.00 | 3,806.31 |
| 50E320 | 2333 | 2140 | 00 | 320000 BLDG/GROUNDS DIR MED | 2,000.00 | 32.18 | 630.89 | 0.00 | 0.00 | 1,390.52 |
| 50E--- | 2333 | 2--- | -- | ----- | 2,000.00 | 32.18 | 630.89 | 0.00 | 0.00 | 1,390.52 |
| 50E--- | 23-- | ---- | -- | ----- | 31,325.00 | 2,004.82 | 12,767.58 | 0.00 | 0.00 | 19,645.31 |

| Account Level | | | | 2012-13 | December 2012-13 | 2012-13 | 2012-13 | Encumbered | 2012-13 | | |
|---------------|------|------|----|-------------|-------------------------|------------------|-------------|----------------|---------|-----------------|-----------|
| FDTLOC | FUNC | OBJ | SJ | Description | Budget | Monthly Activity | FY Activity | Batch Activity | Amount | Available Funds | |
| 50E020 | 2410 | 2120 | 00 | 000000 | ERES Principal IMRF | 20,000.00 | 1,213.64 | 8,333.14 | 0.00 | 0.00 | 12,447.84 |
| 50E040 | 2410 | 2120 | 00 | 000000 | ERMS Principal IMRF | 2,500.00 | 333.58 | 2,023.59 | 0.00 | 0.00 | 682.22 |
| 50E050 | 2410 | 2120 | 00 | 000000 | ERHS Principal IMRF | 11,500.00 | 877.34 | 5,792.21 | 0.00 | 0.00 | 6,266.03 |
| 50E020 | 2410 | 2130 | 00 | 000000 | ERES Principal FICA | 9,000.00 | 548.44 | 3,698.63 | 0.00 | 0.00 | 5,578.69 |
| 50E040 | 2410 | 2130 | 00 | 000000 | ERMS Principal FICA | 900.00 | 150.74 | 894.52 | 0.00 | 0.00 | 78.56 |
| 50E050 | 2410 | 2130 | 00 | 000000 | ERHS Principal FICA | 5,000.00 | 396.46 | 2,570.90 | 0.00 | 0.00 | 2,627.33 |
| 50E020 | 2410 | 2140 | 00 | 000000 | ERES Principal Medicare | 6,000.00 | 372.62 | 2,450.93 | 0.00 | 0.00 | 3,736.11 |
| 50E040 | 2410 | 2140 | 00 | 000000 | ERMS Principal Medicare | 2,000.00 | 133.06 | 842.79 | 0.00 | 0.00 | 1,223.20 |
| 50E050 | 2410 | 2140 | 00 | 000000 | ERHS Principal Medicare | 4,000.00 | 294.46 | 1,908.58 | 0.00 | 0.00 | 2,240.17 |
| 50E--- | 2410 | 2--- | -- | ----- | | 60,900.00 | 4,320.34 | 28,515.29 | 0.00 | 0.00 | 34,880.15 |
| 50E--- | 24-- | ---- | -- | ----- | | 60,900.00 | 4,320.34 | 28,515.29 | 0.00 | 0.00 | 34,880.15 |
| 50E010 | 2520 | 2120 | 00 | 000000 | Fiscal Service IMRF | 14,000.00 | 1,051.05 | 7,929.84 | 0.00 | 0.00 | 6,768.49 |
| 50E010 | 2520 | 2130 | 00 | 000000 | Fiscal Services FICA | 6,000.00 | 416.48 | 3,123.73 | 0.00 | 0.00 | 3,093.65 |
| 50E010 | 2520 | 2140 | 00 | 000000 | | 2,000.00 | 97.40 | 730.53 | 0.00 | 0.00 | 1,320.31 |
| 50E--- | 2520 | 2--- | -- | ----- | | 22,000.00 | 1,564.93 | 11,784.10 | 0.00 | 0.00 | 11,182.45 |
| 50E020 | 2540 | 2120 | 00 | 000000 | ERES Cust IMRF | 22,000.00 | 1,661.50 | 11,529.17 | 0.00 | 0.00 | 11,554.50 |
| 50E040 | 2540 | 2120 | 00 | 000000 | ERMS Cust IMRF | 13,500.00 | 910.87 | 6,999.88 | 0.00 | 0.00 | 7,123.62 |
| 50E050 | 2540 | 2120 | 00 | 000000 | ERHS Cust IMRF | 31,000.00 | 2,667.53 | 17,618.38 | 0.00 | 0.00 | 15,129.93 |
| 50E020 | 2540 | 2130 | 00 | 000000 | ERES Cust FICA | 11,000.00 | 808.54 | 5,674.18 | 0.00 | 0.00 | 5,775.68 |
| 50E040 | 2540 | 2130 | 00 | 000000 | ERMS Cust FICA | 7,000.00 | 511.22 | 3,351.87 | 0.00 | 0.00 | 3,916.69 |
| 50E050 | 2540 | 2130 | 00 | 000000 | ERHS Cust FICA | 16,500.00 | 1,225.25 | 7,884.60 | 0.00 | 0.00 | 9,235.52 |
| 50E020 | 2540 | 2140 | 00 | 000000 | | 2,800.00 | 189.10 | 1,326.97 | 0.00 | 0.00 | 1,578.23 |
| 50E040 | 2540 | 2140 | 00 | 000000 | | 2,500.00 | 119.55 | 783.92 | 0.00 | 0.00 | 1,778.89 |
| 50E050 | 2540 | 2140 | 00 | 000000 | | 4,000.00 | 286.57 | 1,844.00 | 0.00 | 0.00 | 2,301.03 |
| 50E--- | 2540 | 2--- | -- | ----- | | 110,300.00 | 8,380.13 | 57,012.97 | 0.00 | 0.00 | 58,394.09 |
| 50E010 | 2541 | 2120 | 00 | 000000 | District Maint IMRF | 9,000.00 | 728.49 | 4,812.15 | 0.00 | 0.00 | 4,651.39 |
| 50E010 | 2541 | 2130 | 00 | 000000 | District Maint FICA | 4,000.00 | 329.01 | 2,128.57 | 0.00 | 0.00 | 2,035.93 |
| 50E010 | 2541 | 2140 | 00 | 000000 | | 1,000.00 | 76.94 | 497.83 | 0.00 | 0.00 | 540.64 |
| 50E--- | 2541 | 2--- | -- | ----- | | 14,000.00 | 1,134.44 | 7,438.55 | 0.00 | 0.00 | 7,227.96 |
| 50E010 | 2542 | 2120 | 00 | 000000 | Dist Summer Maint IMRF | 3,000.00 | 0.00 | 1,430.17 | 0.00 | 0.00 | 1,569.83 |
| 50E010 | 2542 | 2130 | 00 | 000000 | Dist Summer Maint FICA | 3,000.00 | 0.00 | 1,687.72 | 0.00 | 0.00 | 1,312.28 |
| 50E010 | 2542 | 2140 | 00 | 000000 | | 750.00 | 0.00 | 394.37 | 0.00 | 0.00 | 355.63 |
| 50E--- | 2542 | 2--- | -- | ----- | | 6,750.00 | 0.00 | 3,512.26 | 0.00 | 0.00 | 3,237.74 |
| 50E070 | 2550 | 2120 | 00 | 000000 | Cent 21 Trans IMRF | 80.00 | 0.00 | 76.81 | 0.00 | 0.00 | 3.19 |
| 50E080 | 2550 | 2120 | 00 | 000000 | Trans IMRF | 15,500.00 | 871.68 | 8,497.18 | 0.00 | 0.00 | 7,583.89 |
| 50E080 | 2550 | 2120 | 61 | 000000 | | 40,000.00 | 4,411.99 | 21,635.63 | 0.00 | 0.00 | 21,242.75 |
| 50E080 | 2550 | 2120 | 70 | 000000 | | 5,700.00 | 863.67 | 2,808.72 | 0.00 | 0.00 | 3,411.00 |
| 50E100 | 2550 | 2120 | 00 | 100000 | Summer School IMRF | 300.00 | 0.00 | 0.00 | 0.00 | 0.00 | 300.00 |
| 50E110 | 2550 | 2120 | 00 | 110000 | PreK Trans IMRF | 3,000.00 | 721.82 | 2,969.47 | 0.00 | 0.00 | 435.14 |
| 50E210 | 2550 | 2120 | 00 | 210000 | ROE Pre K Trans IMRF | 0.00 | 0.00 | 0.00 | 0.00 | 0.00 | 0.00 |

| Account Level | | | | 2012-13 | December 2012-13 | 2012-13 | 2012-13 | Encumbered | 2012-13 | |
|---------------|------|------|----|-------------|----------------------------|------------------|-------------|----------------|---------|-----------------|
| FDTLOC | FUNC | OBJ | SJ | Description | Budget | Monthly Activity | FY Activity | Batch Activity | Amount | Available Funds |
| 50E470 | 2550 | 2120 | 00 | 470000 | 21st Cent IMRF | 75.00 | 0.00 | 0.00 | 0.00 | 75.00 |
| 50E500 | 2550 | 2120 | 00 | 500000 | Title I Summer School IMRF | 235.00 | 0.00 | 234.10 | 0.00 | 0.90 |
| 50E510 | 2550 | 2120 | 00 | 510000 | Prek Trans IMRF | 205.00 | 0.00 | 204.05 | 0.00 | 0.95 |
| 50E610 | 2550 | 2120 | 00 | 610000 | Trans Voc Ed IMRF | 400.00 | 9.67 | 54.82 | 0.00 | 357.55 |
| 50E620 | 2550 | 2120 | 00 | 620000 | Trans Spec Ed IMRF | 20,000.00 | 898.75 | 10,285.62 | 0.00 | 10,041.08 |
| 50E070 | 2550 | 2130 | 00 | 000000 | Cent 21 Trans FICA | 46.00 | 0.00 | 45.95 | 0.00 | 0.05 |
| 50E080 | 2550 | 2130 | 00 | 000000 | Trans FICA | 8,500.00 | 590.89 | 4,823.31 | 0.00 | 3,956.50 |
| 50E080 | 2550 | 2130 | 61 | 000000 | | 18,000.00 | 1,912.91 | 9,006.64 | 0.00 | 9,991.20 |
| 50E080 | 2550 | 2130 | 70 | 000000 | | 2,000.00 | 369.98 | 1,161.49 | 0.00 | 1,023.05 |
| 50E100 | 2550 | 2130 | 00 | 100000 | Summer School FICA | 200.00 | 0.00 | 0.00 | 0.00 | 200.00 |
| 50E110 | 2550 | 2130 | 00 | 110000 | PreK Trans FICA | 2,000.00 | 369.13 | 1,387.27 | 0.00 | 769.39 |
| 50E210 | 2550 | 2130 | 00 | 210000 | ROE Pre K Trans FICA | 0.00 | 0.00 | 0.00 | 0.00 | 0.00 |
| 50E470 | 2550 | 2130 | 00 | 470000 | 21st Cent FICA | 50.00 | 0.00 | 0.00 | 0.00 | 50.00 |
| 50E500 | 2550 | 2130 | 00 | 500000 | Title I Summer School FICA | 108.00 | 0.00 | 107.90 | 0.00 | 0.10 |
| 50E510 | 2550 | 2130 | 00 | 510000 | Prek Trans FICA | 92.00 | 0.00 | 91.51 | 0.00 | 0.49 |
| 50E610 | 2550 | 2130 | 00 | 610000 | Trans Voc Ed FICA | 200.00 | 9.52 | 30.84 | 0.00 | 173.37 |
| 50E620 | 2550 | 2130 | 00 | 620000 | Trans Spec Ed FICA | 10,000.00 | 466.39 | 4,931.50 | 0.00 | 5,200.77 |
| 50E070 | 2550 | 2140 | 00 | 000000 | | 150.00 | 0.00 | 10.74 | 0.00 | 139.26 |
| 50E080 | 2550 | 2140 | 00 | 000000 | Trans Medicare | 2,500.00 | 138.19 | 1,267.34 | 0.00 | 1,298.08 |
| 50E080 | 2550 | 2140 | 61 | 000000 | | 4,000.00 | 447.37 | 2,106.29 | 0.00 | 2,127.11 |
| 50E080 | 2550 | 2140 | 70 | 000000 | | 1,000.00 | 86.54 | 271.65 | 0.00 | 771.51 |
| 50E100 | 2550 | 2140 | 00 | 100000 | | 100.00 | 0.00 | 0.00 | 0.00 | 100.00 |
| 50E110 | 2550 | 2140 | 00 | 110000 | | 500.00 | 86.33 | 324.47 | 0.00 | 212.16 |
| 50E470 | 2550 | 2140 | 00 | 470000 | | 25.00 | 0.00 | 0.00 | 0.00 | 25.00 |
| 50E500 | 2550 | 2140 | 00 | 500000 | | 25.00 | 0.00 | 25.25 | 0.00 | -0.25 |
| 50E510 | 2550 | 2140 | 00 | 510000 | | 22.00 | 0.00 | 21.42 | 0.00 | 0.58 |
| 50E610 | 2550 | 2140 | 00 | 610000 | | 50.00 | 2.23 | 7.21 | 0.00 | 43.77 |
| 50E620 | 2550 | 2140 | 00 | 620000 | | 2,500.00 | 109.08 | 1,153.37 | 0.00 | 1,377.56 |
| 50E--- | 2550 | 2--- | -- | ----- | | 137,563.00 | 12,366.14 | 73,540.55 | 0.00 | 70,911.15 |
| 50E420 | 2560 | 2120 | 00 | 420000 | Food Service IMRF | 45,000.00 | 3,735.29 | 23,916.27 | 0.00 | 23,505.63 |
| 50E420 | 2560 | 2130 | 00 | 420000 | Food Service FICA | 21,000.00 | 1,743.39 | 10,910.33 | 0.00 | 11,024.30 |
| 50E420 | 2560 | 2140 | 00 | 420000 | | 5,000.00 | 407.70 | 2,551.54 | 0.00 | 2,667.04 |
| 50E--- | 2560 | 2--- | -- | ----- | | 71,000.00 | 5,886.38 | 37,378.14 | 0.00 | 37,196.97 |
| 50E--- | 25-- | ---- | -- | ----- | | 361,613.00 | 29,332.02 | 190,666.57 | 0.00 | 188,150.36 |
| 50E010 | 2620 | 2130 | 00 | 000000 | | 100.00 | 0.00 | 0.00 | 0.00 | 100.00 |
| 50E010 | 2620 | 2140 | 00 | 000000 | | 1,500.00 | 115.31 | 517.00 | 0.00 | 1,040.23 |
| 50E070 | 2620 | 2140 | 00 | 000000 | | 50.00 | 0.00 | 0.00 | 0.00 | 50.00 |
| 50E470 | 2620 | 2140 | 00 | 470000 | | 0.00 | 4.04 | 10.25 | 0.00 | -9.20 |
| 50E--- | 2620 | 2--- | -- | ----- | | 1,650.00 | 119.35 | 527.25 | 0.00 | 1,181.03 |
| 50E010 | 2660 | 2120 | 00 | 000000 | District Comp Tech IMRF | 13,000.00 | 762.11 | 5,144.70 | 0.00 | 8,278.41 |

| Account Level | | | | 2012-13 | December 2012-13 | 2012-13 | 2012-13 | Encumbered | 2012-13 | | |
|---------------|------|------|----|-------------|-----------------------------|------------------|-------------|----------------|---------|-----------------|-----------|
| FDTLOC | FUNC | OBJ | SJ | Description | Budget | Monthly Activity | FY Activity | Batch Activity | Amount | Available Funds | |
| 50E010 | 2660 | 2130 | 00 | 000000 | District Comp Tech FICA | 6,050.00 | 344.39 | 2,283.90 | 0.00 | 0.00 | 3,916.34 |
| 50E010 | 2660 | 2140 | 00 | 000000 | District Comp Tech Medicare | 2,200.00 | 142.47 | 934.43 | 0.00 | 0.00 | 1,331.08 |
| 50E--- | 2660 | 2--- | -- | ----- | | 21,250.00 | 1,248.97 | 8,363.03 | 0.00 | 0.00 | 13,525.83 |
| 50E--- | 26-- | ---- | -- | ----- | | 22,900.00 | 1,368.32 | 8,890.28 | 0.00 | 0.00 | 14,706.86 |
| 50E070 | 2900 | 2120 | 00 | 000000 | Century 21 IMRF | 300.00 | 0.00 | 0.00 | 0.00 | 0.00 | 300.00 |
| 50E470 | 2900 | 2120 | 00 | 470000 | | 0.00 | 0.00 | 59.66 | 0.00 | 0.00 | -59.66 |
| 50E070 | 2900 | 2130 | 00 | 000000 | Century 21 FICA | 200.00 | 0.00 | 0.00 | 0.00 | 0.00 | 200.00 |
| 50E470 | 2900 | 2130 | 00 | 470000 | | 0.00 | 0.00 | 23.70 | 0.00 | 0.00 | -23.70 |
| 50E070 | 2900 | 2140 | 00 | 000000 | Century 21 Med | 200.00 | 0.00 | 0.00 | 0.00 | 0.00 | 200.00 |
| 50E470 | 2900 | 2140 | 00 | 470000 | 21st Cent Med | 25.00 | 12.62 | 61.82 | 0.00 | 0.00 | -32.67 |
| 50E--- | 2900 | 2--- | -- | ----- | | 725.00 | 12.62 | 145.18 | 0.00 | 0.00 | 583.97 |
| 50E--- | 29-- | ---- | -- | ----- | | 725.00 | 12.62 | 145.18 | 0.00 | 0.00 | 583.97 |
| 50E070 | 3000 | 2120 | 00 | 000000 | | 125.00 | 0.00 | 0.00 | 0.00 | 0.00 | 125.00 |
| 50E100 | 3000 | 2120 | 00 | 100000 | Title I Pnt Inl Sec IMRF | 1,000.00 | 4.92 | -5.66 | 0.00 | 0.00 | 985.57 |
| 50E110 | 3000 | 2120 | 00 | 110000 | Pre K Babysit IMRF | 650.00 | 326.78 | 1,510.66 | 0.00 | 0.00 | -657.10 |
| 50E470 | 3000 | 2120 | 00 | 470000 | | 0.00 | -8.66 | -8.88 | 0.00 | 0.00 | 8.88 |
| 50E500 | 3000 | 2120 | 00 | 500000 | Title I Pnt Inl IMRF Pr | 0.00 | 0.00 | 0.00 | 0.00 | 0.00 | 0.00 |
| 50E510 | 3000 | 2120 | 00 | 510000 | | 676.00 | 0.00 | 675.83 | 0.00 | 0.00 | 0.17 |
| 50E070 | 3000 | 2130 | 00 | 000000 | | 0.00 | 0.00 | 0.00 | 0.00 | 0.00 | 0.00 |
| 50E100 | 3000 | 2130 | 00 | 100000 | Title I Pnt Inl Sec FICA | 400.00 | 47.29 | 192.80 | 0.00 | 0.00 | 221.33 |
| 50E110 | 3000 | 2130 | 00 | 110000 | | 200.00 | 147.66 | 662.93 | 0.00 | 0.00 | -390.65 |
| 50E470 | 3000 | 2130 | 00 | 470000 | | 0.00 | 4.91 | 13.38 | 0.00 | 0.00 | -13.38 |
| 50E500 | 3000 | 2130 | 00 | 500000 | Title I Pnt Inl FICA Pr | 0.00 | 0.00 | 0.00 | 0.00 | 0.00 | 0.00 |
| 50E510 | 3000 | 2130 | 00 | 510000 | | 0.00 | 0.00 | 305.38 | 0.00 | 0.00 | -305.38 |
| 50E070 | 3000 | 2140 | 00 | 000000 | | 100.00 | 0.00 | 0.00 | 0.00 | 0.00 | 100.00 |
| 50E100 | 3000 | 2140 | 00 | 100000 | Title I Pnt Inl Medicare | 2,000.00 | 32.68 | 143.50 | 0.00 | 0.00 | 1,870.62 |
| 50E110 | 3000 | 2140 | 00 | 110000 | PreK 0-3 Teach Medicare | 1,500.00 | 90.88 | 376.43 | 0.00 | 0.00 | 1,168.39 |
| 50E470 | 3000 | 2140 | 00 | 470000 | | 0.00 | 14.55 | 30.73 | 0.00 | 0.00 | -27.36 |
| 50E500 | 3000 | 2140 | 00 | 500000 | Title I Prnt Inv Med Pr | 52.00 | 0.00 | 52.04 | 0.00 | 0.00 | -0.04 |
| 50E510 | 3000 | 2140 | 00 | 510000 | PreK 0-3 Medicare Prior | 158.00 | 0.00 | 157.34 | 0.00 | 0.00 | 0.66 |
| 50E--- | 3000 | 2--- | -- | ----- | | 6,861.00 | 661.01 | 4,106.48 | 0.00 | 0.00 | 3,086.71 |
| 50E110 | 3001 | 2140 | 00 | 110000 | PreK 3-5 Teach Medicare | 300.00 | 12.30 | 86.52 | 0.00 | 0.00 | 219.63 |
| 50E510 | 3001 | 2140 | 00 | 510000 | PreK 3-5 Medicare Prior | 49.00 | 0.00 | 48.77 | 0.00 | 0.00 | 0.23 |
| 50E--- | 3001 | 2--- | -- | ----- | | 349.00 | 12.30 | 135.29 | 0.00 | 0.00 | 219.86 |
| 50E110 | 3002 | 2120 | 00 | 110000 | PreK Blk Com Serv IMRF | 500.00 | 0.00 | 0.00 | 0.00 | 0.00 | 500.00 |
| 50E510 | 3002 | 2120 | 00 | 510000 | PreK Com Serv IMRF | 0.00 | 0.00 | 0.00 | 0.00 | 0.00 | 0.00 |
| 50E110 | 3002 | 2130 | 00 | 110000 | PreK Blk Comm Serv FICA | 300.00 | 0.00 | 0.00 | 0.00 | 0.00 | 300.00 |
| 50E510 | 3002 | 2130 | 00 | 510000 | PreK Com Serv FICA | 0.00 | 0.00 | 0.00 | 0.00 | 0.00 | 0.00 |
| 50E110 | 3002 | 2140 | 00 | 110000 | PreK Comm Serv Med | 250.00 | 21.62 | 96.18 | 0.00 | 0.00 | 164.63 |
| 50E510 | 3002 | 2140 | 00 | 510000 | PreK Comm Serv Med Prior | 52.00 | 0.00 | 52.08 | 0.00 | 0.00 | -0.08 |

| Account Level | | | | 2012-13 | December 2012-13 | 2012-13 | 2012-13 | Encumbered | 2012-13 | | |
|----------------------|------|------|----|-------------|---------------------------|------------------|---------------|----------------|------------|-----------------|-----------|
| FDTLOC | FUNC | OBJ | SJ | Description | Budget | Monthly Activity | FY Activity | Batch Activity | Amount | Available Funds | |
| 50E--- | 3002 | 2--- | -- | ----- | 1,102.00 | 21.62 | 148.26 | 0.00 | 0.00 | 964.55 | |
| 50E--- | 30-- | ---- | -- | ----- | 8,312.00 | 694.93 | 4,390.03 | 0.00 | 0.00 | 4,271.12 | |
| 5-E--- | ---- | ---- | -- | ----- | 779,584.00 | 60,752.21 | 384,721.63 | 0.00 | 0.00 | 429,128.59 | |
| 80E320 | 2362 | 3800 | 00 | 320000 | Work Comp Insurance | 150,000.00 | 0.00 | 148,584.00 | 0.00 | 1,416.00 | |
| 80E320 | 2362 | 3900 | 00 | 320000 | Direct pay for W/C visits | 650.00 | 0.00 | 0.00 | 0.00 | 650.00 | |
| 80E--- | 2362 | 3--- | -- | ----- | 150,650.00 | 0.00 | 148,584.00 | 0.00 | 0.00 | 2,066.00 | |
| 80E320 | 2363 | 3800 | 00 | 320000 | Unemployment Insurance | 27,000.00 | 0.00 | 0.00 | 0.00 | 27,000.00 | |
| 80E--- | 2363 | 3--- | -- | ----- | 27,000.00 | 0.00 | 0.00 | 0.00 | 0.00 | 27,000.00 | |
| 80E320 | 2364 | 3800 | 00 | 320000 | Insurance | 17,000.00 | 0.00 | 16,930.00 | 0.00 | 70.00 | |
| 80E--- | 2364 | 3--- | -- | ----- | 17,000.00 | 0.00 | 16,930.00 | 0.00 | 0.00 | 70.00 | |
| 80E320 | 2365 | 3800 | 00 | 320000 | Building Grounds Ins | 72,000.00 | -806.00 | 70,566.00 | 0.00 | 1,434.00 | |
| 80E320 | 2365 | 3810 | 00 | 320000 | Vehicle Ins | 23,000.00 | 0.00 | 22,253.00 | 0.00 | 747.00 | |
| 80E--- | 2365 | 3--- | -- | ----- | 95,000.00 | -806.00 | 92,819.00 | 0.00 | 0.00 | 2,181.00 | |
| 80E320 | 2367 | 1100 | 00 | 320000 | Tort Salaries | 380,250.00 | 0.00 | 52,747.93 | 0.00 | 327,502.07 | |
| 80E--- | 2367 | 1--- | -- | ----- | 380,250.00 | 0.00 | 52,747.93 | 0.00 | 0.00 | 327,502.07 | |
| 80E320 | 2367 | 3190 | 00 | 320000 | Background Checks | 12,500.00 | 52.00 | 11,090.00 | 0.00 | 1,410.00 | |
| 80E--- | 2367 | 3--- | -- | ----- | 12,500.00 | 52.00 | 11,090.00 | 0.00 | 0.00 | 1,410.00 | |
| 80E320 | 2369 | 3800 | 00 | 320000 | Legal Fees | 28,000.00 | 410.46 | 11,736.46 | 210.00 | 16,053.54 | |
| 80E--- | 2369 | 3--- | -- | ----- | 28,000.00 | 410.46 | 11,736.46 | 210.00 | 0.00 | 16,053.54 | |
| 80E320 | 2372 | 3800 | 00 | 320000 | Vehicle Insurance | 0.00 | 0.00 | 0.00 | 0.00 | 0.00 | |
| 80E--- | 2372 | 3--- | -- | ----- | 0.00 | 0.00 | 0.00 | 0.00 | 0.00 | 0.00 | |
| 80E--- | 23-- | ---- | -- | ----- | 710,400.00 | -343.54 | 333,907.39 | 210.00 | 0.00 | 376,282.61 | |
| 8-E--- | ---- | ---- | -- | ----- | 710,400.00 | -343.54 | 333,907.39 | 210.00 | 0.00 | 376,282.61 | |
| 90E370 | 2530 | 3100 | 00 | 370000 | L/S MS Contractors | 0.00 | 0.00 | 0.00 | 0.00 | 0.00 | |
| 90E370 | 2530 | 3160 | 00 | 370000 | L/S MS Arch Fees | 0.00 | 0.00 | 0.00 | 0.00 | 0.00 | |
| 90E010 | 2530 | 3190 | 00 | 000000 | L/S Purchases Services | 103,000.00 | 2,450.00 | 10,018.50 | 1,099.05 | 4,042.48 | 87,839.97 |
| 90E370 | 2530 | 3190 | 00 | 370000 | L/S MS Oth Pur Serv | 50,000.00 | 0.00 | 0.00 | 0.00 | 50,000.00 | |
| 90E010 | 2530 | 3240 | 00 | 000000 | L/S Contractor Fees | 0.00 | 0.00 | 0.00 | 0.00 | 0.00 | |
| 90E--- | 2530 | 3--- | -- | ----- | 153,000.00 | 2,450.00 | 10,018.50 | 1,099.05 | 4,042.48 | 137,839.97 | |
| 90E010 | 2530 | 4100 | 00 | 000000 | L/S Supplies | 26,000.00 | 0.00 | 3,435.57 | 455.00 | 2,350.59 | 19,758.84 |
| 90E--- | 2530 | 4--- | -- | ----- | 26,000.00 | 0.00 | 3,435.57 | 455.00 | 2,350.59 | 19,758.84 | |
| 90E010 | 2530 | 5500 | 00 | 000000 | L/S Equipment | 6,000.00 | 930.42 | 2,273.83 | 0.00 | 3,726.17 | |
| 90E--- | 2530 | 5--- | -- | ----- | 6,000.00 | 930.42 | 2,273.83 | 0.00 | 0.00 | 3,726.17 | |
| 90E--- | 25-- | ---- | -- | ----- | 185,000.00 | 3,380.42 | 15,727.90 | 1,554.05 | 6,393.07 | 161,324.98 | |
| 9-E--- | ---- | ---- | -- | ----- | 185,000.00 | 3,380.42 | 15,727.90 | 1,554.05 | 6,393.07 | 161,324.98 | |
| --E--- | ---- | ---- | -- | ----- | 20,283,343.00 | 1,601,993.70 | 10,567,592.01 | 98,237.52 | 828,488.61 | 9,413,902.96 | |
| Grand Revenue Totals | | | | | 19,270,801.00 | 767,129.82 | 11,877,458.19 | 1,245.00 | 0.00 | 7,392,097.81 | |
| Grand Expense Totals | | | | | 20,283,343.00 | 1,601,993.70 | 10,567,592.01 | 98,237.52 | 828,488.61 | 9,413,902.96 | |
| Grand Totals | | | | | 1,012,542.00 | 834,863.88 | 1,309,866.18 | 96,992.52 | 828,488.61 | 2,021,805.15 | |

| Account Level | | | | 2012-13 | December 2012-13 | 2012-13 | 2012-13 | Encumbered | 2012-13 |
|---------------|------|-----|----|---------|------------------|-------------|----------------|------------|-----------------|
| FDTLOC | FUNC | OBJ | SJ | Budget | Monthly Activity | FY Activity | Batch Activity | Amount | Available Funds |
| Description | | | | Loss | Loss | Profit | Loss | Loss | Loss |

Number of Accounts: 1734

***** End of report *****

Superintendent's Annual Report January 17, 2013

Annually, the Superintendent, with the assistance of her administrative team, shall:

- 1) evaluate student performance, which shall include, but not be limited to, student performance or standardized tests such as performance on the Illinois Standards Achievement Test (ISAT), completion of the curriculum, attendance, and dropout rates;
- 2) review the curriculum and instructional services, and
- 3) report to the school board on findings as to student performance and recommendations, if any, for curriculum or instructional changes as a result of the evaluation of student performance.

In October we accepted the 2012 School Report Card, but had little time to discuss it. Tonight I will review the Report Card, share reflections from this past year, and then highlight our challenges and opportunities for the new year and decade.

- I. Each of you has a copy of the 2012 district report card. You will see that in 2012 we had 2,152 students – 1,063 at ERES, 451 at ERMS and 638 at ERHS. Our low-income rate was 50.9% with a rate of 58.2% at the elementary, 51.7% at the middle school, and 38.2% at the high school. The high school dropout rate was 1.9%. Our mobility rate for the district was 19.3%. The attendance rate was 94.3%.

Parental contact was 95.3%. The student-to-staff ratios at all levels are slightly above state averages at the elementary and slightly below state average for pupil to secondary teachers and equal for pupil to certified staff. The pupil-administrator ratio is higher than state average. The average class size is higher than the state average with exceptions at Kindergarten. We have more time devoted to mathematics at the 6th & 8th grade level than the state average, but fewer minutes in English/Language Arts at the 6th and 8th grade level. Science and Social Studies time at the 3rd grade level is less.

We had 132 teachers with a high percentage of female teachers. 56.1% of the teachers have a bachelor's degree and 43.9% have a master's degree. All teachers are highly qualified.

The School District Financial section shows the average teacher's salary is below state average. The average administrator's salary is above the state average. In 2010-2011 we exceeded the state average for expenses in general administration, and supporting services. We were below the state average for instruction cost and other expenditures. Our budget is approximately \$19.6M with about 40.1% local funds, 49.9% general state aide, and other state funding and 10.1% federal funding.

The 2009 Equalized Assessed Valuation per pupil was \$79,684 with a tax rate of \$4.18. Our 2010-2011 Instructional Expenditure per pupil was \$4,464 and our Operating Expenditure was \$8,664 per pupil.

The ACT composite score was 20.5. The 4-year graduation rate was 86.2% including 86.2% males, 86.1% females, 81% students with disabilities, and 76.7% economically disadvantaged.

The next two pages are a report of state scores on state assessments on the National Assessment of Educational Progress.

Overall performance shows the district above the state average on all tests. The Report Card continues at each grade level to provide us information for each sub-group. Administrators and teachers have analyzed this information for their individual school improvement plan, which we accepted in December. The district did not make Annual Yearly Progress (AYP); nor did our schools.

Briefly AYP is determined by several factors:

- All students and subgroups of 45 or more students must meet targets
- For ERCU#1 we have subgroups of gender, students with disabilities and economically disadvantaged.
- 95% of all students and subgroups must be tested for reading and mathematics
- Meet the minimum target for attendance rate for elementary and middle schools or graduation rate for high school

And then we must:

- Meet the minimum annual target for meeting/exceeding for all students and subgroups.

The 2012 target for students to meet and/or exceed was 85%.

The State Board of Education has requested a waiver for the No Child Left Behind (NCLB) legislation that requires 100% of all students and subgroups of students to meet or exceed state standards by 2014. The waiver has not been approved. Therefore, we will continue to come to you and our community with good achievement and good results, but not be making AYP or having all students meet and or exceed

One of the best things about the NCLB legislation was the focus on student achievement. It got lost some in all of the many rules and regulations; however the end result is student learning. That will continue to be our focus as we move to the Common Core Standards, align our local and state assessments, continue refining our teacher and principal evaluations to meet the new performance requirements, and prepare for the new school report card. We are confident that we can use our professional expertise and some Southern Illinois common sense to make NCLB Legislation and Senate Bill 7 work for students, staff, and our community.

East Richland Community Unit #1 has a rich history of excellence in education. The community has always valued education and their children. From consolidation of rural one-room schools to state-of-the-art facilities today, the community has voted and paid for safe buildings. You can read elsewhere in this publication the History of Education in Richland County written by Mr. Harry Hillis, long time secretary to the ERCU #1 Board of Education as well as to the Illinois Eastern Community College District. This overview of the district will focus on the 21st Century of Education in Richland County.

ERCU #1 currently consists of three state of the art facilities – East Richland Elementary School, East Richland Middle School, and East Richland High School. The district serves the majority of Richland County as well as portions of Wayne and Jasper Counties for a total of 256 square miles.

A seven member Board of Education sets policy for the district, approves the budget/expenditures, hires the Superintendent, and sets the direction for the district. At ERCU #1 we have Board members that represent the community and understand that excellent schools are important for students, but also for the growth of a community.

We have eight administrators, 150 teachers, and 135 support staff. These people are essential to the success of the district. They are the first greeting in the morning and often the last smile in the evening. Currently we have 2,150 students with 641 students at ERHS, 462 students at ERMS, and 1,047 at ERES. These students are the best and they represent the hope and future for this community and this country!

The budget is approximately \$19 million dollars with about 40% coming from local property taxes and the remainder from the state and federal governments. Over the past decade the district has been fortunate enough to receive grant funds to provide for professional development and technology in the classrooms. As with any business the district works hard to balance a budget. These past few years have been challenging and yet we continue to work hard to be good stewards of tax dollars.



It was January of 2000 when the East Richland Community District staff along with community members moved into the East Richland Elementary School located at 1001 North Holly Road. It was a time of celebration and yet some tears as three schools (Cherry, Central, and Silver) closed to create the new ERES. It was in 2002 that Claremont closed and all elementary students were together. With the cooperation from all adults and children, this school soon

became the place where children felt they belonged for it was a place that they learned and found much success. Indeed that became the ERES vision: We belong; We learn; We succeed. Ask any student you meet in the hallway and they will know the vision as well as the Mission statement which is: To develop respectful, responsible learners and leaders.

Reading is the cornerstone at ERES. The goal is that all children learn to read at grade level by the end of third grade and we work hard to attain that goal year after year. The Reading program won the International Reading Association Award and is well recognized in the area.

ERES is a Leader in Me school and they host training programs for educators from Illinois and the surrounding states. The students know what it is to be proactive, begin with the end in mind, put first things first, think win-win, seek first to understand and be understood, synergize, sharpen the saw, and the 8th habit of Find Your Voice. ERES students become learners and leaders. Leadership is celebrated monthly with a Student Leadership Day. They keep data notebooks, have assigned school jobs, do service projects, and lead their own conferences with their parents and teacher.

LEGO education began in the elementary school several years ago after we received a federal math and science grant. Since that time we have done We-Do robots, Lego Serious Play, and now Build to Express. Teachers from ERES serve on the International Lego Advisory Panel. ERES students are featured on and in catalogues and pamphlets advertising Legos. We have skyped with Lego personnel in Denmark and as a result students at ERES have a window to the world. The motto for ERES is: Ordinary people doing extraordinary things. That's what happens every day!

The East Richland Middle School was built in 1976 as an Open Concept. At the end of the 1980's and the beginning of the 1990's walls were added and the building changed to a more traditional setting. By 2008 the need to replace the heating, air-conditioning, and ventilation system created a major renovation for the building. In 2009 students were housed at three different locations within the community and ERMS was gutted and rebuilt as a modern, high tech building that meets the needs of adolescents. Walking in the first day of school in August, 2009 students were amazed at the new building, beautiful colors, and exciting learning opportunities.



With a school wired for the 21st Century, the next logical step was to put technology into the hands of our students. The 1:1 laptop grant program became available and all teachers signed on as supportive of changing their instruction. When 500 Apple iPads arrived and were given out to students the excitement and joy within the building was unparalleled. These devices are used during the school day to enhance instruction, increase student engagement, and implement project-based learning throughout the school. School districts are coming weekly to visit and learn from our staff and students.

Technology has made a difference at ERMS but students still have the opportunity to complete core subject areas, have an advisory time, explore extended learning options, and participate in extra -

curricular activities. The mission of the school is to **STRETCH** the mind, **STRENGTHEN** the Body, and **SHOW** the SPIRIT! The Vision is to be a place where students are **EMPOWERED** to **LEARN**, **GROW**, and **UNITE** for the purpose of becoming **TOMORROW'S LEADERS**. Visit ERMS and you will see that vision and mission in practice daily!



East Richland High School is the flagship school of the district and was built in 1952. It was remodeled in 2002 to provide a new heating, air conditioning, and ventilation system as well many other improvements. Alumni returning to the building are quick to praise the appearance of the building. The building is wired to accommodate the technology required currently as well as in the future. With the wireless capability high school students too will be able to have 1:1 technology.

The mission of ERHS is “excellence in teaching and learning for each and every student.” The mission is accomplished through a dedicated faculty that strives to provide all students with a rigorous and relevant 21st Century curriculum. Students are challenged and stretched academically at ERHS, but attention is also given to a student’s emotional, social, and physical developments.

ERHS has a 4-Block schedule that allows students to take four classes per day with each class lasting 82 minutes. With this schedule, students are able to earn 28 credits for graduation and balance core academic and elective courses. Students leaving ERHS after four years are well-prepared for college, career, and citizenship. They have the opportunity to take many classes for college credit which can be transferred to two and four year institutions within degree programs or they may transfer to vocational programs that allow a student to receive certification in various career fields.

Extra-curricular programs at ERHS are extensive. Students can participate in a full range of athletic, academic, music or fine arts activities. The Future Farmers of America (FFA) chapter is one of the top ten programs in the state. Students can be part of the Junior Recruiting Officer Training Corps (JROTC) or any of the many other clubs and organizations. Athletically, the Tigers are competitive year after year in a wide variety of athletic events. State, regional, and local honors are valued and recognized by the students, district, and community. It’s fun to cheer on the Tigers!

In 2010, the Global Initiative exchange program with Gars, Germany was established. Students and staff members from ERHS visited Bavaria in June of 2011. They were immersed in the culture and daily life of the German students and their families. In March of 2012, German students and staff members visited Olney. Students stayed in our homes and visited our school. It was an exciting opportunity to learn and share with others. We hope to continue this program in the future for it allows our students to learn and experience the world they live in.

ERHS was honored to be chosen by the State of Illinois as one of five schools in the state to participate in a Bill and Melinda Gates foundation grant through the International Center for Leadership in Excellence.

Staff received learning opportunities that have been implemented within the curriculum. Our district is now part of a program called “Race to the Top” which is federally funded. We joined this group of 37 schools in Illinois because the goals of the program are aligned with ours and we believe that this is work that will be beneficial to the district and our students.



Currently we have 140 kindergarten students. They are 5 or 6 years of age and they will graduate in 2025. We ask – What are the skills these kindergarten students will need to be successful in 2025 and beyond? Our challenge is to have that 2025 and beyond vision!

With that in mind we are looking at opportunities for the district.

- We will have to work hard to find new resources and to use those resources wisely.
- We will offer strong academic, athletic, and extra-curricular programs.
- We will provide excellent instruction that engages the 21st Century student.
- We will promote positive relationships.
- We will practice the 8 Habits of Highly Effective People.
- We will focus on students and adults learning together. AND
- We will have FUN!

Schools are a reflection of their community. We are fortunate to be in Richland County where schools, teachers, and students are respected and valued.

Thank you for supporting East Richland Community Unit #1! The future for East Richland Community Unit #1 is OUR CHILDREN!

ERES continues to focus on its vision and mission. The vision is : We belong! We learn! We succeed! The Mission: To develop respectful, responsible learners and leaders. Both are at the heart of all we do as we educate the whole child believing in high expectations and doing what is right for children. Learning at ERES involves rigor, relevance, and relationships.

ERES is a Leader in Me School, utilizing the 8 habits of Stephen Covey, has a huge impact on the school. All classrooms have their own mission statements. In fact, many students have developed their own mission statements and live by them. In February ERES will have a pre-review for becoming a Lighthouse School. Currently, there are 30 schools in the world with Lighthouse Status and 1,081 Leader in Me Schools. ERES hopes to be named a Lighthouse School later this year and become a member of this elite group for its student leadership. The unique part of ERES and its leadership model is it is the only school that has developed Habit #8 “Find your Voice”.

Another favorite of ERES is the monthly themed Leadership Day hosted by a different grade level each month. The Dining Hall staff serve a leadership lunch complete with student created decorations and tablecloths to celebrate being leaders. The theme for each month is one of the habits and activities are inspired by the grade level hosting.

Besides learning and leadership, another ERES favorite is Lego. In November the school hosted the first ever BuildToExpress Workshop for LEGO Education inviting educators throughout the US. The students love to learn with LEGO bricks and use their creativity to enhance their thinking and share with all.

The Fuel Up to Play 60 Program was a big hit with intermediate students last spring. Students were invited to attend the before and after school program concentrating on fitness and nutrition. The students look forward to a repeat of this program as it begins soon. Participation was at capacity. We are working to expand the program by adding community volunteers from the Chamber of Commerce.

Receiving IPADS in August for each teacher has been a plus. They are used for teachers learning and often students are using the IPADS, too. Students wish they had more IPADS as they make learning the best!

Data is a focus for students and teachers at ERES. Students have their own data notebook recording their achievement as well as setting academic and personal goals. Teachers review data regularly as they complete data charts. Classrooms celebrate achievement as data walls or data doors share the progress of the class for reading, math, and behavior. Students in grades 2-5 have student led conferences.

During this year the school is focusing on two school-wide goals:

1. 85% of the students will have zero office referrals each month

For September, October, November, and December 97% of the PK – Grade 5 students have had zero office referrals.

2. 90% of the students will meet their trimester reading goal – For the first trimester 85% of the students met their reading goal.

In closing, we have much greatness to share from ERES as we create 21st century learners. It is important to acknowledge the hard work and dedication of our teachers and staff daily along with our many community members that support the school.

ERMS 2012 and Beyond

For the past 3 years, the Mission of East Richland Middle School has been to **Stretch the Mind, Strengthen the Body, and Show the Spirit**. The curriculum we teach, programs we offer, opportunities we provide, and decisions we make all come back to this idea.

In the field of technology, 2012 saw ERMS establish itself as a go-to spot for educators wishing to improve their instruction through the use of all types of technology. We hosted educators from approximately 10-15 schools on 5 separate "Tech Site Visits." During these visits our students and faculty alike demonstrated how we use technology at ERMS on a regular basis to improve instruction. Last May, ERMS hosted the first annual Star Tech Conference where more than 200 primary to college level educators from throughout the state were able to choose from over 40 presentations on using technology in education. Faculty from ERMS, ERES, and ERHS worked together to put on what was widely regarded as one of the best tech conferences ever for most attendees. At the student level, our kids continue to use their iPads on a daily basis for everything from basic note taking, to audio/video project creation, to student collaboration, to data collection, to immediate and efficient research, and much much more.

2012 also saw ERMS complete its third year of the 5th Block after school program. This program continues to provide a place for students to be stimulated and excited about learning from 3:00-5:30 in the evening four days a week. This completely voluntary program has attendance that runs about 40-80 students a day depending on the time of year. Activities and opportunities provided consist of homework help, physical fitness, gaming, arts and crafts, field trips to local businesses, cooking, sewing, book clubs, and the list goes on. ERMS faculty as well as community members and ERHS students work together to provide the instruction.

In October of 2012 ERMS hosted the Rachel's Challenge program as a launching pad for our quest to create more positive relationships throughout the school and community. This is a nationally recognized program that brought an inspirational message to our elementary school, middle school, high school, and over 300 members of the community. Since October, ERMS has established the last day of each month at ERMS as a "Challenge Day." On these days we promote the new theme for the month, we Mix-it-Up at Lunch, and we have an all school assembly where students are recognized for good deeds and teachers and students alike present their thoughts on Rachel's Challenge. We have established a "Chain Reaction Starter" on the school website where anyone can honor a student or staff member for a good deed. As of writing this, 226 acts of kindness have been recorded and recognized.

Over the past year, the ERMS faculty has embraced the Common Core State Standards and are diligently working to align our curriculum ahead of schedule. In math particularly we have already redone our program offerings to ensure that all 8th grade

students will be ready for the new program at ERHS next year. In the area of literacy, our staff in Language Arts classrooms and beyond are providing more and more opportunities for students to read, analyze, and evaluate works of both fiction and non-fiction.

In April of 2012, ERMS put on its 7th annual Living Wax Museum. At this event, the entire 8th grade class researches, dresses up as, and acts out monologues of their heroes. Patrons of the event place change in a bucket to bring the Heroes to life. Each year the proceeds of the event are donated to a recipient chosen by the class. Since 2005 our students have raised over ten thousand dollars for cancer survivors, the Humane Society, and others. Stay tuned for more information on this year's event.

In March of 2012, ERMS hosted its 6th annual One Book/One Community program. In this program one book is chosen and distributed to over 400 students and community members. Each person receiving a book is encouraged to read and pass it on. The last four years we have also hosted the author of the book selection to do author visits with each class of students as well as book autograph sessions in the community. In February of this year we will put on our 7th program with perhaps our most inspirational book yet.

Participation in extra-curricular activities at ERMS is as high as it has been in over a decade. The vocal program offers 5 different choirs, and engages over 130 students with next year's numbers projected to be even higher. The band program offers traditional band for 6-8th grade as well as jazz band for the older students. Over 145 students participated in band this year with next year's numbers projected to be higher as well. These numbers should put us at better than 50% of our students participating in the music program next year. Over 60 students participated in cross country this year during one of the hottest months in recent history. 60-70 students will participate in track and field this spring. And we continue to have solid numbers of students trying out for volleyball, basketball, and cheerleading in a time when many schools are not.

The challenges for ERMS in the very near future center around our ability to move forward with and grow what we are already doing. The 1:1 technology grant has taken us to new heights from which we would rather not return. When the hardware becomes obsolete or run down, we will need to replace. This is probably only two years away at best. The 5th Block after school program is grant funded and will expire after next year. Funding such a program on our own will be difficult. The continuation of these two programs and many of the others I have mentioned are top priorities and must be addressed. Doing without cannot be an option. Our Vision is **to be a place where students are empowered to learn, grow, and unite for the purpose of becoming tomorrow's leaders**. We consider ERMS itself to be a leader in providing academic, social, and emotional services to students and we intend to remain that way.

2013 State of the District ERHS Athletics & Activities

One of the most important predictors for the level of a student's success in high school is the degree to which he/she feels "connected" to the school. In addition to being an excellent learning institution, East Richland High School offers a wide variety of extra-curricular and co-curricular activities along with numerous clubs and organizations. These activities play an integral part in the development of a well-rounded student and contribute to the core expectations of respect, responsibility, and work ethic. In addition, these opportunities further enhance personal skill development such as teamwork and leadership.

The FFA chapter is very active and continues to be recognized as one of the best in the state. The band and choral programs are growing in numbers, whether performing on the field during marching band season or displaying their musical talents during basketball games or at concerts in Sliva Auditorium.

The JROTC program is very active in the community and has become a staple at home football and basketball games through the presentation of the colors. For those who enjoy performing on stage, the annual musical production is a great way to showcase singing and acting talents, while the yearbook, known as The Olean, provides students with the opportunity to put their creative minds to work.

Over the last several years, the Construction Club has taken a trip to New Orleans to help rebuild areas devastated by Hurricane Katrina. This meaningful experience has been educational to the students and adults alike.

There is a lot of pride taken in maintaining our facilities at ERHS. Ron Herrin Gym received a "facelift" this past summer that included new lighting and a refurbished floor. This has taken one of the best athletic venues in southeastern Illinois and made it even more appealing to spectators.

East Richland High School also has a long-standing tradition in the area of athletics. There are currently 9 sports offered to boys and 10 offered to girls. Co-op agreements are currently held with West Richland High School in girls' soccer and boys' and girls' track & field. 252 student-athletes, which comprised nearly 40% of the ERHS student body, were involved in at least one sport during the 2011-12 school year.

There were many team accomplishments on the field and court throughout the school year. In the fall of 2011, boys' soccer and boys' cross country both won Regional titles while the girls' tennis team achieved perfection by going undefeated in dual matches on their way to Apollo Conference and Sectional titles. The boys' basketball team was crowned champions of the Capital Classic, Carmi-White Co. Invitational Tourney, Apollo Conference, and Regional on their way to amassing a memorable 27-5 record. The baseball team closed out the 2011-12 campaign with a Regional championship on their way to another successful season while the boys' tennis team accomplished a three-peat by winning the Apollo Conference for the 3rd year in a row.

Change was in the air as we approached the fall of 2012. We officially moved from the Apollo Conference to the Little Illini Conference, experiencing immediate success. Boys' golf, girls' tennis, boys' cross country, and football all were crowned conference champions in their inaugural year in the LIC. Friday nights were magical as the football team went from 1-8 in 2011 to 9-2, including a first-round playoff victory over perennial power Breese Mater Dei. The girls' basketball team recently won the Mattoon Holiday Tourney and is in contention for the regular season conference title.

In conclusion, East Richland High School has something for everyone. The educational opportunities along with the extra-curricular and co-curricular activities allow for students to graduate being fully prepared for the next stage of their lives.

East Richland CUSD 1

Olney, ILLINOIS



ILLINOIS DISTRICT REPORT CARD

State and federal laws require public school districts to release report cards to the public each year.

Starting in 2009, charter school information is included in district statistics.

STUDENTS

RACIAL/ETHNIC BACKGROUND AND OTHER INFORMATION

| | White | Black | Hispanic | Asian | Native Hawaiian /Pacific Islander | American Indian | Two or More Races | Percent Low-Income | Percent Limited-English-Proficient | Percent IEP | High Sch. Dropout Rate | Chronic Truancy Rate | Mobility Rate | Attendance Rate | Total Enrollment |
|-----------------|-------|-------|----------|-------|-----------------------------------|-----------------|-------------------|--------------------|------------------------------------|-------------|------------------------|----------------------|---------------|-----------------|------------------|
| District | 95.6 | 0.3 | 1.6 | 1.0 | 0.1 | 0.1 | 1.2 | 50.9 | 0.0 | 11.4 | 1.9 | 2.8 | 19.3 | 94.3 | 2,152 |
| State | 51.0 | 18.0 | 23.6 | 4.2 | 0.1 | 0.3 | 2.8 | 49.0 | 9.4 | 13.6 | 2.5 | 8.6 | 13.1 | 94.4 | 2,066,692 |

Low-income students come from families receiving public aid; live in institutions for neglected or delinquent children; are supported in foster homes with public funds; or are eligible to receive free or reduced-price lunches. IEP students are those students eligible to receive special education services.

Limited-English-proficient students are those students eligible for transitional bilingual programs.

Mobility rate is based on the number of times students enroll in or leave a school during the school year.

Chronic truants are students who are absent from school without valid cause for 18 or more of the last 180 school days.

Total Enrollment is based on Home School.

INSTRUCTIONAL SETTING

| PARENTAL CONTACT* | | STUDENT-TO-STAFF RATIOS | | | |
|-------------------|---------|--------------------------|-------------------------|-----------------------|---------------------|
| | Percent | Pupil-Teacher Elementary | Pupil-Teacher Secondary | Pupil-Certified Staff | Pupil-Administrator |
| District | 95.3 | 19.4 | 15.9 | 13.7 | 258.3 |
| State | 95.3 | 18.9 | 18.8 | 13.7 | 205.0 |

* Parental contact includes parent-teacher conferences, parental visits to school, school visits to home, telephone conversations, and written correspondence.

AVERAGE CLASS SIZE (as of the first school day in May)

| Grades | K | 1 | 2 | 3 | 4 | 5 | 6 | 7 | 8 | 9 - 12 |
|-----------------|------|------|------|------|------|------|------|------|------|--------|
| District | 20.3 | 22.6 | 22.8 | 25.9 | 24.8 | 26.0 | 24.3 | 24.2 | 25.2 | 31.0 |
| State | 20.9 | 21.2 | 21.5 | 22.0 | 22.4 | 22.8 | 22.4 | 21.3 | 21.5 | 19.2 |

TIME DEVOTED TO TEACHING CORE SUBJECTS (Minutes Per Day)

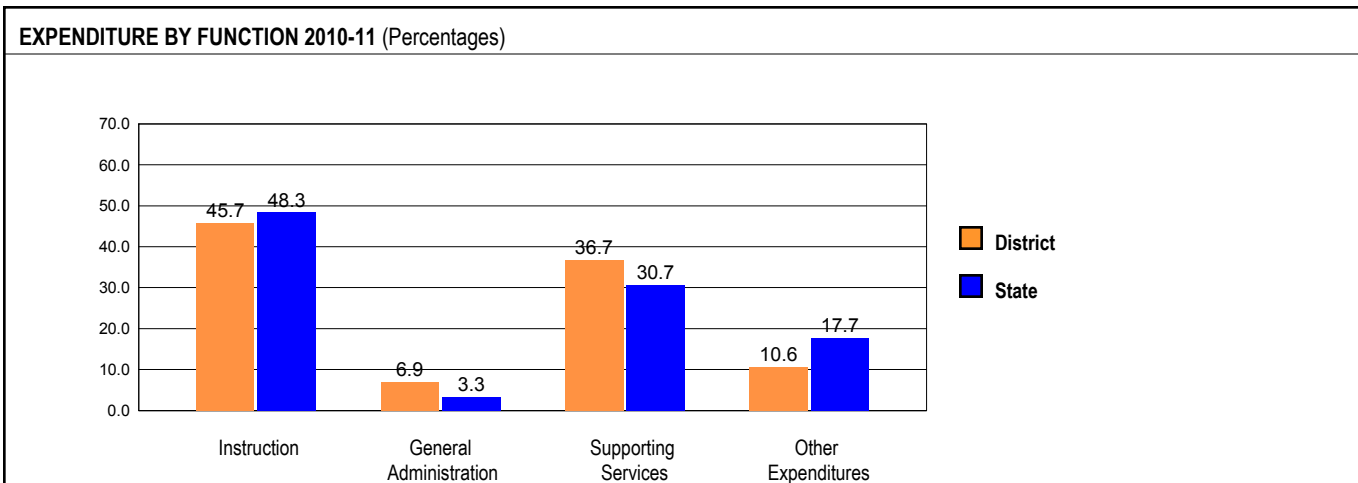
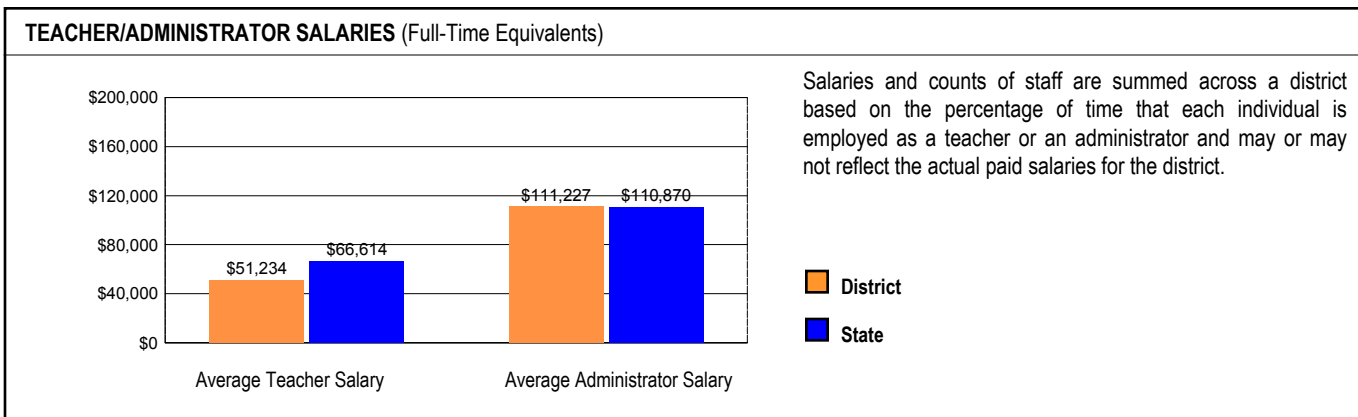
| Grades | Mathematics | | | Science | | | English/Language Arts | | | Social Science | | |
|-----------------|-------------|----|----|---------|----|----|-----------------------|-----|----|----------------|----|----|
| | 3 | 6 | 8 | 3 | 6 | 8 | 3 | 6 | 8 | 3 | 6 | 8 |
| District | 60 | 84 | 84 | 25 | 42 | 42 | 165 | 84 | 84 | 20 | 42 | 42 |
| State | 61 | 56 | 54 | 31 | 44 | 46 | 143 | 103 | 92 | 30 | 43 | 44 |

| TEACHER INFORMATION (Full-Time Equivalents) | | | | | | | | | | | |
|---|-------|-------|----------|-------|--------------------------------------|-----------------|-------------------|---------|------|--------|--------------|
| | White | Black | Hispanic | Asian | Native Hawaiian/ Pacific islander | American Indian | Two or More Races | Unknown | Male | Female | Total Number |
| District | 99.2 | 0.0 | 0.8 | 0.0 | 0.0 | 0.0 | 0.0 | 0.0 | 22.5 | 77.5 | 132 |
| State | 83.3 | 7.1 | 5.3 | 1.3 | 0.1 | 0.2 | 0.8 | 2.0 | 23.1 | 76.9 | 127,830 |

| TEACHER INFORMATION (Continued) | | | | | | |
|---------------------------------|----------------------|-------------------------------------|---------------------------------------|-------------------------------------|---|--|
| | | Average Teaching Experience (Years) | % of Teachers with Bachelor's Degrees | % of Teachers with Master's & Above | % of Teachers with Emergency or Provisional Credentials | % of Classes Not Taught by Highly Qualified Teachers |
| District: | All Schools | 15.3 | 56.1 | 43.9 | 0.0 | 0.0 |
| | High Poverty Schools | | | | | |
| | Low Poverty Schools | | | | | |
| State: | All Schools | 12.9 | 37.8 | 61.7 | 0.6 | 0.7 |
| | High Poverty Schools | 12.0 | 39.5 | 59.7 | 1.3 | 0.9 |
| | Low Poverty Schools | 13.1 | 29.3 | 70.5 | 0.2 | 0.1 |

The No Child Left Behind Act requires that information for certain data elements be disaggregated by high- and low-poverty schools. Poverty (low-income) is defined on page 1 of all report cards. High- and low-poverty schools include those in the top and bottom quarters of the poverty distribution of schools in the state. Disaggregated data are reported only if at least one school in your district falls within the high-poverty quarter and at least one school within the low-poverty quarter.

SCHOOL DISTRICT FINANCES



| REVENUE BY SOURCE 2010-11 | | | | EXPENDITURE BY FUND 2010-11 | | | |
|---------------------------|--------------|------------|---------|--|--------------|------------|---------|
| | District | District % | State % | | District | District % | State % |
| Local Property Taxes | \$7,060,596 | 35.9 | 58.2 | Education | \$14,093,932 | 73.8 | 73.7 |
| Other Local Funding | \$796,330 | 4.1 | 5.1 | Operations & Maintenance | \$541,266 | 2.8 | 5.9 |
| General State Aid | \$7,497,412 | 38.2 | 17.1 | Transportation | \$1,208,134 | 6.3 | 3.8 |
| Other State Funding | \$2,299,324 | 11.7 | 9.5 | Debt Service | \$1,012,974 | 5.3 | 7.4 |
| Federal Funding | \$1,989,584 | 10.1 | 10.1 | Tort | \$705,179 | 3.7 | 1.2 |
| TOTAL | \$19,643,246 | | | Municipal Retirement/ Social Security | \$690,534 | 3.6 | 2.0 |
| | | | | Fire Prevention & Safety | \$849,442 | 4.4 | 0.8 |
| | | | | Capital Projects | \$0 | 0.0 | 5.1 |
| | | | | TOTAL | \$19,101,461 | | |

| OTHER FINANCIAL INDICATORS | | | | |
|----------------------------|---|--|---|---|
| | 2009 Equalized Assessed Valuation per Pupil | 2009 Total School Tax Rate per \$100 | 2010-11 Instructional Expenditure per Pupil | 2010-11 Operating Expenditure per Pupil |
| District | \$79,684 | 4.18 | \$4,464 | \$8,664 |
| State | ** | ** | \$6,824 | \$11,664 |

** Due to the way Illinois school districts are configured, state averages for equalized assessed valuation per pupil and total school tax rate per \$100 are not provided.

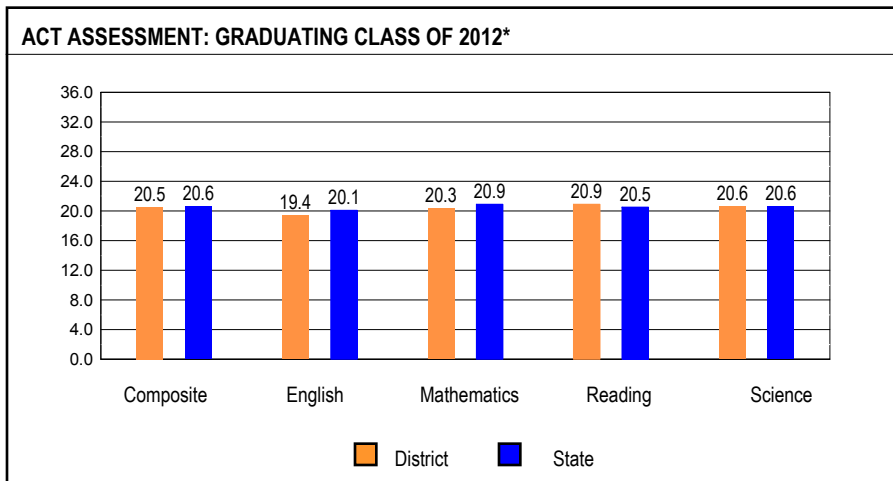
Equalized assessed valuation includes all computed property values upon which a district's local tax rate is calculated.

Total school tax rate is a district's total tax rate as it appears on local property tax bills.

Instructional expenditure per pupil includes the direct costs of teaching pupils or the interaction between teachers and pupils.

Operating expenditure per pupil includes the gross operating cost of a school district excluding summer school, adult education, bond principal retired, and capital expenditures.

ACADEMIC PERFORMANCE



The number and percent of students taking the ACT are no longer reported since virtually every eleventh grade student takes the ACT as part of the PSAE.

* Includes graduating students' most recent ACT Assessment scores from an ACT national test date or PSAE testing. Excludes the scores of students who took the test with special accommodations. State averages for ACT data are based on regular public schools and do not include private and special purpose schools.

HIGH SCHOOL 4-YEAR GRADUATION RATE

| | Gender | | | Race / Ethnicity | | | | | | | LEP | Migrant | Students with Disabilities | Economically Disadvantaged |
|----------|--------|------|--------|------------------|-------|----------|-------|----------------------------------|-----------------|-------------------|-----|---------|----------------------------|----------------------------|
| | All | Male | Female | White | Black | Hispanic | Asian | Native Hawaiian/Pacific Islander | American Indian | Two or More Races | | | | |
| District | 86.2 | 86.2 | 86.1 | 87.0 | 0.0 | 75.0 | | | | | | | 81.0 | 76.7 |
| State | 82.3 | 79.0 | 85.8 | 88.9 | 68.4 | 76.0 | | | | | | | 68.9 | 72.8 |

HIGH SCHOOL 5-YEAR GRADUATION RATE

| | Gender | | | Race / Ethnicity | | | | | | | LEP | Migrant | Students with Disabilities | Economically Disadvantaged | |
|----------|--------|------|--------|------------------|-------|----------|-------|----------------------------------|-----------------|-------------------|-------|---------|----------------------------|----------------------------|------|
| | All | Male | Female | White | Black | Hispanic | Asian | Native Hawaiian/Pacific Islander | American Indian | Two or More Races | | | | | |
| District | 84.2 | 82.8 | 85.7 | 84.1 | 100.0 | 75.0 | 100.0 | | | | 100.0 | | | 66.7 | 71.4 |
| State | 84.0 | 81.1 | 87.1 | 89.3 | 72.2 | 78.8 | 92.8 | | | | 83.9 | | | 72.5 | 76.7 |

2011 NATIONAL ASSESSMENT OF EDUCATIONAL PROGRESS (NAEP)

NAEP is sponsored by the U.S. Department of Education and administered to students in grade 4, 8, and 12. Only grade 4 and 8 results are required to be reported.

Achievement levels reflect what students should know and be able to do. Based on recommendations from policymakers, educators, and members of the general public, the Governing Board for NAEP sets specific achievement levels for each subject area and grade. To provide a context for interpreting student performance, NAEP results are reported as percentages of students performing below the *Basic* level, at or above the *Basic* and *Proficient* levels, and at the *Advanced* level.

Basic denotes partial mastery of prerequisite knowledge and skills that are fundamental for proficient work at a given grade.

Proficient represents solid academic performance. Students reaching this level have demonstrated competency over challenging subject matter.

Advanced represents superior performance.

The four achievement levels (below basic, basic, proficient, and advanced) are reported as level 1 through level 4, respectively. Please note that only state results are reported.

Grade 4**Grade 4 - All**

| Levels | Reading | | | | Mathematics | | | |
|--------|---------|------|------|-----|-------------|------|------|-----|
| | 1 | 2 | 3 | 4 | 1 | 2 | 3 | 4 |
| | 34.7 | 32.0 | 24.7 | 8.6 | 20.2 | 41.5 | 31.4 | 6.9 |

Grade 4 - Racial/Ethnic Background

| Levels | Reading | | | | Mathematics | | | |
|----------------------------------|---------|------|------|------|-------------|------|------|------|
| | 1 | 2 | 3 | 4 | 1 | 2 | 3 | 4 |
| White | 21.8 | 33.6 | 32.2 | 12.3 | 10.2 | 38.4 | 41.6 | 9.9 |
| Black | 57.7 | 29.9 | 10.9 | 1.6 | 41.8 | 43.9 | 12.8 | 1.5 |
| Hispanic | 51.2 | 30.7 | 15.7 | 2.4 | 29.6 | 50.5 | 18.5 | 1.4 |
| Asian | 16.1 | 31.3 | 35.5 | 17.1 | 5.9 | 29.4 | 44.8 | 19.8 |
| Native Hawaiian/Pacific Islander | | | | | | | | |
| American Indian | | | | | | | | |

Grade 4 - Limited-English-Proficient

| Levels | Reading | | | | Mathematics | | | |
|--------|---------|------|-----|-----|-------------|------|------|-----|
| | 1 | 2 | 3 | 4 | 1 | 2 | 3 | 4 |
| | 77.4 | 18.1 | 4.2 | 0.0 | 46.4 | 41.6 | 11.3 | 0.8 |

Grade 4 - Students with Disabilities

| Levels | Reading | | | | Mathematics | | | |
|--------|---------|------|------|-----|-------------|------|------|-----|
| | 1 | 2 | 3 | 4 | 1 | 2 | 3 | 4 |
| | 67.6 | 19.4 | 11.0 | 2.0 | 43.2 | 37.6 | 17.5 | 1.6 |

Grade 4 - Economically Disadvantaged

| Levels | Reading | | | | Mathematics | | | |
|--------|---------|------|------|-----|-------------|------|------|-----|
| | 1 | 2 | 3 | 4 | 1 | 2 | 3 | 4 |
| | 52.0 | 31.6 | 14.3 | 2.1 | 33.1 | 47.2 | 18.1 | 1.5 |

Grade 4 - NAEP Participation Rates

| | Reading | Mathematics |
|----------------------------|---------|-------------|
| Limited English Proficient | 92.4 | 93.5 |
| Students with Disabilities | 91.1 | 86.1 |

Grade 8**Grade 8 - All**

| Levels | Reading | | | | Mathematics | | | |
|--------|---------|------|------|-----|-------------|------|------|-----|
| | 1 | 2 | 3 | 4 | 1 | 2 | 3 | 4 |
| | 23.2 | 43.0 | 30.3 | 3.6 | 26.9 | 40.2 | 24.7 | 8.1 |

Grade 8 - Racial/Ethnic Background

| Levels | Reading | | | | Mathematics | | | |
|----------------------------------|---------|------|------|------|-------------|------|------|------|
| | 1 | 2 | 3 | 4 | 1 | 2 | 3 | 4 |
| White | 15.3 | 41.2 | 38.8 | 4.7 | 15.7 | 40.2 | 32.8 | 11.2 |
| Black | 38.0 | 46.6 | 14.4 | 1.0 | 51.7 | 38.4 | 9.4 | 0.5 |
| Hispanic | 30.6 | 45.9 | 21.9 | 1.6 | 35.8 | 45.1 | 16.4 | 2.7 |
| Asian | 11.3 | 34.3 | 43.1 | 11.3 | 7.5 | 24.0 | 36.8 | 31.7 |
| Native Hawaiian/Pacific Islander | | | | | | | | |
| American Indian | | | | | | | | |

Grade 8 - Limited-English-Proficient

| Levels | Reading | | | | Mathematics | | | |
|--------|---------|------|-----|-----|-------------|------|-----|-----|
| | 1 | 2 | 3 | 4 | 1 | 2 | 3 | 4 |
| | 67.9 | 29.9 | 2.2 | 0.0 | 69.5 | 27.0 | 3.2 | 0.0 |

Grade 8 - Students with Disabilities

| Levels | Reading | | | | Mathematics | | | |
|--------|---------|------|-----|-----|-------------|------|-----|-----|
| | 1 | 2 | 3 | 4 | 1 | 2 | 3 | 4 |
| | 63.6 | 28.5 | 7.5 | 0.0 | 63.6 | 26.8 | 7.8 | 1.7 |

Grade 8 - Economically Disadvantaged

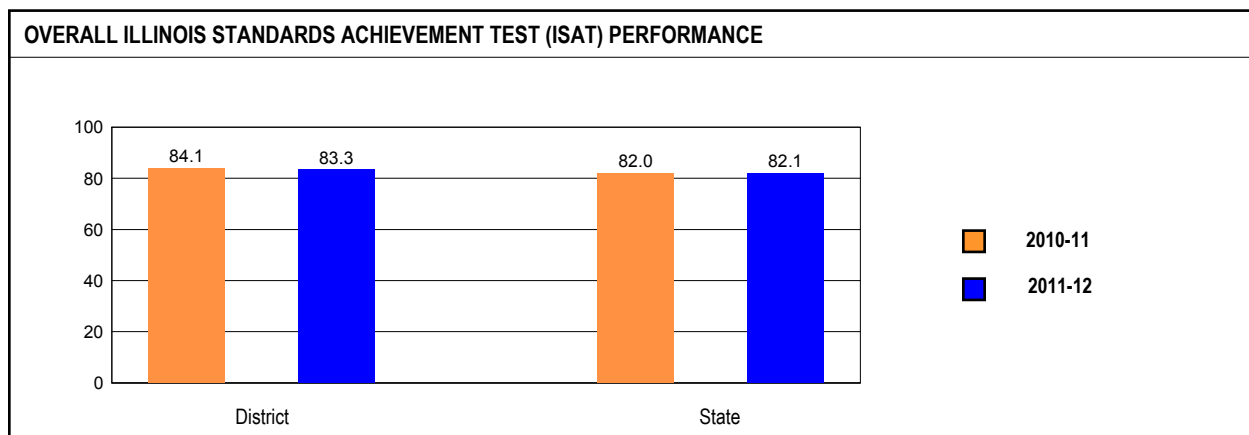
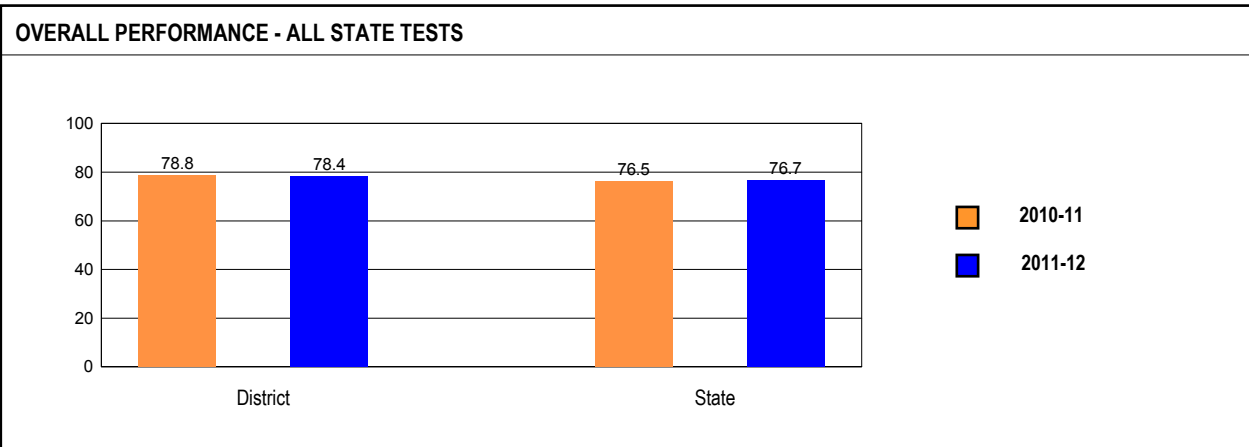
| Levels | Reading | | | | Mathematics | | | |
|--------|---------|------|------|-----|-------------|------|------|-----|
| | 1 | 2 | 3 | 4 | 1 | 2 | 3 | 4 |
| | 34.4 | 47.0 | 17.8 | 0.9 | 39.3 | 43.7 | 15.0 | 2.1 |

Grade 8 - NAEP Participation Rates

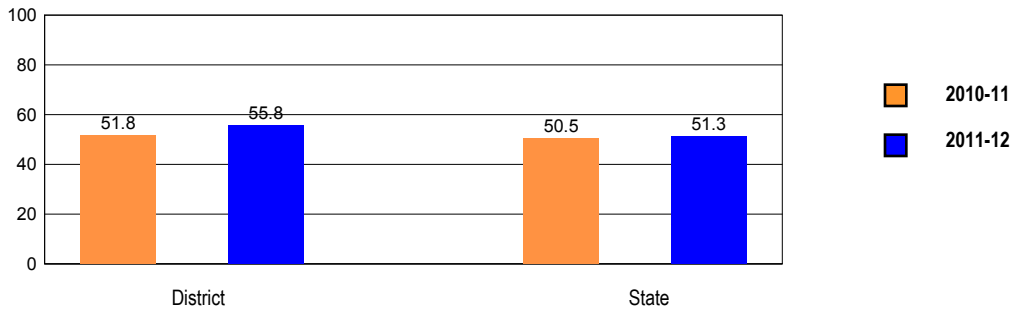
| | Reading | Mathematics |
|----------------------------|---------|-------------|
| Limited English Proficient | 91.2 | 89.9 |
| Students with Disabilities | 90.2 | 84.6 |

OVERALL STUDENT PERFORMANCE

These charts present the overall percentages of state test scores categorized as meeting or exceeding the Illinois Learning Standards for your district and the state. They represent your district's performance in reading, mathematics, and science.

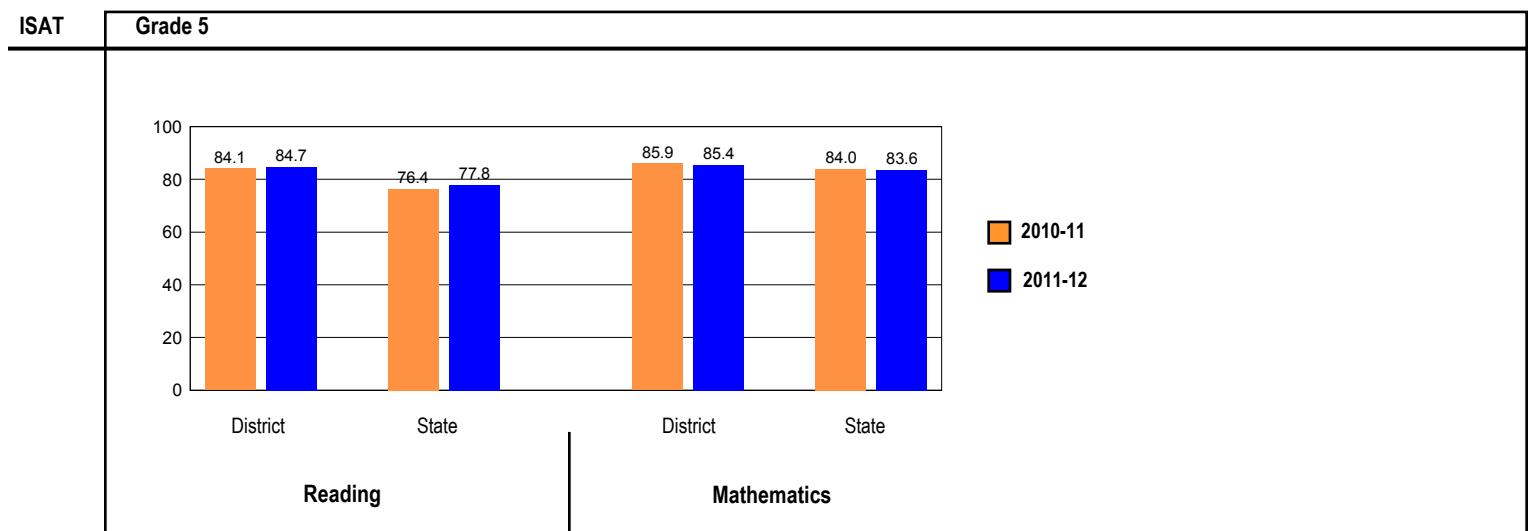
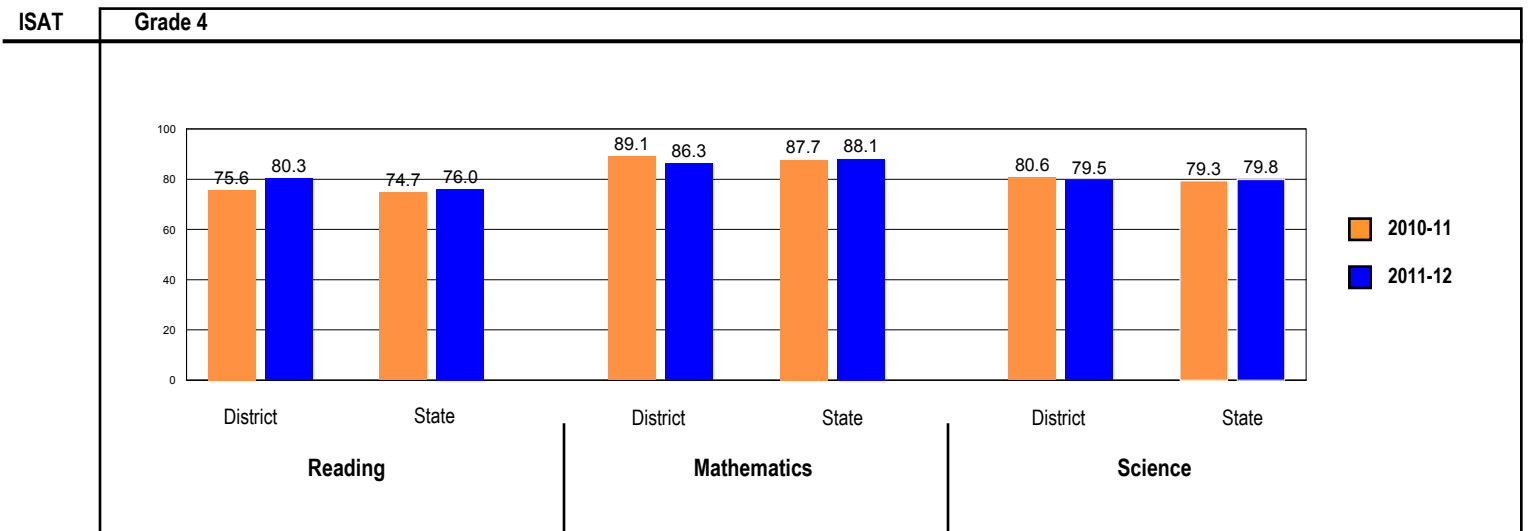
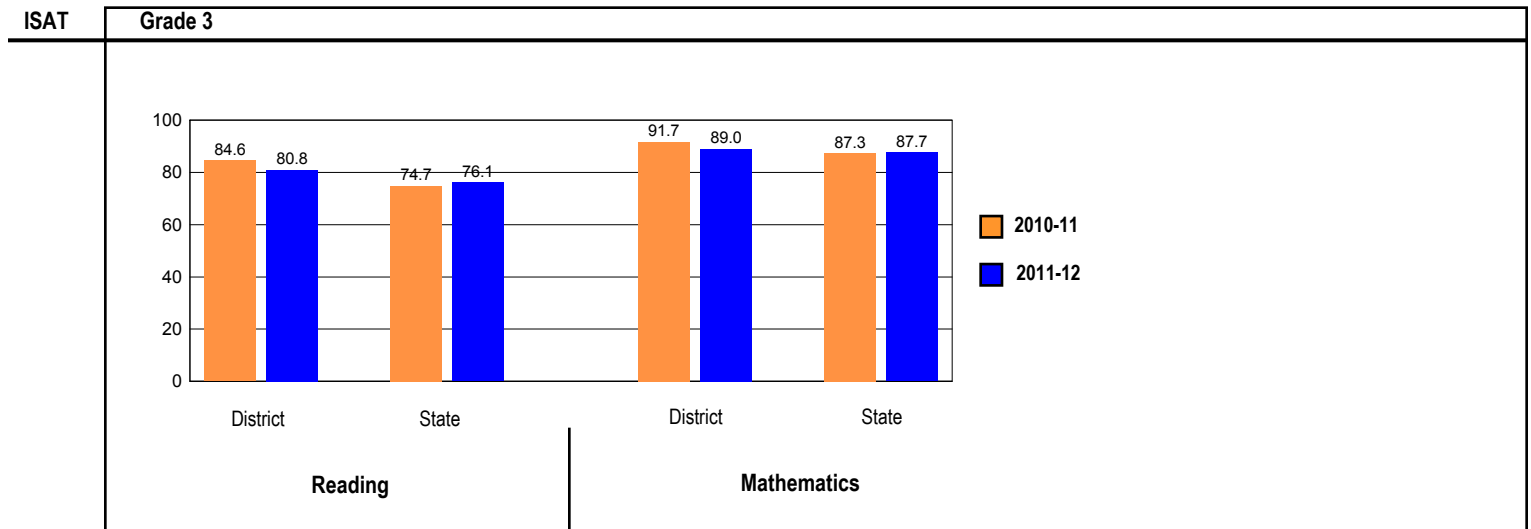


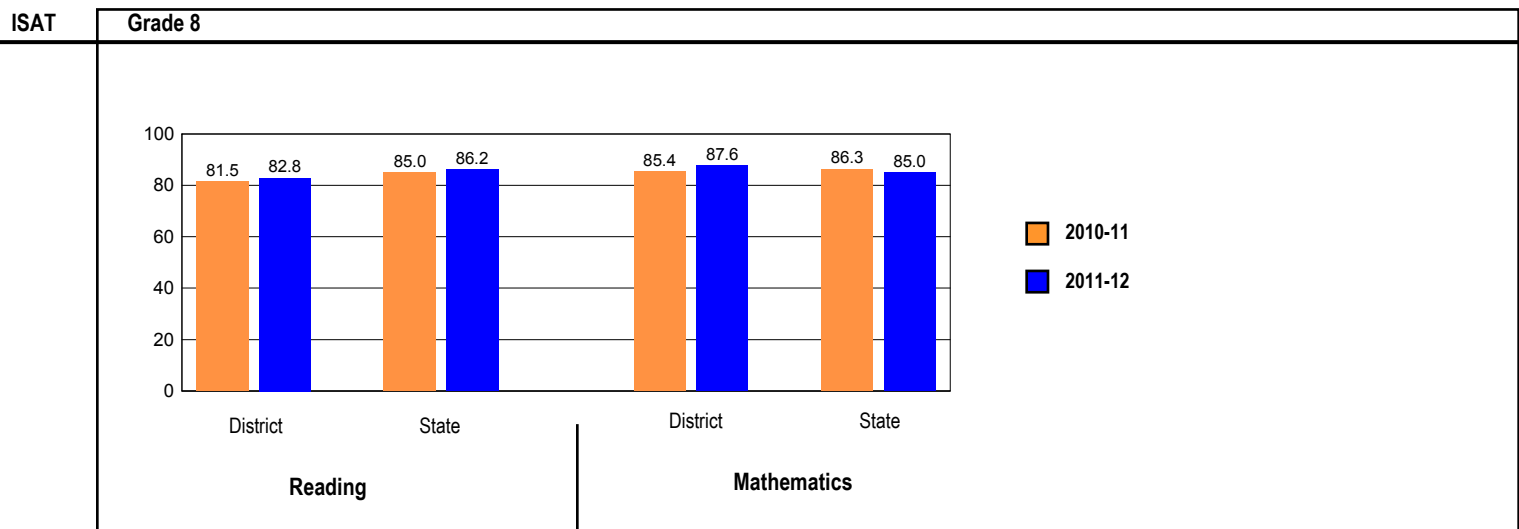
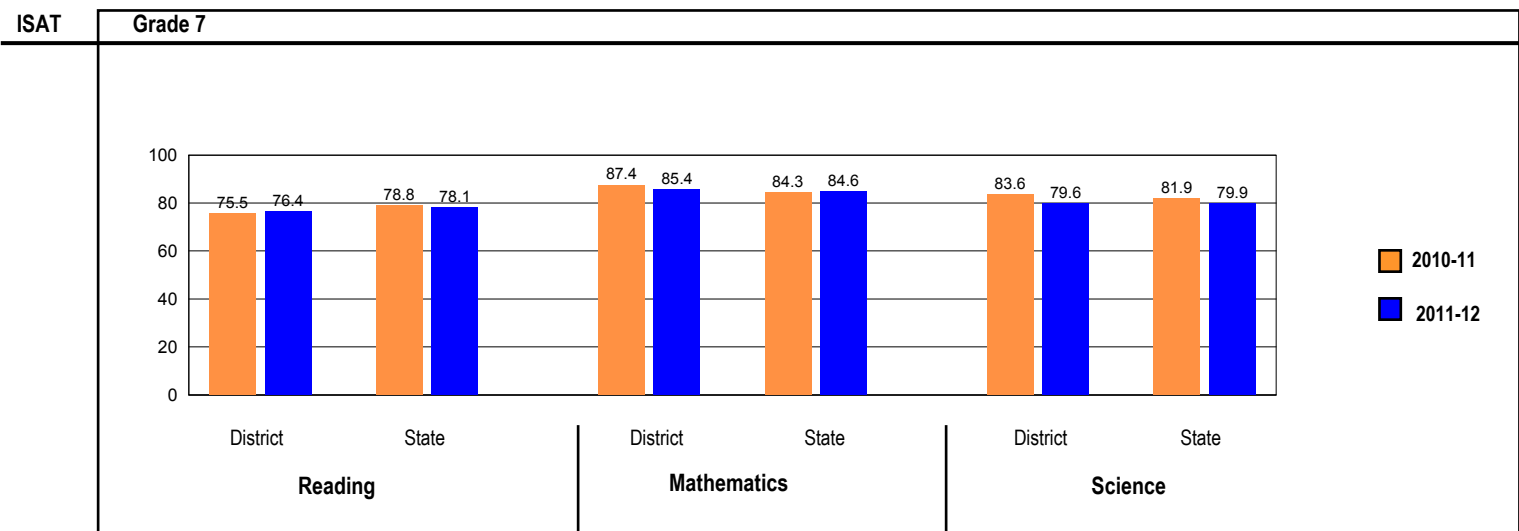
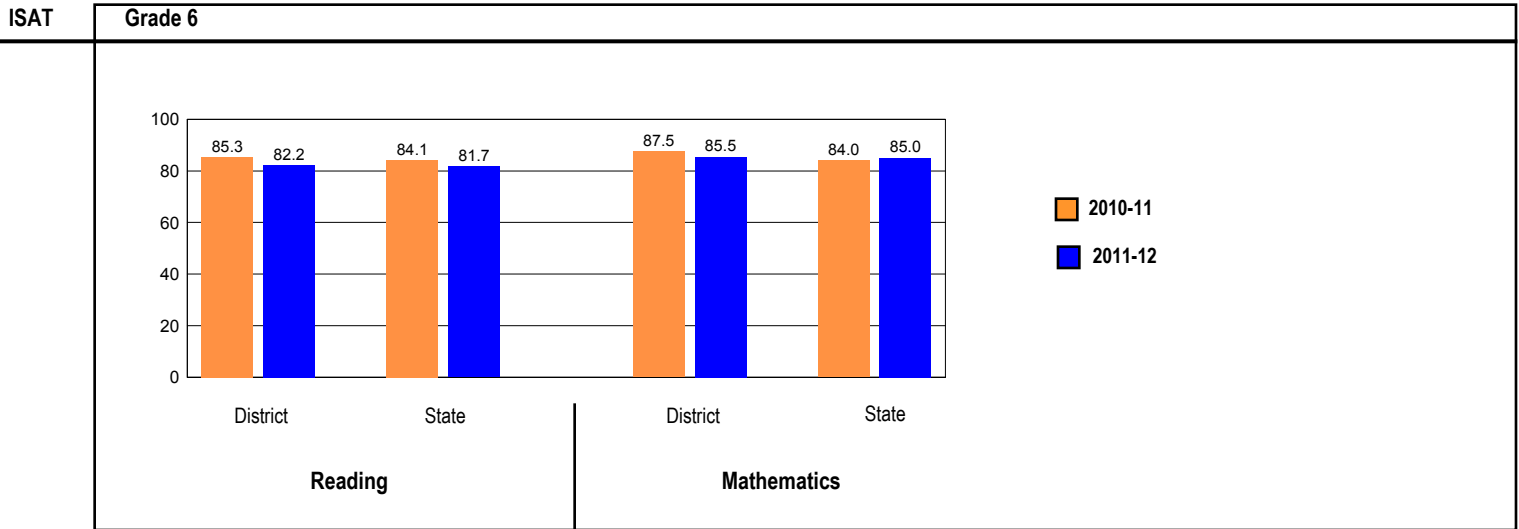
OVERALL PRAIRIE STATE ACHIEVEMENT EXAMINATION (PSAE) PERFORMANCE



ISAT PERFORMANCE

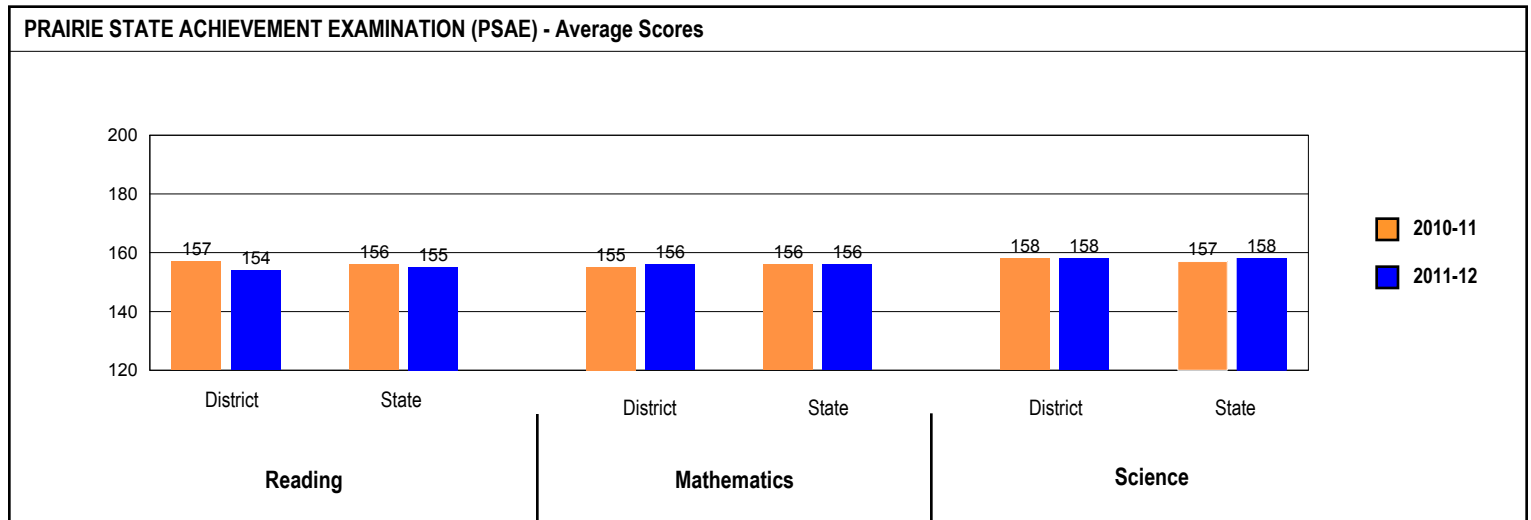
These charts provide information on attainment of the Illinois Learning Standards. They show the percents of student scores meeting or exceeding Standards for the grades and subjects tested on ISAT.



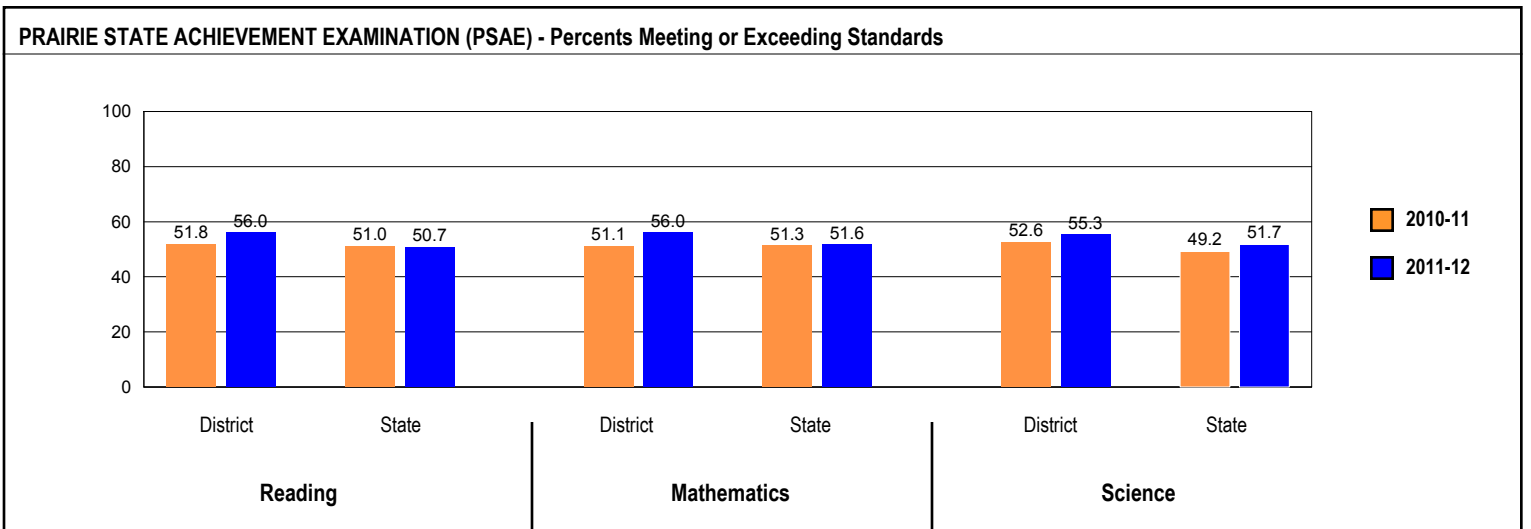


PSAE PERFORMANCE

These charts provide information on attainment of the Illinois Learning Standards. They show the average scores and also the percents of student scores meeting or exceeding Standards in reading, mathematics, and science on PSAE.



PSAE scores range from 120 to 200.



Number of students in this District with PSAE scores in 2012: 150

PERFORMANCE ON STATE ASSESSMENTS

Federal law requires that student achievement results for reading, mathematics, and science for schools providing Title I services be reported to the general public.

The Illinois Standards Achievement Test (ISAT) is administered to students in grades 3 through 8. The Prairie State Achievement Examination (PSAE) is administered to students in grade 11. The Illinois Alternate Assessment (IAA) is administered to students with disabilities whose Individualized Education Programs (IEPs) indicate that participation in the ISAT or PSAE would not be appropriate.

Students with disabilities have an IEP (No Child Left Behind Act). An IEP is a written plan for a child with a disability who is eligible to receive special education services under the Individuals with Disabilities Education Act.

Reading and Mathematics are tested in grades 3 through 8, and 11. Science is tested in grades 4, 7, and 11.

In order to protect students' identities, test data for groups of fewer than ten students are not reported.

| PERCENTAGE OF STUDENTS NOT TESTED IN STATE TESTING PROGRAMS FOR READING | | | | | | | | | | | | | | | |
|---|-------------|-----------|---------|---------|--------------------------|---------|----------|--------|-----------------------------------|-----------------|-------------------|--------|---------|----------------------------|----------------------------|
| | | Gender | | | Racial/Ethnic Background | | | | | | | LEP | Migrant | Students with Disabilities | Economically Disadvantaged |
| | | All | Male | Female | White | Black | Hispanic | Asian | Native Hawaiian /Pacific Islander | American Indian | Two or More Races | | | | |
| District | *Enrollment | 1,088 | 553 | 535 | 1,039 | 3 | 17 | 10 | 0 | 1 | 18 | 0 | 0 | 116 | 564 |
| | Reading | 0.1 | 0.2 | 0.0 | 0.1 | | 0.0 | 0.0 | | | 0.0 | | | 0.0 | 0.2 |
| State | *Enrollment | 1,072,304 | 548,690 | 523,352 | 547,900 | 192,977 | 251,440 | 45,188 | 977 | 3,177 | 29,968 | 75,031 | 261 | 146,113 | 531,157 |
| | Reading | 0.4 | 0.5 | 0.3 | 0.3 | 0.7 | 0.4 | 0.3 | 0.6 | 0.6 | 0.4 | 0.6 | 2.3 | 0.9 | 0.5 |

* Enrollment as reported during the testing windows for grades 3-8 and 11.

Number of LEP Students who have attended schools in the U.S. for less than 12 months and are not assessed on the State's reading/language arts test: 0

| PERCENTAGE OF STUDENTS NOT TESTED IN STATE TESTING PROGRAMS FOR MATHEMATICS | | | | | | | | | | | | | | | |
|---|-------------|-----------|---------|---------|--------------------------|---------|----------|--------|-----------------------------------|-----------------|-------------------|--------|---------|----------------------------|----------------------------|
| | | Gender | | | Racial/Ethnic Background | | | | | | | LEP | Migrant | Students with Disabilities | Economically Disadvantaged |
| | | All | Male | Female | White | Black | Hispanic | Asian | Native Hawaiian /Pacific Islander | American Indian | Two or More Races | | | | |
| District | *Enrollment | 1,088 | 553 | 535 | 1,039 | 3 | 17 | 10 | 0 | 1 | 18 | 0 | 0 | 116 | 564 |
| | Mathematics | 0.1 | 0.2 | 0.0 | 0.1 | | 0.0 | 0.0 | | | 0.0 | | | 0.0 | 0.2 |
| State | *Enrollment | 1,073,764 | 549,462 | 524,040 | 548,234 | 193,064 | 252,013 | 45,638 | 983 | 3,180 | 29,975 | 76,502 | 271 | 146,133 | 532,214 |
| | Mathematics | 0.4 | 0.4 | 0.3 | 0.3 | 0.7 | 0.4 | 0.2 | 0.5 | 0.5 | 0.4 | 0.3 | 1.1 | 0.9 | 0.5 |

* Enrollment as reported during the testing windows for grades 3-8 and 11.

| PERCENTAGE OF STUDENTS NOT TESTED IN STATE TESTING PROGRAMS FOR SCIENCE | | | | | | | | | | | | | | | |
|---|-------------|---------|---------|---------|--------------------------|--------|----------|--------|----------------------------------|-----------------|-------------------|--------|---------|----------------------------|----------------------------|
| | | Gender | | | Racial/Ethnic Background | | | | | | | LEP | Migrant | Students with Disabilities | Economically Disadvantaged |
| | | All | Male | Female | White | Black | Hispanic | Asian | Native Hawaiian/Pacific Islander | American Indian | Two or More Races | | | | |
| District | *Enrollment | 447 | 226 | 221 | 427 | 3 | 6 | 3 | 0 | 1 | 7 | 0 | 0 | 45 | 213 |
| | Science | 0.2 | 0.4 | 0.0 | 0.2 | | | | | | | | | 0.0 | 0.5 |
| State | *Enrollment | 456,721 | 232,992 | 223,651 | 237,912 | 81,780 | 103,594 | 19,211 | 393 | 1,359 | 12,254 | 25,859 | 107 | 61,941 | 217,988 |
| | Science | 0.7 | 0.8 | 0.6 | 0.5 | 1.4 | 0.7 | 0.3 | 1.0 | 0.9 | 0.7 | 0.8 | 0.9 | 1.6 | 1.0 |

* Enrollment as reported during the testing windows for grades 4, 7, and 11.

ILLINOIS STANDARDS ACHIEVEMENT TEST (ISAT)

The following tables show the percentages of student scores in each of four performance levels. These levels were established with the help of Illinois educators who teach the grade levels and learning areas tested. Due to rounding, the sum of the percentages in the four performance levels may not always equal 100.

- Level 1 -- Academic Warning - Student work demonstrates limited knowledge and skills in the subject. Because of major gaps in learning, students apply knowledge and skills ineffectively.
- Level 2 -- Below Standards - Student work demonstrates basic knowledge and skills in the subject. However, because of gaps in learning, students apply knowledge and skills in limited ways.
- Level 3 -- Meets Standards - Student work demonstrates proficient knowledge and skills in the subject. Students effectively apply knowledge and skills to solve problems.
- Level 4 -- Exceeds Standards - Student work demonstrates advanced knowledge and skills in the subject. Students creatively apply knowledge and skills to solve problems and evaluate the results.

Grade 3

Grade 3 - All

| Levels | Reading | | | | Mathematics | | | |
|----------|---------|------|------|------|-------------|-----|------|------|
| | 1 | 2 | 3 | 4 | 1 | 2 | 3 | 4 |
| District | 2.2 | 17.0 | 51.1 | 29.7 | 2.7 | 8.2 | 51.6 | 37.4 |
| State | 5.2 | 18.7 | 46.1 | 29.9 | 2.9 | 9.3 | 45.2 | 42.5 |

Grade 3 - Gender

| Levels | Reading | | | | Mathematics | | | | |
|--------|----------|-----|------|------|-------------|-----|------|------|------|
| | 1 | 2 | 3 | 4 | 1 | 2 | 3 | 4 | |
| Male | District | 3.0 | 15.2 | 51.5 | 30.3 | 3.0 | 6.1 | 50.5 | 40.4 |
| | State | 6.4 | 20.8 | 46.1 | 26.7 | 3.2 | 9.3 | 44.0 | 43.5 |
| Female | District | 1.2 | 19.3 | 50.6 | 28.9 | 2.4 | 10.8 | 53.0 | 33.7 |
| | State | 3.9 | 16.6 | 46.2 | 33.3 | 2.6 | 9.4 | 46.6 | 41.4 |

Grade 3 - Racial/Ethnic Background

| Levels | | Reading | | | | Mathematics | | | |
|----------------------------------|----------|---------|------|------|------|-------------|------|------|------|
| | | 1 | 2 | 3 | 4 | 1 | 2 | 3 | 4 |
| White | District | 1.8 | 17.0 | 50.3 | 31.0 | 2.9 | 8.2 | 50.9 | 38.0 |
| | State | 2.5 | 11.7 | 45.9 | 39.9 | 1.1 | 4.6 | 39.2 | 55.0 |
| Black | District | | | | | | | | |
| | State | 9.3 | 28.3 | 46.9 | 15.4 | 7.1 | 17.9 | 53.8 | 21.2 |
| Hispanic | District | | | | | | | | |
| | State | 8.3 | 28.0 | 47.6 | 16.1 | 3.8 | 13.8 | 54.7 | 27.7 |
| Asian | District | | | | | | | | |
| | State | 2.0 | 7.4 | 36.7 | 53.9 | 1.0 | 3.0 | 25.1 | 70.8 |
| Native Hawaiian/Pacific Islander | District | | | | | | | | |
| | State | 3.4 | 7.4 | 45.9 | 43.2 | 2.0 | 3.4 | 37.8 | 56.8 |
| American Indian | District | | | | | | | | |
| | State | 3.9 | 24.8 | 45.1 | 26.2 | 2.0 | 12.3 | 51.0 | 34.8 |
| Two or More Races | District | | | | | | | | |
| | State | 3.7 | 15.0 | 46.7 | 34.6 | 2.0 | 7.9 | 44.0 | 46.1 |

Grade 3 - Students with Disabilities

| Levels | | Reading | | | | Mathematics | | | |
|---------|----------|---------|------|------|------|-------------|------|------|------|
| | | 1 | 2 | 3 | 4 | 1 | 2 | 3 | 4 |
| IEP | District | 10.0 | 30.0 | 55.0 | 5.0 | 5.0 | 10.0 | 75.0 | 10.0 |
| | State | 21.1 | 37.1 | 31.6 | 10.3 | 9.9 | 21.0 | 48.6 | 20.5 |
| Non-IEP | District | 1.2 | 15.4 | 50.6 | 32.7 | 2.5 | 8.0 | 48.8 | 40.7 |
| | State | 3.0 | 16.2 | 48.2 | 32.7 | 1.9 | 7.7 | 44.8 | 45.6 |

Grade 3 - Economically Disadvantaged

| Levels | | Reading | | | | Mathematics | | | |
|--------------------------|----------|---------|------|------|------|-------------|------|------|------|
| | | 1 | 2 | 3 | 4 | 1 | 2 | 3 | 4 |
| Free/Reduced Price Lunch | District | 2.9 | 25.5 | 54.9 | 16.7 | 2.9 | 12.7 | 60.8 | 23.5 |
| | State | 8.3 | 27.4 | 48.5 | 15.9 | 4.7 | 14.5 | 54.3 | 26.4 |
| Not Eligible | District | 1.3 | 6.3 | 46.3 | 46.3 | 2.5 | 2.5 | 40.0 | 55.0 |
| | State | 1.7 | 9.1 | 43.5 | 45.7 | 0.9 | 3.5 | 35.1 | 60.5 |

Grade 4

Grade 4 - All

| Levels | | Reading | | | | Mathematics | | | | Science | | | |
|----------|-------|---------|------|------|------|-------------|------|------|------|---------|------|------|------|
| | | 1 | 2 | 3 | 4 | 1 | 2 | 3 | 4 | 1 | 2 | 3 | 4 |
| District | | 0.7 | 19.0 | 57.1 | 23.1 | 0.0 | 13.7 | 61.0 | 25.3 | 0.0 | 20.5 | 64.4 | 15.1 |
| | State | 1.0 | 23.0 | 47.1 | 28.9 | 1.2 | 10.7 | 57.1 | 31.0 | 2.6 | 17.6 | 59.7 | 20.1 |

Grade 4 - Gender

| Levels | | Reading | | | | Mathematics | | | | Science | | | |
|--------|----------|---------|------|------|------|-------------|------|------|------|---------|------|------|------|
| | | 1 | 2 | 3 | 4 | 1 | 2 | 3 | 4 | 1 | 2 | 3 | 4 |
| Male | District | 1.3 | 22.7 | 60.0 | 16.0 | 0.0 | 16.2 | 62.2 | 21.6 | 0.0 | 20.3 | 62.2 | 17.6 |
| | State | 1.3 | 26.7 | 46.8 | 25.2 | 1.5 | 11.4 | 56.0 | 31.1 | 2.9 | 17.4 | 57.4 | 22.3 |
| Female | District | 0.0 | 15.3 | 54.2 | 30.6 | 0.0 | 11.1 | 59.7 | 29.2 | 0.0 | 20.8 | 66.7 | 12.5 |
| | State | 0.6 | 19.2 | 47.4 | 32.8 | 0.9 | 9.9 | 58.4 | 30.8 | 2.3 | 17.9 | 62.0 | 17.8 |

Grade 4 - Racial/Ethnic Background

| Levels | Reading | | | | Mathematics | | | | Science | | | | |
|----------------------------------|----------|-----|------|------|-------------|-----|------|------|---------|-----|------|------|------|
| | 1 | 2 | 3 | 4 | 1 | 2 | 3 | 4 | 1 | 2 | 3 | 4 | |
| White | District | 0.7 | 19.0 | 57.7 | 22.5 | 0.0 | 13.5 | 61.7 | 24.8 | 0.0 | 20.6 | 63.8 | 15.6 |
| | State | 0.5 | 14.3 | 46.9 | 38.3 | 0.6 | 6.0 | 53.6 | 39.8 | 1.0 | 9.6 | 61.2 | 28.2 |
| Black | District | | | | | | | | | | | | |
| | State | 2.0 | 39.0 | 45.6 | 13.5 | 3.0 | 20.9 | 61.8 | 14.3 | 6.1 | 33.8 | 54.1 | 6.0 |
| Hispanic | District | | | | | | | | | | | | |
| | State | 1.3 | 32.3 | 50.0 | 16.4 | 1.4 | 14.5 | 64.7 | 19.4 | 3.8 | 24.6 | 61.8 | 9.9 |
| Asian | District | | | | | | | | | | | | |
| | State | 0.4 | 9.1 | 38.2 | 52.3 | 0.6 | 3.3 | 35.9 | 60.2 | 1.4 | 7.3 | 52.6 | 38.7 |
| Native Hawaiian/Pacific Islander | District | | | | | | | | | | | | |
| | State | 0.8 | 14.4 | 48.8 | 36.0 | 0.0 | 6.3 | 50.0 | 43.8 | 0.8 | 13.4 | 58.3 | 27.6 |
| American Indian | District | | | | | | | | | | | | |
| | State | 1.0 | 25.5 | 51.6 | 22.0 | 1.4 | 10.5 | 64.2 | 23.9 | 3.3 | 21.5 | 60.4 | 14.8 |
| Two or More Races | District | | | | | | | | | | | | |
| | State | 0.6 | 19.4 | 46.7 | 33.3 | 0.8 | 9.1 | 55.8 | 34.3 | 1.9 | 15.1 | 58.6 | 24.4 |

Grade 4 - Students with Disabilities

| Levels | Reading | | | | Mathematics | | | | Science | | | | |
|---------|----------|-----|------|------|-------------|-----|------|------|---------|-----|------|------|------|
| | 1 | 2 | 3 | 4 | 1 | 2 | 3 | 4 | 1 | 2 | 3 | 4 | |
| IEP | District | 5.6 | 44.4 | 44.4 | 5.6 | 0.0 | 33.3 | 50.0 | 16.7 | 0.0 | 33.3 | 55.6 | 11.1 |
| | State | 5.3 | 55.8 | 30.7 | 8.2 | 6.1 | 29.7 | 53.2 | 11.0 | 7.7 | 34.4 | 49.9 | 8.1 |
| Non-IEP | District | 0.0 | 15.5 | 58.9 | 25.6 | 0.0 | 10.9 | 62.5 | 26.6 | 0.0 | 18.8 | 65.6 | 15.6 |
| | State | 0.3 | 18.2 | 49.5 | 32.0 | 0.5 | 7.9 | 57.7 | 33.9 | 1.9 | 15.2 | 61.1 | 21.8 |

Grade 4 - Economically Disadvantaged

| Levels | Reading | | | | Mathematics | | | | Science | | | | |
|--------------------------|----------|-----|------|------|-------------|-----|------|------|---------|-----|------|------|------|
| | 1 | 2 | 3 | 4 | 1 | 2 | 3 | 4 | 1 | 2 | 3 | 4 | |
| Free/Reduced Price Lunch | District | 1.1 | 23.6 | 60.7 | 14.6 | 0.0 | 19.3 | 62.5 | 18.2 | 0.0 | 28.4 | 59.1 | 12.5 |
| | State | 1.6 | 34.2 | 49.0 | 15.2 | 2.0 | 16.5 | 64.2 | 17.4 | 4.3 | 26.7 | 59.7 | 9.4 |
| Not Eligible | District | 0.0 | 12.1 | 51.7 | 36.2 | 0.0 | 5.2 | 58.6 | 36.2 | 0.0 | 8.6 | 72.4 | 19.0 |
| | State | 0.3 | 10.9 | 45.1 | 43.7 | 0.4 | 4.5 | 49.5 | 45.6 | 0.8 | 7.9 | 59.7 | 31.6 |

Grade 5

Grade 5 - All

| Levels | Reading | | | | Mathematics | | | |
|----------|---------|------|------|------|-------------|------|------|------|
| | 1 | 2 | 3 | 4 | 1 | 2 | 3 | 4 |
| District | | | | | | | | |
| | 0.6 | 14.6 | 48.4 | 36.3 | 0.0 | 14.6 | 67.5 | 17.8 |
| State | | | | | | | | |
| | 0.2 | 22.0 | 47.2 | 30.6 | 0.6 | 15.7 | 65.9 | 17.7 |

Grade 5 - Gender

| Levels | Reading | | | | Mathematics | | | | |
|--------|----------|-----|------|------|-------------|-----|------|------|------|
| | 1 | 2 | 3 | 4 | 1 | 2 | 3 | 4 | |
| Male | District | 1.4 | 15.3 | 51.4 | 31.9 | 0.0 | 15.3 | 63.9 | 20.8 |
| | State | 0.2 | 25.5 | 47.4 | 26.9 | 0.8 | 16.8 | 64.3 | 18.1 |
| Female | District | 0.0 | 14.1 | 45.9 | 40.0 | 0.0 | 14.1 | 70.6 | 15.3 |
| | State | 0.1 | 18.4 | 47.0 | 34.5 | 0.5 | 14.6 | 67.6 | 17.2 |

Grade 5 - Racial/Ethnic Background

| Levels | Reading | | | | Mathematics | | | | |
|----------------------------------|----------|-----|------|------|-------------|-----|------|------|------|
| | 1 | 2 | 3 | 4 | 1 | 2 | 3 | 4 | |
| White | District | 0.7 | 14.6 | 49.0 | 35.8 | 0.0 | 14.6 | 68.9 | 16.6 |
| | State | 0.1 | 12.7 | 46.3 | 41.0 | 0.3 | 9.1 | 66.6 | 24.0 |
| Black | District | | | | | | | | |
| | State | 0.4 | 38.1 | 48.0 | 13.5 | 1.5 | 30.3 | 63.1 | 5.1 |
| Hispanic | District | | | | | | | | |
| | State | 0.2 | 32.5 | 49.8 | 17.5 | 0.8 | 21.0 | 69.6 | 8.6 |
| Asian | District | | | | | | | | |
| | State | 0.1 | 9.2 | 39.1 | 51.7 | 0.3 | 5.3 | 49.5 | 44.9 |
| Native Hawaiian/Pacific Islander | District | | | | | | | | |
| | State | 0.0 | 12.6 | 50.5 | 36.9 | 0.0 | 9.1 | 69.1 | 21.8 |
| American Indian | District | | | | | | | | |
| | State | 0.2 | 26.3 | 53.8 | 19.6 | 0.5 | 20.6 | 67.2 | 11.7 |
| Two or More Races | District | | | | | | | | |
| | State | 0.2 | 16.5 | 46.9 | 36.4 | 0.5 | 13.1 | 64.9 | 21.4 |

Grade 5 - Students with Disabilities

| Levels | Reading | | | | Mathematics | | | | |
|---------|----------|-----|------|------|-------------|-----|------|------|------|
| | 1 | 2 | 3 | 4 | 1 | 2 | 3 | 4 | |
| IEP | District | 5.3 | 42.1 | 36.8 | 15.8 | 0.0 | 52.6 | 36.8 | 10.5 |
| | State | 0.9 | 60.2 | 31.5 | 7.3 | 3.2 | 42.7 | 49.4 | 4.7 |
| Non-IEP | District | 0.0 | 10.9 | 50.0 | 39.1 | 0.0 | 9.4 | 71.7 | 18.8 |
| | State | 0.1 | 16.5 | 49.5 | 34.0 | 0.3 | 11.8 | 68.3 | 19.6 |

Grade 5 - Economically Disadvantaged

| Levels | Reading | | | | Mathematics | | | | |
|--------------------------|----------|-----|------|------|-------------|-----|------|------|------|
| | 1 | 2 | 3 | 4 | 1 | 2 | 3 | 4 | |
| Free/Reduced Price Lunch | District | 1.1 | 19.5 | 55.2 | 24.1 | 0.0 | 17.2 | 74.7 | 8.0 |
| | State | 0.3 | 33.5 | 49.7 | 16.5 | 1.0 | 24.0 | 67.6 | 7.4 |
| Not Eligible | District | 0.0 | 8.6 | 40.0 | 51.4 | 0.0 | 11.4 | 58.6 | 30.0 |
| | State | 0.1 | 10.0 | 44.5 | 45.5 | 0.2 | 7.1 | 64.2 | 28.4 |

Grade 6**Grade 6 - All**

| Levels | Reading | | | | Mathematics | | | | |
|----------|---------|-----|------|------|-------------|-----|------|------|------|
| | 1 | 2 | 3 | 4 | 1 | 2 | 3 | 4 | |
| District | | 0.0 | 17.8 | 61.2 | 21.1 | 0.0 | 14.5 | 59.9 | 25.7 |
| | State | 0.2 | 18.1 | 56.5 | 25.2 | 0.4 | 14.6 | 58.9 | 26.0 |

Grade 6 - Gender

| Levels | Reading | | | | Mathematics | | | | |
|--------|----------|-----|------|------|-------------|-----|------|------|------|
| | 1 | 2 | 3 | 4 | 1 | 2 | 3 | 4 | |
| Male | District | 0.0 | 17.9 | 59.0 | 23.1 | 0.0 | 14.1 | 66.7 | 19.2 |
| | State | 0.3 | 21.2 | 55.3 | 23.1 | 0.5 | 15.8 | 56.8 | 26.9 |
| Female | District | 0.0 | 17.6 | 63.5 | 18.9 | 0.0 | 14.9 | 52.7 | 32.4 |
| | State | 0.1 | 14.8 | 57.8 | 27.3 | 0.3 | 13.4 | 61.2 | 25.1 |

Grade 6 - Racial/Ethnic Background

| Levels | Reading | | | | Mathematics | | | | |
|----------------------------------|----------|-----|------|------|-------------|-----|------|------|------|
| | 1 | 2 | 3 | 4 | 1 | 2 | 3 | 4 | |
| White | District | 0.0 | 17.5 | 60.8 | 21.7 | 0.0 | 14.0 | 60.8 | 25.2 |
| | State | 0.1 | 10.9 | 55.2 | 33.7 | 0.2 | 8.3 | 57.2 | 34.4 |
| Black | District | | | | | | | | |
| | State | 0.4 | 32.3 | 57.3 | 10.0 | 1.0 | 28.0 | 61.3 | 9.7 |
| Hispanic | District | | | | | | | | |
| | State | 0.2 | 24.8 | 61.0 | 13.9 | 0.5 | 19.7 | 64.8 | 15.0 |
| Asian | District | | | | | | | | |
| | State | 0.1 | 6.6 | 45.3 | 48.0 | 0.1 | 4.8 | 38.6 | 56.5 |
| Native Hawaiian/Pacific Islander | District | | | | | | | | |
| | State | 0.0 | 9.6 | 57.4 | 33.1 | 0.0 | 7.3 | 56.9 | 35.8 |
| American Indian | District | | | | | | | | |
| | State | 0.2 | 23.4 | 55.6 | 20.8 | 0.8 | 19.0 | 59.1 | 21.2 |
| Two or More Races | District | | | | | | | | |
| | State | 0.3 | 14.6 | 54.3 | 30.8 | 0.3 | 13.1 | 57.5 | 29.1 |

Grade 6 - Students with Disabilities

| Levels | Reading | | | | Mathematics | | | | |
|---------|----------|-----|------|------|-------------|-----|------|------|------|
| | 1 | 2 | 3 | 4 | 1 | 2 | 3 | 4 | |
| IEP | District | 0.0 | 61.1 | 38.9 | 0.0 | 0.0 | 61.1 | 38.9 | 0.0 |
| | State | 1.2 | 56.2 | 37.4 | 5.2 | 2.3 | 45.3 | 46.6 | 5.9 |
| Non-IEP | District | 0.0 | 11.9 | 64.2 | 23.9 | 0.0 | 8.2 | 62.7 | 29.1 |
| | State | 0.1 | 12.6 | 59.3 | 28.1 | 0.1 | 10.2 | 60.7 | 28.9 |

Grade 6 - Economically Disadvantaged

| Levels | Reading | | | | Mathematics | | | | |
|--------------------------|----------|-----|------|------|-------------|-----|------|------|------|
| | 1 | 2 | 3 | 4 | 1 | 2 | 3 | 4 | |
| Free/Reduced Price Lunch | District | 0.0 | 26.7 | 62.8 | 10.5 | 0.0 | 22.1 | 60.5 | 17.4 |
| | State | 0.3 | 27.7 | 59.7 | 12.3 | 0.7 | 22.5 | 63.8 | 13.0 |
| Not Eligible | District | 0.0 | 6.1 | 59.1 | 34.8 | 0.0 | 4.5 | 59.1 | 36.4 |
| | State | 0.1 | 8.1 | 53.3 | 38.5 | 0.1 | 6.5 | 53.9 | 39.5 |

Grade 7**Grade 7 - All**

| Levels | Reading | | | | Mathematics | | | | Science | | | |
|----------|---------|------|------|------|-------------|------|------|------|---------|------|------|------|
| | 1 | 2 | 3 | 4 | 1 | 2 | 3 | 4 | 1 | 2 | 3 | 4 |
| District | 0.7 | 22.9 | 61.1 | 15.3 | 0.7 | 13.9 | 57.6 | 27.8 | 13.4 | 7.0 | 58.5 | 21.1 |
| | 0.4 | 21.5 | 58.0 | 20.1 | 1.4 | 14.0 | 53.5 | 31.1 | 8.6 | 11.6 | 54.6 | 25.3 |

Grade 7 - Gender

| Levels | Reading | | | | Mathematics | | | | Science | | | | |
|--------|----------|-----|------|------|-------------|-----|------|------|---------|------|------|------|------|
| | 1 | 2 | 3 | 4 | 1 | 2 | 3 | 4 | 1 | 2 | 3 | 4 | |
| Male | District | 1.5 | 32.4 | 52.9 | 13.2 | 1.5 | 20.6 | 51.5 | 26.5 | 16.4 | 7.5 | 53.7 | 22.4 |
| | State | 0.6 | 25.0 | 56.9 | 17.5 | 1.8 | 15.6 | 51.6 | 31.0 | 10.0 | 11.7 | 51.3 | 26.9 |
| Female | District | 0.0 | 14.5 | 68.4 | 17.1 | 0.0 | 7.9 | 63.2 | 28.9 | 10.7 | 6.7 | 62.7 | 20.0 |
| | State | 0.2 | 17.8 | 59.3 | 22.7 | 1.0 | 12.3 | 55.6 | 31.1 | 7.0 | 11.4 | 58.1 | 23.5 |

Grade 7 - Racial/Ethnic Background

| Levels | Reading | | | | Mathematics | | | | Science | | | | |
|----------------------------------|----------|-----|------|------|-------------|-----|------|------|---------|------|------|------|------|
| | 1 | 2 | 3 | 4 | 1 | 2 | 3 | 4 | 1 | 2 | 3 | 4 | |
| White | District | 0.7 | 23.2 | 60.9 | 15.2 | 0.7 | 14.5 | 58.0 | 26.8 | 13.2 | 7.4 | 58.1 | 21.3 |
| | State | 0.2 | 13.9 | 58.9 | 27.0 | 0.8 | 9.0 | 50.8 | 39.4 | 4.4 | 7.1 | 53.1 | 35.5 |
| Black | District | | | | | | | | | | | | |
| | State | 0.9 | 36.6 | 54.6 | 7.9 | 2.9 | 25.9 | 57.1 | 14.1 | 17.4 | 20.4 | 54.5 | 7.7 |
| Hispanic | District | | | | | | | | | | | | |
| | State | 0.5 | 29.2 | 59.7 | 10.7 | 1.6 | 17.9 | 60.7 | 19.8 | 12.1 | 16.1 | 59.7 | 12.1 |
| Asian | District | | | | | | | | | | | | |
| | State | 0.2 | 8.5 | 53.6 | 37.7 | 0.7 | 3.6 | 32.0 | 63.8 | 3.3 | 4.6 | 47.0 | 45.1 |
| Native Hawaiian/Pacific Islander | District | | | | | | | | | | | | |
| | State | 0.0 | 17.1 | 57.7 | 25.2 | 0.9 | 4.5 | 55.4 | 39.3 | 8.0 | 6.3 | 59.8 | 25.9 |
| American Indian | District | | | | | | | | | | | | |
| | State | 0.0 | 23.6 | 60.1 | 16.2 | 1.5 | 16.2 | 56.0 | 26.3 | 9.1 | 12.7 | 58.1 | 20.1 |
| Two or More Races | District | | | | | | | | | | | | |
| | State | 0.2 | 18.4 | 57.4 | 24.0 | 1.2 | 12.6 | 52.3 | 33.9 | 7.1 | 10.5 | 51.6 | 30.8 |

Grade 7 - Students with Disabilities

| Levels | Reading | | | | Mathematics | | | | Science | | | | |
|---------|----------|-----|------|------|-------------|-----|------|------|---------|------|------|------|------|
| | 1 | 2 | 3 | 4 | 1 | 2 | 3 | 4 | 1 | 2 | 3 | 4 | |
| IEP | District | 9.1 | 81.8 | 9.1 | 0.0 | 9.1 | 81.8 | 9.1 | 0.0 | 81.8 | 0.0 | 18.2 | 0.0 |
| | State | 2.4 | 61.0 | 33.3 | 3.3 | 7.7 | 44.0 | 42.2 | 6.1 | 28.6 | 24.5 | 40.8 | 6.1 |
| Non-IEP | District | 0.0 | 18.0 | 65.4 | 16.5 | 0.0 | 8.3 | 61.7 | 30.1 | 7.6 | 7.6 | 61.8 | 22.9 |
| | State | 0.1 | 15.8 | 61.6 | 22.5 | 0.5 | 9.7 | 55.2 | 34.7 | 5.7 | 9.7 | 56.6 | 28.0 |

Grade 7 - Economically Disadvantaged

| Levels | Reading | | | | Mathematics | | | | Science | | | | |
|--------------------------|----------|-----|------|------|-------------|-----|------|------|---------|------|------|------|------|
| | 1 | 2 | 3 | 4 | 1 | 2 | 3 | 4 | 1 | 2 | 3 | 4 | |
| Free/Reduced Price Lunch | District | 1.5 | 28.4 | 65.7 | 4.5 | 1.5 | 22.4 | 59.7 | 16.4 | 23.1 | 9.2 | 55.4 | 12.3 |
| | State | 0.7 | 32.2 | 57.8 | 9.4 | 2.2 | 21.3 | 59.2 | 17.2 | 13.7 | 17.3 | 57.4 | 11.6 |
| Not Eligible | District | 0.0 | 18.2 | 57.1 | 24.7 | 0.0 | 6.5 | 55.8 | 37.7 | 5.2 | 5.2 | 61.0 | 28.6 |
| | State | 0.1 | 11.1 | 58.3 | 30.5 | 0.6 | 6.8 | 47.9 | 44.6 | 3.5 | 6.0 | 51.9 | 38.6 |

Grade 8

Grade 8 - All

| Levels | Reading | | | | Mathematics | | | |
|----------|---------|------|------|------|-------------|------|------|------|
| | 1 | 2 | 3 | 4 | 1 | 2 | 3 | 4 |
| District | | | | | | | | |
| | 0.7 | 16.6 | 73.8 | 9.0 | 1.4 | 11.0 | 50.3 | 37.2 |
| State | | | | | | | | |
| | 0.1 | 13.6 | 76.1 | 10.1 | 0.3 | 14.7 | 52.4 | 32.6 |

Grade 8 - Gender

| Levels | Reading | | | | Mathematics | | | | |
|--------|----------|-----|------|------|-------------|-----|------|------|------|
| | 1 | 2 | 3 | 4 | 1 | 2 | 3 | 4 | |
| Male | District | 1.4 | 28.4 | 63.5 | 6.8 | 2.7 | 17.6 | 54.1 | 25.7 |
| | State | 0.2 | 17.2 | 74.3 | 8.3 | 0.4 | 16.8 | 50.1 | 32.7 |
| Female | District | 0.0 | 4.2 | 84.5 | 11.3 | 0.0 | 4.2 | 46.5 | 49.3 |
| | State | 0.1 | 10.0 | 78.0 | 12.0 | 0.2 | 12.5 | 54.7 | 32.5 |

Grade 8 - Racial/Ethnic Background

| Levels | Reading | | | | Mathematics | | | | |
|----------------------------------|----------|-----|------|------|-------------|-----|------|------|------|
| | 1 | 2 | 3 | 4 | 1 | 2 | 3 | 4 | |
| White | District | 0.7 | 16.8 | 73.4 | 9.1 | 1.4 | 11.2 | 50.3 | 37.1 |
| | State | 0.1 | 9.1 | 77.0 | 13.8 | 0.2 | 9.4 | 48.8 | 41.5 |
| Black | District | | | | | | | | |
| | State | 0.3 | 23.6 | 73.3 | 2.8 | 0.7 | 27.6 | 58.1 | 13.7 |
| Hispanic | District | | | | | | | | |
| | State | 0.1 | 17.3 | 77.6 | 4.9 | 0.3 | 18.1 | 59.7 | 21.9 |
| Asian | District | | | | | | | | |
| | State | 0.0 | 5.2 | 70.1 | 24.7 | 0.1 | 4.7 | 32.0 | 63.2 |
| Native Hawaiian/Pacific Islander | District | | | | | | | | |
| | State | 0.0 | 9.6 | 78.1 | 12.4 | 0.6 | 7.3 | 50.0 | 42.1 |
| American Indian | District | | | | | | | | |
| | State | 0.2 | 19.0 | 73.4 | 7.4 | 1.1 | 21.0 | 53.2 | 24.8 |
| Two or More Races | District | | | | | | | | |
| | State | 0.1 | 13.5 | 74.5 | 11.9 | 0.3 | 14.9 | 51.0 | 33.9 |

Grade 8 - Students with Disabilities

| Levels | Reading | | | | Mathematics | | | | |
|---------|----------|-----|------|------|-------------|------|------|------|------|
| | 1 | 2 | 3 | 4 | 1 | 2 | 3 | 4 | |
| IEP | District | 0.0 | 90.0 | 10.0 | 0.0 | 10.0 | 30.0 | 50.0 | 10.0 |
| | State | 0.9 | 50.8 | 47.2 | 1.1 | 2.0 | 50.6 | 41.6 | 5.9 |
| Non-IEP | District | 0.7 | 11.1 | 78.5 | 9.6 | 0.7 | 9.6 | 50.4 | 39.3 |
| | State | 0.0 | 8.3 | 80.3 | 11.4 | 0.1 | 9.6 | 53.9 | 36.4 |

Grade 8 - Economically Disadvantaged

| Levels | Reading | | | | Mathematics | | | | |
|--------------------------|----------|-----|------|------|-------------|-----|------|------|------|
| | 1 | 2 | 3 | 4 | 1 | 2 | 3 | 4 | |
| Free/Reduced Price Lunch | District | 0.0 | 27.4 | 69.9 | 2.7 | 2.7 | 16.4 | 60.3 | 20.5 |
| | State | 0.2 | 20.8 | 75.1 | 3.9 | 0.5 | 22.5 | 59.0 | 18.1 |
| Not Eligible | District | 1.4 | 5.6 | 77.8 | 15.3 | 0.0 | 5.6 | 40.3 | 54.2 |
| | State | 0.1 | 7.0 | 77.0 | 15.9 | 0.2 | 7.5 | 46.2 | 46.2 |

PRAIRIE STATE ACHIEVEMENT EXAMINATION (PSAE)

The following tables show the percentages of student scores in each of four performance levels. These levels were established with the help of Illinois educators who teach the grade levels and learning areas tested. Due to rounding, the sum of the percentages in the four performance levels may not always equal 100.

Level 1 -- Academic Warning - Student work demonstrates limited knowledge and skills in the subject. Because of major gaps in learning, students apply knowledge and skills ineffectively.

Level 2 -- Below Standards - Student work demonstrates basic knowledge and skills in the subject. However, because of gaps in learning, students apply knowledge and skills in limited ways.

Level 3 -- Meets Standards - Student work demonstrates proficient knowledge and skills in the subject. Students effectively apply knowledge and skills to solve problems.

Level 4 -- Exceeds Standards - Student work demonstrates advanced knowledge and skills in the subject. Students creatively apply knowledge and skills to solve problems and evaluate the results.

Grade 11

Grade 11 - All

| Levels | Reading | | | | Mathematics | | | | Science | | | |
|----------|---------|------|------|-----|-------------|------|------|-----|---------|------|------|------|
| | 1 | 2 | 3 | 4 | 1 | 2 | 3 | 4 | 1 | 2 | 3 | 4 |
| District | 10.7 | 33.3 | 51.3 | 4.7 | 8.7 | 35.3 | 52.0 | 4.0 | 9.3 | 35.3 | 48.0 | 7.3 |
| State | 9.9 | 39.4 | 41.6 | 9.0 | 10.7 | 37.7 | 42.2 | 9.4 | 8.8 | 39.6 | 41.1 | 10.6 |

Grade 11 - Gender

| Levels | Reading | | | | Mathematics | | | | Science | | | | |
|--------|----------|------|------|------|-------------|------|------|------|---------|------|------|------|------|
| | 1 | 2 | 3 | 4 | 1 | 2 | 3 | 4 | 1 | 2 | 3 | 4 | |
| Male | District | 14.1 | 35.9 | 47.4 | 2.6 | 11.5 | 34.6 | 47.4 | 6.4 | 10.3 | 37.2 | 42.3 | 10.3 |
| | State | 12.2 | 40.1 | 39.7 | 8.0 | 11.2 | 35.4 | 42.2 | 11.2 | 9.0 | 36.2 | 41.5 | 13.3 |
| Female | District | 6.9 | 30.6 | 55.6 | 6.9 | 5.6 | 36.1 | 56.9 | 1.4 | 8.3 | 33.3 | 54.2 | 4.2 |
| | State | 7.6 | 38.8 | 43.6 | 10.0 | 10.2 | 40.0 | 42.3 | 7.5 | 8.5 | 42.9 | 40.7 | 7.9 |

Grade 11 - Racial/Ethnic Background

| Levels | Reading | | | | Mathematics | | | | Science | | | | |
|----------------------------------|----------|------|------|------|-------------|------|------|------|---------|------|------|------|------|
| | 1 | 2 | 3 | 4 | 1 | 2 | 3 | 4 | 1 | 2 | 3 | 4 | |
| White | District | 10.6 | 30.5 | 53.9 | 5.0 | 7.8 | 33.3 | 54.6 | 4.3 | 8.5 | 33.3 | 50.4 | 7.8 |
| | State | 5.7 | 30.6 | 50.8 | 12.9 | 5.6 | 29.8 | 51.7 | 12.9 | 4.3 | 29.2 | 51.3 | 15.2 |
| Black | District | | | | | | | | | | | | |
| | State | 19.1 | 56.6 | 22.8 | 1.5 | 25.4 | 53.8 | 20.1 | 0.8 | 20.6 | 60.0 | 18.4 | 1.0 |
| Hispanic | District | | | | | | | | | | | | |
| | State | 14.7 | 51.9 | 30.6 | 2.8 | 13.9 | 49.9 | 33.6 | 2.6 | 12.1 | 54.6 | 30.4 | 2.9 |
| Asian | District | | | | | | | | | | | | |
| | State | 6.5 | 27.3 | 49.0 | 17.1 | 4.0 | 18.5 | 48.7 | 28.8 | 4.6 | 22.5 | 49.2 | 23.7 |
| Native Hawaiian/Pacific Islander | District | | | | | | | | | | | | |
| | State | 8.5 | 42.3 | 37.3 | 12.0 | 9.9 | 34.5 | 47.2 | 8.5 | 9.2 | 39.4 | 43.0 | 8.5 |
| American Indian | District | | | | | | | | | | | | |
| | State | 10.6 | 43.4 | 40.1 | 5.9 | 10.4 | 41.3 | 43.6 | 4.7 | 9.0 | 48.3 | 36.6 | 6.1 |
| Two or More Races | District | | | | | | | | | | | | |
| | State | 7.2 | 37.1 | 44.4 | 11.3 | 8.7 | 37.2 | 43.1 | 11.0 | 7.2 | 36.7 | 43.2 | 12.9 |

Grade 11 - Students with Disabilities

| Levels | Reading | | | | Mathematics | | | | Science | | | | |
|---------|----------|------|------|------|-------------|------|------|------|---------|------|------|------|------|
| | 1 | 2 | 3 | 4 | 1 | 2 | 3 | 4 | 1 | 2 | 3 | 4 | |
| IEP | District | 72.7 | 27.3 | 0.0 | 0.0 | 72.7 | 27.3 | 0.0 | 0.0 | 72.7 | 27.3 | 0.0 | 0.0 |
| | State | 41.0 | 42.7 | 14.4 | 2.0 | 45.7 | 41.1 | 11.9 | 1.3 | 36.9 | 48.2 | 12.6 | 2.3 |
| Non-IEP | District | 5.8 | 33.8 | 55.4 | 5.0 | 3.6 | 36.0 | 56.1 | 4.3 | 4.3 | 36.0 | 51.8 | 7.9 |
| | State | 5.9 | 39.0 | 45.1 | 9.9 | 6.2 | 37.3 | 46.1 | 10.4 | 5.2 | 38.5 | 44.7 | 11.6 |

Grade 11 - Economically Disadvantaged

| Levels | Reading | | | | Mathematics | | | | Science | | | | |
|--------------------------|----------|------|------|------|-------------|------|------|------|---------|------|------|------|------|
| | 1 | 2 | 3 | 4 | 1 | 2 | 3 | 4 | 1 | 2 | 3 | 4 | |
| Free/Reduced Price Lunch | District | 13.7 | 51.0 | 31.4 | 3.9 | 11.8 | 47.1 | 41.2 | 0.0 | 9.8 | 45.1 | 45.1 | 0.0 |
| | State | 16.9 | 52.3 | 28.4 | 2.3 | 18.7 | 51.1 | 28.4 | 1.9 | 15.8 | 55.5 | 26.5 | 2.3 |
| Not Eligible | District | 9.1 | 24.2 | 61.6 | 5.1 | 7.1 | 29.3 | 57.6 | 6.1 | 9.1 | 30.3 | 49.5 | 11.1 |
| | State | 5.1 | 30.6 | 50.7 | 13.6 | 5.2 | 28.6 | 51.7 | 14.5 | 4.0 | 28.7 | 51.1 | 16.3 |

2012 ADEQUATE YEARLY PROGRESS (AYP) STATUS REPORT

| | |
|---|----|
| Is this district making Adequate Yearly Progress (AYP)? | No |
| Is this district making AYP in Reading? | No |
| Is this district making AYP in Mathematics? | No |

| | |
|---|-------------------------------|
| Has this district been identified for District Improvement according to the AYP specifications of the federal No Child Left Behind Act? | Yes |
| 2012-13 Federal Improvement Status | District Improvement Year 2 |
| 2012-13 State Improvement Status | Academic Early Warning Year 2 |

| | Percent Tested on State Tests | | | | Percent Meeting/Exceeding Standards * | | | | | | Other Indicators | | | |
|--|-------------------------------|---------|-------------|---------|---------------------------------------|-----------------------|---------|-------------|-----------------------|---------|------------------|---------|------------------------|---------|
| | Reading | | Mathematics | | Reading | | | Mathematics | | | Attendance Rate | | 5-YEAR Graduation Rate | |
| | % | Met AYP | % | Met AYP | % | Safe Harbor Target ** | Met AYP | % | Safe Harbor Target ** | Met AYP | % | Met AYP | % | Met AYP |
| State AYP Minimum Target | 95.0 | | 95.0 | | 85.0 | | | 85.0 | | | 91.0 | | 82.0 | |
| All | 99.9 | Yes | 99.9 | Yes | 78.5 | | No | 82.5 | | No | 94.3 | Yes | 84.2 | Yes |
| White | 99.9 | Yes | 99.9 | Yes | 78.9 | 80.4 | No | 82.8 | | No | 95.3 | | 84.1 | |
| Black | | | | | | | | | | | | | | |
| Hispanic | | | | | | | | | | | | | | |
| Asian | | | | | | | | | | | | | | |
| Native Hawaiian/ Pacific Islander | | | | | | | | | | | | | | |
| American Indian | | | | | | | | | | | | | | |
| Two or More Races | | | | | | | | | | | | | | |
| LEP | | | | | | | | | | | | | | |
| Students with Disabilities | 100.0 | Yes | 100.0 | Yes | 38.2 | 52.3 | No | 48.0 | 60.5 | No | 94.3 | | 66.7 | |
| Economically Disadvantaged | 99.8 | Yes | 99.8 | Yes | 71.1 | 72.7 | No | 77.0 | 79.4 | No | 94.1 | | 71.4 | |

Four Conditions Are Required For Making Adequate Yearly Progress (AYP):

1. At least 95% tested in reading and mathematics for every student group. If the current year participation rate is less than 95%, this condition may be met if the average of the current and preceding year rates is at least 95%, or if the average of the current and two preceding years is at least 95%. Only actual participation rates are printed. If the participation rate printed is less than 95% and yet this school makes AYP, it means that the 95% condition was met by averaging.
2. At least 85% meeting/exceeding standards in reading and mathematics for every group. For any group with less than 85% meeting/exceeding standards, a 95% confidence interval was applied. Subgroups may meet this condition through Safe Harbor provisions.***
3. At least 91% attendance rate for non-high schools and at least 82% graduation rate for high schools.

* Includes only students enrolled as of 05/01/2011.

** Safe Harbor Targets of 85% or above are not printed.

***Subgroups with fewer than 45 students are not reported. Safe Harbor only applies to subgroups of 45 or more. In order for Safe Harbor to apply, a subgroup must decrease by 10% the percentage of scores that did not meet standards from the previous year plus meet the other indicators (attendance rate for non-high schools and graduation rate for high schools) for the subgroup. For subgroups that do not meet their Safe Harbor Targets, a 75% confidence interval is applied. Safe Harbor allows schools an alternate method to meet subgroup minimum targets on achievement.

FEDERAL SCHOOL IMPROVEMENT STATUS

Below is a list of the Title I funded schools in the district that are in Federal School Improvement Status as defined by the federal No Child Left Behind Act of 2001.

Number of schools in this district: 3

Number of Title I schools: 1

Number of Title I schools in Federal School Improvement Status: 1

Percent of schools in Federal School Improvement Status: 33.3%

| School ID | School Name | Years in School Improvement |
|------------------|---------------------------------|------------------------------------|
| 120800010262008 | East Richland Elementary School | 2 |

2012 DIFFERENTIATED ACCOUNTABILITY CLASSIFICATION

| | |
|---|---------------|
| The Differentiated Accountability Classification for the district is: | Comprehensive |
| Is this district making AYP in the "ALL" subgroup in reading? | No |
| Is this district making AYP in the "ALL" subgroup in math? | No |

In 2008, the Illinois State Board of Education was one of 6 states to be chosen by the US Department of Education to participate on the Differentiated Accountability Pilot Program. The Differentiated Accountability classification applies only to districts in federal improvement status that do not make AYP.

The classification is a descriptor (i.e., focused or comprehensive) that is added to a district's improvement status. Current Title I requirements do not change. The classification assists in distinguishing between districts that need focused supports verses more comprehensive interventions.

If a district does make AYP in ALL-student group in both reading and math, this district will be classified as a focused district; otherwise, the district will be identified as a comprehensive district.

January 09, 2013

Mr. Monte Newlin
Regional Superintendent of Schools
3rd Floor Court House
Olney, IL 62450

Dear Mr. Newlin:

The East Richland School District is requesting a waiver concerning the amendment to the Childhood Hunger Relief Act (105 ILCS 126/20), also referred to as the Summer Mandate. This amendment requires that a school district must, in all schools in which 50 percent or more of the student population is eligible for free or reduced-priced meals AND that have a summer school program, implement a summer breakfast and/or lunch program for the duration of the summer school program.

Our district is requesting a waiver for the following reasons:

- 1) We are uncertain that we will have the funds available for a summer school program.
- 2) If we do have a summer program, we believe it will not be cost effective or fulfill the intent of the mandate to implement a summer meal program.

Our summer program last year at East Richland Elementary School had an enrollment of only 50 students, with the likelihood of actual attendance per day being much lower because of numerous summer family activities. The students meet only 4 days per week for 1 hour 15 minutes per day (8:30 a.m. to 9:45 a.m.) for a total of twenty days.

The program is not easily accessible to other children in the community since the school is not centrally located. A breakfast meal would probably be a cold meal pattern and not necessarily enticing to attract extra children that would have to be driven to the site by their parents. The kitchen is usually closed for the summer for deep cleaning, and the inventory is depleted as much as possible and put in storage. Registration for the new school year is usually held the last week of July or the first week of August in the cafeteria and kitchen area.

The Summer Food Service Program would reimburse the district approximately \$1.65 per attending child. We would have to hire at least 1 person to handle the ordering of food, inventory, serving, clean-up, and marking off point-of-sale participation. Estimated work time would be 1 hour per day minimum and 1 extra hour per week for paper work. Cost of labor would depend on seniority of applicant and who might be available for this limited time period. Depending on attendance, the district may not be able to meet expenses for such a limited program. For the small number of students we might have, we feel we can better meet their needs by making available healthy snacks for the teachers to use at their discretion, if we do have summer school.

Therefore, we respectfully request your careful consideration of this waiver.

Sincerely,

Marilyn Holt
Superintendent of Schools



ERES Building Report January 2013

1. Enrollment Figures By Grade Level as of December 20, 2012:

| | | | | | | | | |
|---------------------|----|----|----|----|----|----|----|-----|
| Prekindergarten | 20 | 19 | 20 | 19 | 20 | 20 | 20 | 138 |
| Kindergarten | 24 | 24 | 23 | 24 | 24 | 24 | 24 | 143 |
| First Grade | | 25 | 24 | 24 | 25 | 25 | 25 | 123 |
| Second Grade | 23 | 23 | 24 | 23 | 23 | 24 | 21 | 161 |
| Primary LD/MMI | | | | | | | | 14 |
| Third Grade | | 27 | 26 | 27 | 27 | 27 | 27 | 134 |
| Fourth Grade | 27 | 27 | 27 | 25 | 25 | 24 | 24 | 179 |
| Fifth Grade | 23 | 23 | 22 | 22 | 20 | 21 | 21 | 131 |
| Intermediate LD/MMI | | | | | | | | 5 |

Total 1,028

SESE Classes

| | |
|-------------------|--------------|
| ECE | 10 |
| Offsite Locations | 10 |
| Total | 1,048 |

2. December Attendance Report Information:

| | |
|--------------|-------|
| Kindergarten | 95.3% |
| First Grade | 96.1% |
| Second Grade | 96.0% |
| Third Grade | 96.2% |
| Fourth Grade | 96.2% |
| Fifth Grade | 96.3% |

3. December Discipline

One student – In School Suspension – One Day

4. ERES News and Events

- For the Institute Day on January 4 grade level teachers will be working to align the math curriculum to the common core standards. Other teachers will be collaborating to coordinate curriculum and activities.
- Upon returning to school on January 7 ERES students had Tiger Safari to review the expectations for behaviors.
- Students in grades PK-2 have been having monthly lessons from Dena Siegert, University of Illinois Extension Educator for Wayne, Richland, and Edwards Counties, about nutrition.
- PTO Skating parties will begin January 15 and run through March 5 on Tuesday and Thursday nights from 6:00 to 8:00 p.m. This is a night of family fun.
- On January 25 ERES is having its monthly Leadership Day of “Wake Up the Habits”! Students will wear pajamas. Third grade students and teachers are responsible for hosting the day and creating school-wide lessons reminding us to use the habits!
- ERES celebrates the students achieving their monthly school-wide behavior goal. For September, October, November, and December 97% of the students have not received an office referral.

**East Richland Middle School
Building Report
Month Ending 12/31/12**

1. Enrollment

6th Grade ~ 167
7th Grade ~ 151
8th Grade ~ 146

2. Attendance

6th Grade ~ 94.43%
7th Grade ~ 93.62%
8th Grade ~ 93.45%

3. Discipline

Number of Expulsions ~ 0
Number of Out of School Suspensions ~ 4
Number of Days Each Child Suspended ~ 3 @ 2 days; 1 @ 2.5 days
Number of In School Suspensions ~ 6

4. Month Activities

December 10 ~ Choir Christmas Concert
December 14 ~ Assembly for Fundraiser Prize Winners
December 14 ~ 7th/8th Grade Christmas Dance
December 17 ~ 6th Grade Christmas Dance
December 18 ~ Band Christmas Concert
6th Grade 2nd Quarter Reward Day
December 19 ~ 7th Grade 2nd Quarter Reward Day
December 20 ~ 8th Grade 2nd Quarter Reward Day
2:03 Dismissal
End of 2nd Quarter
December 21-January 4 ~ Christmas Vacation/No School

5. Upcoming Events

January 4 ~ Institute Day—No School
January 7 ~ School Resumes—3rd Quarter
January 9 ~ Freshman Orientation @ ERHS
January 11 ~ Report Cards Issued
January 18 ~ 12:23 Dismissal—SIP Day
January 21 ~ No School—Martin Luther King, Jr. Birthday

11 boys basketball games; 7 girls basketball games

**East Richland High School
Principal's Report
January 1, 2013**

1. There will be a Teacher Institute Day on January 4th.
2. Freshman Orientation will be held January 9th from 5:30 – 7:00 pm.
3. 2nd Quarter report cards will be issued on January 10th.
4. A School Improvement Day is scheduled for January 18th. Students will be released at 12:25 pm.
5. There is no School on January 21st in observance of Martin Luther King, Jr. Day.
6. Registration for the 2013-2014 school year began December 20th and will continue through January 11th.

Enrollment Totals for December:

Freshmen ~ 172
Sophomores ~ 164
Juniors ~ 148
Seniors ~ 148
Total ~ 632

Percentage of Attendance ~ 93.04%

Discipline for December:

In School Suspension ~ 16
Out of School Suspension ~ 0
Lunch Detention ~ 59
Detention ~ 28
Saturday School ~ 15

Special Needs Board Report January 2013

- 355 - Total number of students with IEPs (Individual Education Plans)
- 1 - Total number of students with IEPs attending Optional Education
- 0 - Total number of students with IEPs attending Safe School
- 19 - Total number of students with IEPs attending out of district
 - SESE MSI** – Louisville (3)
 - SESE MSI** – West Richland Elementary (2)
 - SESE ED** – West Richland Elementary (5)
 - SESE ED** – Fresh Start TLC at Effingham (4)
 - SESE ED** – Oblong HS (0)
 - SESE ED** – Oblong MS (2)
 - Autism** – West Richland Elementary (1)
 - Autism** – O’Fallon, IL (1)
 - Residential** – Kemmerer Village (0)
 - Residential** – Swann at Champaign, IL (1)
 - Gateway** – Carbondale (0)
- 11 - Total number of students with Section 504 Plans
- 29 - Total number of pending re-evaluations
 - 5 - Total number of pending initial evaluations
 - 1 - Total number of move in students (1 - Speech Only)
 - 0 - Total number of students who left district (0 - Speech Only)
- 32 - Total number of IEP meetings held from December

MSI – Moderate to Severely Impaired
ED – Emotional Disability

Bid Sheet
2013 - 2014

72 Pass

To: Board of Education
East Richland Community Unit School District No. 1
1100 East Laurel Street
Olney, IL 62450

We propose to furnish and deliver the school buses described in the Bid Notice at the following prices:

Diesel

Chassis Make FREIGHTLINER
Chassis Engine CUM ISB 220HP
Body Make THOMAS

| <u>Total Bid</u> <u>Per Bus</u> | <u>Description</u> | <u>Trade-In Value</u> | <u>Net</u> <u>With Trade-In</u> |
|------------------------------------|-----------------------------------|-----------------------|------------------------------------|
| <u>\$ 82,198.00</u> | Bus No. #10 (66 Passenger) | <u>\$6,150.00</u> | <u>\$76,048.00</u> |
| <u>\$ 82,198.00</u> | Bus No. #21 (66 Passenger) | <u>\$4,720.00</u> | <u>\$77,478.00</u> |
| <u>\$ 82,198.00</u> | Bus No. #46 (66 Passenger) | <u>\$6,150.00</u> | <u>\$76,048.00</u> |
| | Total Bid Price | | <u>\$ 229,574.00</u> |

Signed MIDWEST BUS SALES INC. *Suzette Carroll*
Dealer

Address P.O. BOX 188, LITCHFIELD, IL 62056

Telephone Number 800-252-2083

Bid Sheet

2013 - 2014

To: Board of Education
East Richland Community Unit School District No. 1
1100 East Laurel Street
Olney, IL 62450

We propose to furnish and deliver the school buses described in the Bid Notice at the following prices:

Diesel

Chassis Make FREIGHTLINER
Chassis Engine CUM ISB 220HP
Body Make THOMAS

| <u>Total Bid Per Bus</u> | <u>Description</u> | <u>Trade-In Value</u> | <u>Net With Trade-In</u> |
|------------------------------|----------------------------|-----------------------|------------------------------|
| <u>\$80,701.00</u> | Bus No. #10 (66 Passenger) | <u>\$6,150.00</u> | <u>\$74,551.00</u> |
| <u>\$80,701.00</u> | Bus No. #21 (66 Passenger) | <u>\$4,720.00</u> | <u>\$75,981.00</u> |
| <u>\$80,701.00</u> | Bus No. #46 (66 Passenger) | <u>\$6,150.00</u> | <u>\$74,551.00</u> |
| | | Total Bid Price | <u>\$225,083.00</u> |

Signed

Lucille Carroll - agent
Dealer

Tim Torland

Address P.O. BOX 188, LITCHFIELD, IL 62056

Telephone Number 800-252-2083

Bid Sheet
2013 - 2014

72 Pass

To: Board of Education
East Richland Community Unit School District No. 1
1100 East Laurel Street
Olney, IL 62450

We propose to furnish and deliver the school buses described in the Bid Notice at the following prices:

Diesel

Chassis Make IC BUS CORPORATION

Chassis Engine INTERNATIONAL MAXXFORCE DT

Body Make IC BUS CORPORATION

| <u>Total Bid Per Bus</u> | <u>Description</u> | <u>Trade-In Value</u> | <u>Net With Trade-In</u> |
|--------------------------|----------------------------|-----------------------|--------------------------|
| <u>\$82,573.00</u> | Bus No. #10 (66 Passenger) | <u>\$8,200.00</u> | <u>\$74,373.00</u> |
| <u>\$82,573.00</u> | Bus No. #21 (66 Passenger) | <u>\$5,900.00</u> | <u>\$76,673.00</u> |
| <u>\$82,573.00</u> | Bus No. #46 (66 Passenger) | <u>\$8,200.00</u> | <u>\$74,373.00</u> |

Total Bid Price \$225,419.00

DEDUCT \$1,400.00 PER BUS IF TWO (2) OR MORE BUSES PURCHASED FROM
MIDWEST TRANSIT EQUIPMENT, INC.

MIDWEST TRANSIT EQUIPMENT, INC.

Signed Ron Grant 1/4/2013
Dealer

Address 146 W. ISSERT DRIVE, KANKAKEE, IL 60901

Telephone Number (800) 933-2412

Bid Sheet
2013 - 2014

To: Board of Education
East Richland Community Unit School District No. 1
1100 East Laurel Street
Olney, IL 62450

We propose to furnish and deliver the school buses described in the Bid Notice at the following prices:

Diesel

Chassis Make IC BUS CORPORATION

Chassis Engine INTERNATIONAL MAXXFORCE DT PREMIUM "WET-SLEEVED" IN-LINE 6-CYL. DIESEL

Body Make IC BUS CORPORATION

| <u>Total Bid Per Bus</u> | <u>Description</u> | <u>Trade-In Value</u> | <u>Net With Trade-In</u> |
|------------------------------|-----------------------------------|-----------------------|------------------------------|
| <u>\$82,488.00</u> | <u>Bus No. #10 (66 Passenger)</u> | <u>\$8,200.00</u> | <u>\$74,288.00</u> |
| <u>\$82,488.00</u> | <u>Bus No. #21 (66 Passenger)</u> | <u>\$5,900.00</u> | <u>\$76,588.00</u> |
| <u>\$82,488.00</u> | <u>Bus No. #46 (66 Passenger)</u> | <u>\$8,200.00</u> | <u>\$74,288.00</u> |
| | | Total Bid Price | <u>\$225,164.00</u> |

IF TWO (2) OR MORE NEW BUSES PURCHASED FROM MIDWEST TRANSIT EQUIPMENT DEDUCT \$900.00 PER BUS

MIDWEST TRANSIT EQUIPMENT, INC.

Signed 
Dealer

Address 146 WEST ISSERT DRIVE, KANKAKEE, IL 60901

Telephone Number (800) 933-2412

Bid Sheet
2013 - 2014

72 Pass

To: Board of Education
East Richland Community Unit School District No. 1
1100 East Laurel Street
Olney, IL 62450

We propose to furnish and deliver the school buses described in the Bid Notice at the following prices:


Diesel

Chassis Make BLUE BIRD

Chassis Engine CUMMINS ISB

Body Make BLUE BIRD

| <u>Total Bid Per Bus</u> | <u>Description</u> | <u>Trade-In Value</u> | <u>Net With Trade-In</u> |
|------------------------------|-----------------------------------|------------------------|------------------------------|
| <u>\$87,323.00</u> | <u>Bus No. #10 (66 Passenger)</u> | <u>\$8,000.00</u> | <u>\$79,323.00</u> |
| <u>\$87,323.00</u> | <u>Bus No. #21 (66 Passenger)</u> | <u>\$5,500.00</u> | <u>\$81,823.00</u> |
| <u>\$87,323.00</u> | <u>Bus No. #46 (66 Passenger)</u> | <u>\$8,500.00</u> | <u>\$78,823.00</u> |
| | | <u>Total Bid Price</u> | <u>\$239,969.00</u> |

Signed  Ben Hanewinkel
Dealer

Address 2450 Cassens Dr. Fenton, MO 63026

Telephone Number 800-825-8273

pricing is subject to chassis availability

Bid Sheet
2013 - 2014

To: Board of Education
East Richland Community Unit School District No. 1
1100 East Laurel Street
Olney, IL 62450

We propose to furnish and deliver the school buses described in the Bid Notice at the following prices:

Diesel

Chassis Make BLUE BIRD

Chassis Engine CUMMINS ISB

Body Make BLUE BIRD

| <u>Total Bid Per Bus</u> | <u>Description</u> | <u>Trade-In Value</u> | <u>Net With Trade-In</u> |
|------------------------------|----------------------------|-----------------------|------------------------------|
| <u>\$84,051.00</u> | Bus No. #10 (66 Passenger) | <u>\$8,000.00</u> | <u>\$76,051.00</u> |
| <u>\$84,051.00</u> | Bus No. #21 (66 Passenger) | <u>\$5,500.00</u> | <u>\$78,551.00</u> |
| <u>\$84,051.00</u> | Bus No. #46 (66 Passenger) | <u>\$8,500.00</u> | <u>\$75,551.00</u> |
| | | Total Bid Price | <u>\$230,153.00</u> |

Signed _____ Ben Hanewinkel
Dealer

Address 2450 CASSENS DRIVE, FENTON, MO 63026

Telephone Number 800-825-8273

School Board

Powers and Duties of the School Board

The *major* powers and duties of the School Board include, *but are not limited to*:

1. Formulating, adopting and modifying School Board policies, at its sole discretion, subject only to mandatory collective bargaining agreements and State and federal law.
2. Employing a superintendent and other personnel, making employment decisions, dismissing personnel, and establishing an equal employment opportunity policy that prohibits unlawful discrimination.
3. Directing through policy, the Superintendent, in his or her charge of the District's administration.
4. Approving the annual budget, tax levies, major expenditures, payment of obligations, annual audit, and other aspects of the District's financial operation, and making available a statement of financial affairs as provided in State law.
5. Entering contracts using the public bidding procedure when required.
6. Indemnifying, protecting, and insuring against any loss or liability of the School District, Board members, employees, and agents as provided or authorized by State law.
7. Providing, constructing, controlling, and maintaining adequate physical facilities; making school buildings available for use as civil defense shelters; and establish a resource conservation policy.
8. Establishing an equal educational opportunities policy that prohibits unlawful discrimination.
9. Approving the curriculum, textbooks, and educational services.
10. Evaluating the educational program; and approving School Improvement and District Improvement Plans.
11. ***Presenting the District report card and School report card(s) to parents/guardians and the community; these documents report District, School and student performance.***
12. Establishing and supporting student discipline policies designed to maintain an environment conducive to learning, including ***deciding*** individual student suspension or expulsion cases brought before it.
13. Establishing attendance units within the District and assigning students to the schools.
14. Establishing the school year;
15. Requiring a moment of silence to recognize veterans during any type of school event held at a District school on November 11.
- ~~16. Visiting District facilities.~~
17. Providing student transportation services.

18. Entering into joint agreements with other school boards to establish cooperative educational programs or provide educational facilities.
19. Complying with requirements in the Abused and Neglected Child Reporting Act. Specifically, each individual School Board member must, if an allegation is raised to the member during an open or closed School Board meeting that a student is an abused child as defined in the Act, direct or cause the School Board to direct the Superintendent or other equivalent school administrator to comply with the Act's requirements concerning the reporting of child abuse.
20. Communicating the schools' activities and operations to the community and representing the needs and desires of the community in educational matters.

LEGAL REF.: 105 ILCS 5/10-1 et seq.
23 Ill. Admin. Code 1.210(b).

CROSS REF.: 1:10, 2:10

ADOPTED: February 21, 2013

Board of Education

Board of Education Elections

School District elections are non-partisan, governed by the general election laws of the State, and include the election of School Board members, various public policy propositions, and advisory questions. Board members are elected at the consolidated election held on the first Tuesday in April in odd-numbered years. *If, however, that date conflicts with the celebration of Passover, the consolidated election is postponed to the first Tuesday following the last day of Passover. The canvass of votes is conducted by the election authority within 21 days after the election.*

The Board's election duties are:

1. The Board, by proper resolution, may place on the ballot: (a) public policy referendum according to Article 28 of the Election Code, or (b) advisory questions of public policy according to Section 9-1.5 of the School Code.
2. *The Board President, Secretary, and the member with the longest continuous service, compose the Education Officers Electoral Board to hear and rule on objections to candidate nominating petitions and public questions. However, if any member of the Electoral Board is a candidate for the office for which the objection petition is filed, he or she is replaced on the Electoral Board by the School Board member with the second longest continuous service.*
3. The Board Secretary or clerk serves as the local election official, assisted by designated representatives appointed by the Board.

ADOPTED: February 21, 2013

Board of Education

Qualifications, Term, and Duties of Board Officers

The School Board officers are: President, Vice President, Secretary, and Treasurer. These officers are elected *or appointed* by the Board at its organizational meeting.

President

The Board elects a President from its members for a 2-year term. The duties of the President are to:

1. Focus the Board meeting agendas on appropriate content and preside at all meetings;
2. Make all Board committee appointments; unless specifically stated otherwise;
3. *Attend* and observe any Board committee meeting *at his or her discretion*;
4. Represent the Board on other boards or agencies;
5. Serve as chairperson of the Education Officers Electoral Board which hears challenges to School Board candidate nominating petitions;
6. Sign official District documents requiring the President's signature, including Board Minutes and Certificate of Tax Levy;
7. Call special meetings of the Board;
8. Serve as the head of the public body for purposes of the Open Meetings Act and Freedom of Information Act.
9. Ensure that a quorum of the Board is physically present at all board meetings;
10. Administer or designate administration of the oath of office to new Board members; and
11. Serve as the Board's official spokesperson to the media.

The President is permitted to participate in all Board meetings in a manner equal to all other Board members, including the ability to make and second motions.

The Vice President fills a vacancy in the Presidency.

Vice President

The Board elects a Vice President from its members for a 2-year term. The Vice President performs the duties of the President if:

- The office of President is vacant;
- The President is absent; or
- The President is unable to perform the office's duties.

A vacancy in the Vice Presidency is filled by special Board election.

Secretary

The Board elects a Secretary for a 2-year term. The secretary may be, but is not required to be, a Board member. The secretary may receive reasonable compensation, as determined by the Board before appointment. However, if the secretary is a Board member, the compensation shall not exceed \$500 per year, as fixed by the Board at least 180 days before the beginning of the term. The duties of the Secretary are to:

1. Keep meeting minutes for all Board meetings and keep the verbatim record for all closed Board meetings;
2. Mail meeting notification and agenda to news media who have officially requested copies;
3. Keep records of the Board's official acts, and sign them, along with the President, before submitting them annually to the Treasurer on the First Monday of April and October and on such times as the Treasurer requests;
4. Report to the Treasurer on or before July 7, annually, such information as the Treasurer is required to include in the Treasurer's report to the Regional Superintendent;
5. Act as the local election authority for all school elections;
6. Arrange public inspection of the budget before adoption;
7. Publish required notices;
8. Sign official District Documents requiring the Secretary's signature; and
9. ***Maintain Board policy, and such other official documents as directed by the Board***

The Secretary may delegate some or all of these duties, except when State law prohibits the delegation. The Board appoints a secretary pro tempore, who may or may not be a Board member, if the Secretary is absent from any meeting or refuses to perform the duties of the office. A permanent vacancy in the office of Secretary is filled by special Board election.

Recording Secretary

The Board may appoint a Recording Secretary who is a staff member. The Recording Secretary shall:

1. Assist the Secretary by taking the minutes for all open Board meetings;
2. Assemble Board meeting material and provide it, along with prior meeting minutes, to Board members before the next meeting; and
3. Perform the Secretary's duties, as assigned, except when State law prohibits the delegation.

In addition, the Recording Secretary or Superintendent *receives* notification from Board members who desire to attend a Board meeting by video or audio means.

Treasurer

The Treasurer of the Board shall be either a member of the Board who serves a 1-year term or a non-Board member who serves at the Board's pleasure. A treasurer who is a Board member may not be compensated. A Treasurer who is not a Board member may be compensated provided it is established before the appointment. The treasurer must:

1. Be at least 21 years old;
2. Not be a member of the County Board of School Trustees; and
3. Have a financial background or related experience, or 12 credit hours of college-level accounting.

The Treasurer shall:

1. Furnish a bond, which shall be approved by a majority of the full Board;
2. Maintain custody of school funds;
3. Maintain records of school funds and balances;
4. Prepare a monthly reconciliation report for the Superintendent and Board; and
5. Receive, hold, and expend District funds only upon the order of the Board.

A vacancy in the Treasurer's office is filled by Board appointment.

LEGAL REF.: 5 ILCS 420/4A-106.
105 ILCS 5/8-1, 5/8-2, 5/8-3, 5/8-6, 5/8-16, 5/8-17, 5/10-1, 5/10-5,
5/10-7, 5/10-8, 5/10-13, 5/10-13.1, 5/10-14, and 5/17-1.

CROSS REF.: 2:210 (organizational meeting)

ADOPTED: January 17, 2013

Board of Education

Board Member Expenses

No School Board member may receive compensation for services, except that a Board member serving as the Board Secretary may be paid an amount up to the statutory limit if the Board so provides..

The Board may advance or reimburse members the actual and necessary expenses incurred while attending:

1. Meetings sponsored by the Illinois State Board of Education or by the Regional Superintendent of Schools;
2. County or regional meetings and the annual meeting sponsored by any school board association complying with Article 23 of The School Code; and
3. Meetings sponsored by an organization in the field of public school education.

In addition, the Board may reimburse a member for registration fees or tuition for a course that allowed the member to comply with the mandatory training described in policy 2:120, Board Member Development.

Expense reimbursement is not guaranteed and Board members should seek pre-approval of expenses, except in situations when the expense is diminutive. A Board member must return to the District any portion of an expense advance not used. Members must submit an itemized, signed voucher to support any expense advanced or to seek expense reimbursement. The voucher must show the amount of actual expense, attaching receipts if possible. A Board member submitting a bill for a group function should record participating members' names on the receipt. Money shall not be advanced or reimbursed for (1) the expenses of any person except the Board member, or (2) anyone's personal expenses.

The Superintendent shall review the submitted vouchers for compliance with this policy. If any voucher's compliance appears uncertain, the Superintendent shall notify the Board President or Vice-president if the voucher in question is from the President, as well as the Board member who submitted the voucher. The Superintendent shall include the voucher in the monthly list of bills that is presented to the Board for approval or rejection.

Registration

When possible, registration fees will be paid by the District in advance.

Transportation

The least expensive transportation shall be used, providing that no hardship shall be caused to the Board member. School Board members will be reimbursed for:

1. *Air travel at the coach or single class commercial airline. First class air travel will be reimbursed only if emergency circumstances warrant. The emergency circumstances must be explained on the expense voucher. Copies of airline tickets must be attached to the expense voucher.*

2. *Rail or bus travel at actual cost. Rail or bus travel costs may not exceed the cost of coach air fare. Copies of tickets will be attached to the expense voucher to substantiate amounts.*
3. *Use of personal automobiles at the standard mileage rate approved by the Internal Revenue Service for income tax purposes. The reimbursement may not exceed the cost of coach airfare. Mileage for use of personal automobiles in trips to and from transportation terminals will also be reimbursed. Toll charges and parking costs will be reimbursed.*
4. *Automobile rental costs when the vehicle's use is warranted. The circumstances for such use must be explained on the expense voucher.*
5. *Taxis, airport limousines, or other local transportation costs.*

Hotel/Motel Charges

Board members should request conference rate or mid-fare room accommodations. A single room rate will be reimbursed. Board members should pay personal expenses at checkout. If that is impossible, deductions for the charges should be made on the expense voucher.

Meal Charges

Meal charges to the School District should represent "mid-fare" selections for the hotel/meeting facility or general area. Tips shall be included with the meal charges. Expense vouchers must explain the meal charges incurred.

Miscellaneous Expenses

Board members may seek reimbursement for other expenses incurred while attending a meeting sponsored by organizations described herein by fully describing the expenses on the expense voucher, attaching receipts if possible.

ADOPTED- February 21, 2013

School Board

Types of School Board Meetings

General

For all meetings of the School Board and its committees, the Superintendent or designee shall satisfy all notice and posting requirements contained herein, as well as the Open Meetings Act. This shall include mailing meeting notification to news media that have officially requested them, and to others as approved by the School Board. Unless otherwise specified, all meetings are held in the District's main office. Board policy 2:220 School Board Meeting Procedure, governs meeting quorum requirements.

The Superintendent is designated on behalf of the Board and each Board committee to receive the training on compliance with the Open Meetings Act that is ***required by Section 1.05(a) of that Act***. The Superintendent may identify other employees to receive the training. Each Board member ***must complete a course of training on the Open Meetings Act as required by Section 1.05(b) or (c) of that Act***.

Regular Meetings

The School Board announces the time and place for its regular meetings at the beginning of each fiscal year. The Superintendent shall prepare and make available the calendar of regular School Board meetings. Meeting dates may be changed with 10 days' notice in accordance with State law.

A meeting agenda shall be posted at the District's main office and the Board's meeting room, or other location where the meeting is to be held, at least 48 hours before the meeting. ~~Items not specifically on the agenda may still be considered during the meeting.~~

Closed Meetings

The School Board and School Board committees may meet in a closed meeting to consider the following subjects:

1. The appointment, employment, compensation, discipline, performance, or dismissal of specific employees of the public body, including hearing testimony on a complaint lodged against an employee to determine its validity. 5 ILCS 120/2(c)(1).
2. Collective negotiating matters between the public body and its employees or their representatives, or deliberations concerning salary schedules for one or more classes of employees. 5 ILCS 120/2(c)(2).

3. The selection of a person to fill a public office, as defined in the Open Meetings Act, including a vacancy in a public office, when the public body is given power to appoint under law or ordinance, or the discipline, performance or removal of the occupant of a public office, when the public body is given power to remove the occupant under law or ordinance. 5 ILCS 120/2(c)(3).
4. Evidence or testimony presented in open hearing, or in closed hearing where specifically authorized by law, to a quasi-adjudicative body, as defined in the Open Meetings Act, provided that the body prepares and makes available for public inspection a written decision setting forth its determinative reasoning. 5 ILCS 120/2(c)(4).
5. The purchase or lease of real property for the use of the public body, including meetings held for the purpose of discussing whether a particular parcel should be acquired. 5 ILCS 120/2(c)(5).
6. The setting of a price for sale or lease of property owned by the public body. 5 ILCS 120/2(c)(6).
7. The sale or purchase of securities, investments, or investment contracts. 5 ILCS 120/2(c)(7).
8. Security procedures and the use of personnel and equipment to respond to an actual, a threatened, or a reasonably potential danger to the safety of employees, students, staff, the public or public property. 5 ILCS 120/2(c)(8).
9. Student disciplinary cases. 5 ILCS 120/2(c)(9).
10. The placement of individual students in special education programs and other matters relating to individual students. 5 ILCS 120/2(c)(10).
11. Litigation, when an action against, affecting or on behalf of the particular public body has been filed and is pending before a court or administrative tribunal, or when the public body finds that an action is probable or imminent, in which case the basis for the finding shall be recorded and entered into the minutes of the closed meeting. 5 ILCS 120/2(c)(11).
12. The establishment of reserves or settlement of claims as provided in the Local Governmental and Governmental Employees Tort Immunity Act, if otherwise the disposition of a claim or potential claim might be prejudiced, or the review or discussion of claims, loss or risk management information, records, data, advice or communications from or with respect to any insurer of the public body or any intergovernmental risk management association or self insurance pool of which the public body is a member. 5 ILCS 120/2(c)(12).

13. Self-evaluation, practices and procedures, or professional ethics, when meeting with a representative of a statewide association of which the public body is a member 5 ILCS 120/2(c)(16).
14. Discussion of minutes of meetings lawfully closed under the Open Meetings Act, whether for purposes of approval by the body of the minutes or semi-annual review of the minutes as mandated by Section 2.06. 5 ILCS 120/2(c)(21).
15. ***Meetings between internal or external auditors and governmental audit committees, finance committees, and their equivalents, when the discussion involves internal control weaknesses, identification of potential fraud risk areas, known or suspected frauds, and fraud interviews conducted in accordance with generally accepted auditing standards of the United States of America. 5 ILCS 120/2(c)(28)***

The Board may hold a closed meeting, or close a portion of a meeting, by a majority vote of a quorum, taken at an open meeting. The vote of each School Board member present, and the reason for the closed meeting, shall be publicly disclosed at the time of the meeting and clearly stated in the motion and the meeting minutes.

A single motion calling for a series of closed meetings may be adopted when such meetings will involve the same particular matters and are scheduled to be held within 3 months of the vote.

No final School Board action shall be taken at a closed meeting.

Reconvened or Rescheduled Meetings

A meeting may be rescheduled or reconvened. Public notice of a rescheduled or reconvened meeting shall be given in the same manner as that for a special meeting, except that no public notice is required when the original meeting is open to the public and (1) is to be reconvened within 24 hours, or (2) an announcement of the time and place of the reconvened meeting was made at the original meeting and there is no change in the agenda.

Special Meetings

Special meetings may be called by the President or by any 3 members of the School Board by giving notice thereof, in writing, stating the time, place, and purpose of the meeting to remaining Board members by mail at least 48 hours before the meeting, or by personal service at least 24 hours before the meeting.

Public notice of a special meeting is given by posting a notice at the District's administration office at least 48 hours before the meeting and by notifying the news media, which have filed a written request for notice. A meeting agenda shall accompany the notice.

No matters shall be discussed, considered, or brought before the School Board at any special meeting other than such matters as were included in the stated purpose of the meeting.

Emergency Meetings

Notice of emergency meetings shall be given as soon as practical, but in any event, before the meeting to news media that have filed a written request for notice.

Posting on the District Website

In addition to the other notices specified in this policy, the Superintendent or designee shall post the following on the District website (1) the annual schedule of regular meetings, which shall remain posted until the Board approves a new schedule of regular meeting; (2) a public notice of all Board meetings; and (3) the agenda for each ~~regular~~ meeting, which shall remain posted until the regular meeting is concluded.

ADOPTED: February 21, 2013

Operational Services

Insufficient Fund Checks and Debt Recovery

Insufficient Fund Checks

The Superintendent or designee is responsible for collecting the maximum fee authorized by State law for returned checks written to the District that are not honored upon presentation to the respective bank or other depository institution for any reason. The Superintendent is authorized to contact the District's attorney whenever necessary to collect the returned check amount, fee, collection costs and expenses, and interest.

Delinquent Debt Recovery

The Superintendent is authorized to seek collection of delinquent debt owed the District. The Superintendent or designee shall execute the requirements in any intergovernmental agreement between the District and the Illinois Office of the Comptroller (Comptroller) that has the purpose of debt recovery. The intergovernmental agreement establishes the terms under which the District may request, and the Comptroller will execute, a deduction (offset) of the amount of a debt owed the District from a future payment that the State makes to an individual or entity responsible for paying the debt. The Comptroller will pay the amount deducted to the District and the District will credit that amount against the balance owed to the District until the debt is paid. The Superintendent or designee is responsible, without limitation, for each of the following:

- 1. Providing notice and due process to the individual or entity against whom a claim is made. Written notice must be given the individual or entity responsible for paying a debt before the debt is certified to the Comptroller for offset. The notice must state the claim's amount, the reason for the amount due, the claim's date or time period, and a description of the process to challenge the claim. An individual or entity challenging a claim shall be provided an informal proceeding to refute the claim's existence, amount, or current collectability; the decision following this proceeding shall be reviewable. An appeal of the denial of a fee waiver request shall be handled according to 4:140, Waiver of Student Fees.*
- 2. Certifying to the Comptroller that the debt is past due and legally enforceable, and notifying the Comptroller of any change in the status of an offset claim.*
- 3. Responding to requests for information from the Comptroller to facilitate the prompt resolution of any protest received by the Comptroller.*

Adopted: February 21, 2013

Operational Services

Purchases and Contracts

The Superintendent shall manage the District's purchases and contracts in accordance with the State law, the standards set forth in this policy, and other applicable School Board policies.

Standards for Purchasing and Contracting

All purchases and contracts shall be entered into in accordance with State law. The Board Attorney shall be consulted as needed regarding the legal requirements for purchases or contracts. All contracts shall be approved or authorized by the Board.

All purchases and contracts should support a recognized District function or purpose as well as provide for good quality products and services at the lowest cost, with consideration for service, reliability, and delivery promptness, and in compliance with State law. No purchase or contract shall be made or entered into as a result of favoritism, extravagance, fraud, or corruption.

Adoption of the annual budget authorizes the Superintendent or designee to purchase budgeted supplies, equipment, and services provided that State law is followed. Purchases of items not included in the budget require prior Board approval, except in an emergency.

When presenting a contract or purchase for Board approval, the Superintendent or designee shall ensure that it complies with applicable State law, including but not limited to, those specified below:

1. Supplies, materials, or work involving an expenditure in excess of **\$25,000** must comply with the State law bidding procedure, 105 ILCS 5/10-20.21, unless specifically exempted.
2. Construction, lease, or purchase of school buildings must comply with State law and Board policy 4:150, Facility Management and Building Programs.
3. Guaranteed energy savings must comply with 105 ILCS 5/19b-1 et seq.
4. Third party non-instructional services must comply with 105 ILCS 5/10-22.34c.
5. Goods and services that are intended to generate revenue and other remunerations for the District in excess of \$1,000, including without limitation vending machine contracts, sports and other attire, class rings, and photographic services, must comply with 105 ILCS 5/10-20.21. The Superintendent or designee shall keep a record of: (1) each vendor, product, or service provided, (2) the actual net revenue and non-monetary remuneration from each contract or agreement, and (3) how the revenue was used and to whom the non-monetary remuneration was distributed. The Superintendent or designee shall report this information to the Board by completing the necessary forms that must be attached to the District's annual budget.

6. The purchase of paper and paper products must comply with 105 ILCS 5/10-20.19c and Board policy 4.70, Resource Conservation.

The Superintendent or designee shall: (1) execute the reporting and website posting mandates in State law concerning District contracts, and (2) monitor the discharge of contracts, contractors' performances, and the quality and value of services or products being provided.

ADOPTED: February 21, 2013

Operational Services

Resource Conservation

The Superintendent or designee shall manage a program of energy and resource conservation for the District that includes:

1. Periodic review of procurement procedures and specifications to ensure that purchased products and supplies are reusable, durable, or made from recycled materials, if economically and practically feasible.
2. Purchasing recycled paper and paper products in amounts that will, at a minimum, meet the specification in The School Code, if economically and practically feasible.
3. Periodic review of procedures on the reduction of solid waste generated by academic, administrative, and other institutional functions. The procedures shall:
 - (a) require recycling the District's waste stream, including landscape waste, computer paper, and white office paper, if economically and practically feasible;
 - (b) include investigation of the feasibility of potential markets for other recyclable materials that are present in the Districts' waste stream; and
 - (c) be designed to achieve, before July 1, 2020, at least a 50% reduction the amount of solid waste that is generated by the District.
4. *Adherence to energy conservation measures.*

ADOPTED: February 21, 2013

Operational Services

Transportation

The District shall provide free transportation for any student in the District who resides: (1) at a distance of one and one-half miles or more from his or her assigned school, unless the School Board has certified to the Illinois State Board of Education that adequate public transportation is available, or (2) within one and one-half miles from his or her assigned school where walking to school or to a pick-up point or bus stop would constitute a serious hazard due to vehicular traffic or rail crossing, and adequate public transportation is not available. A student's parent(s)/guardian(s) may file a petition with the Board requesting transportation due to the existence of a serious safety hazard. Free transportation services and vehicle adaptation is provided for a special education student if included in the Student's individualized educational program. Non-public school students shall be transported in accordance with State law. Homeless students shall be transported in accordance with **Section 45/1-15** of the ***Education for Homeless Children Act***.

If a student is at a location within the District, other than his or her residence, for child care purposes at the time for transportation to and/or from school, that location may be considered for purposes of determining the 1 ½ miles from the school attended. Unless the Superintendent or designee establishes new routes, pick-up locations for students in day care must be along the District's regular routes. The District will not discriminate among types of locations where day care is provided, which may include the premises of licensed providers, relatives' homes, or neighbors' homes.

Bus schedules and routes shall be determined by the Superintendent or designee and shall be altered only with the Superintendent or designee's approval and direction. In fixing the routes, the pickup and discharge points should be as safe and convenient for students as possible.

No school employee may transport students in school or private vehicles unless authorized by the administration.

Every vehicle regularly used for the transportation of students must pass safety inspections in accordance with State law and Illinois Department of Transportation regulations. The strobe light on a school bus may be illuminated only when the bus is actually being used as a school bus and (1) is stopping or stopped for loading or discharging students on a highway outside an urban area, or (2) is bearing one or more students. The Superintendent shall implement procedures in accordance with State law for accepting comment calls about school bus driving.

All contracts for charter bus services must contain the clause prescribed by State law regarding criminal background checks for bus drivers.

Pre-Trip and Post-Trip Vehicle Inspection

The Superintendent or designee shall develop and implement a pre-trip and post-trip inspection procedure to ensure that the school bus driver (1) tests the two-way radio and ensures that it is functioning properly before the bus is operated, and (2) walks to the rear of the bus before leaving the bus at the end of each route, work shift, or work day, to check the bus for children or other passengers in the bus.

ADOPTED: February 21, 2013

General Personnel

Hiring Process and Criteria

The District hires the most qualified personnel consistent with budget and staffing requirements and in compliance with School Board policy on equal employment opportunity and minority recruitment. The Superintendent is responsible for recruiting personnel and making hiring recommendations to the School Board. If the Superintendent's recommendation is rejected, the Superintendent must submit another. No individual will be employed who has been convicted of a criminal offense listed in Section **5.21B-80** of The School Code.

The Superintendent may hire personnel on a short-term basis for a specific project or emergency condition before securing the Board's approval.

All applicants must complete a District *on-line* application in order to be considered for employment.

Job Descriptions

The Superintendent shall develop and maintain a current, comprehensive job description for each position or job category; however, a provision in a collective bargaining agreement or individual contract will control in the event of a conflict.

Investigations

The Superintendent or designee shall ensure that a fingerprint-based criminal history records check and a check of the Statewide Sex Offender Database and Violent Offender Against Youth Database is performed on each applicant as required by State law. The Superintendent or designee shall notify an applicant if the applicant is identified in either database. The School Code requires the Board President to keep a conviction record confidential and share it only with the Superintendent, Regional Superintendent, State Superintendent, State Educator Preparation and Licensure Board, any other person necessary to the hiring decision, or for purposes of clarifying the information, the Department of State Police and/or Statewide Sex Offender Database.

~~The Superintendent or designee shall ensure that an applicant's credit history or report from a consumer reporting agency is used only when a satisfactory credit history is an established bona fide occupational requirement of a particular position.~~

Each newly hired employee must complete an Immigration and Naturalization Service Form as required by federal law.

The District retains the right to discharge any employee whose criminal background investigation reveals a conviction for committing or attempting to commit any of the offenses outlined in Section 5/21B-80 of the School Code or who falsifies, or omits facts from his or her employment application or other employment documents.

The Superintendent shall ensure that the District does not engage in any investigation or inquiry prohibited by law and complies with each of the following:

- 1. The District uses an applicant's credit history or report from a consumer reporting agency only when a satisfactory credit history is an established bona fide occupational requirement of a particular position.*
- 2. The District does not ask an applicant or applicant's previous employers about claim(s) made or benefits(s) received under the Workers' Compensation Act.*
- 3. The District does not request of an applicant or employee access in any manner to his or her social networking website, including a request for passwords to such sites.*
- 4. The District provides equal employment opportunities to all persons. See policy 5:10, Equal Employment Opportunity and Minority Recruitment.*

Physical Examinations

New employees must furnish evidence of physical fitness to perform assigned duties and freedom from communicable disease, including tuberculosis. All physical fitness examinations and tests for tuberculosis must be performed by a physician licensed in Illinois, or any other state, to practice medicine and surgery in any of its branches, or an advanced practice nurse who has a written collaborative agreement with a collaborating physician that authorizes the advanced practice nurse to perform health examinations, or a physician assistant who has been delegated the authority by his or her supervising physician to perform health examinations. The employee must have the physical examination and tuberculin test performed no more than 90 days before submitting evidence of it to the Board.

Any employee may be required to have an additional examination by a physician who is licensed in Illinois to practice medicine and surgery in all its branches, or an advanced practice nurse who has a written collaborative agreement with a collaborating physician that authorizes the advanced practice nurse to perform health examinations, or a physician assistant who has been delegated the authority by his or her supervising physician to perform health examinations, if the examination is job-related and consistent with business necessity. The Board will pay the expenses of any such examination.

Orientation Program

The District's staff will provide an orientation program for new employees to acquaint them with the District's policies and procedures, their school's rules and regulations, and the responsibilities of their position.

CROSS REF.: 3:50, 5:10, 5:40

ADOPTED: February 21, 2013

Instruction

Student Social and Emotional Development 1

Social and emotional learning (SEL) is defined as the process through which students enhance their ability to integrate thinking, feeling, and behaving to achieve important life tasks. Students competent in SEL are able to recognize and manage their emotions, establish healthy relationships, set positive goals, meet personal and social needs, and make responsible and ethical decisions.

The Superintendent shall incorporate SEL into the District's curriculum and other educational programs consistent with the District's mission and the goals and benchmarks of the Ill Learning Standards. The Ill. Learning Standards include three goals for students:

- 1. Develop Self-awareness and self-management skills to achieve school and life success;*
- 2. Use social awareness and interpersonal skills to establish and maintain positive relationship.*
- 3. Demonstrate decision-making skills and responsible behaviors in personal, school, and community contexts.*

The incorporation of SEL objectives into the District's curriculum and other educational programs may include but is not limited to:

- 1. Classroom and school-wide programming to foster a safe, supportive learning environment, where students feel respected and valued. This may include incorporating scientifically based, age-and-culturally appropriate classroom instruction, District-wide, and school-wide strategies that teach SEL skills, promote optimal mental health, and prevent risk behaviors for all students.*
 - 2. Staff development and training to promote students' SEL development. This may include providing all personnel with age-appropriate academic and SEL and how to promote it.*
 - 3. Parent/Guardian and family involvement to promote students' SEL development. This may include providing parents/guardians and families with learning opportunities related to the importance of their children's optimal SEL development and ways to enhance it.*
 - 4. Community partnerships to promote students' SEL development. This may include establishing partnerships with diverse community agencies and organizations to assure a coordinated approach to addressing children's mental health and SEL development.*
-

5. *Early identification and intervention to enhance students' school readiness, academic success, and use of good citizenship skills. This may include development of a system and procedures for periodic and universal screening, assessment, and early intervention for students who have significant risk factors for social, emotional, or mental health conditions that impact learning.*
6. *Treatment to prevent or minimize mental health conditions in students. This may include building and strengthening referral and follow-up procedures for providing effective clinical services for students with social, emotional, and mental health conditions that impact learning. This may include student and family support services, school-based behavioral health services, and school-community linked services and supports.*
7. *Assessment and accountability for teaching SEL skills to all students. This may include implementation of a process to assess and report baseline information and ongoing progress about school climate, students' social and emotional development, and academic performance.*

LEGAL REF.: *Children's Mental Health Act of 2003, 405 ILCS 49/1 et seq.*

ADOPTED: February 21, 2013

Instruction

Truant's Alternative and Optional Education Programs for Students At Risk of Academic Failure and/or Dropping Out of School and Graduation Incentives Program

The Superintendent or designee shall develop, maintain, and supervise a program for students at risk of academic failure or dropping out of school. The program shall include education and support services addressing individual learning styles, career development, and social needs, and may include *without limitation one or more of the following*:

- parent-teacher conferences
- counseling services by social workers and/or guidance counselors
- counseling services by psychologists
- psychological testing
- Truants' Alternative and Optional Education Program
- alternative educational programs through the Regional Superintendent's Office
- alternative school placement
- community agency services
- alternative learning opportunities program, in conformity with the Alternative Learning Opportunities Law, as it may be amended from time-to-time
- graduation incentives program
- ***Remediation program***

Any student who is below the age of 20 years is eligible to enroll in a graduation incentives program if he or she;

1. Is considered a dropout according to State law;
2. Has been suspended or expelled;
3. Is pregnant or is a parent;
4. Has been assessed as chemically dependent; or
5. Is enrolled in a bilingual education or LEP program

The student who chooses an alternative education program shall meet with the Building Principal and appropriate staff for the purpose of developing an individualized optional education plan. The truant student's parent(s)/guardian(s) shall participate in the planning sessions unless the truant student is 18 years or older.

ADOPTED: February 21, 2013

Instruction

Instructional Materials

All District classrooms and learning centers *should be* equipped with an evenly-proportioned, wide assortment of *instructional materials*, including textbooks, workbooks, audio-visual materials, and *electronic materials*. *These materials should provide quality learning experiences for students and:*

1. Enrich and support the curriculum;
2. Stimulate growth in knowledge, literary appreciation, aesthetic values, and ethical standards;
3. Provide background information to enable students to make *informed judgments and promote critical reading and thinking*;;
4. Depict in an accurate and unbiased way the cultural diversity and pluralistic nature of American society; and;
5. *Contribute to a sense of worth of all people regardless of sex, race, religion, nationality, ethnic origin, sexual orientation, disability, or any other differences that may exist*;

The Superintendent or designee shall annually provide a list or description of textbooks and instructional materials used in the District to the School Board. Anyone may inspect any textbook or instructional material.

Teachers are encouraged to use supplemental material only when it will enhance, or otherwise illustrate, the subjects being taught and to ensure it is age-appropriate. No R-rated movie shall be shown to students unless prior approval is received from the Superintendent or designee, and no movie rated NC-17 (no one 17 and under admitted) shall be shown under any circumstances. Those restrictions apply to television programs and other media with equivalent ratings. ~~All supplemental media material must be age appropriate. No commercial movie rated other than "G" shall be shown to students unless prior written approval is received from the parent(s)/guardian(s).~~

Instructional Materials Selection and Adoption and Adoption

The Superintendent shall approve the selection of all textbooks and instructional materials according to the standards described in this policy. The School Code governs the adoption and purchase of textbooks and instructional materials.

ADOPTED: February 21, 2013

Students

Attendance and Truancy

Definitions

~~Truant—A "truant" is a child subject to compulsory school attendance and who is absent without valid cause from such attendance for a school day or portion thereof.~~

~~Chronic or habitual truant—A "chronic or habitual truant" is a child who is subject to compulsory school attendance and who is absent without valid cause from such attendance for 10 percent or more of the previous 180 regular attendance days.~~

~~Truant minor—A child to whom supportive services, including prevention, diagnostic, intervention and remedial services, alternative programs, and other school and community resources have been provided and have failed to result in the cessation of chronic truancy or have been offered and refused.~~

Compulsory School Attendance

This policy applies to individuals who have custody or control of a child: (a) between the ages of 7 and 17 years of age (unless the child has graduated from high school), or (b) who is enrolled in any of grades, kindergarten through 12, in the public school regardless of age. These individuals must cause the child to attend the District school wherein the child is assigned, except as provided herein or by State law. Subject to specific requirements in State law, the following children are not required to attend public school:

1. Any child attending a private school (including a home school) or parochial school
2. Any child who is physically or mentally unable to attend school (including a pregnant student suffering medical complications as certified by her physician),
3. Any child lawfully and necessarily employed
4. Any child over 12 and under 14 years of age while in confirmation classes
5. Any child absent because his or her religion forbids secular activity on a particular day and
6. Any child 16 years of age or older who is employed and is enrolled in a graduation incentives program.

The parent/guardian of a student who is enrolled must authorize all absences from school and notify the school in advance or at the time of the student's absence. A valid cause for absence includes illness, observance of a religious holiday, death in the immediate family, family emergency, other situations beyond the control of the student, other circumstances that cause reasonable concern to the parent/guardian for the student's safety or health, or other reasons as approved by the Superintendent or designee.

Absenteeism and Truancy Program

The Superintendent or designee shall manage an absenteeism and truancy program in accordance with The School Code and School Board policy. The program shall include but not be limited to:

1. *A protocol for excusing a student from attendance who is necessarily and lawfully employed. The Superintendent or designee is authorized to determine when the student's absence is justified.*
2. *A process to telephone, within 2 hours after the first class, the parents/guardians of students in grade 8 or below who are absent without prior parent/guardian notification.*
3. *A process to identify and track students who are truants, chronic or habitual truants, or truant minors as defined in The School Code, Section 26-2a.*
4. *Methods for identifying the cause(s) of a student's unexcused absenteeism, including interviews with the student, his or her parent(s)/guardian(s), and staff members or other people who may have information.*
5. *The identification of supportive services that may be offered to truant or chronically truant students, including parent-teacher conferences, student and/or family counseling, or information about community agency services. See Board policy 6:110, Programs for Students At Risk of Academic Failure and/or Dropping Out of School and Graduation Incentives Program.*
6. *A process to request the assistance and resources of outside agencies, such as, the juvenile officer of the local police department or the truant office of the appropriate Regional Office of Education, if truancy continues after supportive services have been offered.*
7. *A protocol for cooperating with non-District agencies including County or municipal authorities, the Regional Superintendent, truant officers, the Community Truancy Review Board, and a comprehensive community based youth service agency. Any disclosure of school student records must be consistent with Board policy 7:340, Student Records, as well as State and federal law concerning school student records.*
8. *An acknowledgement that punitive action, including out-of-school suspensions, expulsions, or court action, shall be taken against a chronic truant for his or her truancy unless available supportive services and other school resources have been provided to the student.*
9. *The criteria to determine whether a student's non-attendance is due to extraordinary circumstances shall include economic or medical necessity or family hardship and such other criteria that the Superintendent believes qualifies.*
10. *A process for a 17 year old resident to participate in the District's various programs and resources for truants. The student must provide documentation of his/her dropout status for the previous 6 months. A request from an individual 19 years of age or older to re-enroll after having dropped out of school is handled according to provisions in 7:50, Students School Admissions and Student Transfers To and From Non-District Schools.*
11. *A process for the temporary exclusion of a student 17 years of age or older for failing to meet minimum academic or attendance standards according to provisions in State law. A parent/guardian has the right to appeal a decision to exclude a student.*

ADOPTED: February 21, 2013

This is my letter to inform the East Richland board of education, I, Samuel L. Jarvis Sr, am retiring from my position of a school bus driver. My last date for driving a school bus is 01 Feb 2013. I would like to thank the board for allowing me to work for the district and I have enjoyed being with the students the past 30 years, and watching them grow up. This has been a very rewarding job, for me.


Sam Jarvis Sr
11 JAN 2013

January 1, 2013

To: East Richland District Office

FROM: Becky Kocher

This letter is to verify my stepping down as Head cook at ERMS, with the intent of remaining with the ERCU Food Service Team as a cook at ERES, Beginning Monday, January 7, 2013.


Becky Kocher



East Richland High School Athletic Department

“Home of the Olney Tigers”

Date: January 10, 2013

To: Chris Simpson, Principal

From: Chad LeCrone, Athletic Director

Re: Girls’ Soccer Coaches

I recommend that Amy Stallard be moved from Assistant Girls’ Soccer Coach to Head Girls’ Soccer Coach for the Spring 2013 season. She brings a wealth of knowledge and experience to the position and has been a valuable asset to the program for a number of years.

I also recommend that Ladi Stallard be hired as the Assistant Girls’ Soccer Coach for the Spring 2013 season. She has many years of experience playing and will also be a valuable asset to the program.



East Richland High School Athletic Department

“Home of the Olney Tigers”

Date: January 10, 2013

To: Chris Simpson, Principal

From: Chad LeCrone, Athletic Director

Re: Girls’ Soccer Coaches

I recommend that Amy Stallard be moved from Assistant Girls’ Soccer Coach to Head Girls’ Soccer Coach for the Spring 2013 season. She brings a wealth of knowledge and experience to the position and has been a valuable asset to the program for a number of years.

I also recommend that Ladi Stallard be hired as the Assistant Girls’ Soccer Coach for the Spring 2013 season. She has many years of experience playing and will also be a valuable asset to the program.

East Richland Community Unit School District No. 1

1100 East Laurel Street
Olney, Illinois 62450
(618) 395-2324 • FAX (618) 392-4147



Marilyn J. Holt
Superintendent of Schools

Larry G. Bussard
Assistant Superintendent

VITA

POSITION: Custodian 3rd Shift ERHS

NAME: Warren Robert Jennings

ADDRESS: 517 W. Butler
Olney, Il. 62450

TELEPHONE NO: 618-553-3375

EDUCATION: High School

WORK EXPERIENCE: Marines (motor vehicle operator). Nature Creation (built bird houses)

CERTIFICATION: N/A

It is the recommendation of Larry Bussard, Assistant Superintendent and Lee Anderson, head custodian at ERHS, to employ Warren Jennings as an East Richland CUSD #1 Custodian...



Larry Bussard, Assistant Superintendent

MEMORANDUM

To: Marilyn Holt
Superintendent

From: Ann Dee Bent
Food Service Director

RE: Repositioning of Food Service Personnel
Date: 01/07/13

In lieu of the resignation/reassignment of East Richland Middle School Head Cook, Becky Kocher, I would like to recommend Kimberly Billington as a full time Head Cook for the East Richland Food Service Department at the Middle School Campus; start date 01/07/13.

Kimberly has worked several years in food service. She has been working with our food service department at ERES since the beginning of the 2011-12 school year. We believe her experience will be a great asset to the ERCU#1 Food Service Middle School team.

Thank you for your consideration in this matter.

December 19, 2012

East Richland CUSD #1
1100 East Laurel Street
Olney, Illinois 62450

Dear Mrs. Holt and the East Richland Board of Education,

I could not be happier working in this district with amazing faculty and staff that I call my co-workers and friends. Being a part of this district is truly a blessing, and I count myself a very lucky person to be in such an amazing position.

My husband Ryan and I are very excited to be expecting our third child. The due date is February 14, 2013. However, due to some complications/risk factors, my doctor is expecting to induce me at least one to two weeks before the due date.

I would like to request a leave of absence starting when my doctor recommends I no longer work. I would like to use 20 sick/personal days and at least 16 dock days. I plan to return to work after spring vacation on Tuesday, April 2, 2013.

I believe this time will allow me to both devote the necessary attention to my family, as well as to ensure that I am teaching to my potential in the classroom. Thank you for all that you do and for your consideration in this matter.

Sincerely,

Mackenzie Denton

January 10, 2013

To the Members of the Board of Education,

I am submitting this letter to request maternity leave. Currently, my due date is February 4th. I would appreciate a leave that would include the remainder of the 2012-2013 school year. I look forward to returning to the East Richland district in August of 2013.

Thank you for your consideration in this matter!

Sincerely,

Deven Mosbey

4th Grade Teacher-East Richland Elementary School