

**East Richland Community Unit School District No.1
Board of Education**

**Regular Meeting
Thursday, January 19, 2012
East Richland Middle School Library
7:00 PM**

- I. Call to Order and Pledge of Allegiance
Routine
- II. Roll Call
- III. Approval of Minutes of Previous Meetings
Please find minutes attached.
 - A. Regular and Closed Minutes of the Regular Board Meeting of Thursday, December 15, 2011 5
Please find minutes of the December 15, 2011 Board Meeting attached.
- IV. Financial Reports
As always, if you have questions regarding the financial reports or bills, please contact me prior to the meeting. Our total bill list is \$131,869.03.
 - A. Treasurer's Report 14
 - B. Balance Sheet 15
 - C. Approval of Bills and Payroll 20
 - D. All Other Financial Reports
 - 1. Comparison of Funds -December 2010 with December2011 68
 - 2. Monthly Financial Report 69
 - 3. Other
- V. Communication
Please see the following list of communications received by the district.
 - A. Thank You for Expression of Sympathy from Sherri Snider
We received a card from Sherri snider thanking us for the flowers sent as a memorial for her father and the support she received during the difficult time in her life.
 - B. Thank You for Expression of Sympathy from the Family of Debbie Burget
Debbie Burget was Jackie Madden's sister. We received a thank you note from the family thanking us for the flowers sent by the board and administration.
 - C. Thank You for Expression of Sympathy from the Family of Joe Totten
Joe Totten was the father of Dan Totten who is one of our bus drivers. The family sent a thank you note for flowers sent by the board and administration.
 - D. Thank You from the family of Francis Plew
We received a thank you from Joyce Fritschle, the music teacher at ERES, and the family of Francis Plew for expression of sympathy.
 - E. Thank You from Matt and Michelle Powell

Matt and Michelle sent a thank you for the book we sent to them celebrating their son, Ben's, arrival.

F. Thank You from Amy Rusk

Amy sent a thank you for the invitation to the Holiday Meet and Greet. She writes that it was nice to have the opportunity to meet with school board members and new staff at East Richland Community Unit. She has felt very welcome in her new position at ERHS and looks forward to working with everyone in the future.

VI. Recognition and Comments from Employees and Public

A. ERMS Lego League

The ERMS Lego League will present for us at the meeting.

B. ERMS Laptop Presentation

Middle School students will give a presentation on their laptops. You will be amazed when you see what the students can do with these laptops.

VII. Public Hearing

110

We will need to adjourn from the regular meeting to conduct a public hearing for the purpose of hearing testimony regarding the waiver of the summer food program mandate. We don't feel that it is beneficial to the community or the district to provide a summer food program. I will present testimony to that effect.

A. Temporarily Adjourn Regular Meeting to Convene Public Hearing Regarding Summer School Food Service Program

B. Testimony from ERCU and Community

C. Adjourn Public Hearing and Convene to Regular Meeting

VIII. Administrative Report

A. Superintendent's Report

1. Superintendent's Annual Report

112

I will present my annual report at the meeting.

2. Statements of Economic Interest

Please find Statements at your place and fill out for Alda to file at the Richland Count Clerk's office.

3. Review of Certified and Non-certified Seniority Lists

135

Please look over the list. The certified seniority list is going to change considerably with the changes created by House Bill 7. We have sent the list to teachers and will update our records accordingly.

4. ERHS JROTC Rifle Team

The JROTC Rifle Team competed in Rutherfordton-Spindale Central High School MC-JROTC's Blueridge Postal Match on October 18th and received the final results Thursday, January 11, 2012. The Postal Competition attracted 249 registered teams with 850 shooters. Rutherfordton-Spindale High School awarded medals to the top 10% of shooters in the field. Two of our students, Sidney Harrison and Gerald Moudy, were recipients of those prestigious medals. We are very proud of the achievements of our JROTC students.

B. Assistant Superintendent's Report	
C. Administrative Reports	
<i>Principals have prepared written reports, which are attached. Administrators will also be at the meeting to answer any questions that you may have.</i>	
1. ERES - Suzanne Hahn	164
2. ERES - Cris Edwards	
3. ERMS-Andrew Thomann	166
4. ERHS - Chris Simpson	167
5. ERHS - Chad LeCrone	
6. Special Education - Mick Whittler	168
IX. Unfinished Business	
X. New Business	
A. Accept Bus Bid	169
<i>We received three bids for busses; Ponder Equipment Company, Midwest Transit Equipment, Inc. and Central States bus Sales, Inc. Larry will give a review of the bus bids and have a recommendation for your consideration.</i>	
B. Accept Fuel Bid	172
<i>We received one bid from Wabash Valley Service Company for fuel. Larry will present the details of the bid and a recommendation for your consideration at the meeting.</i>	
C. Approve Girls' Soccer Athletic Cooperative Agreement with West Richland CUSD #2	173
<i>We have a Cooperative Agreement with West Richland for you approval. Please find ERCU expenses attached. I recommend approval.</i>	
D. Approve Boys' Track and Field Cooperative Agreement with West Richland CUSD#2	176
<i>We have a Cooperative Agreement with West Richland for you approval. Please find ERCU expenses attached. I recommend approval.</i>	
E. Approve Girls' Track and Field Cooperative Agreement with West Richland CUSD#2	179
<i>We have a Cooperative Agreement with West Richland for you approval. Please find ERCU expenses attached. I recommend approval.</i>	
XI. Policies for First Reading	
<i>I have no policies to recommend for approval at this time.</i>	
XII. Executive Session	
<i>We will need a motion to enter Executive Session to discuss the following items:</i>	
A. To Consider Information Regarding Appointment, Employment or Dismissal of Individual Employees	
B. To Discuss Matters of Student Discipline	
C. To Discuss Matters of Closed Session Minutes	
XIII. Resignations	

- XIV. Employment
- A. Approve ERHS Coaches for 2012 Spring Athletics 182
Please find Spring Extra Curricular Duties attached for approval. I recommend we approve.
- B. Approve ERMS Spring Extra-Curricular Positions
- XV. Leave of Absence
- A. Approve Family Leave for ERMS Teacher
Asheley Beard is a P.E. teacher at the middle school. She is requesting some extended time off for a maternity leave that will, hopefully, begin in April of 2012. She would like to take some extra time off to spend with the new baby and three other children. She is requesting to be on leave until January of 2013. She feels that this is time that she and her family will need to adjust, and for her to be an effective teacher when she comes back to work. Ashley thanks you for taking the time to consider her request.
- B. Approve Family Leave for ERHS Teacher
Amanda Redman is requesting a maternity leave from approximately April 18 through May 24. I recommend approval.
- C. Approve Leave of Absence for ERES Teacher
Jenifer Hearn is requesting a leave of absence. As you will recall, Jenifer's little boy has been ill. I recommend approval.
- XVI. Closed Minutes 183
I recommend approval of the destruction of the audio recording of the Closed Session of the Regular Meeting of July 15, 2010, which were opened to the public on December 16, 2010.
- A. Approve Destruction of the Audio Recording of the Regular Meeting of Thursday, July 15, 2010 183
I recommend the destruction of the audio recording of the Closed Minutes of July 15, 2010, which were open to the public on December 16, 2010.
- XVII. The Importance of Music in Education 185
Steve would like to share his thoughts on the importance of music in education. We can have discussion at this time. Please find Steve's document attached.
- XVIII. Set Special Meeting for the Purpose of Negotiations and District Planning
I would like to set the date for a Special Meeting for January 24, 2012 at 5:00 p.m. in the District Administration Office. We will plan to go into executive session for the negotiations portion of the meeting and come out of executive session to discuss district planning.
- XIX. Adjourn
The next regular meeting will be held on February 16, 2012.

Minutes of a regular meeting of the Board of Education of East Richland Community Unit School District No. 1, Counties of Richland, Wayne and Jasper, in the State of Illinois, held in the Unit Administration Office Board Room, 1100 East Laurel Street, Olney, Illinois, Thursday, December 15, 2011.

AGENDA #I – “Call to Order & Pledge of Allegiance” – The meeting was called to order at the hour of 7:00 p.m. by Mr. Ben Anderson, President of the Board of Education, who chaired the meeting. The meeting opened with the Pledge of Allegiance.

AGENDA #II – “Roll Call” – The Recording Secretary called the roll of those present and the following members answered to their names as called and were found to be present:

Mr. Ben Anderson, Mr. Steve Marrs, Dr. Gerald M. Mastio, Ms. Jervaise McDaniel, Mr. Leon Redman, Mr. Jan D. Ridgely, Mr. Jeff Wilson. Members absent at roll call: None. A quorum being present, the Chair declared the Board of Education to be in open, public session for the transaction of business.

Also present, in addition to Board Members: Ms. Marilyn J. Holt, Superintendent of Schools; Mr. Larry Bussard, Assistant Superintendent; Ms. Suzanne Hahn, ERES Principal; Mr. Andy Thomann, ERMS Principal; Mr. Chris Simpson, ERHS Principal; Mr. Chad LeCrone, ERHS Assistant Principal/Athletic Director; Mr. Mick Whittler, Director of Special Education. Also present was Mr. Harry Hillis, Jr., Recording Secretary.

(Note: This meeting was held pursuant to previous Board of Education action and Notice given by Mr. Ben Anderson, President, in writing, to all members, and to news media having requested such notice. A copy of the Notice was also posted at the main office of this school district.)

AGENDA #III – “Approval of Minutes of Previous Meetings” – Minutes as prepared for the following meeting were presented for approval:

A. Regular and Closed Minutes of Regular Board Meeting of Tuesday, November 15, 2011.

Board Action to Approve Minutes: Ms. McDaniel made a motion to approve minutes of the foregoing meeting as prepared, but that closed meeting minutes of that date not be opened to public inspection at this time. Mr. Wilson seconded the motion and on a viva voce (by the voice) vote the Chair declared the motion carried.

AGENDA #IV – “Financial Reports” – The following financial reports were presented:

#IV-A. Treasurer’s Report: The monthly Treasurer’s Report was presented.

#IV-B. Approval of Bills & Payroll: The listing of current bills, in the amount of \$174,707.28, to date of listing, and district payroll for the month of December 2011, were presented for payment. Payroll for personnel on regular employment status is the same as for the month of November 2011, with the following:

- Additions: None.
- Deletions: Charmaine Tinder, ERES Aide.
- Changes: None.

#IV-C. All Other Financial Reports:

1. Comparison of Funds – November 2010 with November 2011.
2. Approval of Activity Funds.
3. Monthly Financial Report.

Board Action: Mr. Redman made a motion to approve the treasurer’s report, bills, payroll, and other financial reports as presented. Mr. Marrs seconded the motion and on a roll call vote the following members voted yea:

Mr. Anderson, Mr. Marrs, Dr. Mastio, Ms. McDaniel, Mr. Redman, Mr. Ridgely, Mr. Wilson. Members voting nay: None. Members absent: None. The motion having received 7 yea and 0 nay votes, the Chair declared the motion carried.

AGENDA #V – “Communications” – The following recent communications were presented.

- A. Thank You from the family of Dan Denton for expression of sympathy.
- B. Thank You from the family of Bernie Edwards for expression of sympathy.
- C. Thank You from Alda Ingram for allowing her to attend the JAC in Chicago.
- D. Thank You from West Richland Superintendent Gary Miller and School Board for evening spent with East Richland Board.
- E. Thank You from First Grade Team for gift in honor of National Education Week.
- F. Thank You from ERES Kindergarten Team for Jump Drive.
- G. Thank You from First Lego League.

AGENDA #VI – “Recognition & Comments from Employees & Public” – None.

AGENDA #VII – “Administrative Reports” –

#VII-A. Superintendent’s Report – Marilyn J. Holt: Ms. Holt presented the following informational reports.

- 1. Financial Update:** A brief update was given on the current financial situation of the school district and state.

2. Joint Annual Conference: A report was given on the Joint Annual Conference in Chicago.

3. Thanks to AnnDee Bent and Food Service Department: The Superintendent thanked AnnDee Bent and her staff for the delightful treats prior to the meeting.

4. Recognition of Little Shop of Horrors Sponsors, Cast and Crew: The Superintendent recognized the outstanding musical and publicly thanked all of those involved.

5. Recognition of First Lego League: The team had the opportunity to go to Streator this past Saturday. They learned many lessons about sportsmanship, teamwork, robotics and research.

#VII-B. Assistant Superintendent’s Report – Larry Bussard: Mr. Bussard reported briefly on items that will appear later on the meeting agenda.

#VII-C. Other Administrative Reports: Written reports were presented by other administrators.

AGENDA #VIII – “Unfinished Business” – None.

AGENDA #IX – “New Business” –

#IX-A. Approve 2011 Tax Levy: The Superintendent gave a presentation regarding the Certificate of Tax Levy for 2011 and then presented the levy and recommended approval. The certificate lists the following amounts: Educational purposes \$3,038,388; Operations & Maintenance purposes \$825,649; Transportation purposes \$330,260; Working Cash purposes \$82,565; Municipal Retirement purposes \$400,000; Social Security purposes \$240,000; Fire Prevention and Safety purposes \$82,565; Tort Immunity purposes \$710,000; Special Education purposes \$66,052. Total levy is \$5,775,479. The County Clerks also levy a tax sufficient to pay principal and interest on the district’s outstanding bond issue. The Certificate of Tax Levy is to be filed in the offices of the County Clerks of Richland, Wayne and Jasper Counties on or before the last Tuesday of December, 2011. (**Documentary Registry No.11-12-01**)

Board Action: Mr. Wilson made a motion to approve the Certificate of Tax Levy for East Richland Community Unit School District No. 1 for 2011 as recommended. Ms. McDaniel seconded the motion and on a roll call vote the following members voted yea:

Mr. Anderson, Mr. Marrs, Dr. Mastio, Ms. McDaniel, Mr. Redman, Mr. Ridgely, Mr. Wilson. Members voting nay: None. Members absent: None. The motion having received 7 yea and 0 nay votes, the Chair declared the motion carried.

#IX-B. Approve Risk Management Plan: The Superintendent recommended approval of the school district’s Risk Management Program FY13, which reflects the Tort/Risk budget of \$710,000. This plan details possible options the district can utilize for its tort levy. **(Documentary Registry No.11-12-02)**

Board Action: Mr. Redman made a motion to approve the FY13 Risk Management Plan as recommended. Mr. Wilson seconded the motion and on a roll call vote the following members voted yea:

Mr. Anderson, Mr. Marrs, Dr. Mastio, Ms. McDaniel, Mr. Redman, Mr. Ridgely, Mr. Wilson. Members voting nay: None. Members absent: None. The motion having received 7 yea and 0 nay votes, the Chair declared the motion carried.

#IX-C. Accept Statewide Evaluation of 21st Century Community Learning Centers in Illinois: The Statewide Evaluation of 21st Century Learning Centers in Illinois, 2010-2011, was presented and the Superintendent recommended acceptance. The completed evaluation of the East Richland Middle School Program was submitted by Sherry Geier, Program/Site Coordinator. External Evaluator was Dr. Barbara Roberts. **(Documentary Registry No. 11-12-03)**

Board Action: Ms. McDaniel made a motion to accept the Statewide Evaluation of 21st Century Learning Centers in Illinois. Mr. Wilson seconded the motion and on a roll call vote the following members voted yea:

Mr. Anderson, Mr. Marrs, Dr. Mastio, Ms. McDaniel, Mr. Redman, Mr. Ridgely, Mr. Wilson. Members voting nay: None. Members absent: None. The motion having received 7 yea and 0 nay votes, the Chair declared the motion carried.

#IX-D. Approve Bid for Technology Rewire at East Richland High School: Mr. Bussard and representatives of Matrix Integration reviewed the technology rewire project at East Richland High School. Wires will be installed in classrooms and hallways and all old wires will be removed. Access points will be mounted throughout the building for future wireless use. The Superintendent recommended approval of the bid of Matrix Integration, Jasper, Indiana, in the amount of \$117,450. **(Documentary Registry No.11-12-04)**

Board Action: Dr. Mastio made a motion to approve the bid of Matrix Integration for the technology rewire project at ERHS as recommended. Ms. McDaniel seconded the motion and on a roll call vote the following members voted yea:

Mr. Anderson, Mr. Marrs, Dr. Mastio, Ms. McDaniel, Mr. Redman, Mr. Ridgely, Mr. Wilson. Members voting nay: None. Members absent: None. The motion having received 7 yea and 0 nay votes, the Chair declared the motion carried.

AGENDA #X – “Policies for First Reading” – None.

AGENDA #XI – “Executive Session” – Ms. McDaniel made a motion to hold a closed meeting, under Section 2(c)(1) of the Open Meetings Act to consider the appointment, employment, compensation, discipline, performance, or dismissal of individual employees of the district; and, under Section 2(c)(9) of the Open Meetings Act to consider student discipline; and to conduct the semiannual review of closed session minutes as mandated by Section 2.06 of the Open Meetings Act; and, to conduct a review of closed meeting audio recordings. Mr. Ridgely seconded the motion and on a roll call vote the following members voted yea:

Mr. Anderson, Mr. Marrs, Dr. Mastio, Ms. McDaniel, Mr. Redman, Mr. Ridgely, Mr. Wilson. Members voting nay: None. Members absent: None. The motion having received 7 yea and 0 nay votes, the Chair declared the motion carried. A closed meeting was held, beginning at 8:15 p.m.

Closed Meeting Ended: Mr. Redman made a motion to adjourn the closed meeting and reconvene in open session. Ms. McDaniel seconded the motion and on a viva voce (by the voice) vote the Chair declared the motion carried. A quorum being present, the Board reconvened in open, public session for the transaction of business at 9:15 p.m.

AGENDA #XII – “Discussion of Middle School Room Addition” – A drawing and estimates for a choral room at ERMS were presented, with the two current music rooms to be used for band. The proposal was discussed, with no consensus on the matter. No action was taken, pending further review by the administration.

AGENDA #XIII – “Resignations” – The Superintendent recommended acceptance of the following personnel resignations.

- A. ERHS Girls’ Head Soccer Coach – Kacie Rodgers.**
- B. ERHS Assistant Track Coach – Mark Anselment.**
- C. ERMS 7th Grade Volleyball Coach – Anita Seiler.**
- D. ERMS Play Directors – Rebecca Leslie and Mackenzie Denton.**

Board Action: Ms. McDaniel made a motion to accept the foregoing resignations as recommended. Mr. Ridgely seconded the motion and on a roll call vote the following members voted yea:

Mr. Anderson, Mr. Marrs, Dr. Mastio, Ms. McDaniel, Mr. Redman, Mr. Ridgely, Mr. Wilson. Members voting nay: None. Members absent: None. The motion having received 7 yea and 0 nay votes, the Chair declared the motion carried.

AGENDA #XIV – “Employment” – The Superintendent recommended employment of the following personnel, with Board action as recorded:

- A. ERES Teacher Assistant – Jamie Wilson.**

Board Action: Mr. Ridgely made a motion to employ Jamie Wilson as recommended. Mr. Redman seconded the motion and on a roll call vote the following members voted yea:

Mr. Anderson, Mr. Marrs, Dr. Mastio, Ms. McDaniel, Mr. Redman, Mr. Ridgely. Members voting nay: None. Mr. Wilson abstained. Members absent: None. The motion having received 6 yea and 0 nay votes, with 1 abstention, the Chair declared the motion carried.

- B. ERES Personal Aide – Lisa Shilling.**
- C. ERES Teacher Assistant – Amanda Brame.**
- D. ERMS 7th Grade Volleyball Coach – Tara Weber.**

Board Action: Mr. Wilson made a motion to employ Lisa Shilling, Amanda Brame and Tara Weber as recommended. Dr. Mastio seconded the motion and on a roll call vote the following members voted yea:

Mr. Anderson, Mr. Marrs, Dr. Mastio, Ms. McDaniel, Mr. Redman, Mr. Ridgely, Mr. Wilson. Members voting nay: None. Members absent: None. The motion having received 7 yea and 0 nay votes, the Chair declared the motion carried.

AGENDA #XV – “Leave of Absence” – None.

AGENDA #XVI – “Closed Meeting Minutes” – The Superintendent presented the following recommendations for Board action relative to closed meeting minutes:

#XVI-A. Approve Destruction of Closed Meeting Audio Recording: The Superintendent recommended approval to destroy the closed meeting audio recording of the Rescheduled Regular Closed Meeting of Tuesday, June 22, 2010.

Board Action: Mr. Ridgely made a motion to approve destruction of the closed meeting audio recording of June 22, 2010, as recommended. Mr. Redman seconded the motion and on a roll call vote the following members voted yea:

Mr. Anderson, Mr. Marrs, Dr. Mastio, Ms. McDaniel, Mr. Redman, Mr. Ridgely, Mr. Wilson. Members voting nay: None. Members absent: None. The motion having received 7 yea and 0 nay votes, the Chair declared the motion carried.

#XVI-B. Approval to Open Closed Meeting Written Minutes: The Board of Education having conducted the semi-annual review of written closed meeting minutes as mandated by Section 2.06 of the Open Meetings Act, the Superintendent recommended that written closed meeting minutes from May 19, 2011 - October 20, 2011 be opened to the public record.

Board Action: Mr. Marrs made a motion to open to the public record written closed meeting minutes from May 19, 2011 - October 20, 2011 as recommended. Dr. Mastio seconded the motion and on a roll call vote the following members voted yea:

Mr. Anderson, Mr. Marrs, Dr. Mastio, Ms. McDaniel, Mr. Redman, Mr. Ridgely, Mr. Wilson. Members voting nay: None. Members absent: None. The motion having received 7 yea and 0 nay votes, the Chair declared the motion carried.

AGENDA #XVII – “Adjournment” – Mr. Wilson made a motion to adjourn. Next regular meeting will be Thursday, January 19, 2012, at 7:00 p.m. in the Unit Administration Office Board Room. Ms. McDaniel seconded the motion and on a viva voce (by the voice) vote the Chair declared the motion carried and the meeting adjourned at 10:00 p.m.

Approved: President: _____

Secretary: _____

MINUTES OF EXECUTIVE SESSION OF THE BOARD OF EDUCATION
East Richland Community Unit School District No. 1
Held During Regular Meeting, Thursday, December 15, 2011

Minutes of a closed meeting of the Board of Education of East Richland Community Unit School District No. 1, Counties of Richland, Wayne and Jasper, in the State of Illinois, held during a duly convened (regular) public meeting, in the Unit Administration Office Board Room, 1100 East Laurel Street, Olney, Illinois, in the aforesaid school district, Thursday, December 15, 2011.

Present were the following members of the Board of Education: Mr. Ben Anderson (President), Mr. Steve Marrs, Dr. Gerald M. Mastio, Ms. Jervaise McDaniel (Secretary), Mr. Leon Redman, Mr. Jan D. Ridgely, Mr. Jeff Wilson.

Also present, in addition to Board Members: Ms. Marilyn J. Holt, Superintendent of Schools; Mr. Larry Bussard, Assistant Superintendent; Ms. Suzanne Hahn, ERES Principal; Mr. Andy Thomann, ERMS Principal; Mr. Chris Simpson, ERHS Principal; Mr. Chad LeCrone, ERHS Assistant Principal/Athletic Director; Mr. Mick Whittler, Director of Special Education. Also present was Mr. Harry Hillis, Jr., Recording Secretary.

Purpose: Under Section 2(c)(1) of the Open Meetings Act to consider the appointment, employment, compensation, discipline, performance, or dismissal of individual employees of the district; and, under Section 2(c)(9) of the Open Meetings Act to consider student discipline; and, to conduct the semiannual review of closed session minutes as mandated by Section 2.06 of the Open Meetings Act; and, to conduct a review of closed meeting audio recordings.

Motion to hold a closed meeting was made by Ms. McDaniel and seconded by Mr. Ridgely. The motion carried 7 to 0 on a roll call vote, with all members present and voting yea. The closed meeting started at 8:15 p.m.

Matters Discussed: The following matters were reviewed and/or discussed in closed meeting.

1. Resignations: The Superintendent will in open session recommend acceptance of the following personnel resignations: Kacie Rodgers, ERHS Girls' Head Soccer Coach; Mark Anselment, ERHS Assistant Track Coach; Anita Seiler, ERMS 7th Grade Volleyball Coach; Rebecca Leslie and Mackenzie Denton, ERMS Play Directors.

2. Employment: The Superintendent will in open session recommend employment of the following personnel: Jamie Wilson, ERES Teacher Assistant; Lisa Shilling, ERES Personal Aide; Amanda Brame, ERES Teacher Assistant; Tara Weber, ERMS 7th Grade Volleyball Coach.

3. Discussion Regarding Personnel: The administration reviewed briefly the employment status of other personnel because of health problems and other specific situations.

4. Destruction of Audio Recording: The administration will in open session recommend destruction of the audio recording of a closed session held June 22, 2010.

5. Semi-Annual Review of Closed Session Minutes: The Board of Education conducted the semi-annual review of closed session minutes. Action will be taken in public session to open to the public record written closed session minutes from May 19, 2011 - October 20, 2011.

No formal actions were taken during the closed meeting, which was in session from 8:15 to 9:15 p.m. The closed meeting ended after a motion by Mr. Redman, seconded by Ms. McDaniel.

Approved: President: _____

Secretary: _____

Date Opened to Public Record: _____

EAST RICHLAND COMMUNITY UNIT SCHOOL DISTRICT NO. 1
OLNEY, ILLINOIS

TREASURER'S REPORT
January 19, 2012

Fund	Cash Balance	Cash Receipts/Adjusting Entries Month Ended	Cash Disbursements/Adjusting Entries Month Ended	Adjusting Entries	Inter Fund Loan	Cash Balance	Certificate of Deposit Investments	CD and Cash Total
	11/30/2011	12/31/2011	12/31/2011	12/31/2011	12/31/2011	12/31/2011	12/31/2011	12/31/2011
Education	4,298,802.34	862,443.65	1,216,684.57		NONE	3,944,561.42		3,944,561.42
Building and Grounds	669,109.08	300.71	18,141.50		NONE	651,268.29		651,268.29
Debt Service	803,365.10	325.02	0.00		NONE	803,690.12		803,690.12
Transportation	221,839.43	5,050.60	98,955.75		NONE	127,934.28		127,934.28
IMRF/Social Security	531,430.13	215.01	115,383.58		NONE	416,261.56		416,261.56
Capital Projects	0.00	0.00	0.00		NONE	0.00		0.00
Working Cash	1,690,660.14	684.00	0.00		NONE	1,691,344.14		1,691,344.14
Tort	143,461.68	58.04	47450.15			96,069.57		96,069.57
Life Safety	338,220.63	136.84	2892.24		NONE	335,465.23		335,465.23
Total	8,696,888.53	869,213.87	1,499,507.79			8,066,594.61	-	8,066,594.61
Add CD's	-							
Total with CD's	8,696,888.53	869,213.87	1,499,507.79			8,066,594.61		
Assets								
Health Fund Checking	163,477.28					161,682.51		
IHI Reserve Checking	12,536.32					12,541.64		
Building Trades	143,773.77					146,690.31		
Revolving Funds	8,000.00					8,000.00		
Total Assets	327,787.37					328,914.46		
Total with Assets	9,024,675.90					8,395,509.07		

Account Level				Beginning	December 2011-12	December 2011-12	Ending	2011-12
FDTLOC	FUNC	OBJ	SJ	Balance	Beginning Balance	Monthly Activity	Balance	FYTD Activity
Description								
10A010	1052	0000	00 000000	6,000.00	6,000.00	0.00	6,000.00	0.00
10A010	1053	0000	00 000000	2,000.00	2,000.00	0.00	2,000.00	0.00
10A010	1120	0000	00 000000	2,519,229.36	4,298,802.34	-354,240.92	3,944,561.42	1,425,332.06
10A010	1125	0000	00 000000	10,703.41	11,328.31	5.32	11,333.63	630.22
10A010	1126	0000	00 000000	161,155.10	163,477.28	-1,794.77	161,682.51	527.41
10A010	1721	0000	00 000000	0.00	0.00	0.00	0.00	0.00
10A010	1722	0000	00 000000	0.00	0.00	0.00	0.00	0.00
10A010	1723	0000	00 000000	129,642.38	143,773.77	2,916.54	146,690.31	17,047.93
10A---	----	----	--	2,828,730.25	4,625,381.70	-353,113.83	4,272,267.87	1,443,537.62
10L010	4310	0000	00 000000	0.00	0.00	0.00	0.00	0.00
10L010	4811	0000	00 000000	0.00	0.00	0.00	0.00	0.00
10L010	4812	0000	00 000000	0.00	0.00	0.00	0.00	0.00
10L010	4813	0000	00 000000	0.00	0.00	0.00	0.00	0.00
10L010	4814	0000	00 000000	0.00	0.00	0.00	0.00	0.00
10L010	4815	0000	00 000000	0.00	0.00	0.00	0.00	0.00
10L010	4816	0000	00 000000	-157,466.80	-159,804.60	1,789.45	-158,015.15	-548.35
10L010	4817	0000	00 000000	0.00	0.00	0.00	0.00	0.00
10L010	4817	0000	10 000000	0.00	0.00	0.00	0.00	0.00
10L010	4818	0000	00 000000	0.00	0.00	0.00	0.00	0.00
10L010	4819	0000	00 000000	-7,555.85	-8,155.82	0.00	-8,155.82	-599.97
10L010	4990	0000	00 000000	0.00	0.00	0.00	0.00	0.00
10L---	----	----	--	-165,022.65	-167,960.42	1,789.45	-166,170.97	-1,148.32
10Q010	7300	0000	00 000000	-1,810,053.98	-1,810,053.98	0.00	-1,810,053.98	0.00
10Q010	7310	0000	00 000000	259,178.82	-1,534,534.86	351,324.38	-1,183,210.48	-1,442,389.30
10Q010	7320	0000	00 000000	0.00	0.00	0.00	0.00	0.00
10Q010	7330	0000	00 000000	-1,112,832.44	-1,112,832.44	0.00	-1,112,832.44	0.00
10Q---	----	----	--	-2,663,707.60	-4,457,421.28	351,324.38	-4,106,096.90	-1,442,389.30
10----	----	----	--	0.00	0.00	0.00	0.00	0.00
20A010	1120	0000	00 000000	368,602.39	669,109.08	-17,840.79	651,268.29	282,665.90
20A010	1210	0000	00 000000	0.00	0.00	0.00	0.00	0.00
20A010	1310	0000	00 000000	0.00	0.00	0.00	0.00	0.00
20A---	----	----	--	368,602.39	669,109.08	-17,840.79	651,268.29	282,665.90
20L010	4310	0000	00 000000	0.00	0.00	0.00	0.00	0.00
20L010	4812	0000	00 000000	0.00	0.00	0.00	0.00	0.00
20L010	4813	0000	00 000000	0.00	0.00	0.00	0.00	0.00

Account Level				Beginning	December 2011-12	December 2011-12	Ending	2011-12		
FDTLOC	FUNC	OBJ	SJ	Description	Balance	Beginning Balance	Monthly Activity	Balance	FYTD Activity	
20L010	4814	0000	00	000000	IMRF	0.00	0.00	0.00	0.00	0.00
20L010	4815	0000	00	000000	ANNUITIES PAYABLE	0.00	0.00	0.00	0.00	0.00
20L010	4816	0000	00	000000	EMPLOYEE INS PAYABLE	0.00	0.00	0.00	0.00	0.00
20L010	4817	0000	00	000000	FICA	0.00	0.00	0.00	0.00	0.00
20L010	4817	0000	10	000000	MEDICARE N/C	0.00	0.00	0.00	0.00	0.00
20L010	4818	0000	00	000000	MEDICARE CERT	0.00	0.00	0.00	0.00	0.00
20L010	4819	0000	00	000000	OTHER P/R DEDUCTIONS	0.00	0.00	0.00	0.00	0.00
20L010	4990	0000	00	000000	MISC LIAB DIRECT DEP	0.00	0.00	0.00	0.00	0.00
20L---	----	----	--	-----		0.00	0.00	0.00	0.00	0.00
20Q010	7300	0000	00	000000	BLDG FUND BALANCE	-120,593.72	-120,593.72	0.00	-120,593.72	0.00
20Q010	7310	0000	00	000000	BLDG REV/EXP SUMMARY	59,651.22	-240,855.47	17,840.79	-223,014.68	-282,665.90
20Q010	7320	0000	00	000000	Emcumbrance	0.00	0.00	0.00	0.00	0.00
20Q010	7330	0000	00	000000	EXCESS/DIFFERENCE	-307,659.89	-307,659.89	0.00	-307,659.89	0.00
20Q---	----	----	--	-----		-368,602.39	-669,109.08	17,840.79	-651,268.29	-282,665.90
20----	----	----	--	-----		0.00	0.00	0.00	0.00	0.00
30A010	1120	0000	00	000000	DEBT SERVICES CASH ON HAND	298,680.08	803,365.10	325.02	803,690.12	505,010.04
30A010	1210	0000	00	000000	DEBT SERVICES CD	0.00	0.00	0.00	0.00	0.00
30A---	----	----	--	-----		298,680.08	803,365.10	325.02	803,690.12	505,010.04
30L010	4310	0000	00	000000	Accounts Payable	0.00	0.00	0.00	0.00	0.00
30L---	----	----	--	-----		0.00	0.00	0.00	0.00	0.00
30Q010	7300	0000	00	000000	DEBT SERVICES FUND BALANCE	-282,524.23	-282,524.23	0.00	-282,524.23	0.00
30Q010	7310	0000	00	000000	BOND REV/EXP SUMMARY	498,277.65	-6,407.37	-325.02	-6,732.39	-505,010.04
30Q010	7330	0000	00	000000	EXCESS/DIFFERENCE	-514,433.50	-514,433.50	0.00	-514,433.50	0.00
30Q---	----	----	--	-----		-298,680.08	-803,365.10	-325.02	-803,690.12	-505,010.04
30----	----	----	--	-----		0.00	0.00	0.00	0.00	0.00
40A010	1120	0000	00	000000	TRANS CASH ON HAND	162,118.48	221,839.43	-93,905.15	127,934.28	-34,184.20
40A010	1125	0000	00	000000	TRANS IHI RESERVE	1,206.85	1,208.01	0.00	1,208.01	1.16
40A010	1210	0000	00	000000	TRANS CD	0.00	0.00	0.00	0.00	0.00
40A---	----	----	--	-----		163,325.33	223,047.44	-93,905.15	129,142.29	-34,183.04
40L010	4310	0000	00	000000	Accounts Payable	0.00	0.00	0.00	0.00	0.00
40L010	4811	0000	00	000000	TRS	0.00	0.00	0.00	0.00	0.00
40L010	4812	0000	00	000000	FIT	0.00	0.00	0.00	0.00	0.00

Account Level				Beginning	December 2011-12	December 2011-12	Ending	2011-12		
FDTLOC	FUNC	OBJ	SJ	Description	Balance	Beginning Balance	Monthly Activity	Balance	FYTD Activity	
40L010	4813	0000	00	000000	SIT	0.00	0.00	0.00	0.00	0.00
40L010	4814	0000	00	000000	IMRF	0.00	0.00	0.00	0.00	0.00
40L010	4815	0000	00	000000	ANNUITIES PAYABLE	0.00	0.00	0.00	0.00	0.00
40L010	4816	0000	00	000000	EMPLOYEE INS PAYABLE	0.00	0.00	0.00	0.00	0.00
40L010	4817	0000	00	000000	FICA	0.00	0.00	0.00	0.00	0.00
40L010	4817	0000	10	000000	MEDICARE N/C	0.00	0.00	0.00	0.00	0.00
40L010	4818	0000	00	000000	MEDICARE CERT	0.00	0.00	0.00	0.00	0.00
40L010	4819	0000	00	000000	OTHER P/R DEDUCTIONS	-130.14	-130.14	0.00	-130.14	0.00
40L010	4990	0000	00	000000	MISC LIAB DIRECT DEPOSIT	0.00	0.00	0.00	0.00	0.00
40L---	----	----	--	-----		-130.14	-130.14	0.00	-130.14	0.00
40Q010	7300	0000	00	000000	TRANS FUND BALANCE	-125,788.52	-125,788.52	0.00	-125,788.52	0.00
40Q010	7310	0000	00	000000	TRAN REV/EXP SUMMARY	78,940.43	19,218.32	93,905.15	113,123.47	34,183.04
40Q010	7320	0000	00	000000	Emcumbrance	0.00	0.00	0.00	0.00	0.00
40Q010	7330	0000	00	000000	EXCESS/DIFFERENCE	-116,347.10	-116,347.10	0.00	-116,347.10	0.00
40Q---	----	----	--	-----		-163,195.19	-222,917.30	93,905.15	-129,012.15	34,183.04
40----	----	----	--	-----		0.00	0.00	0.00	0.00	0.00
50A010	1120	0000	00	000000	IMRF CASH ON HAND	176,084.09	531,430.13	-115,168.57	416,261.56	240,177.47
50A010	1210	0000	00	000000	IMRF CD	0.00	0.00	0.00	0.00	0.00
50A---	----	----	--	-----		176,084.09	531,430.13	-115,168.57	416,261.56	240,177.47
50L010	4310	0000	00	000000	Accounts Payable	0.00	0.00	0.00	0.00	0.00
50L010	4814	0000	00	000000	IMRF	0.00	0.00	0.00	0.00	0.00
50L010	4817	0000	00	000000	FICA	0.00	0.00	0.00	0.00	0.00
50L010	4818	0000	00	000000	MEDICARE	0.00	0.00	0.00	0.00	0.00
50L010	4990	0000	00	000000		0.00	0.00	0.00	0.00	0.00
50L---	----	----	--	-----		0.00	0.00	0.00	0.00	0.00
50Q010	7300	0000	00	000000	IMRF FUND BALANCE	-151,984.58	-151,984.58	0.00	-151,984.58	0.00
50Q010	7310	0000	00	000000	IMRF/SS REV/EXP SUMMARY	177,246.93	-178,099.11	115,168.57	-62,930.54	-240,177.47
50Q010	7330	0000	00	000000	EXCESS/DIFFERENCE	-201,346.44	-201,346.44	0.00	-201,346.44	0.00
50Q---	----	----	--	-----		-176,084.09	-531,430.13	115,168.57	-416,261.56	-240,177.47
50----	----	----	--	-----		0.00	0.00	0.00	0.00	0.00
60A010	1120	0000	00	000000	Site & Construction Cash in on	0.00	0.00	0.00	0.00	0.00
60A---	----	----	--	-----		0.00	0.00	0.00	0.00	0.00

Account Level				Beginning	December 2011-12	December 2011-12	Ending	2011-12	
FDTLOC	FUNC	OBJ	SJ	Description	Balance	Beginning Balance	Monthly Activity	Balance	FYTD Activity
60L010	4310	0000	00 000000	Accounts Payable	0.00	0.00	0.00	0.00	0.00
60L---	----	----	--	-----	0.00	0.00	0.00	0.00	0.00
60Q010	7300	0000	00 000000	SITE & CONST FUND BALANCE	0.00	0.00	0.00	0.00	0.00
60Q010	7310	0000	00 000000	SITE/CONSTRUCTION REV/EXP SUM	0.00	0.00	0.00	0.00	0.00
60Q010	7330	0000	00 000000	EXCESS/DIFFERENCE	0.00	0.00	0.00	0.00	0.00
60Q---	----	----	--	-----	0.00	0.00	0.00	0.00	0.00
60----	----	----	--	-----	0.00	0.00	0.00	0.00	0.00
70A010	1120	0000	00 000000	WORKING CASH - CASH ON HAND	1,607,935.92	1,690,660.14	684.00	1,691,344.14	83,408.22
70A010	1210	0000	00 000000	WORKING CASH CD	0.00	0.00	0.00	0.00	0.00
70A---	----	----	--	-----	1,607,935.92	1,690,660.14	684.00	1,691,344.14	83,408.22
70Q010	7300	0000	00 000000	WORKING CASH FUND BALANCE	-1,482,040.21	-1,482,040.21	0.00	-1,482,040.21	0.00
70Q010	7310	0000	00 000000	WORKING CASH REV/EXP SUMMARY	-11,393.25	-94,117.47	-684.00	-94,801.47	-83,408.22
70Q010	7330	0000	00 000000	EXCESS/DIFFERENCE	-114,502.46	-114,502.46	0.00	-114,502.46	0.00
70Q---	----	----	--	-----	-1,607,935.92	-1,690,660.14	-684.00	-1,691,344.14	-83,408.22
70----	----	----	--	-----	0.00	0.00	0.00	0.00	0.00
80A010	1120	0000	00 000000	Tort Cash on Hand	0.00	143,461.68	-47,392.11	96,069.57	96,069.57
80A---	----	----	--	-----	0.00	143,461.68	-47,392.11	96,069.57	96,069.57
80L010	4310	0000	00 000000	Accounts Payable	0.00	0.00	0.00	0.00	0.00
80L---	----	----	--	-----	0.00	0.00	0.00	0.00	0.00
80Q010	7300	0000	00 000000	Tort Fund Balance	0.00	0.00	0.00	0.00	0.00
80Q010	7310	0000	00 000000	TORT REV/EXP SUMMARY	227,330.44	83,868.76	47,392.11	131,260.87	-96,069.57
80Q010	7330	0000	00 000000	EXCESS/DIFFERENCE	-227,330.44	-227,330.44	0.00	-227,330.44	0.00
80Q---	----	----	--	-----	0.00	-143,461.68	47,392.11	-96,069.57	-96,069.57
80----	----	----	--	-----	0.00	0.00	0.00	0.00	0.00
90A010	1120	0000	00 000000	LIFE SAFETY CASH ON HAND	365,303.61	338,220.63	-2,755.40	335,465.23	-29,838.38
90A010	1210	0000	00 000000	LIFE SAFETY CD	0.00	0.00	0.00	0.00	0.00
90A---	----	----	--	-----	365,303.61	338,220.63	-2,755.40	335,465.23	-29,838.38
90L010	4310	0000	00 000000	Accounts Payable	0.00	0.00	0.00	0.00	0.00
90L010	4812	0000	00 000000	L/S FIT	0.00	0.00	0.00	0.00	0.00

Account Level				Beginning	December 2011-12	December 2011-12	Ending	2011-12	
FDTLOC	FUNC	OBJ	SJ	Balance	Beginning Balance	Monthly Activity	Balance	FYTD Activity	
Description									
90L010	4813	0000	00 000000	L/S SIT	0.00	0.00	0.00	0.00	0.00
90L010	4817	0000	00 000000	L/S FICA	0.00	0.00	0.00	0.00	0.00
90L010	4817	0000	10 000000	L/S Medicare NC	0.00	0.00	0.00	0.00	0.00
90L---	----	----	--	-----	0.00	0.00	0.00	0.00	0.00
90Q010	7300	0000	00 000000	LIFE SAFETY FUND BALANCE	-1,128,737.03	-1,128,737.03	0.00	-1,128,737.03	0.00
90Q010	7310	0000	00 000000	LIFE SAFETY REV/EXP SUMMARY	52,831.08	79,914.06	2,755.40	82,669.46	29,838.38
90Q010	7320	0000	00 000000	Emcumbrance	0.00	0.00	0.00	0.00	0.00
90Q010	7330	0000	00 000000	EXCESS/DIFFERENCE	710,602.34	710,602.34	0.00	710,602.34	0.00
90Q---	----	----	--	-----	-365,303.61	-338,220.63	2,755.40	-335,465.23	29,838.38
90----	----	----	--	-----	0.00	0.00	0.00	0.00	0.00
Grand Asset Totals					5,808,661.67	9,024,675.90	-629,166.83	8,395,509.07	2,586,847.40
Grand Liability Totals					-165,152.79	-168,090.56	1,789.45	-166,301.11	-1,148.32
Grand Equity Totals					-5,643,508.88	-8,856,585.34	627,377.38	-8,229,207.96	-2,585,699.08
Grand Totals					0.00	0.00	0.00	0.00	0.00

***** End of report *****

<u>VEN-KEY</u>	<u>VENDOR NAME</u>	<u>INVOICE #</u>	<u>PO NUMBER</u>	<u>BATCH</u>	<u>BANK</u>	<u>DESCRIPTION</u>	<u>LQ</u>	<u>S</u>	<u>INV DATE</u>	<u>DUE DATE</u>	<u>C</u>	<u>NET AMOUNT</u>
		<u>DISCOUNT DESCRIPTION</u>		<u>DISC AMT</u>		<u>ADJUSTMENT DESCRIPTION</u>			<u>ADJ AMT</u>	<u>CHECK NBR</u>		<u>INVOICE AMOUNT</u>
A T & T 000	A T & T	033163481001	0	DECPP	MAIN	TELEPHONE CHARGES	H		11/18/2011	12/02/2011	R	\$362.51
										6218		\$362.51
						NUMBER OF INVOICES: 1						\$362.51
ACT INST000	ACT Institutional Services	1	3001200300	DECPP	MAIN	ACT Scores for 2010-11 School Year	C	H	12/12/2011	12/12/2011	R	\$300.00
										6408		\$300.00
						NUMBER OF INVOICES: 1						\$300.00
AMEREN E000	AMEREN ENERGY MARKETING	112211121	0	DECPP	MAIN	ELECTRIC BILL	H		12/07/2011	12/12/2011	R	\$14,124.95
										6409		\$14,124.95
						NUMBER OF INVOICES: 1						\$14,124.95
APPLE IN000	APPLE, INC	9890525247	6001200067	DECPP	MAIN	IPAD for Thuftedal & Hallam	C	H	11/10/2011	12/13/2011	R	\$998.00
										6410		\$998.00
						NUMBER OF INVOICES: 1						\$998.00
BROAD RE000	Broad Reach	ARU0106805	3001200283	DECPP	MAIN	books	C	H	11/23/2011	12/12/2011	R	\$464.12
										6411		\$464.12
						NUMBER OF INVOICES: 1						\$464.12
BUSSALAR001	BUSSARD, LARRY G.	1	0	DECPP	MAIN	MILEAGE - TITLE I WINTER MEETING	H		11/29/2011	12/02/2011	R	\$170.39
										6219		\$170.39
						NUMBER OF INVOICES: 1						\$170.39
CENTER 000	THE CENTER	1	0	DECPP	MAIN	LARRY BUSSARD - NCLB STATEWIDE CONFERENCE - FEBRUARY 7 -9, 2011	H		12/07/2011	12/07/2011	R	\$360.00
										6234		\$360.00

20

<u>VEN-KEY</u>	<u>VENDOR NAME</u>	<u>INVOICE #</u>	<u>PO NUMBER</u>	<u>BATCH</u>	<u>BANK</u>	<u>DESCRIPTION</u>	<u>LQ</u>	<u>S</u>	<u>INV DATE</u>	<u>DUE DATE</u>	<u>C</u>	<u>NET AMOUNT</u>
		<u>DISCOUNT DESCRIPTION</u>		<u>DISC AMT</u>		<u>ADJUSTMENT DESCRIPTION</u>			<u>ADJ AMT</u>	<u>CHECK NBR</u>		<u>INVOICE AMOUNT</u>
NUMBER OF INVOICES: 1												\$360.00
CITY OF 000	CITY OF OLNEY	04-2202-00	0	DECPP	MAIN	HS Water/Sewer	H		10/30/2011	11/29/2011	R	\$768.50
										6217		\$768.50
CITY OF 000	CITY OF OLNEY	04-5013-00	0	DECPP	MAIN	MS-2 Water/Sewer	H		10/30/2011	11/29/2011	R	\$345.44
										6217		\$345.44
CITY OF 000	CITY OF OLNEY	05-2210-00	0	DECPP	MAIN	HS B-ball Water/Sewer	H		11/03/2011	11/29/2011	R	\$10.23
										6217		\$10.23
CITY OF 000	CITY OF OLNEY	05-2289-00	0	DECPP	MAIN	MS-1 Water/Sewer	H		11/03/2011	11/29/2011	R	\$10.23
										6217		\$10.23
CITY OF 000	CITY OF OLNEY	05-2490-00	0	DECPP	MAIN	HS JROTC Water/Sewer	H		11/03/2011	11/29/2011	R	\$192.84
										6217		\$192.84
CITY OF 000	CITY OF OLNEY	09-5143-00	0	DECPP	MAIN	Bldg Trds -WATER/SEWER	H		11/06/2011	11/29/2011	R	\$23.20
										6217		\$23.20
CITY OF 000	CITY OF OLNEY	11-4515-00	0	DECPP	MAIN	ES Water/Sewer	H		11/05/2011	11/29/2011	R	\$502.44
										6217		\$502.44
CITY OF 000	CITY OF OLNEY	11-5042-00	0	DECPP	MAIN	ES Garden Water/Sewer	H		11/05/2011	11/29/2011	R	\$10.23
										6217		\$10.23
NUMBER OF INVOICES: 8												\$1,863.11
CLINICAL000	CLINICAL RADIOLOGISTS SC	P22 229800	0	DECPP	MAIN	COMELIA BETTIS - XRAY FINGERS	H		11/04/2011	12/13/2011	R	\$42.50
										6412		\$42.50
NUMBER OF INVOICES: 1												\$42.50
ERMS 000	ERMS	1	0	DECPP	MAIN	MS BOYS & GIRLS B-BALL OFFICIALS	H		12/05/2011	12/07/2011	R	\$780.00

<u>VEN-KEY</u>	<u>VENDOR NAME</u>	<u>INVOICE #</u>	<u>PO NUMBER</u>	<u>BATCH</u>	<u>BANK</u>	<u>DESCRIPTION</u>	<u>LQ</u>	<u>S</u>	<u>INV DATE</u>	<u>DUE DATE</u>	<u>C</u>	<u>NET AMOUNT</u>
		<u>DISCOUNT DESCRIPTION</u>		<u>DISC AMT</u>		<u>ADJUSTMENT DESCRIPTION</u>			<u>ADJ AMT</u>	<u>CHECK NBR</u>		<u>INVOICE AMOUNT</u>
ERMS	000 ERMS	1				*****CONTINUED*****						\$780.00
ERMS	000 ERMS	1	0	DECPP	MAIN	MS BOYS TOURNEY DEFICIT	H		12/20/2011	12/20/2011	R	\$133.12
										6450		\$133.12
NUMBER OF INVOICES: 2												\$913.12
FORT DEA000	FORT DEARBORN LIFE INS CO	1	0	DECPP	MAIN	LIFE INSURANCE FOR THE PERIOD 11/25/11 THRU 12/24/11	H		11/25/2011	12/09/2011	R	\$2,324.38
										6400		\$2,324.38
FORT DEA000	FORT DEARBORN LIFE INS CO	F19284702s-1	0	DECPP	MAIN	LIFE INSURANCE FOR THE PERIOD 12/25/11 THRU 1/24/12	H		12/14/2011	12/21/2011	R	\$2,339.56
										6455		\$2,339.56
NUMBER OF INVOICES: 2												\$4,663.94
FRED PRY000	FRED PRYOR SEMINARS	1	0	DECPP	MAIN	JUDY REDMAN, BRENDA WASHBURN - EXCEL BASICS - FEBRUARY 14, 2012	H		12/19/2011	12/19/2011	R	\$158.00
										6444		\$158.00
NUMBER OF INVOICES: 1												\$158.00
GIBSOSHE001	GIBSON, SHERRI	1	0	DECPP	MAIN	NOVEMBER MILEAGE & CONTRACTED SERVICES	H		12/06/2011	12/05/2011	R	\$6,568.38
										6232		\$6,568.38
NUMBER OF INVOICES: 1												\$6,568.38
GRAY SHE000	GRAY, SHERI	1	3001200310	DECPP	MAIN	Stipend for JV Scholar Bowl coach.	C	H	12/19/2011	12/20/2011	R	\$500.00
										6451		\$500.00

22

<u>VEN-KEY</u>	<u>VENDOR NAME</u>	<u>INVOICE #</u>	<u>PO NUMBER</u>	<u>BATCH</u>	<u>BANK</u>	<u>DESCRIPTION</u>	<u>LQ</u>	<u>S</u>	<u>INV DATE</u>	<u>DUE DATE</u>	<u>C</u>	<u>NET AMOUNT</u>
		<u>DISCOUNT DESCRIPTION</u>		<u>DISC AMT</u>		<u>ADJUSTMENT DESCRIPTION</u>			<u>ADJ AMT</u>	<u>CHECK NBR</u>		<u>INVOICE AMOUNT</u>
						NUMBER OF INVOICES: 1						\$500.00
H & H MU000	H & H MUSIC, INC	1	3001200290	DECPP	MAIN	Additional payment for instrument repair - bill dated 10/31/11 (previous requisition less than account balance)	C	H	10/06/2011	12/20/2011	R	\$74.16
										6452	\$74.16	
H & H MU000	H & H MUSIC, INC	2	3001200258	DECPP	MAIN	Repair of sousaphone, bass trombone and cornet	C	H	10/06/2011	12/20/2011	R	\$176.85
										6452	\$176.85	
H & H MU000	H & H MUSIC, INC	3	3001200308	DECPP	MAIN	payment for instrument repairs (part 3)	C	H	10/06/2011	12/20/2011	R	\$23.40
										6452	\$23.40	
						NUMBER OF INVOICES: 3						\$274.41
HAHN SUZ001	HAHN, SUZANNE	1	0	DECPP	MAIN	LANGFORD SEMINAR - MEALS	H		11/11/2011	12/07/2011	S	\$7.43
										6241	\$7.43	
						NUMBER OF INVOICES: 1						\$7.43
HOUCHENS000	HOUCHENS FOODS NORTH	5200422	0	DECPP	MAIN	SUPPLIES - 96841	H		12/03/2011	12/12/2011	R	\$30.30
										6413	\$30.30	
HOUCHENS000	HOUCHENS FOODS NORTH	5200422 & 427	0	DECPP	MAIN	SUPPLIES - 94093, 94097, 94485, 94486, 98616	H		12/03/2011	12/12/2011	R	\$129.85
										6413	\$129.85	
HOUCHENS000	HOUCHENS FOODS NORTH	5200425	0	DECPP	MAIN	FOOD SERVICE SUPPLIES	H		12/03/2011	12/12/2011	R	\$384.29
										6413	\$384.29	
HOUCHENS000	HOUCHENS FOODS NORTH	5200427	0	DECPP	MAIN	21ST CENTURY SUPPLIES - 94097	H		12/03/2011	12/12/2011	R	\$5.77

23

<u>VEN-KEY</u>	<u>VENDOR NAME</u>	<u>INVOICE #</u>	<u>PO NUMBER</u>	<u>BATCH</u>	<u>BANK</u>	<u>DESCRIPTION</u>	<u>LQ</u>	<u>S</u>	<u>INV DATE</u>	<u>DUE DATE</u>	<u>C</u>	<u>NET AMOUNT</u>
		<u>DISCOUNT DESCRIPTION</u>		<u>DISC AMT</u>		<u>ADJUSTMENT DESCRIPTION</u>			<u>ADJ AMT</u>	<u>CHECK NBR</u>		<u>INVOICE AMOUNT</u>
HOUCHENS000	HOUCHENS FOODS NORTH	5200427				*****CONTINUED*****					6413	\$5.77
HOUCHENS000	HOUCHENS FOODS NORTH	5200427 - 1	3001200099	DECPP	MAIN	Food for all foods & nutrition classes taught by Paula West.	P	H	12/03/2011	12/12/2011	R	\$280.61
										6413		\$280.61
HOUCHENS000	HOUCHENS FOODS NORTH	5200427 - 2	3001200031	DECPP	MAIN	Food	P	H	12/03/2011	12/12/2011	R	\$33.56
										6413		\$33.56
HOUCHENS000	HOUCHENS FOODS NORTH	5200427-3	3001200147	DECPP	MAIN	Food, materials, and supplies to be used all year No shipping - will pick up in store	P	H	12/03/2011	12/12/2011	R	\$61.05
										6413		\$61.05
HOUCHENS000	HOUCHENS FOODS NORTH	5200427-4	3001200165	DECPP	MAIN	Misc Supplies/Food for Meetings	P	H	12/03/2011	12/12/2011	R	\$6.88
										6413		\$6.88
NUMBER OF INVOICES: 8											\$932.31	
HUNT TAY001	HUNT, TAYLOR	1	0	DECPP	MAIN	21ST CENTURY - 11/14 - 11/17 - 9.5 HRS	H		12/06/2011	12/05/2011	R	\$78.38
										6224		\$78.38
NUMBER OF INVOICES: 1											\$78.38	
HYATT RE000	HYATT REGENCY CHICAGO	8763	0	DECPP	MAIN	ROOM FOR BOARD CONVENTION	H		11/21/2011	12/07/2011	S	\$4,341.15
										6240		\$4,341.15
NUMBER OF INVOICES: 1											\$4,341.15	
IBC WOND000	IBC WONDER / HOSTESS	907550	0	DECPP	MAIN	FOOD SERVICE SUPPLIES - 11/5, 11/12, 11/26	H		12/19/2011	12/19/2011	R	\$1,326.94

24

<u>VEN-KEY</u>	<u>VENDOR NAME</u>	<u>INVOICE #</u>	<u>PO NUMBER</u>	<u>BATCH</u>	<u>BANK</u>	<u>DESCRIPTION</u>	<u>LQ</u>	<u>S</u>	<u>INV DATE</u>	<u>DUE DATE</u>	<u>C</u>	<u>NET AMOUNT</u>
		<u>DISCOUNT DESCRIPTION</u>			<u>DISC AMT</u>	<u>ADJUSTMENT DESCRIPTION</u>			<u>ADJ AMT</u>	<u>CHECK NBR</u>	<u>INVOICE AMOUNT</u>	
IBC WOND000	IBC WONDER / HOSTESS	907550		*****CONTINUED*****							6445	\$1,326.94
											NUMBER OF INVOICES: 1	\$1,326.94
ICEARY 000	ICEARY	1	0	DECPP	MAIN	LARRY BUSSARD - ICEARY TAOEP - MARCH 8 & 9, 2012	H		12/12/2011	12/12/2011	R	\$125.00
											6414	\$125.00
											NUMBER OF INVOICES: 1	\$125.00
IL GAS C000	IL GAS COMPANY	52065	0	DECPP	MAIN	HS GAS	H		12/05/2011	12/16/2011	R	\$4,293.58
											6446	\$4,293.58
IL GAS C000	IL GAS COMPANY	53889	0	DECPP	MAIN	WAREHOUSE GAS BILL	H		12/05/2011	12/16/2011	R	\$70.19
											6446	\$70.19
IL GAS C000	IL GAS COMPANY	54105	0	DECPP	MAIN	HS VOCATIONAL GAS BILL	H		12/05/2011	12/16/2011	R	\$237.57
											6446	\$237.57
IL GAS C000	IL GAS COMPANY	55319	0	DECPP	MAIN	BUS BARN GAS BILL	H		12/12/2011	12/16/2011	R	\$325.42
											6446	\$325.42
IL GAS C000	IL GAS COMPANY	56305	0	DECPP	MAIN	HS ROTC GAS BILL	H		12/05/2011	12/16/2011	R	\$74.99
											6446	\$74.99
IL GAS C000	IL GAS COMPANY	63182	0	DECPP	MAIN	HS GREENHOUSE GAS BILL	H		12/05/2011	12/16/2011	R	\$358.99
											6446	\$358.99
IL GAS C000	IL GAS COMPANY	65248	0	DECPP	MAIN	ERES GAS BILL	H		12/12/2011	12/16/2011	R	\$1,900.47
											6446	\$1,900.47
IL GAS C000	IL GAS COMPANY	66078	0	DECPP	MAIN	ADMIN GAS BILL	H		12/05/2011	12/16/2011	R	\$77.74
											6446	\$77.74

25

<u>VEN-KEY</u>	<u>VENDOR NAME</u>	<u>INVOICE #</u>	<u>PO NUMBER</u>	<u>BATCH</u>	<u>BANK</u>	<u>DESCRIPTION</u>	<u>LQ</u>	<u>S</u>	<u>INV DATE</u>	<u>DUE DATE</u>	<u>C</u>	<u>NET AMOUNT</u>
		<u>DISCOUNT DESCRIPTION</u>		<u>DISC AMT</u>		<u>ADJUSTMENT DESCRIPTION</u>			<u>ADJ AMT</u>	<u>CHECK NBR</u>		<u>INVOICE AMOUNT</u>
IL GAS C000	IL GAS COMPANY	66633	0	DECPP	MAIN	HS B/T GAS BILL	H		12/13/2011	12/19/2011	R	\$13.96
										6446		\$13.96
IL GAS C000	IL GAS COMPANY	72887	0	DECPP	MAIN	MS GAS BILL	H		12/13/2011	12/16/2011	R	\$972.54
										6446		\$972.54
NUMBER OF INVOICES: 10												\$8,325.45
JOHN D H000	JOHN D HURN & SON, INC	970332	0	DECPP	MAIN	B/T SUPPLIES	H		10/25/2011	12/09/2011	R	\$20.42
										6402		\$20.42
JOHN D H000	JOHN D HURN & SON, INC	970605	0	DECPP	MAIN	CUSTODIAL SUPPLIES	H		10/26/2011	12/09/2011	R	\$10.05
										6402		\$10.05
JOHN D H000	JOHN D HURN & SON, INC	970670	0	DECPP	MAIN	CUSTODIAL SUPPLIES	H		10/26/2011	12/09/2011	R	\$40.57
										6402		\$40.57
JOHN D H000	JOHN D HURN & SON, INC	970716	0	DECPP	MAIN	CUSTODIAL SUPPLIES	H		10/26/2011	12/09/2011	R	\$27.06
										6402		\$27.06
JOHN D H000	JOHN D HURN & SON, INC	970788	0	DECPP	MAIN	CUSTODIAL SUPPLIES	H		10/27/2011	12/09/2011	R	\$12.70
										6402		\$12.70
JOHN D H000	JOHN D HURN & SON, INC	970822	0	DECPP	MAIN	CUSTODIAL SUPPLIES	H		10/27/2011	12/09/2011	R	\$7.41
										6402		\$7.41
JOHN D H000	JOHN D HURN & SON, INC	970834	0	DECPP	MAIN	B/T SUPPLIES	H		10/27/2011	12/09/2011	R	\$31.34
										6402		\$31.34
JOHN D H000	JOHN D HURN & SON, INC	970890	0	DECPP	MAIN	CUSTODIAL SUPPLIES	H		10/27/2011	12/09/2011	R	\$69.03
										6402		\$69.03
JOHN D H000	JOHN D HURN & SON, INC	970904	0	DECPP	MAIN	B/T SUPPLIES	H		10/27/2011	12/09/2011	R	\$242.00
										6402		\$242.00

<u>VEN-KEY</u>	<u>VENDOR NAME</u>	<u>INVOICE #</u>	<u>PO NUMBER</u>	<u>BATCH</u>	<u>BANK</u>	<u>DESCRIPTION</u>	<u>LQ</u>	<u>S</u>	<u>INV DATE</u>	<u>DUE DATE</u>	<u>C</u>	<u>NET AMOUNT</u>
		<u>DISCOUNT DESCRIPTION</u>		<u>DISC AMT</u>		<u>ADJUSTMENT DESCRIPTION</u>			<u>ADJ AMT</u>	<u>CHECK NBR</u>		<u>INVOICE AMOUNT</u>
JOHN D H000	JOHN D HURN & SON, INC	971017	0	DECPP	MAIN	B/T SUPPLIES	H		10/28/2011	12/09/2011	R	\$46.36
										6402		\$46.36
JOHN D H000	JOHN D HURN & SON, INC	971085	0	DECPP	MAIN	CUSTODIAL SUPPLIES	H		10/28/2011	12/09/2011	R	\$3.42
										6402		\$3.42
JOHN D H000	JOHN D HURN & SON, INC	971293	0	DECPP	MAIN	CUSTODIAL SUPPLIES	H		10/31/2011	12/09/2011	R	\$-9.88
										6402		\$-9.88
JOHN D H000	JOHN D HURN & SON, INC	971369	0	DECPP	MAIN	B/T SUPPLIES	H		10/31/2011	12/09/2011	R	\$114.28
										6402		\$114.28
JOHN D H000	JOHN D HURN & SON, INC	971431	0	DECPP	MAIN	B/T SUPPLIES	H		11/01/2011	12/09/2011	R	\$41.27
										6402		\$41.27
JOHN D H000	JOHN D HURN & SON, INC	971475	0	DECPP	MAIN	B/T SUPPLIES	H		11/01/2011	12/09/2011	R	\$14.46
										6402		\$14.46
27 JOHN D H000	JOHN D HURN & SON, INC	971483	0	DECPP	MAIN	B/T SUPPLIES	H		11/01/2011	12/09/2011	R	\$-7.00
										6402		\$-7.00
JOHN D H000	JOHN D HURN & SON, INC	971626	0	DECPP	MAIN	B/T SUPPLIES	H		11/02/2011	12/09/2011	R	\$57.46
										6402		\$57.46
JOHN D H000	JOHN D HURN & SON, INC	971651	0	DECPP	MAIN	CUSTODIAL SUPPLIES	H		11/02/2011	12/09/2011	R	\$37.52
										6402		\$37.52
JOHN D H000	JOHN D HURN & SON, INC	971738	0	DECPP	MAIN	B/T SUPPLIES	H		11/02/2011	12/09/2011	R	\$135.57
										6402		\$135.57
JOHN D H000	JOHN D HURN & SON, INC	971816	0	DECPP	MAIN	B/T SUPPLIES	H		11/03/2011	12/09/2011	R	\$10.60
										6402		\$10.60
JOHN D H000	JOHN D HURN & SON, INC	971842	0	DECPP	MAIN	B/T SUPPLIES	H		11/03/2011	12/09/2011	R	\$59.83
										6402		\$59.83

<u>VEN-KEY</u>	<u>VENDOR NAME</u>	<u>INVOICE #</u>	<u>PO NUMBER</u>	<u>BATCH</u>	<u>BANK</u>	<u>DESCRIPTION</u>	<u>LQ</u>	<u>S</u>	<u>INV DATE</u>	<u>DUE DATE</u>	<u>C</u>	<u>NET AMOUNT</u>
		<u>DISCOUNT DESCRIPTION</u>		<u>DISC AMT</u>		<u>ADJUSTMENT DESCRIPTION</u>			<u>ADJ AMT</u>	<u>CHECK NBR</u>		<u>INVOICE AMOUNT</u>
JOHN D H000	JOHN D HURN & SON, INC	971909	0	DECPP	MAIN	B/T SUPPLIES	H		11/03/2011	12/09/2011	R	\$10.92
										6402		\$10.92
JOHN D H000	JOHN D HURN & SON, INC	971915	0	DECPP	MAIN	CUSTODIAL SUPPLIES	H		11/03/2011	12/09/2011	R	\$67.23
										6402		\$67.23
JOHN D H000	JOHN D HURN & SON, INC	972024	0	DECPP	MAIN	B/T SUPPLIES	H		11/04/2011	12/09/2011	R	\$45.01
										6402		\$45.01
JOHN D H000	JOHN D HURN & SON, INC	972042	0	DECPP	MAIN	CUSTODIAL SUPPLIES	H		11/04/2011	12/09/2011	R	\$-19.27
										6402		\$-19.27
JOHN D H000	JOHN D HURN & SON, INC	972386	0	DECPP	MAIN	B/T SUPPLIES	H		11/07/2011	12/09/2011	R	\$310.88
										6402		\$310.88
JOHN D H000	JOHN D HURN & SON, INC	972395	0	DECPP	MAIN	B/T SUPPLIES	H		11/07/2011	12/09/2011	R	\$30.60
										6402		\$30.60
JOHN D H000	JOHN D HURN & SON, INC	972408	0	DECPP	MAIN	B/T SUPPLIES	H		11/07/2011	12/09/2011	R	\$5.76
										6402		\$5.76
JOHN D H000	JOHN D HURN & SON, INC	972487	0	DECPP	MAIN	B/T SUPPLIES	H		11/08/2011	12/09/2011	R	\$10.41
										6402		\$10.41
JOHN D H000	JOHN D HURN & SON, INC	972924	0	DECPP	MAIN	CUSTODIAL SUPPLIES	H		11/10/2011	12/09/2011	R	\$4.55
										6402		\$4.55
JOHN D H000	JOHN D HURN & SON, INC	972962	0	DECPP	MAIN	B/T SUPPLIES	H		11/10/2011	12/09/2011	R	\$33.93
										6402		\$33.93
JOHN D H000	JOHN D HURN & SON, INC	973003	0	DECPP	MAIN	B/T SUPPLIES	H		11/10/2011	12/09/2011	R	\$39.92
										6402		\$39.92
JOHN D H000	JOHN D HURN & SON, INC	973500	0	DECPP	MAIN	CUSTODIAL SUPPLIES	H		11/14/2011	12/09/2011	R	\$12.34
										6402		\$12.34

28

<u>VEN-KEY</u>	<u>VENDOR NAME</u>	<u>INVOICE #</u>	<u>PO NUMBER</u>	<u>BATCH</u>	<u>BANK</u>	<u>DESCRIPTION</u>	<u>LQ</u>	<u>S</u>	<u>INV DATE</u>	<u>DUE DATE</u>	<u>C</u>	<u>NET AMOUNT</u>
		<u>DISCOUNT DESCRIPTION</u>		<u>DISC AMT</u>		<u>ADJUSTMENT DESCRIPTION</u>			<u>ADJ AMT</u>	<u>CHECK NBR</u>		<u>INVOICE AMOUNT</u>
JOHN D H000	JOHN D HURN & SON, INC	973519	0	DECPP	MAIN	B/T SUPPLIES	H		11/15/2011	12/09/2011	R	\$28.01
										6402		\$28.01
JOHN D H000	JOHN D HURN & SON, INC	973771	0	DECPP	MAIN	CUSTODIAL SUPPLIES	H		11/16/2011	12/09/2011	R	\$10.62
										6402		\$10.62
JOHN D H000	JOHN D HURN & SON, INC	973869	0	DECPP	MAIN	B/T SUPPLIES	H		11/16/2011	12/09/2011	R	\$10.92
										6402		\$10.92
JOHN D H000	JOHN D HURN & SON, INC	974089	0	DECPP	MAIN	B/T SUPPLIES	H		11/17/2011	12/09/2011	R	\$-27.64
										6402		\$-27.64
JOHN D H000	JOHN D HURN & SON, INC	974092	0	DECPP	MAIN	B/T SUPPLIES	H		11/17/2011	12/09/2011	R	\$-30.91
										6402		\$-30.91
JOHN D H000	JOHN D HURN & SON, INC	974401	0	DECPP	MAIN	B/T SUPPLIES	H		11/21/2011	12/09/2011	R	\$363.85
										6402		\$363.85
JOHN D H000	JOHN D HURN & SON, INC	974440	0	DECPP	MAIN	CUSTODIAL SUPPLIES	H		11/21/2011	12/09/2011	R	\$2.65
										6402		\$2.65
JOHN D H000	JOHN D HURN & SON, INC	974457	0	DECPP	MAIN	B/T SUPPLIES	H		11/21/2011	12/09/2011	R	\$4.35
										6402		\$4.35
JOHN D H000	JOHN D HURN & SON, INC	974573	0	DECPP	MAIN	B/T SUPPLIES	H		11/21/2011	12/09/2011	R	\$87.84
										6402		\$87.84
JOHN D H000	JOHN D HURN & SON, INC	974583	0	DECPP	MAIN	B/T SUPPLIES	H		11/22/2011	12/09/2011	R	\$-4.62
										6402		\$-4.62
JOHN D H000	JOHN D HURN & SON, INC	974667	0	DECPP	MAIN	CUSTODIAL SUPPLIES	H		11/03/2011	12/09/2011	R	\$-4.45
										6402		\$-4.45
JOHN D H000	JOHN D HURN & SON, INC	974690	0	DECPP	MAIN	CUSTODIAL SUPPLIES	H		11/22/2011	12/09/2011	R	\$142.46
										6402		\$142.46

29

<u>VEN-KEY</u>	<u>VENDOR NAME</u>	<u>INVOICE #</u>	<u>PO NUMBER</u>	<u>BATCH</u>	<u>BANK</u>	<u>DESCRIPTION</u>	<u>LQ</u>	<u>S</u>	<u>INV DATE</u>	<u>DUE DATE</u>	<u>C</u>	<u>NET AMOUNT</u>
		<u>DISCOUNT DESCRIPTION</u>		<u>DISC AMT</u>		<u>ADJUSTMENT DESCRIPTION</u>			<u>ADJ AMT</u>	<u>CHECK NBR</u>		<u>INVOICE AMOUNT</u>
NUMBER OF INVOICES: 45												\$2,099.83
JOHN DEE000	JOHN DEERE FINANCIAL	0315524	0	DECPP	MAIN	CUSTODIAL SUPPLIES	H		11/02/2011	12/08/2011	R	\$37.58
										6404		\$37.58
JOHN DEE000	JOHN DEERE FINANCIAL	3031100	3001200188	DECPP	MAIN	msc class supplies, fastners, bolts, welding items, etc	P	H	10/26/2011	12/08/2011	R	\$48.77
										6404		\$48.77
JOHN DEE000	JOHN DEERE FINANCIAL	3033743	3001200188	DECPP	MAIN	msc class supplies, fastners, bolts, welding items, etc	P	H	11/01/2011	12/08/2011	R	\$4.29
										6404		\$4.29
JOHN DEE000	JOHN DEERE FINANCIAL	3033773	3001200188	DECPP	MAIN	msc class supplies, fastners, bolts, welding items, etc	P	H	11/01/2011	12/08/2011	R	\$4.29
										6404		\$4.29
JOHN DEE000	JOHN DEERE FINANCIAL	3035043	0	DECPP	MAIN	CUSTODIAL SUPPLIES	H		11/04/2011	12/08/2011	R	\$59.99
										6404		\$59.99
JOHN DEE000	JOHN DEERE FINANCIAL	3036657	0	DECPP	MAIN	CUSTODIAL SUPPLIES	H		11/08/2011	12/08/2011	R	\$9.00
										6404		\$9.00
JOHN DEE000	JOHN DEERE FINANCIAL	3037114	0	DECPP	MAIN	CUSTODIAL SUPPLIES	H		11/09/2011	12/08/2011	R	\$36.12
										6404		\$36.12
JOHN DEE000	JOHN DEERE FINANCIAL	3037583	3001200188	DECPP	MAIN	msc class supplies, fastners, bolts, welding items, etc	P	H	11/10/2011	12/08/2011	R	\$9.98
										6404		\$9.98
JOHN DEE000	JOHN DEERE FINANCIAL	3037832	0	DECPP	MAIN	CUSTODIAL SUPPLIES	H		11/10/2011	12/08/2011	R	\$15.00
										6404		\$15.00

30

<u>VEN-KEY</u>	<u>VENDOR NAME</u>	<u>INVOICE #</u>	<u>PO NUMBER</u>	<u>BATCH</u>	<u>BANK</u>	<u>DESCRIPTION</u>	<u>LQ</u>	<u>S</u>	<u>INV DATE</u>	<u>DUE DATE</u>	<u>C</u>	<u>NET AMOUNT</u>
		<u>DISCOUNT DESCRIPTION</u>		<u>DISC AMT</u>		<u>ADJUSTMENT DESCRIPTION</u>			<u>ADJ AMT</u>	<u>CHECK NBR</u>		<u>INVOICE AMOUNT</u>
JOHN DEE000	JOHN DEERE FINANCIAL	3042645	8001200022	DECPP	MAIN	General Supplies for School Year 2011 - 2012	P	H	11/21/2011	12/08/2011	R	\$72.99
										6404		\$72.99
JOHN DEE000	JOHN DEERE FINANCIAL	3043230	0	DECPP	MAIN	CUSTODIAL SUPPLIES		H	11/22/2011	12/08/2011	R	\$33.52
										6404		\$33.52
JOHN DEE000	JOHN DEERE FINANCIAL	3044266	3001200188	DECPP	MAIN	msc class supplies, fastners, bolts, welding items, etc	P	H	11/25/2011	12/08/2011	R	\$131.38
										6404		\$131.38
JOHN DEE000	JOHN DEERE FINANCIAL	3044681	3001200188	DECPP	MAIN	msc class supplies, fastners, bolts, welding items, etc	P	H	11/25/2011	12/08/2011	R	\$21.33
										6404		\$21.33
						NUMBER OF INVOICES: 13						\$484.24
KIRBYROB000	KIRBY II, ROBERT	1	0	DECPP	MAIN	GAS - WORKSHOP		H	10/22/2011	12/07/2011	R	\$33.10
										6236		\$33.10
						NUMBER OF INVOICES: 1						\$33.10
LANTER D000	LANTER DISTRIBUTING	S138288	0	DECPP	MAIN	FOOD SERVICE SUPPLIES		H	11/30/2011	12/12/2011	R	\$931.09
										6415		\$931.09
						NUMBER OF INVOICES: 1						\$931.09
LEISTPAT001	LEIST, PATRICIA	1	0	DECPP	MAIN	MEALS - BOOKKEEPERS MEETING		H	12/01/2011	12/02/2011	R	\$10.00
										6220		\$10.00
						NUMBER OF INVOICES: 1						\$10.00
NORLIGHT000	NORLIGHT	18499935	0	DECPP	MAIN	INTERNET CHARGES		H	12/05/2011	12/12/2011	R	\$1,170.86
										6416		\$1,170.86

31

<u>VEN-KEY</u>	<u>VENDOR NAME</u>	<u>INVOICE #</u>	<u>PO NUMBER</u>	<u>BATCH</u>	<u>BANK</u>	<u>DESCRIPTION</u>	<u>LQ</u>	<u>S</u>	<u>INV DATE</u>	<u>DUE DATE</u>	<u>C</u>	<u>NET AMOUNT</u>
		<u>DISCOUNT DESCRIPTION</u>			<u>DISC AMT</u>	<u>ADJUSTMENT DESCRIPTION</u>			<u>ADJ AMT</u>	<u>CHECK NBR</u>		<u>INVOICE AMOUNT</u>
						NUMBER OF INVOICES: 1						\$1,170.86
NORRIS E000	NORRIS ELECTRIC CO-OP	8201784201	0	DECPP	MAIN	ELEMENTARY ELECTRIC	H		12/01/2011	12/05/2011	R	\$9,823.89
											6225	\$9,823.89
NORRIS E000	NORRIS ELECTRIC CO-OP	8201873101	0	DECPP	MAIN	ELEMENTARY STORAGE BLDG ELECTRIC	H		12/01/2011	12/05/2011	R	\$24.65
											6225	\$24.65
NORRIS E000	NORRIS ELECTRIC CO-OP	8203734001	0	DECPP	MAIN	BLDG TRADES ELECTRIC	H		12/01/2011	12/05/2011	R	\$15.50
											6225	\$15.50
						NUMBER OF INVOICES: 3						\$9,864.04
OLNEY BO000	OLNEY BOWLING CENTER	1	0	DECPP	MAIN	HS PE BOWLING	H		12/20/2011	12/20/2011	R	\$1,118.00
											6453	\$1,118.00
						NUMBER OF INVOICES: 1						\$1,118.00
OLNEY DA000	OLNEY DAILY MAIL	224189-03	0	DECPP	MAIN	TECH REWIRE	H		11/25/2011	12/13/2011	R	\$47.60
											6417	\$47.60
						NUMBER OF INVOICES: 1						\$47.60
PETTYBET001	PETTY, BETH	1	0	DECPP	MAIN	MIDDLE SCHOOL - TOWELS	H		11/25/2011	12/02/2011	R	\$36.00
											6221	\$36.00
PETTYBET001	PETTY, BETH	1	0	DECPP	MAIN	GAS - WORKSHOP	H		10/25/2011	12/07/2011	R	\$20.00
											6237	\$20.00
						NUMBER OF INVOICES: 2						\$56.00
R & R PL000	R & R PLUMBING, INC	121104132	0	DECPP	MAIN	SERVICES FOR BLDG TRADES HOUSE	H		12/14/2011	12/15/2011	R	\$1,178.06
											6418	\$1,178.06

32

<u>VEN-KEY</u>	<u>VENDOR NAME</u>	<u>INVOICE #</u>	<u>PO NUMBER</u>	<u>BATCH</u>	<u>BANK</u>	<u>DESCRIPTION</u>	<u>LQ</u>	<u>S</u>	<u>INV DATE</u>	<u>DUE DATE</u>	<u>C</u>	<u>NET AMOUNT</u>
		<u>DISCOUNT DESCRIPTION</u>		<u>DISC AMT</u>		<u>ADJUSTMENT DESCRIPTION</u>			<u>ADJ AMT</u>	<u>CHECK NBR</u>		<u>INVOICE AMOUNT</u>
						NUMBER OF INVOICES: 1						\$1,178.06
REPUBLIC000	REPUBLIC SERVICES, INC	0694-000442030	0	DECPP	MAIN	TRASH SERVICES	H		11/20/2011	12/05/2011	R	\$1,244.02
											6226	\$1,244.02
						NUMBER OF INVOICES: 1						\$1,244.02
RICHLAND006	RICHLAND MEMORIAL HOSPITAL	415523	0	DECPP	MAIN	COMELIA BETTIS - EMERG ROOM, X-RAY, RESPIRATORY SVC	H		11/04/2011	12/13/2011	R	\$694.79
											6419	\$694.79
						NUMBER OF INVOICES: 1						\$694.79
ROBERBAR000	ROBERTS, BARBARA ANN	1	0	DECPP	MAIN	66 HRS @ \$50, 8 DAYS OF TRAVEL - SEPT THRU NOV 2011	H		11/20/2011	12/21/2011	R	\$3,744.00
											6456	\$3,744.00
						NUMBER OF INVOICES: 1						\$3,744.00
ROE 12 -001	ROE 12 - ROBINSON	1	0	DECPP	MAIN	CHRIS SIMPSON - MAPPING THE CORE STANDARDS - JANUARY 6, 2011	H		12/06/2011	12/05/2011	R	\$175.00
											6233	\$175.00
ROE 12 -001	ROE 12 - ROBINSON	1	0	DECPP	MAIN	MELINDA SMITH, BRENDA JENNER - INTEGRATING ELA COMMON CORE INTO THE CLASSROOM - DECEMBER 12, 2011	H		12/15/2011	12/15/2011	R	\$200.00
											6420	\$200.00
ROE 12 -001	ROE 12 - ROBINSON	1	0	DECPP	MAIN	MARSHA GROVES - INTEGRATING ELA COMMON CORE INTO THE CLASSROOM - DECEMBER 1, 2011	H		12/15/2011	12/15/2011	R	\$100.00
											6426	\$100.00

33

<u>VEN-KEY</u>	<u>VENDOR NAME</u>	<u>INVOICE #</u>	<u>PO NUMBER</u>	<u>BATCH</u>	<u>BANK</u>	<u>DESCRIPTION</u>	<u>LQ</u>	<u>S</u>	<u>INV DATE</u>	<u>DUE DATE</u>	<u>C</u>	<u>NET AMOUNT</u>
		<u>DISCOUNT DESCRIPTION</u>		<u>DISC AMT</u>		<u>ADJUSTMENT DESCRIPTION</u>			<u>ADJ AMT</u>	<u>CHECK NBR</u>		<u>INVOICE AMOUNT</u>
ROE 12 -001	ROE 12 - ROBINSON	1	0	DECPP	MAIN	CAROL POTTER, CURT NEALIS, KLAY WHEELER, CHRISTINA VANMATRE, JANE FRAZIER - MAPPING THE COMMON CORE STATE STANDARDS IN ENGLISH LANG ARTS - JANUARY 6, 2012	H		12/19/2011	12/19/2011	R	\$875.00
										6447		\$875.00
ROE 12 -001	ROE 12 - ROBINSON	1	0	DECPP	MAIN	MARILYN HOLT - MAPPING THE COMMON CORE STATE STANDARDS IN ENGLISH LANG ARTS - JANUARY 6, 2012	H		12/20/2011	12/20/2011	R	\$175.00
										6454		\$175.00
ROE 12 -001	ROE 12 - ROBINSON	1	0	DECPP	MAIN	GREG ZMUDZINSKI & MARK ANSELMANT - MAPPING THE COMMON CORE STATE STANDARDS IN ENGLISH LANG ARTS - JANUARY 6, 2012	H		12/29/2011	12/29/2011	R	\$350.00
										6458		\$350.00
NUMBER OF INVOICES: 6												\$1,875.00
RUSK AMY000	RUSK, AMY	1	0	DECPP	MAIN	4 X 6 PRINT	H		12/19/2011	12/19/2011	R	\$39.99
										6448		\$39.99
NUMBER OF INVOICES: 1												\$39.99
SECRETAR000	SECRETARY OF STATE	1	0	DECPP	MAIN	2011 DRIVERS EDUCATION LICENSE PLATES	H		12/06/2011	12/05/2011	R	\$30.00
										6227		\$30.00
SECRETAR000	SECRETARY OF STATE	1	0	DECPP	MAIN	BUS RENEWAL STICKERS - 38 @ \$10	H		12/07/2011	12/07/2011	S	\$380.00
										6242		\$380.00

34

<u>VEN-KEY</u>	<u>VENDOR NAME</u>	<u>INVOICE #</u>	<u>PO NUMBER</u>	<u>BATCH</u>	<u>BANK</u>	<u>DESCRIPTION</u>	<u>LQ</u>	<u>S</u>	<u>INV DATE</u>	<u>DUE DATE</u>	<u>C</u>	<u>NET AMOUNT</u>
		<u>DISCOUNT DESCRIPTION</u>		<u>DISC AMT</u>		<u>ADJUSTMENT DESCRIPTION</u>			<u>ADJ AMT</u>	<u>CHECK NBR</u>		<u>INVOICE AMOUNT</u>
						NUMBER OF INVOICES: 2						\$410.00
SKILLPAT000	SKILLPATH SEMINARS	1	0	DECPP	MAIN	BONNIE KERMICLE, SHARI DEWEESE, ANN DEE BENT - CONFERENCE FOR WOMEN - FEBRUARY 10, 2012	H		12/05/2011	12/12/2011	R	\$447.00
										6421		\$447.00
						NUMBER OF INVOICES: 1						\$447.00
TUCKEKEE000	TUCKER, KEEGAN	1	0	DECPP	MAIN	HS MUSICAL	H		11/30/2011	12/13/2011	R	\$356.42
										6422		\$356.42
						NUMBER OF INVOICES: 1						\$356.42
UPS	000 UPS	0000Y70V00471	0	DECPP	MAIN	SHIPPING CHARGES	H		11/19/2011	12/02/2011	R	\$15.40
										6222		\$15.40
35 UPS	000 UPS	0000Y70V00501	0	DECPP	MAIN	SHIPPING CHARGES	H		12/10/2011	12/15/2011	R	\$34.71
										6423		\$34.71
						NUMBER OF INVOICES: 2						\$50.11
VERIZONW000	VERIZONWIRELESS	2658506614	0	DECPP	MAIN	CELL PHONE CHARGES	H		11/15/2011	12/02/2011	R	\$554.15
										6223		\$554.15
						NUMBER OF INVOICES: 1						\$554.15
VISA	000 VISA	4070701310008644	0	DECPP	MAIN	VISA CHARGES	H		11/23/2011	12/07/2011	S	\$6,826.65
										6238		\$6,826.65
VISA	000 VISA	4070701310008651	0	DECPP	MAIN	VISA CHARGES	H		11/23/2011	12/07/2011	S	\$5,784.64
										6239		\$5,784.64
						NUMBER OF INVOICES: 2						\$12,611.29
VOLK KAR001	VOLK, KARLA	1	0	DECPP	MAIN	NOVEMBER MILEAGE	H		11/30/2011	12/13/2011	R	\$29.97

<u>VEN-KEY</u>	<u>VENDOR NAME</u>	<u>INVOICE #</u>	<u>PO NUMBER</u>	<u>BATCH</u>	<u>BANK</u>	<u>DESCRIPTION</u>	<u>LQ</u>	<u>S</u>	<u>INV DATE</u>	<u>DUE DATE</u>	<u>C</u>	<u>NET AMOUNT</u>
		<u>DISCOUNT DESCRIPTION</u>		<u>DISC AMT</u>		<u>ADJUSTMENT DESCRIPTION</u>			<u>ADJ AMT</u>	<u>CHECK NBR</u>		<u>INVOICE AMOUNT</u>
VOLK KAR001	VOLK, KARLA	1				*****CONTINUED*****						
										6424		\$29.97
NUMBER OF INVOICES: 1												\$29.97
WALMART 000	WALMART COMMUNITY BRC	00019	2001200108	DECPP	MAIN	Office supplies as needed	P	H	11/11/2011	12/02/2011	R	\$45.10
										6231		\$45.10
WALMART 000	WALMART COMMUNITY BRC	00253	2001200122	DECPP	MAIN	WalMart general supplies	P	H	11/01/2011	12/05/2011	R	-\$19.80
										6231		-\$19.80
WALMART 000	WALMART COMMUNITY BRC	00456	0	DECPP	MAIN	FOOD SERVICE SUPPLIES		H	11/08/2011	12/02/2011	R	\$66.36
										6231		\$66.36
WALMART 000	WALMART COMMUNITY BRC	00842	1001200234	DECPP	MAIN	Wal-Mart General Supplies	C	H	10/18/2011	12/02/2011	R	\$119.54
										6231		\$119.54
WALMART 000	WALMART COMMUNITY BRC	01398	2001200108	DECPP	MAIN	Office supplies as needed	P	H	10/19/2011	12/02/2011	R	\$14.98
										6231		\$14.98
WALMART 000	WALMART COMMUNITY BRC	01551	5001200010	DECPP	MAIN	Open purchase order to buy supplies and toys for home visits, workshops, etc.	P	H	10/19/2011	12/02/2011	R	\$77.77
										6231		\$77.77
WALMART 000	WALMART COMMUNITY BRC	02291	0	DECPP	MAIN	CUSTODIAL SUPPLIES		H	10/17/2011	12/02/2011	R	\$56.00
										6231		\$56.00
WALMART 000	WALMART COMMUNITY BRC	02705	2001200092	DECPP	MAIN	newly released books	P	H	10/20/2011	12/02/2011	R	\$48.50
										6231		\$48.50
WALMART 000	WALMART COMMUNITY BRC	02878	3001200068	DECPP	MAIN	Classroom materials/ kitchen items/ food	P	H	11/01/2011	12/02/2011	R	\$91.26
										6231		\$91.26

<u>VEN-KEY</u>	<u>VENDOR NAME</u>	<u>INVOICE #</u>	<u>PO NUMBER</u>	<u>BATCH</u>	<u>BANK</u>	<u>DESCRIPTION</u>	<u>LQ</u>	<u>S</u>	<u>INV DATE</u>	<u>DUE DATE</u>	<u>C</u>	<u>NET AMOUNT</u>
		<u>DISCOUNT DESCRIPTION</u>		<u>DISC AMT</u>		<u>ADJUSTMENT DESCRIPTION</u>			<u>ADJ AMT</u>	<u>CHECK NBR</u>		<u>INVOICE AMOUNT</u>
WALMART 000	WALMART COMMUNITY BRC	03053	5001200010	DECPP	MAIN	Open purchase order to buy supplies and toys for home visits, workshops, etc.	P	H	11/13/2011	12/02/2011	R	\$67.37
										6231		\$67.37
WALMART 000	WALMART COMMUNITY BRC	03115	0	DECPP	MAIN	21ST CENTURY SUPPLIES		H	11/08/2011	12/02/2011	R	\$41.86
										6231		\$41.86
WALMART 000	WALMART COMMUNITY BRC	03227	6001200049	DECPP	MAIN	Supplies to be purchased as needed (Autism)	P	H	10/19/2011	12/02/2011	R	\$124.88
										6231		\$124.88
WALMART 000	WALMART COMMUNITY BRC	03297	0	DECPP	MAIN	FOOD SERVICE SUPPLIES		H	10/19/2011	12/02/2011	R	\$162.69
										6231		\$162.69
WALMART 000	WALMART COMMUNITY BRC	03444	3001200148	DECPP	MAIN	Food, materials, and supplies to be used all year	P	H	10/26/2011	12/02/2011	R	\$5.82
										6231		\$5.82
WALMART 000	WALMART COMMUNITY BRC	03445	3001200148	DECPP	MAIN	Food, materials, and supplies to be used all year	P	H	10/26/2011	12/02/2011	R	\$6.76
										6231		\$6.76
WALMART 000	WALMART COMMUNITY BRC	03614	6001200047	DECPP	MAIN	Supplies to be purchased as needed	P	H	11/10/2011	12/02/2011	R	\$17.24
										6231		\$17.24
WALMART 000	WALMART COMMUNITY BRC	03625	3001200086	DECPP	MAIN	Classroom supplies	P	H	10/25/2011	12/02/2011	R	\$4.00
										6231		\$4.00
WALMART 000	WALMART COMMUNITY BRC	03674	3001200148	DECPP	MAIN	Food, materials, and supplies to be used all year	P	H	10/25/2011	12/02/2011	R	\$5.82
										6231		\$5.82
WALMART 000	WALMART COMMUNITY BRC	03730	3001200148	DECPP	MAIN	Food, materials, and supplies to be used all year	P	H	10/24/2011	12/02/2011	R	\$56.68

<u>VEN-KEY</u>	<u>VENDOR NAME</u>	<u>INVOICE #</u>	<u>PO NUMBER</u>	<u>BATCH</u>	<u>BANK</u>	<u>DESCRIPTION</u>	<u>LQ</u>	<u>S</u>	<u>INV DATE</u>	<u>DUE DATE</u>	<u>C</u>	<u>NET AMOUNT</u>
		<u>DISCOUNT DESCRIPTION</u>		<u>DISC AMT</u>		<u>ADJUSTMENT DESCRIPTION</u>			<u>ADJ AMT</u>	<u>CHECK NBR</u>		<u>INVOICE AMOUNT</u>
WALMART 000	WALMART COMMUNITY BRC	03730				*****CONTINUED*****					6231	\$56.68
WALMART 000	WALMART COMMUNITY BRC	04303	5001200010	DECPP	MAIN	Open purchase order to buy supplies and toys for home visits, workshops, etc.	P	H	10/31/2011	12/02/2011	R	\$86.20
											6231	\$86.20
WALMART 000	WALMART COMMUNITY BRC	04634	0	DECPP	MAIN	FOOD SERVICE SUPPLIES		H	10/25/2011	12/02/2011	R	\$121.74
											6231	\$121.74
WALMART 000	WALMART COMMUNITY BRC	04706	0	DECPP	MAIN	21ST CENTURY SUPPLIES		H	10/26/2011	12/02/2011	R	\$49.10
											6231	\$49.10
WALMART 000	WALMART COMMUNITY BRC	04721	3001200040	DECPP	MAIN	Misc. supplies.	P	H	10/26/2011	12/02/2011	R	\$31.18
											6231	\$31.18
WALMART 000	WALMART COMMUNITY BRC	05004	0	DECPP	MAIN	TRANSPORTATION SUPPLIES		H	10/27/2011	12/02/2011	R	\$58.41
											6231	\$58.41
WALMART 000	WALMART COMMUNITY BRC	05435	0	DECPP	MAIN	FOOD SERVICE SUPPLIES		H	10/28/2011	12/02/2011	R	\$11.52
											6231	\$11.52
WALMART 000	WALMART COMMUNITY BRC	05502	2001200032	DECPP	MAIN	Miscellaneous Science Supplies	P	H	11/04/2011	12/02/2011	R	\$51.00
											6231	\$51.00
WALMART 000	WALMART COMMUNITY BRC	05775	0	DECPP	MAIN	COMPUTER SUPPLIES		H	11/07/2011	12/02/2011	R	\$106.40
											6231	\$106.40
WALMART 000	WALMART COMMUNITY BRC	05812	3001200026	DECPP	MAIN	Classroom supplies	P	H	11/10/2011	12/02/2011	R	\$39.73
											6231	\$39.73
WALMART 000	WALMART COMMUNITY BRC	06022	3001200040	DECPP	MAIN	Misc. supplies.	P	H	11/08/2011	12/02/2011	R	\$18.63
											6231	\$18.63

08

<u>VEN-KEY</u>	<u>VENDOR NAME</u>	<u>INVOICE #</u>	<u>PO NUMBER</u>	<u>BATCH</u>	<u>BANK</u>	<u>DESCRIPTION</u>	<u>LQ</u>	<u>S</u>	<u>INV DATE</u>	<u>DUE DATE</u>	<u>C</u>	<u>NET AMOUNT</u>
		<u>DISCOUNT DESCRIPTION</u>		<u>DISC AMT</u>		<u>ADJUSTMENT DESCRIPTION</u>			<u>ADJ AMT</u>	<u>CHECK NBR</u>		<u>INVOICE AMOUNT</u>
WALMART 000	WALMART COMMUNITY BRC	06022-1	3001200096	DECPP	MAIN	Supplies	P	H	11/08/2011	12/02/2011	R	\$13.98
										6231		\$13.98
WALMART 000	WALMART COMMUNITY BRC	06119	2001200108	DECPP	MAIN	Office supplies as needed	P	H	10/15/2011	12/02/2011	R	\$61.67
										6231		\$61.67
WALMART 000	WALMART COMMUNITY BRC	06260	0	DECPP	MAIN	21ST CENTURY SUPPLIES		H	10/31/2011	12/02/2011	R	\$51.82
										6231		\$51.82
WALMART 000	WALMART COMMUNITY BRC	06536	2001200122	DECPP	MAIN	WalMart general supplies	P	H	10/27/2011	12/02/2011	R	\$21.78
										6231		\$21.78
WALMART 000	WALMART COMMUNITY BRC	06785	6001200034	DECPP	MAIN	OPen walmart account for supplies throughout the year	P	H	11/03/2011	12/02/2011	R	\$11.00
										6231		\$11.00
WALMART 000	WALMART COMMUNITY BRC	06975	3001200277	DECPP	MAIN	Art Exploration supplies	P	H	10/31/2011	12/02/2011	R	\$108.60
										6231		\$108.60
WALMART 000	WALMART COMMUNITY BRC	07017	2001200101	DECPP	MAIN	Miscellaneous supplies.	P	H	10/20/2011	12/02/2011	R	\$66.61
										6231		\$66.61
WALMART 000	WALMART COMMUNITY BRC	07191	0	DECPP	MAIN	FOOD SERVICE SUPPLIES		H	11/01/2011	12/02/2011	R	\$75.73
										6231		\$75.73
WALMART 000	WALMART COMMUNITY BRC	08102	0	DECPP	MAIN	FOOD SERVICE SUPPLIES		H	11/04/2011	12/02/2011	R	\$72.18
										6231		\$72.18
WALMART 000	WALMART COMMUNITY BRC	08139	0	DECPP	MAIN	CUSTODIAL SUPPLIES		H	11/04/2011	12/02/2011	R	\$51.12
										6231		\$51.12
WALMART 000	WALMART COMMUNITY BRC	08503	0	DECPP	MAIN	RETURN - CREDIT		H	10/11/2011	12/02/2011	R	\$-9.61
										6231		\$-9.61
WALMART 000	WALMART COMMUNITY BRC	08594	1001200258	DECPP	MAIN	Supplies for Pre - K	P	H	11/05/2011	12/02/2011	R	\$64.67
										6231		\$64.67

<u>VEN-KEY</u>	<u>VENDOR NAME</u>	<u>INVOICE #</u>	<u>PO NUMBER</u>	<u>BATCH</u>	<u>BANK</u>	<u>DESCRIPTION</u>	<u>LQ</u>	<u>S</u>	<u>INV DATE</u>	<u>DUE DATE</u>	<u>C</u>	<u>NET AMOUNT</u>
		<u>DISCOUNT DESCRIPTION</u>		<u>DISC AMT</u>		<u>ADJUSTMENT DESCRIPTION</u>			<u>ADJ AMT</u>	<u>CHECK NBR</u>		<u>INVOICE AMOUNT</u>
WALMART 000	WALMART COMMUNITY BRC	08595	1001200257	DECPP	MAIN	Food for Pre - K	P	H	11/06/2011	12/02/2011	R	\$8.25
										6231		\$8.25
WALMART 000	WALMART COMMUNITY BRC	08687	3001200273	DECPP	MAIN	General Supplies	C	H	10/20/2011	12/02/2011	R	\$60.00
										6231		\$60.00
WALMART 000	WALMART COMMUNITY BRC	09588	3501200019	DECPP	MAIN	Wal-Mart General Supplies - To be paid with High School Credit Card	C	H	11/09/2011	12/02/2011	R	\$97.37
										6231		\$97.37
WALMART 000	WALMART COMMUNITY BRC	09655	3001200166	DECPP	MAIN	Misc. Office Supplies	P	H	10/26/2011	12/02/2011	R	\$8.80
										6231		\$8.80
WALMART 000	WALMART COMMUNITY BRC	09835	0	DECPP	MAIN	SPANISH SUPPLIES		H	10/27/2011	12/02/2011	R	\$19.70
										6231		\$19.70
WALMART 000	WALMART COMMUNITY BRC	1	2001200108	DECPP	MAIN	Office supplies as needed	P	H	11/04/2011	12/02/2011	R	\$41.20
										6231		\$41.20
NUMBER OF INVOICES: 47											\$2,391.61	
WHITTSAR000	WHITTLER, SARAH	1	0	DECPP	MAIN	ED SUPPLIES		H	12/20/2011	12/21/2011	R	\$15.50
										6457		\$15.50
NUMBER OF INVOICES: 1											\$15.50	
WRESTLIN000	WRESTLINGGEAR.COM, LTD	130181	3501200026	DECPP	MAIN	\$60.49 from wrestling budget to be applied toward singlets at Wrestlinggear.com	C	H	10/25/2011	12/12/2011	R	\$60.49
										6425		\$60.49
NUMBER OF INVOICES: 1											\$60.49	

<u>VEN-KEY</u>	<u>VENDOR NAME</u>	<u>INVOICE #</u>	<u>PO NUMBER</u>	<u>BATCH</u>	<u>BANK</u>	<u>DESCRIPTION</u>	<u>LQ</u>	<u>S</u>	<u>INV DATE</u>	<u>DUE DATE</u>	<u>C</u>	<u>NET AMOUNT</u>
		<u>DISCOUNT DESCRIPTION</u>			<u>DISC AMT</u>	<u>ADJUSTMENT DESCRIPTION</u>			<u>ADJ AMT</u>	<u>CHECK NBR</u>		<u>INVOICE AMOUNT</u>
						TOTAL NUMBER OF HISTORY INVOICES:			188			\$88,417.25
									188 COMPUTER CHECK INVOICES			\$88,417.25
						TOTAL INVOICES:			188			\$88,417.25
BANK TOTALS:			BANK	BANK ACCOUNT #					INVOICE AMOUNT			NET AMOUNT
			MAIN	**A010 1120 0000 00 000000					\$88,417.25			\$88,417.25

LIQUIDATION STATUS (LQ) CODE LEGEND:
L = LIQUIDATION PENDING C = CLOSED PO/NOT RECEIVING
P = PARTIAL LIQUIDATION F = FULL LIQUIDATION
BLANK = NO LIQUIDATION

***** End of report *****

Check Number	Vendor Name	Check Date	Invoice Description	Invoice Amount	Check Amount
6506	A-1 QUALITY GLASS CO	01/19/2012	Window Repairs for School Year 2011 - 2012	30.00	55.00
			RE-SEAL	25.00	
			WINDSHIELD		
6507	AC SYSTEMS SERVICE, L	01/19/2012	SERVICE / REPAIR	420.00	945.00
			SERVICE / REPAIR	525.00	
6508	ADT SECURITY SYSTEMS,	01/19/2012	ANNUAL SERVICE	514.05	514.05
6509	AFPLANSERV	01/19/2012	403B PLAN FEE	41.00	41.00
			BILLING		
6510	AHA! PROCESS, INC	01/19/2012	COMMUNITY	207.31	207.31
			SERVICES & 21ST CENTURY SUPPLIES		
6511	AMEREN ENERGY MARKETI	01/19/2012	ELECTRIC SERVICES	15,575.62	15,575.62
6512	AMERENCIPS	01/19/2012	ELECTRIC - PKG	22.18	22.18
			LOT CAMERA		
6513	APPLE, INC	01/19/2012	APPLE TV-USA	99.00	99.00
6514	ARAMARK UNIFORM SERVI	01/19/2012	TOWEL SERVICE	46.72	237.52
			General supplies for school year 2011 - 2012	63.60	
			TOWEL SERVICE	63.60	
			General supplies for school year 2011 - 2012	63.60	
6515	BABY TALK PROFESSIONA	01/19/2012	ENROLLMENT IN BTPA	40.00	40.00
6516	BAYLES, STEFANIE	01/19/2012	21ST CENTURY - 10/31 - 11/10 - 12.75 HRS	105.19	175.32
			21ST CENTURY - 8.5 HRS	70.13	
6517	BEAL, HANNAH	01/19/2012	21ST CENTURY	80.44	119.63

42

Check Number	Vendor Name	Check Date	Invoice Description	Invoice Amount	Check Amount
			STUDENT WORKER - 9.75 HRS		
			21ST CENTURY - 4.75 HRS	39.19	
6518	BEARS DISTRIBUTING	01/19/2012	Food FY 2012	676.86	2,907.78
			Food FY 2012	992.25	
			Food FY 2012	1,238.67	
6519	BENT, ANN DEE	01/19/2012	DECEMBER MILEAGE	24.30	24.30
6520	BILLINGTON, LISA	01/19/2012	DECEMBER MILEAGE	59.33	59.33
6521	BISHOP, SUSIE	01/19/2012	ERES, ERMS, ST JOE, WRES, CHAT, DIVORCE CARE, AFFIRMATION BAGS, ALL STUDENT WORK BOOKS, CHAT, 3 BULLY MOVIES, NEW STUDENT LUNCH CHRISTMAS PARTY FOR PARENT GROUP CHAT SUPPLIES & LABOR	800.00	2,255.42
				679.42	
				150.00	
				626.00	
6522	BLANK'S INSURANCE AGE	01/19/2012	REPLACED 3 BUSES, REMOVED DRIVERS ED CAR DATA COMPROMISE COVG ADD RNWL	-102.00	227.00
				329.00	
6523	BOUND TO STAY BOUND B	01/19/2012	Book Order - Elementary Library (10E 020 2220 4300 00) 21 titles	34.85	34.85
6524	BRAUER, SHERRY	01/19/2012	PARENT SUPPORT GROUP - 3.5 HRS	375.00	375.00

43

Check Number	Vendor Name	Check Date	Invoice Description	Invoice Amount	Check Amount
6525	BUSHUE BACKGROUND SCR	01/19/2012	DEREK DICKS, DEBORAH BALL, THERESA BOWLBY - BACKGROUND CHECKS	156.00	156.00
6526	BUSS, MELISSA M	01/19/2012	21ST CENTURY SUPPLIES	19.00	19.00
6527	BUSSARD, LARRY G	01/19/2012	DECEMBER MILEAGE	405.15	405.15
6528	C & C ASSOCIATES, INC	01/19/2012	YBA-622-2 MAINTENANCE AGREEMENT	304.00 1,186.00	1,490.00
6529	C & T / RICHLAND MOTO	01/19/2012	CUSTODIAL SUPPLIES TRANS SUPPLIES	6.79 8.99	15.78
6530	CARBONDALE COMM H S	01/19/2012	MATTHEW ZWILLING - DECEMBER TUITION	924.00	924.00
6531	CD FELLER ENTERPRISES	01/19/2012	BLEACHER INSPECTION FOR MS & HS - INDOORS AND OUTDOORS	2,275.00	2,275.00
6532	CELEBRATIONS	01/19/2012	WHITE FAVOR BAGS	22.27	22.27
6533	CENTRAL RESTAURANT PR	01/19/2012	P991-4356371 Silicone cover for H600 Bowl Scraper for Commercial Mixer @ ERES	308.55	308.55
6534	CENTRAL STATES BUS SA	01/19/2012	General Supplies for School Year 2011 - 2012	116.65	116.65
6535	CENTRALIA COIN, STAMP	01/19/2012	COINS	472.00	472.00
6536	CHARLEY, INC	01/19/2012	VERBATIM CARTRIDGE,	467.00	2,354.00

44

Check Number	Vendor Name	Check Date	Invoice Description	Invoice Amount	Check Amount
			SCANNER		
			Ink Order	222.00	
			Cartridges for HP	156.00	
			Laserjet P2035 -		
			Mrs. Hahn's		
			printer		
			CARTRIDGES	637.00	
			Printer Ink for	78.00	
			printer laserjet		
			hp 1012 Order		
			will be placed		
			when current ink		
			is used up		
			CARTRIDGES	166.00	
			POWER SUPPLY	155.00	
			Monitor	138.00	
			MS OFFICE PRO	335.00	
			PLUS2010		
6537	D LAWLESS HARDWARE	01/19/2012	BLDG TRADES	19.80	19.80
			SUPPLIES		
6538	DATA MANAGEMENT SHRED	01/19/2012	SHREDDING	45.00	45.00
			SERVICES		
6539	DAVIS, ANGELA M	01/19/2012	DECEMBER MILEAGE	33.36	255.65
			WORKSHOP -	222.29	
			MILEAGE AND MEALS		
			- OCT 21 & NOV 9		
6540	DAYLIGHT DONUTS	01/19/2012	Breakfast for	24.00	24.00
			Meetings		
6541	DEMCO, INC	01/19/2012	library supplies	339.56	831.21
			library supplies	491.65	
6542	DEWEESE, SHARI A	01/19/2012	DECEMBER MILEAGE	18.87	18.87
6543	DORIS BROS TROPHIES	01/19/2012	PLATES ENGRAVED	106.00	106.00
6544	EAGLESON AUTOMOTIVE	01/19/2012	Supplies and	20.29	55.89

45

Check Number	Vendor Name	Check Date	Invoice Description	Invoice Amount	Check Amount
			Repairs for School Year 2011 - 2012		
			Driver Education supplies for 2011-12 school year.	35.60	
6545	ECOLAB EQUIPMENT CARE	01/19/2012	GASKET, DOOR, MAGNETIC	238.67	238.67
6546	EFFINGHAM BUILDERS SU	01/19/2012	CUSTODIAL SUPPLIES	362.71	725.42
			CUSTODIAL SUPPLIES	362.71	
6547	EFFINGHAM TRUCK SLS,	01/19/2012	General supplies for school year 2011 - 2012	72.93	4,037.79
			General supplies for school year 2011 - 2012	231.88	
			CREDIT	-1,125.76	
			TRANS LABOR & PARTS	2,090.49	
			TRANS LABOR & PARTS	2,009.08	
			TRANS LABOR & PARTS	808.26	
			TRANS LABOR & PARTS	420.91	
			CREDIT	-470.00	
6548	E FILLIATE, INC	01/19/2012	Cables and Cable Organizers	470.95	470.95
6549	ENCHANTED LEARNING, L	01/19/2012	Enchanted Learning	125.00	125.00

46

Check Number	Vendor Name	Check Date	Invoice Description	Invoice Amount	Check Amount
6550	ERCU # 1	01/19/2012	Subscription 21ST CENTURY POSTAGE 21ST CENTURY TRANSPORTATION	24.20 475.48	499.68
6551	FEHRENBACHER OIL CO,	01/19/2012	Bus Inspections for school year 2011 - 2012	328.00	328.00
6552	FIRE EQUIPMENT SALES,	01/19/2012	SERVICE SYSTEMS SERVICE SYSTEMS SERVICE SYSTEMS	182.75 228.00 130.50	541.25
6553	FISHER AUTO PARTS	01/19/2012	General Supplies for School Year 2011 - 2012	75.04	75.04
6554	FOLLETT EDUCATIONAL S	01/19/2012	The Culinary Professional Textbook	567.64	567.64
6555	FOLLETT LIBRARY RESOU	01/19/2012	books books books for 2nd grade books 27 various books books	153.12 44.54 920.40 14.49 399.29 475.12	2,006.96
6556	FOX RIVER FOODS, INC	01/19/2012	supplies for Fy12 supplies for Fy12 supplies for Fy12	3,065.49 4,963.00 2,886.32	10,914.81
6557	GEIER, SHERRY LYNN	01/19/2012	21ST CENTURY	28.17	28.17
6558	GOOGLE, INC	01/19/2012	ARCHIVING AND DISCOVERY, 1YR RET - 12/29/11 TO 12/28/12	1,502.51	1,502.51
6559	GRAHAM, DON	01/19/2012	AFTER SCHOOL	132.00	198.00

47

Check Number	Vendor Name	Check Date	Invoice Description	Invoice Amount	Check Amount
			PROGRAM		
			21ST CENTURY - 3	66.00	
			HRS		
6560	GROVE, BRANDIS J	01/19/2012	DECEMBER MILEAGE	49.95	49.95
6561	H & H MUSIC, INC	01/19/2012	Supplies to be	7.99	254.44
			used all year		
			Repairs to be	63.00	
			done all year		
			Repairs to be	13.35	
			done all year		
			Repairs to be	170.10	
			done all year		
6562	HARRISON, CANDICE A	01/19/2012	DECEMBER MILEAGE	32.19	32.19
6563	HILLYARD/ST LOUIS	01/19/2012	CUSTODIAL	313.27	313.27
			SUPPLIES		
48 6564	HOBART SERVICE	01/19/2012	Dave Goff needs	489.35	1,757.00
			parts for ERES		
			dishwasher		
			Groen Braising	642.50	
			Pan 2" Draw-off		
			Valve, complete		
			Dave Goff needs		
			to fix Braising		
			Pan at ERES		
			Dave Goff needs	625.15	
			parts for Garbage		
			Disposal at ERES.		
			In Sink-erator		
			Model SS300-25,		
			Serial # RM		
			131690		
6565	HOUCHENS FOODS NORTH	01/19/2012	Food, materials,	88.41	558.40
			and supplies to		

Check Number	Vendor Name	Check Date	Invoice Description	Invoice Amount	Check Amount
			be used all year No shipping - will pick up in store		
			Food for all foods & nutrition classes taught by Paula West.	237.41	
			FOOD SERVICE	72.38	
			SUPPLIES		
			21ST CENTURY	53.85	
			SUPPLIES		
			21ST CENTURY	1.89	
			SUPPLIES		
			SUPPLIES	104.46	
49	6566 HP PRODUCTS	01/19/2012	CUSTODIAL	435.57	435.57
			SUPPLIES		
	6567 HURSTA, KATHY	01/19/2012	21ST CENTURY - 1.5 HRS	18.00	18.00
	6568 IASA	01/19/2012	ANNUAL LICENSE - FY12	275.00	275.00
	6569 IBC WONDER / HOSTESS	01/19/2012	SUPPLIES - STATEMENT DATES 11/19, 12/03, 12/10, 12/17, 12/24	2,253.00	2,253.00
	6570 IL COUNSELING ASSOCIA	01/19/2012	Yearly Membership for Cindy Lockley	95.00	95.00
	6571 IL DEPT OF PUBLIC HEA	01/19/2012	District Nurses -audiometer calibrations	10.00	40.00
			District Nurses -audiometer	30.00	

Check Number	Vendor Name	Check Date	Invoice Description	Invoice Amount	Check Amount
6572	INTERSTATE BATTERY OF	01/19/2012	calibrations CUSTODIAL	284.85	284.85
6573	J A SEXAUER, INC	01/19/2012	SUPPLIES 21ST CENTURY - 1.5 HRS CUSTODIAL	74.15 384.70	1,252.53
			SUPPLIES CUSTODIAL	131.45 662.23	
6574	JUNIOR LIBRARY GUILD	01/19/2012	SUPPLIES 44sale books	220.00	220.00
6575	KEMMERER VILLAGE	01/19/2012	ROBERT SMITH - DECEMBER ROOM & BOARD, TUITION	12,635.09	12,635.09
6576	KOCHER, DAWN M	01/19/2012	DECEMBER MILEAGE	73.82	73.82
6577	KONE ELEVATORS, INC	01/19/2012	ERMS MAINTENANCE AGREEMENT - 12/01/11 - 2/29/12	190.95	190.95
6578	LANTER DISTRIBUTING	01/19/2012	FOOD SERVICE SUPPLIES	724.68	724.68
6579	LECRONE, CHAD E	01/19/2012	MILEAGE AND MEALS	195.47	195.47
6580	LEGO EDUCATION	01/19/2012	Reflection Kits Legos	460.00	460.00
6581	LIBERTS	01/19/2012	Show choir Appearal Show choir Appearal	-6.99 22.69	15.70
6582	LIBRARY VIDEO COMPANY	01/19/2012	videos	129.07	129.07
6583	MARATHON TIRE SERV, I	01/19/2012	FLAT REPAIR TIRES AND MOUNT AND BALANCE	18.00 290.56	308.56

50

Check Number	Vendor Name	Check Date	Invoice Description	Invoice Amount	Check Amount
6584	MCMASTER-CARR SUPPLY	01/19/2012	SUPPLIES	81.54	241.40
			SUPPLIES	159.86	
6585	Vendor Continued Void	01/19/2012			0.00
6586	MILLER OFFICE EQUIPME	01/19/2012	Labor and Parts for workrooms	346.00	2,628.50
			TONER	375.00	
			Labor and Parts for workrooms	28.00	
			TONER	315.00	
			COPIER REPAIR	38.00	
			Printer & Copier supplies for School Year 2011 - 2012	120.00	
			Copier Repair	42.00	
			PARTS FOR COPIER	183.00	
			Copier Repairs for School Year 2011 - 2012	48.00	
			Printer & Copier supplies for School Year 2011 - 2012	103.75	
			Office Copier Repair & Supplies	38.00	
			Office Copier Repair & Supplies	375.00	
			Parts/supplies for office copier	102.00	
			Repair on office copier	48.00	
			Supplies to be purchased as	69.95	

51

Check Number	Vendor Name	Check Date	Invoice Description	Invoice Amount	Check Amount
			needed		
			PRINCIPAL	62.00	
			SUPPLIES		
			Copier toner & supplies/	241.00	
			Faculty Lounge		
			Printer & Copier supplies for	77.90	
			School Year 2011 - 2012		
			Parts/supplies for office copier	15.90	
6587	MILLER, TRACY, BRAUN	01/19/2012	PROFESSIONAL SERVICES	320.00	320.00
6588	MONOPRICE, INC	01/19/2012	USB Extender	14.56	111.27
			Cables for Flash Drives		
			USB Extension	45.06	
			Cables		
			Cables for Apple TV	51.65	
6589	NASCO FORT ATKINSON	01/19/2012	Items to be used in FCS classes during the 2011-2012 school year and beyond.	6.40	6.40
6590	NORLIGHT	01/19/2012	INTERNET	1,170.86	1,170.86
6591	O'REILLY AUTO PARTS	01/19/2012	BATTERY	85.99	85.99
6592	OLNEY CENTRAL COLLEGE	01/19/2012	21ST CENTURY BREAKFAST	40.00	40.00
6593	OLNEY DAILY MAIL	01/19/2012	SCHOOL BUS BIDS	23.80	23.80
6594	PAQ INTERACTIVE, INC	01/19/2012	Incentive Funding - Internet	240.00	240.00

52

Check Number	Vendor Name	Check Date	Invoice Description	Invoice Amount	Check Amount
			Subscription PAQ		
6595	PEPSI MIDAMERICA	01/19/2012	SODA'S	63.30	63.30
6596	PERMA-BOUND	01/19/2012	Novels	277.18	277.18
6597	PIZZA FAST / SUB FAST	01/19/2012	Open PO for meals for parents after library event once a month.	49.75	49.75
6598	POOL'S BARGAIN CENTER	01/19/2012	General Supplies for School Year 2011 - 2012	39.95	39.95
6599	POSITIVE PROMOTIONS	01/19/2012	Stickers and Pencils	258.65	258.65
6600	PRINTFORCE, INC	01/19/2012	Printing ENVELOPES 140 Transcript Cards, 8.50 x 11.00, 1 color black, 1 side, on 110# white index PRINCIPAL - PRINTING Printing Printing	39.96 143.25 22.05 114.20 18.56 37.50	375.52
6601	QUILL CORPORATION	01/19/2012	Ink for printer OFFICE SUPPLIES Heavy duty staples & 6 X 9 envelopes	52.99 151.46 105.54	309.99
6602	RACKLIN PAINT &	01/19/2012	CUSTODIAL SUPPLIES CUSTODIAL SUPPLIES	4.48 10.79	15.27
6603	RDJ Specialties, Inc.	01/19/2012	Ornaments for	588.31	588.31

Check Number	Vendor Name	Check Date	Invoice Description	Invoice Amount	Check Amount
			staff		
6604	REDMAN, KRISTEN L	01/19/2012	WORKSHOP MEAL	20.99	20.99
6605	RENAISSANCE LEARNING,	01/19/2012	AR Test Order - (23 tests at \$2.99 each for a total of \$68.77 - ordered online)	68.77	68.77
6606	REPORT SOLUTIONS, INC	01/19/2012	H.E.L.P. CONTINUOUS MAINTENANCE - 20	1,000.00	1,000.00
6607	RICHLAND MEMORIAL HOS	01/19/2012	Blood Pressure cuffs	176.13	176.13
6608	RIDDELL / ALL AMERICA	01/19/2012	Helmet reconditioning	2,418.46	2,418.46
6609	RIDES MASS TRANSIT DI	01/19/2012	open purchase order for transportation for families to attend parenting workshops and family events.	14.00	14.00
6610	RIDGELY, SUZANNA	01/19/2012	DECEMBER MILEAGE	22.31	22.31
6611	ROYAL PUBLISHING	01/19/2012	AD - BOARD	175.00	175.00
6612	RUBENACKER, LORI A	01/19/2012	DECEMBER MILEAGE	41.63	41.63
6613	RUNYON, KAITLIN	01/19/2012	21ST CENTURY - 18.5 HRS 21ST CENTURY WORK - 7.75 HRS	152.63	216.57
6614	SCHOLASTIC INC	01/19/2012	Classroom AR books	301.07	301.07
6615	SCHOOL SPECIALTY INC	01/19/2012	art supplies	50.56	50.56
6616	SCHOOL TECHNOLOGY ASS	01/19/2012	SKY-7009 TRANSCRIPT LABEL,	46.00	46.00

Check Number	Vendor Name	Check Date	Invoice Description	Invoice Amount	Check Amount
			2 2/3 X 3 1/3", 9 LABELS/SHEET, 100 SHEETS PER PACK PRICE: \$39/PACK OF 100 SHEETS (900 LABELS)		
6617	SCHUETZ COMPANIES	01/19/2012	RENTAL FEE FOR 4 NIGHTS	374.00	374.00
6618	SECURITY ALARM CORP	01/19/2012	INSPECTION - ES INSPECTION - HS INSPECTION - MS	300.00 600.00 450.00	1,350.00
6619	SIMPSON, CHRIS A	01/19/2012	DECEMBER MILEAGE	226.35	226.35
6620	SKEETER KELL SPORTING	01/19/2012	Pe uniforms. T shirts & shorts Pe uniforms. T shirts & shorts Mark V basketball scorebooks Mark V basketball scorebooks 40 black mesh pe shorts	263.50 145.00 276.00 380.60 240.00	1,305.10
6621	SPORTDECALS, INC	01/19/2012	sweatshirts	330.00	330.00
6622	STAFF DEVELOPMENT	01/19/2012	MELISSA BRADHAM, BETH KOCHER - STEP-BY-STEP MODEL DRAWING - MARCH 21, 2012	398.00	398.00
6623	STEPHENS, RIVER	01/19/2012	21ST CENTURY WORKER - 12.5 HRS 21ST CENTURY - 5 HRS	103.13 41.25	144.38
6624	STERNBERG, INC	01/19/2012	PARTS	910.08	7,516.57

55

Check Number	Vendor Name	Check Date	Invoice Description	Invoice Amount	Check Amount
			TRANS SUPPLIES	128.94	
			BUS REPAIR	6,477.55	
6625	STEVENS REFRIGERATION	01/19/2012	HEAT COIL REPAIR	118.75	364.25
			REPAIR WATER	245.50	
			COOLER		
6626	SUCCESS BY DESIGN	01/19/2012	Planners	37.50	37.50
6627	SUPER DUPER PUBLICATI	01/19/2012	Speech Therapy	192.77	192.77
			Supplies		
6628	SWANN SPECIAL CARE CE	01/19/2012	DECEMBER TUITION	2,526.80	2,526.80
			- STEVIE MUSSON		
6629	SYSCO FOOD SERVICE	01/19/2012	112070193,	5,716.93	5,716.93
			112140236,11207086		
			9, 112140235,		
			112210231,		
			112131043,		
			112170264,		
			112070192,		
			112070191		
6630	THE MAILBOX	01/19/2012	Books and	36.99	36.99
			materials for		
			introduction to		
			teaching class.		
6631	TIBBS, DEVAN	01/19/2012	AFTER-SCHOOL	28.88	28.88
			TUTORING - 3.5		
			HRS		
6632	TRI-M PLUMBING	01/19/2012	RE-SET TEMPS,	250.00	250.00
			CLEANED VALVE		
6633	UMB BANK N A	01/19/2012	PAYING AGENT FEE	522.50	522.50
6634	VAAL, SARAH KATHRYN	01/19/2012	NOVEMBER /	41.07	41.07
			DECEMBER MILEAGE		
6635	VALLEY ELECTRIC SUPP	01/19/2012	STARTER KIT,	116.65	1,178.54
			THERMAL UNIT		
			STARTER MOTOR	270.71	

56

Check Number	Vendor Name	Check Date	Invoice Description	Invoice Amount	Check Amount
			CUSTODIAL SUPPLIES	41.70	
			CUSTODIAL EUQIPMENT	749.48	
6636	VOLK, KARLA J	01/19/2012	DECEMBER MILEAGE	24.98	24.98
6637	VOSS LIGHTING	01/19/2012	CUSTODIAL SUPPLIES	448.70	448.70
6638	WABASH VALLEY SERVICE	01/19/2012	Fuel for school year 2011 - 2012	16,466.68	18,638.68
			Oil for School Year 2011 - 2012	2,172.00	
6639	WESTALL, CHERYL L	01/19/2012	NOVEMBER & DECEMBER MILEAGE	155.85	155.85
		134	Computer	Check(s) For a Total of	131,869.03

57

	0	Manual	Checks For a Total of	0.00
	0	Wire Transfer	Checks For a Total of	0.00
	0	ACH	Checks For a Total of	0.00
	134	Computer	Checks For a Total of	131,869.03
Total For	134	Manual, Wire Tran, ACH & Computer Checks		131,869.03
Less	0	Voided	Checks For a Total of	0.00
			Net Amount	131,869.03

DISTRICT PAYROLL
EAST RICHLAND COMMUNITY UNIT DISTRICT NO. 1
January 19, 2012

The district payroll for the month of January 2012, for personnel on regular employment status, is the same as the payroll for the month of December 2011, with the following:

ADDITIONS: Lisa Shilling, ERES aide; Amanda Brame and Jamie Wilson, ERES Teacher Assistant; Amber Brown, District Secretary - part time

DELETIONS: None

CHANGES: None

Name	Gross
ALDRICH, JODY K	3,919.70
ALEXANDER, MARGO D	3,502.26
ALLEN, LINDA L	2,071.94
ALLEN, LORI	4,486.18
AMETER, BRADLEY L	42.5
ANDERSON, JOYCE ANN	4,665.46
ANDERSON, LEE S	3,863.29
ANGLE, AMY JO	1,546.48
ANGLE, DAVID R	1,542.63
ANSELMANT, MARK E	5,592.07
ANSELMANT, MEGAN B	3,063.70
ATEN, CARL H	85
ATKINS, BENJAMIN R	3,527.50
BAKER, DIXIE R	2,351.39
BAKER, SHERRI	0
BARE, GENNIE LYNN	1,720.06
BATEMAN, PHYLLIS	994.59
BAUGH, LAUREN V	3,232.16
BAYLES, RICHARD A	3,920.96
BEARD, ASHLEY M	3,206.68
BEARD, BRENDA L	1,957.14
BENT, ANN DEE	3,242.66
BERGER, CHRISTY	3,502.26
BERRY, KELLY S	1,489.86
BETTIS, COMELIA G	1,201.18
BETTIS, JULIE ANN	4,133.84
BEYERS, CANDACE L	4,505.72
BILLINGTON, KIMBERLY D	853.06
BILLINGTON, LISA	3,981.12
BIRK, JILL A	85
BLACKFORD, EMILY A	3,437.62
BLACKFORD, JERI L	1,011.50
BLANK, CYNTHIA M	1,982.28
BLANK, HOLLY H	4,148.90
BOEHL, JEANA L	1,762.66
BORAH, CHRISTINE M	1,879.45
BOTKIN, AMY LYNN	1,632.10
BOWER, BRENDA K	55.25
BRADHAM, MELISSA M	88
BRAME, AMANDA C	1,651.50
BRANSTETTER, CONNIE F	426.25
BRANSTETTER, RON R	14
BROOKS, MARY L	2,956.52
BROWN, AMBER	365.06
BROWN, ANGEL L	1,475.82
BUNTING, GENA	1,475.82

BURGENER, CHARISSA	3,623.36
BUSS, MELISSA M	1,954.76
BUSSARD, KIMILA DAWN	4,499.76
BUSSARD, LARRY G	10,058.80
BYFORD, DONITA	378.26
CAMPOS, SHIRLEY A	670.56
CARAWAY, KATHRYN M	345.5
CARLSON, PATRICIA T	3,867.30
CARMODY, DAVID	6,148.54
CAST, RODNEY W	1,439.25
CAULFIELD, ANITA M	1,108.00
CAVALIER, MICHAEL A	4,412.72
CLARK, PATRICIA	4,679.52
CLODFELTER, JULIE D	3,663.98
COMBS, ERIC W	4,001.74
COTTERELL, WILMA K	765
CRACKEL, JANICE E	3,421.28
CUMMINS, BRYAN	5,858.46
CUMMINS, MARY CATHERINE	1,429.04
DAMM, RITA ANNE	1,469.49
DAVIS, ANGELA M	4,060.08
DAVIS, LESLIE A	569.5
DAVIS, PATTI JO	5,382.66
DEIMEL, NANCY J	4,223.30
DELKS, NATHAN E	2,246.17
DEMEYER, NANCY L	1,202.16
DENTON, MACKENZIE T	3,099.92
DENTON, RYAN D	3,012.68
DEWEESE, SHARI A	2,443.84
DOBBS, CURTIS W	4,307.88
DOBBS, TRACY L	4,212.46
DOLL, GWYNE M	3,248.26
DORIS, TAMI L	1,644.31
DOSS, JUNE E	2,141.09
DUNN, MELISSA A	4,442.94
EAGLESON, DENYSE L	3,847.86
EDWARDS, CRYSTLE L	6,653.54
ELLISON, DEBORAH E	4,563.02
ELLISON, JENNIFER L	1,475.82
EMMERICH, MARIA V	170
ERWIN, MELISSA D	3,590.04
FEHRENBACHER, KIMBERLY	170
FISHER, KENNETH LEE	0
FLANAGAN, KRISTIN D	3,920.96
FLANAGAN, ROBERT W	3,995.46
FLEMING, JULIE L	3,417.62
FOERSTER, KASEY L	501.5

FORYS, ALLEN A	690
FORYS, MARGARET D	605
FOUST, PATRICIA J	1,063.49
FOX, MINDY K	1,414.70
FRANCIS, BRENDA G	4,075.74
FRANKLIN, ANNE	0
FRANKLIN, RICHARD	6,299.38
FRAZIER, JANE L	4,822.94
FRITCHLEY, JENNIFER M	3,777.54
FRITSCHLE, JOYCE D	4,243.88
FULK, VICKY D	2,398.24
GARDNER, BRETT A	255
GARDNER, KRISTINA L	3,069.92
GARDNER, MICHAEL M	2,710.32
GARRETT, ELIZABETH ANN	3,744.04
GASSMANN, LOUIS HENRY	4,069.12
GAWTHORP, JENNIFER J	143
GEIER, DANIEL R	2,167.16
GEIER, SHERRY LYNN	5,101.84
GINDER, AMANDA N	5,144.18
GINDER, CHERYL A	1,037.34
GINDER, NANCY L	1,632.10
GOFF, DAVID	5,100.26
GOFF, DONNA L	1,834.62
GOSS, ROBIN D	680
GRAY, SHERI	3,086.62
GREENWOOD, JILL R	3,372.86
GRIFFIN, SUSAN M	1,075.14
GROVE, BRANDIS J	2,976.44
GROVES, CHAD E	595
GROVES, MARSHA L	5,553.56
GROVES, MICHAEL WILLIAM	4,506.70
GROVE, MONICA N	2,117.48
GRUNDON, CINDY CAROL	4,252.72
GULOVSEN, TRACY L	629.25
HAGAN, DIANA LYNNE	3,995.46
HAHN, JODY M	119
HAHN, MARGARET ANN	4,288.76
HAHN, SUZANNE	9,465.36
HALLAM, AMY S	3,521.66
HANES, MARY JANE	629
HANNA, SHIRLEY M	1,258.40
HARDY, ERIN T	3,529.68
HARMON, SHERRY S	3,309.76
HARRISON, CANDICE A	2,046.00
HART, CYNTHIA K	3,444.54
HART, JOSY S	143

HAUSSY, NATASHA J	1,071.00
HAUSSY, SUSAN R	1,456.44
HAYNES, MICKEY	0
HEARN, JENIFER A	3,275.00
HENDERSON, NORMAN D	6,471.12
HENDRICKSON, BRENDA	3,502.26
HERMAN, DARLENE J	3,781.60
HIXON, THOMAS R	3,302.67
HOLDER, ZACHARY R	467.5
HOLT, MARILYN J	13,109.66
HOLTZ, SONJA R	1,904.98
HORTIN, CHRISTOPHER R	342.13
HOUCHIN, AMANDA N	3,457.42
HOUCHIN, DARRELL W	4,069.54
HOUCHIN, JACQUELINE	3,789.68
HOUCHIN, KIMBERLY JO	2,486.58
HOUGH, SHANNON L	3,980.30
HOUT, JODY K	3,568.80
HULETT, DAKODA W	1,615.66
HUNT, SHIRLEY A	2,118.23
HURST, JAMES R	490.5
INGRAM, ALDA B	4,465.10
INGRAM, HEATHER E	3,727.76
INYART, BRENT A	3,982.24
JARVIS, BOBBIE LOU	3,166.77
JARVIS, SAMUEL L	1,381.02
JENNER, BRENDA D	3,925.18
JOHNSON, CHAO	1,118.50
JOHNSON, COURTNEY L	127.5
JONES, EMILY K	3,309.98
JONES, GARY N	2,997.60
JULIAN, AMY L	3,798.60
KAERICHER, CHELSEA J	2,852.10
KAERICHER, DAWN R	1,567.32
KALLENBACH, GARY L	340
KATER, LORI A	846.7
KERMICLE, BONNIE L	2,731.86
KERMICLE, RONALD EDGAR	0
KEYS, JOY L	940.94
KING, MELINDA D	3,750.70
KIRBY II, ROBERT R	3,780.16
KNISS, CARA B	637.5
KOCHER, BECKY S	923.82
KOCHER, BETH A	231
KOCHER, DAWN M	3,705.70
KOCHER-COAN, LINDA	1,863.22
KOCHER, LORI L	66

KOCHER, RACHEL ANNE	29.75
KOWA, J C	4,206.93
KUHLIG, JANET L	4,199.91
KURTZ, DONALD V	531.75
LAFACE, JANE A	4,090.58
LANKER, LINDA M	4,133.84
LATHROP, BOBBIE JO	3,228.68
LATHROP, JENNIFER L	3,436.96
LEAF, JESSICA	846.7
LECRONE, CHAD E	7,014.90
LECRONE, KRISTINA A	2,956.50
LEDEKER, PAMELA KAY	3,005.68
LEE, DAVID W	1,633.32
LEIST, JANET S	1,136.80
LEIST, MARC A	3,848.84
LEIST, PATRICIA E	4,266.32
LESLIE, REBECCA R	3,292.46
LESLIE, THOMAS L	3,293.08
LINDSEY, LEANN S	1,001.80
LOCKLEY, CYNTHIA KAY	4,863.86
LUDINGTON, CYTHEANNE TABA	340
LUTZ, ALECIA P	272
LYNN, GINA L	3,012.68
MADDEN, JACQUELINE DIANE	3,331.62
MAXEY, CONNIE F	2,227.10
MCCLLENATHAN, NANCY L	3,861.72
MCCLEAVE, ROBERTA J	3,995.46
MCCLURE, DEBORAH L	2,960.46
MCDONALD, JIMETTA L	1,435.25
MCVICKER, AMY M	3,798.60
MERRITT, FRANKIE	212.5
MICHELS, JOYCE ELAINE	4,672.38
MICHELS, LINDA J	873.5
MICHELS, SUZANNE	3,749.54
MICHL, LINDA SUE	1,232.42
MILAM, HILLARY BREANN	1,414.70
MILLER, CHERYL	255
MILLER, JEANETTE SUE	510
MILLER, KIMBERLY K	1,632.10
MITCHELL, BRANDI G	420
MORGAN, GINA E	360.36
MOSBEY, DEVEN L	3,392.96
MUFFLER, ALICIA ANNE	3,220.20
MULLENS, MARY CHRISTINE	1,475.82
MURRAY, PAMELA S	3,851.98
MUSIC, MATTHEW J	3,523.10
NEALIS, BRADLY CURTIS	3,727.76

NOHREN, FELICIA A	1,001.80
OCHS, KRISTY J	4,465.84
OCHS, MARY A	1,474.26
PAGE, KENDRA J	3,636.60
PAGE, WILLIAM D	4,019.26
PAMPE, JANICE	4,116.04
PAMPE, LISA K	4,095.62
PEAK, JANE	722.5
PETRELLA, RALPH J	3,944.46
PETTY, BETH G	4,940.92
PHILLIPS, KAREN S	1,274.94
PHILLIPS, MELISSA M	3,636.60
PHILLIPS, ROBERT L	469.25
PINKSTON, SANDRA D	85
POOL, LORI	3,329.68
POWELL, MATTHEW M	3,483.98
POWELL, MICHELLE	2,293.08
RAYMOND, RUTH ANN	4,014.24
REDMAN, AMANDA L	3,187.70
REDMAN, JUDITH	1,775.82
REDMAN, KEITH L	841.5
REDMAN, KRISTEN L	3,906.88
REEVES, RANDY K	2,873.46
REID, YVONNE K	1,001.80
REYNOLDS, MICHELE L	1,261.64
RHOADS, AMY	17
RIDGELY, SUZANNA	2,250.85
RISTVEDT, SHANNONE M	1,299.56
ROARK, RYAN K	4,040.86
RODGERS, KACIE N	2,982.46
ROSBOROUGH-GAEDE, SANDRA	1,704.40
ROSE, RAE	1,076.92
RUBENACKER, LORI A	3,997.26
RUNYON, COURTNEY A	1,504.50
RUNYON, MARCIA A	1,775.82
RUNYON, MELISSA A	2,901.38
RUSK, AMY L	1,965.48
RUSK, JULIE	1,790.25
SCHMUCKER, JULIE R	1,475.82
SCHONERT, MARIDEL F	5,606.62
SCOTT, HEATHER L	55.25
SEESSENGOOD, BRENDA LEE	2,280.70
SEILER, ANITA JEAN	1,532.94
SHAN, LESLIE K	765
SHAWVER, ALEXIS B	2,901.38
SHILLING, LISA A	773.5
SHOEMAKER, KRISTIE L	2,918.66

SIMPSON, CHRIS A	8,421.30
SIMPSON, MICHELLE L	4,173.44
SLANKARD, SHERRY	3,905.60
SLOVER, SALLY A	994.5
SMITH, DAVID R	170
SMITH, JASON T	3,798.60
SMITH, MELINDA	3,372.86
SNIDER, SHERRI A	3,981.12
STADGE, DANIEL RAY	81
STAFFORD, ASHLEY L	2,901.38
STEBER, CATHERINE A	1,429.04
STEBER, MARK	5,197.78
STEBER, MARJORIE E	327.25
STEPHENS, CAMILLE A	3,747.40
STERCHI, SAMUEL D	425
STERCHI, SUSAN R	4,173.44
STEVENSON, SUSAN J	1,475.82
STIVERS, BETTY B	1,475.82
STUCK, LORA K	155.13
SWINSON, DONNA SUE	1,632.10
TAHTINEN, TIMOTHY A	1,699.88
TAYLOR, CHAD E	3,440.64
TAYLOR, LISA K	1,431.13
TENNYSON, DENNIS	4,123.94
TENNYSON, MEGAN N	634.5
THOMANN, ANDREW C	6,846.76
THOMANN, RUTH A	5,081.10
THOMAS, TONYA M	1,169.82
THUFTEDAL, TASHA S	3,858.60
TOLBERT, JUDY	1,479.20
TOTTEN, DANIEL L	936.59
TRAVIS, SHELLEY A	3,309.98
TYLER, JAMIE L	3,826.76
URFER, LOREN A	2,130.98
VAAL, JAMES D	385
VAAL, SARAH KATHRYN	2,421.06
VANDYKE, JAMIE L	4,546.14
VANDYKE, JESSICA P	3,666.98
VANMATRE, CHRISTINA A	3,379.68
VELAZQUEZ CHACON, LORENA I	1,001.80
VOLK, KARLA J	1,293.60
VOLK, PAULINE	1,465.22
WALDHOFF, ROY R	5,348.94
WALKER, TERRIL	595
WALLACE, NANCY A	5,667.04
WASHBURN, BRENDA JEAN	4,333.54
WAXLER, ELVA	1,236.75

WEBER, TARA	1,402.50
WEBSTER, LESLIE ELAINE	4,736.82
WEIDNER, JENNIFER L	2,253.04
WEITKAMP, LORI L	3,131.62
WEITKAMP, WARREN D	5,185.76
WESNER, CYNTHIA A	825.78
WEST, PAULA J	4,007.60
WESTALL, CHERYL L	2,103.76
WESTALL, LORI ANNE	3,949.76
WHEELER, HEATHER L	3,012.68
WHEELER, KLAYTON E	5,943.41
WHITING, TERRY LEE	4,008.74
WHITTLER, MICHAEL K	6,531.84
WHITTLER, SARAH E	3,697.98
WILLIS, LEAH KAY	1,475.82
WILSON, CATHY LYNN	3,674.55
WILSON, DON	3,338.66
WILSON, JAMIE L	3,106.09
WILSON, LELA M	898.3
WINGERT, JANE	1,843.60
WINTERS, SHANNON L	4,384.72
WISNER, ANGELA M	1,697.08
WOOD, MELISSA D	1,550.14
WOODS, DIANA L	4,373.96
WORKMAN, GARY	4,161.60
WRIGHT, JESSICA M	85
ZMUDZINSKI, GREGORY A	3,313.54
ZUBER, KAREN S	66
ZWILLING, ALISA L	2,443.84

EAST RICHLAND COMMUNITY UNIT #1
 COMPARISON OF FUNDS

Comparison of Funds for December 2010 January 19, 2012

FUND	December, 2010	December, 2011
Education	3,264,414.51	3,944,561.42
Building and Grounds	455,128.71	651,268.29
Bond and Interest	796,506.03	803,690.12
Transportation	253,310.26	127,934.28
IMRF/Social Security	522,210.64	416,261.56
Working Cash	1,585,290.44	1,691,344.14
Tort Fund	483,126.21	96,069.57
Life Safety	652,534.40	335,465.23
Total Cash	8,012,521.20	8,066,594.61
Assets	251,053.98	328,914.46
Total Cash and Assets	8,263,575.18	8,395,509.07
GRAND TOTAL	8,263,575.18	8,395,509.07

compfund

Account Level				2011-12	December 2011-12	2011-12	Unexpended	
FDTLOC	FUNC	OBJ	SJ	Description	Budget	Monthly Activity	FY Activity	Balance
10R010	1110	0000	00 000000	Tax Levy Education	2,901,422.00	0.00	2,898,958.13	2,463.87
10R---	1110	0---	--		2,901,422.00	0.00	2,898,958.13	2,463.87
10R010	1140	0000	00 000000	Special Ed Levy	63,075.00	0.00	63,020.83	54.17
10R---	1140	0---	--		63,075.00	0.00	63,020.83	54.17
10R---	11--	----	--		2,964,497.00	0.00	2,961,978.96	2,518.04
10R010	1210	0000	00 000000	Mobile Home Tax	41,000.00	0.00	39,696.88	1,303.12
10R---	1210	0---	--		41,000.00	0.00	39,696.88	1,303.12
10R010	1220	0000	00 000000	Local Housing Aut Tax	12,000.00	0.00	11,347.40	652.60
10R---	1220	0---	--		12,000.00	0.00	11,347.40	652.60
10R010	1230	0000	00 000000	Corp Pers Prop Tax	445,000.00	15,471.47	202,754.80	242,245.20
10R---	1230	0---	--		445,000.00	15,471.47	202,754.80	242,245.20
10R---	12--	----	--		498,000.00	15,471.47	253,799.08	244,200.92
10R010	1510	0000	00 000000	Earnings on Investments	22,000.00	1,739.21	11,681.34	10,318.66
10R---	1510	0---	--		22,000.00	1,739.21	11,681.34	10,318.66
10R---	15--	----	--		22,000.00	1,739.21	11,681.34	10,318.66
10R010	1611	0000	00 000000	Sales to Pupils Lunch	250,000.00	17,244.90	92,750.10	157,249.90
10R---	1611	0---	--		250,000.00	17,244.90	92,750.10	157,249.90
10R010	1612	0000	00 000000	Sales to Pupils Bfast	25,000.00	1,624.50	8,798.85	16,201.15
10R---	1612	0---	--		25,000.00	1,624.50	8,798.85	16,201.15
10R010	1613	0000	00 000000	Sales to Pupil Ala Carte	30,000.00	1,183.60	8,164.80	21,835.20
10R---	1613	0---	--		30,000.00	1,183.60	8,164.80	21,835.20
10R010	1614	0000	00 000000	Sales to Pupil Vending	850.00	0.00	0.00	850.00
10R---	1614	0---	--		850.00	0.00	0.00	850.00
10R010	1615	0000	00 000000	Bfst Lunch Debit Card	0.00	-259.91	22,808.25	-22,808.25
10R---	1615	0---	--		0.00	-259.91	22,808.25	-22,808.25
10R010	1620	0000	00 000000	Sales to Adults	20,000.00	93.50	9,446.50	10,553.50
10R---	1620	0---	--		20,000.00	93.50	9,446.50	10,553.50
10R010	1690	0000	00 000000	Other Food Sales	17,000.00	834.45	3,084.00	13,916.00
10R---	1690	0---	--		17,000.00	834.45	3,084.00	13,916.00
10R---	16--	----	--		342,850.00	20,721.04	145,052.50	197,797.50
10R010	1711	0000	00 000000	Athletic Admissions	40,000.00	4,733.00	27,216.91	12,783.09
10R---	1711	0---	--		40,000.00	4,733.00	27,216.91	12,783.09
10R010	1720	0000	00 000000	Lab/Lock Fees	4,000.00	10.00	684.00	3,316.00
10R---	1720	0---	--		4,000.00	10.00	684.00	3,316.00
10R010	1730	0000	00 000000	Pupil Book Sales	1,000.00	10.00	113.00	887.00
10R---	1730	0---	--		1,000.00	10.00	113.00	887.00
10R010	1790	0000	00 000000	Other Pupil Fees	6,000.00	832.00	493.44	5,506.56
10R010	1790	0000	01 000000	Xtra Curr PE Fees	0.00	-802.00	0.00	0.00
10R---	1790	0---	--		6,000.00	30.00	493.44	5,506.56
10R---	17--	----	--		51,000.00	4,783.00	28,507.35	22,492.65
10R010	1811	0000	00 000000	Book Rental Fees	110,000.00	789.00	94,071.58	15,928.42
10R---	1811	0---	--		110,000.00	789.00	94,071.58	15,928.42
10R---	18--	----	--		110,000.00	789.00	94,071.58	15,928.42
10R010	1910	0000	00 000000	Facilities Rental	13,000.00	0.00	245.00	12,755.00
10R---	1910	0---	--		13,000.00	0.00	245.00	12,755.00
10R010	1940	0000	00 000000	Serv Provided For SESE	2,500.00	116.10	833.10	1,666.90
10R---	1940	0---	--		2,500.00	116.10	833.10	1,666.90
10R010	1950	0000	00 000000	Refund Pr Yr Expenses	8,000.00	0.00	7,956.27	43.73
10R---	1950	0---	--		8,000.00	0.00	7,956.27	43.73
10R010	1970	0000	00 000000	Drivers Ed Fees	10,000.00	0.00	6,625.00	3,375.00
10R---	1970	0---	--		10,000.00	0.00	6,625.00	3,375.00
10R010	1992	0000	00 000000	Sale of Voc House	175,000.00	0.00	0.00	175,000.00
10R---	1992	0---	--		175,000.00	0.00	0.00	175,000.00
10R010	1999	0000	00 000000	Other Non-Pupil Fees	20,000.00	80.07	13,228.97	6,771.03
10R010	1999	0000	01 000000	E-Rate Refund	55,000.00	15,326.25	17,979.00	37,021.00
10R060	1999	0000	00 000000	ASPIRE	2,400.00	0.00	2,400.00	0.00
10R130	1999	0000	00 130000	Walmart TAPP	1,000.00	0.00	0.00	1,000.00

				Account Level	2011-12	December 2011-12	2011-12	Unexpended
FDTLOC	FUNC	OBJ	SJ	Description	Budget	Monthly Activity	FY Activity	Balance
10R670	1999	0000	00	670000 Tiger Safari	1,000.00	0.00	1,000.00	0.00
10R680	1999	0000	00	680000 CHAT	500.00	0.00	500.00	0.00
10R690	1999	0000	00	690000 TAPS	0.00	0.00	0.00	0.00
10R730	1999	0000	00	730000 TAPP JFF	3,741.00	0.00	3,740.70	0.30
10R880	1999	0000	00	880000 CHAT #2 JF	14,031.00	8,270.00	14,030.34	0.66
10R---	1999	0---	--	-----	97,672.00	23,676.32	52,879.01	44,792.99
10R---	19--	----	--	-----	306,172.00	23,792.42	68,538.38	237,633.62
10R110	2100	0000	00	110000 ROE Pre K	50,000.00	0.00	0.00	50,000.00
10R---	2100	0---	--	-----	50,000.00	0.00	0.00	50,000.00
10R---	21--	----	--	-----	50,000.00	0.00	0.00	50,000.00
10R010	3001	0000	00	000000 General State Aid	7,265,223.00	694,977.46	3,474,887.30	3,790,335.70
10R---	3001	0---	--	-----	7,265,223.00	694,977.46	3,474,887.30	3,790,335.70
10R---	30--	----	--	-----	7,265,223.00	694,977.46	3,474,887.30	3,790,335.70
10R260	3100	0000	00	260000 Spec Ed Priv Facility	43,292.00	0.00	22,501.13	20,790.87
10R---	3100	0---	--	-----	43,292.00	0.00	22,501.13	20,790.87
10R280	3105	0000	00	280000 Spec Ed Extraordinary	388,664.00	0.00	151,894.94	236,769.06
10R---	3105	0---	--	-----	388,664.00	0.00	151,894.94	236,769.06
10R140	3110	0000	00	140000 Spec Ed Personnel	304,336.00	0.00	120,586.00	183,750.00
10R---	3110	0---	--	-----	304,336.00	0.00	120,586.00	183,750.00
10R640	3120	0000	00	640000 Spec Ed Orphan	51,476.00	0.00	24,725.43	26,750.57
10R---	3120	0---	--	-----	51,476.00	0.00	24,725.43	26,750.57
10R010	3145	0000	00	000000 Spec Ed Summer Sch	12,000.00	0.00	0.00	12,000.00
10R---	3145	0---	--	-----	12,000.00	0.00	0.00	12,000.00
10R---	31--	----	--	-----	799,768.00	0.00	319,707.50	480,060.50
10R380	3200	0000	00	380000 Voc Ed Tech Prep	10,200.00	0.00	0.00	10,200.00
10R---	3200	0---	--	-----	10,200.00	0.00	0.00	10,200.00
10R780	3215	0000	00	780000 Voc Ed Formula	0.00	0.00	0.00	0.00
10R---	3215	0---	--	-----	0.00	0.00	0.00	0.00
10R490	3299	0000	00	490000 Voc Ed Ag Incent Grant	8,500.00	0.00	0.00	8,500.00
10R710	3299	0000	00	710000 Elem Career Grant	2,700.00	0.00	0.00	2,700.00
10R780	3299	0000	00	780000 Voc Ed Formula	75,000.00	0.00	15,890.68	59,109.32
10R---	3299	0---	--	-----	86,200.00	0.00	15,890.68	70,309.32
10R---	32--	----	--	-----	96,400.00	0.00	15,890.68	80,509.32
10R350	3360	0000	00	350000 St Lunch/Bfast Reimb	35,000.00	940.00	12,929.55	22,070.45
10R---	3360	0---	--	-----	35,000.00	940.00	12,929.55	22,070.45
10R010	3365	0000	00	000000 BREAKFAST INCENTIVE	100.00	0.00	0.00	100.00
10R---	3365	0---	--	-----	100.00	0.00	0.00	100.00
10R310	3370	0000	00	310000 Drivers Education Reimb	42,000.00	0.00	0.00	42,000.00
10R---	3370	0---	--	-----	42,000.00	0.00	0.00	42,000.00
10R---	33--	----	--	-----	77,100.00	940.00	12,929.55	64,170.45
10R550	3695	0000	00	550000 TAOEP	60,000.00	0.00	0.00	60,000.00
10R750	3695	0000	00	750000 TAOEP	45,256.00	0.00	45,256.00	0.00
10R---	3695	0---	--	-----	105,256.00	0.00	45,256.00	60,000.00
10R---	36--	----	--	-----	105,256.00	0.00	45,256.00	60,000.00
10R110	3705	0000	00	110000 Early Child Block Grant	147,556.00	0.00	147,556.00	0.00
10R510	3705	0000	00	510000 ECE Block Grant-FY06	356,000.00	0.00	0.00	356,000.00
10R---	3705	0---	--	-----	503,556.00	0.00	147,556.00	356,000.00
10R570	3715	0000	00	570000 Reading Improvement	0.00	0.00	0.00	0.00
10R---	3715	0---	--	-----	0.00	0.00	0.00	0.00
10R790	3775	0000	00	790000 ADA Safety/Ed Block Gran	0.00	0.00	0.00	0.00
10R---	3775	0---	--	-----	0.00	0.00	0.00	0.00
10R---	37--	----	--	-----	503,556.00	0.00	147,556.00	356,000.00
10R240	3800	0000	00	240000 Sec of State Lib Grant	1,525.00	0.00	1,524.41	0.59
10R---	3800	0---	--	-----	1,525.00	0.00	1,524.41	0.59
10R---	38--	----	--	-----	1,525.00	0.00	1,524.41	0.59
10R010	3999	0000	05	000000 National Bd Cert	3,697.00	0.00	3,696.85	0.15
10R120	3999	0000	00	120000 LAPTOP GRANT	360,613.00	24,000.00	360,613.00	0.00

				Account Level	2011-12	December 2011-12	2011-12	Unexpended
FDTLOC	FUNC	OBJ	SJ	Description	Budget	Monthly Activity	FY Activity	Balance
10R240	3999	0000	00	240000 Library Grant	0.00	0.00	0.00	0.00
10R---	3999	0---	--	-----	364,310.00	24,000.00	364,309.85	0.15
10R---	39--	----	--	-----	364,310.00	24,000.00	364,309.85	0.15
10R420	4210	0000	00	420000 Fed Lunch Prog Reimb	370,000.00	41,610.28	148,929.54	221,070.46
10R---	4210	0---	--	-----	370,000.00	41,610.28	148,929.54	221,070.46
10R420	4215	0000	00	420000 Fed Special Milk Program	2,000.00	221.41	799.31	1,200.69
10R---	4215	0---	--	-----	2,000.00	221.41	799.31	1,200.69
10R430	4220	0000	00	430000 Fed Bfast Prog Reimb	110,000.00	12,380.64	46,211.94	63,788.06
10R---	4220	0---	--	-----	110,000.00	12,380.64	46,211.94	63,788.06
10R420	4250	0000	00	420000 Child Nutrition Commodity	0.00	0.00	0.00	0.00
10R---	4250	0---	--	-----	0.00	0.00	0.00	0.00
10R420	4299	0000	00	420000 Child Nutrition	0.00	0.00	0.00	0.00
10R---	4299	0---	--	-----	0.00	0.00	0.00	0.00
10R---	42--	----	--	-----	482,000.00	54,212.33	195,940.79	286,059.21
10R100	4300	0000	00	100000 Title I Grant - Reading	99,006.00	0.00	99,006.00	0.00
10R500	4300	0000	00	500000 Title I	404,105.00	0.00	32,239.00	371,866.00
10R---	4300	0---	--	-----	503,111.00	0.00	131,245.00	371,866.00
10R---	43--	----	--	-----	503,111.00	0.00	131,245.00	371,866.00
10R170	4400	0000	00	170000 Title IV Grant - Drug Fr	0.00	0.00	0.00	0.00
10R---	4400	0---	--	-----	0.00	0.00	0.00	0.00
10R070	4421	0000	00	000000 Century 21 Comm Learning	115,000.00	0.00	0.00	115,000.00
10R470	4421	0000	00	470000 21st Cent Grant	11,530.00	0.00	11,530.00	0.00
10R---	4421	0---	--	-----	126,530.00	0.00	11,530.00	115,000.00
10R---	44--	----	--	-----	126,530.00	0.00	11,530.00	115,000.00
10R260	4625	0000	00	260000 Fed SpEd IDEA Rm/Board	128,000.00	0.00	19,561.12	108,438.88
10R---	4625	0---	--	-----	128,000.00	0.00	19,561.12	108,438.88
10R---	46--	----	--	-----	128,000.00	0.00	19,561.12	108,438.88
10R540	4770	0000	00	540000 Fed Voc Ed Tech Prep	0.00	0.00	0.00	0.00
10R---	4770	0---	--	-----	0.00	0.00	0.00	0.00
10R390	4799	0000	00	390000 V E Perkins T-IIC 2 Tutor	10,200.00	0.00	0.00	10,200.00
10R---	4799	0---	--	-----	10,200.00	0.00	0.00	10,200.00
10R---	47--	----	--	-----	10,200.00	0.00	0.00	10,200.00
10R090	4876	0000	00	000000 Cloud Grant ICCP	5,000.00	0.00	5,000.00	0.00
10R---	4876	0---	--	-----	5,000.00	0.00	5,000.00	0.00
10R160	4880	0000	00	160000 Education Jobs Fund	52,155.00	0.00	52,155.00	0.00
10R---	4880	0---	--	-----	52,155.00	0.00	52,155.00	0.00
10R---	48--	----	--	-----	57,155.00	0.00	57,155.00	0.00
10R330	4932	0000	00	330000 Title II Teacher Quality	22,002.00	0.00	44,004.00	-22,002.00
10R530	4932	0000	00	530000 Title II FY06	90,000.00	0.00	8,558.00	81,442.00
10R---	4932	0---	--	-----	112,002.00	0.00	52,562.00	59,440.00
10R920	4991	0000	00	920000 Medicaid Adm Outreach	65,000.00	0.00	13,163.84	51,836.16
10R---	4991	0---	--	-----	65,000.00	0.00	13,163.84	51,836.16
10R920	4992	0000	00	920000 Medicaid Fee For Service	73,000.00	16,273.96	45,259.73	27,740.27
10R---	4992	0---	--	-----	73,000.00	16,273.96	45,259.73	27,740.27
10R410	4998	0000	00	410000 JROTC Reimbursement	108,000.00	4,743.76	28,201.61	79,798.39
10R---	4998	0---	--	-----	108,000.00	4,743.76	28,201.61	79,798.39
10R---	49--	----	--	-----	358,002.00	21,017.72	139,187.18	218,814.82
1-R---	----	----	--	-----	15,222,655.00	862,443.65	8,500,309.57	6,722,345.43
20R010	1111	0000	00	000000 BLDG LEVY	789,814.00	0.00	787,760.34	2,053.66
20R---	1111	0---	--	-----	789,814.00	0.00	787,760.34	2,053.66
20R---	11--	----	--	-----	789,814.00	0.00	787,760.34	2,053.66
20R010	1510	0000	00	000000 Earnings on Investments	2,760.00	270.71	1,818.21	941.79
20R---	1510	0---	--	-----	2,760.00	270.71	1,818.21	941.79
20R---	15--	----	--	-----	2,760.00	270.71	1,818.21	941.79
20R010	1999	0000	00	000000 Insurance Reimb	2,000.00	30.00	1,548.00	452.00
20R010	1999	0000	01	000000 Other Bldg Rev	125.00	0.00	0.00	125.00
20R---	1999	0---	--	-----	2,125.00	30.00	1,548.00	577.00

Account Level				2011-12	December 2011-12	2011-12	Unexpended	
FDTLOC	FUNC	OBJ	SJ	Description	Budget	Monthly Activity	FY Activity	Balance
20R---	19--	----	--		2,125.00	30.00	1,548.00	577.00
2-R---	----	----	--		794,699.00	300.71	791,126.55	3,572.45
30R010	1112	0000	00 000000	BOND AND INTEREST LEVY	1,021,545.00	0.00	1,018,887.27	2,657.73
30R---	1112	0---	--		1,021,545.00	0.00	1,018,887.27	2,657.73
30R---	11--	----	--		1,021,545.00	0.00	1,018,887.27	2,657.73
30R010	1510	0000	00 000000	Earnings on Investments	2,232.00	325.02	2,148.40	83.60
30R---	1510	0---	--		2,232.00	325.02	2,148.40	83.60
30R---	15--	----	--		2,232.00	325.02	2,148.40	83.60
3-R---	----	----	--		1,023,777.00	325.02	1,021,035.67	2,741.33
40R080	1113	0000	00 000000	TRANS LEVY	315,925.00	0.00	315,104.14	820.86
40R---	1113	0---	--		315,925.00	0.00	315,104.14	820.86
40R---	11--	----	--		315,925.00	0.00	315,104.14	820.86
40R080	1412	0000	00 000000	Reg Trans from Pre-K	17,000.00	0.00	629.29	16,370.71
40R---	1412	0---	--		17,000.00	0.00	629.29	16,370.71
40R080	1413	0000	00 000000	Reg Trans Fee Private	4,000.00	0.00	1,037.20	2,962.80
40R---	1413	0---	--		4,000.00	0.00	1,037.20	2,962.80
40R080	1415	0000	00 000000	Reg Trans Pupil Co-Curr	22,000.00	1,578.85	11,254.40	10,745.60
40R---	1415	0---	--		22,000.00	1,578.85	11,254.40	10,745.60
40R080	1442	0000	00 000000	Sp Ed Trans from SESE	1,650.00	0.00	636.83	1,013.17
40R---	1442	0---	--		1,650.00	0.00	636.83	1,013.17
40R---	14--	----	--		44,650.00	1,578.85	13,557.72	31,092.28
40R080	1510	0000	00 000000	Earnings on Investments	1,300.00	89.75	667.27	632.73
40R---	1510	0---	--		1,300.00	89.75	667.27	632.73
40R---	15--	----	--		1,300.00	89.75	667.27	632.73
40R080	1950	0000	00 000000	Refund Prior Yr Expense	0.00	0.00	0.00	0.00
40R---	1950	0---	--		0.00	0.00	0.00	0.00
40R080	1999	0000	00 000000	Insrnc Rmb/Othr Misc	5,425.00	3,382.00	5,392.64	32.36
40R---	1999	0---	--		5,425.00	3,382.00	5,392.64	32.36
40R---	19--	----	--		5,425.00	3,382.00	5,392.64	32.36
40R080	3500	0000	00 000000	Transportation Regular	516,824.00	0.00	184,481.58	332,342.42
40R610	3500	0000	01 610000	Trans Voc Ed	0.00	0.00	0.00	0.00
40R---	3500	0---	--		516,824.00	0.00	184,481.58	332,342.42
40R620	3510	0000	00 620000	State Trans Spec Ed	373,913.00	0.00	140,715.20	233,197.80
40R---	3510	0---	--		373,913.00	0.00	140,715.20	233,197.80
40R---	35--	----	--		890,737.00	0.00	325,196.78	565,540.22
40R160	4880	0000	00 160000	Education Jobs Fund	0.00	0.00	0.00	0.00
40R---	4880	0---	--		0.00	0.00	0.00	0.00
40R---	48--	----	--		0.00	0.00	0.00	0.00
4-R---	----	----	--		1,258,037.00	5,050.60	659,918.55	598,118.45
50R010	1114	0000	00 000000	IMRF LEVY	389,370.00	0.00	388,854.26	515.74
50R---	1114	0---	--		389,370.00	0.00	388,854.26	515.74
50R010	1150	0000	00 000000	Tax Levy Social Security	239,915.00	0.00	239,290.09	624.91
50R---	1150	0---	--		239,915.00	0.00	239,290.09	624.91
50R---	11--	----	--		629,285.00	0.00	628,144.35	1,140.65
50R010	1230	0000	00 000000	Corp Pers Prop Tax	75,000.00	0.00	0.00	75,000.00
50R---	1230	0---	--		75,000.00	0.00	0.00	75,000.00
50R---	12--	----	--		75,000.00	0.00	0.00	75,000.00
50R010	1510	0000	00 000000	Earnings on Investments	1,320.00	215.01	1,360.53	-40.53
50R---	1510	0---	--		1,320.00	215.01	1,360.53	-40.53
50R---	15--	----	--		1,320.00	215.01	1,360.53	-40.53
5-R---	----	----	--		705,605.00	215.01	629,504.88	76,100.12
70R010	1115	0000	00 000000	WORKING CASH LEVY	78,985.00	0.00	78,776.04	208.96
70R---	1115	0---	--		78,985.00	0.00	78,776.04	208.96
70R---	11--	----	--		78,985.00	0.00	78,776.04	208.96
70R010	1510	0000	00 000000	Earnings on Investments	12,000.00	684.00	4,632.18	7,367.82
70R---	1510	0---	--		12,000.00	684.00	4,632.18	7,367.82
70R---	15--	----	--		12,000.00	684.00	4,632.18	7,367.82

Account Level				2011-12	December 2011-12	2011-12	Unexpended	
FDTLOC	FUNC	OBJ	SJ	Description	Budget	Monthly Activity	FY Activity	Balance
7-R---	----	----	--	-----	90,985.00	684.00	83,408.22	7,576.78
80R010	1120	0000	00	000000 TORT LEVY	709,760.00	0.00	707,912.99	1,847.01
80R---	1120	0---	--	-----	709,760.00	0.00	707,912.99	1,847.01
80R---	11--	----	--	-----	709,760.00	0.00	707,912.99	1,847.01
80R010	1510	0000	00	000000 Tort Int	500.00	58.04	423.15	76.85
80R---	1510	0---	--	-----	500.00	58.04	423.15	76.85
80R---	15--	----	--	-----	500.00	58.04	423.15	76.85
8-R---	----	----	--	-----	710,260.00	58.04	708,336.14	1,923.86
90R010	1118	0000	00	000000 LIFE SAFETY LEVY	79,000.00	0.00	78,776.04	223.96
90R---	1118	0---	--	-----	79,000.00	0.00	78,776.04	223.96
90R---	11--	----	--	-----	79,000.00	0.00	78,776.04	223.96
90R010	1510	0000	00	000000 Earnings on Investments	4,080.00	136.84	1,059.28	3,020.72
90R370	1510	0000	00	370000 L/S Bond Int	0.00	0.00	0.00	0.00
90R---	1510	0---	--	-----	4,080.00	136.84	1,059.28	3,020.72
90R---	15--	----	--	-----	4,080.00	136.84	1,059.28	3,020.72
90R010	1999	0000	00	000000 Life Safety Other Rev	0.00	0.00	0.00	0.00
90R---	1999	0---	--	-----	0.00	0.00	0.00	0.00
90R---	19--	----	--	-----	0.00	0.00	0.00	0.00
9-R---	----	----	--	-----	83,080.00	136.84	79,835.32	3,244.68
--R---	----	----	--	-----	19,889,098.00	869,213.87	12,473,474.90	7,415,623.10
10E070	1100	1100	00	000000 21st Cent Sal	30,000.00	5,913.44	21,723.45	9,898.18
10E470	1100	1100	00	470000 21st Century Grant Sal	9,023.00	-152.63	8,869.79	153.21
10E070	1100	1110	00	000000 21st Cent TA/Aide Sal	9,750.00	1,047.62	6,421.03	3,949.30
10E470	1100	1110	00	470000 21st Cent Aide Sal	210.00	0.00	603.91	-152.60
10E---	1100	1---	--	-----	48,983.00	6,808.43	37,618.18	13,848.09
10E070	1100	2110	00	000000 21st Cent TRS	11,000.00	1,577.21	5,810.35	5,624.51
10E470	1100	2110	00	470000 21st Cent TRS	2,999.00	0.00	2,999.07	-0.07
10E470	1100	2130	00	470000	0.00	0.00	0.00	0.00
10E---	1100	2---	--	-----	13,999.00	1,577.21	8,809.42	5,624.44
10E070	1100	3190	00	000000 Cent 21 Student Pur Serv	10,000.00	1,275.38	3,029.89	6,970.11
10E470	1100	3190	00	470000 21st Cent Pur Serv	6,370.00	0.00	6,369.25	0.75
10E---	1100	3---	--	-----	16,370.00	1,275.38	9,399.14	6,970.86
10E070	1100	4100	00	000000 21st Cent supplies	11,000.00	538.57	1,467.09	9,559.82
10E470	1100	4100	00	470000 21st Cent Supplies	1,966.00	0.00	1,965.92	0.08
10E---	1100	4---	--	-----	12,966.00	538.57	3,433.01	9,559.90
10E020	1110	1100	00	000000 ERES Teach Sal	2,009,715.00	168,999.56	1,079,991.17	1,014,223.61
10E160	1110	1100	00	160000 Ed Jobs Fund Sal	0.00	0.00	0.00	0.00
10E020	1110	1110	00	000000 ERES Aide/TA Sal	62,000.00	3,752.54	27,684.60	36,191.67
10E020	1110	1200	00	000000 ERES Sub Teach Sal	39,500.00	8,333.59	37,410.79	6,477.67
10E020	1110	1210	00	000000 ERES Sub Teach Aide Sal	10,000.00	4,131.00	10,092.25	2,243.75
10E---	1110	1---	--	-----	2,121,215.00	185,216.69	1,155,178.81	1,059,136.70
10E020	1110	2110	00	000000 ERES TRS	270,000.00	26,382.71	119,432.87	163,801.24
10E160	1110	2110	00	160000 Ed Jobs Fund TRS	0.00	0.00	0.00	0.00
10E020	1110	2130	00	000000	0.00	0.00	0.00	0.00
10E020	1110	2200	00	000000 ERES Ins Benefit	162,000.00	13,433.80	83,565.10	85,151.80
10E160	1110	2200	00	160000 Ed Jobs Fund Ben	0.00	0.00	0.00	0.00
10E---	1110	2---	--	-----	432,000.00	39,816.51	202,997.97	248,953.04
10E020	1110	3190	00	000000 ERES Pur Ser Agreements	7,500.00	72.19	4,361.99	3,138.01
10E670	1110	3190	00	000000 Tiger Safari Pur Serv	625.00	-200.00	625.00	0.00
10E020	1110	3230	00	000000 ERES Repair/Maintenance	500.00	0.00	0.00	500.00
10E020	1110	3230	61	000000 ERES Computer Rep/Maint	500.00	0.00	10.00	490.00
10E020	1110	3240	00	000000 ERES Copier Repair	980.00	138.00	348.00	632.00
10E020	1110	3260	00	000000 ERES Postage	6,025.00	0.00	26.19	6,016.38
10E020	1110	3320	00	000000 ERES Travel	100.00	0.00	175.46	-75.46
10E020	1110	3400	00	000000 ERES Internet	9,396.00	390.29	2,344.68	7,051.32
10E---	1110	3---	--	-----	25,626.00	400.48	7,891.32	17,752.25
10E020	1110	4100	00	000000 ERES Supplies	30,000.00	757.59	26,020.11	4,038.67

FDTLOC	FUNC	OBJ	SJ	Account Level Description	2011-12 Budget	December 2011-12 Monthly Activity	2011-12 FY Activity	Unexpended Balance	
10E020	1110	4100	02	000000	ERES Art Supplies	4,400.00	0.00	1,896.72	2,516.05
10E020	1110	4100	05	000000	ERES Read 180 Supp	300.00	0.00	0.00	300.00
10E020	1110	4100	06	000000	ERES Spanish Supplies	1,000.00	0.00	712.56	287.44
10E020	1110	4100	12	000000	ERES Music Supplies	900.00	0.00	384.60	515.40
10E020	1110	4100	50	000000	ERES PE Supplies	1,800.00	0.00	1,689.23	110.77
10E020	1110	4100	61	000000	ERES Computer Supplies	14,000.00	119.00	3,493.83	10,506.17
10E670	1110	4100	00	670000	Tiger Safari Supp	375.00	-330.11	375.00	0.00
10E020	1110	4110	00	000000	ERES Instructional Supp	27,700.00	0.00	18,784.71	8,915.29
10E020	1110	4130	00	000000	ERES ID Badge Supp	500.00	0.00	463.00	37.00
10E020	1110	4200	00	000000	ERES New Textbooks	4,100.00	0.00	4,476.18	-376.18
10E020	1110	4210	00	000000	ERES Replacement Textbks	5,200.00	0.00	4,458.98	741.02
10E020	1110	4220	00	000000	ERES Workbooks	8,800.00	0.00	8,564.87	235.13
10E020	1110	4240	00	000000	ERES Copier Paper/Toner	5,600.00	0.00	5,560.60	39.40
10E020	1110	4250	00	000000	ERES Copier Parts	3,000.00	1,166.00	1,448.00	1,552.00
10E020	1110	4700	00	000000	ERES Software	58,000.00	0.00	4,725.00	53,275.00
10E---	1110	4---	--	-----		165,675.00	1,712.48	83,053.39	82,693.16
10E020	1110	5500	00	000000	ERES Equipment	6,300.00	0.00	6,300.00	0.00
10E020	1110	5500	61	000000	ERES Computer Equipment	5,000.00	0.00	1,791.72	3,208.28
10E---	1110	5---	--	-----		11,300.00	0.00	8,091.72	3,208.28
10E040	1120	1100	00	000000	ERMS Teach Sal	1,154,546.00	95,331.88	581,294.84	620,863.35
10E160	1120	1100	00	160000	Ed Jobs Fund Sal	0.00	0.00	0.00	0.00
10E040	1120	1110	00	000000	ERMS TA/Aide Sal	25,000.00	1,775.78	12,915.35	12,972.54
10E040	1120	1200	00	000000	ERMS Sub Teach Sal	20,000.00	2,605.00	13,029.67	8,117.83
10E040	1120	1210	00	000000	ERMS Sub TA/Aide Sal	2,500.00	75.00	1,906.50	593.50
10E040	1120	1400	00	000000	Bass Tutoring Salary	0.00	0.00	0.00	0.00
10E---	1120	1---	--	-----		1,202,046.00	99,787.66	609,146.36	642,547.22
10E040	1120	2110	00	000000	ERMS TRS	141,000.00	14,992.81	67,401.22	81,064.16
10E160	1120	2110	00	160000	Ed Jobs Fund TRS	0.00	0.00	0.00	0.00
10E040	1120	2130	00	000000		0.00	0.00	0.00	0.00
10E160	1120	2130	00	160000		0.00	0.00	0.00	0.00
10E040	1120	2200	00	000000	ERMS Ins Benefit	95,000.00	8,284.80	50,851.20	48,291.20
10E160	1120	2200	00	160000	Ed Jobs Fund Ben	0.00	0.00	0.00	0.00
10E---	1120	2---	--	-----		236,000.00	23,277.61	118,252.42	129,355.36
10E040	1120	3190	00	000000	ERMS Pur Serv Agreements	3,000.00	0.00	0.00	3,000.00
10E040	1120	3190	61	000000	ERMS Comp Pur Serv	9,761.00	6,031.29	6,439.67	3,321.33
10E040	1120	3230	00	000000	ERMS Repair/Maintenance	300.00	0.00	365.00	-65.00
10E040	1120	3230	61	000000	ERMS Computer Rep/Maint	950.00	0.00	38.00	912.00
10E040	1120	3240	00	000000	ERMS Copier Repair ONLY	400.00	0.00	130.00	270.00
10E040	1120	3260	00	000000	ERMS Postage	3,500.00	0.00	21.27	3,487.31
10E040	1120	3320	00	000000	ERMS Travel	100.00	0.00	0.00	100.00
10E040	1120	3400	00	000000	ERMS Internet	13,700.00	390.28	2,344.65	11,355.35
10E---	1120	3---	--	-----		31,711.00	6,421.57	9,338.59	22,380.99
10E040	1120	4100	00	000000	ERMS Gen Clsrm Supp	14,075.00	36.00	4,904.24	9,170.76
10E040	1120	4100	02	000000	ERMS Art Supplies	2,070.00	1,247.33	1,247.33	822.67
10E040	1120	4100	05	000000	ERMS Lang Art Supp	1,080.00	13.19	82.19	997.81
10E040	1120	4100	08	000000	ERMS Health Class Supp	100.00	0.00	0.00	100.00
10E040	1120	4100	10	000000	ERMS Enrichment Class Supplies	600.00	0.00	199.61	400.39
10E040	1120	4100	11	000000	ERMS Math Supplies	3,000.00	1.98	348.82	2,651.18
10E040	1120	4100	12	000000	ERMS Band Supp	1,000.00	0.00	900.00	100.00
10E040	1120	4100	13	000000	ERMS Science Supplies	3,200.00	317.02	2,398.97	801.03
10E040	1120	4100	15	000000	ERMS Social Studies Supp	1,080.00	90.79	374.36	705.64
10E040	1120	4100	50	000000	ERMS P.E. Supplies	1,800.00	66.61	201.18	1,687.07
10E040	1120	4100	61	000000	ERMS Computer Supplies	21,300.00	0.00	10,544.30	10,755.70
10E040	1120	4100	80	000000	ERMS Chorus Supp	0.00	0.00	0.00	0.00
10E120	1120	4100	00	120000	LAPTOP GRANT INST SUPP	23,050.00	0.00	21,715.77	1,447.26
10E040	1120	4110	00	000000	ERMS Intergraded Supp	0.00	0.00	0.00	0.00
10E040	1120	4120	00	000000	ERMS Read 180 Supplies	200.00	0.00	0.00	200.00

				Account Level	2011-12	December 2011-12	2011-12	Unexpended	
FDTLOC	FUNC	OBJ	SJ	Description	Budget	Monthly Activity	FY Activity	Balance	
10E040	1120	4130	00	000000	ERMS ID Badge Supplies	0.00	0.00	0.00	0.00
10E040	1120	4200	00	000000	ERMS New Textbooks	1,000.00	0.00	0.00	1,000.00
10E040	1120	4210	00	000000	ERMS Replace Textbooks	1,500.00	0.00	24.56	1,475.44
10E040	1120	4220	00	000000	ERMS Workbooks	1,000.00	0.00	0.00	1,000.00
10E040	1120	4230	00	000000	ERMS A.R. Books	700.00	119.60	418.60	281.40
10E040	1120	4240	00	000000	ERMS Cpr Riso Ppr/Tnr	6,000.00	0.00	600.00	5,400.00
10E040	1120	4700	00	000000	ERMS Software	46,393.00	9,744.00	10,658.50	35,749.50
10E120	1120	4700	00	120000	LAPTOP GRANT SOFTWARE	15,260.00	80.00	14,710.00	550.00
10E040	1120	4900	00	000000	ERMS PE Locks	1,100.00	0.00	1,018.73	81.27
10E040	1120	4910	00	000000	MS PE Uniforms	5,425.00	0.00	4,706.50	718.50
10E---	1120	4---	--	-----		150,933.00	11,716.52	75,053.66	76,095.62
10E040	1120	5500	00	000000	ERMS Equipment	4,000.00	0.00	0.00	4,000.00
10E040	1120	5500	50	000000	ERMS PE Equipment	0.00	0.00	0.00	0.00
10E040	1120	5500	61	000000	ERMS Computer Equipment	5,610.00	0.00	0.00	5,610.00
10E040	1120	5500	80	000000	ERMS Band & Chorus Equip	1,000.00	0.00	0.00	1,000.00
10E120	1120	5500	00	120000	LAPTOP GRANT EQUIP	147,170.00	0.00	146,190.78	979.22
10E---	1120	5---	--	-----		157,780.00	0.00	146,190.78	11,589.22
10E110	1125	1100	00	110000	Pre K Teacher Salary	19,522.00	0.00	19,521.80	0.20
10E210	1125	1100	00	210000	ROE Pre K Teach Salary	18,215.00	1,506.34	9,677.05	9,291.12
10E510	1125	1100	00	510000	Pre K Teacher Salary	116,000.00	11,490.58	52,252.11	69,493.18
10E110	1125	1110	00	110000	Pre K Aide Salary	6,872.00	0.00	6,871.44	0.56
10E210	1125	1110	00	210000	ROE Pre K Aide Salary	9,750.00	737.92	4,740.60	5,378.36
10E510	1125	1110	00	510000	Pre K Aide Salary	42,655.00	4,190.44	18,871.79	25,878.43
10E110	1125	1200	00	110000	Pre K Sub Teach Salary	0.00	0.00	0.00	0.00
10E210	1125	1200	00	210000	ROE Pre K Sub Teach Sal	500.00	212.50	340.00	160.00
10E510	1125	1200	00	510000	Pre K Sub Teach Salary	2,550.00	1,445.00	3,629.78	765.00
10E110	1125	1210	00	110000	Pre K Sub Aide Salary	0.00	0.00	0.00	0.00
10E210	1125	1210	00	210000		250.00	0.00	89.25	160.75
10E510	1125	1210	00	510000	Pre K Sub Aide Salary	600.00	178.50	446.25	272.75
10E---	1125	1---	--	-----		216,914.00	19,761.28	116,440.07	111,400.35
10E110	1125	2110	00	110000	Pre K TRS	2,200.00	0.00	0.00	2,200.00
10E210	1125	2110	00	210000	ROE Pre K TRS	16,200.00	238.52	1,065.68	15,252.26
10E510	1125	2110	00	510000	Pre K TRS	16,200.00	1,835.78	8,217.47	8,900.31
10E110	1125	2130	00	110000		0.00	0.00	0.00	0.00
10E210	1125	2130	00	210000		0.00	0.00	0.00	0.00
10E110	1125	2200	00	110000	Pre K Ins Ben	1,706.00	0.00	1,706.00	0.00
10E210	1125	2200	00	210000	ROE Pre K Ins Ben	2,148.00	180.60	1,153.90	1,084.40
10E510	1125	2200	00	510000	Pre K Ins Ben	10,836.00	1,083.60	4,876.20	6,501.60
10E---	1125	2---	--	-----		49,290.00	3,338.50	17,019.25	33,938.57
10E110	1125	4100	00	110000	Pre K Supplies	115.00	0.00	114.66	0.34
10E210	1125	4100	00	210000	ROE Pre K Supplies	0.00	0.00	0.00	0.00
10E510	1125	4100	00	510000	Pre K Supplies	6,000.00	64.67	1,607.01	4,424.65
10E---	1125	4---	--	-----		6,115.00	64.67	1,721.67	4,424.99
10E050	1130	1100	00	000000	ERHS Teacher Salary	1,249,718.00	107,257.72	656,270.58	647,248.48
10E160	1130	1100	00	160000	Ed Jobs Fund Sal	0.00	0.00	0.00	0.00
10E050	1130	1110	00	000000	ERHS Aide/Asst Sal	0.00	0.00	0.00	0.00
10E050	1130	1200	00	000000	ERHS Sub Teach Sal	18,000.00	3,012.50	13,136.91	5,713.09
10E050	1130	1210	00	000000	ERHS Sub Aide/Asst Sal	0.00	0.00	0.00	0.00
10E050	1130	1300	00	000000	ERHS Remedial Tutoring	4,000.00	264.00	1,177.00	2,955.00
10E---	1130	1---	--	-----		1,271,718.00	110,534.22	670,584.49	655,916.57
10E050	1130	2110	00	000000	ERHS Teach TRS	155,000.00	16,903.80	76,901.64	86,588.57
10E160	1130	2110	00	160000	Ed Jobs Fund TRS	0.00	0.00	0.00	0.00
10E050	1130	2200	00	000000	ERHS Ins Benefit	122,100.00	10,352.40	65,138.20	62,138.00
10E160	1130	2200	00	160000	Ed Jobs Fund Ben	0.00	0.00	0.00	0.00
10E---	1130	2---	--	-----		277,100.00	27,256.20	142,039.84	148,726.57
10E050	1130	3190	00	000000	ERHS Purchase Serv	9,500.00	0.00	1,250.00	8,250.00
10E050	1130	3190	06	000000	ERHS Foreign Lang P/S	0.00	0.00	0.00	0.00

Account Level				2011-12	December	2011-12	2011-12	Unexpended	
FDTLOC	FUNC	OBJ	SJ	Description	Budget	Monthly Activity	FY Activity	Balance	
10E050	1130	3190	12	000000	ERHS Vocal Music Pur Ser	1,708.00	776.75	1,001.75	706.25
10E050	1130	3190	13	000000	ERHS Science Pur Serv	2,600.00	0.00	2,261.84	338.16
10E050	1130	3190	50	000000	ERHS PE Purchase Serv	0.00	10.00	10.00	-10.00
10E050	1130	3190	60	000000	ERHS Ren Scholarship	500.00	0.00	0.00	500.00
10E050	1130	3190	80	000000	ERHS Instr Music Pur Ser	525.00	0.00	0.00	525.00
10E050	1130	3230	00	000000	ERHS Repair/Maint	100.00	0.00	0.00	100.00
10E050	1130	3230	02	000000	ERHS Art Rep/Maint	225.00	0.00	184.53	40.47
10E050	1130	3230	13	000000	ERHS Science Rep/Maint	0.00	0.00	0.00	0.00
10E050	1130	3230	61	000000	ERHS Computer Rep/Maint	500.00	615.00	680.00	-180.00
10E050	1130	3230	80	000000	ERHS Instr Mus Rep/Maint	1,500.00	274.41	274.41	1,225.59
10E050	1130	3240	00	000000	ERHS Copier Repair Only	2,000.00	0.00	172.00	1,828.00
10E050	1130	3260	00	000000	ERHS Postage	8,000.00	0.00	29.21	7,970.79
10E050	1130	3310	80	000000	ERHS Summer Band Trip	2,500.00	0.00	0.00	2,500.00
10E050	1130	3320	00	000000	ERHS Travel	11,000.00	65.49	-3,539.02	14,539.02
10E050	1130	3320	12	000000	ERHS Vocal Travel	150.00	0.00	0.00	150.00
10E050	1130	3320	80	000000	ERHS Band Travel	305.00	0.00	0.00	305.00
10E050	1130	3400	00	000000	ERHS Internet	5,000.00	429.94	2,384.33	2,615.67
10E---	1130	3---	--	-----		46,113.00	2,171.59	4,709.05	41,403.95
10E050	1130	4100	00	000000	ERHS Gen Clsrm Supplies	16,000.00	263.00	11,989.33	4,010.67
10E050	1130	4100	02	000000	ERHS Art Supplies	4,270.00	245.75	2,637.56	1,684.58
10E050	1130	4100	06	000000	ERHS Foreign Lang Supp	527.00	19.70	500.09	26.91
10E050	1130	4100	08	000000	ERHS Health Supplies	360.00	0.00	0.00	360.00
10E050	1130	4100	11	000000	ERHS Math Supplies	3,240.00	89.54	2,693.01	586.76
10E050	1130	4100	12	000000	ERHS Vocal Music Supp	1,352.00	0.00	0.00	1,352.00
10E050	1130	4100	13	000000	ERHS Science Supplies	3,700.00	17.98	3,283.27	461.08
10E050	1130	4100	15	000000	ERHS Social Studies Supp	1,350.00	0.00	1,272.56	114.41
10E050	1130	4100	28	000000	ERHS Communications Supp	900.00	0.00	238.63	742.28
10E050	1130	4100	50	000000	ERHS PE Supplies	2,700.00	0.00	2,249.32	450.68
10E050	1130	4100	60	000000	ERHS Renaissance Supp	3,000.00	0.00	750.00	2,250.00
10E050	1130	4100	61	000000	ERHS Computer Supplies	10,000.00	1,309.50	1,785.50	8,214.50
10E050	1130	4100	80	000000	ERHS Instrum Music Supp	1,500.00	60.00	334.20	1,165.80
10E050	1130	4100	90	000000	ERHS 9th Grad Trans Supp	2,500.00	0.00	0.00	2,500.00
10E050	1130	4120	00	000000	ERHS Read 180 Supplies	500.00	0.00	0.00	500.00
10E050	1130	4130	00	000000	ERHS ID Badge Supplies	400.00	0.00	0.00	400.00
10E050	1130	4140	00	000000	ERHS Temp Badge Supp	100.00	0.00	0.00	100.00
10E050	1130	4200	00	000000	ERHS New Textbooks	0.00	0.00	0.00	0.00
10E050	1130	4210	00	000000	ERHS Replacement Textbks	7,000.00	0.00	501.88	6,498.12
10E050	1130	4220	00	000000	ERHS Wrkbks	4,000.00	0.00	4,000.00	0.00
10E050	1130	4240	00	000000	ERHS Copier Paper/Toner	10,000.00	576.00	674.00	9,326.00
10E050	1130	4400	06	000000	Foreign Language Subscrptns	0.00	0.00	0.00	0.00
10E050	1130	4700	00	000000	ERHS Software	37,750.00	0.00	0.00	37,750.00
10E050	1130	4900	00	000000	ERHS Student Locks	3,000.00	0.00	0.00	3,000.00
10E050	1130	4910	00	000000	ERHS PE UNIFORMS	5,000.00	0.00	5,768.00	-768.00
10E---	1130	4---	--	-----		119,149.00	2,581.47	38,677.35	80,725.79
10E050	1130	5500	00	000000	ERHS Equipment	1,000.00	0.00	0.00	1,000.00
10E050	1130	5500	02	000000	ERHS Art Equipment	1,580.00	0.00	0.00	1,580.00
10E050	1130	5500	61	000000	ERHS Computer Equipment	0.00	0.00	0.00	0.00
10E050	1130	5500	80	000000	ERHS Instru Music Equipment	5,000.00	4,529.00	4,529.00	471.00
10E---	1130	5---	--	-----		7,580.00	4,529.00	4,529.00	3,051.00
10E570	1140	1110	00	570000	Read Impr TA Sal	0.00	0.00	0.00	0.00
10E---	1140	1---	--	-----		0.00	0.00	0.00	0.00
10E570	1140	2200	00	570000	Read Impr Ins Ben Prior	0.00	0.00	0.00	0.00
10E---	1140	2---	--	-----		0.00	0.00	0.00	0.00
10E570	1140	4200	00	570000	Reading Improv Books	0.00	0.00	0.00	0.00
10E---	1140	4---	--	-----		0.00	0.00	0.00	0.00
10E330	1170	1100	00	330000	TITLE II TEACH QUAL SAL	11,850.00	0.00	11,849.44	0.56
10E530	1170	1100	00	530000	Title II Teach Sal	58,700.00	5,864.12	26,388.54	35,243.52

FDTLOC	FUNC	OBJ	SJ	Account Level Description	2011-12 Budget	December Monthly Activity	2011-12 FY Activity	2011-12 Unexpended Balance
10E530	1170	1200	00	530000	500.00	85.00	127.50	372.50
10E---	1170	1---	--	-----	71,050.00	5,949.12	38,365.48	35,616.58
10E330	1170	2110	00	330000 TITLE II TEACH QUAL TRS	0.00	0.00	0.00	0.00
10E530	1170	2110	00	530000 Title II Teach TRS	26,225.00	2,911.78	13,103.54	14,577.35
10E330	1170	2200	00	330000 TITLE II TEACH QUAL INS BEN	1,360.00	0.00	1,360.00	0.00
10E530	1170	2200	00	530000 Title II Ins Ben	3,612.00	361.20	1,625.40	2,167.20
10E---	1170	2---	--	-----	31,197.00	3,272.98	16,088.94	16,744.55
10E710	1180	4100	00	710000 Elem Career Supplies	1,340.00	0.00	0.00	1,340.00
10E---	1180	4---	--	-----	1,340.00	0.00	0.00	1,340.00
10E---	11--	----	--	-----	6,724,170.00	558,008.14	3,524,629.91	3,463,004.05
10E140	1203	1100	00	140000 EMH Teacher Sal	0.00	0.00	0.00	0.00
10E140	1203	1110	00	140000 EMH Aide/Asst Sal	0.00	0.00	0.00	0.00
10E140	1203	1200	00	140000 EMH Sub Teach Sal	0.00	0.00	0.00	0.00
10E140	1203	1210	00	140000 EMH Sub Aide/Asst Sal	0.00	0.00	0.00	0.00
10E---	1203	1---	--	-----	0.00	0.00	0.00	0.00
10E140	1203	2110	00	140000 EMH Teacher TRS	0.00	0.00	0.00	0.00
10E140	1203	2200	00	140000 EMH Insurance Ben	0.00	0.00	0.00	0.00
10E---	1203	2---	--	-----	0.00	0.00	0.00	0.00
10E920	1203	3320	00	920000 EMH Travel	0.00	0.00	0.00	0.00
10E---	1203	3---	--	-----	0.00	0.00	0.00	0.00
10E920	1203	4100	00	920000 EMH Supplies	0.00	0.00	0.00	0.00
10E920	1203	4200	00	920000 EMH Textbks	0.00	0.00	0.00	0.00
10E920	1203	4220	00	920000 EMH Workbooks	0.00	0.00	0.00	0.00
10E---	1203	4---	--	-----	0.00	0.00	0.00	0.00
10E920	1203	5500	00	920000 EMH Equipment	0.00	0.00	0.00	0.00
10E---	1203	5---	--	-----	0.00	0.00	0.00	0.00
10E140	1204	1110	00	140000 Prsnl Aide/Asst Sal	50,000.00	2,458.24	15,700.11	35,529.01
10E140	1204	1210	00	140000 Prsnl Aide/Ast Sub Sal	5,000.00	89.25	2,052.75	3,215.00
10E---	1204	1---	--	-----	55,000.00	2,547.49	17,752.86	38,744.01
10E140	1204	2130	00	140000	0.00	0.00	0.00	0.00
10E140	1204	2200	00	140000 Prsnl Aide/Ast Ins Ben	30.00	2.40	15.60	15.60
10E---	1204	2---	--	-----	30.00	2.40	15.60	15.60
10E140	1205	1100	00	140000 LD Teacher Sal	403,000.00	33,550.10	215,280.73	204,494.32
10E140	1205	1110	00	140000 LD Aide/Asst Sal	0.00	0.00	0.00	0.00
10E140	1205	1200	00	140000 LD Sub Teacher Sal	5,000.00	382.50	1,147.50	4,192.50
10E140	1205	1210	00	140000 LD Sub Aide/Asst Sal	0.00	0.00	0.00	0.00
10E140	1205	1300	00	140000 LATE STAY SALARIES	5,000.00	110.00	1,446.50	3,817.50
10E---	1205	1---	--	-----	413,000.00	34,042.60	217,874.73	212,504.32
10E140	1205	2110	00	140000 LD Teacher TRS	48,000.00	5,263.33	23,777.88	26,873.73
10E140	1205	2200	00	140000 LD Insurance Ben	28,000.00	2,162.40	14,493.20	14,588.00
10E---	1205	2---	--	-----	76,000.00	7,425.73	38,271.08	41,461.73
10E920	1205	3190	00	920000 LD Speaker Fee	0.00	0.00	0.00	0.00
10E920	1205	3320	00	920000 LD Travel	100.00	0.00	0.00	100.00
10E---	1205	3---	--	-----	100.00	0.00	0.00	100.00
10E920	1205	4100	00	920000 LD Self Cont Supp	0.00	0.00	0.00	0.00
10E920	1205	4110	00	920000 LD Inclusion Supplies	1,848.00	0.00	494.69	1,353.31
10E920	1205	4200	00	920000 LD Self Cont Txtbks	0.00	0.00	0.00	0.00
10E920	1205	4220	00	920000 LD Inclus Wkbks	242.00	0.00	241.88	0.12
10E---	1205	4---	--	-----	2,090.00	0.00	736.57	1,353.43
10E920	1205	5500	00	920000 LD Equipment	0.00	0.00	0.00	0.00
10E---	1205	5---	--	-----	0.00	0.00	0.00	0.00
10E280	1206	1110	00	280000 Visual Aide Salary	0.00	0.00	0.00	0.00
10E280	1206	1210	00	280000 Visual Aide Sub Sal	0.00	0.00	0.00	0.00
10E---	1206	1---	--	-----	0.00	0.00	0.00	0.00
10E280	1206	2200	00	280000 Visual Aide Ins Ben	0.00	0.00	0.00	0.00
10E---	1206	2---	--	-----	0.00	0.00	0.00	0.00
10E920	1206	4100	00	920000 Visual Imp Supplies	300.00	0.00	0.00	300.00

				Account Level	2011-12	December 2011-12	2011-12	Unexpended
FDTLOC	FUNC	OBJ	SJ	Description	Budget	Monthly Activity	FY Activity	Balance
10E---	1206	4---	--	-----	300.00	0.00	0.00	300.00
10E920	1206	5500	00	920000 Visual Equipment	0.00	0.00	0.00	0.00
10E---	1206	5---	--	-----	0.00	0.00	0.00	0.00
10E920	1207	3230	00	920000 Hearing Imprd Rep/Maint	250.00	0.00	0.00	250.00
10E---	1207	3---	--	-----	250.00	0.00	0.00	250.00
10E920	1207	4100	00	920000 Hearing Imprd Supplies	50.00	0.00	0.00	50.00
10E---	1207	4---	--	-----	50.00	0.00	0.00	50.00
10E920	1207	5500	00	920000 Hearing Equipment	0.00	0.00	0.00	0.00
10E---	1207	5---	--	-----	0.00	0.00	0.00	0.00
10E920	1212	4100	00	920000 ERHS ED Supp	375.00	15.50	17.97	359.50
10E---	1212	4---	--	-----	375.00	15.50	17.97	359.50
10E280	1213	1100	00	280000 Homebound Teach Sal	20,000.00	154.00	665.50	19,510.50
10E---	1213	1---	--	-----	20,000.00	154.00	665.50	19,510.50
10E280	1213	2110	00	280000 Homebound Teach TRS	1,500.00	1.92	43.50	1,458.68
10E---	1213	2---	--	-----	1,500.00	1.92	43.50	1,458.68
10E920	1213	3190	00	920000 Homebound Pur Service	0.00	0.00	0.00	0.00
10E920	1213	3320	00	920000 Homebound Travel	200.00	0.00	56.95	143.05
10E---	1213	3---	--	-----	200.00	0.00	56.95	143.05
10E140	1216	1100	00	140000 Autism Cert Sal	501.00	0.00	500.90	0.10
10E280	1216	1110	00	280000 Autism Aide Sal	69,499.00	4,734.16	33,769.12	38,141.36
10E280	1216	1210	00	280000 Autism Sub Aide Sal	5,000.00	959.75	2,448.50	2,789.50
10E---	1216	1---	--	-----	75,000.00	5,693.91	36,718.52	40,930.96
10E140	1216	2110	00	140000 Autism TRS	0.00	0.00	0.00	0.00
10E280	1216	2130	00	280000	0.00	0.00	0.00	0.00
10E140	1216	2200	00	140000	180.00	0.00	180.00	0.00
10E280	1216	2200	00	280000 Autsim Ins Ben	3,620.00	363.60	1,470.00	2,332.40
10E---	1216	2---	--	-----	3,800.00	363.60	1,650.00	2,332.40
10E920	1216	3190	00	920000 Autism Purchase Serv	16,300.00	0.00	0.00	16,300.00
10E920	1216	3320	00	920000 Autism Travel	1,500.00	0.00	24.17	1,475.83
10E---	1216	3---	--	-----	17,800.00	0.00	24.17	17,775.83
10E920	1216	4100	00	920000 Autism Supplies	4,000.00	174.01	186.01	3,813.99
10E920	1216	4220	00	920000 Autism Workbks	0.00	0.00	0.00	0.00
10E920	1216	4700	00	920000 Mecca Tech-Autism Software	500.00	0.00	0.00	500.00
10E---	1216	4---	--	-----	4,500.00	174.01	186.01	4,313.99
10E140	1220	1100	00	140000 Cross Cat Teacher Sal	280,000.00	23,917.74	142,275.48	149,667.89
10E140	1220	1110	00	140000 Cross Cat Aide/Asst Sal	102,000.00	8,821.88	51,922.92	54,488.02
10E140	1220	1200	00	140000 Cross Cat Sub Teach Sal	22,000.00	3,609.78	16,758.78	6,879.26
10E140	1220	1210	00	140000 Cross Cat Sub Aide/Asst Sal	5,000.00	759.88	2,893.38	2,586.87
10E---	1220	1---	--	-----	409,000.00	37,109.28	213,850.56	213,622.04
10E140	1220	2110	00	140000 Cross Cat Teacher TRS	36,000.00	3,789.82	17,166.12	20,744.55
10E140	1220	2130	00	140000	0.00	0.00	0.00	0.00
10E140	1220	2200	00	140000 Cross Cat Insurance Ben	47,000.00	4,082.40	23,815.60	25,225.60
10E---	1220	2---	--	-----	83,000.00	7,872.22	40,981.72	45,970.15
10E920	1220	3190	00	920000 Cross Cat PUR SERV	500.00	0.00	0.00	500.00
10E920	1220	3320	00	920000 Cross Cat Travel	2,000.00	21.09	37.74	1,962.26
10E---	1220	3---	--	-----	2,500.00	21.09	37.74	2,462.26
10E920	1220	4100	00	920000 Cross Cat Supplies	3,490.00	11.00	1,533.10	1,974.28
10E920	1220	4200	00	920000 Cross Cat Textbks	152.00	0.00	166.13	-14.13
10E920	1220	4220	00	920000 Cross Cat Workbks	15.00	0.00	0.00	15.00
10E920	1220	4700	00	000000	32,375.00	0.00	0.00	32,375.00
10E---	1220	4---	--	-----	36,032.00	11.00	1,699.23	34,350.15
10E920	1220	5500	00	920000 Cross Cat Equipment	998.00	998.00	998.00	0.00
10E---	1220	5---	--	-----	998.00	998.00	998.00	0.00
10E100	1250	1100	00	100000 Title I Teacher Sal	15,196.00	0.00	15,195.60	0.40
10E500	1250	1100	00	500000 Title I Teach Sal Prior	79,500.00	7,897.06	35,536.77	47,911.76
10E100	1250	1110	00	100000 Title I Aide/Asst Sal	14,177.00	0.00	14,176.96	0.04
10E500	1250	1110	00	500000 Title I Aide/Asst Sal Pr	92,550.00	9,138.14	46,287.45	50,831.62

FDTLOC	FUNC	OBJ	SJ	Account Level	2011-12	December	2011-12	2011-12	Unexpended
				Description	Budget	Monthly Activity	FY Activity	Balance	
10E100	1250	1200	00	100000 Title I Sub Teach Sal	0.00	0.00	0.00	0.00	
10E500	1250	1200	00	500000 Title I Sub	500.00	85.00	170.00	330.00	
10E100	1250	1210	00	100000 Title I Sub Aide/Ast Sal	0.00	0.00	0.00	0.00	
10E500	1250	1210	00	500000 Title I Sub TA Sal	4,000.00	1,585.00	3,057.50	1,622.50	
10E100	1250	1300	00	100000 Title I Tutoring Sal	3,498.00	0.00	3,696.00	0.00	
10E500	1250	1300	00	500000 Title I Tutor Sal	14,975.00	5,599.00	9,812.00	6,494.00	
10E100	1250	1310	00	100000 Title I N/C Tutoring	275.00	0.00	274.50	0.50	
10E500	1250	1310	00	500000 Title I Tutor Aide Sal	2,600.00	1,154.19	2,041.49	812.41	
10E---	1250	1---	--	-----	227,271.00	25,458.39	130,248.27	108,003.23	
10E100	1250	2110	00	100000 Title I Teacher TRS	1,272.00	0.00	1,345.12	0.61	
10E500	1250	2110	00	500000 Title I TRS	50,000.00	5,942.06	21,129.84	31,265.69	
10E100	1250	2130	00	100000	0.00	0.00	0.00	0.00	
10E100	1250	2200	00	100000 Title I Insurance Ben	3,405.00	0.00	3,404.80	0.20	
10E500	1250	2200	00	500000 Title I Ins Ben Prior	19,240.00	1,924.00	8,659.20	11,542.80	
10E---	1250	2---	--	-----	73,917.00	7,866.06	34,538.96	42,809.30	
10E100	1250	3190	00	100000 Title I Pur Serv	13.00	0.00	12.38	0.62	
10E500	1250	3190	00	500000 Title I Pur Serv	0.00	-360.00	0.00	0.00	
10E---	1250	3---	--	-----	13.00	-360.00	12.38	0.62	
10E100	1250	4100	00	100000 Title I Supplies	11.00	0.00	10.56	0.44	
10E500	1250	4100	00	500000 Title I Supp	34,873.00	1,231.12	3,672.31	31,200.69	
10E---	1250	4---	--	-----	34,884.00	1,231.12	3,682.87	31,201.13	
10E---	12--	----	--	-----	1,537,610.00	130,628.32	740,063.19	860,022.88	
10E050	1400	1100	00	000000 ERHS Voc Teach Sal	450,080.00	39,403.92	230,515.93	239,271.03	
10E390	1400	1100	00	390000 Vocational Tutor Sal	10,200.00	915.56	4,135.17	6,519.58	
10E050	1400	1200	00	000000 ERHS Voc Sub Teach Sal	7,500.00	340.00	2,465.00	5,545.00	
10E---	1400	1---	--	-----	467,780.00	40,659.48	237,116.10	251,335.61	
10E050	1400	2110	00	000000 ERHS Voc TRS	62,000.00	6,173.60	27,855.77	37,296.80	
10E390	1400	2130	00	390000	0.00	0.00	0.00	0.00	
10E050	1400	2200	00	000000 ERHS Voc Ins Benefit	21,500.00	1,804.80	11,212.40	11,190.00	
10E390	1400	2200	00	390000 Vocational Tutor Ins Ben	0.00	0.00	0.00	0.00	
10E---	1400	2---	--	-----	83,500.00	7,978.40	39,068.17	48,486.80	
10E050	1400	3140	00	000000 ERHS Voc OCC Mech Class	0.00	0.00	325.00	-325.00	
10E050	1400	3190	00	000000 ERHS Voc Pur Serv	0.00	0.00	-234.00	234.00	
10E050	1400	3190	01	000000 ERHS Ag Entry Fees	530.00	0.00	320.00	210.00	
10E050	1400	3190	07	000000 ERHS Health Pur Serv	50.00	0.00	0.00	50.00	
10E050	1400	3190	10	000000	1,000.00	127.20	452.10	547.90	
10E490	1400	3190	00	490000 ERHS AG Grant Pur Serv	240.00	0.00	0.00	240.00	
10E050	1400	3230	00	000000 ERHS Gen Voc Rep/Maint	100.00	0.00	277.15	-177.15	
10E050	1400	3230	01	000000 ERHS Ag Repair/Maint	1,500.00	0.00	0.00	1,500.00	
10E050	1400	3230	10	000000 ERHS Ind Occ Rep/Maint	500.00	0.00	0.00	500.00	
10E050	1400	3230	61	000000 ERHS Comp Lab Rep/Maint	2,000.00	0.00	0.00	2,000.00	
10E050	1400	3320	00	000000 Voc Ed Tvl-General	2,000.00	88.96	324.40	1,845.60	
10E050	1400	3320	01	000000 ERHS Ag Travel	450.00	0.00	580.54	-130.54	
10E050	1400	3320	07	000000 ERHS Health Occ Travel	0.00	0.00	0.00	0.00	
10E050	1400	3320	14	000000 ERHS Business Travel	0.00	0.00	0.00	0.00	
10E540	1400	3320	00	540000 Tech Prep Trav	2,000.00	0.00	0.00	2,000.00	
10E---	1400	3---	--	-----	10,370.00	216.16	2,045.19	8,494.81	
10E050	1400	4100	00	000000 ERHS Vocational Supp	3,000.00	1,401.75	1,466.12	1,533.88	
10E050	1400	4100	01	000000 ERHS Ag Supplies	9,820.00	637.88	3,866.02	6,521.31	
10E050	1400	4100	07	000000 ERHS Health Occ Supplies	300.00	0.00	-34.50	607.30	
10E050	1400	4100	09	000000 ERHS Home Ec Supp	5,216.00	410.34	1,814.73	3,527.44	
10E050	1400	4100	10	000000 ERHS Ind Occ Supplies	4,970.00	0.00	806.06	4,163.94	
10E050	1400	4100	14	000000 ERHS Business Supplies	4,402.00	0.00	2,185.28	2,245.57	
10E050	1400	4100	61	000000 ERHS Computer Lab Supp	3,000.00	0.00	0.00	3,000.00	
10E490	1400	4100	00	490000 ERHS AG Grant Supplies	2,200.00	0.00	0.00	2,200.00	
10E540	1400	4100	00	540000 Federal Tech Prep Supp	0.00	0.00	0.00	0.00	
10E050	1400	4110	09	000000 HS FACS SUPPLIES	1,575.00	172.75	397.51	1,202.42	

Account Level				2011-12	December 2011-12	2011-12	Unexpended	
FDTLOC	FUNC	OBJ	SJ	Description	Budget	Monthly Activity	FY Activity	Balance
10E050	1400	4200	00 000000	ERHS New Textbooks	1,500.00	0.00	793.12	706.88
10E050	1400	4210	00 000000	ERHS Voc Replcmt Txtbks	1,000.00	0.00	292.25	707.75
10E050	1400	4220	00 000000	ERHS Voc Wrkbks	500.00	0.00	499.99	0.01
10E050	1400	4400	00 000000	Vocational Subscriptions	0.00	0.00	0.00	0.00
10E050	1400	4400	01 000000	Voc Ed-Ag Subscriptions	1,050.00	1,050.00	1,050.00	0.00
10E050	1400	4400	09 000000	ERHS Home Ec Subscriptions	0.00	0.00	0.00	0.00
10E050	1400	4400	10 000000	ERHS Ind Occ Subscription Renwl	30.00	0.00	28.00	2.00
10E050	1400	4700	00 000000	ERHS Voc Software	0.00	0.00	0.00	0.00
10E050	1400	4700	09 000000	Voc Ed-FACS Dept Software	0.00	0.00	409.00	-409.00
10E---	1400	4---	--	-----	38,563.00	3,672.72	13,573.58	26,009.50
10E050	1400	5500	00 000000	ERHS VOC Equipment	53,619.00	16,619.00	16,619.00	37,835.00
10E050	1400	5500	01 000000	ERHS Ag Equipment	0.00	0.00	0.00	0.00
10E050	1400	5500	09 000000	ERHS Home Ec Equip	0.00	0.00	0.00	0.00
10E050	1400	5500	10 000000	ERHS Ind Occ Equip	0.00	0.00	0.00	0.00
10E050	1400	5500	14 000000	ERHS Voc Busns Equip	598.00	0.00	598.00	0.00
10E050	1400	5500	17 000000	ERHS Voc Mod Tech Equip	0.00	0.00	0.00	0.00
10E050	1400	5500	61 000000	ERHS VOC Computer Equipment	0.00	0.00	14,336.00	-14,336.00
10E380	1400	5500	00 380000	Voc Ed Tech Prep Equip	0.00	0.00	0.00	0.00
10E490	1400	5500	00 490000	Ag Grant Equip	660.00	0.00	0.00	660.00
10E540	1400	5500	00 540000	Fed Tech Prep Equip	1,500.00	0.00	0.00	1,500.00
10E---	1400	5---	--	-----	56,377.00	16,619.00	31,553.00	25,659.00
10E050	1400	6000	16 000000	ERHS Voc Sale BT house	175,000.00	0.00	0.00	175,000.00
10E050	1400	6400	00 000000	ERHS Dues/Fees	0.00	0.00	0.00	0.00
10E050	1400	6410	00 000000	Voc Reg Del Match Fee	2,500.00	1,283.60	1,283.60	1,216.40
10E---	1400	6---	--	-----	177,500.00	1,283.60	1,283.60	176,216.40
10E410	1459	1110	00 410000	JROTC Instructor Sal	120,000.00	9,509.20	61,100.46	63,654.14
10E---	1459	1---	--	-----	120,000.00	9,509.20	61,100.46	63,654.14
10E410	1459	2130	00 410000		0.00	0.00	0.00	0.00
10E410	1459	2200	00 410000	JROTC Insurance Ben	29.00	2.40	15.60	14.60
10E---	1459	2---	--	-----	29.00	2.40	15.60	14.60
10E---	14--	----	--	-----	954,119.00	79,940.96	385,755.70	599,870.86
10E050	1500	1100	00 000000	ERHS A D Sal	5,167.00	430.56	2,798.64	2,583.64
10E---	1500	1---	--	-----	5,167.00	430.56	2,798.64	2,583.64
10E050	1500	2110	00 000000	ERHS A D TRS	607.00	50.58	328.77	303.52
10E---	1500	2---	--	-----	607.00	50.58	328.77	303.52
10E050	1500	3100	00 000000	Athletic Train/RMH	20,000.00	0.00	0.00	20,000.00
10E050	1500	3190	00 000000	ERHS AD Game/Dance Scrtty	100.00	0.00	0.00	100.00
10E050	1500	3230	00 000000	ERHS A D Rep/Maint	500.00	0.00	0.00	500.00
10E050	1500	3260	00 000000	ERHS A D Postage	500.00	0.00	0.00	500.00
10E050	1500	3320	00 000000	ERHS A D Travel	1,000.00	63.99	568.90	431.10
10E050	1500	3910	00 000000	ERHS A D Playoffs	7,000.00	1,042.41	3,741.09	3,258.91
10E---	1500	3---	--	-----	29,100.00	1,106.40	4,309.99	24,790.01
10E050	1500	4100	00 000000	ERHS A D Supplies	1,350.00	0.00	1,016.38	333.62
10E050	1500	4110	00 000000	ERHS A D Awards	1,200.00	307.45	558.81	641.19
10E050	1500	4120	00 000000	ERHS Sport uniforms	6,000.00	3,000.00	3,000.00	3,000.00
10E050	1500	4700	00 000000	ERHS AD Software	500.00	0.00	300.00	200.00
10E---	1500	4---	--	-----	9,050.00	3,307.45	4,875.19	4,174.81
10E050	1500	6400	00 000000	ERHS A D Dues/Fees	1,000.00	0.00	600.00	400.00
10E---	1500	6---	--	-----	1,000.00	0.00	600.00	400.00
10E050	1509	1100	00 000000	ERHS Pep Club Advisor Sal	264.00	0.00	263.80	0.20
10E---	1509	1---	--	-----	264.00	0.00	263.80	0.20
10E050	1509	2110	00 000000		0.00	0.00	0.00	0.00
10E---	1509	2---	--	-----	0.00	0.00	0.00	0.00
10E050	1510	1100	00 000000	ERHS Cheerldr Spons Sal	2,261.00	0.00	1,664.84	596.16
10E---	1510	1---	--	-----	2,261.00	0.00	1,664.84	596.16
10E050	1510	2110	00 000000	ERHS Cheerldr Spons TRS	266.00	0.00	132.73	133.27
10E---	1510	2---	--	-----	266.00	0.00	132.73	133.27

FDTLOC	FUNC	OBJ	SJ	Account Level Description	2011-12 Budget	December 2011-12 Monthly Activity	2011-12 FY Activity	Unexpended Balance
10E050	1510	3190	00 000000	ERHS Cheerldr Part Exp	100.00	0.00	0.00	100.00
10E050	1510	3320	00 000000	ERHS Cheerldr Travel	500.00	0.00	75.87	500.00
10E---	1510	3---	--	-----	600.00	0.00	75.87	600.00
10E050	1510	4100	00 000000	ERHS Cheerldr Supplies	300.00	0.00	0.00	300.00
10E---	1510	4---	--	-----	300.00	0.00	0.00	300.00
10E050	1511	1100	00 000000	ERHS Golf Coach Sal	3,230.00	0.00	3,229.16	0.84
10E---	1511	1---	--	-----	3,230.00	0.00	3,229.16	0.84
10E050	1511	2110	00 000000	ERHS Golf Coach TRS	380.00	0.00	379.23	0.77
10E---	1511	2---	--	-----	380.00	0.00	379.23	0.77
10E050	1511	3190	00 000000	ERHS Golf Part Exp	300.00	0.00	290.00	10.00
10E050	1511	3320	00 000000	ERHS Golf Trav	150.00	0.00	201.91	-51.91
10E---	1511	3---	--	-----	450.00	0.00	491.91	-41.91
10E050	1511	4100	00 000000	ERHS Golf Supplies	360.00	0.00	360.00	0.00
10E---	1511	4---	--	-----	360.00	0.00	360.00	0.00
10E050	1512	1100	00 000000	ERHS X Cntry Sal	3,875.00	0.00	3,875.00	0.00
10E050	1512	1120	00 000000	ERHS X C Workers	0.00	0.00	0.00	0.00
10E---	1512	1---	--	-----	3,875.00	0.00	3,875.00	0.00
10E050	1512	2110	00 000000	ERHS X Cntry TRS	456.00	0.00	455.08	0.92
10E---	1512	2---	--	-----	456.00	0.00	455.08	0.92
10E050	1512	3190	00 000000	ERHS X C Part Exp	750.00	0.00	360.00	390.00
10E050	1512	3320	00 000000	Cross Country Travel	300.00	0.00	300.00	0.00
10E---	1512	3---	--	-----	1,050.00	0.00	660.00	390.00
10E050	1512	4100	00 000000	ERHS X C Supplies	360.00	0.00	278.08	81.92
10E---	1512	4---	--	-----	360.00	0.00	278.08	81.92
10E050	1513	1100	00 000000	ERHS Dance Team Coach	1,426.00	0.00	712.84	713.16
10E---	1513	1---	--	-----	1,426.00	0.00	712.84	713.16
10E050	1513	2110	00 000000	ERHS Dance TRS	0.00	0.00	0.00	0.00
10E---	1513	2---	--	-----	0.00	0.00	0.00	0.00
10E050	1513	4100	00 000000	ERHS Dance Team Supp	300.00	0.00	0.00	300.00
10E---	1513	4---	--	-----	300.00	0.00	0.00	300.00
10E050	1520	1100	00 000000	ERHS Girls Tennis Coach	2,495.00	0.00	2,494.94	0.06
10E---	1520	1---	--	-----	2,495.00	0.00	2,494.94	0.06
10E050	1520	2110	00 000000	ERHS Girls Tennis TRS	0.00	0.00	0.00	0.00
10E---	1520	2---	--	-----	0.00	0.00	0.00	0.00
10E050	1520	3190	00 000000	ERHS Grls Tns Part Exp	100.00	0.00	50.00	50.00
10E050	1520	3320	00 000000	ERHS Girls Tennis Tvl	250.00	0.00	120.00	130.00
10E---	1520	3---	--	-----	350.00	0.00	170.00	180.00
10E050	1520	4100	00 000000	ERHS Grls Tns Supplies	270.00	0.00	113.28	156.72
10E---	1520	4---	--	-----	270.00	0.00	113.28	156.72
10E050	1521	1100	00 000000	ERHS Vlybl Coach Salary	6,727.00	0.00	6,726.36	0.64
10E050	1521	1120	00 000000	ERHS Vlybl Game Wrks Sal	792.00	0.00	792.00	0.00
10E---	1521	1---	--	-----	7,519.00	0.00	7,518.36	0.64
10E050	1521	2110	00 000000	ERHS Vlybl Coach TRS	800.00	0.00	789.94	10.06
10E---	1521	2---	--	-----	800.00	0.00	789.94	10.06
10E050	1521	3100	00 000000	ERHS Vlybl Officials	1,000.00	0.00	1,039.00	-39.00
10E050	1521	3190	00 000000	ERHS Vlybl Part Exp	750.00	0.00	284.00	466.00
10E050	1521	3320	00 000000	ERHS Vlybl Travel	300.00	0.00	100.00	200.00
10E---	1521	3---	--	-----	2,050.00	0.00	1,423.00	627.00
10E050	1521	4100	00 000000	ERHS Vlybl Supplies	900.00	0.00	882.27	17.73
10E---	1521	4---	--	-----	900.00	0.00	882.27	17.73
10E050	1521	5400	00 000000	ERHS Vlybl Equipment	0.00	0.00	0.00	0.00
10E050	1521	5500	00 000000	ERHS Volleyball Equip	0.00	0.00	0.00	0.00
10E---	1521	5---	--	-----	0.00	0.00	0.00	0.00
10E050	1522	1100	00 000000	ERHS Girls Bsktbl Coach	12,110.00	4,763.02	4,763.02	7,346.98
10E050	1522	1120	00 000000	ERHS Grls Bsktbl Wkr Sal	1,000.00	213.00	285.00	787.00
10E---	1522	1---	--	-----	13,110.00	4,976.02	5,048.02	8,133.98
10E050	1522	2110	00 000000	ERHS Grls Bsktbl Cch TRS	1,423.00	559.37	559.37	863.63

Account Level				2011-12	December 2011-12	2011-12	Unexpended	
FDTLOC	FUNC	OBJ	SJ	Description	Budget	Monthly Activity	FY Activity	Balance
10E---	1522	2---	--	-----	1,423.00	559.37	559.37	863.63
10E050	1522	3100	00	000000 ERHS Grls Bsktbl Official	2,400.00	0.00	0.00	2,400.00
10E050	1522	3190	00	000000 ERHS Grls Bsktbl Part Exp	800.00	0.00	0.00	800.00
10E050	1522	3320	00	000000 ERHS Grls Bsktbl Travel	300.00	107.02	247.03	192.98
10E---	1522	3---	--	-----	3,500.00	107.02	247.03	3,392.98
10E050	1522	4100	00	000000 ERHS Grls Bsktbl Supp	1,800.00	1,440.00	1,440.00	360.00
10E---	1522	4---	--	-----	1,800.00	1,440.00	1,440.00	360.00
10E050	1523	1100	00	000000 ERHS Grls Trck Coach Sal	2,907.00	0.00	0.00	2,907.00
10E050	1523	1120	00	000000 ERHS Girls Track Workers	250.00	0.00	0.00	250.00
10E---	1523	1---	--	-----	3,157.00	0.00	0.00	3,157.00
10E050	1523	2110	00	000000 ERHS Girls Track TRS	400.00	0.00	0.00	400.00
10E---	1523	2---	--	-----	400.00	0.00	0.00	400.00
10E050	1523	3100	00	000000 ERHS Grls Trck Official	200.00	0.00	0.00	200.00
10E050	1523	3190	00	000000 ERHS Grls Trck Part Exp	400.00	0.00	0.00	400.00
10E050	1523	3320	00	000000 ERHS Grls Trck Travel	300.00	0.00	0.00	300.00
10E---	1523	3---	--	-----	900.00	0.00	0.00	900.00
10E050	1523	4100	00	000000 ERHS Grls Trck Supplies	850.00	0.00	0.00	850.00
10E---	1523	4---	--	-----	850.00	0.00	0.00	850.00
10E050	1524	1100	00	000000 ERHS Grls Sftbl Cch Sal	7,428.00	0.00	0.00	7,428.00
10E---	1524	1---	--	-----	7,428.00	0.00	0.00	7,428.00
10E050	1524	2110	00	000000 ERHS Grls Sftbl Cch TRS	873.00	0.00	0.00	873.00
10E---	1524	2---	--	-----	873.00	0.00	0.00	873.00
10E050	1524	3100	00	000000 ERHS Grls Sftbl Official	3,000.00	0.00	0.00	3,000.00
10E050	1524	3190	00	000000 ERHS Grls Sftbl Part Exp	0.00	0.00	0.00	0.00
10E050	1524	3320	00	000000 ERHS Grls Sftbl Travel	200.00	0.00	0.00	200.00
10E---	1524	3---	--	-----	3,200.00	0.00	0.00	3,200.00
10E050	1524	4100	00	000000 ERHS Grls Sftbl Supplies	1,800.00	0.00	0.00	1,800.00
10E---	1524	4---	--	-----	1,800.00	0.00	0.00	1,800.00
10E050	1525	1100	00	000000 ERHS Girls Soccer Coach	3,653.00	0.00	0.00	3,653.00
10E050	1525	1120	00	000000 ERHS GIRLS SOCCER TICK	0.00	0.00	0.00	0.00
10E---	1525	1---	--	-----	3,653.00	0.00	0.00	3,653.00
10E050	1525	2110	00	000000 ERHS Girls Soccer TRS	304.00	0.00	0.00	304.00
10E---	1525	2---	--	-----	304.00	0.00	0.00	304.00
10E050	1525	3100	00	000000 ERHS Girls Soccer Officl	600.00	0.00	0.00	600.00
10E050	1525	3190	00	000000 ERHS Girls Sccr Part Exp	400.00	0.00	0.00	400.00
10E050	1525	3320	00	000000 ERHS Girls Sccr Trav	300.00	0.00	0.00	300.00
10E---	1525	3---	--	-----	1,300.00	0.00	0.00	1,300.00
10E050	1525	4100	00	000000 ERHS Girls Soccer Supp	850.00	0.00	0.00	850.00
10E---	1525	4---	--	-----	850.00	0.00	0.00	850.00
10E050	1530	1100	00	000000 ERHS Boys Tns Coach Sal	2,852.00	0.00	0.00	2,852.00
10E---	1530	1---	--	-----	2,852.00	0.00	0.00	2,852.00
10E050	1530	2110	00	000000 ERHS Boys Tns Cch TRS	0.00	0.00	0.00	0.00
10E---	1530	2---	--	-----	0.00	0.00	0.00	0.00
10E050	1530	3190	00	000000 ERHS Boys Tns Part Exp	250.00	0.00	0.00	250.00
10E050	1530	3320	00	000000 ERHS Boys Tn Trav	300.00	0.00	0.00	300.00
10E---	1530	3---	--	-----	550.00	0.00	0.00	550.00
10E050	1530	4100	00	000000 ERHS Boys Tns Supplies	270.00	0.00	0.00	270.00
10E---	1530	4---	--	-----	270.00	0.00	0.00	270.00
10E050	1531	1100	00	000000 ERHS Ftbl Coach Sal	18,856.00	0.00	18,855.66	0.34
10E050	1531	1120	00	000000 ERHS Ftbl Game Wrks	800.00	0.00	405.00	395.00
10E---	1531	1---	--	-----	19,656.00	0.00	19,260.66	395.34
10E050	1531	2110	00	000000 ERHS Ftbl Coach TRS	1,773.00	0.00	1,772.89	0.11
10E---	1531	2---	--	-----	1,773.00	0.00	1,772.89	0.11
10E050	1531	3100	00	000000 ERHS Ftbl Officials	2,280.00	0.00	2,100.00	180.00
10E050	1531	3190	00	000000 ERHS Ftbl Part Exp	1,200.00	0.00	508.00	692.00
10E050	1531	3230	00	000000 ERHS Ftbl Recond Equip	2,500.00	0.00	0.00	2,500.00
10E050	1531	3320	00	000000 ERHS Ftbl Travel	0.00	0.00	0.00	0.00

Account Level				2011-12	December 2011-12	2011-12	Unexpended	
FDTLOC	FUNC	OBJ	SJ	Description	Budget	Monthly Activity	FY Activity	Balance
10E050	1531	3800	00 000000	ERHS Ftbl Insurance	0.00	0.00	0.00	0.00
10E---	1531	3---	--		5,980.00	0.00	2,608.00	3,372.00
10E050	1531	4100	00 000000	ERHS Ftbl Supplies	6,500.00	0.00	5,814.35	685.65
10E---	1531	4---	--		6,500.00	0.00	5,814.35	685.65
10E050	1532	1100	00 000000	ERHS Boys Bsktb Cch Sal	13,703.00	0.00	0.00	13,703.00
10E050	1532	1120	00 000000	ERHS Boys Bsktb Wrk Sal	850.00	186.00	222.00	664.00
10E---	1532	1---	--		14,553.00	186.00	222.00	14,367.00
10E050	1532	2110	00 000000	ERHS Boys Bsktb TRS	1,233.00	0.00	0.00	1,233.00
10E---	1532	2---	--		1,233.00	0.00	0.00	1,233.00
10E050	1532	3100	00 000000	ERHS Boys Bsktb Official	3,240.00	0.00	0.00	3,240.00
10E050	1532	3190	00 000000	ERHS Boys Bsktb Part Exp	900.00	0.00	0.00	900.00
10E050	1532	3320	00 000000	ERHS Boys Bsktb Travel	300.00	0.00	98.07	300.00
10E---	1532	3---	--		4,440.00	0.00	98.07	4,440.00
10E050	1532	4100	00 000000	ERHS Boys Bsktb Supplies	1,800.00	1,380.00	1,380.00	420.00
10E---	1532	4---	--		1,800.00	1,380.00	1,380.00	420.00
10E050	1533	1100	00 000000	ERHS Boys Tck Coach Sal	5,167.00	0.00	0.00	5,167.00
10E050	1533	1110	00 000000	ERHS Boys Track Wrkrs Salary	200.00	0.00	0.00	200.00
10E---	1533	1---	--		5,367.00	0.00	0.00	5,367.00
10E050	1533	2110	00 000000	ERHS Boys Tck Coach TRS	607.00	0.00	0.00	607.00
10E---	1533	2---	--		607.00	0.00	0.00	607.00
10E050	1533	3100	00 000000	ERHS Boys Tck Officials	200.00	0.00	0.00	200.00
10E050	1533	3190	00 000000	ERHS Boys Trck Part Exp	700.00	0.00	0.00	700.00
10E050	1533	3320	00 000000	ERHS Boys Trck Travel	300.00	0.00	54.26	245.74
10E---	1533	3---	--		1,200.00	0.00	54.26	1,145.74
10E050	1533	4100	00 000000	ERHS Boys Trck Supplies	850.00	0.00	0.00	850.00
10E---	1533	4---	--		850.00	0.00	0.00	850.00
10E050	1533	5500	00 000000	ERHS Boys Track Equipment	0.00	0.00	0.00	0.00
10E---	1533	5---	--		0.00	0.00	0.00	0.00
10E050	1534	1100	00 000000	ERHS Boys Basebl Cch Sal	6,772.00	0.00	0.00	6,772.00
10E---	1534	1---	--		6,772.00	0.00	0.00	6,772.00
10E050	1534	2110	00 000000	ERHS Boys Basebl TRS	0.00	0.00	0.00	0.00
10E---	1534	2---	--		0.00	0.00	0.00	0.00
10E050	1534	3100	00 000000	ERHS Boys Bsbl Official	3,240.00	0.00	0.00	3,240.00
10E050	1534	3190	00 000000	ERHS Boys Bsbl Part Exp	0.00	0.00	0.00	0.00
10E050	1534	3320	00 000000	ERHS Boys Bsbl Travel	200.00	0.00	0.00	200.00
10E---	1534	3---	--		3,440.00	0.00	0.00	3,440.00
10E050	1534	4100	00 000000	ERHS Boys Bsbl Supplies	1,800.00	0.00	0.00	1,800.00
10E---	1534	4---	--		1,800.00	0.00	0.00	1,800.00
10E050	1536	1100	00 000000	ERHS Soccer Coach Sal	4,701.00	0.00	4,700.22	0.78
10E---	1536	1---	--		4,701.00	0.00	4,700.22	0.78
10E050	1536	2110	00 000000	ERHS Soccer Coach TRS	385.00	0.00	384.56	0.44
10E---	1536	2---	--		385.00	0.00	384.56	0.44
10E050	1536	3100	00 000000	ERHS Soccer Officials	1,620.00	0.00	1,852.00	-232.00
10E050	1536	3190	00 000000	ERHS Soccer Part Exp	300.00	0.00	0.00	300.00
10E050	1536	3320	00 000000	ERHS Soccer Travel	300.00	0.00	150.00	150.00
10E---	1536	3---	--		2,220.00	0.00	2,002.00	218.00
10E050	1536	4100	00 000000	ERHS Soccer Supplies	850.00	0.00	695.91	162.09
10E---	1536	4---	--		850.00	0.00	695.91	162.09
10E040	1540	1100	00 000000	ERMS A D Sal	4,003.00	333.54	2,130.25	2,039.52
10E---	1540	1---	--		4,003.00	333.54	2,130.25	2,039.52
10E040	1540	2110	00 000000	ERMS A D TRS	471.00	52.22	234.99	262.12
10E040	1540	2200	00 000000		0.00	0.00	0.00	0.00
10E---	1540	2---	--		471.00	52.22	234.99	262.12
10E040	1540	3190	00 000000	ERMS AD Pur Serv	200.00	0.00	0.00	200.00
10E040	1540	3320	00 000000	ERMS A D Travel	200.00	0.00	0.00	200.00
10E040	1540	3910	00 000000	ERMS A D State Plyoffs	950.00	0.00	136.20	813.80
10E---	1540	3---	--		1,350.00	0.00	136.20	1,213.80

Account Level				2011-12	December 2011-12	2011-12	Unexpended	
FDTLOC	FUNC	OBJ	SJ	Description	Budget	Monthly Activity	FY Activity	Balance
10E040	1540	4100	00 000000	ERMS A D Supplies	400.00	0.00	0.00	400.00
10E040	1540	4110	00 000000	ERMS A D Awards	2,000.00	25.20	25.20	1,974.80
10E---	1540	4---	--	-----	2,400.00	25.20	25.20	2,374.80
10E040	1540	6400	00 000000	ERMS A D Dues/Fees	830.00	0.00	972.00	98.00
10E---	1540	6---	--	-----	830.00	0.00	972.00	98.00
10E040	1550	1100	00 000000	ERMS Chrlldr Spons Sal	3,386.00	0.00	0.00	3,386.00
10E---	1550	1---	--	-----	3,386.00	0.00	0.00	3,386.00
10E040	1550	2110	00 000000	ERMS Chrlldr Spons TRS	0.00	0.00	0.00	0.00
10E---	1550	2---	--	-----	0.00	0.00	0.00	0.00
10E040	1550	3190	00 000000	ERMS Chrlldr Part Exp	0.00	0.00	0.00	0.00
10E040	1550	3320	00 000000	ERMS Chrlldr Travel	0.00	0.00	0.00	0.00
10E---	1550	3---	--	-----	0.00	0.00	0.00	0.00
10E040	1550	4100	00 000000	ERMS Chrlldr Supplies	2,200.00	0.00	2,000.00	200.00
10E---	1550	4---	--	-----	2,200.00	0.00	2,000.00	200.00
10E040	1550	6400	00 000000	ERMS Chrlldr Dues/Fees	0.00	0.00	0.00	0.00
10E---	1550	6---	--	-----	0.00	0.00	0.00	0.00
10E040	1551	1100	00 000000	ERMS X-Cntry Coach Sal	2,911.00	0.00	2,910.70	0.30
10E---	1551	1---	--	-----	2,911.00	0.00	2,910.70	0.30
10E040	1551	2110	00 000000	ERMS X-Cntry Coach TRS	342.00	0.00	341.82	0.18
10E---	1551	2---	--	-----	342.00	0.00	341.82	0.18
10E040	1551	3190	00 000000	ERMS X-Cntry Part Exp	0.00	0.00	0.00	0.00
10E040	1551	3320	00 000000	ERMS X-Cntry Travel	0.00	0.00	0.00	0.00
10E---	1551	3---	--	-----	0.00	0.00	0.00	0.00
10E040	1551	4100	00 000000	ERMS X-Cntry Supplies	450.00	0.00	322.80	127.20
10E---	1551	4---	--	-----	450.00	0.00	322.80	127.20
10E040	1551	6400	00 000000	ERMS X-Cntry Dues/Fees	0.00	0.00	0.00	0.00
10E---	1551	6---	--	-----	0.00	0.00	0.00	0.00
10E040	1560	1100	00 000000	ERMS Grls Bsktbl Cch Sal	5,990.00	0.00	0.00	5,990.00
10E040	1560	1120	00 000000	ERMS Grls Bsktbl Wrks Sal	555.00	243.00	357.00	198.00
10E---	1560	1---	--	-----	6,545.00	243.00	357.00	6,188.00
10E040	1560	2110	00 000000	ERMS Grls Bsktbl Cch TRS	415.00	0.00	0.00	415.00
10E040	1560	2130	00 000000		0.00	0.00	0.00	0.00
10E---	1560	2---	--	-----	415.00	0.00	0.00	415.00
10E040	1560	3100	00 000000	ERMS Grls Bsktbl Official	1,300.00	360.00	870.00	700.00
10E040	1560	3190	00 000000	ERMS Grls Bsktbl Part Exp	0.00	0.00	0.00	0.00
10E040	1560	3320	00 000000	ERMS Grls Bsktbl Travel	0.00	0.00	0.00	0.00
10E---	1560	3---	--	-----	1,300.00	360.00	870.00	700.00
10E040	1560	4100	00 000000	ERMS Grls Bsktbl Supplies	800.00	0.00	171.90	628.10
10E---	1560	4---	--	-----	800.00	0.00	171.90	628.10
10E040	1560	5400	00 000000	ERMS Grls Bsktbl Equip	0.00	0.00	0.00	0.00
10E---	1560	5---	--	-----	0.00	0.00	0.00	0.00
10E040	1560	6400	00 000000	ERMS Grls Bsktbl Due/Fees	0.00	0.00	0.00	0.00
10E---	1560	6---	--	-----	0.00	0.00	0.00	0.00
10E040	1561	1100	00 000000	ERMS Volleybl Coach Sal	4,277.00	0.00	0.00	4,277.00
10E040	1561	1120	00 000000	ERMS Volleybl Gm Wrk Sal	400.00	0.00	0.00	400.00
10E---	1561	1---	--	-----	4,677.00	0.00	0.00	4,677.00
10E040	1561	2110	00 000000	ERMS Volleybl Coach TRS	0.00	0.00	0.00	0.00
10E040	1561	2130	00 000000		0.00	0.00	0.00	0.00
10E---	1561	2---	--	-----	0.00	0.00	0.00	0.00
10E040	1561	3100	00 000000	ERMS Volleybl Officials	800.00	0.00	0.00	800.00
10E040	1561	3190	00 000000	ERMS Volleybl Part Exp	0.00	0.00	0.00	0.00
10E040	1561	3320	00 000000	ERMS Volleybl Travel	0.00	0.00	0.00	0.00
10E---	1561	3---	--	-----	800.00	0.00	0.00	800.00
10E040	1561	4100	00 000000	ERMS Volleybl Supplies	700.00	0.00	0.00	700.00
10E---	1561	4---	--	-----	700.00	0.00	0.00	700.00
10E040	1561	6400	00 000000	ERMS Volleybl Dues/Fees	0.00	0.00	0.00	0.00
10E---	1561	6---	--	-----	0.00	0.00	0.00	0.00

Account Level				2011-12	December	2011-12	2011-12	Unexpended
FDTLOC	FUNC	OBJ	SJ	Description	Budget	Monthly Activity	FY Activity	Balance
10E040	1562	1100	00 000000	ERMS Grls Trk Coach Sal	1,938.00	0.00	0.00	1,938.00
10E---	1562	1---	--		1,938.00	0.00	0.00	1,938.00
10E040	1562	2110	00 000000	ERMS Grls Trk Cch TRS	228.00	0.00	0.00	228.00
10E---	1562	2---	--		228.00	0.00	0.00	228.00
10E040	1562	3100	00 000000	ERMS Grls Trk Officials	670.00	0.00	0.00	670.00
10E040	1562	3190	00 000000	ERMS Girls Trk Part Exp	0.00	0.00	0.00	0.00
10E040	1562	3320	00 000000	ERMS Grls Trk Travel	0.00	0.00	0.00	0.00
10E---	1562	3---	--		670.00	0.00	0.00	670.00
10E040	1562	4100	00 000000	ERMS Grls Trk Supplies	600.00	0.00	0.00	600.00
10E---	1562	4---	--		600.00	0.00	0.00	600.00
10E040	1562	6400	00 000000	ERMS Grls Trk Dues/Fees	0.00	0.00	0.00	0.00
10E---	1562	6---	--		0.00	0.00	0.00	0.00
10E040	1570	1100	00 000000	ERMS Boys Bsktb Cch Sal	7,960.00	0.00	0.00	7,960.00
10E040	1570	1120	00 000000	ERMS Boys Bsktb Wrk Sal	1,600.00	57.00	183.00	1,447.00
10E---	1570	1---	--		9,560.00	57.00	183.00	9,407.00
10E040	1570	2110	00 000000	ERMS Boys Bsktb Cch TRS	1,100.00	0.00	0.00	1,100.00
10E040	1570	2130	00 000000		0.00	0.00	0.00	0.00
10E---	1570	2---	--		1,100.00	0.00	0.00	1,100.00
10E040	1570	3100	00 000000	ERMS Boys Bsktb Official	1,800.00	553.12	913.12	1,246.88
10E040	1570	3190	00 000000	ERMS Boys Bsktb Part Exp	0.00	0.00	0.00	0.00
10E040	1570	3320	00 000000	ERMS Boys Bsktb Travel	0.00	0.00	0.00	0.00
10E---	1570	3---	--		1,800.00	553.12	913.12	1,246.88
10E040	1570	4100	00 000000	ERMS Boys Bsktb Supplies	2,725.00	0.00	18.65	2,725.00
10E---	1570	4---	--		2,725.00	0.00	18.65	2,725.00
10E040	1570	6400	00 000000	ERMS Boys Bsktb Due/Fees	0.00	0.00	0.00	0.00
10E---	1570	6---	--		0.00	0.00	0.00	0.00
10E040	1571	1100	00 000000	ERMS Boys Trk Coach Sal	4,003.00	0.00	0.00	4,003.00
10E---	1571	1---	--		4,003.00	0.00	0.00	4,003.00
10E040	1571	2110	00 000000	ERMS Boys Trk Coach TRS	471.00	0.00	0.00	471.00
10E---	1571	2---	--		471.00	0.00	0.00	471.00
10E040	1571	3100	00 000000	ERMS Boys Trk Officials	2,650.00	0.00	0.00	2,650.00
10E040	1571	3190	00 000000	ERMS Boys Trk Part Exp	0.00	0.00	0.00	0.00
10E040	1571	3320	00 000000	ERMS Boys Trk Travel	0.00	0.00	0.00	0.00
10E---	1571	3---	--		2,650.00	0.00	0.00	2,650.00
10E040	1571	4100	00 000000	ERMS Boys Trk Supplies	2,000.00	0.00	0.00	2,000.00
10E---	1571	4---	--		2,000.00	0.00	0.00	2,000.00
10E040	1571	6400	00 000000	ERMS Boys Trk Dues/Fees	0.00	0.00	0.00	0.00
10E---	1571	6---	--		0.00	0.00	0.00	0.00
10E050	1572	1100	00 000000	ERHS Wrestling Coach	2,907.00	0.00	0.00	2,907.00
10E050	1572	1120	00 000000	HS Wrestling Workers Sal	100.00	0.00	36.00	100.00
10E---	1572	1---	--		3,007.00	0.00	36.00	3,007.00
10E050	1572	2110	00 000000	ERHS Wrestling TRS	350.00	0.00	0.00	350.00
10E---	1572	2---	--		350.00	0.00	0.00	350.00
10E050	1572	3100	00 000000	HS Wrestling Officials	450.00	0.00	0.00	450.00
10E050	1572	3190	00 000000	ERHS Wrestling Entry Fees	750.00	0.00	0.00	750.00
10E050	1572	3320	00 000000	ERHS Wrestling Travel	300.00	0.00	0.00	300.00
10E---	1572	3---	--		1,500.00	0.00	0.00	1,500.00
10E040	1572	4100	00 000000	Wrestling Supplies	0.00	0.00	0.00	0.00
10E050	1572	4100	00 000000	ERHS Wrestling Supp	675.00	157.86	675.00	0.00
10E---	1572	4---	--		675.00	157.86	675.00	0.00
10E040	1575	1100	00 000000	ERMS Yearbook Spons Sal	1,938.00	161.46	1,043.17	975.56
10E---	1575	1---	--		1,938.00	161.46	1,043.17	975.56
10E040	1575	2110	00 000000	ERMS Yearbook Spons TRS	228.00	25.28	113.76	126.88
10E---	1575	2---	--		228.00	25.28	113.76	126.88
10E040	1576	1100	00 000000	ERMS Student Council Sp	1,615.00	134.54	869.27	813.00
10E---	1576	1---	--		1,615.00	134.54	869.27	813.00
10E040	1576	2110	00 000000	ERMS Student Council TRS	190.00	21.06	94.77	105.76

Account Level				2011-12	December 2011-12	2011-12	Unexpended	
FDTLOC	FUNC	OBJ	SJ	Description	Budget	Monthly Activity	FY Activity	Balance
10E---	1576	2---	--	-----	190.00	21.06	94.77	105.76
10E050	1580	1100	00	000000 ERHS Schlstc Bwl Cch Sal	1,938.00	0.00	0.00	1,938.00
10E---	1580	1---	--	-----	1,938.00	0.00	0.00	1,938.00
10E050	1580	2110	00	000000 ERHS Schlstc Bwl TRS	228.00	0.00	0.00	228.00
10E---	1580	2---	--	-----	228.00	0.00	0.00	228.00
10E050	1580	3190	00	000000 ERHS Schlstc Bwl Pur Ser	500.00	0.00	0.00	500.00
10E050	1580	3320	00	000000 ERHS Schlstc Bwl Travel	0.00	0.00	0.00	0.00
10E---	1580	3---	--	-----	500.00	0.00	0.00	500.00
10E050	1580	4100	00	000000 ERHS Schlstc Bwl Supp	150.00	0.00	0.00	150.00
10E---	1580	4---	--	-----	150.00	0.00	0.00	150.00
10E050	1582	1100	00	000000 ERHS Drama Spons Salary	6,458.00	6,458.34	6,458.34	-0.34
10E---	1582	1---	--	-----	6,458.00	6,458.34	6,458.34	-0.34
10E050	1582	2110	00	000000 ERHS Drama Spons TRS	1,062.00	1,061.82	1,061.82	0.18
10E050	1582	2130	00	000000	0.00	0.00	0.00	0.00
10E050	1582	2200	00	000000	0.00	0.00	0.00	0.00
10E---	1582	2---	--	-----	1,062.00	1,061.82	1,061.82	0.18
10E050	1582	3190	00	000000 ERHS Drama Pur Serv	400.00	356.42	356.42	43.58
10E---	1582	3---	--	-----	400.00	356.42	356.42	43.58
10E050	1583	1100	00	000000 ERHS Mrch Bnd Dir Sal	6,136.00	511.28	3,519.62	2,872.02
10E050	1583	1110	00	000000 ERHS Band Camp Sal	5,250.00	0.00	5,060.00	190.00
10E---	1583	1---	--	-----	11,386.00	511.28	8,579.62	3,062.02
10E050	1583	2110	00	000000 ERHS Mrch Bnd Dir TRS	1,500.00	80.06	675.90	864.13
10E---	1583	2---	--	-----	1,500.00	80.06	675.90	864.13
10E050	1583	3190	00	000000 ERHS Mrch Bnd Part Exp	4,725.00	0.00	500.00	4,225.00
10E---	1583	3---	--	-----	4,725.00	0.00	500.00	4,225.00
10E050	1583	5500	00	000000 HS Band Uniforms	6,000.00	0.00	0.00	6,000.00
10E---	1583	5---	--	-----	6,000.00	0.00	0.00	6,000.00
10E050	1584	1100	00	000000 ERHS Chorus Spons Sal	0.00	0.00	0.00	0.00
10E---	1584	1---	--	-----	0.00	0.00	0.00	0.00
10E050	1585	1100	00	000000 ERHS Jr Cls Spons Sal	4,479.00	373.24	2,296.18	2,369.44
10E---	1585	1---	--	-----	4,479.00	373.24	2,296.18	2,369.44
10E050	1585	2110	00	000000 ERHS Jr Cls Spons TRS	526.00	58.48	263.16	292.08
10E---	1585	2---	--	-----	526.00	58.48	263.16	292.08
10E050	1586	1100	00	000000 ERHS Yrbk Spons Sal	1,615.00	134.54	605.43	1,076.84
10E---	1586	1---	--	-----	1,615.00	134.54	605.43	1,076.84
10E050	1586	2110	00	000000 ERHS Yrbk Spons TRS	190.00	21.06	94.77	105.76
10E---	1586	2---	--	-----	190.00	21.06	94.77	105.76
10E050	1588	1100	00	000000 ERHS X-Curr Sprvsn Sal	500.00	0.00	36.00	464.00
10E---	1588	1---	--	-----	500.00	0.00	36.00	464.00
10E050	1588	2110	00	000000 ERHS X-Curr Sprvsn TRS	75.00	0.00	4.23	70.77
10E---	1588	2---	--	-----	75.00	0.00	4.23	70.77
10E050	1589	1100	00	000000 ERHS Stdnt Cncl Sal	3,389.00	282.36	1,811.34	1,718.84
10E---	1589	1---	--	-----	3,389.00	282.36	1,811.34	1,718.84
10E050	1589	2110	00	000000 ERHS Stdnt Cncl TRS	398.00	44.24	199.08	221.04
10E---	1589	2---	--	-----	398.00	44.24	199.08	221.04
10E050	1590	1110	00	000000 ERHS Rifle/Drill Sal	3,030.00	252.46	1,636.05	1,520.18
10E---	1590	1---	--	-----	3,030.00	252.46	1,636.05	1,520.18
10E050	1590	2130	00	000000	0.00	0.00	0.00	0.00
10E---	1590	2---	--	-----	0.00	0.00	0.00	0.00
10E050	1590	3320	00	000000 ERHS Rifle/Drill Travel	0.00	0.00	0.00	0.00
10E---	1590	3---	--	-----	0.00	0.00	0.00	0.00
10E040	1591	1100	00	000000 ERMS Band Director Sal	1,938.00	161.46	1,043.17	975.56
10E---	1591	1---	--	-----	1,938.00	161.46	1,043.17	975.56
10E040	1591	2110	00	000000 ERMS Band Directors TRS	228.00	25.28	113.76	126.88
10E---	1591	2---	--	-----	228.00	25.28	113.76	126.88
10E040	1591	3230	00	000000 ERMS Band Rep/Main	1,000.00	0.00	153.00	847.00
10E---	1591	3---	--	-----	1,000.00	0.00	153.00	847.00

				Account Level	2011-12	December 2011-12	2011-12	Unexpended
FDTLOC	FUNC	OBJ	SJ	Description	Budget	Monthly Activity	FY Activity	Balance
10E040	1591	4100	00 000000	ERMS Music Supp/Parts	2,000.00	207.13	1,845.02	154.98
10E---	1591	4---	--		2,000.00	207.13	1,845.02	154.98
10E040	1591	6400	00 000000	ERMS Band Dues/Fees	500.00	0.00	80.00	420.00
10E---	1591	6---	--		500.00	0.00	80.00	420.00
10E040	1593	1100	00 000000	ERMS Talent Shw Spon Sal	4,198.00	0.00	3,229.17	968.83
10E---	1593	1---	--		4,198.00	0.00	3,229.17	968.83
10E040	1593	2110	00 000000	ERMS Talent Shw Spon TRS	493.00	0.00	379.22	113.78
10E---	1593	2---	--		493.00	0.00	379.22	113.78
10E040	1593	4100	00 000000		250.00	53.00	88.53	197.00
10E---	1593	4---	--		250.00	53.00	88.53	197.00
10E040	1594	4100	00 000000	ERMS Drama Supplies	250.00	0.00	0.00	250.00
10E---	1594	4---	--		250.00	0.00	0.00	250.00
10E040	1598	1100	00 000000	ERMS Dance/Grad Sup Sal	300.00	20.00	20.00	280.00
10E---	1598	1---	--		300.00	20.00	20.00	280.00
10E040	1598	2110	00 000000	ERMS Dance/Grad TRS	50.00	2.35	2.35	47.65
10E---	1598	2---	--		50.00	2.35	2.35	47.65
10E040	1599	3320	00 000000	ERMS Olympiad Trav	500.00	0.00	405.00	95.00
10E---	1599	3---	--		500.00	0.00	405.00	95.00
10E---	15--	----	--		338,317.00	25,771.20	131,527.42	209,786.56
10E050	1700	1100	00 000000	Driver's Ed Teach Salary	45,000.00	3,335.64	21,146.03	24,930.54
10E---	1700	1---	--		45,000.00	3,335.64	21,146.03	24,930.54
10E050	1700	2110	00 000000	Driver's Ed TRS	4,600.00	354.49	1,803.13	2,904.39
10E050	1700	2200	00 000000	Driver's Ed Ins Ben	1,100.00	90.00	575.00	570.00
10E---	1700	2---	--		5,700.00	444.49	2,378.13	3,474.39
10E050	1700	3190	00 000000	Driver's Ed Pur Serv	250.00	30.00	93.00	157.00
10E050	1700	3230	00 000000	Driver's Ed Rep/Maint	1,000.00	0.00	14.00	986.00
10E050	1700	3320	00 000000	Driver;s Ed Travel	100.00	0.00	76.33	23.67
10E050	1700	3600	00 000000	Driver's Ed Printing	100.00	0.00	0.00	100.00
10E---	1700	3---	--		1,450.00	30.00	183.33	1,266.67
10E050	1700	4100	00 000000	Driver's Ed Supplies	1,000.00	0.00	115.48	884.52
10E050	1700	4210	00 000000	Drvr's Ed Replcmnt Texbks	360.00	0.00	0.00	360.00
10E050	1700	4640	00 000000	Driver's Ed Fuel	2,000.00	0.00	0.00	2,000.00
10E---	1700	4---	--		3,360.00	0.00	115.48	3,244.52
10E---	17--	----	--		55,510.00	3,810.13	23,822.97	32,916.12
10E550	1900	1110	00 550000	TAOEP TA/Aide Salary	24,000.00	2,471.88	11,420.96	13,814.98
10E750	1900	1110	00 750000	TAOEP TA/Aide Salary	1,989.00	0.00	1,988.36	0.64
10E550	1900	1200	00 550000		0.00	-337.50	0.00	0.00
10E550	1900	1210	00 550000		1,000.00	337.50	681.50	318.50
10E---	1900	1---	--		26,989.00	2,471.88	14,090.82	14,134.12
10E750	1900	2130	00 750000		0.00	0.00	0.00	0.00
10E550	1900	2200	00 550000	TAOEP Ins Ben	26.00	1.20	5.40	21.20
10E750	1900	2200	00 750000	TAOEP Ins Ben	3.00	0.00	2.40	0.60
10E---	1900	2---	--		29.00	1.20	7.80	21.80
10E550	1900	4100	00 550000	TAOEP Supplies	0.00	0.00	0.00	0.00
10E750	1900	4100	00 750000	TAOEP Supp	359.00	0.00	359.00	0.00
10E---	1900	4---	--		359.00	0.00	359.00	0.00
10E010	1911	6700	00 000000	REG ED PAVILION	1,500.00	350.00	350.00	1,150.00
10E---	1911	6---	--		1,500.00	350.00	350.00	1,150.00
10E260	1912	6700	00 260000	Sp Ed Priv SWANN Tuition	42,000.00	12,259.54	15,209.45	26,790.55
10E260	1912	6710	00 260000	Sp Ed Priv PAVILION Tuition	5,000.00	0.00	0.00	5,000.00
10E260	1912	6720	00 000000	KEMMERER VILLAGE RM/BD/TUITION	155,000.00	13,061.70	51,393.58	103,606.42
10E---	1912	6---	--		202,000.00	25,321.24	66,603.03	135,396.97
10E---	19--	----	--		230,877.00	28,144.32	81,410.65	150,702.89
10E010	2110	1100	00 000000	Social Worker Sal	12,500.00	1,190.28	7,183.12	5,988.32
10E550	2110	1100	00 550000	TAOEP Social Wrkr Sal	8,500.00	1,727.26	3,454.52	5,909.11
10E750	2110	1100	00 750000	TAOEP Social Worker Sal	0.00	0.00	0.00	0.00
10E020	2110	1110	00 000000	ERES Social Workers Sal	0.00	0.00	0.00	0.00

				Account Level	2011-12	December 2011-12	2011-12	Unexpended
FDTLOC	FUNC	OBJ	SJ	Description	Budget	Monthly Activity	FY Activity	Balance
10E550	2110	1110	00	550000 TAOEP Sec/Intervntst Sal	30,000.00	3,843.32	15,072.74	16,848.92
10E750	2110	1110	00	750000 TAOEP Interventionist Sal	5,687.00	0.00	5,687.08	-0.08
10E---	2110	1---	--	-----	56,687.00	6,760.86	31,397.46	28,746.27
10E010	2110	2110	00	000000 Social Worker TRS	1,500.00	139.79	843.59	735.27
10E550	2110	2110	00	550000 TAOEP TRS	999.00	202.86	405.72	694.70
10E750	2110	2110	00	750000 TAOEP Social Worker TRS	0.00	0.00	0.00	0.00
10E020	2110	2130	00	000000	0.00	0.00	0.00	0.00
10E750	2110	2130	00	750000	0.00	0.00	0.00	0.00
10E550	2110	2200	00	550000 TAOEP Ins Ben	3,600.00	360.00	1,620.00	2,160.00
10E750	2110	2200	00	750000 TAOEP Ins Ben	680.00	0.00	680.00	0.00
10E---	2110	2---	--	-----	6,779.00	702.65	3,549.31	3,589.97
10E550	2110	3190	00	550000 TAOEP Pur Serv	245.00	125.00	245.00	0.00
10E750	2110	3190	00	750000 TAOEP Pur Serv	0.00	0.00	0.00	0.00
10E010	2110	3320	00	000000 Social Worker Travel	100.00	0.00	0.00	100.00
10E550	2110	3320	00	550000 TAOEP Travel-FY06	373.00	72.15	261.42	111.58
10E750	2110	3320	00	750000 TAOEP Travel	0.00	0.00	0.00	0.00
10E---	2110	3---	--	-----	718.00	197.15	506.42	211.58
10E020	2120	1100	00	000000 ERES Guidance Sal	35,150.00	2,918.66	18,750.13	17,859.20
10E040	2120	1100	00	000000 ERMS Guidance Sal	39,000.00	1,540.34	17,537.16	22,233.01
10E050	2120	1100	00	000000 ERHS Guid Salary SAL	112,600.00	9,329.70	60,685.85	56,579.00
10E070	2120	1100	00	000000 21st Cent Guid Sal	4,928.00	302.50	1,133.00	3,855.50
10E470	2120	1100	00	470000 21st Cent SW Sal	968.00	0.00	968.00	0.00
10E050	2120	1110	00	000000 ERHS Guid Sec Salary	26,555.00	1,414.70	15,261.59	12,000.76
10E050	2120	1210	00	000000 ERHS Guid Sub Sec Sal	500.00	0.00	0.00	500.00
10E---	2120	1---	--	-----	219,701.00	15,505.90	114,335.73	113,027.47
10E020	2120	2110	00	000000 ERES Guidance TRS	4,150.00	457.02	2,056.59	2,321.92
10E040	2120	2110	00	000000 ERMS Guidance TRS	4,700.00	241.18	1,761.51	3,059.08
10E050	2120	2110	00	000000 ERHS Guid TRS	14,500.00	1,460.92	6,622.59	8,607.87
10E070	2120	2110	00	000000 21st Cent TRS	1,934.00	112.64	421.93	1,534.61
10E470	2120	2110	00	470000 21st Cent TRS	361.00	0.00	360.50	0.50
10E050	2120	2130	00	000000	0.00	0.00	0.00	0.00
10E020	2120	2200	00	000000 ERES Ins Ben	4,280.00	360.00	2,300.00	2,160.00
10E040	2120	2200	00	000000 ERMS Guidance Ins Ben	4,280.00	360.00	2,300.00	2,160.00
10E050	2120	2200	00	000000 ERHS Guid Ins Ben	8,629.00	721.20	4,650.80	4,338.80
10E---	2120	2---	--	-----	42,834.00	3,712.96	20,473.92	24,182.78
10E010	2120	3140	00	000000 Dist Testing Services	6,460.00	0.00	6,435.00	25.00
10E020	2120	3190	00	000000 ERES Guid Pur Serv	1,600.00	0.00	0.00	1,600.00
10E050	2120	3190	00	000000 ERHS Guid Pur Serv	3,500.00	0.00	0.00	3,500.00
10E070	2120	3190	00	000000 Century 21 Grant-Pur Srvcs	0.00	0.00	0.00	0.00
10E500	2120	3190	00	500000 Title I Guid Pur Serv CHAT	1,200.00	80.00	1,200.00	0.00
10E680	2120	3190	00	680000 CHAT Guid Speaker	197.00	0.00	75.00	122.00
10E880	2120	3190	00	880000 CHAT #2 JF-Speaker	8,700.00	1,864.39	5,164.39	3,535.61
10E050	2120	3230	00	000000 ERHS Guid Rep/Maint	100.00	0.00	0.00	100.00
10E050	2120	3240	00	000000 ERHS Guid Copier Repair	400.00	0.00	38.00	362.00
10E050	2120	3260	00	000000 ERHS Guid Postage	250.00	0.00	13.33	236.67
10E040	2120	3320	00	000000 ERMS Guidance Travel	50.00	0.00	0.00	50.00
10E050	2120	3320	00	000000 ERHS Guid Travel	530.00	0.00	0.00	530.00
10E070	2120	3320	00	000000 21st Cent Mile	0.00	0.00	0.00	0.00
10E470	2120	3320	00	470000 21s Cent Mileage	0.00	0.00	0.00	0.00
10E050	2120	3600	00	000000 Guidance Printing	0.00	0.00	0.00	0.00
10E---	2120	3---	--	-----	22,987.00	1,944.39	12,925.72	10,061.28
10E010	2120	4100	00	000000 Dist Testing Supplies	4,000.00	0.00	3,544.00	456.00
10E020	2120	4100	00	000000 ERES Guid Supp	1,500.00	0.00	0.00	1,500.00
10E040	2120	4100	00	000000 ERMS Guidance Supplies	600.00	0.00	349.61	312.12
10E050	2120	4100	00	000000 ERHS Guid Supplies	2,350.00	652.29	1,373.03	1,034.64
10E070	2120	4100	00	000000 21st Cent Supp	100.00	0.00	0.00	100.00
10E500	2120	4100	00	500000 Title I Counselor Supp	0.00	0.00	0.00	0.00

				Account Level	2011-12	December 2011-12	2011-12	Unexpended
FDTLOC	FUNC	OBJ	SJ	Description	Budget	Monthly Activity	FY Activity	Balance
10E680	2120	4100	00	680000 CHAT Guid Supp	303.00	0.00	302.93	0.07
10E880	2120	4100	00	880000 CHAT #2 JF Supplies	5,061.00	382.87	960.32	4,100.68
10E050	2120	4240	00	000000 ERHS Guid Paper/Toner	300.00	0.00	446.79	-146.79
10E050	2120	4700	00	000000 ERHS Guid Software	0.00	0.00	0.00	0.00
10E---	2120	4---	--	-----	14,214.00	1,035.16	6,976.68	7,356.72
10E050	2120	5500	00	000000 ERHS Gudiance Equipment	1,100.00	0.00	1,095.00	5.00
10E---	2120	5---	--	-----	1,100.00	0.00	1,095.00	5.00
10E050	2120	6400	00	000000 ERHS Guid Membership/Dues	0.00	0.00	80.00	-80.00
10E---	2120	6---	--	-----	0.00	0.00	80.00	-80.00
10E010	2130	1100	00	000000 District Nurse Salary	71,000.00	10,518.84	53,424.27	22,835.15
10E010	2130	1200	00	000000 Dist Sub Nurse Sal	2,000.00	0.00	429.50	1,868.00
10E---	2130	1---	--	-----	73,000.00	10,518.84	53,853.77	24,703.15
10E010	2130	2110	00	000000 District Nurse TRS	16,000.00	1,647.14	7,440.55	9,383.02
10E010	2130	2130	00	000000	0.00	0.00	0.00	0.00
10E010	2130	2200	00	000000 District Nurse Ins Ben	12,840.00	1,080.00	6,900.00	6,480.00
10E---	2130	2---	--	-----	28,840.00	2,727.14	14,340.55	15,863.02
10E920	2130	3190	00	920000 Dist Immuniz/Reg Fee	295.00	0.00	295.00	0.00
10E920	2130	3230	00	920000 District Nurse Rep/Maint	240.00	0.00	89.10	150.90
10E920	2130	3320	00	920000 District Nurse Travel	1,000.00	311.50	920.19	79.81
10E---	2130	3---	--	-----	1,535.00	311.50	1,304.29	230.71
10E920	2130	4100	00	920000 District Nurse Supplies	3,738.00	0.00	2,449.00	1,424.68
10E920	2130	4400	00	920000 Subscription Renewals	44.00	0.00	44.00	0.00
10E920	2130	4700	00	920000 Nurses Software	0.00	0.00	0.00	0.00
10E---	2130	4---	--	-----	3,782.00	0.00	2,493.00	1,424.68
10E920	2130	5500	00	920000 District Nurse Equipment	0.00	0.00	0.00	0.00
10E---	2130	5---	--	-----	0.00	0.00	0.00	0.00
10E920	2130	6400	00	920000 Nurses Membership/Dues Fees	438.00	0.00	513.00	-75.00
10E---	2130	6---	--	-----	438.00	0.00	513.00	-75.00
10E920	2140	4130	00	920000 Psych Supp	1,500.00	0.00	295.00	1,205.00
10E---	2140	4---	--	-----	1,500.00	0.00	295.00	1,205.00
10E280	2150	1100	00	280000 District Speech Salary	137,000.00	11,362.40	73,319.40	69,620.80
10E280	2150	1110	00	280000 District Speech Aide	2,375.00	0.00	1,909.96	465.04
10E---	2150	1---	--	-----	139,375.00	11,362.40	75,229.36	70,085.84
10E280	2150	2110	00	280000 District Speech TRS	16,750.00	1,779.14	8,044.30	9,625.69
10E280	2150	2130	00	280000	0.00	0.00	0.00	0.00
10E280	2150	2200	00	280000 District Speech Ins Ben	13,350.00	1,080.00	7,315.56	6,574.44
10E---	2150	2---	--	-----	30,100.00	2,859.14	15,359.86	16,200.13
10E920	2150	3320	00	920000 District Speech Travel	1,500.00	57.30	985.64	514.36
10E---	2150	3---	--	-----	1,500.00	57.30	985.64	514.36
10E920	2150	4100	00	920000 District Speech Supplies	945.00	0.00	548.43	396.57
10E920	2150	4130	00	920000 District Speech Testing Suppli	6,715.00	0.00	0.00	6,715.00
10E920	2150	4200	00	920000 District Bilingual Test Suppli	0.00	0.00	0.00	0.00
10E920	2150	4220	00	920000 District Speech Workbooks	0.00	0.00	0.00	0.00
10E---	2150	4---	--	-----	7,660.00	0.00	548.43	7,111.57
10E920	2150	5500	00	000000	4,785.00	3,285.00	3,285.00	1,500.00
10E---	2150	5---	--	-----	4,785.00	3,285.00	3,285.00	1,500.00
10E920	2150	6400	00	920000 District Speech Dues & Fees	675.00	0.00	675.00	0.00
10E---	2150	6---	--	-----	675.00	0.00	675.00	0.00
10E020	2190	1110	00	000000 Supervision Aide Salary	0.00	-9,712.32	1,348.65	0.00
10E020	2190	1210	00	000000 Sub Supervision Aide	0.00	-280.50	0.00	0.00
10E---	2190	1---	--	-----	0.00	-9,992.82	1,348.65	0.00
10E020	2190	2130	00	000000	0.00	0.00	0.00	0.00
10E020	2190	2200	00	000000 Supervision Aide Ins Ben	3,697.00	361.20	2,277.91	1,599.69
10E---	2190	2---	--	-----	3,697.00	361.20	2,277.91	1,599.69
10E---	21--	----	--	-----	661,907.00	51,348.77	363,849.70	327,464.22
10E070	2210	1100	00	000000 Cent 21 Prof Dev Sal	3,300.00	768.04	1,466.38	2,115.12
10E100	2210	1100	00	100000 Title I Imp Stipends	0.00	0.00	0.00	0.00

				Account Level	2011-12	December 2011-12	2011-12	Unexpended
FDTLOC	FUNC	OBJ	SJ	Description	Budget	Monthly Activity	FY Activity	Balance
10E120	2210	1100	00	120000 IMPROV INSTR LAPTOP GRANT	11,110.00	1,020.00	3,806.67	7,303.33
10E330	2210	1100	00	330000 Title II Teach Stipend	700.00	0.00	700.00	0.00
10E470	2210	1100	00	470000 21st Cent Sal	5,114.00	0.00	5,113.66	0.34
10E500	2210	1100	00	500000 Title I Imp Stipends	1,000.00	0.00	0.00	1,000.00
10E510	2210	1100	00	510000 At Risk Improv Sal	765.00	0.00	297.50	467.50
10E530	2210	1100	00	530000 Title II Stipend	500.00	0.00	0.00	500.00
10E810	2210	1100	00	810000 PAT BURT FLOW THRU	0.00	0.00	0.00	0.00
10E070	2210	1110	00	000000 Cent 21 Prof NC Sal	300.00	33.00	113.54	245.00
10E060	2210	1200	00	000000 Aspire Grant Sub	0.00	0.00	0.00	0.00
10E100	2210	1200	00	100000 Title I Improv Subs	0.00	0.00	0.00	0.00
10E110	2210	1200	00	110000 EC Subs Sal	0.00	0.00	0.00	0.00
10E330	2210	1200	00	330000 Title II Teach Sub Sal	100.00	0.00	100.00	0.00
10E500	2210	1200	00	500000 Title I Improv Sub	8,000.00	1,190.00	2,252.50	6,002.50
10E530	2210	1200	00	530000 Title II Teacher Sub	2,000.00	85.00	1,929.50	470.00
10E060	2210	1210	00	000000 Aspire Grant Sub	0.00	0.00	0.00	0.00
10E---	2210	1---	--	-----	32,889.00	3,096.04	15,779.75	18,103.79
10E060	2210	2110	00	000000 Aspire Grant TRS	0.00	0.00	0.00	0.00
10E070	2210	2110	00	000000 Cent 21 Prof Dev TRS	1,413.00	281.03	493.34	1,021.50
10E100	2210	2110	00	100000 Title I Improv TRS	0.00	0.00	0.00	0.00
10E110	2210	2110	00	110000 EC Sub TRS	0.00	0.00	0.00	0.00
10E120	2210	2110	00	120000 IMPROV INSTR LAPTOP TRS	1,200.00	12.67	161.21	1,038.79
10E330	2210	2110	00	330000 Title II Teach TRS	230.00	0.00	229.47	0.53
10E470	2210	2110	00	470000 21st Cent TRS	1,464.00	0.00	1,463.99	0.01
10E500	2210	2110	00	500000 Title I TRS	2,501.00	214.54	311.32	2,191.80
10E510	2210	2110	00	510000 EC TRS	10.00	0.00	3.16	6.84
10E530	2210	2110	00	530000 Prior Yr Title II TRS	894.00	20.69	296.70	598.36
10E810	2210	2110	00	810000 PAT BURT FLOW THRU TRS	0.00	0.00	0.00	0.00
10E330	2210	2130	00	330000	0.00	0.00	0.00	0.00
10E---	2210	2---	--	-----	7,712.00	528.93	2,959.19	4,857.83
10E100	2210	3140	00	100000 Title I Improv Consult	0.00	0.00	0.00	0.00
10E330	2210	3140	00	330000 Title II Consultant	0.00	0.00	0.00	0.00
10E500	2210	3140	00	500000 Title I Consultant	6,000.00	2,618.40	2,618.40	3,381.60
10E530	2210	3140	00	530000 Title II Consultant	5,872.00	1,000.00	1,000.00	4,872.00
10E100	2210	3190	00	100000 Title I Improv Reg Fee	2,547.00	0.00	2,547.00	0.00
10E110	2210	3190	00	110000 EC 3-5 Pur Serv	0.00	0.00	0.00	0.00
10E120	2210	3190	00	120000 Laptop Pur Serv	23,217.00	613.21	7,792.85	16,504.15
10E330	2210	3190	00	330000 Title II Purchase Serv	8,750.00	0.00	8,750.00	0.00
10E470	2210	3190	00	470000 21st Cent Pur Serv	158.00	0.00	158.00	0.00
10E500	2210	3190	00	500000 Title I Pur Serv	5,000.00	667.43	4,854.43	145.57
10E530	2210	3190	00	530000 Title II Pur Serv	3,500.00	1,383.00	3,289.00	773.00
10E680	2210	3190	00	680000 CHAT Pur Serv/Speaker	0.00	0.00	0.00	0.00
10E750	2210	3190	00	750000 TAOEP pur serv	0.00	0.00	0.00	0.00
10E070	2210	3320	00	000000 21st Cent Mile	900.00	-43.50	192.21	707.79
10E090	2210	3320	00	000000 Cloud Grant Improv of Instr Tr	5,000.00	310.83	467.63	4,532.37
10E090	2210	3320	00	090000 Cloud Grant Improv Inst Mileag	0.00	0.00	0.00	0.00
10E100	2210	3320	00	100000 Title I Improv Travel	1,664.00	0.00	1,663.88	0.12
10E110	2210	3320	00	110000 EC 3-5 Trav	0.00	0.00	0.00	0.00
10E110	2210	3320	01	110000 EC 0-3 Trav	0.00	0.00	0.00	0.00
10E330	2210	3320	00	330000 Title II Travel	1,487.00	-12.77	1,486.55	0.45
10E470	2210	3320	00	470000 21st Cent Mileage	224.00	0.00	223.84	0.16
10E500	2210	3320	00	500000 Title I Travel	8,000.00	840.68	1,519.81	6,664.05
10E510	2210	3320	00	510000 At Risk Improv Trav	1,650.00	0.00	736.08	913.92
10E530	2210	3320	00	530000 Prior Yr Title II Travel	1,750.00	279.67	510.28	1,239.72
10E550	2210	3320	00	550000 TAOEP Travel	1,496.00	0.00	1,339.56	156.44
10E750	2210	3320	00	750000 TAOEP Travel	0.00	0.00	0.00	0.00
10E---	2210	3---	--	-----	77,215.00	7,656.95	39,149.52	39,891.34
10E070	2210	4100	00	000000 Cent 21 Prof Dev Supp	300.00	0.00	0.00	300.00

Account Level				2011-12	December 2011-12	2011-12	Unexpended		
FDTLOC	FUNC	OBJ	SJ	Description	Budget	Monthly Activity	FY Activity	Balance	
10E100	2210	4100	00	100000	Title I Supp	0.00	0.00	0.00	0.00
10E120	2210	4100	00	120000		1,406.00	0.00	1,493.85	-87.85
10E330	2210	4100	00	330000	Title II Improv of Instruct Su	0.00	0.00	0.00	0.00
10E500	2210	4100	00	500000	Title I Supplies	500.00	0.00	0.00	500.00
10E530	2210	4100	00	530000	Title II Supplies	1,213.00	0.00	0.00	1,213.00
10E680	2210	4100	00	680000	CHAT Supplies	0.00	0.00	0.00	0.00
10E---	2210	4---	--	-----		3,419.00	0.00	1,493.85	1,925.15
10E120	2210	5500	00	120000	LAPTOP GRANT IMPRV INSTR EQUIP	8,823.00	0.00	8,823.00	0.00
10E---	2210	5---	--	-----		8,823.00	0.00	8,823.00	0.00
10E020	2220	1100	00	000000	ERES IMC Salary	51,550.00	4,173.44	28,347.30	25,347.48
10E040	2220	1100	00	000000	ERMS IMC Salary	0.00	0.00	0.00	0.00
10E050	2220	1100	00	000000	ERHS IMC Teach Sal	46,250.00	3,861.72	24,663.98	23,516.88
10E020	2220	1110	00	000000	ERES IMC Aide/Asst Sal	16,250.00	1,202.16	9,348.12	7,502.96
10E040	2220	1110	00	000000	ERMS Aide/Asst Salary	57,000.00	5,321.12	26,785.00	32,875.56
10E050	2220	1110	00	000000	HS Lib TA	18,060.00	1,775.82	7,991.19	10,956.72
10E020	2220	1200	00	000000	ERES IMC Sub Sal	600.00	42.50	127.50	472.50
10E050	2220	1200	00	000000	ERHS IMC Sub Teach Sal	600.00	0.00	467.50	175.00
10E020	2220	1210	00	000000	ERES IMC Sub Aide/Asst	500.00	0.00	0.00	500.00
10E040	2220	1210	00	000000	ERMS IMC Sub Aide	500.00	0.00	0.00	500.00
10E---	2220	1---	--	-----		191,310.00	16,376.76	97,730.59	101,847.10
10E020	2220	2110	00	000000	ERES IMC TRS	5,900.00	653.50	2,949.84	3,286.00
10E050	2220	2110	00	000000	ERHS IMC TRS	5,445.00	604.68	2,724.22	3,023.12
10E020	2220	2130	00	000000		0.00	0.00	0.00	0.00
10E040	2220	2130	00	000000		0.00	0.00	0.00	0.00
10E050	2220	2130	00	000000		0.00	0.00	0.00	0.00
10E020	2220	2200	00	000000	ERES IMC Ins Benefit	4,300.00	361.60	2,307.20	2,173.60
10E040	2220	2200	00	000000	ERMS IMC Ins Benefit	31.00	2.80	15.00	17.40
10E050	2220	2200	00	000000	ERHS IMC Ins Benefit	7,880.00	720.00	3,920.00	4,320.00
10E---	2220	2---	--	-----		23,556.00	2,342.58	11,916.26	12,820.12
10E020	2220	3140	00	000000	ERES Library Fees	100.00	0.00	10.99	89.01
10E050	2220	3190	00	000000	ERHS IMC Pur Service	2,700.00	0.00	718.00	1,982.00
10E020	2220	3230	00	000000	ERES IMC Repair/Maint	100.00	0.00	0.00	100.00
10E040	2220	3230	00	000000	ERMS IMC Rep/Maint	150.00	0.00	0.00	150.00
10E050	2220	3230	00	000000	ERHS IMC Rep/Maint	300.00	0.00	0.00	300.00
10E050	2220	3240	00	000000	ERHS IMC COPIER REPAIR	600.00	0.00	0.00	600.00
10E050	2220	3260	00	000000	ERHS IMC Postage	90.00	0.00	0.00	90.00
10E---	2220	3---	--	-----		4,040.00	0.00	728.99	3,311.01
10E020	2220	4100	00	000000	ERES IMC Supplies	1,700.00	0.00	770.82	929.18
10E040	2220	4100	00	000000	ERMS IMC Supplies	1,500.00	252.19	714.73	894.27
10E050	2220	4100	00	000000	ERHS IMC Supplies	2,000.00	0.00	508.76	1,491.24
10E240	2220	4100	00	240000	IL St Library Grnt Supp	1,525.00	1,392.88	1,392.88	132.12
10E050	2220	4110	00	000000	ERHS IMC Video Purchase	500.00	0.00	350.97	149.03
10E020	2220	4300	00	000000	ERES IMC Books	2,700.00	0.00	2,627.02	72.98
10E040	2220	4300	00	000000	ERMS IMC Books	4,500.00	243.85	2,350.92	2,149.08
10E050	2220	4300	00	000000	ERHS IMC Books	3,800.00	1,098.37	2,218.58	1,581.42
10E020	2220	4400	00	000000	ERES IMC Periodicals	600.00	0.00	0.00	600.00
10E040	2220	4400	00	000000	ERMS IMC Periodicals	800.00	0.00	721.81	78.19
10E050	2220	4400	00	000000	ERHS IMC Periodicals	2,200.00	0.00	1,982.27	217.73
10E020	2220	4700	00	000000	ERES IMC Software	1,200.00	284.05	1,138.79	220.96
10E040	2220	4700	00	000000	ERMS IMC Software	300.00	0.00	0.00	300.00
10E050	2220	4700	00	000000	ERHS IMC Software	160.00	0.00	150.00	10.00
10E---	2220	4---	--	-----		23,485.00	3,271.34	14,927.55	8,826.20
10E020	2220	5500	00	000000	ERES IMC Equipment	20,322.00	0.00	21,395.56	-1,073.56
10E040	2220	5500	00	000000	ERMS IMC Equip	0.00	0.00	0.00	0.00
10E050	2220	5500	00	000000	ERHS IMC Equip	900.00	0.00	0.00	900.00
10E---	2220	5---	--	-----		21,222.00	0.00	21,395.56	-173.56
10E020	2220	6400	00	000000	ERES IMC Dues/Fees	700.00	0.00	0.00	700.00

				Account Level	2011-12	December 2011-12	2011-12	Unexpended
FDTLOC	FUNC	OBJ	SJ	Description	Budget	Monthly Activity	FY Activity	Balance
10E040	2220	6400	00 000000	ERMS IMC Dues/Fees	700.00	0.00	0.00	700.00
10E050	2220	6400	00 000000	ERHS IMC Dues/Fees	50.00	0.00	0.00	50.00
10E---	2220	6---	-- -----		1,450.00	0.00	0.00	1,450.00
10E100	2230	3140	00 100000	Title I Scoring	0.00	0.00	0.00	0.00
10E500	2230	3140	00 500000	Title I Scoring	5,500.00	0.00	0.00	5,500.00
10E---	2230	3---	-- -----		5,500.00	0.00	0.00	5,500.00
10E100	2230	4100	00 100000	Title I Testing	0.00	0.00	0.00	0.00
10E500	2230	4100	00 500000	Title I Testing	0.00	0.00	0.00	0.00
10E---	2230	4---	-- -----		0.00	0.00	0.00	0.00
10E---	22--	----	-- -----		400,621.00	33,272.60	214,904.26	198,358.98
10E010	2310	1110	00 000000	BOE Sec/Treasure Sal	7,000.00	223.54	3,734.73	3,895.81
10E---	2310	1---	-- -----		7,000.00	223.54	3,734.73	3,895.81
10E010	2310	2130	00 000000		0.00	0.00	0.00	0.00
10E---	2310	2---	-- -----		0.00	0.00	0.00	0.00
10E010	2310	3140	00 000000	District Feasibility Consultan	0.00	0.00	0.00	0.00
10E010	2310	3160	00 000000	BOE Architectural Fees	25,000.00	0.00	0.00	25,000.00
10E010	2310	3170	00 000000	BOE Audit Fee	11,000.00	0.00	9,700.00	1,300.00
10E010	2310	3180	00 000000	BOE Reg Chicago	15,000.00	10,816.08	15,688.29	-688.29
10E010	2310	3190	00 000000	BOE Other Pur Ser	5,500.00	175.00	5,455.00	45.00
10E220	2310	3190	00 220000	BOE Background Checks	0.00	0.00	0.00	0.00
10E010	2310	3230	00 000000	BOE Repair/Maint	100.00	0.00	0.00	100.00
10E010	2310	3320	00 000000	BOE Travel	2,150.00	0.00	255.29	1,894.71
10E010	2310	3500	00 000000	BOE Advertising	5,000.00	47.60	4,468.93	531.07
10E010	2310	3600	00 000000	BOE Printing	1,000.00	0.00	0.00	1,000.00
10E010	2310	3800	00 000000	BOE Pd Cert Life Ins	32,000.00	4,663.94	16,542.52	15,457.48
10E010	2310	3850	00 000000	BOE Unemployment Comp	0.00	0.00	0.00	0.00
10E---	2310	3---	-- -----		96,750.00	15,702.62	52,110.03	44,639.97
10E010	2310	4100	00 000000	BOE Supplies	6,500.00	100.00	3,962.07	2,557.46
10E010	2310	4110	00 000000	BOE Serv Awards Supp	500.00	0.00	0.00	500.00
10E---	2310	4---	-- -----		7,000.00	100.00	3,962.07	3,057.46
10E010	2310	5500	00 000000	BOE Equipment	1,000.00	0.00	0.00	1,000.00
10E---	2310	5---	-- -----		1,000.00	0.00	0.00	1,000.00
10E010	2310	6400	00 000000	BOE Dues/Fees	12,000.00	0.00	0.00	12,000.00
10E---	2310	6---	-- -----		12,000.00	0.00	0.00	12,000.00
10E010	2320	1100	00 000000	Superintendent Salary	150,000.00	13,109.66	77,347.00	79,207.83
10E010	2320	1110	00 000000	Supt Secretary Salary	53,600.00	4,830.16	29,827.37	26,111.14
10E---	2320	1---	-- -----		203,600.00	17,939.82	107,174.37	105,318.97
10E010	2320	2110	00 000000	Superintendent TRS	19,000.00	1,539.58	10,007.34	9,762.45
10E010	2320	2130	00 000000		0.00	0.00	0.00	0.00
10E010	2320	2200	00 000000	Supt Office Ins Ben	11,780.00	981.44	6,379.96	5,891.36
10E---	2320	2---	-- -----		30,780.00	2,521.02	16,387.30	15,653.81
10E010	2320	3190	00 000000	Supt Office Pur Serv	1,000.00	45.00	903.13	321.87
10E010	2320	3230	00 000000	Supt Office Repair/Maint	600.00	0.00	7.50	592.50
10E010	2320	3240	00 000000	Supt Office Copier Rep	500.00	0.00	54.00	446.00
10E010	2320	3250	00 000000	Supt Office Rental	4,800.00	0.00	4,428.00	372.00
10E010	2320	3260	00 000000	Supt Office Postage	5,500.00	0.00	12.72	5,487.28
10E010	2320	3320	00 000000	Supt Office Travel	5,000.00	400.99	2,010.21	2,989.79
10E010	2320	3400	00 000000	Supt Office Telephone	3,000.00	163.52	1,042.69	2,116.63
10E---	2320	3---	-- -----		20,400.00	609.51	8,458.25	12,326.07
10E010	2320	4100	00 000000	Supt Office Supplies	4,000.00	489.00	2,496.74	1,503.26
10E010	2320	4240	00 000000	Supt Office Copier Paper	0.00	0.00	0.00	0.00
10E010	2320	4400	00 000000	Dist Off Subscription Renwl	200.00	0.00	145.50	54.50
10E010	2320	4700	00 000000	Supt Office Software	1,000.00	0.00	0.00	1,000.00
10E---	2320	4---	-- -----		5,200.00	489.00	2,642.24	2,557.76
10E010	2320	5500	00 000000	District Off Equipment	2,000.00	0.00	0.00	2,000.00
10E---	2320	5---	-- -----		2,000.00	0.00	0.00	2,000.00
10E010	2320	6400	00 000000	Supt Office Dues/Fees	5,000.00	0.00	569.00	4,431.00

Account Level				2011-12	December 2011-12	2011-12	Unexpended	
FDTLOC	FUNC	OBJ	SJ	Description	Budget	Monthly Activity	FY Activity	Balance
10E---	2320	6---	--	-----	5,000.00	0.00	569.00	4,431.00
10E010	2330	1100	00	000000 Asst Supt/Cur Dir Sal	45,150.00	2,314.14	7,998.42	40,923.63
10E100	2330	1100	00	100000 Title I Admin Sal	0.00	0.00	0.00	0.00
10E500	2330	1100	00	500000 Title Admin Salary	11,617.00	7,744.66	11,616.99	0.01
10E010	2330	1110	00	000000 Asst Supt Sec Sal	25,045.00	409.34	13,452.81	12,615.19
10E070	2330	1110	00	000000 Cent 21 Sec Sal	5,300.00	0.00	0.00	5,300.00
10E100	2330	1110	00	100000 Title I Admin Sec Sal	0.00	0.00	0.00	0.00
10E110	2330	1110	00	110000 PreK Admin Sec Sal	0.00	0.00	0.00	0.00
10E470	2330	1110	00	470000 21st Cent Sec Sal	0.00	0.00	0.00	0.00
10E500	2330	1110	00	500000 Title I Admin Sec Salary	2,455.00	1,636.66	2,454.99	0.01
10E510	2330	1110	00	510000 PreK Adm Sec Sal Prior	1,708.00	1,138.66	2,271.69	0.01
10E---	2330	1---	--	-----	91,275.00	13,243.46	37,794.90	58,838.85
10E010	2330	2110	00	000000 Asst Supt TRS	5,000.00	271.78	850.67	4,592.33
10E070	2330	2110	00	000000 Cent 21 TRS	2,138.00	0.00	0.00	2,138.00
10E100	2330	2110	00	100000 Title I Admin TRS	0.00	0.00	0.00	0.00
10E500	2330	2110	00	500000 Title I TRS	4,559.00	3,038.90	4,558.35	0.65
10E010	2330	2130	00	000000	0.00	0.00	0.00	0.00
10E100	2330	2130	00	100000	0.00	0.00	0.00	0.00
10E470	2330	2130	00	470000	0.00	0.00	0.00	0.00
10E010	2330	2200	00	000000 AsstSupt/CurDir/Sec Ben	7,743.00	720.00	2,297.40	5,760.60
10E---	2330	2---	--	-----	19,440.00	4,030.68	7,706.42	12,491.58
10E100	2330	3170	00	100000 Title I Audit Fee	0.00	0.00	0.00	0.00
10E500	2330	3170	00	500000 Title I Audit Fee	750.00	0.00	750.00	0.00
10E010	2330	3320	00	000000 ASST SUPT TRAVEL	1,500.00	168.72	524.17	975.83
10E100	2330	3320	00	100000 Title I Adm Travel	0.00	0.00	0.00	0.00
10E500	2330	3320	00	500000 Title I Adm Trav	0.00	0.00	0.00	0.00
10E---	2330	3---	--	-----	2,250.00	168.72	1,274.17	975.83
10E100	2330	4100	00	100000 Title I Adm Supplies	0.00	0.00	0.00	0.00
10E500	2330	4100	00	500000 Title I Adm Supp	506.00	0.00	178.23	327.77
10E---	2330	4---	--	-----	506.00	0.00	178.23	327.77
10E010	2330	6400	00	000000 Asst. Supt. Dues/Fees	3,000.00	0.00	50.00	2,950.00
10E---	2330	6---	--	-----	3,000.00	0.00	50.00	2,950.00
10E280	2331	1100	00	280000 Spec Needs Dir Sal	78,683.00	6,531.84	42,456.96	39,491.96
10E280	2331	1110	00	280000 Spec Ed Sec Sal	30,000.00	1,305.18	9,993.38	20,664.84
10E510	2331	1110	00	510000 0-3 Pre K Adm Sec	3,416.00	0.00	0.00	3,416.00
10E---	2331	1---	--	-----	112,099.00	7,837.02	52,450.34	63,572.80
10E280	2331	2110	00	280000 Spec Needs Dir TRS	9,500.00	767.10	4,986.13	4,897.42
10E280	2331	2130	00	280000	0.00	0.00	0.00	0.00
10E280	2331	2200	00	280000 Spec Ed Ins Ben	4,350.00	720.00	3,242.40	1,467.60
10E---	2331	2---	--	-----	13,850.00	1,487.10	8,228.53	6,365.02
10E920	2331	3190	00	920000 Spec Ed Purchase Service	2,000.00	149.00	496.00	1,504.00
10E920	2331	3230	00	920000 Spec Ed Rep/Maint	100.00	0.00	0.00	100.00
10E920	2331	3240	00	920000 Spec Ed Copier Repair	250.00	0.00	0.00	250.00
10E920	2331	3260	00	920000 Spec Ed Postage	3,000.00	0.00	0.00	3,000.00
10E920	2331	3320	00	920000 Spec Ed Travel	3,000.00	85.82	391.66	2,632.83
10E920	2331	3400	00	920000 Spec Ed Telephone	0.00	0.00	0.00	0.00
10E---	2331	3---	--	-----	8,350.00	234.82	887.66	7,486.83
10E920	2331	4100	00	920000 Spec Ed Supplies	5,100.00	213.24	952.22	4,171.66
10E920	2331	4130	00	920000 Spec Ed Test Supplies	500.00	0.00	0.00	500.00
10E920	2331	4240	00	920000 Spec Ed Copy Paper	0.00	0.00	0.00	0.00
10E920	2331	4700	00	920000 Spec Ed Dir Software	500.00	0.00	0.00	500.00
10E---	2331	4---	--	-----	6,100.00	213.24	952.22	5,171.66
10E920	2331	5400	00	920000 Spec Ed Dir Equipment	0.00	0.00	0.00	0.00
10E920	2331	5500	00	920000 Spec Ed Adm Equip	2,000.00	0.00	0.00	2,000.00
10E---	2331	5---	--	-----	2,000.00	0.00	0.00	2,000.00
10E920	2331	6400	00	920000 Spec Needs Coord. Dues/Fees	300.00	0.00	0.00	300.00
10E---	2331	6---	--	-----	300.00	0.00	0.00	300.00

Account Level				2011-12	December	2011-12	2011-12	Unexpended
FDTLOC	FUNC	OBJ	SJ	Description	Budget	Monthly Activity	FY Activity	Balance
10E320	2333	1100	00	320000 BLDG GROUNDS DIR SAL	0.00	-33,695.48	0.00	0.00
10E---	2333	1---	--	-----	0.00	-33,695.48	0.00	0.00
10E320	2333	2110	00	320000 BLDG/GROUNDS DIR TRS	7,900.00	0.00	5,315.90	2,584.10
10E320	2333	2200	00	320000	4,000.00	0.00	1,620.00	2,380.00
10E---	2333	2---	--	-----	11,900.00	0.00	6,935.90	4,964.10
10E---	23--	----	--	-----	661,800.00	31,105.07	311,496.36	372,325.29
10E020	2410	1100	00	000000 ERES Prin Sal	156,000.00	16,118.90	65,837.75	98,221.70
10E040	2410	1100	00	000000 ERMS Principal Sal	72,128.00	7,586.62	31,144.08	44,777.23
10E050	2410	1100	00	000000 ERHS Principal Salary	144,535.00	15,005.64	61,523.16	90,514.66
10E020	2410	1110	00	000000 ERES Sec Sal	112,045.00	7,764.86	57,996.86	57,930.57
10E040	2410	1110	00	000000 ERMS Secretarial Sal	38,500.00	2,085.50	19,770.74	19,772.01
10E050	2410	1110	00	000000 ERHS Principal Sec Sal	75,000.00	5,763.52	41,999.81	35,881.95
10E020	2410	1210	00	000000 ERES Sub Sec Sal	5,000.00	0.00	1,038.33	3,978.67
10E040	2410	1210	00	000000 ERMS Sub Secretary Sal	6,500.00	0.00	1,394.00	5,106.00
10E050	2410	1210	00	000000 ERHS Princ Sub Sec Sal	5,000.00	0.00	601.12	4,398.88
10E---	2410	1---	--	-----	614,708.00	54,325.04	281,305.85	360,581.67
10E020	2410	2110	00	000000 ERES Prin TRS	23,500.00	2,153.48	11,943.23	12,633.51
10E040	2410	2110	00	000000 ERMS Principal TRS	12,000.00	1,187.94	5,375.91	7,218.06
10E050	2410	2110	00	000000 ERHS Principal TRS	22,000.00	1,762.24	11,472.62	11,408.50
10E020	2410	2130	00	000000	0.00	0.00	0.00	0.00
10E040	2410	2130	00	000000	0.00	0.00	0.00	0.00
10E050	2410	2130	00	000000	0.00	0.00	0.00	0.00
10E020	2410	2200	00	000000 ERES Prin Ins Benefit	800.00	8.40	732.20	72.00
10E040	2410	2200	00	000000 ERMS Prin Ins Ben	4,710.00	361.20	2,330.80	2,559.80
10E050	2410	2200	00	000000 ERHS Principals Ins Ben	13,700.00	1,082.40	7,715.00	6,526.20
10E---	2410	2---	--	-----	76,710.00	6,555.66	39,569.76	40,418.07
10E020	2410	3190	00	000000 ERES Prin Off Pur Serv	3,760.00	0.00	895.00	2,865.00
10E040	2410	3190	00	000000 ERMS Prin Purchase Serv	0.00	0.00	380.00	-380.00
10E050	2410	3190	00	000000 ERHS Principal Pur Serv	5,000.00	550.00	860.75	4,274.20
10E020	2410	3230	00	000000 ERES Prin Off Rep/Maint	50.00	0.00	0.00	50.00
10E040	2410	3230	00	000000 ERMS Prin Rep/Maint	100.00	0.00	78.00	22.00
10E050	2410	3230	00	000000 ERHS Princ Rep/Maint	500.00	119.95	440.15	59.85
10E020	2410	3240	00	000000 ERES Prin Copier Repair	500.00	0.00	34.00	466.00
10E040	2410	3240	00	000000 ERMS Prin Copier Repair	450.00	0.00	0.00	450.00
10E050	2410	3240	00	000000 ERHS Prin Copier Repair	500.00	0.00	225.75	274.25
10E020	2410	3320	00	000000 ERES Prin Off Travel	1,500.00	0.00	1,927.01	-427.01
10E040	2410	3320	00	000000 ERMS Prin Travel	500.00	11.00	383.07	116.93
10E050	2410	3320	00	000000 ERHS Principal Travel	1,500.00	83.25	845.89	654.11
10E020	2410	3400	00	000000 ERES Prin Off Telephone	13,000.00	671.41	3,631.20	9,992.84
10E040	2410	3400	00	000000 ERMS Prin Telephone	4,500.00	272.17	1,650.96	3,124.31
10E050	2410	3400	00	000000 ERHS Principal Telephone	10,000.00	466.99	3,331.92	7,171.88
10E020	2410	3600	00	000000 ERES Printing	4,000.00	42.96	2,971.10	1,028.90
10E040	2410	3600	00	000000 ERMS Printing	4,000.00	0.00	3,752.92	247.08
10E050	2410	3600	00	000000 ERHS Printing	8,000.00	0.00	6,708.62	1,291.38
10E---	2410	3---	--	-----	57,860.00	2,217.73	28,116.34	31,281.72
10E020	2410	4100	00	000000 ERES Prin Off Supplies	6,300.00	0.00	3,630.20	2,669.80
10E040	2410	4100	00	000000 ERMS Prin Supplies	6,000.00	162.95	3,556.65	2,472.14
10E050	2410	4100	00	000000 ERHS Principal Supplies	9,000.00	118.48	3,438.71	5,561.29
10E020	2410	4240	00	000000 ERES Copier Toner	900.00	0.00	765.00	135.00
10E050	2410	4240	00	000000 ERHS Prin Copier Toner	600.00	0.00	475.00	125.00
10E020	2410	4250	00	000000 ERES Copier Parts	1,200.00	0.00	30.00	1,170.00
10E050	2410	4400	00	000000 ERHS Prin Subscriptions	0.00	0.00	0.00	0.00
10E020	2410	4700	00	000000 ERES Prin Off Software	200.00	0.00	0.00	200.00
10E040	2410	4700	00	000000 ERMS Prin Software	0.00	0.00	0.00	0.00
10E050	2410	4700	00	000000 ERHS Principal Software	100.00	0.00	0.00	100.00
10E---	2410	4---	--	-----	24,300.00	281.43	11,895.56	12,433.23
10E020	2410	5500	00	000000 ERES Principal Equip	5,000.00	0.00	0.00	5,000.00

Account Level				2011-12	December 2011-12	2011-12	Unexpended	
FDTLOC	FUNC	OBJ	SJ	Description	Budget	Monthly Activity	FY Activity	Balance
10E040	2410	5500	00 000000	ERMS Principal Equip	600.00	724.00	724.00	-124.00
10E050	2410	5500	00 000000	ERHS Principal Equip	1,000.00	0.00	0.00	1,000.00
10E---	2410	5---	--		6,600.00	724.00	724.00	5,876.00
10E020	2410	6400	00 000000	ERES Prin Dues/Fees	1,500.00	0.00	1,365.00	135.00
10E040	2410	6400	00 000000	ERMS Prin Dues/Fees	1,000.00	0.00	216.50	783.50
10E050	2410	6400	00 000000	ERHS Principal Dues/Fees	3,100.00	0.00	1,846.56	1,253.44
10E---	2410	6---	--		5,600.00	0.00	3,428.06	2,171.94
10E---	24--	----	--		785,778.00	64,103.86	365,039.57	452,762.63
10E010	2520	1110	00 000000	Fiscal Service Salaries	105,000.00	7,374.40	59,009.55	49,677.65
10E---	2520	1---	--		105,000.00	7,374.40	59,009.55	49,677.65
10E010	2520	2110	00 000000		0.00	0.00	0.00	0.00
10E010	2520	2130	00 000000		0.00	0.00	0.00	0.00
10E010	2520	2200	00 000000	Fiscal Service Ins Ben	8,650.00	720.00	4,680.00	4,330.00
10E---	2520	2---	--		8,650.00	720.00	4,680.00	4,330.00
10E010	2520	3100	00 000000	Medicaid Fee	0.00	0.00	0.00	0.00
10E010	2520	3190	00 000000	Fiscal Service Pur Serv	23,000.00	41.00	3,631.00	19,404.00
10E010	2520	3230	00 000000	Fiscal Sevice Repair/Maint	500.00	0.00	0.00	500.00
10E010	2520	3320	00 000000	Fiscal Service Travel	3,500.00	2,572.40	3,373.68	126.32
10E---	2520	3---	--		27,000.00	2,613.40	7,004.68	20,030.32
10E010	2520	4100	00 000000	Fiscal Service Supplies	1,500.00	-4,860.00	-9.90	1,500.00
10E010	2520	4700	00 000000	Fiscal Service Software	0.00	0.00	0.00	0.00
10E---	2520	4---	--		1,500.00	-4,860.00	-9.90	1,500.00
10E010	2520	5500	00 000000	Fiscal Service Equipment	0.00	0.00	0.00	0.00
10E---	2520	5---	--		0.00	0.00	0.00	0.00
10E010	2521	3190	00 000000	Mattoon Coop Wrhs Rental	2,000.00	0.00	1,226.56	773.44
10E---	2521	3---	--		2,000.00	0.00	1,226.56	773.44
10E020	2540	1110	00 000000	ERES Cust Sal	132,000.00	12,036.70	79,283.58	58,628.40
10E040	2540	1110	00 000000	ERMS Cust Salary	108,000.00	10,535.69	66,206.43	47,073.63
10E050	2540	1110	00 000000	ERHS Cust Salary	223,200.00	21,636.53	148,038.52	85,503.84
10E020	2540	1210	00 000000	ERES Cust Sub Sal	5,000.00	81.00	2,585.25	2,414.75
10E040	2540	1210	00 000000	ERMS Cust Sub Sal	3,000.00	328.50	976.50	2,023.50
10E050	2540	1210	00 000000	ERHS Cust Sub Salary	5,000.00	524.25	4,104.00	1,033.25
10E---	2540	1---	--		476,200.00	45,142.67	301,194.28	196,677.37
10E020	2540	2130	00 000000		0.00	0.00	0.00	0.00
10E040	2540	2130	00 000000		0.00	0.00	0.00	0.00
10E050	2540	2130	00 000000		0.00	0.00	0.00	0.00
10E020	2540	2200	00 000000	ERES Cust Ins Benefit	13,000.00	1,081.20	7,017.80	6,522.80
10E040	2540	2200	00 000000	ERMS Cust Ins Ben	12,960.00	1,080.00	7,200.00	6,300.00
10E050	2540	2200	00 000000	ERHS Cust Ins Ben	27,000.00	2,160.00	14,940.00	13,140.00
10E---	2540	2---	--		52,960.00	4,321.20	29,157.80	25,962.80
10E010	2540	4650	00 000000	ADMIN Natural Gas	1,000.00	77.74	199.05	800.95
10E020	2540	4650	00 000000	ERES Natural Gas	30,000.00	1,900.47	3,495.37	26,504.63
10E040	2540	4650	00 000000	ERMS Natural Gas	9,000.00	972.54	2,009.61	6,990.39
10E050	2540	4650	00 000000	ERHS Natural Gas	55,000.00	4,965.13	10,285.04	44,714.96
10E020	2540	4660	00 000000	ERES Electric	130,000.00	9,848.54	79,660.20	59,579.99
10E040	2540	4660	00 000000	ERMS Electric	75,000.00	6,560.69	27,604.05	47,395.95
10E050	2540	4660	00 000000	ERHS Electric	90,000.00	7,403.99	46,168.35	43,831.65
10E---	2540	4---	--		390,000.00	31,729.10	169,421.67	229,818.52
10E070	2550	1110	00 000000	Cent 7 trans sal	1,316.00	0.00	0.00	1,316.00
10E100	2550	1110	00 100000	Summer School Trans Sal	2,549.00	0.00	2,548.56	0.44
10E110	2550	1110	00 110000	PreK Transport Sal	0.00	0.00	0.00	0.00
10E210	2550	1110	00 210000	ROE Pre K Bus/Aide Sal	7,500.00	0.00	0.00	7,500.00
10E470	2550	1110	00 470000	21st Cent Tran Sal	677.00	0.00	676.40	0.60
10E500	2550	1110	00 500000	Summer School Trans Sal	3,000.00	0.00	0.00	3,000.00
10E510	2550	1110	00 510000	At Risk Trans Sal	40,838.00	4,305.46	19,381.20	23,375.43
10E---	2550	1---	--		55,880.00	4,305.46	22,606.16	35,192.47
10E110	2550	2130	00 110000		0.00	0.00	0.00	0.00

Account Level				2011-12	December 2011-12	2011-12	Unexpended	
FDTLOC	FUNC	OBJ	SJ	Description	Budget	Monthly Activity	FY Activity	Balance
10E---	2550	2---	--	-----	0.00	0.00	0.00	0.00
10E080	2550	3230	00	000000 Van Repair / Maintenance	3,500.00	0.00	434.00	3,066.00
10E070	2550	3310	00	000000 21st Cent Field Trip	9,935.00	1,578.85	3,137.15	6,797.85
10E100	2550	3310	00	100000 Title I Summer School	2,257.00	0.00	2,257.00	0.00
10E110	2550	3310	00	110000 Pre-K Trans Operations	0.00	0.00	0.00	0.00
10E210	2550	3310	00	210000 ROE Pre K Trans Operations	1,000.00	0.00	629.29	370.71
10E470	2550	3310	00	470000 21st Cent Trans Serv	5,902.00	0.00	5,902.05	-0.05
10E500	2550	3310	00	500000 Title I Trans Operation Exp.	3,000.00	0.00	0.00	3,000.00
10E510	2550	3310	00	510000 PreK Trans Operation Exp	0.00	0.00	0.00	0.00
10E080	2550	3400	00	000000 Bus Barn Telephone	15,000.00	688.64	5,014.75	10,132.32
10E080	2550	3700	00	000000 Bus Barn Water/Sewer	500.00	272.00	272.00	228.00
10E---	2550	3---	--	-----	41,094.00	2,539.49	17,646.24	23,594.83
10E080	2550	4100	00	000000 Van Supplies	3,000.00	607.25	823.71	2,176.29
10E080	2550	4640	00	000000 Bus Barn Van Fuel(Wh/Sil)	10,000.00	0.00	85.00	9,915.00
10E080	2550	4650	00	000000 Bus Barn Natural Gas	3,000.00	325.42	618.88	2,381.12
10E080	2550	4660	00	000000 Bus Barn Electric	4,500.00	182.35	1,486.85	3,013.15
10E---	2550	4---	--	-----	20,500.00	1,115.02	3,014.44	17,485.56
10E510	2551	1110	00	510000 At Risk New Bus/Aide Sal	0.00	0.00	0.00	0.00
10E---	2551	1---	--	-----	0.00	0.00	0.00	0.00
10E420	2560	1110	00	420000 Food Service Salary	335,000.00	30,784.20	170,500.91	179,963.13
10E420	2560	1210	00	420000 Food Service Sub Sal	6,500.00	2,622.13	7,273.78	184.10
10E---	2560	1---	--	-----	341,500.00	33,406.33	177,774.69	180,147.23
10E420	2560	2110	00	420000	0.00	0.00	0.00	0.00
10E420	2560	2130	00	420000	0.00	0.00	0.00	0.00
10E420	2560	2200	00	420000 Food Service Ins Ben	45,000.00	2,895.20	19,388.80	27,058.80
10E---	2560	2---	--	-----	45,000.00	2,895.20	19,388.80	27,058.80
10E350	2560	3140	00	350000 Food Service Train,Lic	1,900.00	35.00	146.00	1,754.00
10E350	2560	3190	00	350000 Food Service Purch Serv	2,500.00	388.97	388.97	2,111.03
10E350	2560	3230	00	350000 Food Service Rep/Maint	2,000.00	0.00	0.00	2,000.00
10E350	2560	3260	00	350000 Food Service Postage	500.00	0.00	9.77	490.23
10E350	2560	3320	00	350000 Food Service Travel	350.00	40.85	557.49	-207.49
10E---	2560	3---	--	-----	7,250.00	464.82	1,102.23	6,147.77
10E110	2560	4100	00	110000 PreK Food Serv Supp	205.00	0.00	204.25	0.75
10E210	2560	4100	00	210000 ROE At-Risk Snacks	500.00	0.00	0.00	500.00
10E420	2560	4100	00	420000 Food Service Supplies	350,000.00	43,354.14	168,465.70	182,142.53
10E510	2560	4100	00	510000 Pre K Food Supp	5,100.00	0.00	1,028.57	4,071.43
10E510	2560	4110	00	510000 0-3 Food Serv Suppl	5,000.00	8.25	199.67	4,800.33
10E420	2560	4640	00	420000 Food Service Fuel	500.00	0.00	0.00	500.00
10E420	2560	4700	00	420000 Food Service Software	0.00	0.00	220.00	-220.00
10E---	2560	4---	--	-----	361,305.00	43,362.39	170,118.19	191,795.04
10E430	2560	5500	00	430000 Food Serv Equip	32,000.00	565.00	2,154.99	29,845.01
10E---	2560	5---	--	-----	32,000.00	565.00	2,154.99	29,845.01
10E---	25--	----	--	-----	1,967,839.00	175,694.48	985,490.38	1,040,036.81
10E070	2620	1100	00	000000 21st Cent Eval Sal	1,995.00	44.00	165.00	1,863.00
10E010	2620	1110	00	000000 JFF research sal	10,000.00	0.00	660.00	9,340.00
10E---	2620	1---	--	-----	11,995.00	44.00	825.00	11,203.00
10E070	2620	2110	00	000000	725.00	16.39	61.45	675.84
10E---	2620	2---	--	-----	725.00	16.39	61.45	675.84
10E010	2620	3190	00	000000 Dist Staff Dvlopment Plan	24,000.00	3,744.00	15,974.10	8,025.90
10E070	2620	3190	00	000000 21st Cent Pur Serv	4,000.00	0.00	0.00	4,000.00
10E470	2620	3190	00	470000 21st Cent Pur Serv	1,327.00	0.00	1,326.50	0.50
10E070	2620	3320	00	000000 Century 21 Travel	1,000.00	0.00	0.00	1,000.00
10E470	2620	3320	00	470000 21st Cent Trav	0.00	0.00	0.00	0.00
10E---	2620	3---	--	-----	30,327.00	3,744.00	17,300.60	13,026.40
10E010	2620	4100	00	000000 Dist Staff Devlpment Supp	1,000.00	0.00	200.49	799.51
10E070	2620	4100	00	000000 21st Cent Supp	100.00	0.00	0.00	100.00
10E470	2620	4100	00	470000 21st Cent Supp	49.00	0.00	48.57	0.43

				Account Level	2011-12	December 2011-12	2011-12	Unexpended
FDTLOC	FUNC	OBJ	SJ	Description	Budget	Monthly Activity	FY Activity	Balance
10E---	2620	4---	--	-----	1,149.00	0.00	249.06	899.94
10E010	2630	3400	00	000000 District Alert Now System	8,500.00	0.00	7,163.00	1,337.00
10E---	2630	3---	--	-----	8,500.00	0.00	7,163.00	1,337.00
10E010	2660	1100	00	000000 District Comp Tech Salary	59,500.00	4,940.92	31,928.74	30,041.72
10E010	2660	1110	00	000000 District Comp Tech Salary	75,000.00	5,740.74	40,684.77	37,185.60
10E---	2660	1---	--	-----	134,500.00	10,681.66	72,613.51	67,227.32
10E010	2660	2110	00	000000 District Comp Tech TRS	7,000.00	773.70	3,481.65	3,905.20
10E010	2660	2130	00	000000	0.00	0.00	0.00	0.00
10E010	2660	2200	00	000000 Dist Computer Tech Ins	9,375.00	721.20	4,847.20	4,888.40
10E---	2660	2---	--	-----	16,375.00	1,494.90	8,328.85	8,793.60
10E010	2660	3190	00	000000 District Comp Tech Pur Serv	50,000.00	0.00	0.00	50,000.00
10E010	2660	3230	00	000000 District Comp Tech Rep/Maint	500.00	0.00	0.00	500.00
10E010	2660	3320	00	000000 Dist Computer Tech Mileage	500.00	0.00	0.00	500.00
10E---	2660	3---	--	-----	51,000.00	0.00	0.00	51,000.00
10E010	2660	4100	00	000000 District Comp Tech Supplies	8,000.00	26.40	26.40	7,973.60
10E010	2660	4700	00	000000 District Comp Tech Software	15,000.00	4,860.00	4,860.00	10,140.00
10E---	2660	4---	--	-----	23,000.00	4,886.40	4,886.40	18,113.60
10E010	2660	5500	00	000000 District Comp Tech Equipment	20,000.00	0.00	0.00	20,000.00
10E---	2660	5---	--	-----	20,000.00	0.00	0.00	20,000.00
10E---	26--	----	--	-----	297,571.00	20,867.35	111,427.87	192,276.70
10E070	2900	1100	00	000000 21st Cent Fac Sal	9,296.00	1,325.10	4,998.70	4,767.35
10E470	2900	1100	00	470000 21st Cent Sal	396.00	0.00	396.00	0.00
10E---	2900	1---	--	-----	9,692.00	1,325.10	5,394.70	4,767.35
10E070	2900	2110	00	000000 21st Cent Fac TRS	2,900.00	335.91	1,521.86	1,474.41
10E470	2900	2110	00	470000 21st Cent TRS	148.00	0.00	147.48	0.52
10E---	2900	2---	--	-----	3,048.00	335.91	1,669.34	1,474.93
10E070	2900	4100	00	000000 21st Cent Supp	200.00	0.00	0.00	200.00
10E---	2900	4---	--	-----	200.00	0.00	0.00	200.00
10E---	29--	----	--	-----	12,940.00	1,661.01	7,064.04	6,442.28
10E070	3000	1100	00	000000 21st Century Comm Serv Sal	2,376.00	396.50	1,192.96	1,293.04
10E100	3000	1100	00	100000 Title I Prnt Invl Sal	3,576.00	0.00	3,575.20	0.80
10E110	3000	1100	00	110000 PreK 0-3 Teach Sal	2,496.00	0.00	2,495.68	0.32
10E500	3000	1100	00	500000 Title I Prnt Invl Sal Pr	19,250.00	1,894.84	8,526.78	11,670.64
10E510	3000	1100	00	510000 PreK 0-3 Teach Sal Prior	75,000.00	6,679.97	29,285.42	48,730.29
10E100	3000	1110	00	100000 Title I N/C	0.00	0.00	0.00	0.00
10E500	3000	1110	00	500000 Title I N/C sal	500.00	30.00	279.87	220.13
10E100	3000	1300	00	100000 Title I St Joe Tutor Sal	0.00	0.00	0.00	0.00
10E500	3000	1300	00	500000 St Joe Title I Tutoring	6,694.00	693.00	2,445.55	4,626.00
10E---	3000	1---	--	-----	109,892.00	9,694.31	47,801.46	66,541.22
10E070	3000	2110	00	000000 21st Cent TRS	932.00	124.22	374.08	598.87
10E100	3000	2110	00	100000 Title I Prnt Invl TRS	0.00	0.00	0.00	0.00
10E110	3000	2110	00	110000 PreK 0-3 Teacher TRS	0.00	0.00	0.00	0.00
10E500	3000	2110	00	500000 Title I PRNT IN VL TRS	8,943.00	940.84	4,233.78	5,179.64
10E510	3000	2110	00	510000 Pre-K 0-3 TRS	7,500.00	625.36	2,723.15	5,051.44
10E100	3000	2130	00	100000	0.00	0.00	0.00	0.00
10E100	3000	2200	00	100000 Title I Prnt Inl Ins Ben	340.00	0.00	340.00	0.00
10E110	3000	2200	00	110000 PreK 0-3 Teach Ins Ben	238.00	0.00	238.00	0.00
10E500	3000	2200	00	500000 Title I Ins Ben Prior	1,800.00	180.00	810.00	1,080.00
10E510	3000	2200	00	510000 PreK 0-3 Ins Ben Prior	3,800.00	361.20	1,625.40	2,355.20
10E---	3000	2---	--	-----	23,553.00	2,231.62	10,344.41	14,265.15
10E100	3000	3140	00	100000 Title I Prnt Invl Cnslt	0.00	0.00	0.00	0.00
10E330	3000	3140	00	330000 Title II St Joe Consult	0.00	0.00	0.00	0.00
10E500	3000	3140	00	500000 Title I St Joe Reg	1,200.00	-100.00	360.00	900.00
10E010	3000	3190	00	000000 Dist Comm Serv Pur Serv	15,000.00	0.00	0.00	15,000.00
10E070	3000	3190	00	000000 21st Cent Pur Serv	3,000.00	151.67	245.67	2,754.33
10E100	3000	3190	00	100000 Title I Comm Serv PurSer	0.00	0.00	0.00	0.00
10E130	3000	3190	00	130000 Walmart TAPP pur serv	0.00	0.00	0.00	0.00

				Account Level	2011-12	December 2011-12	2011-12	Unexpended
FDTLOC	FUNC	OBJ	SJ	Description	Budget	Monthly Activity	FY Activity	Balance
10E170	3000	3190	00	170000 Drug Free St Joe Labor	0.00	0.00	0.00	0.00
10E470	3000	3190	00	470000 21st Cent Pur Serv	0.00	0.00	0.00	0.00
10E500	3000	3190	00	500000 Title I Comm Serv Pur Serv	1,412.00	0.00	1,076.09	335.91
10E510	3000	3190	00	510000 PreKdg 0-3 Pur Servcs	1,755.00	378.00	1,029.75	725.25
10E530	3000	3190	00	530000 Title II St Joe Pur Serv	1,177.00	175.00	1,177.00	-60.00
10E690	3000	3190	00	690000 TAPS Purchase Service	0.00	0.00	0.00	0.00
10E730	3000	3190	00	730000 JFF Tapps Pur Serv	2,000.00	330.78	1,425.07	574.93
10E100	3000	3250	00	100000 Title I Prnt Invl Rent	0.00	0.00	0.00	0.00
10E010	3000	3320	00	000000 Dist Comm Serv Mileage	10,000.00	0.00	0.00	10,000.00
10E100	3000	3320	00	100000 Title I St Joe Travel	0.00	0.00	0.00	0.00
10E110	3000	3320	00	110000 PreK 0-3 Travel	0.00	0.00	0.00	0.00
10E330	3000	3320	00	330000 Title II St Joe Travel	0.00	0.00	0.00	0.00
10E500	3000	3320	00	500000 Title I Parent Coord Mileage	500.00	122.10	122.10	377.90
10E500	3000	3320	01	500000 Title I St Joe Mileage	770.00	0.00	0.00	770.00
10E510	3000	3320	00	510000 At Risk 0-3 Trav	5,928.00	168.26	396.93	5,531.07
10E530	3000	3320	00	530000 Title II Trav	0.00	0.00	0.00	0.00
10E---	3000	3---	--	-----	42,742.00	1,225.81	5,832.61	36,909.39
10E010	3000	4100	00	000000 Dist Comm Serv Supp	1,500.00	0.00	0.00	1,500.00
10E070	3000	4100	00	000000 21st Cent Comm Serv Supplies	1,847.00	5.77	93.09	1,853.60
10E100	3000	4100	00	100000 Title I Prnt Invl Supp	0.00	0.00	0.00	0.00
10E110	3000	4100	00	110000 PreK 0-3 Supplies	0.00	0.00	0.00	0.00
10E130	3000	4100	00	130000 Walmart TAPP supp	0.00	0.00	0.00	0.00
10E170	3000	4100	00	170000 Title IV St Joe Supp	0.00	0.00	0.00	0.00
10E330	3000	4100	00	330000 Title II St Joe Supplies	732.00	0.00	731.31	0.69
10E470	3000	4100	00	470000 21st Cent Sup	590.00	0.00	589.26	0.74
10E500	3000	4100	00	500000 Title I Parent Coord Supplies	500.00	-654.62	320.27	179.73
10E510	3000	4100	00	510000 At Risk 0-3 Supp	13,088.00	959.90	1,890.44	11,444.91
10E690	3000	4100	00	690000 TAPS Supplies	0.00	0.00	0.00	0.00
10E730	3000	4100	00	730000 JFF Tapps Supp	1,741.00	438.05	1,472.98	268.02
10E100	3000	4110	00	100000 Title I St Joe Supp	268.00	0.00	267.99	0.01
10E500	3000	4110	00	500000 Title I St Joe Supp	6,081.00	15.52	444.78	5,636.22
10E---	3000	4---	--	-----	26,347.00	764.62	5,810.12	20,883.92
10E110	3001	1100	00	110000 PreK 3-5 Teach Sal	4,635.00	0.00	4,634.84	0.16
10E510	3001	1100	00	510000 PreK 3-5 Teach Sal Prior	18,700.00	1,852.84	8,337.78	11,288.64
10E---	3001	1---	--	-----	23,335.00	1,852.84	12,972.62	11,288.80
10E110	3001	2110	00	110000 PreK 3-5 Teach TRS	0.00	0.00	0.00	0.00
10E510	3001	2110	00	510000 Pre-K 3-5 TRS	2,750.00	290.14	1,305.63	1,589.44
10E110	3001	2200	00	110000 PreK 3-5 Teach Ins Ben	442.00	0.00	442.00	0.00
10E510	3001	2200	00	510000 PreK 3-5 Ins Ben Prior	1,800.00	180.00	810.00	1,080.00
10E---	3001	2---	--	-----	4,992.00	470.14	2,557.63	2,669.44
10E110	3002	1100	00	110000 PreK Comm Serv Sal	3,576.00	0.00	3,575.20	0.80
10E510	3002	1100	00	510000 PreK Com Serv Sal Prior	19,150.00	1,894.84	8,526.78	11,570.64
10E110	3002	1110	00	110000 PreK Block Com Serv Sec	3,241.00	0.00	3,240.97	0.03
10E510	3002	1110	00	510000 PreK Block Com Prior	5,637.00	0.00	0.00	5,637.00
10E---	3002	1---	--	-----	31,604.00	1,894.84	15,342.95	17,208.47
10E110	3002	2110	00	110000 PreK Comm Serv TRS	0.00	0.00	0.00	0.00
10E510	3002	2110	00	510000 Pre-K Comm Serv TRS	2,700.00	296.72	1,335.24	1,513.12
10E110	3002	2200	00	110000 PreK Comm Serv Ins Ben	342.00	0.00	341.80	0.20
10E510	3002	2200	00	510000 PreK Block Com Prior	1,800.00	180.00	810.00	1,080.00
10E---	3002	2---	--	-----	4,842.00	476.72	2,487.04	2,593.32
10E110	3002	3190	00	110000 PreK Comm Serv Pur Serv	0.00	0.00	0.00	0.00
10E110	3002	3250	00	110000 PreK Comm Serv Rental	0.00	0.00	0.00	0.00
10E510	3002	3250	00	510000 At Risk Rental	1,085.00	0.00	0.00	1,085.00
10E110	3002	3320	00	110000 PreK Comm Serv Travel	0.00	0.00	0.00	0.00
10E510	3002	3320	00	510000 At Risk Travel	0.00	0.00	0.00	0.00
10E---	3002	3---	--	-----	1,085.00	0.00	0.00	1,085.00
10E110	3002	4100	00	110000 PreK Comm Serv Supplies	0.00	0.00	0.00	0.00

				Account Level	2011-12	December	2011-12	2011-12	Unexpended
FDTLOC	FUNC	OBJ	SJ	Description	Budget	Monthly Activity	FY Activity	Balance	
10E510	3002	4100	00	510000 PreKdg. Comm Serv Supp	1,000.00	0.00	0.00	1,000.00	
10E---	3002	4---	--	-----	1,000.00	0.00	0.00	1,000.00	
10E---	30--	----	--	-----	269,392.00	18,610.90	103,148.84	174,444.71	
10E260	4120	8120	00	260000 Spec Ed Tuition Other Public	0.00	-9,859.08	0.00	0.00	
10E---	4120	8---	--	-----	0.00	-9,859.08	0.00	0.00	
10E---	41--	----	--	-----	0.00	-9,859.08	0.00	0.00	
10E010	4210	6740	00	000000 Reg Ed Public CARBONDALE Tuiti	16,000.00	660.00	1,178.00	14,822.00	
10E---	4210	6---	--	-----	16,000.00	660.00	1,178.00	14,822.00	
10E010	4220	6700	00	000000 Sp Ed Public SESE Tutition	318,275.00	0.00	238,706.25	79,568.75	
10E---	4220	6---	--	-----	318,275.00	0.00	238,706.25	79,568.75	
10E---	42--	----	--	-----	334,275.00	660.00	239,884.25	94,390.75	
1-E---	----	----	--	-----	15,232,726.00	1,213,768.03	7,589,515.11	8,174,805.73	
20E010	2530	3140	00	000000 Honeywell Perf Contract	230,000.00	0.00	229,700.00	300.00	
20E010	2530	3190	00	000000 Dist Construct Pur Serv	1,000.00	0.00	202.40	797.60	
20E---	2530	3---	--	-----	231,000.00	0.00	229,902.40	1,097.60	
20E010	2540	3190	00	000000 Dist Maint-Pur Serv/Physical	5,500.00	1,322.84	3,100.04	2,399.96	
20E020	2540	3190	00	000000 ERES Maint Agreement	11,000.00	1,186.00	7,930.80	3,069.20	
20E040	2540	3190	00	000000 ERMS Maint agreement	1,700.00	535.00	1,526.90	173.10	
20E010	2540	3210	00	000000 Dist Terminx	0.00	0.00	0.00	0.00	
20E020	2540	3210	00	000000 ERES Termnx/Trash Serv	5,000.00	352.62	2,421.00	2,931.62	
20E040	2540	3210	00	000000 ERMS Termnxs/Trash Serv	3,500.00	234.87	2,426.38	1,308.49	
20E050	2540	3210	00	000000 ERHS Termnx/Trash Serv	8,000.00	615.80	5,077.96	3,537.84	
20E010	2540	3230	00	000000 Dist Maint Rep/Maint	5,500.00	765.00	3,633.87	1,866.13	
20E020	2540	3230	00	000000 ERES Repair/Maint	5,000.00	179.50	4,452.25	547.75	
20E040	2540	3230	00	000000 ERMS Cust Rep/Maint	2,500.00	0.00	82.50	2,417.50	
20E050	2540	3230	00	000000 ERHS Cust Rep/Maint	4,000.00	320.00	3,824.25	175.75	
20E010	2540	3250	00	000000 Dist Maint Rental	3,000.00	0.00	0.00	3,000.00	
20E010	2540	3260	00	000000 DIST-WIDE UPS/POSTAGE	100.00	20.53	69.23	33.56	
20E010	2540	3320	00	000000 Dist Maint Travel	1,000.00	0.00	755.26	244.74	
20E020	2540	3700	00	000000 ERES Water/Sewer	6,500.00	512.67	2,905.31	4,251.80	
20E040	2540	3700	00	000000 ERMS Water/Sewer	4,000.00	355.67	2,440.77	1,977.70	
20E050	2540	3700	00	000000 ERHS Water/Sewer	15,000.00	971.57	9,025.54	7,020.42	
20E---	2540	3---	--	-----	81,300.00	7,372.07	49,672.06	34,955.56	
20E010	2540	4100	00	000000 Dist Maint Supplies	116,000.00	5,113.98	56,504.36	59,918.41	
20E020	2540	4100	00	000000 ERES Cust Supp	0.00	0.00	0.00	0.00	
20E050	2540	4110	00	000000 ERHS Athletic Fld Supp	6,000.00	0.00	2,808.29	3,191.71	
20E010	2540	4640	00	000000 Dist Maint Fuel	5,000.00	0.00	0.00	5,000.00	
20E---	2540	4---	--	-----	127,000.00	5,113.98	59,312.65	68,110.12	
20E010	2540	5500	00	000000 Dist Maint Equip	5,000.00	0.00	2,381.24	2,618.76	
20E020	2540	5500	00	000000 ERES Cust Equipment	40,000.00	0.00	31,630.94	8,369.06	
20E040	2540	5500	00	000000 ERMS Cust Equip	2,500.00	0.00	0.00	2,500.00	
20E050	2540	5500	00	000000 ERHS Classrm Equip	6,000.00	0.00	0.00	6,000.00	
20E---	2540	5---	--	-----	53,500.00	0.00	34,012.18	19,487.82	
20E010	2541	1110	00	000000 District Maint Sal	65,000.00	5,225.26	2,991.79	64,620.84	
20E---	2541	1---	--	-----	65,000.00	5,225.26	2,991.79	64,620.84	
20E010	2541	2130	00	000000	0.00	0.00	0.00	0.00	
20E010	2541	2200	00	000000 District Maint Ins Ben	4,320.00	360.00	2,340.00	2,160.00	
20E---	2541	2---	--	-----	4,320.00	360.00	2,340.00	2,160.00	
20E010	2541	3190	00	000000 District Maint Pur Ser	1,000.00	0.00	25.00	975.00	
20E---	2541	3---	--	-----	1,000.00	0.00	25.00	975.00	
20E010	2541	4650	00	000000 Dist Warehouse Nat Gas	1,500.00	70.19	219.65	1,280.35	
20E---	2541	4---	--	-----	1,500.00	70.19	219.65	1,280.35	
20E010	2542	1110	00	000000 Dist Summer Maint Sal	35,000.00	0.00	24,861.86	10,138.14	
20E---	2542	1---	--	-----	35,000.00	0.00	24,861.86	10,138.14	
20E010	2542	2200	00	000000	370.00	0.00	369.89	0.11	
20E---	2542	2---	--	-----	370.00	0.00	369.89	0.11	
20E010	2542	3190	00	000000 Dist Smmr Maint Pur Serv	75,000.00	0.00	64,737.72	10,262.28	

Account Level				2011-12	December 2011-12	2011-12	Unexpended	
FDTLOC	FUNC	OBJ	SJ	Description	Budget	Monthly Activity	FY Activity	Balance
20E010	2542	3320	00 000000	Dist Summer Maint Trav	200.00	0.00	131.88	68.12
20E---	2542	3---	--		75,200.00	0.00	64,869.60	10,330.40
20E010	2542	4100	00 000000	Dist Summer Maint Supp	65,000.00	0.00	32,262.59	32,737.41
20E---	2542	4---	--		65,000.00	0.00	32,262.59	32,737.41
20E010	2542	5500	00 000000	Sumr Maint Equipment	15,000.00	0.00	14,164.00	836.00
20E---	2542	5---	--		15,000.00	0.00	14,164.00	836.00
20E---	25--	----	--		755,190.00	18,141.50	515,003.67	246,729.35
2-E---	----	----	--		755,190.00	18,141.50	515,003.67	246,729.35
30E010	5200	6200	00 000000	Long Term Bond Interest	1,012,000.00	0.00	506,025.63	505,974.37
30E010	5200	6250	00 000000	Long Term Bond Maintenance Fee	1,000.00	0.00	0.00	1,000.00
30E---	5200	6---	--		1,013,000.00	0.00	506,025.63	506,974.37
30E---	52--	----	--		1,013,000.00	0.00	506,025.63	506,974.37
30E010	5300	6100	00 000000	Long Term Bond Principal	10,000.00	0.00	10,000.00	0.00
30E---	5300	6---	--		10,000.00	0.00	10,000.00	0.00
30E---	53--	----	--		10,000.00	0.00	10,000.00	0.00
3-E---	----	----	--		1,023,000.00	0.00	516,025.63	506,974.37
40E080	2550	1100	00 000000	Trans Director Salary	19,313.00	0.00	1,257.35	19,313.00
40E080	2550	1110	00 000000	Trans Maintenance Sal	40,000.00	5,979.05	3,635.87	39,209.66
40E080	2550	1110	61 000000	Trans Regular Rte Sal	245,000.00	26,051.44	118,468.08	139,188.64
40E080	2550	1110	70 000000	Trans Secretary Salary	35,000.00	2,720.86	17,529.68	18,823.10
40E610	2550	1110	00 610000	Trans Voc Ed Salary	2,000.00	0.00	177.13	1,822.87
40E620	2550	1110	00 620000	Trans Spec Ed Sal	130,500.00	12,972.43	71,160.62	66,947.63
40E080	2550	1210	00 000000	Trans Sub Reg Rte Sal	12,000.00	1,166.00	5,064.75	7,355.25
40E620	2550	1210	00 620000	Trans Spec Ed Sub Sal	6,000.00	1,652.37	5,917.27	251.11
40E080	2550	1310	00 000000	Trans Trip Drvr Sal	42,000.00	3,665.63	23,337.97	20,978.57
40E---	2550	1---	--		531,813.00	54,207.78	246,548.72	313,889.83
40E080	2550	2110	00 000000	Trans TRS	2,100.00	0.00	147.66	2,100.00
40E080	2550	2130	00 000000		0.00	0.00	0.00	0.00
40E080	2550	2130	61 000000		0.00	0.00	0.00	0.00
40E080	2550	2130	70 000000		0.00	0.00	0.00	0.00
40E620	2550	2130	00 620000		0.00	0.00	0.00	0.00
40E080	2550	2200	00 000000	Trans Ins Benefit	4,794.00	360.00	2,408.70	2,610.30
40E080	2550	2200	61 000000		48,000.00	4,752.80	25,229.20	25,147.20
40E080	2550	2200	70 000000		4,320.00	360.00	2,316.30	2,183.70
40E620	2550	2200	00 620000	Trans Spec Ed Ins Ben	29,500.00	2,521.20	15,597.80	15,162.80
40E---	2550	2---	--		88,714.00	7,994.00	45,699.66	47,204.00
40E080	2550	3140	00 000000	Trans Micro Renewal	1,250.00	0.00	950.00	300.00
40E080	2550	3190	00 000000	Trans Physicals	3,500.00	-219.39	1,721.96	1,822.04
40E620	2550	3190	00 620000	Spec Ed Trans Contract Fee	82,500.00	6,568.38	29,264.67	58,344.07
40E080	2550	3210	00 000000	Trans Trash P/U	500.00	40.73	279.42	261.31
40E080	2550	3220	00 000000	Trans Towel Service	1,800.00	127.20	889.42	910.58
40E080	2550	3230	00 000000	Trans Repair/Maint	20,000.00	466.00	7,058.02	12,941.98
40E080	2550	3240	00 000000	Trans Copier Rep/Maint	250.00	74.95	122.95	127.05
40E080	2550	3250	00 000000	Trans Rental	100.00	0.00	0.00	100.00
40E080	2550	3260	00 000000	Trans Postage	300.00	45.19	64.67	235.33
40E080	2550	3270	00 000000	Trans Charter Bus Service	0.00	0.00	0.00	0.00
40E080	2550	3310	00 000000	Trans Pupil/Other LEA's	12,400.00	0.00	12,400.00	0.00
40E080	2550	3320	00 000000	Trans Travel	50.00	0.00	8.50	41.50
40E080	2550	3390	00 000000	Trans Drug/Fngprnt Fee	0.00	0.00	2,843.58	-2,843.58
40E080	2550	3600	00 000000	Trans Printing	1,500.00	0.00	1,261.82	238.18
40E080	2550	3900	00 000000	Trans Bus Inspection Fee	1,500.00	127.25	1,431.07	68.93
40E---	2550	3---	--		125,650.00	7,230.31	58,296.08	72,547.39
40E080	2550	4100	00 000000	Trans Supplies	60,000.00	3,443.09	56,978.50	3,046.49
40E080	2550	4240	00 000000	Trans. Copier Paper & Toner	1,000.00	0.00	77.90	922.10
40E080	2550	4620	00 000000	Trans Oil	2,500.00	258.58	258.58	2,241.42
40E080	2550	4640	00 000000	Trans Fuel	175,000.00	25,821.99	90,692.82	84,307.18
40E080	2550	4700	00 000000	Trans Software	0.00	0.00	0.00	0.00

				Account Level	2011-12	December 2011-12	2011-12	Unexpended
FDTLOC	FUNC	OBJ	SJ	Description	Budget	Monthly Activity	FY Activity	Balance
40E---	2550	4---	--	-----	238,500.00	29,523.66	148,007.80	90,517.19
40E080	2550	5500	00	000000 Trans Equipment	0.00	0.00	0.00	0.00
40E080	2550	5510	00	000000 Trans Other Vehicle Purchase	0.00	0.00	0.00	0.00
40E080	2550	5520	00	000000 Trans Vehicle Purchase	232,413.00	0.00	232,413.00	0.00
40E080	2550	5530	00	000000 Trans Radio	1,170.00	0.00	1,170.00	0.00
40E---	2550	5---	--	-----	233,583.00	0.00	233,583.00	0.00
40E---	25--	----	--	-----	1,218,260.00	98,955.75	732,135.26	524,158.41
40E620	4120	3310	00	620000 Trans Sp Ed Out of Dist	0.00	0.00	0.00	0.00
40E---	4120	3---	--	-----	0.00	0.00	0.00	0.00
40E---	41--	----	--	-----	0.00	0.00	0.00	0.00
4-E---	----	----	--	-----	1,218,260.00	98,955.75	732,135.26	524,158.41
50E070	1100	2120	00	000000 Century 21 IMRF	1,000.00	130.08	655.56	432.45
50E470	1100	2120	00	470000 21st Cent IMRF	41.00	0.00	56.53	-15.53
50E070	1100	2130	00	000000 Century 21 FICA	1,250.00	79.43	443.21	869.66
50E470	1100	2130	00	470000 21st Cent FICA	19.00	0.00	60.31	-26.35
50E070	1100	2140	00	000000 Century 21 Med	550.00	91.51	373.76	205.79
50E470	1100	2140	00	470000 21st Cent Med	129.00	0.00	138.29	-5.79
50E---	1100	2---	--	-----	2,989.00	301.02	1,727.66	1,460.23
50E020	1110	2120	00	000000 ERES IMRF	7,500.00	10,456.64	12,854.12	-5,100.69
50E020	1110	2130	00	000000 ERES FICA	4,000.00	485.18	2,045.02	2,214.35
50E020	1110	2140	00	000000 ERES Medicare	31,850.00	2,428.03	15,265.70	17,803.99
50E160	1110	2140	00	160000 Ed Jobs Fund Med	0.00	0.00	0.00	0.00
50E---	1110	2---	--	-----	43,350.00	13,369.85	30,164.84	14,917.65
50E040	1120	2120	00	000000 ERMS IMRF	1,500.00	5,085.43	5,696.02	-4,149.30
50E160	1120	2120	00	160000 Ed Jobs Fund IMRF	0.00	0.00	0.00	0.00
50E040	1120	2130	00	000000 ERMS FICA	1,300.00	58.45	572.57	754.02
50E160	1120	2130	00	160000 Ed Jobs Fund FICA	0.00	0.00	0.00	0.00
50E040	1120	2140	00	000000 ERMS Medicare	15,000.00	1,223.29	7,676.71	7,929.25
50E160	1120	2140	00	160000 Ed Jobs Fund Med	0.00	0.00	0.00	0.00
50E---	1120	2---	--	-----	17,800.00	6,367.17	13,945.30	4,533.97
50E110	1125	2120	00	110000 Pre K IMRF	814.00	0.00	813.20	0.80
50E210	1125	2120	00	210000 ROE Pre K IIMRF	1,300.00	91.22	590.98	759.64
50E510	1125	2120	00	510000 Pre K IMRF	5,100.00	484.46	2,225.30	3,143.58
50E110	1125	2130	00	110000 Pre K FICA	403.00	0.00	402.61	0.39
50E210	1125	2130	00	210000 ROE Pre K FICA	700.00	45.76	299.49	423.39
50E510	1125	2130	00	510000 Pre K FICA	2,650.00	254.09	1,122.20	1,656.69
50E110	1125	2140	00	110000 Pre K Medicare	350.00	0.00	349.21	0.79
50E210	1125	2140	00	210000 ROE Pre K Medicare	400.00	35.08	211.74	204.26
50E510	1125	2140	00	510000 Pre K Medicare	2,200.00	229.60	994.14	1,337.26
50E---	1125	2---	--	-----	13,917.00	1,140.21	7,008.87	7,526.80
50E050	1130	2120	00	000000 ERHS IMRF	0.00	10,000.00	10,003.71	-10,003.71
50E050	1130	2130	00	000000 ERHS FICA	0.00	0.00	18.19	-18.19
50E050	1130	2140	00	000000 ERHS Medicare	18,500.00	1,461.75	9,162.43	10,051.80
50E160	1130	2140	00	160000 Ed Jobs Fund Med	0.00	0.00	0.00	0.00
50E---	1130	2---	--	-----	18,500.00	11,461.75	19,184.33	29.90
50E570	1140	2120	00	570000 Read Impr IMRF Prior	0.00	0.00	0.00	0.00
50E570	1140	2130	00	570000 Read Impr FICA Prior	0.00	0.00	0.00	0.00
50E---	1140	2---	--	-----	0.00	0.00	0.00	0.00
50E330	1170	2140	00	330000 TITLE II TEACH QUAL MED	156.00	0.00	155.80	0.20
50E530	1170	2140	00	530000 Title II Med	1,000.00	84.53	376.40	665.22
50E---	1170	2---	--	-----	1,156.00	84.53	532.20	665.42
50E---	11--	----	--	-----	97,712.00	32,724.53	72,563.20	29,133.97
50E140	1203	2120	00	140000 EMH Aide/Asst IMRF	0.00	0.00	0.00	0.00
50E140	1203	2130	00	140000 EMH Aide/Asst FICA	0.00	0.00	0.00	0.00
50E140	1203	2140	00	140000 EMH Medicare	0.00	0.00	0.00	0.00
50E---	1203	2---	--	-----	0.00	0.00	0.00	0.00
50E140	1204	2120	00	140000 Prsnl Aide/Ast IMRF	4,000.00	299.06	1,925.90	2,240.08

				Account Level	2011-12	December	2011-12	2011-12	Unexpended
FDTLOC	FUNC	OBJ	SJ	Description	Budget	Monthly Activity	FY Activity	Balance	
50E140	1204	2130	00	140000 Prsnl Aide/Ast FICA	2,000.00	155.55	1,085.12	1,006.49	
50E140	1204	2140	00	140000	460.00	36.37	253.70	227.72	
50E---	1204	2---	--	-----	6,460.00	490.98	3,264.72	3,474.29	
50E140	1205	2120	00	140000 LD Aide/Asst IMRF	0.00	2.72	2.72	-2.72	
50E140	1205	2130	00	140000 LD Aide/Asst FICA	0.00	2.39	13.30	-7.84	
50E140	1205	2140	00	140000 LD Medicare	6,000.00	465.42	2,985.41	3,252.19	
50E---	1205	2---	--	-----	6,000.00	470.53	3,001.43	3,241.63	
50E280	1206	2120	00	280000 Visual Aide IMRF	0.00	0.00	0.00	0.00	
50E280	1206	2130	00	280000 Visual Aide FICA	0.00	0.00	0.00	0.00	
50E---	1206	2---	--	-----	0.00	0.00	0.00	0.00	
50E280	1213	2130	00	280000	0.00	0.00	0.00	0.00	
50E280	1213	2140	00	280000 Homebound Medicare	500.00	2.24	9.51	493.04	
50E---	1213	2---	--	-----	500.00	2.24	9.51	493.04	
50E140	1216	2120	00	140000	48.00	0.00	47.81	0.19	
50E280	1216	2120	00	280000 Autism IMRF	7,000.00	548.05	4,097.29	3,266.21	
50E140	1216	2130	00	140000	24.00	0.00	23.98	0.02	
50E280	1216	2130	00	280000 Autism FICA	3,750.00	335.86	2,153.90	1,753.55	
50E140	1216	2140	00	140000 Autism Med	6.00	0.00	5.61	0.39	
50E280	1216	2140	00	280000	1,000.00	78.54	503.65	533.17	
50E---	1216	2---	--	-----	11,828.00	962.45	6,832.24	5,553.53	
50E140	1220	2120	00	140000 EMH/LD Aide/Asst IMRF	12,500.00	1,038.56	6,153.92	6,922.49	
50E140	1220	2130	00	140000 EMH/LD Aide/Asst FICA	8,500.00	568.08	3,269.30	5,520.95	
50E140	1220	2140	00	140000 EMH/LD Medicare	5,500.00	510.62	2,936.80	2,817.13	
50E---	1220	2---	--	-----	26,500.00	2,117.26	12,360.02	15,260.57	
50E100	1250	2120	00	100000 Title I IMRF	1,508.00	0.00	1,507.04	0.96	
50E500	1250	2120	00	500000 Title I IMRF Prior	11,000.00	1,160.79	5,174.91	6,436.56	
50E100	1250	2130	00	100000 Title I FICA	776.00	0.00	775.98	0.02	
50E500	1250	2130	00	500000 Title I FICA Prior	5,400.00	708.95	2,919.35	2,812.68	
50E100	1250	2140	00	100000 Title I Medicare	443.00	4.03	449.19	-3.45	
50E500	1250	2140	00	500000 Title I Medicare Prior	2,400.00	344.33	1,298.46	1,250.16	
50E---	1250	2---	--	-----	21,527.00	2,218.10	12,124.93	10,496.93	
50E---	12--	----	--	-----	72,815.00	6,261.56	37,592.85	38,519.99	
50E050	1400	2120	00	000000 ERHS Voc TA IMRF	0.00	0.00	0.00	0.00	
50E390	1400	2120	00	390000 Voc Tutor IMRF	1,100.00	14.07	214.57	892.83	
50E390	1400	2130	00	390000 Voc Tutor FICA	560.00	7.06	107.28	456.06	
50E050	1400	2140	00	000000 ERHS Voc Medicare	6,000.00	470.84	3,050.34	3,190.20	
50E390	1400	2140	00	390000	120.00	7.82	39.55	84.47	
50E---	1400	2---	--	-----	7,780.00	499.79	3,411.74	4,623.56	
50E410	1459	2120	00	410000 JROTC Instructor IMRF	15,000.00	1,173.20	7,570.14	8,081.02	
50E410	1459	2130	00	410000 JROTC Instructor FICA	8,000.00	583.16	3,740.79	4,550.79	
50E410	1459	2140	00	410000	2,000.00	136.40	874.93	1,193.27	
50E---	1459	2---	--	-----	25,000.00	1,892.76	12,185.86	13,825.08	
50E---	14--	----	--	-----	32,780.00	2,392.55	15,597.60	18,448.64	
50E050	1500	2140	00	000000 ERHS A D Medicare	75.00	5.78	37.56	40.33	
50E---	1500	2---	--	-----	75.00	5.78	37.56	40.33	
50E050	1509	2140	00	000000 ERHS Pep Club Med	4.00	0.00	3.56	0.44	
50E---	1509	2---	--	-----	4.00	0.00	3.56	0.44	
50E050	1510	2120	00	000000 ERHS Cheerldr Spons IMRF	0.00	0.00	66.08	-66.08	
50E050	1510	2130	00	000000 ERHS Cheerldr Spons FICA	0.00	0.00	33.15	-33.15	
50E050	1510	2140	00	000000 ERHS Cheerldr Spons Medi	33.00	0.00	24.06	8.94	
50E---	1510	2---	--	-----	33.00	0.00	123.29	-90.29	
50E050	1511	2140	00	000000 ERHS Golf Medicare	47.00	0.00	46.21	0.79	
50E---	1511	2---	--	-----	47.00	0.00	46.21	0.79	
50E050	1512	2120	00	000000 ERHS X C IMRF	0.00	0.00	0.00	0.00	
50E050	1512	2130	00	000000 ERHS X C FICA	0.00	0.00	0.00	0.00	
50E050	1512	2140	00	000000 ERHS X C Medicare	57.00	0.00	55.90	1.10	
50E---	1512	2---	--	-----	57.00	0.00	55.90	1.10	

FDTLOC	FUNC	OBJ	SJ	Account Level Description	2011-12 Budget	December 2011-12 Monthly Activity	2011-12 FY Activity	Unexpended Balance
50E050	1513	2130	00	000000 ERHS Dance Team FICA	110.00	0.00	44.20	65.80
50E050	1513	2140	00	000000 ERHS Dance Med	0.00	0.00	10.34	-10.34
50E---	1513	2---	--	-----	110.00	0.00	54.54	55.46
50E050	1520	2130	00	000000 ERHS Girls TN FICA	191.00	0.00	154.69	36.31
50E050	1520	2140	00	000000 ERHS Girls Tn Medicare	0.00	0.00	36.18	-36.18
50E---	1520	2---	--	-----	191.00	0.00	190.87	0.13
50E050	1521	2120	00	000000 ERHS Volleybl Wkrs IMRF	100.00	0.00	2.60	97.40
50E050	1521	2130	00	000000 ERHS Volleybl Wkrs FICA	100.00	0.00	49.09	50.91
50E050	1521	2140	00	000000 ERHS Volleyball Medi	300.00	0.00	106.66	193.34
50E---	1521	2---	--	-----	500.00	0.00	158.35	341.65
50E050	1522	2120	00	000000 ERHS Girls Bsktbl IMRF	100.00	0.00	0.00	100.00
50E050	1522	2130	00	000000 ERHS Grls Bskbl Wkr FICA	100.00	13.21	17.67	86.79
50E050	1522	2140	00	000000 ERHS Grls Bsktbl Cch Med	300.00	68.58	69.49	231.42
50E---	1522	2---	--	-----	500.00	81.79	87.16	418.21
50E050	1523	2120	00	000000 ERHS Girls Track IMRF	25.00	0.00	0.00	25.00
50E050	1523	2130	00	000000 ERHS Grls Track FICA	25.00	0.00	0.00	25.00
50E050	1523	2140	00	000000 ERHS Grls Track Medicare	250.00	0.00	0.00	250.00
50E---	1523	2---	--	-----	300.00	0.00	0.00	300.00
50E050	1524	2120	00	000000 ERHS Grls Sftbl IMRF	25.00	0.00	0.00	25.00
50E050	1524	2130	00	000000 ERHS Grls Sftbl FICA	25.00	0.00	0.00	25.00
50E050	1524	2140	00	000000 ERHS Grls Sftbl Medicare	125.00	0.00	0.00	125.00
50E---	1524	2---	--	-----	175.00	0.00	0.00	175.00
50E050	1525	2120	00	000000	0.00	0.00	0.00	0.00
50E050	1525	2130	00	000000 ERHS GIRLS SOCCER FICA	150.00	0.00	0.00	150.00
50E050	1525	2140	00	000000 ERHS Girls Sccr Med	50.00	0.00	0.00	50.00
50E---	1525	2---	--	-----	200.00	0.00	0.00	200.00
50E050	1530	2130	00	000000 ERHS Boys Tns FICA	220.00	0.00	0.00	220.00
50E050	1530	2140	00	000000 ERHS Boys Tns Cch Med	0.00	0.00	0.00	0.00
50E---	1530	2---	--	-----	220.00	0.00	0.00	220.00
50E050	1531	2120	00	000000 ERHS FTB IMRF	0.00	0.00	0.00	0.00
50E050	1531	2130	00	000000 ERHS Ftbl FICA	350.00	0.00	240.75	109.25
50E050	1531	2140	00	000000 ERHS Ftbl Coach Medicare	825.00	0.00	274.10	550.90
50E---	1531	2---	--	-----	1,175.00	0.00	514.85	660.15
50E050	1532	2120	00	000000 ERHS Boys Bsktball IMRF	25.00	0.00	0.00	25.00
50E050	1532	2130	00	000000 ERHS Boys Bsktb FICA	250.00	11.53	13.76	238.47
50E050	1532	2140	00	000000 ERHS Boys Bsktb Medicare	200.00	2.68	3.08	197.32
50E---	1532	2---	--	-----	475.00	14.21	16.84	460.79
50E050	1533	2120	00	000000 ERHS Boys Track IMRF	10.00	0.00	0.00	10.00
50E050	1533	2130	00	000000 ERHS Boys Track FICA	10.00	0.00	0.00	10.00
50E050	1533	2140	00	000000 ERHS Boys Tck Medicare	75.00	0.00	0.00	75.00
50E---	1533	2---	--	-----	95.00	0.00	0.00	95.00
50E050	1534	2120	00	000000 ERHS Boys Base IMRF	350.00	0.00	0.00	350.00
50E050	1534	2130	00	000000 ERHS Boys Baseball FICA	300.00	0.00	0.00	300.00
50E050	1534	2140	00	000000 ERHS Boys Basebl Med	650.00	0.00	0.00	650.00
50E---	1534	2---	--	-----	1,300.00	0.00	0.00	1,300.00
50E050	1536	2130	00	000000 ERHS Soccer Coach FICA	110.00	0.00	88.39	21.61
50E050	1536	2140	00	000000 ERHS Soccer Coach Med	100.00	0.00	68.15	31.85
50E---	1536	2---	--	-----	210.00	0.00	156.54	53.46
50E040	1540	2130	00	000000	0.00	0.00	0.00	0.00
50E040	1540	2140	00	000000	0.00	0.00	0.00	0.00
50E---	1540	2---	--	-----	0.00	0.00	0.00	0.00
50E040	1550	2130	00	000000 ERMS Chrldr Spons FICA	260.00	0.00	0.00	260.00
50E---	1550	2---	--	-----	260.00	0.00	0.00	260.00
50E040	1551	2140	00	000000 ERMS X-Cntry Medicare	0.00	0.00	0.00	0.00
50E---	1551	2---	--	-----	0.00	0.00	0.00	0.00
50E040	1560	2120	00	000000 ERMS Grls Bsktb IMRF	25.00	0.00	0.00	25.00
50E040	1560	2130	00	000000 ERMS Grls Bsktb FICA	200.00	15.06	22.13	177.87

				Account Level	2011-12	December	2011-12	2011-12	Unexpended
FDTLOC	FUNC	OBJ	SJ	Description	Budget	Monthly Activity	FY Activity	Balance	
50E040	1560	2140	00 000000	ERMS Grls Bsktb Medicare	200.00	2.69	4.34	195.66	
50E---	1560	2---	--		425.00	17.75	26.47	398.53	
50E040	1561	2120	00 000000	ERMS Volleyball Wk IMRF	315.00	0.00	0.00	315.00	
50E040	1561	2130	00 000000	ERMS Volleybl Wrkrs FICA	164.00	0.00	0.00	164.00	
50E040	1561	2140	00 000000	ERMS Volleybl Medicare	164.00	0.00	0.00	164.00	
50E---	1561	2---	--		643.00	0.00	0.00	643.00	
50E040	1562	2130	00 000000		0.00	0.00	0.00	0.00	
50E040	1562	2140	00 000000	ERMS Girls Track Med	30.00	0.00	0.00	30.00	
50E---	1562	2---	--		30.00	0.00	0.00	30.00	
50E040	1570	2120	00 000000	ERMS Boys Bsktb IMRF	25.00	0.00	0.00	25.00	
50E040	1570	2130	00 000000	ERMS Boys Bsktb FICA	25.00	3.54	11.36	15.50	
50E040	1570	2140	00 000000	ERMS Boys Bsktb Medicare	58.00	0.73	2.52	55.90	
50E---	1570	2---	--		108.00	4.27	13.88	96.40	
50E040	1571	2140	00 000000	ERMS BOYS TRACK MED	0.00	0.00	0.00	0.00	
50E---	1571	2---	--		0.00	0.00	0.00	0.00	
50E050	1572	2130	00 000000	HS Wrestling Workers FICA	25.00	0.00	2.24	25.00	
50E050	1572	2140	00 000000	ERHS Wrestling Medicare	50.00	0.00	0.39	50.00	
50E---	1572	2---	--		75.00	0.00	2.63	75.00	
50E040	1575	2140	00 000000	ERMS Yearbook Spons Med	30.00	1.94	12.79	18.16	
50E---	1575	2---	--		30.00	1.94	12.79	18.16	
50E040	1576	2140	00 000000	ERMS Student Council Med	25.00	1.96	12.66	13.32	
50E---	1576	2---	--		25.00	1.96	12.66	13.32	
50E050	1580	2140	00 000000	ERHS Schlstc Bwl Med	30.00	0.00	0.00	30.00	
50E---	1580	2---	--		30.00	0.00	0.00	30.00	
50E050	1582	2140	00 000000	ERHS Drama Spons Med	100.00	86.34	86.34	13.66	
50E---	1582	2---	--		100.00	86.34	86.34	13.66	
50E050	1583	2140	00 000000	ERHS Mrch Bnd Dir Med	100.00	6.89	116.09	-12.65	
50E---	1583	2---	--		100.00	6.89	116.09	-12.65	
50E050	1584	2140	00 000000	ERHS Chorus Spons Med	0.00	0.00	0.00	0.00	
50E---	1584	2---	--		0.00	0.00	0.00	0.00	
50E050	1585	2140	00 000000	ERHS Jr Cls Spons Med	65.00	3.28	19.88	46.76	
50E---	1585	2---	--		65.00	3.28	19.88	46.76	
50E050	1586	2140	00 000000	ERHS Yrbk Spons Medicare	24.00	1.92	8.64	16.32	
50E---	1586	2---	--		24.00	1.92	8.64	16.32	
50E050	1588	2120	00 000000	ERHS X-Curr Sprvsn IMRF	100.00	0.00	0.00	100.00	
50E050	1588	2130	00 000000	ERHS X-Curr Sprvsn FICA	100.00	0.00	0.00	100.00	
50E050	1588	2140	00 000000	ERHS X-Curr Sprvsn Med	350.00	0.00	0.41	349.59	
50E---	1588	2---	--		550.00	0.00	0.41	549.59	
50E050	1589	2140	00 000000	ERHS Stdnt Cncl Medicare	50.00	1.08	7.06	43.48	
50E---	1589	2---	--		50.00	1.08	7.06	43.48	
50E050	1590	2120	00 000000	ERHS Rifle/Drill IMRF	500.00	19.90	129.82	381.22	
50E050	1590	2130	00 000000	ERHS Rifle/Drill FICA	222.00	15.32	99.29	130.37	
50E050	1590	2140	00 000000		20.00	3.58	23.21	-1.42	
50E---	1590	2---	--		742.00	38.80	252.32	510.17	
50E040	1591	2140	00 000000	ERMS BAND MED	30.00	1.79	12.10	18.78	
50E---	1591	2---	--		30.00	1.79	12.10	18.78	
50E040	1593	2140	00 000000	ERMS Talent Shw Spon Med	60.00	0.00	43.58	16.42	
50E---	1593	2---	--		60.00	0.00	43.58	16.42	
50E040	1594	2140	00 000000	ERMS Drama Spon Medicare	0.00	0.00	0.00	0.00	
50E---	1594	2---	--		0.00	0.00	0.00	0.00	
50E040	1598	2120	00 000000	ERMS Dance/Grad IMRF	50.00	0.00	0.00	50.00	
50E040	1598	2130	00 000000	ERMS Dance/Grad FICA	25.00	0.00	0.00	25.00	
50E040	1598	2140	00 000000	ERMS Dance/Grad Medicare	25.00	0.23	0.23	24.77	
50E---	1598	2---	--		100.00	0.23	0.23	99.77	
50E---	15--	----	--		9,114.00	268.03	2,060.75	7,098.93	
50E050	1700	2120	00 000000	ERHS Dr Ed TA IMRF	0.00	0.00	0.00	0.00	
50E050	1700	2130	00 000000	ERHS Dr Ed TA FICA	0.00	0.00	0.00	0.00	

				Account Level	2011-12	December	2011-12	2011-12	Unexpended
FDTLOC	FUNC	OBJ	SJ	Description	Budget	Monthly Activity	FY Activity	Balance	
50E050	1700	2140	00	000000	ERHS Dr Ed Medicare	700.00	42.58	255.82	457.75
50E---	1700	2---	--	-----		700.00	42.58	255.82	457.75
50E---	17--	----	--	-----		700.00	42.58	255.82	457.75
50E550	1900	2120	00	550000	TAOEP IMRF	2,000.00	304.72	1,269.23	899.88
50E750	1900	2120	00	750000	TAOEP IMRF	245.00	0.00	244.70	0.30
50E550	1900	2130	00	550000	TAOEP FICA	950.00	151.96	769.10	256.88
50E750	1900	2130	00	750000	TAOEP FICA	122.00	0.00	122.00	0.00
50E550	1900	2140	00	550000		250.00	35.59	180.06	87.74
50E750	1900	2140	00	750000		29.00	0.00	28.53	0.47
50E---	1900	2---	--	-----		3,596.00	492.27	2,613.62	1,245.27
50E---	19--	----	--	-----		3,596.00	492.27	2,613.62	1,245.27
50E550	2110	2120	00	550000	TAEOP IMRF	2,750.00	378.06	1,461.87	1,501.09
50E750	2110	2120	00	750000	TAOEP IMRF	557.00	0.00	556.88	0.12
50E020	2110	2130	00	000000	ERES Social Workers FICA	0.00	0.00	0.00	0.00
50E550	2110	2130	00	550000	TAOEP FICA	1,400.00	189.84	722.74	772.01
50E750	2110	2130	00	750000	TAOEP FICA	280.00	0.00	279.32	0.68
50E010	2110	2140	00	000000	Social Worker Med	500.00	17.26	104.15	405.58
50E020	2110	2140	00	000000		0.00	0.00	0.00	0.00
50E550	2110	2140	00	550000	TAOEP	350.00	68.07	216.85	167.12
50E750	2110	2140	00	750000	TAOEP Social Worker Med	67.00	0.00	66.80	0.20
50E---	2110	2---	--	-----		5,904.00	653.23	3,408.61	2,846.80
50E050	2120	2120	00	000000	ERHS Guid IMRF	3,400.00	165.44	1,830.76	1,657.62
50E070	2120	2120	00	000000	Century 21 IMRF	0.00	0.00	0.00	0.00
50E050	2120	2130	00	000000	ERHS Guid FICA	1,600.00	70.58	856.59	775.60
50E070	2120	2130	00	000000	Century 21 IMRF	0.00	0.00	0.00	0.00
50E020	2120	2140	00	000000	ERES Guid Med	500.00	40.15	258.30	261.71
50E040	2120	2140	00	000000	ERMS Guid Medicare	600.00	21.12	240.78	369.76
50E050	2120	2140	00	000000	ERHS Guid Medicare	2,000.00	144.76	1,036.77	1,034.82
50E070	2120	2140	00	000000	Century 21 Med	100.00	4.15	15.62	85.21
50E470	2120	2140	00	470000	21st Cent Med	14.00	0.00	13.65	0.35
50E---	2120	2---	--	-----		8,214.00	446.20	4,252.47	4,185.07
50E010	2130	2130	00	000000	District Nurse FICA	100.00	0.00	26.63	91.82
50E010	2130	2140	00	000000	Dist Nurse Medicare	2,000.00	144.82	941.05	1,135.67
50E---	2130	2---	--	-----		2,100.00	144.82	967.68	1,227.49
50E280	2150	2120	00	280000	District Speech IMRF	170.00	0.00	169.88	0.12
50E280	2150	2130	00	280000	District Speech FICA	86.00	0.00	118.42	-32.42
50E280	2150	2140	00	280000	District Speech Medicare	2,000.00	152.98	1,019.22	1,060.98
50E---	2150	2---	--	-----		2,256.00	152.98	1,307.52	1,028.68
50E020	2190	2120	00	000000	Supervision Aide IMRF	4,000.00	328.82	1,966.76	2,218.27
50E020	2190	2130	00	000000	Supervision Aide FICA	2,500.00	157.71	941.32	1,633.76
50E020	2190	2140	00	000000		500.00	36.86	220.08	297.48
50E---	2190	2---	--	-----		7,000.00	523.39	3,128.16	4,149.51
50E---	21--	----	--	-----		25,474.00	1,920.62	13,064.44	13,437.55
50E070	2210	2120	00	000000	Cent 21 IMRF	25.00	4.80	20.72	10.52
50E120	2210	2120	00	120000	IMPROV INSTR LAPTOP IMRF	25.00	0.00	2.96	22.04
50E330	2210	2120	00	330000		24.00	0.00	23.66	0.34
50E470	2210	2120	00	470000	21st cent IMRF	98.00	0.00	98.20	-0.20
50E530	2210	2120	00	530000	Title II IMRF	0.00	0.00	0.00	0.00
50E070	2210	2130	00	000000	Cent 21 FICA	25.00	2.84	12.58	16.49
50E100	2210	2130	00	100000	TITLE I IMPROV FICA	0.00	0.00	0.00	0.00
50E120	2210	2130	00	120000	IMPROV INSTR LAPTOP FICA	25.00	0.00	3.30	21.70
50E330	2210	2130	00	330000	Title II FICA	10.00	0.00	9.59	0.41
50E470	2210	2130	00	470000	21st Cent FICA	40.00	0.00	39.88	0.12
50E500	2210	2130	00	500000	Title I FICA/NC	0.00	0.00	0.00	0.00
50E510	2210	2130	00	510000	At Risk Fica/NC	0.00	0.00	0.00	0.00
50E530	2210	2130	00	530000	Title II FICA	0.00	0.00	3.69	0.00
50E060	2210	2140	00	000000	Aspire Grant Med	0.00	0.00	0.00	0.00

				Account Level	2011-12	December	2011-12	2011-12	Unexpended
FDTLOC	FUNC	OBJ	SJ	Description	Budget	Monthly Activity	FY Activity	Balance	
50E070	2210	2140	00	000000 Cent 21 Med	595.00	10.96	21.34	578.18	
50E100	2210	2140	00	100000 Title I Improv Medicare	0.00	0.00	0.00	0.00	
50E110	2210	2140	00	110000 PreK Improv Instr Med	0.00	0.00	0.00	0.00	
50E120	2210	2140	00	120000 IMPROV INSTR LAPTOP MED	100.00	14.81	54.20	45.80	
50E330	2210	2140	00	330000 Title II Teach Medicare	10.00	0.00	10.04	-0.04	
50E470	2210	2140	00	470000 21st Cent Med	69.00	0.00	68.98	0.02	
50E500	2210	2140	00	500000 Title I Med	595.00	17.23	32.65	566.06	
50E510	2210	2140	00	510000 At Risk Med	595.00	0.00	4.31	590.69	
50E530	2210	2140	00	530000 Prior Yr Title II Med	200.00	1.23	27.99	177.79	
50E810	2210	2140	00	810000 PAT BURT FLOW THRU MED	0.00	0.00	0.00	0.00	
50E---	2210	2---	--	-----	2,436.00	51.87	434.09	2,029.92	
50E020	2220	2120	00	000000 ERES IMC IMRF	3,000.00	148.58	1,115.43	1,967.04	
50E040	2220	2120	00	000000 ERMS IMC IMRF	4,900.00	657.70	3,346.83	1,918.20	
50E050	2220	2120	00	000000 ERHS IMC IMRF	650.00	185.20	860.74	-107.95	
50E020	2220	2130	00	000000 ERES IMC FICA	1,800.00	74.54	555.47	1,281.80	
50E040	2220	2130	00	000000 ERMS IMC FICA	2,500.00	329.91	1,660.64	1,004.31	
50E050	2220	2130	00	000000 ERHS IMC FICA	500.00	92.90	418.96	127.49	
50E020	2220	2140	00	000000 ERES IMC Medicare	1,800.00	78.57	541.31	1,297.00	
50E040	2220	2140	00	000000 ERMS IMC Medicare	650.00	77.16	388.39	300.19	
50E050	2220	2140	00	000000 ERHS IMC Medicare	1,000.00	63.64	376.00	656.39	
50E---	2220	2---	--	-----	16,800.00	1,708.20	9,263.77	8,444.47	
50E---	22--	----	--	-----	19,236.00	1,760.07	9,697.86	10,474.39	
50E010	2310	2120	00	000000 BOE Treasure/Sec IMRF	300.00	-79.24	-381.30	665.27	
50E010	2310	2130	00	000000 BOE Treasure/Sec FICA	500.00	11.06	216.10	321.52	
50E010	2310	2140	00	000000	275.00	2.58	50.53	233.27	
50E---	2310	2---	--	-----	1,075.00	-65.60	-114.67	1,220.06	
50E010	2320	2120	00	000000 Supt Office IMRF	6,000.00	551.88	3,635.34	2,683.59	
50E010	2320	2130	00	000000 Supt Office FICA	3,500.00	299.48	1,848.44	1,795.68	
50E010	2320	2140	00	000000 Supt Office Medicare	3,500.00	258.75	1,658.90	1,969.09	
50E---	2320	2---	--	-----	13,000.00	1,110.11	7,142.68	6,448.36	
50E010	2330	2120	00	000000 Asst Supt Sec IMRF	3,500.00	50.60	1,597.47	2,028.49	
50E070	2330	2120	00	000000 Cent 21 Sec IMRF	0.00	0.00	0.00	0.00	
50E100	2330	2120	00	100000 Title I Admin IMRF	0.00	0.00	0.00	0.00	
50E110	2330	2120	00	110000 PreK Administrative IMRF	0.00	0.00	0.00	0.00	
50E470	2330	2120	00	470000 21st cent IMRF	0.00	0.00	0.00	0.00	
50E500	2330	2120	00	500000 Title I IMRF	500.00	176.36	264.54	235.46	
50E510	2330	2120	00	510000 PreK Admin IMRF Prior	0.00	140.74	288.45	-211.11	
50E010	2330	2130	00	000000 Asst Supt Sec FICA	2,000.00	22.78	791.16	1,265.76	
50E070	2330	2130	00	000000 Cent 21 FICA	0.00	0.00	0.00	0.00	
50E100	2330	2130	00	100000 Title I Admin FICA	0.00	0.00	0.00	0.00	
50E110	2330	2130	00	110000 PreK Administrative FICA	0.00	0.00	0.00	0.00	
50E470	2330	2130	00	470000 21st cent FICA	0.00	0.00	0.00	0.00	
50E500	2330	2130	00	500000 Title I FICA	500.00	91.06	136.59	363.41	
50E510	2330	2130	00	510000 PreK Admin FICA Prior	0.00	61.92	123.53	-92.88	
50E010	2330	2140	00	000000 Bldg & Grnds Dir Med	1,000.00	37.10	285.33	780.64	
50E070	2330	2140	00	000000	0.00	0.00	0.00	0.00	
50E100	2330	2140	00	100000 Title I Adm Medicare	0.00	0.00	0.00	0.00	
50E110	2330	2140	00	110000	0.00	0.00	0.00	0.00	
50E470	2330	2140	00	470000	0.00	0.00	0.00	0.00	
50E500	2330	2140	00	500000 Title I Med	1,000.00	127.62	191.43	808.57	
50E510	2330	2140	00	510000	0.00	14.48	28.89	-21.72	
50E---	2330	2---	--	-----	8,500.00	722.66	3,707.39	5,156.62	
50E280	2331	2120	00	280000 Spec Ed Sec IMRF	3,000.00	124.14	1,105.59	1,964.09	
50E280	2331	2130	00	280000 Spec Ed Sec FICA	1,700.00	70.96	568.46	1,167.33	
50E280	2331	2140	00	280000 Spec Needs Dir Med	1,675.00	99.48	669.07	1,057.93	
50E---	2331	2---	--	-----	6,375.00	294.58	2,343.12	4,189.35	
50E320	2333	2140	00	320000 BLDG/GROUNDS DIR MED	1,000.00	0.00	610.28	389.72	

				Account Level	2011-12	December 2011-12	2011-12	Unexpended
FDTLOC	FUNC	OBJ	SJ	Description	Budget	Monthly Activity	FY Activity	Balance
50E---	2333	2---	--	-----	1,000.00	0.00	610.28	389.72
50E---	23--	----	--	-----	29,950.00	2,061.75	13,688.80	17,404.11
50E020	2410	2120	00	000000 ERES Principal IMRF	15,000.00	944.62	7,015.56	8,505.56
50E040	2410	2120	00	000000 ERMS Principal IMRF	7,000.00	255.64	2,421.61	4,720.28
50E050	2410	2120	00	000000 ERHS Principal IMRF	10,000.00	5,676.64	9,825.27	550.29
50E020	2410	2130	00	000000 ERES Principal FICA	10,000.00	473.10	3,568.59	6,669.01
50E040	2410	2130	00	000000 ERMS Principal FICA	6,000.00	128.26	1,294.48	4,769.73
50E050	2410	2130	00	000000 ERHS Principal FICA	8,000.00	339.44	2,446.78	5,722.94
50E020	2410	2140	00	000000 ERES Principal Medicare	5,000.00	344.36	2,350.16	2,822.27
50E040	2410	2140	00	000000 ERMS Principal Medicare	2,500.00	126.54	907.59	1,655.70
50E050	2410	2140	00	000000 ERHS Principal Medicare	3,675.00	280.58	1,880.61	1,933.16
50E---	2410	2---	--	-----	67,175.00	8,569.18	31,710.65	37,348.94
50E---	24--	----	--	-----	67,175.00	8,569.18	31,710.65	37,348.94
50E010	2520	2120	00	000000 Fiscal Service IMRF	12,000.00	889.64	7,184.68	5,312.50
50E010	2520	2130	00	000000 Fiscal Services FICA	6,000.00	395.44	3,244.92	2,953.13
50E010	2520	2140	00	000000	2,000.00	92.48	758.88	1,287.43
50E---	2520	2---	--	-----	20,000.00	1,377.56	11,188.48	9,553.06
50E020	2540	2120	00	000000 ERES Cust IMRF	20,000.00	11,447.88	19,620.84	1,168.16
50E040	2540	2120	00	000000 ERMS Cust IMRF	16,000.00	1,257.04	7,925.03	8,772.46
50E050	2540	2120	00	000000 ERHS Cust IMRF	25,000.00	2,402.69	16,616.03	9,649.26
50E020	2540	2130	00	000000 ERES Cust FICA	15,000.00	731.74	4,950.48	10,406.27
50E040	2540	2130	00	000000 ERMS Cust FICA	13,000.00	648.79	3,999.07	9,316.12
50E050	2540	2130	00	000000 ERHS Cust FICA	18,000.00	1,235.00	8,523.55	10,055.81
50E020	2540	2140	00	000000	2,800.00	171.12	1,157.78	1,725.67
50E040	2540	2140	00	000000	2,000.00	151.73	935.26	1,138.46
50E050	2540	2140	00	000000	3,500.00	288.84	1,993.38	1,642.10
50E---	2540	2---	--	-----	115,300.00	18,334.83	65,721.42	53,874.31
50E010	2541	2120	00	000000 District Maint IMRF	8,000.00	613.16	4,066.19	4,274.14
50E010	2541	2130	00	000000 District Maint FICA	4,000.00	307.36	2,021.44	2,132.24
50E010	2541	2140	00	000000	1,000.00	71.88	472.75	563.19
50E---	2541	2---	--	-----	13,000.00	992.40	6,560.38	6,969.57
50E010	2542	2120	00	000000 Dist Summer Maint IMRF	2,500.00	0.00	1,441.39	1,058.61
50E010	2542	2130	00	000000 Dist Summer Maint FICA	2,500.00	0.00	1,869.67	630.33
50E010	2542	2140	00	000000	750.00	0.00	431.61	318.39
50E---	2542	2---	--	-----	5,750.00	0.00	3,742.67	2,007.33
50E070	2550	2120	00	000000 Cent 21 Trans IMRF	500.00	0.00	0.00	500.00
50E080	2550	2120	00	000000 Trans IMRF	24,000.00	11,091.90	17,061.89	7,549.20
50E080	2550	2120	61	000000	38,000.00	2,992.96	16,840.94	22,794.80
50E080	2550	2120	70	000000	3,000.00	273.38	1,731.95	1,412.44
50E100	2550	2120	00	100000 Summer School IMRF	267.00	0.00	266.79	0.21
50E110	2550	2120	00	110000 PreK Trans IMRF	0.00	0.00	0.00	0.00
50E210	2550	2120	00	210000 ROE Pre K Trans IMRF	0.00	0.00	0.00	0.00
50E470	2550	2120	00	470000 21st Cent IMRF	63.00	0.00	62.85	0.15
50E500	2550	2120	00	500000 Title I Summer School IMRF	100.00	0.00	0.00	100.00
50E510	2550	2120	00	510000 Prek Trans IMRF	2,500.00	445.63	2,057.26	660.70
50E610	2550	2120	00	610000 Trans Voc Ed IMRF	3,000.00	0.00	21.90	2,978.10
50E620	2550	2120	00	620000 Trans Spec Ed IMRF	15,000.00	1,628.68	9,498.44	6,347.14
50E070	2550	2130	00	000000 Cent 21 Trans FICA	100.00	0.00	0.00	100.00
50E080	2550	2130	00	000000 Trans FICA	5,000.00	636.18	3,892.29	1,431.78
50E080	2550	2130	61	000000	12,000.00	1,405.58	7,957.87	4,725.75
50E080	2550	2130	70	000000	2,000.00	137.25	863.93	1,201.32
50E100	2550	2130	00	100000 Summer School FICA	142.00	0.00	142.05	-0.05
50E110	2550	2130	00	110000 PreK Trans FICA	0.00	0.00	0.00	0.00
50E210	2550	2130	00	210000 ROE Pre K Trans FICA	0.00	0.00	0.00	0.00
50E470	2550	2130	00	470000 21st Cent FICA	25.00	0.00	24.74	0.26
50E500	2550	2130	00	500000 Title I Summer School FICA	100.00	0.00	0.00	100.00
50E510	2550	2130	00	510000 Prek Trans FICA	1,400.00	253.40	1,141.58	371.09

				Account Level	2011-12	December 2011-12	2011-12	Unexpended
FDTLOC	FUNC	OBJ	SJ	Description	Budget	Monthly Activity	FY Activity	Balance
50E610	2550	2130	00	610000 Trans Voc Ed FICA	160.00	0.00	10.98	149.02
50E620	2550	2130	00	620000 Trans Spec Ed FICA	8,000.00	982.14	5,277.05	3,144.22
50E080	2550	2140	00	000000 Trans Medicare	1,200.00	148.80	927.91	365.44
50E080	2550	2140	61	000000	3,000.00	328.68	1,861.02	1,298.86
50E080	2550	2140	70	000000	1,600.00	32.10	202.05	1,413.21
50E100	2550	2140	00	100000	34.00	0.00	33.21	0.79
50E110	2550	2140	00	110000	0.00	0.00	0.00	0.00
50E470	2550	2140	00	470000	6.00	0.00	5.79	0.21
50E510	2550	2140	00	510000	300.00	59.27	266.97	59.37
50E610	2550	2140	00	610000	25.00	0.00	2.57	22.43
50E620	2550	2140	00	620000	7,000.00	229.71	1,234.18	5,864.34
50E---	2550	2---	--	-----	128,522.00	20,645.66	71,386.21	62,590.78
50E420	2560	2120	00	420000 Food Service IMRF	40,000.00	13,330.26	33,388.38	8,482.61
50E420	2560	2130	00	420000 Food Service FICA	18,000.00	1,848.31	12,133.75	6,775.75
50E420	2560	2140	00	420000	10,000.00	432.26	2,837.68	7,375.03
50E---	2560	2---	--	-----	68,000.00	15,610.83	48,359.81	22,633.39
50E---	25--	----	--	-----	350,572.00	56,961.28	206,958.97	157,628.44
50E010	2620	2130	00	000000	100.00	0.00	40.92	59.08
50E010	2620	2140	00	000000	50.00	0.00	9.57	40.43
50E070	2620	2140	00	000000	0.00	0.56	2.12	-1.70
50E---	2620	2---	--	-----	150.00	0.56	52.61	97.81
50E010	2660	2120	00	000000 District Comp Tech IMRF	8,800.00	686.18	4,924.75	4,256.09
50E010	2660	2130	00	000000 District Comp Tech FICA	4,800.00	344.20	2,451.42	2,520.68
50E010	2660	2140	00	000000 District Comp Tech Medicare	2,000.00	141.66	965.82	1,105.01
50E---	2660	2---	--	-----	15,600.00	1,172.04	8,341.99	7,881.78
50E---	26--	----	--	-----	15,750.00	1,172.60	8,394.60	7,979.59
50E070	2900	2120	00	000000 Century 21 IMRF	500.00	50.16	103.09	424.76
50E070	2900	2130	00	000000 Century 21 FICA	500.00	26.02	52.04	460.97
50E070	2900	2140	00	000000 Century 21 Med	250.00	17.81	66.19	190.15
50E470	2900	2140	00	470000 21st Cent Med	6.00	0.00	5.34	0.66
50E---	2900	2---	--	-----	1,256.00	93.99	226.66	1,076.54
50E---	29--	----	--	-----	1,256.00	93.99	226.66	1,076.54
50E070	3000	2120	00	000000	0.00	-8.07	7.44	-7.44
50E100	3000	2120	00	100000 Title I Pnt Inl Sec IMRF	0.00	0.00	0.00	0.00
50E110	3000	2120	00	110000 Pre K Babysit IMRF	0.00	0.00	0.00	0.00
50E500	3000	2120	00	500000 Title I Pnt Inl IMRF Pr	50.00	-12.58	-30.57	80.57
50E510	3000	2120	00	510000	3,000.00	299.24	1,356.18	1,803.04
50E070	3000	2130	00	000000	0.00	3.80	11.05	-11.05
50E100	3000	2130	00	100000 Title I Pnt Inl Sec FICA	0.00	0.00	0.00	0.00
50E500	3000	2130	00	500000 Title I Pnt Inl FICA Pr	500.00	44.57	166.74	356.67
50E510	3000	2130	00	510000	1,500.00	150.10	672.35	899.60
50E070	3000	2140	00	000000	0.00	5.11	16.05	-14.55
50E100	3000	2140	00	100000 Title I Pnt Inl Medicare	50.00	0.00	49.80	0.20
50E110	3000	2140	00	110000 PreK 0-3 Teach Medicare	34.00	0.00	33.55	0.45
50E500	3000	2140	00	500000 Title I Prnt Inv Med Pr	300.00	36.50	156.29	162.18
50E510	3000	2140	00	510000 PreK 0-3 Medicare Prior	800.00	93.46	408.33	432.95
50E---	3000	2---	--	-----	6,234.00	612.13	2,847.21	3,702.62
50E110	3001	2140	00	110000 PreK 3-5 Teach Medicare	63.00	0.00	62.34	0.66
50E510	3001	2140	00	510000 PreK 3-5 Medicare Prior	250.00	24.36	109.62	152.56
50E---	3001	2---	--	-----	313.00	24.36	171.96	153.22
50E110	3002	2120	00	110000 PreK Blk Com Serv IMRF	375.00	0.00	374.45	0.55
50E510	3002	2120	00	510000 PreK Com Serv IMRF	600.00	0.00	0.00	600.00
50E110	3002	2130	00	110000 PreK Blk Comm Serv FICA	188.00	0.00	187.82	0.18
50E510	3002	2130	00	510000 PreK Com Serv FICA	500.00	0.00	0.00	500.00
50E110	3002	2140	00	110000 PreK Comm Serv Med	94.00	0.00	93.77	0.23
50E510	3002	2140	00	510000 PreK Comm Serv Med Prior	500.00	26.08	117.33	395.68
50E---	3002	2---	--	-----	2,257.00	26.08	773.37	1,496.64

Account Level				2011-12	December 2011-12	2011-12	Unexpended	
FDTLOC	FUNC	OBJ	SJ	Description	Budget	Monthly Activity	FY Activity	Balance
50E---	30--	----	--	-----	8,804.00	662.57	3,792.54	5,352.48
5-E---	----	----	--	-----	734,934.00	115,383.58	418,218.36	345,606.59
80E320	2362	3800	00	320000 Work Comp Insurance	112,000.00	0.00	111,475.00	525.00
80E320	2362	3900	00	320000 Direct pay for W/C visits	500.00	737.29	737.29	-237.29
80E---	2362	3----	--	-----	112,500.00	737.29	112,212.29	287.71
80E320	2363	3800	00	320000 Unemployment Insurance	19,500.00	0.00	11,501.00	7,999.00
80E---	2363	3----	--	-----	19,500.00	0.00	11,501.00	7,999.00
80E320	2364	3800	00	320000 Insurance	13,000.00	0.00	12,625.07	374.93
80E---	2364	3----	--	-----	13,000.00	0.00	12,625.07	374.93
80E320	2365	3800	00	320000 Building Grounds Ins	50,950.00	0.00	50,950.00	0.00
80E320	2365	3810	00	320000 Vehicle Ins	21,000.00	0.00	20,835.00	165.00
80E---	2365	3----	--	-----	71,950.00	0.00	71,785.00	165.00
80E320	2367	1100	00	320000 Tort Salaries	463,310.00	46,508.86	395,044.84	68,265.16
80E---	2367	1----	--	-----	463,310.00	46,508.86	395,044.84	68,265.16
80E320	2367	3190	00	320000 Background Checks	5,000.00	104.00	1,103.00	3,897.00
80E---	2367	3----	--	-----	5,000.00	104.00	1,103.00	3,897.00
80E320	2369	3800	00	320000 Legal Fees	25,000.00	100.00	7,995.37	17,004.63
80E---	2369	3----	--	-----	25,000.00	100.00	7,995.37	17,004.63
80E320	2372	3800	00	320000 Vehicle Insurance	0.00	0.00	0.00	0.00
80E---	2372	3----	--	-----	0.00	0.00	0.00	0.00
80E---	23--	----	--	-----	710,260.00	47,450.15	612,266.57	97,993.43
8-E---	----	----	--	-----	710,260.00	47,450.15	612,266.57	97,993.43
90E370	2530	3100	00	370000 L/S MS Contractors	0.00	0.00	0.00	0.00
90E370	2530	3160	00	370000 L/S MS Arch Fees	94,924.00	0.00	94,923.38	0.62
90E010	2530	3190	00	000000 L/S Purchases Services	25,000.00	1,739.31	10,924.18	14,075.82
90E370	2530	3190	00	370000 L/S MS Oth Pur Serv	0.00	0.00	0.00	0.00
90E010	2530	3240	00	000000 L/S Contractor Fees	0.00	0.00	0.00	0.00
90E---	2530	3----	--	-----	119,924.00	1,739.31	105,847.56	14,076.44
90E010	2530	4100	00	000000 L/S Supplies	25,000.00	1,152.93	3,826.14	21,173.86
90E---	2530	4----	--	-----	25,000.00	1,152.93	3,826.14	21,173.86
90E010	2530	5500	00	000000 L/S Equipment	0.00	0.00	0.00	0.00
90E---	2530	5----	--	-----	0.00	0.00	0.00	0.00
90E---	25--	----	--	-----	144,924.00	2,892.24	109,673.70	35,250.30
9-E---	----	----	--	-----	144,924.00	2,892.24	109,673.70	35,250.30
--E---	----	----	--	-----	19,819,294.00	1,496,591.25	10,492,838.30	9,931,518.18
Grand Revenue Totals					19,889,098.00	869,213.87	12,473,474.90	7,415,623.10
Grand Expense Totals					19,819,294.00	1,496,591.25	10,492,838.30	9,931,518.18
Grand Totals					69,804.00	627,377.38	1,980,636.60	2,515,895.08
					Profit	Loss	Profit	Loss

***** End of report *****

January 04, 2012

Mr. Monte Newlin
Regional Superintendent of Schools
3rd Floor Court House
Olney, IL 62450

Dear Mr. Newlin:

The East Richland School District is requesting a waiver concerning the amendment to the Childhood Hunger Relief Act (105 ILCS 126/20), also referred to as the Summer Mandate. This amendment requires that a school district must, in all schools in which 50 percent or more of the student population is eligible for free or reduced-priced meals AND that have a summer school program, implement a summer breakfast and/or lunch program for the duration of the summer school program.

Our district is requesting a waiver for the following reasons:

- 1) We are uncertain that we will have the funds available for a summer school program.
- 2) If we do have a summer program, we believe it will not be cost effective or fulfill the intent of the mandate to implement a summer meal program.

Our summer program last year at East Richland Elementary School had an enrollment of only 50 students, with the likelihood of actual attendance per day being much lower because of numerous summer family activities. The students meet only 4 days per week for 1 hour 15 minutes per day (8:30 a.m. to 9:45 a.m.) for a total of twenty days.

The program is not easily accessible to other children in the community since the school is not centrally located. A breakfast meal would probably be a cold meal pattern and not necessarily enticing to attract extra children that would have to be driven to the site by their parents. The kitchen is usually closed for the summer for deep cleaning, and the inventory is depleted as much as possible and put in storage. Registration for the new school year is usually held the last week of July or the first week of August in the cafeteria and kitchen area.

The Summer Food Service Program would reimburse the district approximately \$1.65 per attending child. We would have to hire at least 1 person to handle the ordering of food, inventory, serving, clean-up, and marking off point-of-sale participation. Estimated work time would be 1 hour per day minimum and 1 extra hour per week for paper work. Cost of labor would depend on seniority of applicant and who might be available for this limited time period. Depending on attendance, the district may not be able to meet expenses for such a limited program. For the small number of students we might have, we feel we can better meet their needs by making available healthy snacks for the teachers to use at their discretion, if we do have summer school.

Therefore, we respectfully request your careful consideration of this waiver.

Sincerely,

Marilyn Holt
Superintendent of Schools

East Richland CUSD 1

Olney, ILLINOIS



ILLINOIS DISTRICT REPORT CARD

State and federal laws require public school districts to release report cards to the public each year.

Starting in 2009, charter school information is included in district statistics.

STUDENTS

RACIAL/ETHNIC BACKGROUND AND OTHER INFORMATION

	White	Black	Hispanic	Asian	Native Hawaiian /Pacific Islander	American Indian	Two or More Races	Percent Low-Income	Percent Limited-English-Proficient	Percent IEP	High Sch. Dropout Rate	Chronic Truancy Rate	Mobility Rate	Attendance Rate	Total Enrollment
District	95.6	0.6	1.6	0.9	0.0	0.1	1.2	48.2	0.0	13.6	4.1	1.0	12.0	94.0	2,193
State	51.4	18.3	23.0	4.1	0.1	0.3	2.8	48.1	8.8	14.0	2.7	3.2	12.8	94.0	2,074,806

Low-income students come from families receiving public aid; live in institutions for neglected or delinquent children; are supported in foster homes with public funds; or are eligible to receive free or reduced-price lunches. IEP students are those students eligible to receive special education services.

Limited-English-proficient students are those students eligible for transitional bilingual programs.

Mobility rate is based on the number of times students enroll in or leave a school during the school year.

Chronic truants are students who are absent from school without valid cause for 18 or more of the last 180 school days.

Total Enrollment is based on Home School.

INSTRUCTIONAL SETTING

PARENTAL CONTACT*		STUDENT-TO-STAFF RATIOS			
	Percent	Pupil-Teacher Elementary	Pupil-Teacher Secondary	Pupil-Certified Staff	Pupil-Administrator
District	99.1	19.3	17.5	14.4	274.1
State	96.0	18.8	18.9	13.6	211.3

* Parental contact includes parent-teacher conferences, parental visits to school, school visits to home, telephone conversations, and written correspondence.

AVERAGE CLASS SIZE (as of the first school day in May)

Grades	K	1	2	3	4	5	6	7	8	9 - 12
District	22.4	20.9	25.6	25.7	26.5	26.0	27.2	23.8	25.3	18.1
State	20.9	21.6	21.8	22.3	22.9	23.3	22.0	21.3	21.3	19.2

TIME DEVOTED TO TEACHING CORE SUBJECTS (Minutes Per Day)

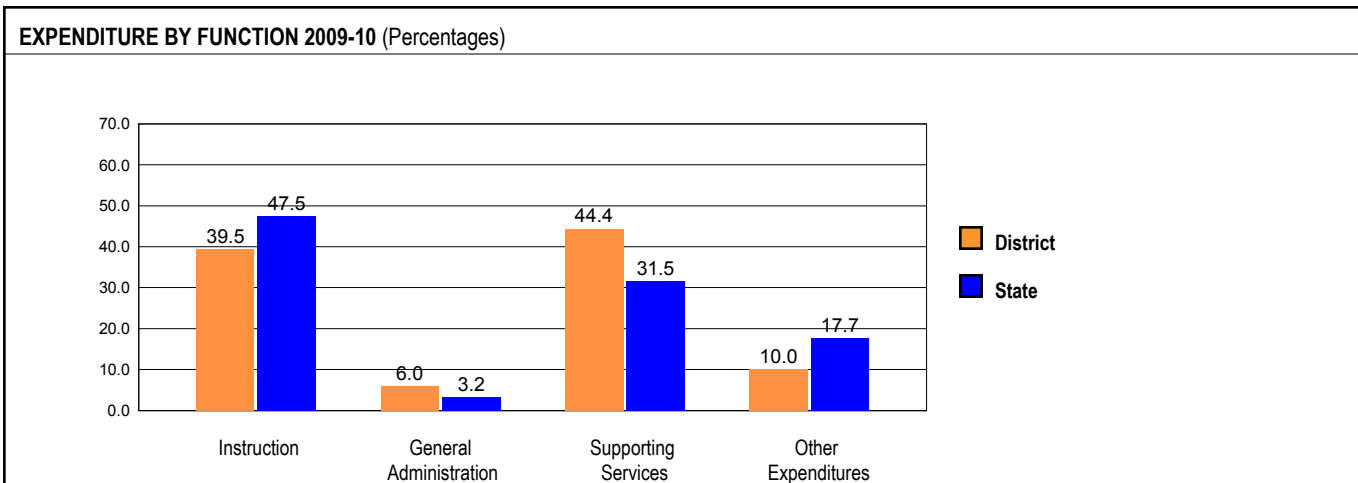
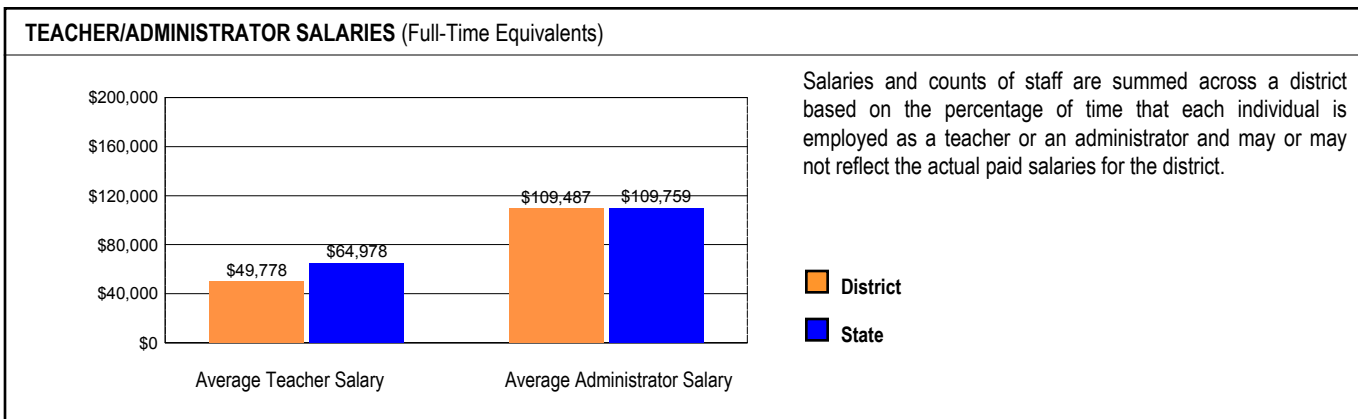
Grades	Mathematics			Science			English/Language Arts			Social Science		
	3	6	8	3	6	8	3	6	8	3	6	8
District	75	84	84	25	42	42	162	84	84	12	42	42
State	60	55	52	30	43	44	143	103	91	30	43	44

TEACHER INFORMATION (Full-Time Equivalents)											
	White	Black	Hispanic	Asian	Native Hawaiian/ Pacific islander	American Indian	Two or More Races	Unknown	Male	Female	Total Number
District	100.0	0.0	0.0	0.0	0.0	0.0	0.0	0.0	22.6	77.4	128
State	82.4	6.1	5.0	1.2	0.1	0.1	0.7	4.3	23.1	76.9	128,262

TEACHER INFORMATION (Continued)						
		Average Teaching Experience (Years)	% of Teachers with Bachelor's Degrees	% of Teachers with Master's & Above	% of Teachers with Emergency or Provisional Credentials	% of Classes Not Taught by Highly Qualified Teachers
District:	All Schools	15.0	55.5	44.5	0.0	0.0
	High Poverty Schools					
	Low Poverty Schools					
State:	All Schools	13.2	39.5	60.4	0.6	0.8
	High Poverty Schools	13.0	41.4	58.5	1.4	3.3
	Low Poverty Schools	12.9	31.5	68.4	0.2	0.0

The No Child Left Behind Act requires that information for certain data elements be disaggregated by high- and low-poverty schools. Poverty (low-income) is defined on page 1 of all report cards. High- and low-poverty schools include those in the top and bottom quarters of the poverty distribution of schools in the state. Disaggregated data are reported only if at least one school in your district falls within the high-poverty quarter and at least one school within the low-poverty quarter.

SCHOOL DISTRICT FINANCES



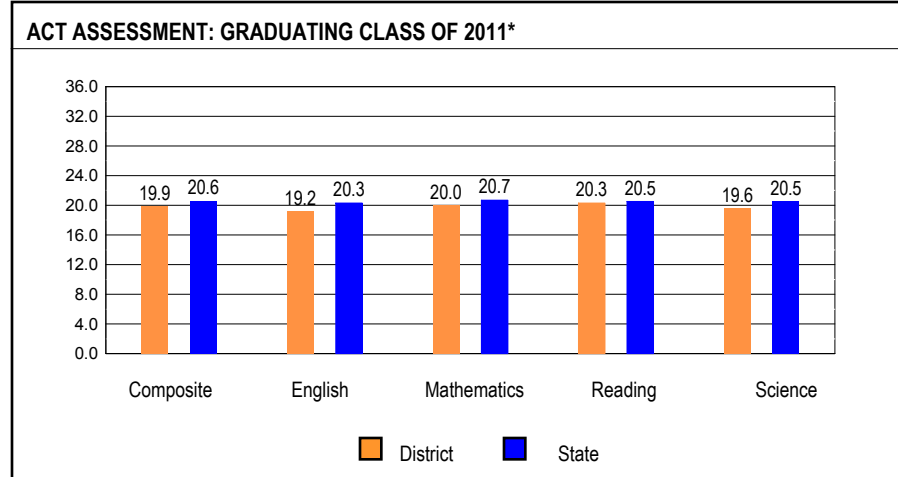
REVENUE BY SOURCE 2009-10			
	District	District %	State %
Local Property Taxes	\$6,059,478	32.3	58.9
Other Local Funding	\$1,588,685	8.5	6.4
General State Aid	\$6,024,256	32.1	14.9
Other State Funding	\$1,705,303	9.1	7.5
Federal Funding	\$3,369,973	18.0	12.4
TOTAL	\$18,747,695		

EXPENDITURE BY FUND 2009-10			
	District	District %	State %
Education	\$14,284,092	61.0	72.9
Operations & Maintenance	\$689,867	2.9	6.0
Transportation	\$1,347,086	5.8	3.8
Debt Service	\$1,012,574	4.3	7.2
Tort	\$689,699	2.9	1.2
Municipal Retirement/ Social Security	\$669,076	2.9	1.9
Fire Prevention & Safety	\$4,727,366	20.2	0.7
Site & Construction/ Capital Improvement	\$0	0.0	6.4
TOTAL	\$23,419,760		

OTHER FINANCIAL INDICATORS				
	2008 Equalized Assessed Valuation per Pupil	2008 Total School Tax Rate per \$100	2009-10 Instructional Expenditure per Pupil	2009-10 Operating Expenditure per Pupil
District	\$78,418	4.17	\$4,820	\$9,075
State	**	**	\$6,773	\$11,537

** Due to the way Illinois school districts are configured, state averages for equalized assessed valuation per pupil and total school tax rate per \$100 are not provided.
Equalized assessed valuation includes all computed property values upon which a district's local tax rate is calculated.
Total school tax rate is a district's total tax rate as it appears on local property tax bills.
Instructional expenditure per pupil includes the direct costs of teaching pupils or the interaction between teachers and pupils.
Operating expenditure per pupil includes the gross operating cost of a school district excluding summer school, adult education, bond principal retired, and capital expenditures.

ACADEMIC PERFORMANCE



The number and percent of students taking the ACT are no longer reported since virtually every eleventh grade student takes the ACT as part of the PSAE.

* Includes graduating students' most recent ACT Assessment scores from an ACT national test date or PSAE testing. Excludes the scores of students who took the test with special accommodations. State averages for ACT data are based on regular public schools and do not include private and special purpose schools.

HIGH SCHOOL GRADUATION RATE														
	Gender			Race / Ethnicity							LEP	Migrant	Students with Disabilities	Economically Disadvantaged
	All	Male	Female	White	Black	Hispanic	Asian	Native Hawaiian/ Pacific Islander	American Indian	Two or More Races				
District	85.2	78.0	93.9	84.6	100.0	100.0	100.0			75.0			95.7	100.0
State	83.8	80.9	86.7	89.1	74.0	76.8	92.3			81.4			66.2	75.1

2009 NATIONAL ASSESSMENT OF EDUCATIONAL PROGRESS (NAEP)

NAEP is sponsored by the U.S. Department of Education and administered to students in grade 4, 8, and 12. Only grade 4 and 8 results are required to be reported.

Achievement levels reflect what students should know and be able to do. Based on recommendations from policymakers, educators, and members of the general public, the Governing Board for NAEP sets specific achievement levels for each subject area and grade. To provide a context for interpreting student performance, NAEP results are reported as percentages of students performing below the *Basic* level, at or above the *Basic* and *Proficient* levels, and at the *Advanced* level.

Basic denotes partial mastery of prerequisite knowledge and skills that are fundamental for proficient work at a given grade.

Proficient represents solid academic performance. Students reaching this level have demonstrated competency over challenging subject matter.

Advanced represents superior performance.

The four achievement levels (below basic, basic, proficient, and advanced) are reported as level 1 through level 4, respectively. Please note that only state results are reported.

Grade 4

Grade 4 - All

Levels	Reading				Mathematics			
	1	2	3	4	1	2	3	4
	35.3	32.4	23.7	8.6	20.4	41.9	30.9	6.7

Grade 4 - Racial/Ethnic Background

Levels	Reading				Mathematics			
	1	2	3	4	1	2	3	4
White	22.0	34.2	31.8	12.0	9.5	38.9	42.1	9.5
Black	59.8	28.8	10.1	1.4	45.8	43.3	10.3	0.6
Hispanic	52.0	32.4	13.5	2.1	28.0	51.7	18.8	1.5
Asian	9.2	27.4	36.2	27.1	3.0	23.9	48.0	25.1
American Indian								

Grade 4 - Limited-English-Proficient

Levels	Reading				Mathematics			
	1	2	3	4	1	2	3	4
	70.3	22.3	6.6	0.8	47.2	42.2	9.8	0.8

Grade 4 - Students with Disabilities

Levels	Reading				Mathematics			
	1	2	3	4	1	2	3	4
	67.2	18.1	10.6	4.1	38.2	38.6	19.3	3.9

Grade 4 - Economically Disadvantaged

Levels	Reading				Mathematics			
	1	2	3	4	1	2	3	4
	53.4	31.7	13.0	1.8	34.2	47.9	16.8	1.1

Grade 4 - NAEP Participation Rates

	Reading	Mathematics
Limited English Proficient	79.5	85.3
Students with Disabilities	81.6	88.2

Grade 8**Grade 8 - All**

Levels	Reading				Mathematics			
	1	2	3	4	1	2	3	4
	23.5	43.8	30.4	2.3	27.4	39.5	25.9	7.2

Grade 8 - Racial/Ethnic Background

Levels	Reading				Mathematics			
	1	2	3	4	1	2	3	4
White	13.9	43.8	39.2	3.1	14.6	41.6	33.6	10.2
Black	46.2	43.6	10.0	0.2	58.6	32.6	8.1	0.7
Hispanic	34.9	46.7	18.1	0.3	40.6	42.4	15.9	1.1
Asian	7.6	32.5	52.1	7.8	10.8	29.6	40.6	19.0
American Indian								

Grade 8 - Limited-English-Proficient

Levels	Reading				Mathematics			
	1	2	3	4	1	2	3	4
	72.0	23.5	4.5	0.0	68.3	24.3	7.1	0.3

Grade 8 - Students with Disabilities

Levels	Reading				Mathematics			
	1	2	3	4	1	2	3	4
	62.9	27.2	9.6	0.3	62.2	29.9	6.9	1.1

Grade 8 - Economically Disadvantaged

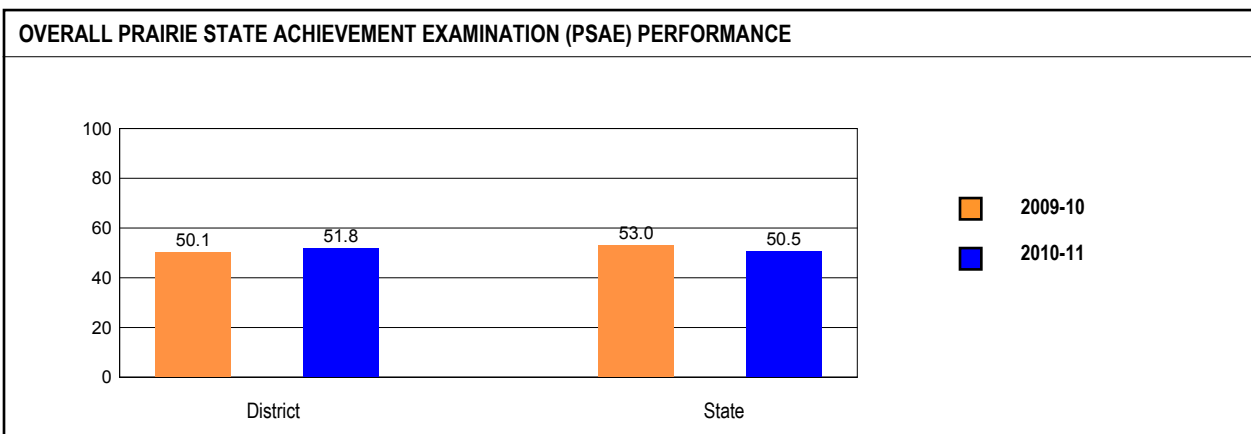
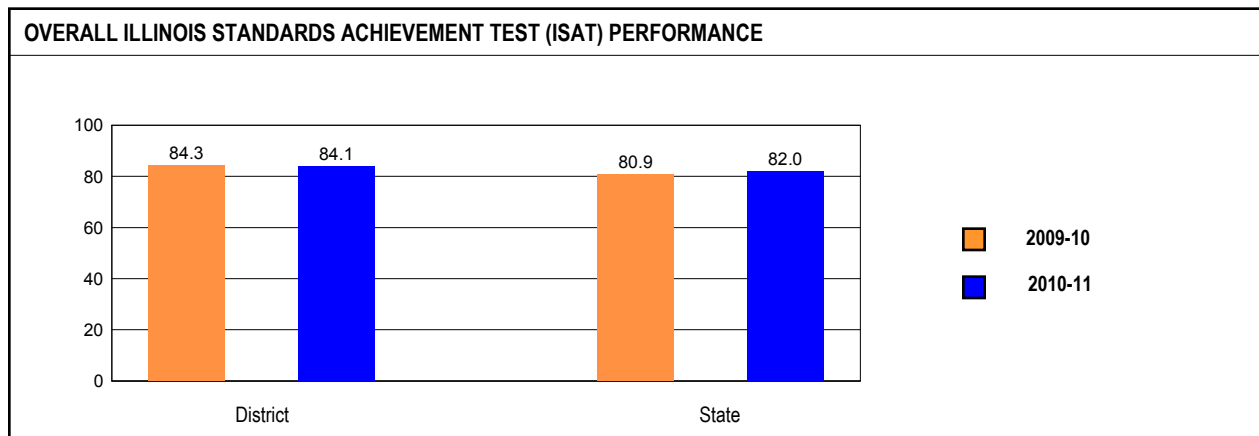
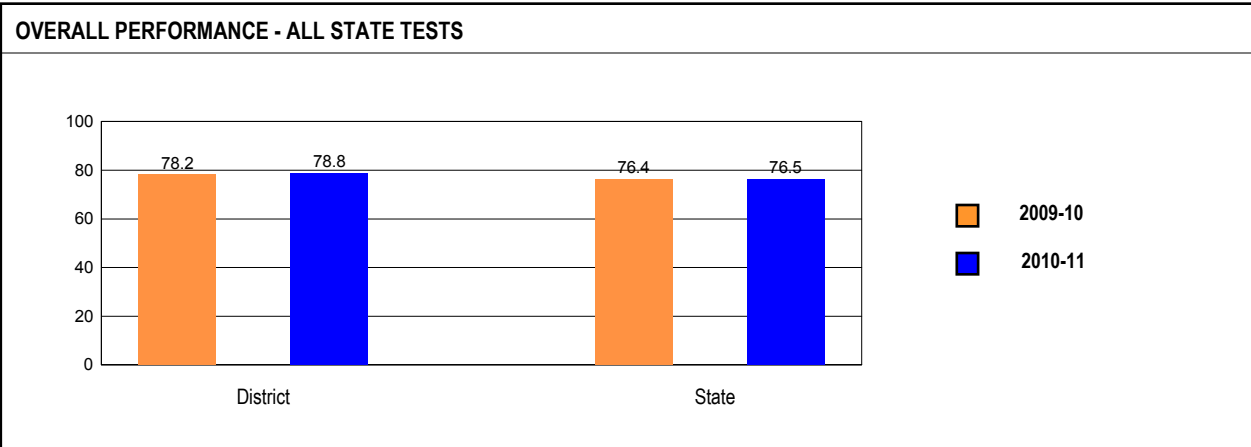
Levels	Reading				Mathematics			
	1	2	3	4	1	2	3	4
	40.2	43.6	15.7	0.5	46.9	38.6	12.8	1.7

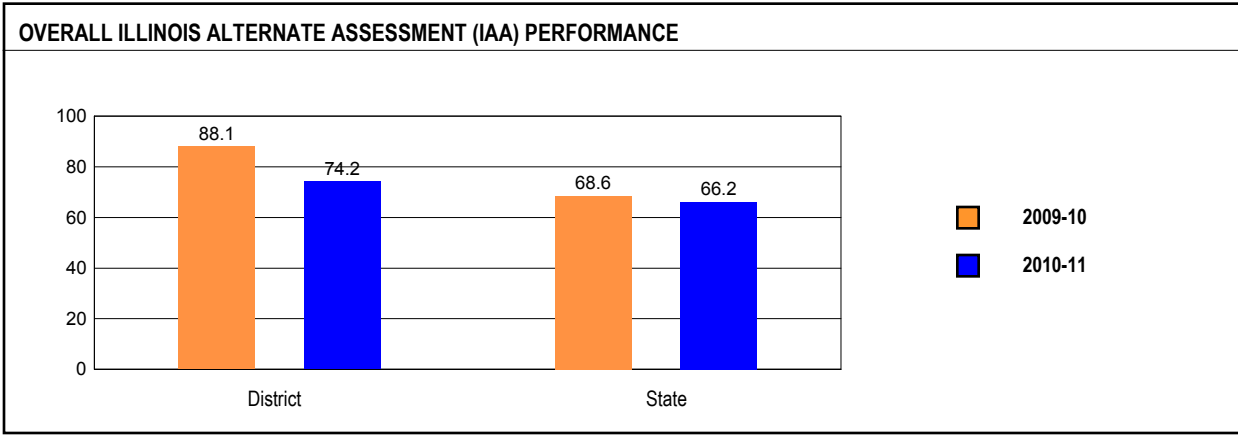
Grade 8 - NAEP Participation Rates

	Reading	Mathematics
Limited English Proficient	76.0	81.4
Students with Disabilities	78.0	80.3

OVERALL STUDENT PERFORMANCE

These charts present the overall percentages of state test scores categorized as meeting or exceeding the Illinois Learning Standards for your district and the state. They represent your district's performance in reading, mathematics, and science.

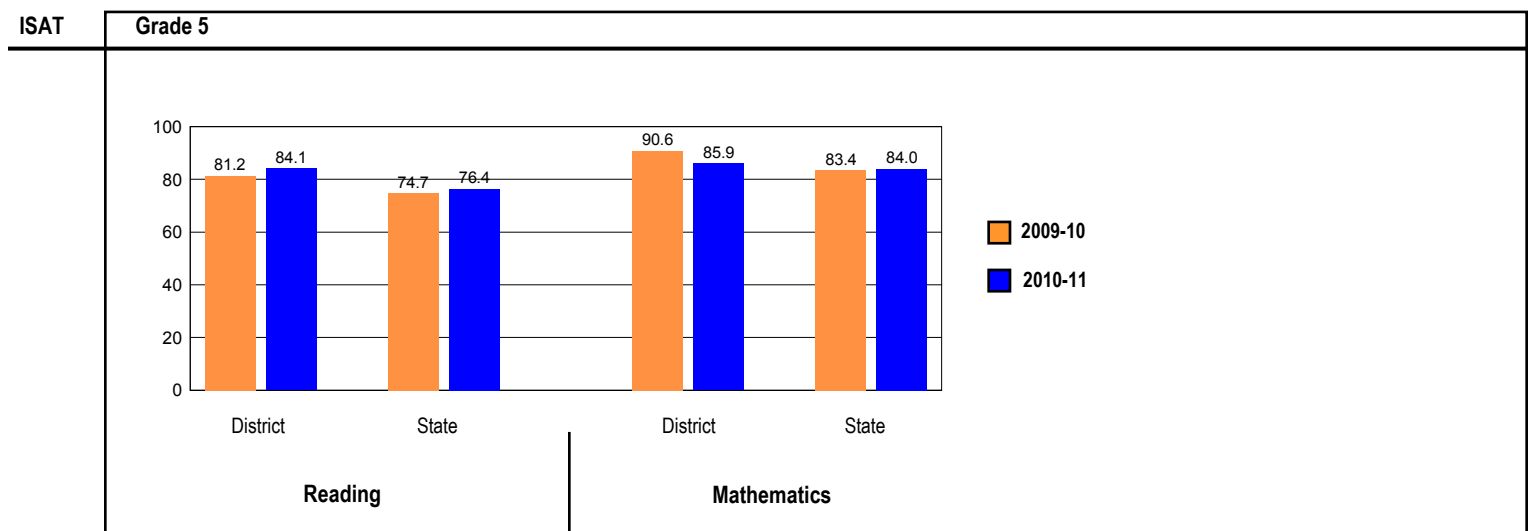
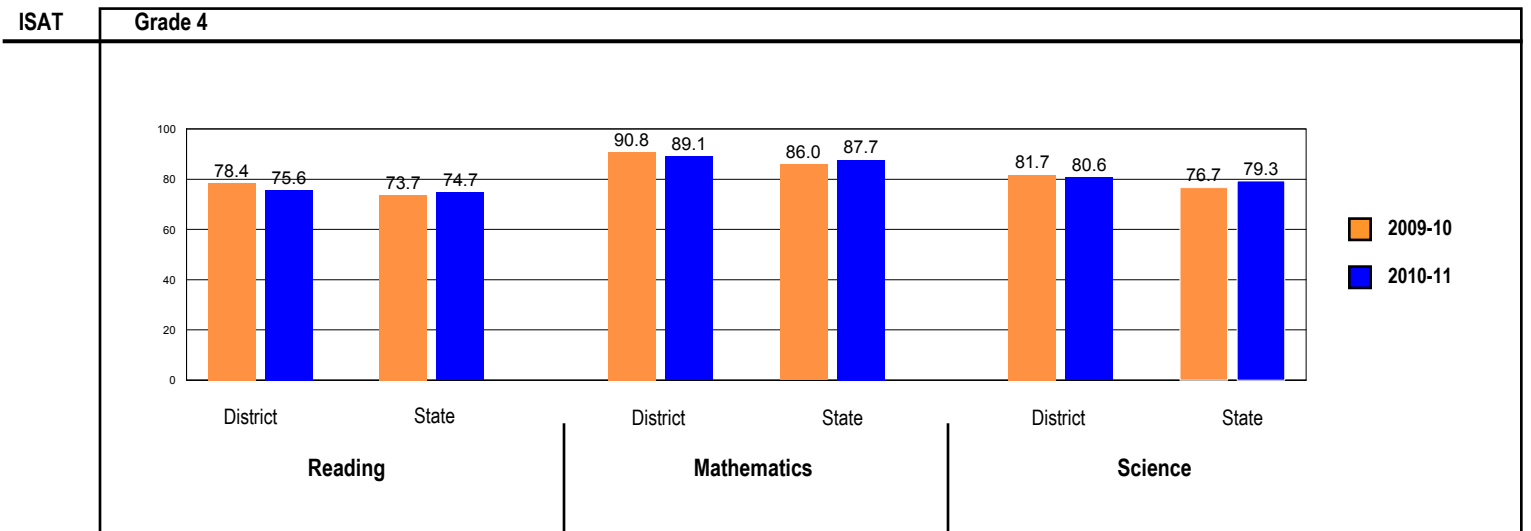
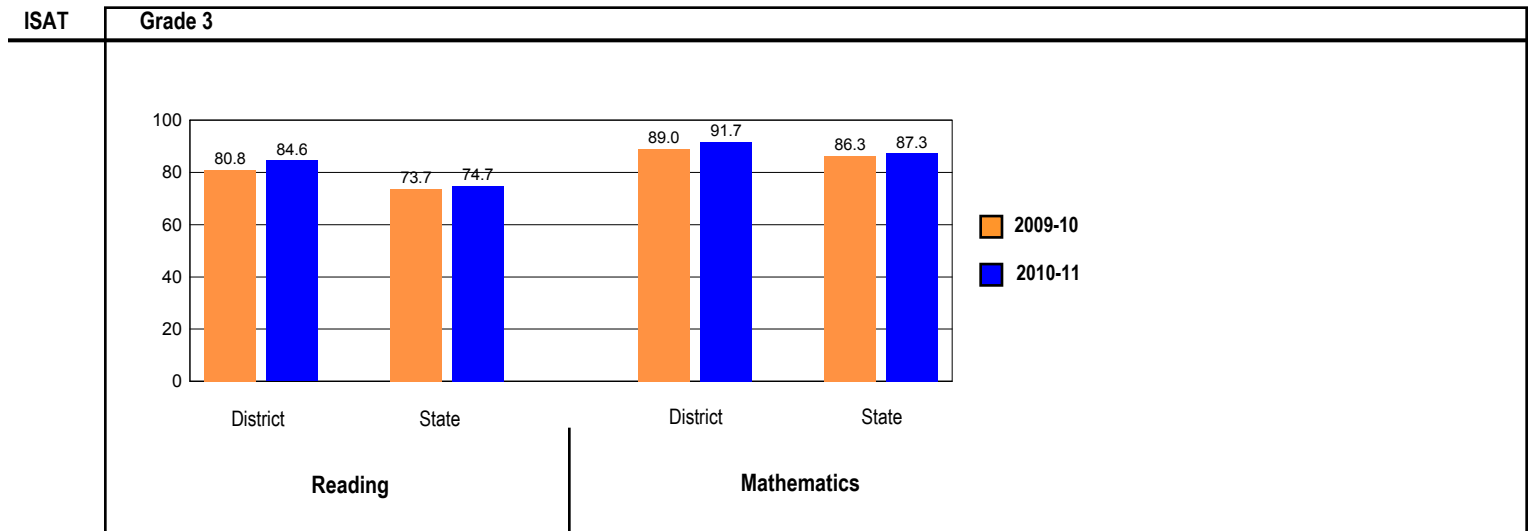




IAA scores in the Progressing and Attaining performance levels count the same, respectively, as scores on other state assessments that meet or exceed Standards.

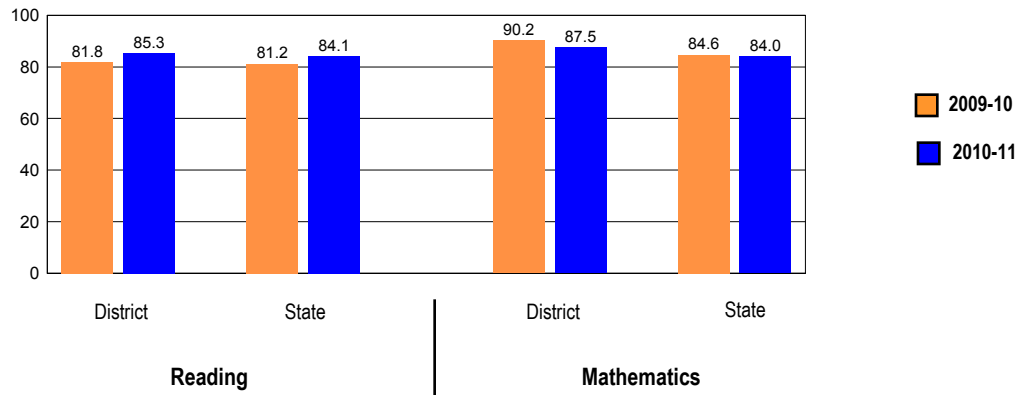
ISAT PERFORMANCE

These charts provide information on attainment of the Illinois Learning Standards. They show the percents of student scores meeting or exceeding Standards for the grades and subjects tested on ISAT.



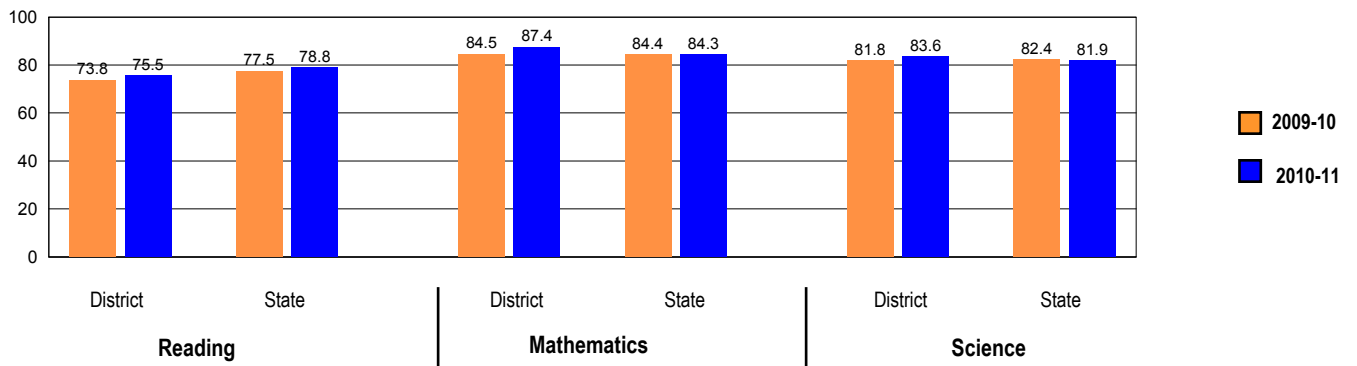
ISAT

Grade 6



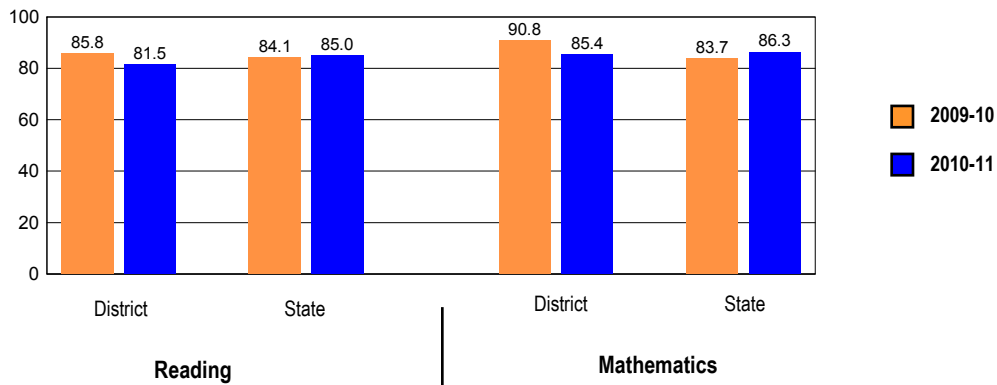
ISAT

Grade 7



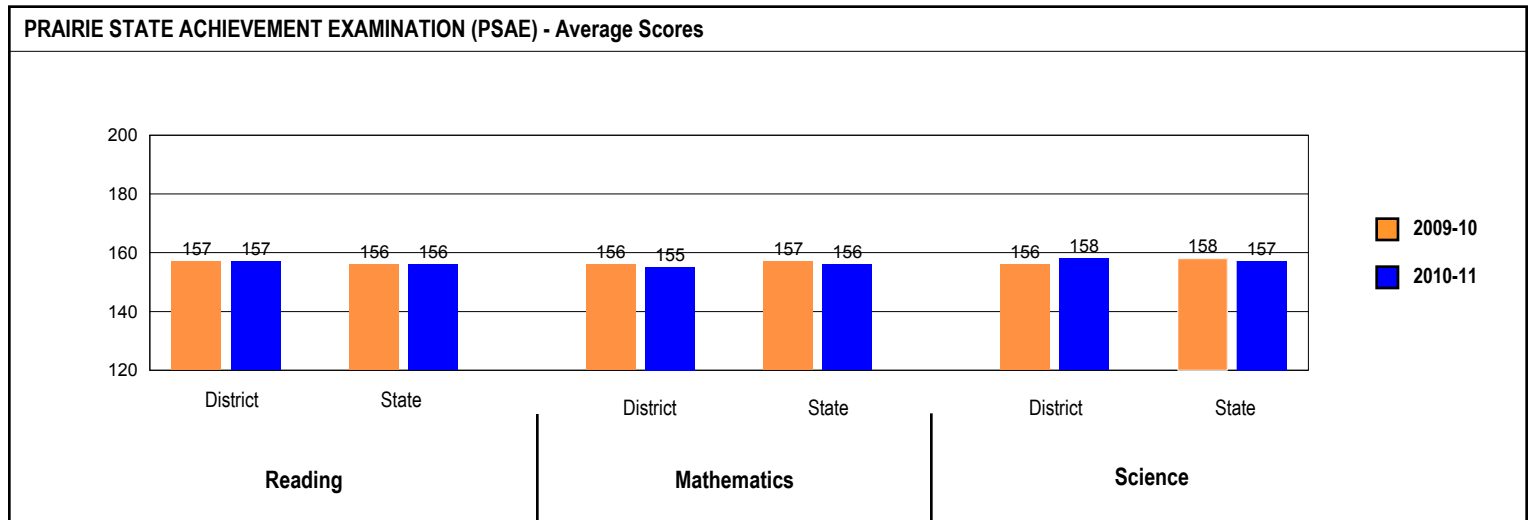
ISAT

Grade 8

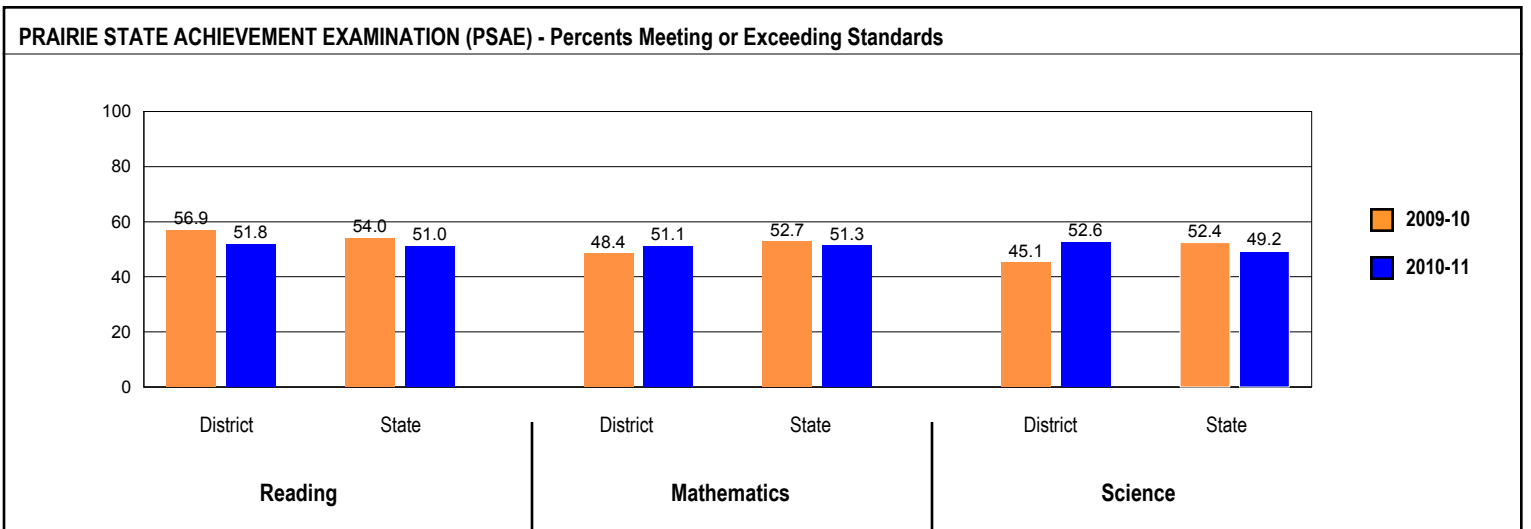


PSAE PERFORMANCE

These charts provide information on attainment of the Illinois Learning Standards. They show the average scores and also the percents of student scores meeting or exceeding Standards in reading, mathematics, and science on PSAE.



PSAE scores range from 120 to 200.



Number of students in this District with PSAE scores in 2011: 137

PERFORMANCE ON STATE ASSESSMENTS

Federal law requires that student achievement results for reading, mathematics, and science for schools providing Title I services be reported to the general public.

The Illinois Standards Achievement Test (ISAT) is administered to students in grades 3 through 8. The Prairie State Achievement Examination (PSAE) is administered to students in grade 11. The Illinois Alternate Assessment (IAA) is administered to students with disabilities whose Individualized Education Programs (IEPs) indicate that participation in the ISAT or PSAE would not be appropriate.

Students with disabilities have an IEP (No Child Left Behind Act). An IEP is a written plan for a child with a disability who is eligible to receive special education services under the Individuals with Disabilities Education Act.

Reading and Mathematics are tested in grades 3 through 8, and 11. Science is tested in grades 4, 7, and 11.

In order to protect students' identities, test data for groups of fewer than ten students are not reported.

PERCENTAGE OF STUDENTS NOT TESTED IN STATE TESTING PROGRAMS FOR READING															
		Gender			Racial/Ethnic Background										
		All	Male	Female	White	Black	Hispanic	Asian	Native Hawaiian /Pacific Islander	American Indian	Two or More Races	LEP	Migrant	Students with Disabilities	Economically Disadvantaged
District	*Enrollment	1,054	534	520	1,017	5	9	7	0	0	16	0	0	149	523
	Reading	0.2	0.4	0.0	0.2						0.0			0.7	0.0
State	*Enrollment	1,075,993	550,552	525,225	554,770	197,979	244,338	44,033	976	3,305	29,668	65,498	276	150,007	522,525
	Reading	0.5	0.5	0.4	0.4	0.7	0.3	0.9	0.5	0.4	0.5	0.7	0.4	0.9	0.5

* Enrollment as reported during the testing windows for grades 3-8 and 11.

Number of LEP Students who have attended schools in the U.S. for less than 12 months and are not assessed on the State's reading/language arts test: 0

PERCENTAGE OF STUDENTS NOT TESTED IN STATE TESTING PROGRAMS FOR MATHEMATICS															
		Gender			Racial/Ethnic Background										
		All	Male	Female	White	Black	Hispanic	Asian	Native Hawaiian /Pacific Islander	American Indian	Two or More Races	LEP	Migrant	Students with Disabilities	Economically Disadvantaged
District	*Enrollment	1,054	534	520	1,017	5	9	7	0	0	16	0	0	149	523
	Mathematics	0.2	0.4	0.0	0.2						0.0			0.7	0.0
State	*Enrollment	1,077,714	551,494	526,004	555,155	198,036	244,999	44,624	980	3,312	29,684	67,235	282	150,024	523,732
	Mathematics	0.4	0.5	0.4	0.4	0.7	0.3	0.7	0.4	0.5	0.4	0.4	0.4	0.9	0.5

* Enrollment as reported during the testing windows for grades 3-8 and 11.

PERCENTAGE OF STUDENTS NOT TESTED IN STATE TESTING PROGRAMS FOR SCIENCE															
		Gender			Racial/Ethnic Background							LEP	Migrant	Students with Disabilities	Economically Disadvantaged
		All	Male	Female	White	Black	Hispanic	Asian	Native Hawaiian/Pacific Islander	American Indian	Two or More Races				
District	*Enrollment	447	225	222	436	0	4	4	0	0	3	0	0	60	207
	Science	0.7	0.4	0.9	0.7									1.7	0.5
State	*Enrollment	460,543	234,564	225,880	241,336	84,536	101,176	19,148	441	1,439	12,080	23,708	123	63,609	214,960
	Science	0.8	0.9	0.7	0.6	1.3	0.7	1.5	0.7	0.8	0.7	0.7	0.0	1.4	0.9

* Enrollment as reported during the testing windows for grades 4, 7, and 11.

ILLINOIS STANDARDS ACHIEVEMENT TEST (ISAT)

The following tables show the percentages of student scores in each of four performance levels. These levels were established with the help of Illinois educators who teach the grade levels and learning areas tested. Due to rounding, the sum of the percentages in the four performance levels may not always equal 100.

- Level 1 -- Academic Warning - Student work demonstrates limited knowledge and skills in the subject. Because of major gaps in learning, students apply knowledge and skills ineffectively.
- Level 2 -- Below Standards - Student work demonstrates basic knowledge and skills in the subject. However, because of gaps in learning, students apply knowledge and skills in limited ways.
- Level 3 -- Meets Standards - Student work demonstrates proficient knowledge and skills in the subject. Students effectively apply knowledge and skills to solve problems.
- Level 4 -- Exceeds Standards - Student work demonstrates advanced knowledge and skills in the subject. Students creatively apply knowledge and skills to solve problems and evaluate the results.

Grade 3

Grade 3 - All

Levels	Reading				Mathematics			
	1	2	3	4	1	2	3	4
District	1.9	13.5	60.3	24.4	2.6	5.8	48.1	43.6
State	5.8	19.5	47.6	27.1	2.9	9.8	43.2	44.1

Grade 3 - Gender

Levels	Reading				Mathematics				
	1	2	3	4	1	2	3	4	
Male	District	2.7	20.0	56.0	21.3	4.0	8.0	41.3	46.7
	State	7.4	21.0	46.5	25.1	3.3	9.9	41.2	45.6
Female	District	1.2	7.4	64.2	27.2	1.2	3.7	54.3	40.7
	State	4.2	17.8	48.8	29.2	2.4	9.8	45.2	42.6

Grade 3 - Racial/Ethnic Background

Levels		Reading				Mathematics			
		1	2	3	4	1	2	3	4
White	District	2.0	12.0	62.0	24.0	2.0	6.0	48.0	44.0
	State	2.6	12.3	48.2	37.0	1.1	4.9	37.2	56.8
Black	District								
	State	10.8	28.6	47.3	13.2	7.3	18.8	51.0	22.9
Hispanic	District								
	State	9.3	29.3	47.6	13.8	3.6	14.3	52.5	29.5
Asian	District								
	State	2.5	8.4	42.5	46.6	1.2	3.0	24.3	71.5
Native Hawaiian/Pacific Islander	District								
	State	2.7	14.4	46.8	36.0	0.0	4.4	40.7	54.9
American Indian	District								
	State	7.1	21.7	51.8	19.4	3.2	12.4	45.8	38.5
Two or More Races	District								
	State	3.9	16.8	47.2	32.0	1.8	8.7	42.2	47.4

Grade 3 - Students with Disabilities

Levels		Reading				Mathematics			
		1	2	3	4	1	2	3	4
IEP	District	12.0	24.0	56.0	8.0	8.0	16.0	48.0	28.0
	State	20.9	35.2	33.4	10.4	9.2	21.3	46.9	22.5
Non-IEP	District	0.0	11.5	61.1	27.5	1.5	3.8	48.1	46.6
	State	3.6	17.2	49.6	29.5	2.0	8.2	42.6	47.2

Grade 3 - Economically Disadvantaged

Levels		Reading				Mathematics			
		1	2	3	4	1	2	3	4
Free/Reduced Price Lunch	District	3.3	20.7	56.5	19.6	3.3	7.6	58.7	30.4
	State	9.4	28.2	48.3	14.1	4.8	15.3	51.7	28.2
Not Eligible	District	0.0	3.1	65.6	31.3	1.6	3.1	32.8	62.5
	State	1.8	9.9	46.8	41.4	0.8	3.8	33.7	61.6

Grade 4**Grade 4 - All**

Levels		Reading				Mathematics				Science			
		1	2	3	4	1	2	3	4	1	2	3	4
District		0.0	24.4	46.8	28.8	0.0	10.9	55.8	33.3	2.6	16.8	58.1	22.6
	State	0.9	24.3	44.5	30.2	1.2	11.1	60.1	27.6	3.5	17.2	58.4	21.0

Grade 4 - Gender

Levels		Reading				Mathematics				Science			
		1	2	3	4	1	2	3	4	1	2	3	4
Male	District	0.0	25.4	47.9	26.8	0.0	12.7	59.2	28.2	4.2	14.1	59.2	22.5
	State	1.2	27.6	44.1	27.1	1.5	11.6	58.3	28.6	3.8	16.9	56.6	22.6
Female	District	0.0	23.5	45.9	30.6	0.0	9.4	52.9	37.6	1.2	19.0	57.1	22.6
	State	0.6	21.0	44.9	33.5	0.9	10.5	61.9	26.7	3.1	17.5	60.2	19.2

Grade 4 - Racial/Ethnic Background

Levels	Reading				Mathematics				Science				
	1	2	3	4	1	2	3	4	1	2	3	4	
White	District	0.0	24.3	47.4	28.3	0.0	11.2	55.9	32.9	2.6	16.6	58.3	22.5
	State	0.4	14.7	44.3	40.5	0.6	5.8	56.6	37.0	1.1	8.5	60.2	30.2
Black	District												
	State	1.9	40.5	44.3	13.3	2.7	20.9	65.4	11.0	8.2	33.4	52.6	5.7
Hispanic	District												
	State	1.3	35.3	46.4	16.9	1.6	16.1	67.1	15.3	5.4	25.3	59.7	9.7
Asian	District												
	State	0.4	10.4	37.3	52.0	0.6	3.8	41.2	54.3	2.0	7.8	53.1	37.2
Native Hawaiian/Pacific Islander	District												
	State	0.0	21.3	42.5	36.2	3.1	7.1	55.9	33.9	4.7	13.3	53.9	28.1
American Indian	District												
	State	1.1	32.7	43.7	22.4	1.4	13.0	66.4	19.2	3.7	22.2	58.8	15.3
Two or More Races	District												
	State	0.9	19.6	44.2	35.3	0.9	10.5	57.1	31.5	1.9	14.6	58.8	24.6

Grade 4 - Students with Disabilities

Levels	Reading				Mathematics				Science				
	1	2	3	4	1	2	3	4	1	2	3	4	
IEP	District	0.0	48.0	40.0	12.0	0.0	32.0	44.0	24.0	12.0	24.0	56.0	8.0
	State	4.9	56.0	29.4	9.8	5.7	29.0	55.0	10.3	9.9	31.2	50.1	8.8
Non-IEP	District	0.0	19.8	48.1	32.1	0.0	6.9	58.0	35.1	0.8	15.4	58.5	25.4
	State	0.3	19.6	46.8	33.3	0.5	8.4	60.9	30.2	2.5	15.1	59.6	22.8

Grade 4 - Economically Disadvantaged

Levels	Reading				Mathematics				Science				
	1	2	3	4	1	2	3	4	1	2	3	4	
Free/Reduced Price Lunch	District	0.0	36.9	47.6	15.5	0.0	16.7	61.9	21.4	2.4	24.1	60.2	13.3
	State	1.5	36.3	46.5	15.7	1.9	17.2	66.5	14.3	5.9	26.6	58.4	9.2
Not Eligible	District	0.0	9.7	45.8	44.4	0.0	4.2	48.6	47.2	2.8	8.3	55.6	33.3
	State	0.3	11.8	42.4	45.5	0.4	4.6	53.3	41.6	1.0	7.3	58.4	33.3

Grade 5

Grade 5 - All

Levels	Reading				Mathematics			
	1	2	3	4	1	2	3	4
District	0.0	15.9	52.9	31.2	0.0	14.1	69.2	16.7
	0.4	23.2	49.1	27.3	0.5	15.5	64.6	19.4

Grade 5 - Gender

Levels	Reading				Mathematics				
	1	2	3	4	1	2	3	4	
Male	District	0.0	17.7	57.0	25.3	0.0	12.8	74.4	12.8
	State	0.5	26.1	48.8	24.6	0.6	16.5	63.0	19.9
Female	District	0.0	14.1	48.7	37.2	0.0	15.4	64.1	20.5
	State	0.2	20.1	49.4	30.2	0.4	14.5	66.3	18.8

Grade 5 - Racial/Ethnic Background

Levels	Reading				Mathematics				
	1	2	3	4	1	2	3	4	
White	District	0.0	15.9	51.7	32.4	0.0	14.6	68.8	16.7
	State	0.2	13.7	49.8	36.3	0.2	8.9	64.9	25.9
Black	District								
	State	0.8	38.5	48.3	12.4	1.3	29.5	62.5	6.6
Hispanic	District								
	State	0.6	34.7	49.5	15.3	0.6	20.8	68.7	9.8
Asian	District								
	State	0.2	9.8	41.2	48.7	0.4	5.1	48.0	46.5
Native Hawaiian/Pacific Islander	District								
	State	0.0	13.3	49.2	37.5	0.0	10.8	58.5	30.8
American Indian	District								
	State	0.7	28.7	47.9	22.8	0.2	19.7	62.9	17.1
Two or More Races	District								
	State	0.2	18.1	49.4	32.2	0.3	13.4	63.9	22.3

Grade 5 - Students with Disabilities

Levels	Reading				Mathematics				
	1	2	3	4	1	2	3	4	
IEP	District	0.0	48.0	28.0	24.0	0.0	44.0	52.0	4.0
	State	2.2	59.6	31.6	6.7	2.5	42.1	50.4	5.0
Non-IEP	District	0.0	9.8	57.6	32.6	0.0	8.4	72.5	19.1
	State	0.1	17.7	51.8	30.5	0.2	11.4	66.8	21.6

Grade 5 - Economically Disadvantaged

Levels	Reading				Mathematics				
	1	2	3	4	1	2	3	4	
Free/Reduced Price Lunch	District	0.0	25.0	54.8	20.2	0.0	24.1	63.9	12.0
	State	0.6	35.3	50.2	13.9	0.8	23.7	67.0	8.5
Not Eligible	District	0.0	5.5	50.7	43.8	0.0	2.7	75.3	21.9
	State	0.1	10.9	48.0	41.0	0.2	7.2	62.2	30.5

Grade 6

Grade 6 - All

Levels	Reading				Mathematics				
	1	2	3	4	1	2	3	4	
District		0.0	14.7	53.7	31.6	1.5	11.0	57.4	30.1
	State	0.2	15.7	56.8	27.3	0.6	15.5	58.0	25.9

Grade 6 - Gender

Levels	Reading				Mathematics				
	1	2	3	4	1	2	3	4	
Male	District	0.0	21.5	49.2	29.2	0.0	16.9	53.8	29.2
	State	0.3	19.1	57.1	23.5	0.7	16.8	56.2	26.3
Female	District	0.0	8.5	57.7	33.8	2.8	5.6	60.6	31.0
	State	0.1	12.2	56.5	31.3	0.5	14.0	59.9	25.6

Grade 6 - Racial/Ethnic Background

Levels	Reading				Mathematics				
	1	2	3	4	1	2	3	4	
White	District	0.0	13.0	54.2	32.8	1.5	11.5	56.5	30.5
	State	0.1	9.4	54.7	35.8	0.3	8.9	56.8	34.0
Black	District								
	State	0.4	28.1	60.0	11.4	1.3	30.1	58.6	10.0
Hispanic	District								
	State	0.2	21.7	61.6	16.4	0.7	20.5	63.8	15.1
Asian	District								
	State	0.1	6.0	41.5	52.4	0.2	4.7	38.4	56.6
Native Hawaiian/Pacific Islander	District								
	State	0.0	10.7	55.7	33.6	0.8	9.0	56.6	33.6
American Indian	District								
	State	0.4	18.1	60.4	21.1	0.8	18.1	60.5	20.5
Two or More Races	District								
	State	0.1	12.9	55.1	31.8	0.4	13.3	57.1	29.1

Grade 6 - Students with Disabilities

Levels	Reading				Mathematics				
	1	2	3	4	1	2	3	4	
IEP	District	0.0	40.0	60.0	0.0	6.7	46.7	46.7	0.0
	State	1.3	51.5	41.8	5.4	3.1	46.0	45.0	5.9
Non-IEP	District	0.0	11.6	52.9	35.5	0.8	6.6	58.7	33.9
	State	0.0	10.3	59.1	30.6	0.2	10.9	60.0	28.9

Grade 6 - Economically Disadvantaged

Levels	Reading				Mathematics				
	1	2	3	4	1	2	3	4	
Free/Reduced Price Lunch	District	0.0	19.0	65.1	15.9	3.2	19.0	54.0	23.8
	State	0.3	24.5	61.2	13.9	0.9	24.0	62.0	13.1
Not Eligible	District	0.0	11.0	43.8	45.2	0.0	4.1	60.3	35.6
	State	0.1	7.0	52.4	40.5	0.2	7.0	54.1	38.7

Grade 7

Grade 7 - All

Levels	Reading				Mathematics				Science			
	1	2	3	4	1	2	3	4	1	2	3	4
District	0.0	24.5	53.8	21.7	4.2	8.4	51.0	36.4	8.6	7.9	56.4	27.1
	0.4	20.8	58.0	20.8	2.2	13.5	53.9	30.4	5.7	12.4	57.8	24.1

Grade 7 - Gender

Levels	Reading				Mathematics				Science				
	1	2	3	4	1	2	3	4	1	2	3	4	
Male	District	0.0	34.2	50.7	15.1	8.2	11.0	53.4	27.4	12.5	9.7	54.2	23.6
	State	0.6	24.9	56.8	17.7	2.8	15.0	51.7	30.5	6.8	12.4	54.5	26.4
Female	District	0.0	14.3	57.1	28.6	0.0	5.7	48.6	45.7	4.4	5.9	58.8	30.9
	State	0.2	16.5	59.3	24.1	1.5	12.0	56.2	30.3	4.6	12.4	61.3	21.7

Grade 7 - Racial/Ethnic Background

Levels	Reading				Mathematics				Science				
	1	2	3	4	1	2	3	4	1	2	3	4	
White	District	0.0	25.4	52.9	21.7	4.3	8.7	50.7	36.2	8.9	8.1	55.6	27.4
	State	0.2	14.4	58.3	27.1	1.1	8.5	51.4	38.9	2.9	6.8	55.9	34.5
Black	District												
	State	0.9	34.3	55.7	9.1	4.9	24.4	58.3	12.4	12.3	22.9	58.4	6.5
Hispanic	District												
	State	0.5	26.6	60.9	11.9	2.6	17.7	59.8	19.9	7.5	17.9	63.3	11.3
Asian	District												
	State	0.2	8.2	48.9	42.6	0.8	4.8	33.6	60.9	2.4	5.3	50.2	42.0
Native Hawaiian/Pacific Islander	District												
	State	0.0	13.6	57.4	29.0	0.6	7.1	50.0	42.3	4.2	7.7	59.5	28.6
American Indian	District												
	State	1.0	30.4	55.5	13.1	3.5	19.3	56.4	20.7	8.3	16.3	59.1	16.3
Two or More Races	District												
	State	0.3	19.2	57.6	22.9	2.1	13.3	52.6	32.0	4.8	11.3	55.9	28.1

Grade 7 - Students with Disabilities

Levels	Reading				Mathematics				Science				
	1	2	3	4	1	2	3	4	1	2	3	4	
IEP	District	0.0	75.0	16.7	8.3	25.0	16.7	58.3	0.0	25.0	16.7	58.3	0.0
	State	2.4	61.2	33.0	3.4	11.1	39.7	42.9	6.2	20.4	27.0	46.1	6.5
Non-IEP	District	0.0	19.8	57.3	22.9	2.3	7.6	50.4	39.7	7.0	7.0	56.3	29.7
	State	0.1	14.8	61.7	23.4	0.9	9.7	55.5	33.9	3.5	10.2	59.5	26.7

Grade 7 - Economically Disadvantaged

Levels	Reading				Mathematics				Science				
	1	2	3	4	1	2	3	4	1	2	3	4	
Free/Reduced Price Lunch	District	0.0	36.6	56.3	7.0	7.0	15.5	60.6	16.9	14.5	11.6	60.9	13.0
	State	0.7	31.0	58.3	10.0	3.5	20.6	59.4	16.4	9.2	19.3	61.1	10.4
Not Eligible	District	0.0	12.5	51.4	36.1	1.4	1.4	41.7	55.6	2.8	4.2	52.1	40.8
	State	0.1	11.2	57.7	30.9	0.9	6.9	48.7	43.4	2.4	5.9	54.7	36.9

Grade 8

Grade 8 - All

Levels	Reading				Mathematics			
	1	2	3	4	1	2	3	4
District								
	0.0	18.5	70.2	11.3	0.0	14.6	52.3	33.1
State								
	0.2	14.8	74.9	10.1	0.4	13.3	54.5	31.8

Grade 8 - Gender

Levels	Reading				Mathematics				
	1	2	3	4	1	2	3	4	
Male	District	0.0	23.5	61.2	15.3	0.0	17.6	45.9	36.5
	State	0.3	17.9	73.0	8.9	0.5	15.1	53.1	31.3
Female	District	0.0	12.1	81.8	6.1	0.0	10.6	60.6	28.8
	State	0.1	11.6	76.8	11.5	0.3	11.5	56.0	32.2

Grade 8 - Racial/Ethnic Background

Levels	Reading				Mathematics				
	1	2	3	4	1	2	3	4	
White	District	0.0	18.9	69.6	11.5	0.0	14.9	51.4	33.8
	State	0.1	9.7	75.9	14.3	0.3	8.4	50.9	40.5
Black	District								
	State	0.3	25.6	71.7	2.4	0.8	25.4	60.6	13.2
Hispanic	District								
	State	0.2	19.7	76.0	4.1	0.5	17.0	61.8	20.8
Asian	District								
	State	0.1	5.9	70.6	23.4	0.2	3.7	34.3	61.9
Native Hawaiian/Pacific Islander	District								
	State	0.6	9.7	73.3	16.4	1.2	8.5	48.5	41.8
American Indian	District								
	State	0.0	20.8	74.0	5.2	1.1	19.4	55.3	24.2
Two or More Races	District								
	State	0.1	14.3	73.4	12.2	0.6	11.8	54.3	33.3

Grade 8 - Students with Disabilities

Levels	Reading				Mathematics				
	1	2	3	4	1	2	3	4	
IEP	District	0.0	68.4	31.6	0.0	0.0	63.2	36.8	0.0
	State	1.0	51.5	46.2	1.3	2.4	46.6	45.3	5.7
Non-IEP	District	0.0	11.4	75.8	12.9	0.0	7.6	54.5	37.9
	State	0.1	9.4	79.1	11.4	0.1	8.5	55.8	35.6

Grade 8 - Economically Disadvantaged

Levels	Reading				Mathematics				
	1	2	3	4	1	2	3	4	
Free/Reduced Price Lunch	District	0.0	26.4	68.1	5.6	0.0	19.4	59.7	20.8
	State	0.3	22.7	73.5	3.4	0.7	20.6	61.3	17.4
Not Eligible	District	0.0	11.4	72.2	16.5	0.0	10.1	45.6	44.3
	State	0.1	7.8	76.1	16.1	0.2	6.8	48.4	44.6

PRAIRIE STATE ACHIEVEMENT EXAMINATION (PSAE)

The following tables show the percentages of student scores in each of four performance levels. These levels were established with the help of Illinois educators who teach the grade levels and learning areas tested. Due to rounding, the sum of the percentages in the four performance levels may not always equal 100.

Level 1 -- Academic Warning - Student work demonstrates limited knowledge and skills in the subject. Because of major gaps in learning, students apply knowledge and skills ineffectively.

Level 2 -- Below Standards - Student work demonstrates basic knowledge and skills in the subject. However, because of gaps in learning, students apply knowledge and skills in limited ways.

Level 3 -- Meets Standards - Student work demonstrates proficient knowledge and skills in the subject. Students effectively apply knowledge and skills to solve problems.

Level 4 -- Exceeds Standards - Student work demonstrates advanced knowledge and skills in the subject. Students creatively apply knowledge and skills to solve problems and evaluate the results.

Grade 11

Grade 11 - All

Levels	Reading				Mathematics				Science			
	1	2	3	4	1	2	3	4	1	2	3	4
District	6.6	41.6	38.0	13.9	8.8	40.1	46.7	4.4	5.8	41.6	48.2	4.4
State	10.1	38.9	40.7	10.4	10.0	38.7	43.1	8.2	8.6	42.2	39.6	9.6

Grade 11 - Gender

Levels	Reading				Mathematics				Science				
	1	2	3	4	1	2	3	4	1	2	3	4	
Male	District	6.7	44.0	34.7	14.7	10.7	30.7	52.0	6.7	4.0	41.3	46.7	8.0
	State	12.7	39.3	38.2	9.8	10.6	35.9	43.3	10.2	9.0	38.6	40.1	12.3
Female	District	6.5	38.7	41.9	12.9	6.5	51.6	40.3	1.6	8.1	41.9	50.0	0.0
	State	7.5	38.5	43.2	10.9	9.4	41.5	42.9	6.2	8.1	45.8	39.2	6.9

Grade 11 - Racial/Ethnic Background

Levels	Reading				Mathematics				Science				
	1	2	3	4	1	2	3	4	1	2	3	4	
White	District	6.6	41.2	38.2	14.0	8.8	40.4	46.3	4.4	5.9	41.9	47.8	4.4
	State	6.1	29.6	49.4	14.9	5.3	29.8	53.5	11.4	4.2	31.3	50.4	14.0
Black	District												
	State	18.5	56.7	23.2	1.6	23.0	56.8	19.6	0.6	19.9	63.2	16.2	0.7
Hispanic	District												
	State	14.7	52.2	30.0	3.1	13.2	51.9	33.0	1.9	11.9	58.1	27.7	2.2
Asian	District												
	State	6.7	27.3	46.3	19.7	3.2	19.0	52.0	25.7	3.9	25.7	49.3	21.2
Native Hawaiian/Pacific Islander	District												
	State	8.0	43.8	41.6	6.6	5.8	40.1	46.7	7.3	2.9	49.6	38.7	8.8
American Indian	District												
	State	12.5	42.4	36.7	8.4	11.9	42.5	40.3	5.3	8.6	48.1	38.0	5.3
Two or More Races	District												
	State	7.6	35.9	43.6	12.9	8.5	38.6	44.1	8.7	6.5	40.2	41.8	11.5

Grade 11 - Students with Disabilities

Levels	Reading				Mathematics				Science				
	1	2	3	4	1	2	3	4	1	2	3	4	
IEP	District	46.7	40.0	13.3	0.0	60.0	33.3	6.7	0.0	46.7	46.7	6.7	0.0
	State	46.5	37.9	13.4	2.2	46.1	41.8	11.2	0.9	39.6	46.9	11.5	2.1
Non-IEP	District	1.6	41.8	41.0	15.6	2.5	41.0	51.6	4.9	0.8	41.0	53.3	4.9
	State	5.2	39.0	44.3	11.4	5.2	38.3	47.4	9.1	4.5	41.6	43.4	10.6

Grade 11 - Economically Disadvantaged

Levels	Reading				Mathematics				Science				
	1	2	3	4	1	2	3	4	1	2	3	4	
Free/Reduced Price Lunch	District	11.4	47.7	36.4	4.5	18.2	50.0	31.8	0.0	15.9	54.5	29.5	0.0
	State	17.1	53.1	27.3	2.6	17.8	53.4	27.3	1.5	15.6	59.0	23.6	1.8
Not Eligible	District	4.3	38.7	38.7	18.3	4.3	35.5	53.8	6.5	1.1	35.5	57.0	6.5
	State	5.5	29.7	49.4	15.4	5.0	29.1	53.4	12.5	4.0	31.3	50.0	14.6

2011 ADEQUATE YEARLY PROGRESS (AYP) INFORMATION

Is this district making Adequate Yearly Progress (AYP)?	No
Is this district making AYP in Reading?	No
Is this district making AYP in Mathematics?	No

Has this district been identified for District Improvement according to the AYP specifications of the federal No Child Left Behind Act?		Yes
2011-12 Federal Improvement Status	District Improvement Year 1	
2011-12 State Improvement Status	Academic Early Warning Year 1	

	Percent Tested on State Tests				Percent Meeting/Exceeding Standards *						Other Indicators			
	Reading		Mathematics		Reading			Mathematics			Attendance Rate		Graduation Rate	
	%	Met AYP	%	Met AYP	%	Safe Harbor Target **	Met AYP	%	Safe Harbor Target **	Met AYP	%	Met AYP	%	Met AYP
State AYP Minimum Target	95.0		95.0		85.0			85.0			91.0		82.0	
All	99.8	Yes	99.8	Yes	78.0		No	83.7		Yes	94.0	Yes	85.2	Yes
White	99.8	Yes	99.8	Yes	78.2	81.0	No	83.3		Yes	94.7		84.6	
Black														
Hispanic														
Asian														
Native Hawaiian/ Pacific Islander														
American Indian Two or More Races														
LEP														
Students with Disabilities	99.3	Yes	99.3	Yes	47.0	55.7	No	56.1	72.0	No	93.6		95.7	
Economically Disadvantaged	100.0	Yes	100.0	Yes	69.7	71.7	Yes	77.1	80.6	No	93.4		100.0	

Four Conditions Are Required For Making Adequate Yearly Progress (AYP):

1. At least 95% tested in reading and mathematics for every student group. If the current year participation rate is less than 95%, this condition may be met if the average of the current and preceding year rates is at least 95%, or if the average of the current and two preceding years is at least 95%. Only actual participation rates are printed. If the participation rate printed is less than 95% and yet this school makes AYP, it means that the 95% condition was met by averaging.
2. At least 85% meeting/exceeding standards in reading and mathematics for every group. For any group with less than 85% meeting/exceeding standards, a 95% confidence interval was applied. Subgroups may meet this condition through Safe Harbor provisions.***
3. At least 91% attendance rate for non-high schools and at least 82% graduation rate for high schools.

* Includes only students enrolled as of 05/01/2010.

** Safe Harbor Targets of 85% or above are not printed.

***Subgroups with fewer than 45 students are not reported. Safe Harbor only applies to subgroups of 45 or more. In order for Safe Harbor to apply, a subgroup must decrease by 10% the percentage of scores that did not meet standards from the previous year plus meet the other indicators (attendance rate for non-high schools and graduation rate for high schools) for the subgroup. For subgroups that do not meet their Safe Harbor Targets, a 75% confidence interval is applied. Safe Harbor allows schools an alternate method to meet subgroup minimum targets on achievement.

FEDERAL SCHOOL IMPROVEMENT STATUS

Below is a list of the Title I funded schools in the district that are in Federal School Improvement Status as defined by the federal No Child Left Behind Act of 2001.

Number of schools in this district: 3

Number of Title I schools: 1

Number of Title I schools in Federal School Improvement Status: 1

Percent of schools in Federal School Improvement Status: 33.3%

School ID	School Name	Years in School Improvement
120800010262008	East Richland Elementary School	1

2011 DIFFERENTIATED ACCOUNTABILITY CLASSIFICATION

The Differentiated Accountability Classification for the district is:	Comprehensive
Is this district making AYP in the "ALL" subgroup in reading?	No
Is this district making AYP in the "ALL" subgroup in math?	Yes

In 2008, the Illinois State Board of Education was one of 6 states to be chosen by the US Department of Education to participate on the Differentiated Accountability Pilot Program. The Differentiated Accountability classification applies only to districts in federal improvement status that do not make AYP.

The classification is a descriptor (i.e., focused or comprehensive) that is added to a district's improvement status. Current Title I requirements do not change. The classification assists in distinguishing between districts that need focused supports verses more comprehensive interventions.

If a district does make AYP in ALL-student group in both reading and math, this district will be classified as a focused district; otherwise, the district will be identified as a comprehensive district.

East Richland Community Unit School District No. 1
Certified Employee Seniority List
As of July 1, 2011

TENURED

Number	Name	Start Date	E.R. Years	IL. Years	Degree	Hours	Teaching Areas
1.	Franklin, Rick	8/71	40	43	M		K-6 P.E. , Grade 6, P.E., Health, 9-12 P.E., Health, Dr. Ed
2.	Groves, Marsha	9/80	31	31	M	16	K-5, K-6 Art, Music, K-6 P.E., Grade 6, 1-8 Reading (Special Certificate), 7/8 LA, K-12 LD
3.	Henderson, Norman	8/81	30	30	B		Grade 6, M.S. T&I, 9-11 Production Tech., Transportation. Tech., Communication. Tech., Energy Utilization Tech., 11/12 Construction I & II, 10-12 Wood Design Drafting 6-10
4.	Webster, Leslie	8/84	28	29	B		K-12 LD, K-5
5.	Carmody, Dave As per administrative agreement	8/28/89	26	31	B	16	7/8 S, P.E., Health, K-6 P.E., Grade 10 Physical Science, 11/12 Current Events, Psychology, 9-12 P.E., Health, Dr. Ed. Special K-12

Number	Name	Start Date	E.R. Years	IL. Years	Degree	Hours	Teaching Areas
6.	Wallace, Nancy	8/25/86	25	34	M		K-9, Grade 6, 7/8 SS, S, LA LD, EMH, BD/SED
7.	Schonert, Maridel	8/27/87	24	33	M	16	K-5, K-6 Art, Music, P.E., Grade 6, 1-8 Reading (Special Certificate) 7/8, LA, LD, EMH, BD/SED
8.	Bussard, Kim	8/87	24	24	M		K-5, K-6 Art, Music, P.E., Grade 6,
9.	Clark, Patricia	8/27/87	24	24	B	16	K-5, K-6 Art, Music, P.E., Grade 6, 7/8 SS, LA,
10.	Hahn, Suzanne	8/8/88	23	30	M		K-5, LD, K-6 Art, Music, P.E., Grade 6, BD/SED
11.	Bussard, Larry	8/28/89	22	24	M	16	Grade 6, 7/8 M, P.E., Health, 9-12 P.E., Health
12.	Groves, Mike	8/28/89	22	22	B	16	K-5, K-6 Art, Music, P.E., Grade 6, 7/8 LA, P.E.
13.	Anderson, Joyce	8/28/89	22	22	M	16	K-5, K-6 Art, Music, P.E., Grade 6, 7/8 SS, S, LA,
14.	Ellison, Deborah	9/10/90	21	26	B	16	K-5, K-9 Elementary Ed., Early Childhood Pre-K, Pre-School
15.	Beyers, Candy	5/14/90	21	21	M		K-5, K-6 Art, Music, P.E., Grade 6, 7/8 M, HS Business

Number	Name	Start Date	E.R. Years	IL. Years	Degree	Hours	Teaching Areas
16.	Lockley, Cindy	5/14/90	21	21	M	16	K-5, K-6 Art, Guidance, Grade 6, 7/8 Art,
17.	Grundon, Cindy	8/24/90	21	21	M		K-5, K-6 Art, Music, P.E., Grade 6, 7/8 S
18.	Hagan, Diana	8/24/90	21	21	B		K-5, EMH, K-6 Art, Music, P.E., Grade 6
19.	Cummins, Bryan	8/21/91	20	20	B		7/8 M, 9-12 Ag. Biological Science, 12 Ag. Business
20.	Dunn, Melissa	8/21/91	20	20	M		K-5, , K-6 Art, Music, P.E., Grade 6, 7/8 S
21.	Simpson, Michelle	8/21/91	20	20	M	16	K-5, LD, EMH, K-6 Art, Music, P.E., Grade 6
22.	Sterchi, Susan	9/3/91	20	20	M		K-5, K-6 Art, Music, P.E. Grade 6, 7/8 SS, LA,
23.	Thomann, Ruth	9/16/91	20	24	M	16	K-9, Grade 6, 7/8 LA, Gifted Education
24.	Pampe, Lisa	8/21/92	19	20	M		7/8 M, S, 9-12 Gen. Math, Algebra, Geometry, Trig, Analytical Geometry & Calculus, AP Calc., Grade 10 Physical Science, 10-12 Chemistry, 11/12 Physics

Number	Name	Start Date	E.R. Years	IL. Years	Degree	Hours	Teaching Areas
25.	Woods, Diana	8/21/92	19	22	M	16	K-5, K-6 Art, Music, P.E., Grade 6, 1-8 Reading Title I Certification SS, 7/8 LA, SS, LD, Reading Recovery
26.	Bettis, Julie	8/21/92	19	20	M	16	K-5, K-6 Art, Music, P.E., Grade 6, Grades 1-8 Reading (Special Certificate), 7/8 SS, LA, Art, Music, Reading Recovery
27.	Washburn, Brenda	8/21/92	19	22	M		K-5, Grade 6, 7/8 M
28.	Page, Bill	1/12/93	18	18	M		7/8 SS, 9-12 World History, American History, 11/12 World Geography, Current Events, Government
29.	Francis, Brenda	8/24/93	18	20	B	16	K-9 Elementary Ed, Early Childhood
30.	Geier, Sherry	8/24/93	18	19	M	16	K-5, K-6 Art, Music, P.E., Grade 6, Grades 1-8 Reading (Special Certificate), 7/8 SS, LA, Title I Certification, Administrative Certification

Number	Name	Start Date	E.R. Years	IL. Years	Degree	Hours	Teaching Areas
31.	LaFace, Jane	8/24/93	18	18	B	16	K-12 Music Appreciation, French 6-12, Spanish Endorsement
32.	McCleave, Roberta	8/24/93	18	18	B		K-12, LD, K-9 Elementary Ed.
33.	Michels, Joyce	1/24/94	17	18	M		K-12,LD, Elementary K-9
34.	LeCrone, Chad	5/10/94	17	17	M		6-8 M, P.E., 6-12 Gen. Math, Algebra, Trig, Analytical & Calculus, Geometry, P.E., Administrative Certificate
35.	Dobbs, Curt	5/23/94	17	25	B		7/8 S, P.E., K-6 P.E., Grade 9 Life Science, 9-12 Biology, Grade 10 Physical Science, 9-12 P.E.
36.	Gassmann, Louie	5/23/94	17	17	M (1-1-07)	16	9-12 Computer Concepts, Computer Science, Keyboarding, 11/12 Acct'g, 9-12 Bus. Tech. & Concepts, Internet
37.	Snider, Sherri	5/23/94	17	17	PhD		K-9, Grade 6, 7/8 M, H&C, 9-12 Clothing & Textiles, Orientation to Home Economics, Living Environment, 11/12 Consumer Ed., Resource Management, Parenting, Adult Living

Number	Name	Start Date	E.R. Years	IL. Years	Degree	Hours	Teaching Areas
38.	Billington, Lisa	5/23/94	17	17	M	16	Grade 6, 9-12 Clothing & Textiles, Orientation to Home Economics, Child Development, Food & Nutrition, Living Environment, Careers, 11/12 Consumer Ed., Food Services Occupations I, Resource Management, Parenting, Adult Living, Child & Day Care Services, Grade 12 Inter-Related Coop (One Time)
39.	King, Melinda	6/20/94	17	17	B		LD, EMH, Early Childhood Sp. Ed. LBSI-Unlimited
40.	Winters, Shannon	6/20/94	17	17	M		7/8 P.E., K-6 P.E., 9-12 P.E., Driver Ed., Health
41.	Steber, Mark	7/94	17	20	M		7/8 Ag & Consl., 9-12 Ag. Biological Science, Grade 12 Ag. Business, AG Mech, Hort, PSAA, Agribusiness Operations 9-11 Introduction to the Agricultural Industry, 10-12 Ag. Biological Science Inter-related Coop
42.	Hahn, Margaret	7/18/94	17	18	M		K-5, 6-8 Math, Elementary Art, P.E. Music, Early Childhood Preschool, Title I Certification

Number	Name	Start Date	E.R. Years	IL. Years	Degree	Hours	Teaching Areas
43.	Dobbs, Tracy	7/18/94	17	20	B		Self Contained General Education K-9, Junior High Social Science
44.	Frazier, Jane	7/20/94	17	26	M	16	K-5, K-6 Art, Music, P.E., Grade 6, 7/8 LA, 9-12 Communications, Speech
45.	Kocher, Dawn	8/22/94	17	17	B		K-5, K-6 Art, Music, P.E.
46.	McClenathan, Nancy	8/22/94	17	17	B		K-12 Library
47.	Raymond, Ruth	8/25/94	17	17	B	16	9-12 Computer Concepts, Keyboarding, Accounting, Information Processing, Psychology, 10-12 Record Keeping, Grade 12 Office Procedures, Desktop Pub. Marketing
48.	Davis, Angela	7/18/94	17	17	M	16	9-12 Health Occup, School Nurse
49.	Eagleson, Denyse Lv. of Absences	8/25/94	15	19	B		6-12 History, English
50.	Page, Kendra	4/17/95	16	16	B		K-12 LD, EMH
51.	Powell, Michelle	4/17/95	16	16	B		K-12 LD, BD
52.	Bayles, Rick	6/19/95	16	20	B		7/8 SS, S, Grade 9 Life Science, 9-12 Biology, Grade 10 Physical Science
53.	Allen, Lori	7/17/95	16	18	B	16	K-9 Self Cont. Gen. Ed., K-6 Art, Music, P.E., BD/SED, LD, DHH (Deaf & Hard of Hearing) K-12 Sp. Ed. LBS1

Number	Name	Start Date	E.R. Years	IL. Years	Degree	Hours	Teaching Areas
54.	Redman, Kristen	8/25/95	16	16	M	16	All Grades – Speech Correction/Pathology
55.	Ingram, Heather lv. of absence	4/15/96	14	14	M		All Grades – Speech Correction/Pathology
56.	Markman-West, Paula	5/20/96	15	15	M		High School Home Ec.- Child & Day Care, Consumer Ed. & Resources Management, Food & Nutrition, Interior Furnishings/Living Env., Interpersonal, Family Rel., Parenting Institutional/Home Management, Psychology, Sociology, 6-12 Business, Marketing and Management, Home Ec., Social Studies
57.	Julian, Amy	6/3/96	15	15	M		6-12 Acct., Basic Bus., Comp. Program, Info. Proc., Secretarial, mktng.
58.	Petty, Beth	6/3/96	15	17	B		6-12 P.E., Accounting Basic Bus. Info Proc. Comp.
59.	Alexander, Margo (Lv. of Absence)	6/26/96	14	14	B		K-12 PE, 6-9 Lang. Arts., Soc. Sci.
60.	Fritschle, Joyce	7/22/96	15	20	B		K-12 Music/Vocal

Number	Name	Start Date	E.R. Years	IL. Years	Degree	Hours	Teaching Areas
61.	Hough, Shannon	8/19/96	15	17	M		6-12 P.E. M.S. Social Studies, Health, Dr.Ed
62.	Hout, Jody	8/19/96	15	15	B		K-9 Ele Ed, Art
63.	Houchin, Jackie	9/16/96 8/21/95-PT	15	15	B		6-12
64.	Clodfelter, Julie	5/19/97	14	14	M		6-12 Mathematics
65.	Burgener, Charissa	6/23/97	14	14	B		LBSI Preschool – Age 21
66.	VanDyke, Jamie	7/18/97	14	14	M		6-12 Ag – Bus & Mgmt, Power & Mach, Hort, Welding, Resources BSAA, PSAA (COOP)
67.	Berger, Christy	8/01/97	14	14	B		School Nurse
68.	Pampe, Janice	8/18/97	14	20	B		K-9 Ele Ed, Self- contained
69.	Hendrickson, Brenda	8/18/97	14	14	B		Early Childhood
70.	Rubenacker, Lori	9/15/97	14	14	M		All Grades – Speech Correction/Pathology
71.	Tyler, Jamie	8/18/97	14	14	B		K-9, Ele Ed, Bio. Sci.
72.	Lathrop, Jennifer	1/5/98	13	13	B		6-12 Spanish
73.	Erwin, Melissa Lv. of Absence 07-08	6/22/98	13	13	M		K-9 Ele Ed

Number	Name	Start Date	E.R. Years	IL. Years	Degree	Hours	Teaching Areas
74.	Deimel, Nancy	7/20/98	13	17	B	16	K-9 Ele Ed, art, bus/mktg/mngmt, home econo, Language Arts., K-12 LD;SEC Food & Nutrition Services. Family Relationships;Child and Day Care Services.
75.	Jenner, Brenda	7/20/98	13	18	B	16	K-9 Ele Ed, K-12 LD
76.	Simpson, Chris	7/20/98	13	22	M	16	6-12 Bio. Sci., K-12 General Administration, Superintendent
77.	Westall, Lori	8/17/98	13	13	M		K-12 & 6-12 P.E.
78.	Flanagan, Robert	8/24/98	13	21	B		6-12 P.E., English, Driver Ed., Lang Arts
79.	Smith, Melinda (Lv. of Absence)	8/3/98	12	12	B		K-9 Ele Ed, Lang Arts
80.	Flanagan, Kristin	05/17/99	12	19	B		6-12, Accounting/Bookkeeping, Basic Business, Business, Economics, Business English, Business Law, Business Math, Data Processing, Office Practice, Typing, Business/Marketing/Management
81.	Garrett, Ann	05/17/99	12	12	M		K-9 Elementary Teaching, K-9, Language Arts, Social Science, Title I Certification

Number	Name	Start Date	E.R. Years	IL. Years	Degree	Hours	Teaching Areas
82.	Michels, Suzanne	05/17/99	12	12	M		K-9 Elementary Teaching General Administration
83.	VanDyke, Jessica	8/13/00	11	11	B		K-12 P.E., Driver Education
84.	Herman, Darlene	8/13/00	11	11	M		K-9 Elementary Education Title I Reading Endorsement
85.	Smith, Jason	8/13/00	11	15	M		High School: Mathematics, Physics Upper Elementary/Jr. High: Language Arts, Mathematics, Social Science, K-12 General Administrative
86.	Travis, Shelley	8/13/00	11	11	B		K-9 Elementary Education Self Contained Middle Grades: Mathematics
87.	Nealis, Curt	8/13/01	10	10	M		7-9 General Science, Biology
88.	Houchin, Amanda	8/13/01	10	10	M		K-9 M.S. Social Studies, Administrative Certification
89.	Taylor, Chad	8/13/01	10	11	B		K-9

Number	Name	Start Date	E.R. Years	IL. Years	Degree	Hours	Teaching Areas
90.	Aldrich, Jody	8/13/01	10	15	M		K-9 Language Arts, Math, Social Science, 9-12 Math Administrative Certificate
91.	Mosby, Deven Lv. Of Absence 09-10	8/13/01	9	9	M		Birth-9
92.	Powell, Matt	8/12/02	9	11	B		6-12 Biology, Botony, General Science, Zoology
93.	Zmudzinski, Greg	8/12/02	9	9	B	16	6-12 U.S. History, World history, Civics/Political Science
94.	Fritchley, Jenny Lv. of Absence 07-08	8/12/02	8	10	M	16	K-9 Learning Behavior, LD, Adm. Certificate
95.	Houchin, Darrell	1/03	8.5	8.5	M		Science, H.S. Biology, chemistry Physics, General Science 6-12 Ed. Adm. Certification
96.	Davis, Patti	8/14/03	8	26	M		Standard Elementary, M.S. Endorsement, Math, L.A., Soc. St.
97.	Jones, Emily	8/14/03	8	10	B		Birth-9, 6-12, LBSI Unlimited, LD. EMH, TMH, Early Childhood, Special Ed.
98.	Murray, Pam	8/14/03	8	12	B	16	Standard Elementary, Jr.High:K9 Business/Marketing/Management, General Science, Language Arts, Pre-K-12: Learning Behavior Specialist I Unlimited
99.	Pool, Lori	8/14/03	8	8	M		K-9 Self Contained General Education

Number	Name	Start Date	E.R. Years	IL. Years	Degree	Hours	Teaching Areas
100.	Leslie, Rebecca	8/12/04	7	7	B		ELEM-Elementary Education, LA-Language Arts: Middle School, SCGE – Self Contrained General Education Kindergarten – Grade 9
101.	Denton, Mackenzie	8/12/04	7	7			LA-Language Arts: Middle School, SCGE-Self Contained General Education K – 9, SOSC-Social Science: Middle S
102.	Slankard, Sherry	8/12/04	7	7	M		Counselor
103.	Thomann, Andrew	8/12/04	7	10	M		Administrative, Anthropology,-Senior HS, Civics/Political Science-Senior HS, English-Senior HS, Geography-Senior HS, Social Science-MS, U.S. History-Senior HS, World History, Senior HS
104.	Phillips, Melissa	8/12/04	7	16	B		Elementary Education, Language Arts-Junior HS, Physical Education, Junior HS, Self Contained General Education K-9

Number	Name	Start Date	E.R. Years	IL. Years	Degree	Hours	Teaching Areas
105.	Whittler, Michael	7/1/05	6	14	M	16	School Psychologist, General Administrative
106.	Beard, Ashley	8/15/05	6	6	M		Physical Education K-12
107.	Denton, Ryan	8/15/05	6	6	B		6-12 – Social Science- History
108.	Greenwood, Jill	8/15/05	6	11	B		Elementary K-9
109.	Hardy, Erin	8/15/05	6	6	B		Early Childhood 0-3, K-9 Self Contained General
110.	Hearn, Jennifer	8/15/05	6	10	B	16	General Self Contained K- 9 Upper Elementary/Jr. High Language Arts, Social Science.
111.	Lathrop, Bobbie	8/15/05	6	6	M		Self Contained General K- 9, Middle School Language Arts and Social Science
112.	Leslie, Tommy	8/15/05	6	6	B	16	K-12 Teaching - Learning Behavior Specialist I Middle Level Math
113.	Lynn, Gina	8/15/05	6	6	B		Self Contained General K- 9
114.	Ginder, Mandy	8/15/05	6	6	B+16		Initial 6-12; High School English, Middle School Endorsement
115.	Weidner, Jennifer	8/15/05	6	6	B		Self Contained General K-9
116.	Wheeler, Klay	8/15/05	6	18	B		Standard 6-12, Social Science, Civics/Political Science, Sociology, U.S. History, World History

Number	Name	Start Date	E.R. Years	IL. Years	Degree	Hours	Teaching Areas
117.	Whittler, Sarah	8/15/05	6	10	B	16	Self Contained K-9, Learning Behavior Specialist I – Elementary Ed. K-9 Certificate Middle School Endorsement
118.	Wheeler, Heather Part-time Teacher 05-06	8/15/05	5.5	5.5	B		Early Childhood Education
119.	Thuftedal, Tasha	8/14/06	5	11	M		Preschool-21 L.D. SED LBSI, Admin. Certificate
120.	Atkins, Ben	8/14/06	5	9	M		English
121.	Redman, Amanda	8/14/06	5	9	B		6-12 Math
122.	Weitkamp, Lori	8/14/06	5	5	B	16	Music
123.	Weitkamp, Warren	8/14/06	5	5	B		Music
124.	Fleming, Julie	8/14/06	5	5	B		Secondary Math Education
125.	LeCrone, Kris	8/14/06	5	5	B		School Nurse
126.	Edwards, Cris	8/13/07	4	19	M		Administrative K-12, 6-12 U.S. History, World History, Language Arts, Social Science
127.	Ochs, Kristy	8/13/07	4	18	M		School Service Personnel, K-12 Guidance Counselor, English, Speech, Junior High: Language Arts, Speech/Theatre

Number	Name	Start Date	E.R. Years	IL. Years	Degree	Hours	Teaching Areas
128.	Kirby, Robert	8/13/07	4	13	B+16		6-12 Standard Teaching, High School Art, Spanish
129.	McVicker, Amy	8/13/07	4	15	M		Self-contained K-9 Elementary, Language Arts
130.	Stephens, Camille	8/13/07	4	13	B	16	K-9 Elementary, Junior H.S. Language Arts
131.	Doll, Gwyne	8/13/07	4	10	B		Self Contained General Education K-9, Middle School Language Arts
132.	VanMatre, Christina	8/13/07	4	5	M		9-12 High School Teacher, English, Middle School: Language Arts
133.	Harmon, Sherry	8/13/07	4	8	B		K-9 Elementary, Language Arts Endorsement Middle School
134.	Muffler, Alicia	8/13/07	4	4	M		K-5 Elementary, Self Contained General Education K-9
135.	Stafford, Ashley	8/13/07	4	4	B		K-9 Elementary, Middle School Language Arts, Social Science
136.	Runyon, Melissa	8/13/07	4	4	B		Self Contained General Education K-9
137.	Shawver, Alexis	8/13/07	4	4	B		K-9 Elementary

**East Richland CUSD#1
 Certified Employee List
 July 1, 2011
NON- TENURED**

Number	Name	Start Date	E.R. Years	IL. Years	Degree	Hours	Teaching Areas
1.	Lanker, Linda	8/11/08	3	19	M	16	K-12 Spanish, K-9 Elementary Language Arts, Self Contain General Education K-9, General Administration
2.	Gardner, Kristina	8/11/08	3	7	B		K-9 Elementary, Self-Contained General Education K-9
3.	Combs, Eric	8/11/08	3	6	B		K-12 Music
4.	Anselment, Mark	8/11/08	3	3	B	16	6-12 Social Studies
5.	Blackford, Emily RIF 10-11	8/11/08	2	2	B		L-9 Elementary Language Arts, Self Contained General Education K-9 Social Science, Middle School Language Arts, Social Science
6.	Gray, Sheri RIF 10-11	8/11/08	2	2	M		6-12 Middle School Language Arts, Social Science, High School Social Science, History
7.	Blank, Holly	8/17/09	2	10	M		Elementary K-9, Middle School Language Arts, Jr. High Math & Social Science

Number	Name	Start Date	E.R. Years	IL. Years	Degree	Hours	Teaching Areas
8.	Anselment, Megan RIF 10-11	8/17/09	1	2	B		Standard Elementary K-9
9.	Baugh, Lauren	8/12/10	1	1	M		Guidance
10.	Brooks, Mary RIF 10-11	11/17/09	0	4	B		Standard Elementary K-9
11.	Petrella, Ralph (4/21/11)	8/01/11	0	4	M		Elementary Standard K-12 Music
12.	Music, Matthew (4/21/11)	8/15/11	0	11	M		Administrative, Elementary k-9, Secondary 6-12 P.E. Health Safety, Driver's Education
13.	Hallam, Amy (8/18/2011)	8/15/11	0	5	M		Early Childhood, LBSI Learning Behavioral Specialist, SCG4 Self Contained General Education 0-3
14.	Shoemaker, Kristie (7/21/11)	8/15/11	0	1	M		Standard Elementary K-9, Endorsement: Self Contained General Education K-9 Middle School Endorsements: General Science, Math, P.E.
15.	Kaericher, Chelsea (6/16/11)	8/15/11	0	1	B		Standard 6-12 Science-Biology
16.	Jones, Gary (7/21/11)	8/15/11	0	1	B		Special Teaching K-12 Visual Arts
17.	Rodgers, Kacie	8/15/11	0	0	B		Elementary K-9
18.	Deb McClure	9/15/2011	0	0	B		Early Childhood Teaching

**East Richland Community Unit School District No. 1
Seniority List
Educational Support Personnel**

**2011-2012
(Revised 1/9/12)**

Educational Support Personnel

A. Unit Executive Secretary

Name	Date of Employment	Hours
Alda Ingram	July 1, 1997	8

B. Unit Administration Office Accounts

Name	Date of Employment	Hours
Patty Leist	May 28, 1991	8
School Treasurer	January 23, 1995	
Jackie Madden	July 1, 1998 – District Office August 19, 1996 - Principal Secretary August 21, 1992 – Cook	8

C. Unit Administration Office Secretaries

Candi Harrison	August 12, 1998	8
Amber Brown	December 15, 2011	Part-time

Name	Date of Employment	Hours
------	--------------------	-------

D. Secretaries

Name	Date of Employment	Hours
Alisa Zwilling	August 3, 1998 August 19, 1996 (Teacher Aide)	8
Shari deWeese	September 21, 1998	8
Cheryl Westall	May 3, 1999	8
Bonnie Kermicle	October 18, 1999	8
Shirley Hunt	February 21, 2000	8
Kim Houchin	April 19, 2001	8
Angie Wisner	July 24, 2006	8

D. Secretaries, cont.

Name	Date of Employment	Hours
Tracey Rodgers	May 17, 2007	8
Kelly Berry	September 23, 2010 January 17, 2008 (Supervision/Office Aide) October 19, 2006 (Supervision Aide)	8
Mindy Fox	April 21, 2011	8
Breann Milam	April 21, 2011	8
Sonja Holtz	June 16, 2011	8
Shannone Ristvedt	July 21, 2011	8

E. District Maintenance of Buildings and Grounds

Name	Date of Employment	Hours
Dave Goff	August 13, 1984	9

F. Custodians

Name	Date of Employment	Hours
J.C. Kowa	June 8, 1987 August 26, 1979 (Bus Driver)	9
Lee Anderson	July 1, 1991	9
Marc Leist	June 1, 1994 (Custodian) August 9, 1993 (Food Service)	9
Dennis Tennyson	January 23, 1995	9
Gary Workman	July 1, 1995	9
Terry Whiting	March 17, 1997	9
Don Wilson	October 16, 2000	9

F. Custodians, cont.

Name	Date of Employment	Hours
Cathy Wilson	October, 21, 2002 August 26, 1996 (Cook) August 28, 1995 (Dishwasher)	9
Mike Gardner	May 16, 2006	9
Randy Reeves	May 17, 2007	9
Connie Maxey	November 17, 2009	9
Nathan Delks	May 19, 2011	9
Daniel Geier	May 19, 2011	9

G. Food Service Director

Name	Date of Employment	Hours
Ann Dee Bent	December 16, 2010 (Shadow) July 17, 2000 (Teacher Assistant)	8

H. Cooks

Name	Date of Employment	Hours
Linda Kocher	August 28, 1989	6 1/2
Donna Goff	September 20, 1993 September 15, 1990 (Dishwasher)	7
Jane Wingert	August 21, 1995 January 3, 1993 (Dishwasher)	7
Nancy Ginder	January 5, 1996 August 8, 1995 (Dishwasher)	6.5
Kim Miller	August 26, 1996 August 31, 1994 (Dishwasher)	6.5

H. Cooks, cont.

Name	Date of Employment	Hours
Donna Swinson	August 24, 1998 August 21, 1995 (Cashier)	6.5
Amy Botkin	August 13, 1999 August 26, 1996 (Dishwasher)	6.5
Cathy Steber	August 16, 1999	6.5
Cathy Cummins	August 16, 1999	6.5
Mary Ochs	February 20, 2001	7
Shirley Hanna	October 21, 2002	6.5
Judy Tolbert	January 6, 2003	6.5
Comelia Bettis	August 14, 2006	7
Joy Keys	September 23, 2010	6.5
Cheryl Ginder	February 17, 2011	2
Kim Billington	August 18, 2011	6.5
Becky Kocher	August 18, 2011	6.5
Gina Morgan	August 18, 2011	2

I. Food Service Stock and Delivery & High School Custodian

Name	Date of Employment	Hours
Dakoda Hulett	September 15, 2011	8-9

J. District Fleet Supervisor

Name	Date of Employment	Hours
Brent Inyart	August 19, 2010 February 19, 1996 (mechanic)	9 9

K. District Fleet Mechanic

Name	Date of Employment	Hours
Tom Hixon	August 19, 2010	TS

L. Bus Drivers

Name	Date of Employment	Hours
Bobbie Jarvis	February 26, 1979	*TS
Sam Jarvis	August 30, 1983	4
Pam Ledeker	April 14, 1987	4
Brenda Seessengood	August 24, 1990	4
Dixie Baker	August 21, 1992	4
Janet Kuhlig	August 25, 1994	*TS
Gennie Bare	August 25, 1994	4
Cindy Hart	October 16, 1995	4
Rita Damm	August 16, 1999	4
Vicky Fulk	August 16, 1999	4
Brenda Beard	August 16, 2000	4
Chris Borah	August 17, 2001	4
Sandy Rosborough-Gaede	August 17, 2001	*TS
Lisa Legg Taylor	August 17, 2001	4
Tami Doris	August 13, 2002	4
Jimetta McDonald	August 14, 2003	4
Jessica Leaf	August 15, 2005	4
Phyllis Bateman	August 15, 2005	4

L. Bus Drivers, cont.

Name	Date of Employment	Hours
Lori Kater	August 15, 2005 (Bus Aide)	4
	August 14, 2006 (Bus Driver)	4
David Lee	June 2007 (Sp. Ed. Bus Driver)	2
	December 1, 2004 (Aide)	
David Angle	September 20, 2007	*TS
Linda Michl	November 14, 2007	4
Cheryl Ginder	July 16, 2009	4
Tom Hixon	September 24, 2009	4
Susan Griffin	August 19, 2010	4
Daniel Totten	August 19, 2010	4
Shirley Campos	August 18, 2011	4

M. Bus Aides

Name	Date of Employment	Hours
Amy Angle	August 21, 2008	*TS
Lela Wilson	November 18, 2008	*TS
Leann Lindsey	December 16, 2010	*TS
Cindy Wesner	August 18, 2011	*TS

N. Teacher Aides

Name	Date of Employment	Hours
Chris Mullens	August 21, 1991	7
Susan Stevenson	August 22, 1994	7
Betty Stivers	January 21, 1997	7

N. Teacher Aides, cont.

Name	Date of Employment	Hours
Julie Rusk	August 22, 1997	7
Julie Schmucker	November 10, 1997	7
Leah Willis	January 6, 1998	7
Gena Bunting	March 19, 2001	7
Angel Brown	August 17, 2001	7
Jennifer Ellison	August 17, 2001	7
Susan Haussy	August 26, 2002	7
Michele Reynolds	November 16, 2005	7
Janet Leist	August 16, 2007	7
Rae Rose	January 16, 2009	7
Yvonne Reid	October 21, 2010	7
Nancy DeMeyer	October 21, 2010	7
Felicia Nohren	December 16, 2010	7
Pat Foust	August 18, 2011 April 19, 2010 (Supervision Aide)	7
Emi Mendez	August 18, 2011	7
Lisa Shilling	December 15, 2011	7

O. Teacher Assistants

Name	Date of Employment	Hours
June Doss	October 17, 1997	7
Loren Urfer	August 13, 1999	7
Cynthia Blank	August 14, 2000	7
Marcia Runyon	June 17, 2004 February 11, 1998 (Teacher Aide)	7
Linda Allen	August 12, 2005	5 ½
Judy Redman	August 12, 2005	7
Anita Seiler	September 21, 2006	7
Pauline Volk	August 21, 2008	7
Jeana Boehl	August 21, 2008	7
Melissa Buss	August 19, 2010	7
Melissa Wood	November 16, 2010	7
Monica Grove	August 18, 2011 (TA/Teacher) December 16, 2010 (Teacher Aide)	7 7
Amy Rusk	August 18, 2011 (TA/Teacher)	7
Amanda Brame	December 15, 2011	7
Jamie Wilson	December 15, 2011	7

P. Cashiers

Name	Date of Employment	Hour
Vicky Fulk	August 26, 1996	2
Karen Phillips	August 24, 1998	4
Karla Volk	March 18, 2004 (Cook)	7

August, 2006 (Cashier)

Q. Supervision Aides

Name	Date of Employment	Hours
Dawn Kaericher	August 13, 1999 December 16, 1996 (Cahier/Aide)	7
David Lee	ERES 2011-2012 (Supervision) December 4, 2004 (Aide)	5

R. J.R.O.T.C.

Name	Date of Employment	Hours
MSG Michale Cavalier	August 19, 2010	Salary
Roy Waldhoff	June 16, 2011	Salary

S. District Technology Specialist

Name	Date of Employment	Hours
Ryan Roark	April 17, 2008	7
Tim Tahtinen	February 1, 2010	7

T. Truant Interventionist

Name	Date of Employment	Hours
Brandis Grove	August 14, 2006	7

U. Media Facilitator

Name	Date of Employment	Hours
Pat Carlson	August 15, 2005	7

V. Social Workers

Name	Date of Employment	Hours
Sarah Vaal	May 17, 2007	3 days/ week



ERES Building Report January 2012

1. Enrollment Figures By Grade Level for the End of December:

Prekindergarten	20-17-17-18-20-20-17	129
Kindergarten	20-21-20-19-20-19	119
First Grade	20-21-21-21-23-21-22-21	170
Second Grade	22-23-22-22-22-22	133
Primary LD/MMI		12
Third Grade	24-26-26-26-26-26-26	180
Fourth Grade	26-24-25-22-25-25	147
Fifth Grade	25-26-27-26-24-26	154
Intermediate LD/MMI		4
	Total	1048

SESE Classes

ECE	15
Homebound	1

Total 1064

2. December Attendance Information:

Kindergarten	93.7%
First Grade	93.3%
Second Grade	96.5%
Third Grade	95.9 %
Fourth Grade	94.8%
Fifth Grade	95.2%

3. December Discipline Summaries:

*One student received a one day in school suspension.

4. ERES News and Events

- Upon returning to school on January 4 ERES students had three days of Tiger Safari to review the expectations for behaviors.
- Chuck Farnsworth, Covey Consultant, visited ERES January 4-6 as he worked with teachers and staff in the implementation of the Leader in Me program. He had many favorable comments to share about the teachers and staff and their work with the students. This is a celebration as Mr. Farnsworth works throughout schools in the US.
- PTO Skating parties will begin January 10 and run through February 23 on Tuesday and Thursday nights from 6:00 to 8:00 p.m. This is a night of family fun.
- On the School Improvement Day (SIP) on January 13 teachers are working with math consultant Sherry Bair from Illinois State University. She will assist teachers to learn the new math common core standards and implement best practices in math.
- A special thanks to Sherry Geier for writing a grant for slightly less than \$1,000 to implement Tiger Paw Express where all students are encouraged to EAT – Energize All Tigers at breakfast with an express line. The money is purchasing a computer and scanner. The express line has a set daily menu: Muffin Monday, Tiger Toast Tuesday, Whole Wheat Wednesday, Think Yogurt Thursday, and Fruity Friday. Students are excited about the new breakfast option!
- ERES received a Fuel Up to Play 60 grant in the amount of \$3,500. Again, thanks to Sherry Geier for writing the grant. The grant will focus on healthy eating and physical activity before and after school.
- The monthly Leadership Day is January 26. Students will wear pajamas with a theme to “wake up the habits and don’t let them hibernate!”

**East Richland Middle School
Building Report
Month Ending 12/31/2011**

1. Enrollment

6th Grade ~ 158
7th Grade ~ 149
8th Grade ~ 154

2. Attendance

6th Grade ~ 94.42%
7th Grade ~ 96.33%
8th Grade ~ 94.63%

3. Discipline

Number of Expulsions ~ 0
Number of Out of School Suspensions ~ 1
Number of Days Each Child Suspended ~ 1 @ 2 days
Number of In School Suspensions ~ 6

4. Month Activities

December 5 ~ Advisory Council Meeting
December 6 ~ 6th grade ETS
December 7 ~ Freshman Orientation @ ERHS
December 8 ~ Parent Workshop
December 12-15 ~ PE class bowling week
December 13 ~ 7th/8th grade ETS
December 16 ~ 7th/8th grade Christmas dance
Schwan's fundraiser
December 19 ~ 6th grade Christmas dance
6th/7th grade 2nd quarter reward day
December 20 ~ Music concert
8th grade 2nd quarter reward day
December 21 ~ 2:03 dismissal
End of 2nd quarter
December 22-January 3 ~ Christmas vacation/No School

5. Upcoming Events

January 2 ~ No School
January 3 ~ Institute Day/No School
January 6 ~ 2nd quarter report cards issued
January 13 ~ 12:23 dismissal/SIP
January 16 ~ Martin Luther King Day/No School
January 17-20 ~ PE class bowling week
January 20 ~ 8th grade register for ERHS
January 23-31 ~ Think Link testing

11 boys basketball games: 8 girls basketball games

**East Richland High School
Principal's Report
January 10, 2012**

1. Report cards were issued on January 5 for 2nd term.
2. There is a School Improvement Day scheduled for Friday, January 13. Students will be released at 12:25 p.m.
3. The FFA will be hosting a Sausage and Pancake Breakfast Saturday, January 21 from 6:30 a.m. to 12:00 p.m. in the ERHS Cafeteria.
4. There is no school scheduled for Monday, January 16 in observance of Martin Luther King, Jr. Day.
5. Registration began January 9, 2012 for 2012 – 2013 school year.

Enrollment Totals for December:

Freshmen: 162	Juniors: 154
Sophomores: 163	Seniors: 140

Total: 619

*** Percentage of Attendance for the month of December = 97%**

Discipline for December:

Detention - 63
Lunch Detention - 86
Saturday School - 19
AER - 1
Out of School Suspension - 5
Bus Suspension - 0

Special Needs Board Report January 2012

- 312 - Total number of students with IEPs (Individual Education Plans)
- 2 - Total number of students with IEPs attending Optional Education
- 2 - Total number of students with IEPs attending Safe School
- 16 - Total number of students with IEPs attending out of district
 - SESE MSI** – Louisville (3)
 - SESE MSI** – Ste Marie (1)
 - SESE ED** – West Richland Elementary (2)
 - SESE ED** – Fresh Start TLC at Effingham (5)
 - SESE ED** – Oblong HS (1)
 - Autism** – West Richland Elementary (1)
 - Autism** – O’Fallon, IL (1)
 - Residential** – Kemmerer Village (1)
 - Residential** – Swann at Champaign, IL (1)
- 10 - Total number of students with Section 504 Plans
- 28 - Total number of pending re-evaluations
 - 2 - Total number of pending initial evaluations
 - 4 - Total number of move in students (1 - Speech Only)
 - 4 - Total number of students who left district (0 - Speech Only)
- 40 - Total number of IEP meetings held from December

MSI – Moderate to Severely Impaired
ED – Emotional Disability

Bid Sheet
2012 - 2013

To: Board of Education
East Richland Community Unit School District No. 1
1100 East Laurel Street
Olney, IL 62450

We propose to furnish and deliver the school buses described in the Bid Notice at the following prices:


Diesel

Chassis Make BLUE BIRD

Chassis Engine CUMMINS ISB

Body Make BLUE BIRD

<u>Total Bid Per Bus</u>	<u>Description</u>	<u>Trade-In Value</u>	<u>Net With Trade-In</u>
<u>\$82,181.00</u>	Bus No. 15 (66 Passenger)	<u>\$6,500.00</u>	<u>\$75,681.00</u>
<u>\$82,181.00</u>	Bus No. 18 (66 Passenger)	<u>\$6,500.00</u>	<u>\$75,681.00</u>
<u>\$82,181.00</u>	Bus No. 19 (66 Passenger)	<u>\$2,200.00</u>	<u>\$79,981.00</u>
		Total Bid Price	<u>\$231,343.00</u>

Signed  Ben Hanewinkel
Dealer
Central States Bus Sales, Inc.
Address 2450 Cassens Dr.
Fenton, MO 63026
Telephone Number 800-825-8273

Bid Sheet

2012 - 2013

To: Board of Education
East Richland Community Unit School District No. 1
1100 East Laurel Street
Olney, IL 62450

We propose to furnish and deliver the school buses described in the Bid Notice at the following prices:

Diesel

Chassis Make IC BUS CORPORATION

Chassis Engine International Maxxforce DT Premium "Wet-Sleeved" Diesel

Body Make IC BUS CORPORATION

<u>Total Bid Per Bus</u>	<u>Description</u>	<u>Trade-In Value</u>	<u>Net With Trade-In</u>
<u>\$ 80,041.00</u>	Bus No. 15 (66 Passenger)	<u>\$ 7,100.00</u>	<u>\$ 72,941.00</u>
<u>\$ 80,041.00</u>	Bus No. 18 (66 Passenger)	<u>\$ 2,600.00</u>	<u>\$ 77,441.00</u>
<u>\$ 80,041.00</u>	Bus No. 19 (66 Passenger)	<u>\$ 7,200.00</u>	<u>\$ 72,841.00</u>
		Total Bid Price	<u>\$ 223,223.00</u>

MIDWEST TRANSIT EQUIPMENT, INC.

Signed

Ron Grant 1/5/2012
Dealer

Address

146 W. ISSERT DRIVE (725 N. Belt West)

KANKAKEE, IL 60901 (Swansea, IL 62226)

Telephone Number

(800) 933-2412

Bid Sheet
2012 - 2013

To: Board of Education
East Richland Community Unit School District No. 1
1100 East Laurel Street
Olney, IL 62450

We propose to furnish and deliver the school buses described in the Bid Notice at the following prices:

Diesel

Chassis Make FREIGHTLINER
Chassis Engine CUM ISB 220HP ENGINE
Body Make THOMAS

<u>Total Bid Per Bus</u>	<u>Description</u>	<u>Trade-In Value</u>	<u>Net With Trade-In</u>
<u>\$77,975.00</u>	Bus No. 15 (66 Passenger)	<u>\$5,250.00</u>	<u>\$72,725.00</u>
<u>\$77,975.00</u>	Bus No. 18 (66 Passenger)	<u>\$4,250.00</u>	<u>\$73,725.00</u>
<u>\$77,975.00</u>	Bus No. 19 (66 Passenger)	<u>\$5,250.00</u>	<u>\$72,725.00</u>
	Total Bid Price		<u>\$219,175.00</u>

Signed PONDER EQUIPMENT CO. INC. *Suzette Carroll - agent*
Dealer

Address P.O. BOX 188
LITCHFIELD, IL 62056

Telephone Number 800-252-2083

EAST RICHLAND C. U. SCHOOL DISTRICT NO. 1
FUEL BIDS FOR FEBRUARY 1, 2012 - JANUARY 31, 2013

	Fixed Margin/ Differential Per Gallon	Spot Price on January 4, 2012	Total Fixed Margin/Differential + Spot Price	Total Fixed Margin/Differential + Firm Contract Cost
ULS Clear B2	12.6	2.8574	2.9834	3.2686
Premium ULS Clear B2	12.6	2.9039	3.0299	3.3151
No Lead 87 Octane	10.9	2.7690	2.8780	3.0379
No Lead 89 Octane (10% ethanol)	10.9	2.7690	2.8780	3.0279
Winter Diesel Fuel Cold Weather Additive	Per gallon + .0265 gal			

9/12
Chicago
@
1:30pm
Daily.

Walsh Valley Service Co
Company Name & Contact Person

PO 523
Address

Lawrenceville, IL 60139
City, State, Zip Code

618-943-3208
Telephone No.

[Signature]
Signature

**Memorandum of Understanding
between
East Richland Community Unit School District No. 1
and
West Richland Community Unit School District No. 2**

Whereas the Boards of Education of East Richland Community Unit School District No. 1 and West Richland Community Unit School District No. 2 agree to establish a cooperative program between our two high schools to offer girls' soccer. Both parties specify and agree to the following:

- 1) East Richland and West Richland will form a cooperative girls' soccer program for the 2011-12 school year and the 2012-2013 school year.
- 2) East Richland will serve as the sponsoring host school and will handle all communications and correspondence with the Illinois High School Association (IHSA) regarding the team.
- 3) The name of the girls' soccer team will be the East Richland Soccer Team and the team will conduct all practices and home matches at a site designated by East Richland.
- 4) The transportation of participating students from West Richland, to and from East Richland, for practices and games, shall be the responsibility of West Richland or the individual participating students, as determined by West Richland.
- 5) All students participating in the cooperative girls' soccer program must provide evidence of insurance coverage, signed by the parents of the participating students.
- 6) East Richland will be responsible for the employment of all coaching personnel, making available equipment and facilities, providing transportation from East Richland matches at other schools, and all other normal requisites of team sponsorship.
- 7) East Richland, with cooperation of West Richland, will be responsible for determining the eligibility of participating students and complying with all IHSA by-laws.
- 8) All participants in the girls' soccer program will be individually responsible for adhering to all policies implemented by East Richland in respect to student conduct, training rules, academic standards, etc.

- 9) All decisions relating to student participation will be made by the team coach and such decisions will be based upon individual conduct and performance and will not be designed to enhance or reduce participation opportunities based upon the individual student's home school.
- 10) East Richland and West Richland will share on a pro rata basis the costs of the cooperative girls' soccer program with pro rata being defined as the percentage of the total number of participating students coming from each school district. It shall be the responsibility of East Richland to maintain accounts and records of all expenses incurred by the cooperative girls' soccer program and to provide this information to West Richland, along with an invoice, representing West Richland's pro rata share (percentage as of first varsity contest) of the costs of the cooperative girls' soccer program.

Approved by:

Ben Anderson, President
East Richland Board of Education

President
West Richland Board of Education

Dated: _____

Dated: _____

Principal, East Richland High School

Principal, West Richland High School

Date: _____

Date: _____

**2012 Girls' Soccer
Projected Expenses**

Coaches' Salary		\$ 4,277.00
TRS		\$ -
Travel		\$ 300.00
Supplies		\$ 850.00
Equipment/Uniforms		\$ 750.00
Transportation:		
	519 mi. x \$2.75/mi.	\$ 1,427.25
	Driver: 44 hr. x \$17.47/hr.	\$ 768.68
	Sub Total	\$ 8,372.93

A.D. Salary	\$ 5,166.66	
TRS	\$ 606.77	
Repair/Maintenance	\$ 500.00	
Postage	\$ 500.00	
Travel	\$ 1,000.00	
Playoffs	\$ 8,000.00	
Supplies	\$ 1,500.00	
Awards	\$ 1,200.00	
	Total	\$ 18,473.43 (*1/17=\$1,086.67) \$ 1,086.67

*ERHS offers 17 sports

Total	\$ 9,459.60
-------	-------------

**West Richland approximate cost per player:
 15 players on the team-\$630.64 per player
 20 players on the team-\$472.98 per player

**Memorandum of Understanding
between
East Richland Community Unit School District No. 1
and
West Richland Community Unit School District No. 2**

Whereas the Boards of Education of East Richland Community Unit School District No. 1 and West Richland Community Unit School District No. 2 agree to establish a cooperative program between our two high schools to offer boys' track & field. Both parties specify and agree to the following:

- 1) East Richland and West Richland will form a cooperative boys' track & field program for the 2011-12 school year and the 2012-2013 school year.
- 2) East Richland will serve as the sponsoring host school and will handle all communications and correspondence with the Illinois High School Association (IHSA) regarding the team.
- 3) The name of the boys' track & field team will be the East Richland Track & Field Team and the team will conduct all practices and home matches at a site designated by East Richland.
- 4) The transportation of participating students from West Richland, to and from East Richland, for practices and games, shall be the responsibility of West Richland or the individual participating students, as determined by West Richland.
- 5) All students participating in the cooperative boys' track & field program must provide evidence of insurance coverage, signed by the parents of the participating students.
- 6) East Richland will be responsible for the employment of all coaching personnel, making available equipment and facilities, providing transportation from East Richland matches at other schools, and all other normal requisites of team sponsorship.
- 7) East Richland, with cooperation of West Richland, will be responsible for determining the eligibility of participating students and complying with all IHSA by-laws.
- 8) All participants in the boys' track & field program will be individually responsible for adhering to all policies implemented by East Richland in respect to student conduct, training rules, academic standards, etc.

- 9) All decisions relating to student participation will be made by the team coach and such decisions will be based upon individual conduct and performance and will not be designed to enhance or reduce participation opportunities based upon the individual student's home school.

- 10) East Richland and West Richland will share on a pro rata basis the costs of the cooperative boys' track & field program with pro rata being defined as the percentage of the total number of participating students coming from each school district. It shall be the responsibility of East Richland to maintain accounts and records of all expenses incurred by the cooperative boys' track & field program and to provide this information to West Richland, along with an invoice, representing West Richland's pro rata share (percentage as of first varsity contest) of the costs of the cooperative boys' track & field program.

Approved by:

 Ben Anderson, President
 East Richland Board of Education

 President
 West Richland Board of Education

Dated: _____

Dated: _____

 Principal, East Richland High School

 Principal, West Richland High School

Date: _____

Date: _____

**2012 Boys' Track
Projected Expenses**

Coaches' Salary		\$ 5,167.00
TRS		\$ 607.00
Travel		\$ 300.00
Supplies		\$ 850.00
Equipment/Uniforms		\$ 750.00
Transportation:		
	1127 mi. x \$2.75/mi.	\$ 3,099.25
	Driver: 70 hr. x \$17.47/hr.	\$ 1,222.90
	Sub Total	\$ 11,996.15

A.D. Salary	\$ 5,166.66	
TRS	\$ 606.77	
Repair/Maintenance	\$ 500.00	
Postage	\$ 500.00	
Travel	\$ 1,000.00	
Playoffs	\$ 8,000.00	
Supplies	\$ 1,500.00	
Awards	\$ 1,200.00	
Total	\$ 18,473.43	(*1/17=\$1,086.67) \$ 1,086.67

*ERHS offers 17 sports

Total	\$ 13,082.82
-------	--------------

**West Richland approximate cost per player:
 20 players on the team-\$654.14 per player
 30 players on the team-\$436.09 per player

Memorandum of Understanding
between
East Richland Community Unit School District No. 1
and
West Richland Community Unit School District No. 2

Whereas the Boards of Education of East Richland Community Unit School District No. 1 and West Richland Community Unit School District No. 2 agree to establish a cooperative program between our two high schools to offer girls' track & field. Both parties specify and agree to the following:

- 1) East Richland and West Richland will form a cooperative girls' track & field program for the 2011-12 school year and the 2012-2013 school year.
- 2) East Richland will serve as the sponsoring host school and will handle all communications and correspondence with the Illinois High School Association (IHSA) regarding the team.
- 3) The name of the girls' track & field team will be the East Richland Track & Field Team and the team will conduct all practices and home matches at a site designated by East Richland.
- 4) The transportation of participating students from West Richland, to and from East Richland, for practices and games, shall be the responsibility of West Richland or the individual participating students, as determined by West Richland.
- 5) All students participating in the cooperative girls' track & field program must provide evidence of insurance coverage, signed by the parents of the participating students.
- 6) East Richland will be responsible for the employment of all coaching personnel, making available equipment and facilities, providing transportation from East Richland matches at other schools, and all other normal requisites of team sponsorship.
- 7) East Richland, with cooperation of West Richland, will be responsible for determining the eligibility of participating students and complying with all IHSA by-laws.
- 8) All participants in the girls' track & field program will be individually responsible for adhering to all policies implemented by East Richland in respect to student conduct, training rules, academic standards, etc.

- 9) All decisions relating to student participation will be made by the team coach and such decisions will be based upon individual conduct and performance and will not be designed to enhance or reduce participation opportunities based upon the individual student's home school.

- 10) East Richland and West Richland will share on a pro rata basis the costs of the cooperative girls' track & field program with pro rata being defined as the percentage of the total number of participating students coming from each school district. It shall be the responsibility of East Richland to maintain accounts and records of all expenses incurred by the cooperative girls' track & field program and to provide this information to West Richland, along with an invoice, representing West Richland's pro rata share (percentage as of first varsity contest) of the costs of the cooperative girls' track & field program.

Approved by:

 Ben Anderson, President
 East Richland Board of Education

 President
 West Richland Board of Education

Dated: _____

Dated: _____

 Principal, East Richland High School

 Principal, West Richland High School

Date: _____

Date: _____

**2012 Girls' Track
Projected Expenses**

Coaches' Salary		\$ 2,906.00
TRS		\$ 341.00
Travel		\$ 300.00
Supplies		\$ 850.00
Equipment/Uniforms		\$ 750.00
Transportation:		
	505 mi. x \$2.75/mi.	\$ 1,388.75
	Driver: 29 hr. x \$17.47/hr.	\$ 506.63
	Sub Total	\$ 7,042.38

A.D. Salary	\$ 5,166.66	
TRS	\$ 606.77	
Repair/Maintenance	\$ 500.00	
Postage	\$ 500.00	
Travel	\$ 1,000.00	
Playoffs	\$ 8,000.00	
Supplies	\$ 1,500.00	
Awards	\$ 1,200.00	
	Total	\$ 18,473.43 (*1/17=\$1,086.67) \$ 1,086.67

*ERHS offers 17 sports

Total	\$ 8,129.05
-------	-------------

**West Richland approximate cost per player:
 20 players on the team-\$406.45 per player
 25 players on the team-\$325.16 per player



East Richland High School Athletic Department

“Home of the Olney Tigers”

Date: January 10, 2012

To: Chris Simpson, Principal

From: Chad LeCrone, Athletic Director

Re: 2012 Spring Coaching Recommendations

I recommend the following people be approved as ERHS coaches for the spring 2012 season.

Sport	Position	Name
Softball	Head Coach	Matt Powell
Softball	Asst. Coach	Jessica VanDyke
Baseball	Head Coach	Brandis Grove
Baseball	Asst. Coach	Keith Redman
Boys’ Track	Head Coach	Ryan Denton
Girls’ Track	Head Coach	Rob Kirby
Track	Asst. Coach	Louis Gassmann/Greg Zmudzinski
Boys’ Tennis	Head Coach	Drew Muston
Girls’ Soccer	Head Coach	Jason Burckhartt

MINUTES OF EXECUTIVE SESSION OF THE BOARD OF EDUCATION
East Richland Community Unit School District No. 1
Held During Regular Meeting, Thursday, July 15, 2010

Minutes of a closed meeting of the Board of Education of East Richland Community Unit School District No. 1, Counties of Richland, Wayne and Jasper, in the State of Illinois, held during a duly convened (regular) public meeting, in the Unit Administration Office Board Room, 1100 East Laurel Street, Olney, Illinois, in the aforesaid school district, Thursday, July 15, 2010.

Present were the following members of the Board of Education: Mr. Ben Anderson (President), Mr. Steve Marrs, Dr. Gerald M. Mastio, Mr. Jan D. Ridgely, Mr. Jeff Wilson. Members absent: Ms. Jervaise McDaniel, Mr. Leon Redman.

Present, in addition to Board Members: Ms. Marilyn J. Holt, Superintendent of Schools; Mr. Larry Bussard, Assistant Superintendent; Ms. Suzanne Hahn, ERES Principal; Mr. Chris Simpson, ERHS Principal; Mr. Chad LeCrone, ERHS Assistant Principal/Athletic Director. Also present was Mr. Harry Hillis, Jr., Recording Secretary.

Purpose: Under Section 2(c)(1) of the Open Meetings Act to consider the appointment, employment, compensation, discipline, performance, or dismissal of individual employees of the district; and, under Section 2(c)(2) of the Open Meetings Act to consider collective negotiating matters; and, under Section 2(c)(11) of the Open Meetings Act to consider pending litigation against, affecting or on behalf of the District or litigation which is probable or imminent; and, to conduct a review of closed meeting audio recordings.

Motion to hold a closed meeting was made by Mr. Ridgely and seconded by Mr. Wilson. The motion carried 5 to 0 on a roll call vote, with five members present and voting yea. The closed meeting started at 8:40 p.m.

Matters Discussed: The following matters were reviewed and/or discussed in closed meeting.

1. Resignations: The Superintendent will in open session recommend acceptance of the resignations for purpose of retirement of Transportation Supervisor Alvin Kocher and School Bus Driver Thelma Muhs.

2. Employment of Personnel: The Superintendent will in open session recommend call back from reduction in force of the following personnel:

Aides: Gena Bunting, Angel Brown, Jennifer Ellison, Susan Haussy, Michele Reynolds, Janet Leist, Rae Rose, Jeri Blackford.

Teacher Assistants: Anita Seiler, Debbie McClure, Pauline Volk, Jeana Webster, Kacie Rodgers.

Transportation Bus Aides: Alice Murray, Cheryl Farrar, Amy Angle, Lela Wilson, Dixie Baker.

Minutes of Closed Meeting, July 15, 2010, Page 2

Transportation Drivers: Bobbie Jarvis (noon only), Jan Dowty (noon only), Thelma Muhs (noon only), Pam Ledeker (noon only), Cindy Hart (sp. ed. only), Cheryl Ginder (regular route), Tom Hixon (regular route).

Teachers: Camelia Stevens, Gwyne Doll, Sherry Harmon, Cindy McKinney, Alicia Robards, Jamie Ash, Ashley Stafford, Linda Lanker, Mark Anselment.

3. JROTC Instructor: Employment of the recommended JROTC Instructor will be delayed because a letter of approval from the U.S. Army has not yet been received.

4. Volunteer Driver and Coaches: Approval will be recommended in open session for the following volunteer driver and coaches:

Volunteer Driver for ERHS Music Department: Cliff Deimel.

Volunteer Coaches: Jerod Kessler, Denny Totten, Brandan Michels, John Reed, Jordan Grinestaff, Luke Carmody, Dane Hawes, Brock Ochs, Leon Stallard, Ted Eagleson, Ben Eagleson, Ami Weidner, Jim Spears, Derrick Lawless.

5. Amended Budget Cuts: An amended list of proposed budget cuts for the 2010-2011 school year was discussed.

6. Update Regarding Middle School Floors: The ERMS floor situation is near resolution.

7. Leave of Absence: The Superintendent will in open session recommend approval for a leave of absence request from Jessica Johnstone-Guzman.

8. Destruction of Audio Recording: The Superintendent will in open session recommend destruction of the audio recording of the closed session of the Regular Meeting of Thursday, December 18, 2008.

No formal actions were taken during the closed meeting, which was in session from 8:30 to 9:25 p.m. The closed meeting ended after a motion by Mr. Redman, seconded by Mr. Wilson.

Approved: President: _____

Secretary: _____

Date Opened to Public Record: _____

It is the responsibility of education to prepare students to live in a world in which they will find themselves 20 to 50 years from now. We can only guess as to the technological skills that will be required in that future. We do know they will need linguistic skills, skills in logic, an awareness of the space in which they live. They need to be aware of how best to develop their body, to have an ability to understand themselves and each other. If each student develops these skills to the best of their ability, they will be able to figure out how to survive in a world that we can only imagine.

Today in education we are asked to be accountable, the only accurate test for such accountability can only be conducted 50 years from now. But evaluators want to know now. So we test students, basically in the areas of Language (Linguistics) and Science (Logical-Mathematical). From such a test it is determined if each school is making Adequate Yearly Progress. For different reasons the schools in ERCU have not met the standards set forth in “No Child Left Behind.” Personally, I believe that since the level of requirements increases each year such requirements have become unattainable. However, it is currently federal law and we are expected to meet the requirements. It is the administration’s responsibility to develop a plan to meet the requirements and the school board’s responsibility to require the development of such a plan. If the requirements are not being met we need to be trying something different. Teachers need to be able to assess the level of intelligence of each student and assist each student to develop their intelligence to the best of their ability.

When, through the development of their intelligence, a student finds success, it will be in that area that they will develop an interest. Having such an interest students will pursue and develop their minds and therefore become successful in other aspects of their life. If a student finds success in science, they will pursue science; if English, they will pursue language; if music, music; etc. As a school board we have encouraged the development of such programs as JROTC to enable students to excel and continue to be interested in their education.

Howard Gardner has made a study of intelligences. He initially identified seven intelligences. They are: Linguistic, Musical, Logical-Mathematical, Spatial, Bodily-Kinesthetic, and Inter and Intra personal intelligences. Each of us has a degree of intelligence in each of these areas. It is the responsibility of educators to identify the degree of intelligence in each student and develop each intelligence to the highest level possible.

Each intelligence has characteristics of its own as well as the fact that some characteristics that are found in more than one intelligence. Linguistic intelligence is the ability to organize words that most efficiently communicate the thoughts of one person to another. Logical-Mathematical intelligence is self described in that it develops the ability of one to arrive at logical conclusions. I once had a student at OCC that liked to wear a shirt that read, “Ask me how many times I used Algebra today?” While we do not use Algebra par se on a daily basis, the logical thought process that we learn in Algebra is used daily. Spatial intelligence is used to complete a picture puzzle, to find the best route from here to there, or how to best pass the basketball. Bodily-Kinesthetic intelligence is used in sports. Inter-personal intelligence is the ability to know oneself. While intra-personal intelligence is the ability to understand others.

Musical intelligence includes the characteristics of all seven of the above intelligences. Musical literacy is the ability to read music; to organize musical symbols that most efficiently communicate the thoughts of one to another through music. The logical aspect of music is found in the way music is organized. It is either in a two or three-part form or a rondo, or some other musical form. Music is the only art form that takes a required amount of time for it to be expressed and appreciated. Therefore, it uses spatial intelligence. Co-ordination of body parts is essential in the performance of music, which requires bodily-kinesthetic intelligence. Because art forms involve emotion, they require the personal intelligences. Therefore, the study of music develops the characteristic parts of intelligence that all of the other intelligences use. That is, participation in musical performance develops the mind in the same ways that all other subjects do. To make it possible, for as many students as possible, to participate in music will develop each student’s mind in the same way that participation in any other subject would be able to do. Students participation in music will help them develop their various intelligences and therefore achieve better test scores so that the schools in ERCU will have a better opportunity to make AYP and get the credit they deserve in being the best schools in southeastern Illinois, if not the state.

If creating more space for music education is needed, then that is what we need to do. By doing so, it will give students the opportunity to increase their intelligence and therefore have better scores on achievement tests. I seriously question that buying new appliances for the cafeteria kitchen will achieve that goal.