

PUTNAM COUNTY CUSD #535  
BOARD OF EDUCATION MEETING AGENDA  
PUTNAM COUNTY PRIMARY SCHOOL - MEDIA CENTER  
October 15, 2018  
6:30 PM

“WHERE ALL STUDENTS WILL LEARN AND SUCCEED AND ALL MEANS **ALL**”

**DISTRICT GOALS:**

Demonstrate increased academic achievement for all students.  
Improve communications among all stakeholders in the Putnam County School District and communities.  
Maintain strong fiscal responsibility in the Putnam County School District.

I. CALL TO ORDER	
II. PLEDGE OF ALLEGIANCE	
III. ROLL CALL	
IV. ADJUSTMENTS TO THE AGENDA	
V. AUDIENCE PARTICIPATION/HEARING OF DELEGATIONS	
A. Student liasons	
B. Greg Williams	
C. Yona Lunken	
VI. CORRESPONDENCE	
VII. CONSENT AGENDA	
A. Approve September 17, 2018 Budget Hearing Minutes, Regular and Executive Session Minutes; approve September 21, 2018 Special Meeting Regular and Executive Session minutes.	3
B. Approve District Bills	12
C. Approve Financial Reports	30
D. Approve Treasurer's Report	
VIII. REPORTS, UPDATES AND INFORMATIONAL ITEMS	
A. Principals' Reports	94
B. Superintendent's Report	
1. State Funding	120
2. Investment Update	121
3. Transportation Update	122
C. Committee Reports	
IX. OLD BUSINESS	
A. District Solar projects (action)	123

B. Approved amended minutes from June 18 Regular Session (action)	153
X. NEW BUSINESS	
A. FOIA requests (none)	
B. Close Checking Account and Move Money to Money Market (action)	156
XI. EXECUTIVE SESSION FOR THE APPOINTMENT, EMPLOYMENT, COMPENSATION, DISCIPLINE, PERFORMANCE, OR DISMISSAL OF SPECIFIC EMPLOYEES OF THE DISTRICT, AND DISTRICT SCHOOL SAFETY UPDATES AND CONCERNS.	
A. Hires	157
XII. ACTION ITEMS FOLLOWING EXECUTIVE SESSION	
A. Hires (action)	
XIII. ADJOURNMENT	

Putnam County Community Unit School District #535  
400 E Silverspoon Ave  
Granville, Illinois 61326

Board of Education  
Budget Hearing  
6:00 p.m., September 17, 2018

Board President Pro Temp Adriane Shore called the meeting to order at 6:07 p.m.

The following members were present to answer roll call: Ms. Glenn, aye; Mr. Judd, aye; Mr. Mallery, aye; and Mrs. Shore, aye. Mr. Copeland, and Mr. Gibson were absent. Mrs. Baker entered the meeting at 6:16 pm.

ROLL CALL

Superintendent Carlson presented the FY 19 Budget and presented the board with a budget comparison from the past two years. Mr. Carlson also explained to the board the new Evidence-Based Funding program from the state. He also handed out and went over the district’s Evidence-Based Funding Spending Plan. This plan has to be submitted to the state by September 30, 2018. The total funding to the district is \$880,211.98. The spending breakdown is as follows: Resources for low-income students: \$185,691.19; Resources for English learners: 278.74; Resources for Special education: \$330,700.90; and Computer technology and equipment investment: \$0.00. These categories are the sub-groups within the district that are looked at with the new Evidence-Based Funding. The board asked several questions to Mr. Carlson and great discussion was held among the board members.

BUDGET

There were no questions or comments from the public.

At 6:23 p.m. Mrs. Baker moved and Mr. Judd seconded the motion to adjourn. All ayes, motion carried.

ADJOURN

Respectfully submitted.  
Megan Goetz, Board Secretary

APPROVED \_\_\_\_\_  
BOARD PRESIDENT

\_\_\_\_\_  
DATE

\_\_\_\_\_  
BOARD SECRETARY

\_\_\_\_\_  
DATE

Putnam County Community Unit School District #535  
400 E Silverspoon Ave  
Granville, Illinois 61326

Board of Education  
Regular Meeting  
6:30 p.m., September 17, 2018  
Media Center Putnam County Primary School

President Pro Temp Mrs. Shore called the meeting to order at 6:30 p.m. CALL TO ORDER

The meeting continued with the Pledge of Allegiance. PLEDGE OF ALLEGIANCE

The following members were present to answer roll call: Mrs. Baker, aye; Ms. Glenn, aye; Mr. Judd, aye; Mr. Mallery, aye and Mrs. Shore, aye. Mr. Copeland, and Mr. Gibson, were absent. ROLL CALL

No Student Liaisons were able to attend the meeting due to other school related conflicts. Added as letter C under New Business – Evidence-Based Funding Spending Plan. ADJUSTMENTS TO THE AGENDA

There was no audience participation or hearing of delegations. AUDIENCE PARTICIPATION/ HEARING OF DELEGATIONS

There was no correspondence to present to the board. CORRESPONDENCE

Ms. Glenn moved and Mr. Mallery seconded the motion to approve the consent agenda: regular and executive session minutes of August 2018; bills for September 2018; financial reports for August 2018; Treasurer’s Report for August 2018; bank resolution for Eureka Savings Bank. On roll call the members voted as follows: Mrs. Shore, aye; Mrs. Baker, aye; Ms. Glenn, aye; Mr. Judd, aye; and Mr. Mallery, aye. Motion carried. CONSENT AGENDA

The principals’ reports are on BoardBook. The principals were not in attendance due to multiple school functions and grant work. PRINCIPALS’ REPORTS

State funding update: Mr. Carlson gave an update on what funds are still owed to the district from fiscal year 2018 and from this year, fiscal year 2019. Still owed from 2018 is Special Education 21,752.52; Transportation \$141,266.00; Early Childhood \$39,400.00; AG Grant \$2,637.00; Other Revenue \$1,442.00; and Illinois Free Lunch \$831.33 for a total of \$207,328.85. Owed for fiscal year 2019 the district is owed \$135.20 for Illinois Free Lunch. SUPERINTENDENT REPORT

Investment update: update will be provided next month.

Transportation update: there was no transportation update this month.

Parent Advisory Committee: The PAC will need to find a new chairman. The current chairman has had to step down due to too many family and work conflicts.

Mr. Mallery moved and Mrs. Baker seconded the motion to approve the 2018-2019 budget. On roll call the members voted as follows: Mrs. Baker, aye; Ms. Glenn, aye; Mr. Judd, aye; Mr. Mallery, aye; and Mrs. Shore, aye. Motion carried. OLD BUSINESS

FOIA requests: HBO/Real sports requested information on how many boys played 11-man football in 2012-13 and also in 2017-2018. The request was completed and sent back.

NEW BUSINESS

Workload Plan for Special Education: Mrs. Baker moved and Ms. Glenn seconded at motion to approve the Workload Plan for Special Education. On roll call the members voted as follows: Mr. Judd, aye; Mr. Mallery, aye; Mrs. Shore, aye; Mrs. Baker, aye; and Ms. Glenn, aye. Motion carried.

Evidence-Based Funding Spending Plan: Ms. Glen moved and Mrs. Baker seconded a motion to approve the Evidence-Based Funding Spending Plan. On roll call the members voted as follows: Mr. Judd, no; Mr. Mallery, aye; Mrs. Shore, aye; Mrs. Baker, aye; and Ms. Glenn, aye. Motion carried with a 4-1 vote.

At 6:39 p.m. Mr. Mallery moved and Mr. Judd seconded the motion to adjourn to executive session for the appointment, employment, compensation, discipline, performance, or dismissal of specific employees of the district and safety concerns and updates in the district. All ayes, motion carried.

EXECUTIVE  
SESSION

At 7:30 p.m. Mrs. Baker moved and Mr. Judd seconded the motion to return to open session. All ayes; motion carried.

Ms. Glenn moved and Mr. Mallery seconded the motion to accept, with regret, the resignations of Cassie Copeland, 6<sup>th</sup> grade volleyball coach and Dave Pyszka – 7<sup>th</sup> grade boys' basketball coach. All ayes, motion carried.

PERSONNEL

Ms. Glenn moved and Mrs. Baker seconded the motion to approve the hiring of Michelle Postula as Junior High Paraprofessional. On roll call the members voted as follows: Mr. Judd aye; Mr. Mallery, aye; Mrs. Shore, aye; Mrs. Baker aye; and Ms. Glenn, aye. Motion carried.

Mr. Judd moved and Mr. Mallery seconded the following list of hires: Brooklyn Purcell-JH cheerleading sponsor; Shannon Jenkins-8<sup>th</sup> grade volleyball coach; Rob Spratt-5<sup>th</sup>/6<sup>th</sup> grade girls' basketball coach; Emily Whitney-6<sup>th</sup> grade volleyball coach and Puma Crew sponsor and Jared Sale-8<sup>th</sup> grade girls' basketball coach. On roll call the members voted as follows: Mrs. Shore, aye; Mrs. Baker, aye; Ms. Glenn, aye; Mr. Judd, aye; and Mr. Mallery, aye. Motion carried.

The board set a tentative date of Friday, September 21, at 6:00 pm, for a special meeting to approve 2018-2019 Superintendent Goals.

SPECIAL MEETING

At 7:45 p.m. Mr. Mallery moved and Mr. Judd seconded the motion to adjourn. All ayes, motion carried.

ADJOURN

Respectfully submitted,

Megan Goetz, Board Secretary

APPROVED \_\_\_\_\_

BOARD PRESIDENT

DATE

---

BOARD SECRETARY

---

DATE

Putnam County Community Unit School District No. 535  
Granville, Illinois 61326  
EXECUTIVE SESSION MINUTES  
September 17, 2018

- CALL TO ORDER President Pro Temp called the meeting to order at 6:30 p.m.
- ROLL CALL The following members were present to answer roll call: Mrs. Baker, aye; Ms. Glenn, aye; Mr. Judd, aye, Mr. Mallery, aye; and Mrs. Shore, aye. Mr. Copeland and Mr. Gibson were absent.
- EXECUTIVE SESSION At 6:39 p.m. Mr. Mallery moved and Mr. Judd seconded the motion to adjourn to executive session for the appointment, employment, compensation, discipline, performance, or dismissal of specific employees of the district and school safety updates and concerns in the district. The members voted as follows: all ayes; motion carried.
- ITEMS DISCUSSED
- I. Resignations
    - A. Cassie Copeland – 6<sup>th</sup> grade volleyball coach
    - B. Dave Pyszka – 7<sup>th</sup> grade boys’ basketball coach
  - II. Hires
    - A. Michelle Postula – JH Paraprofessional
    - B. Brooklyn Purcell – JH cheerleading sponsor
    - C. Shannon Jenkins – 8<sup>th</sup> grade volleyball coach
    - D. Rob Spratt – 5<sup>th</sup>/6<sup>th</sup> grade girls’ basketball coach
    - E. Emily Whitney – 6<sup>th</sup> grade volleyball coach and Puma Crew sponsor
    - F. Jared Sale – 8<sup>th</sup> grade girls’ basketball coach
  - III. School Safety – Tabled to the October Meeting
  - IV. Superintendent Goals – Tabled to a Special Meeting – date TBD
- Mr. Carlson updated the board regarding concerns with the Technology Coordinator. He stated that he was making positive steps and that the Administrative team were helping to mentor him.
- RETURN TO OPEN SESSION At 7:28 p.m. Mr. Judd moved and Ms. Glenn seconded the motion to return to open session. The members voted as follows: all ayes; motion carried.

Respectfully submitted,

Megan Goetz, Board secretary

BOARD PRESIDENT: \_\_\_\_\_

DATE: \_\_\_\_\_

BOARD SECRETARY: \_\_\_\_\_

DATE: \_\_\_\_\_

Putnam County Community Unit School District #535  
400 E Silverspoon Ave  
Granville, Illinois 61326

Board of Education

Special Meeting

6:00 p.m., September 21, 2018 Putnam County Primary School – Media Center

President Mr. Gibson called the meeting to order at 6:02 p.m.

CALL TO ORDER

The meeting continued with the Pledge of Allegiance.

PLEDGE OF ALLEGIANCE

The following members were present to answer roll call: Mrs. Baker, aye; Mr. Copeland, aye; Mr. Gibson, aye; Ms. Glenn, aye; Mr. Judd, aye. Mr. Mallery was absent and Mrs. Shore entered the meeting at 6:04 p.m.

ROLL CALL

Yona Lunken from Solar Harvest Energy Group was present to answer any questions the board might have on entering into a letter of intent to proceed with a solar energy project in the district. Mr. Lunken had presented to the board in February but at that time it was a project for just the junior high and with a cost to the district. Solar Harvest now has investors just like Siemens, who also presented to the board in June, that allows this project with no investment from the district. The board members asked very good questions of Mr. Lunken. The board would like to see the solar project throughout the district not just at the Junior High. Mr. Lunken will work on a proposal and also Mr. Carlson was going to reach out to Greg Williams to also resubmit a proposal to the district.

AUDIENCE PARTICIPATION/ HEARING OF DELEGATIONS

Under New Business letter A – Per Diem Expenses for travel for Professional Development.

ADJUSTMENTS TO AGENDA

Letter of Intent for the Solar Project was tabled until further information can be received from both Siemens and Solar Harvest Energy group.

OLD BUSINESS

The district needs to update the Per Diem expenses for travel for Professional Development. The rates will follow the FY 2018 Per Diem Rates for Illinois. Mr. Copeland made a moved and Mrs. Baker seconded a motion to approve an increase of per diem rates for travel to the FY 2018 per diem rates for Illinois. On roll call the members voted as follows: Mr. Gibson, aye; Ms. Glenn, aye; Mr. Judd, aye; Mrs. Shore, aye; Mrs. Baker, aye; and Mr. Copeland, aye. Motion carried.

NEW BUSINESS

At 6:35 p.m. Mrs. Baker moved and Mr. Copeland seconded the motion to adjourn to executive session for the appointment, employment, compensation, discipline, performance, or dismissal of specific employees of the district and school safety concerns and updates. All ayes, motion carried.

EXECUTIVE SESSION

At 7:45 p.m. Ms. Glenn moved and Mrs. Shore seconded the motion to return to open session. All ayes; motion carried.

Mrs. Baker moved and Mr. Judd seconded a motion to approve the updated Superintendent Goals for the 2018-2019 year. All ayes; motion carried.

PERSONNEL

At 7:47 p.m. Ms. Glenn moved and Mr. Copeland seconded the motion to adjourn. All

ADJOURN

ayes, motion carried.

ADJOURN CONT'D.

Respectfully submitted,

Megan Goetz, Board Secretary

APPROVED _____	_____
BOARD PRESIDENT	DATE
_____	_____
BOARD SECRETARY	DATE

Putnam County Community Unit School District No. 535  
Granville, Illinois 61326  
EXECUTIVE SESSION MINUTES  
September 21, 2018

- CALL TO ORDER President Mr. Gibson called the meeting to order at 6:02 p.m.
- ROLL CALL The following members were present to answer roll call: Mrs. Baker, aye; Mr. Copeland, aye; Mr. Gibson, aye; Ms. Glenn, aye; and Mr. Judd, aye. Mrs. Shore entered the meeting at 6:04 p.m. and Mr. Mallery was absent.
- EXECUTIVE SESSION At 6:35 p.m. Mrs. Baker moved and Mr. Copeland seconded the motion to adjourn to executive session for the appointment, employment, compensation, discipline, performance, or dismissal of specific employees of the district and school safety concerns and updates. The members voted as follows: all ayes; motion carried.
- ITEMS DISCUSSED The board discussed and updated the Superintendent goals for 2018-2019. The board did receive input from the Administrative team.
- RETURN TO OPEN SESSION At 7:45 p.m. Mrs. Baker moved and Ms. Glenn seconded the motion to return to open session. The members voted as follows: all ayes; motion carried.

Respectfully submitted,

Megan Goetz, Board secretary

BOARD PRESIDENT: \_\_\_\_\_

DATE: \_\_\_\_\_

BOARD SECRETARY: \_\_\_\_\_

DATE: \_\_\_\_\_

# Bills Payable List

Printed: 10/11/2018 12:12 PM  
 PUTNAM COUNTY CUSD #535  
 Expense on Date: 10/1/2018 to 10/31/2018

Vendor Name	P.O. Number	Description	Override	Batch #	Amount	State Account Number
<b>AFLAC</b>						
		AFLAC-PRE TAX		96	102.57	10-481
		AFLAC-AFTER		96	11.71	10-481
		AFLAC-PRE TAX		96	10.79	20-481
		AFLAC-PRE TAX		96	101.78	10-481
		AFLAC-PRE TAX		96	0.79	40-481
		AFLAC-AFTER		96	11.71	10-481
		AFLAC-PRE TAX		96	10.79	20-481
					<b>\$250.14</b>	
<b>AMAZON/SYNCB</b>						
		DONATIONS MARQUIS DONATION		1,015	95.55	10-2310-412-6
		EPIC SUPPLIES WEIGHTS		1,015	981.00	10-2210-410-1
		HS-SUPPLIES		1,015	39.45	10-1113-410-2
		PRIMARY-SUPPLIES		1,015	174.58	10-1111-410-5
		HENN ELEM-SUPPLIES		1,015	62.99	10-1110-410-4
		JR HI SUPPLIES		1,015	124.00	10-1112-410-3
		LEASE FD TECH SUPPLY		1,015	124.25	10-1112-410-1
		LEASE FD TECH SUPPLY		1,015	936.08	10-1112-410-1
		LEASE FD TECH SUPPLY		1,015	406.87	10-1112-410-1
		CROSS CAT SUPPLY - DIRECTOR		1,015	191.55	10-1220-410-1
		PRIMARY-SUPPLIES		1,015	145.92	10-1111-410-5
		EPIC SUPPLIES		1,015	370.16	10-2210-410-1
50645		MEDICAID IPAD COVERS		1,015	109.95	10-1220-411-11-499100
50647		MEDICAID		1,015	50.19	10-1220-411-11-499100
50648		PRIMARY-TEXTBOOKS		1,015	47.93	10-1111-420-5
50648		PRIMARY-SUPPLIES		1,015	123.26	10-1111-410-5
					<b>\$3,983.73</b>	
<b>AMEREN ILLINOIS</b>						
		JR HI-ELECTRICAL SERVICE		1,015	81.54	20-2542-466-3
		JR HI-ELECTRICAL SERVICE		1,015	100.23	20-2542-466-3
		PRIMARY-ELECTRIC SERVIC		1,015	9,636.72	20-2542-466-5
		JR HI-ELECTRICAL SERVICE		1,015	3,207.53	20-2542-466-3
		JR HI-NATURAL GAS		1,015	131.54	20-2542-465-3
		ELEMENTARY-NATURAL GAS		1,015	129.33	20-2542-465-4
		H S-NATURAL GAS SERVICE		1,015	380.25	20-2542-465-2
		PRIMARY NATURAL GAS		1,015	312.86	20-2542-465-5
		H S- ELECTRIC SERVICE		1,015	9,374.57	20-2542-466-2
		ELEMENTARY-ELECTRIC SERVI		1,015	1,675.83	20-2542-466-4
		JR HI-ELECTRICAL SERVICE		1,015	2.39	20-2542-466-3
					<b>\$25,032.79</b>	
<b>AMERICAN CENTRAL INSURANCE S</b>						
		DEP DAYCARE EXP FLEX PLAN		96	295.83	10-481
		HEALTH CARE EXP FLEX PLAN		96	896.25	10-481
		DEP DAYCARE EXP FLEX PLAN		96	295.09	10-481
		DEP DAYCARE EXP FLEX PLAN		96	0.74	40-481
		HEALTH CARE EXP FLEX PLAN		96	980.96	10-481
		HEALTH CARE EXP FLEX PLAN		96	0.53	40-481
		HEALTH CARE EXP FLEX PLAN		96	39.76	20-481

# Bills Payable List

Printed: 10/11/2018 12:12 PM  
 PUTNAM COUNTY CUSD #535  
 Expense on Date: 10/1/2018 to 10/31/2018

Vendor Name	P.O. Number	Description	Override	Batch #	Amount	State Account Number
					<u>\$2,509.16</u>	
<b>APPERSON</b>						
	27487	HS-SUPPLIES		1,015	220.94	10-1113-410-2
					<u>\$220.94</u>	
<b>ARAMARK</b>						
		ALL SCHOOL SERVICES		1,015	67.96	20-2542-321-1
		ALL SCHOOL SERVICES		1,015	133.81	20-2542-321-1
		ALL SCHOOL SERVICES		1,015	155.26	20-2542-321-1
		ALL SCHOOL SERVICES		1,015	52.20	20-2542-321-1
		ALL SCHOOL SERVICES		1,015	155.26	20-2542-321-1
		ALL SCHOOL SERVICES		1,015	52.20	20-2542-321-1
		ALL SCHOOL SERVICES		1,015	67.96	20-2542-321-1
					<u>\$684.65</u>	
<b>BLICK ART MATERIALS</b>						
		HS-SUPPLIES		1,015	57.89	10-1113-410-2
					<u>\$57.89</u>	
<b>CAPSTONE/COUGHLAN CO LLC</b>						
		PRE-K SUPPLIES		1,015	15.95	10-1225-410-26
					<u>\$15.95</u>	
<b>CARLSON, CARL</b>						
		SUPT OFFICE-TRAVEL		1,015	647.90	10-2320-332-1
					<u>\$647.90</u>	
<b>CAROLINA BIO SUPPLY</b>						
		HS-SUPPLIES		1,015	600.07	10-1113-410-2
		HS-SUPPLIES		1,015	168.38	10-1113-410-2
					<u>\$768.45</u>	
<b>CENTER FOR EDUCATION &amp; EMPLO</b>						
		SUPT OFFICE-SUPPLIES		1,015	284.95	10-2320-410-1
					<u>\$284.95</u>	
<b>CENTERPOINT ENERGY SERVICES I</b>						
		H S-NATURAL GAS SERVICE		1,015	36.00	20-2542-465-2
		PRIMARY NATURAL GAS		1,015	369.00	20-2542-465-5
		ELEMENTARY-NATURAL GAS		1,015	42.00	20-2542-465-4
		JR HI-NATURAL GAS		1,015	63.00	20-2542-465-3
					<u>\$510.00</u>	
<b>CIONI FORD, AL</b>						
		EX CURRICULAR VAN		1,015	135.48	40-2550-324-1
		EX CURRICULAR VAN		1,015	135.48	40-2550-324-1
		DRIVERS ED R/M		1,015	32.00	10-1700-323-2
					<u>\$302.96</u>	
<b>COMTECH HOLDINGS INC</b>						
		PRIMARY REPAIR/MAI CONDENSER FAN MOTOR		1,015	835.36	20-2542-323-5
		PRIMARY REPAIR/MAI ,A/C MOTOR		1,015	268.70	20-2542-323-5
		JR HI-BUILDING SUPPLIES DRAIN HOSES		1,015	645.99	20-2542-410-3
		JR HI-BUILDING SUPPLIES O RING DISHWASHER		1,015	364.72	20-2542-410-3
					<u>\$2,114.77</u>	

# Bills Payable List

Printed: 10/11/2018 12:12 PM  
 PUTNAM COUNTY CUSD #535  
 Expense on Date: 10/1/2018 to 10/31/2018

Vendor Name	P.O. Number	Description	Override	Batch #	Amount	State Account Number
<b>COSGROVE DISTRIBUTORS</b>						
		PRIMARY CAFE FOOD		1,015	112.62	10-2560-410-5-421000
					<u>\$112.62</u>	
<b>CPI</b>						
		MEDICAID REFRESHER BOOKS		1,015	141.31	10-1220-411-11-499100
		HENN ELEM-TEXT REFRESHER BOOKS		1,015	141.31	10-1110-420-4
		PRIMARY-TEXTBOOKS REFRESHER BOOKS		1,015	141.31	10-1111-420-5
		JR HI-TEXTBOOKS REFRESHER BOOKS		1,015	141.32	10-1112-420-3
		H S-TEXTBOOKS REFRESHER BOOKS		1,015	141.31	10-1113-420-2
					<u>\$706.56</u>	
<b>CROSS, RONDA</b>						
		PFA TRAVEL 7-5		1,015	144.75	10-1125-332-1
		PRIMARY-TRAVEL		1,015	11.00	10-1111-332-5
					<u>\$155.75</u>	
<b>CURRY, JOSHUA</b>						
		EPIC-PROF SERV IAEA CONFERENCE		1,015	249.00	10-2210-321-1
		JR HI-TRAVEL		1,015	89.10	10-1112-332-3
		H S TRAVEL		1,015	89.10	10-1113-332-2
					<u>\$427.20</u>	
<b>DANEKAS, CARRIE</b>						
		PFA COMM SUPP		1,015	42.47	10-1125-412-1
					<u>\$42.47</u>	
<b>DAVIS, ANNETTE E</b>						
		MEDIA PROG-TRAVEL		1,015	113.41	10-2220-332-1
					<u>\$113.41</u>	
<b>DE LAGE LANDEN PUBLIC FINANCE</b>						
		SUP COPY MACHINE		1,015	730.80	10-2320-323-1
		HEN R/M/COPIERS		1,015	730.80	10-1110-323-4
		JH R/M/COPIER		1,015	730.80	10-1112-323-3
		HS R/M / COPIER		1,015	730.80	10-1113-323-2
		PRIMARY R/M /COPIER		1,015	730.80	10-1111-323-5
					<u>\$3,654.00</u>	
<b>DES MOINES STAMP</b>						
27394		GUIDANCE-SUPPLIES		1,015	35.50	10-2120-410-1
					<u>\$35.50</u>	
<b>DIRECT FITNESS SOLUTIONS</b>						
27436		H S ATHLETIC CAP OUTLAY		1,015	3,000.00	10-1501-540-2
27436		SUPT OFFICE-CAP OUTLAY		1,015	4,000.00	10-2320-540-1
					<u>\$7,000.00</u>	
<b>DISCOUNT SCHOOL SUPPLY</b>						
50656		PRE-K SUPPLIES		1,015	74.22	10-1225-410-26
50663		PFA INST SUP 1-6		1,015	216.17	10-1125-410-1
					<u>\$290.39</u>	
<b>E-RATE FUNDING SERVICES LLC</b>						
		TECH R/M		1,015	652.38	10-2226-323-1
					<u>\$652.38</u>	

# Bills Payable List

Printed: 10/11/2018 12:12 PM  
 PUTNAM COUNTY CUSD #535  
 Expense on Date: 10/1/2018 to 10/31/2018

Vendor Name	P.O. Number	Description	Override	Batch #	Amount	State Account Number
<b>ERICKSON, KRISTIN</b>						
		JR HI SUPPLIES		1,015	26.94	10-1112-410-3
					<u>\$26.94</u>	
<b>FEINER SUPPLY</b>						
	51081	CROSS CAT SUPPLY - PRIM		1,015	81.90	10-1220-410-5
					<u>\$81.90</u>	
<b>FICEK ELECTRIC &amp; COMM</b>						
		H S-BUILDING REPAIRS/MAI INSTALL PH LINE		1,015	500.00	20-2542-323-2
					<u>\$500.00</u>	
<b>FRONTIER</b>						
		PRIMARY-TELEPHONE SERV		1,015	93.90	20-2542-340-5
					<u>\$93.90</u>	
<b>GOBULK.COM</b>						
	65460	LEASE FD TECH SUPPLY		1,015	147.90	10-1112-410-1
					<u>\$147.90</u>	
<b>GRAPHIC ELECTRONICS</b>						
		H S ATHLETIC-AWARDS		1,015	20.00	10-1501-487-2
		JR HI SUPPLIES		1,015	112.00	10-1112-410-3
					<u>\$132.00</u>	
<b>GRASSERS</b>						
		JR HI-BUILDING SUPPLIES 350897		1,015	33.66	20-2542-410-3
					<u>\$33.66</u>	
<b>GUISTI ELECTRIC LLC</b>						
		H S-BUILDING REPAIRS/MAI		1,015	225.00	20-2542-323-2
					<u>\$225.00</u>	
<b>HALL, JOSIE</b>						
		HENN ELEM-TRAVEL IRC CONFERENCE		1,015	25.80	10-1110-332-4
		TITLE I 7-5 IRC CONFERENCE		1,015	81.80	10-1250-332-36-430000
					<u>\$107.60</u>	
<b>HEALTH CARE SERVICE CORPORAT</b>						
		HLTH NC S		96	321.00	20-481
		HLTH BP NC S		96	1,326.50	20-481
		HLTH E + C		96	2,837.23	10-481
		HLTH BP E + C		96	3,834.93	10-481
		HLTH NC S		96	1,284.00	10-481
		HLTH BP NC S		96	5,306.00	10-481
		HLTH CRT S		96	2,503.80	10-481
		HLTH BP CRT S		96	10,611.99	10-481
		HLTH E + C		96	257.93	20-481
		HLTH BP EMP+C		96	348.63	20-481
		HLTH ADM BP F		96	4,094.21	10-481
		HLTH BP ADM S		96	659.00	10-481
		HLTH NC E+S		96	369.18	10-481
		HLTH BP NC E+S		96	390.30	10-481
		HLTH CRT F		96	3,371.71	10-481
		HLTH BP CRT F		96	2,837.04	10-481

# Bills Payable List

Printed: 10/11/2018 12:12 PM  
 PUTNAM COUNTY CUSD #535  
 Expense on Date: 10/1/2018 to 10/31/2018

Vendor Name	P.O. Number	Description	Override	Batch #	Amount	State Account Number
		HLTH NC F		96	562.89	10-481
		HLTH BP NC F		96	473.63	10-481
		HLTH CRT E + S		96	369.18	10-481
		HLTH BP CRTE+S		96	390.30	10-481
		HLTH CRT F		96	5.63	80-481
		HLTH BP CRT F		96	4.74	80-481
		HLTH ADM BP F		96	51.83	80-481
		HLTH NC S		96	319.43	20-481
		HLTH BP NC S		96	1,320.00	20-481
		HLTH E + C		96	2,832.98	10-481
		HLTH BP E + C		96	3,829.18	10-481
		HLTH NC S		96	1,285.57	10-481
		HLTH BP NC S		96	5,312.50	10-481
		HLTH E + C		96	4.25	40-481
		HLTH BP E + C		96	5.75	40-481
		HLTH CRT S		96	2,688.65	10-481
		HLTH BP CRT S		96	10,845.03	10-481
		HLTH E + C		96	257.93	20-481
		HLTH BP EMP+C		96	348.63	20-481
		HLTH BP ADM S		96	659.00	10-481
		HLTH NC E+S		96	369.18	10-481
		HLTH BP NC E+S		96	390.30	10-481
		HLTH CRT F		96	3,169.01	10-481
		HLTH BP CRT F		96	2,666.49	10-481
		HLTH CRT S		96	71.99	40-481
		HLTH BP CRT S		96	297.54	40-481
		HLTH NC F		96	562.89	10-481
		HLTH BP NC F		96	473.63	10-481
		HLTH CRT E + S		96	369.18	10-481
		HLTH BP CRTE+S		96	390.30	10-481
		HLTH CRT F		96	5.63	80-481
		HLTH BP CRT F		96	4.74	80-481
		HLTH ADM BP F		96	51.83	80-481
		HLTH BP CRT F		96	170.55	20-481
		HLTH ADM BP F		96	4,094.21	10-481
		HLTH CRT F		96	202.70	20-481
					<u>\$85,210.72</u>	
<b>HEGGEN, JOHN</b>		TRANSP - YB SUPPLY PHYSICAL		1,015	99.00	40-2550-411-1
					<u>\$99.00</u>	
<b>HENNEPIN BLDG IMPREST</b>		TITLE I 7-5 - SCHULTZ/BOUDREAU		1,015	30.00	10-1250-332-36-430000
		TITLE I 7-5 BALESTRI/OSSOLA		1,015	75.00	10-1250-332-36-430000
					<u>\$105.00</u>	
<b>HENNEPIN FOOD MART</b>		ELEMENTARY-BLDG SUPPLIES		1,015	12.38	20-2542-410-4
		HENN-CAFE FOOD 0880100010014/10041		1,015	51.08	10-2560-410-4-421000
					<u>\$63.46</u>	

# Bills Payable List

Printed: 10/11/2018 12:12 PM  
 PUTNAM COUNTY CUSD #535  
 Expense on Date: 10/1/2018 to 10/31/2018

Vendor Name	P.O. Number	Description	Override	Batch #	Amount	State Account Number
<b>HIGH SCHOOL IMPREST</b>						
		HS ATHL OFFICIALS		1,015	970.00	10-1501-319-2
		ACTIVITY FEES HS		1,015	50.00	10-1720
		MUSIC DUES		1,015	48.00	10-1115-640-1
		HS ATH DUES/FEES		1,015	2,415.00	10-1501-640-2
		HS-SUPPLIES CHECKS		1,015	55.35	10-2410-410-2
					<u>\$3,538.35</u>	
<b>HILLMANN PEDIATRIC THERAPY</b>						
		PHYS IMP-CONTRACT SERVIC		1,015	7,409.52	10-1204-319-1
					<u>\$7,409.52</u>	
<b>HINCKLEY SPRING WATER CO</b>						
		BOARD SUPPLIES		1,015	69.85	10-2310-410-6
					<u>\$69.85</u>	
<b>IDEAL ENVIROMENTAL</b>						
		INSPECTIONS BLEACHERS 3 SCHOOLS		1,015	1,125.00	80-2367-319-7
		INSPECTIONS ASBESTOS ES/JH		1,015	1,300.00	80-2367-319-7
					<u>\$2,425.00</u>	
<b>IL ASSO OF SCHOOL BOARDS</b>						
		BOARD DUES/FEES 227586		1,015	560.00	10-2310-640-6
					<u>\$560.00</u>	
<b>IL STATE POLICE</b>						
		BOARD DUES/FEES BACKGROUND CHECKS		1,015	27.00	10-2310-640-6
					<u>\$27.00</u>	
<b>IL VALLEY CELLULAR</b>						
		ALL SCHOOL SERVICES		1,015	258.69	20-2542-321-1
					<u>\$258.69</u>	
<b>JACKS GAS &amp; SERVICE, INC.</b>						
		EX CURRICULAR VAN TEST LANE		1,015	60.00	40-2550-324-1
					<u>\$60.00</u>	
<b>JALARAM TRADING COMPANY</b>						
		BOARD SUPPLIES		1,015	15.46	10-2310-410-6
		PRIMARY CAFE FOOD		1,015	34.34	10-2560-410-5-421000
		PRIMARY BREAKFAST		1,015	8.76	10-2560-410-1-5-422000
		PRIMARY CAFE FOOD		1,015	25.45	10-2560-410-5-421000
		MEDICAID JH LIFE SKILLS		1,015	21.68	10-1220-411-11-499100
		MEDICAID JH LIFE SKILLS		1,015	36.43	10-1220-411-11-499100
		MEDICAID JH LIFE SKILLS		1,015	36.13	10-1220-411-11-499100
		MEDICAID JH LIFE SKILLS		1,015	84.64	10-1220-411-11-499100
		F/C SCIENCE SUPPLY		1,015	42.06	10-1113-412-2
		F/C SCIENCE SUPPLY		1,015	52.60	10-1113-412-2
					<u>\$357.55</u>	
<b>JOHANNES BUS SERVICE INC.</b>						
		CONTRACT SERVICE-SP ED R		1,015	3,156.00	40-2550-326-1
		CONTRACT REG		1,015	820.00	40-2550-325-1
		CONTRACT REG		1,015	32,771.18	40-2550-325-1
		CONTRACT SERVICE-SP ED R		1,015	15,375.36	40-2550-326-1

# Bills Payable List

Printed: 10/11/2018 12:12 PM  
 PUTNAM COUNTY CUSD #535  
 Expense on Date: 10/1/2018 to 10/31/2018

Vendor Name	P.O. Number	Description	Override	Batch #	Amount	State Account Number
		CONTRACT SERVICE-AV		1,015	804.08	40-2550-327-1
		CONTRACT-EX CURRIC		1,015	4,078.32	40-2550-328-1
		CONTRACT ECE ROUTES		1,015	6,406.40	40-2550-331-1
		CONTRACT SERVICE-SP ED R		1,015	3,156.00	40-2550-326-1
		TRANSP- ALL EXPENDITURES 5% RFP/RT		1,011	36,728.27	40-2550-410-1
					<u>\$103,295.61</u>	
<b>JUDD, KYLIE</b>						
		SW-TRAVEL		1,015	33.72	10-2110-332-1
					<u>\$33.72</u>	
<b>JUNIOR HIGH IMPREST</b>						
		JH ATHL OFFICIALS		1,015	800.00	10-1501-319-3
		JH ATHL DUES/FEES		1,015	298.00	10-1501-640-3
		EPIC-PROF SERV		1,015	385.00	10-2210-321-1
					<u>\$1,483.00</u>	
<b>KOHL WHOLESALE</b>						
		PFA FOOD SUPP		1,015	776.77	10-1125-411-1
		PRIMARY BREAKFAST		1,015	500.92	10-2560-410-1-5-422000
		PRIMARY MISC SUPPLY		1,015	119.83	10-2560-490-5-421000
		SW-SUPPLIES KJ PROGRAM		1,015	51.31	10-2110-410-1
		HS BREAKFAST		1,015	530.49	10-2560-410-1-2-422000
		H S-CAFE MISC SUPPLIES		1,015	222.06	10-2560-490-2-421000
		JH BREAKFAST		1,015	854.62	10-2560-410-422000
		JR HI-CAFE FOOD		1,015	3,981.55	10-2560-410-3-421000
		JR HI-CAFE MISC SUPPLIES		1,015	86.49	10-2560-490-3-421000
		HEN BREAKFAST		1,015	836.72	10-2560-410-1-4-422000
		HENN-CAFE FOOD		1,015	2,879.23	10-2560-410-4-421000
		HENN ELEM-CAFE MISC SUPP		1,015	73.70	10-2560-490-4-421000
		PRIMARY CAFE FOOD		1,015	2,572.53	10-2560-410-5-421000
		HIGH SCHOOL- FOOD		1,015	4,205.87	10-2560-410-2-421000
					<u>\$17,692.09</u>	
<b>KS STATE BANK</b>						
		TORT SUPPLIES SECONDS MATTER		1,015	3,320.00	80-2365-410-7
					<u>\$3,320.00</u>	
<b>LEASE</b>						
	50631	MEDICAID CPI TRAINING		1,015	76.00	10-1220-411-11-499100
					<u>\$76.00</u>	
<b>LIBERTY MUTUAL INSURANCE</b>						
		WORKERS COMP INSUR		1,015	6,748.00	80-2362-380-7
					<u>\$6,748.00</u>	
<b>LOCKER ROOM</b>						
		H S-PE RESALE SUPPLIES		1,015	1,737.95	10-1113-497-8
		JR HI PE RESALE		1,015	1,220.00	10-1112-497-3
	27451	HIGH SCHOOL-BLDG SUPPLIE		1,015	175.45	20-2542-410-2
					<u>\$3,133.40</u>	
<b>MACGILL</b>						
	50661	NURSE-SUPPLIES		1,015	320.00	10-2134-410-1

# Bills Payable List

Printed: 10/11/2018 12:12 PM  
 PUTNAM COUNTY CUSD #535  
 Expense on Date: 10/1/2018 to 10/31/2018

Vendor Name	P.O. Number	Description	Override	Batch #	Amount	State Account Number
					<u>\$320.00</u>	
<b>MACKIN EDUCATIONAL RESOURCE</b>						
	34075	JH MEDIA BOOKS		1,015	191.07	10-2220-411-3
					<u>\$191.07</u>	
<b>MARK KARLOSKY CONSULTING</b>						
		TECH R/M		1,015	278.00	10-2226-323-1
					<u>\$278.00</u>	
<b>MCCURRY, KELLY</b>						
		HS-SUPPLIES		1,015	100.00	10-1113-410-2
					<u>\$100.00</u>	
<b>MCGRAW-HILL SCHOOL EDUCATIOI</b>						
	50704	PRIMARY-TEXTBOOKS		1,015	412.55	10-1111-420-5
					<u>\$412.55</u>	
<b>MCNABB TELEPHONE COMPANY</b>						
		PRIMARY-TELEPHONE SERV		1,015	294.64	20-2542-340-5
		ELEM-TELEPHONE		1,015	294.64	20-2542-340-4
		JR HI-TELEPHONE SERVICE		1,015	294.64	20-2542-340-3
		H S - TELEPHONE SERVICE		1,015	294.63	20-2542-340-2
		SUPT-TELEPHONE		1,015	294.63	20-2542-340-1
					<u>\$1,473.18</u>	
<b>MEDIACOM</b>						
		LEASE FD-NBS/MEDIACOM		1,015	249.90	10-2190-323-1
					<u>\$249.90</u>	
<b>MENARDS PERU</b>						
		HIGH SCHOOL-BLDG SUPPLIE		1,015	17.06	20-2542-410-2
		JR HI-BUILDING SUPPLIES		1,015	17.05	20-2542-410-3
		ELEMENTARY-BLDG SUPPLIES		1,015	17.05	20-2542-410-4
		PRIMARY BLDG SUPPLY		1,015	17.05	20-2542-410-5
		VOC AG SUPPLIES		1,015	261.93	10-1401-410-2
		HIGH SCHOOL-BLDG SUPPLIE		1,015	5.94	20-2542-410-2
		JR HI-BUILDING SUPPLIES		1,015	5.94	20-2542-410-3
		ELEMENTARY-BLDG SUPPLIES		1,015	5.94	20-2542-410-4
		PRIMARY BLDG SUPPLY		1,015	5.94	20-2542-410-5
		VOC AG SUPPLIES		1,015	10.52	10-1401-410-2
		VOC AG SUPPLIES		1,015	332.23	10-1401-410-2
		HIGH SCHOOL-BLDG SUPPLIE		1,015	173.92	20-2542-410-2
		PRIMARY BLDG SUPPLY		1,015	78.00	20-2542-410-5
		VOC AG SUPPLIES		1,015	25.82	10-1401-410-2
					<u>\$974.39</u>	
<b>MIDWEST TRANSIT EQUIPMENT INC</b>						
		EX CURRICULAR VAN A/C		1,015	418.38	40-2550-324-1
					<u>\$418.38</u>	
<b>MUSIC SHOPPE, INC.</b>						
		MUSIC TEXTS-JH		1,015	45.10	10-1115-420-3
		MUSIC REPAIRS		1,015	96.00	10-1115-323-1
					<u>\$141.10</u>	

# Bills Payable List

Printed: 10/11/2018 12:12 PM  
 PUTNAM COUNTY CUSD #535  
 Expense on Date: 10/1/2018 to 10/31/2018

Vendor Name	P.O. Number	Description	Override	Batch #	Amount	State Account Number
<b>NCPERS GROUP LIFE INS.</b>						
		NCPERS INSURANCE		96	56.00	10-481
		NCPERS INSURANCE		96	8.00	20-481
		NCPERS INSURANCE		96	72.00	10-481
		NCPERS INSURANCE		96	8.00	20-481
					\$144.00	
<b>NCS PEARSON</b>						
		SW-SUPPLIES - 11812405		1,015	145.30	10-2110-410-1
					\$145.30	
<b>NETWORK BUSINESS SYSTEMS INC</b>						
		LEASE FD-NBS/MEDIACOM		1,015	200.00	10-2190-323-1
					\$200.00	
<b>NEWS TRIBUNE</b>						
		HS MEDIA CTR-PERIODICALS		1,015	132.00	10-2220-440-2
		INFO SERV-ADVERTISING		1,015	224.30	10-2630-350-1
					\$356.30	
<b>NORTH CENTRAL BANK</b>						
		JR HI-BUILDING SUPPLIES BALACE FOR LIGHTS		1,015	70.44	20-2542-410-3
		ELEMENTARY-BLDG SUPPLIES BALACE FOR LIGI		1,015	70.44	20-2542-410-4
		PRIMARY BLDG SUPPLY BALACE FOR LIGHTS		1,015	70.44	20-2542-410-5
		JR HI-BUILDING SUPPLIES		1,015	46.45	20-2542-410-3
		HIGH SCHOOL-BLDG SUPPLIE		1,015	29.46	20-2542-410-2
		ELEMENTARY-BLDG SUPPLIES		1,015	29.46	20-2542-410-4
		F/C SCIENCE SUPPLY		1,015	311.30	10-1113-412-2
		SUPT OFFICE-SUPPLIES		1,015	61.23	10-2320-410-1
		SUPT OFFICE-TRAVEL		1,015	172.89	10-2320-332-1
		JR HI SUPPLIES		1,015	597.00	10-1112-410-3
		JR HI SUPPLIES LAMINATOR		1,015	899.95	10-1112-410-3
		SW-SUPPLIES		1,015	195.91	10-2110-410-1
		EPIC-PROF SERV HANNON IRC		1,015	215.00	10-2210-321-1
		PRINC-DUES/FEES		1,015	195.00	10-2410-640-1
		HS-SUPPLIES		1,015	13.95	10-1113-410-2
		HS-SUPPLIES		1,015	35.00	10-1113-410-2
		HIGH SCHOOL-BLDG SUPPLIE BALACE FOR LIGH		1,015	70.44	20-2542-410-2
		EPIC-PROF SERV A DAVIS		1,015	270.00	10-2210-321-1
		HS-SUPPLIES		1,015	22.95	10-1113-410-2
		H S-BUILDING REPAIRS/MAI		1,015	116.00	20-2542-323-2
		EPIC SUPPLIES PE SUPPLIES		1,015	199.60	10-2210-410-1
		H S-GROUNDS SUPPLIES SNOWPLOW PARTS		1,015	74.09	20-2543-410-2
		JR HI-GROUNDS SUPPLIES SNOW PLOW PARTS		1,015	74.09	20-2543-410-3
		PRIMARY-GROUNDS SUPPLIE SNOW PLOW PAR		1,015	74.09	20-2543-410-5
		PRIMARY-GROUNDS SUPPLIE SALT SPREADER		1,015	228.38	20-2543-410-5
		PFA TRAVEL 7-5		1,015	105.09	10-1125-332-1
		PRIMARY BLDG SUPPLY		1,015	29.45	20-2542-410-5
		CROSS CAT SUPPLY - DIRECTOR CHAIRS		1,015	244.98	10-1220-410-1
		VOC AG-FFA TRAVEL		1,015	128.53	10-1401-333-2
		ELEMENTARY-GROUNDS SUPPLY SNOW PLOW F		1,015	74.09	20-2543-410-4
		JR HI-GROUNDS SUPPLIES		1,015	10.40	20-2543-410-4

# Bills Payable List

Printed: 10/11/2018 12:12 PM  
 PUTNAM COUNTY CUSD #535  
 Expense on Date: 10/1/2018 to 10/31/2018

Vendor Name	P.O. Number	Description	Override	Batch #	Amount	State Account Number
		JR HI-GROUNDS SUPPLIES		1,015	10.40	20-2543-410-3
		H S-GROUNDS SUPPLIES		1,015	10.39	20-2543-410-2
					<u>\$4,756.89</u>	
<b>ORKIN EXTERMINATING CO IN</b>						
		ALL SCHOOL SERVICES		1,015	81.26	20-2542-321-1
		ALL SCHOOL SERVICES		1,015	84.59	20-2542-321-1
		ALL SCHOOL SERVICES		1,015	70.22	20-2542-321-1
		ALL SCHOOL SERVICES		1,015	83.33	20-2542-321-1
					<u>\$319.40</u>	
<b>OTTAWA ELEM SCHOOL DISTRICT #</b>						
		SP ED TUITION PUBLIC		1,015	12,000.00	10-4220-600-1
					<u>\$12,000.00</u>	
<b>PCCU (NEC)</b>						
		NEC 24/20		99	1,036.44	10-481
		NEC 24/20		99	0.30	80-481
		NEC-ADMIN/10 MONTH		99	144.82	10-481
		NEC-ADMIN/10 MONTH		99	1.06	80-481
		NEC 24/20		99	1,071.20	10-481
		NEC 24/20		99	0.30	80-481
		NEC-ADMIN/10 MONTH		99	144.82	10-481
		NEC 24/20		99	24.65	40-481
		DED NEC		99	17.72	10-481
		NEC-ADMIN/10 MONTH		99	1.06	80-481
		NEC 24/20		99	13.44	20-481
					<u>\$2,455.81</u>	
<b>PENSERV PLAN SERVICES INC</b>						
		PENSERV PLAN SERVICES		97	2,979.50	10-481
		PENSERV PLAN SERVICES		97	50.00	20-481
		PENSERV PLAN SERVICES		97	12.50	80-481
		PENSERV PLAN SERVICES		97	2,973.45	10-481
		PENSERV PLAN SERVICES		97	206.05	40-481
		PENSERV PLAN SERVICES		97	50.00	20-481
		PENSERV PLAN SERVICES		97	12.50	80-481
					<u>\$6,284.00</u>	
<b>PI EXTREME</b>						
		H S ATHLETIC-SUPPLIES		1,015	199.98	10-1501-410-2
					<u>\$199.98</u>	
<b>PRAIRIE FARMS PEORIA DIVISION</b>						
		HIGH SCHOOL- FOOD		1,015	296.00	10-2560-410-2-421000
		PRIMARY CAFE FOOD		1,015	1,203.00	10-2560-410-5-421000
		PFA FOOD SUPP		1,015	66.80	10-1125-411-1
		HENN-CAFE FOOD		1,015	1,041.00	10-2560-410-4-421000
		JR HI-CAFE FOOD		1,015	1,614.00	10-2560-410-3-421000
					<u>\$4,220.80</u>	
<b>PRAIRIECAT</b>						
		LEASE FD TECH SOFTWARE		1,015	1,214.42	10-1113-470-1
					<u>\$1,214.42</u>	

# Bills Payable List

Printed: 10/11/2018 12:12 PM  
 PUTNAM COUNTY CUSD #535  
 Expense on Date: 10/1/2018 to 10/31/2018

Vendor Name	P.O. Number	Description	Override	Batch #	Amount	State Account Number
<b>PRO ED, INC</b>						
	50659	PRE-K SUPPLIES		1,015	59.40	10-1225-410-26
					<u>59.40</u>	
<b>PUT CO PCEA/IEA DUES</b>						
		NON-CERT DUES		96	77.56	20-481
		IEA CERT DUES		96	2,484.48	10-481
		IEA CERT DUES		96	0.70	80-481
		NON-CERT DUES		96	483.69	10-481
		NON-CERT DUES		96	77.08	20-481
		IEA CERT DUES		96	2,432.56	10-481
		IEA CERT DUES		96	0.70	80-481
		NON-CERT DUES		96	477.23	10-481
		IEA CERT DUES		96	39.33	40-481
		NON-CERT DUES		96	6.94	40-481
		IEA CERT DUES		96	12.59	20-481
					<u>\$6,092.86</u>	
<b>PUT CO SCHOOL (FED TRS)</b>						
		TITLE I FED TRS 18 19		1,015	998.24	10-1250-210-36-430000
					<u>\$998.24</u>	
<b>PUT CO SCHOOL (TRS HEALTH</b>						
		THIS P24/T20		99	3,859.95	10-481
		THIS P24/T20		99	1.13	80-481
		THIS ADMIN/10 MONTH		99	539.34	10-481
		THIS ADMIN/10 MONTH		99	3.95	80-481
		THIS P24/T20		99	3,989.19	10-481
		THIS P24/T20		99	1.13	80-481
		THIS ADMIN/10 MONTH		99	539.34	10-481
		THIS P24/T20		99	91.82	40-481
		DED THIS		99	66.04	10-481
		THIS ADMIN/10 MONTH		99	3.95	80-481
		THIS P24/T20		99	50.06	20-481
					<u>\$9,145.90</u>	
<b>PUT CO SCHOOL (TRS)</b>						
		TRS P24/T20		99	17,673.94	10-481
		TRS P24/T20		99	5.16	80-481
		TRS ADMI/10 MONTH		99	2,469.55	10-481
		TRS ADMI/10 MONTH		99	18.08	80-481
		TRS P24/T20		99	18,265.74	10-481
		TRS P24/T20		99	5.16	80-481
		TRS ADMI/10 MONTH		99	2,469.54	10-481
		TRS P24/T20		99	420.44	40-481
		DED TRS		99	302.40	10-481
		TRS P24/T20		99	229.23	20-481
		TRS ADMI/10 MONTH		99	18.08	80-481
					<u>\$41,877.32</u>	
<b>PUT CO SCHOOLS</b>						
		IM IMRF		98	631.42	20-481

# Bills Payable List

Printed: 10/11/2018 12:12 PM  
 PUTNAM COUNTY CUSD #535  
 Expense on Date: 10/1/2018 to 10/31/2018

Vendor Name	P.O. Number	Description	Override	Batch #	Amount	State Account Number
		IMRFBRD SHARE		98	1,682.41	50-481
		IM IMRF		98	1,853.76	10-481
		IMRFBRD SHARE		98	5,036.97	50-481
		IMRF VOL CONTRIBUTIONS		98	74.59	10-481
		IM IMRF		98	36.70	10-481
		IM IMRF		98	647.46	20-481
		IMRFBRD SHARE		98	1,725.15	50-481
		IM IMRF		98	2,124.55	10-481
		IMRFBRD SHARE		98	5,758.45	50-481
		IMRF VOL CONTRIBUTIONS		98	74.59	10-481
		IM IMRF		98	36.70	10-481
		IM IMRF		98	122.41	40-481
		IMRFBRD SHARE		98	326.15	50-481
					<u>\$20,131.31</u>	
<b>PUTNAM CO COMM UNIT (IL)</b>						
		IL State Tax		99	610.51	20-481
		IL State Tax		99	9,545.02	10-481
		IL State Tax		99	10.27	80-481
		IL State Tax		99	767.61	20-481
		IL State Tax		99	10,755.73	10-481
		IL State Tax		99	10.27	80-481
		IL State Tax		99	374.80	40-481
					<u>\$22,074.21</u>	
<b>PUTNAM CO SD FIT</b>						
		Federal Tax 2018		99	1,295.35	20-481
		Federal Tax 2018		99	17,739.14	10-481
		Federal Tax 2018		99	30.24	80-481
		Federal Tax 2018		99	1,620.43	20-481
		Federal Tax 2018		99	20,142.03	10-481
		Federal Tax 2018		99	30.24	80-481
		Federal Tax 2018		99	627.38	40-481
					<u>\$41,484.81</u>	
<b>PUTNAM CO SD MEDICARE</b>						
		MEDICARE (CERT)		99	2,360.71	10-481
		MEDICARE (BRD PD)		99	2,360.71	50-481
		MEDICARE (CERT)		99	3.18	80-481
		MEDICARE (BRD PD)		99	3.18	50-481
		MEDICARE (CERT)		99	2,573.87	10-481
		MEDICARE (BRD PD)		99	2,573.87	50-481
		MEDICARE (CERT)		99	3.18	80-481
		MEDICARE (BRD PD)		99	3.18	50-481
		MEDICARE (CERT)		99	50.08	40-481
		MEDICARE (BRD PD)		99	50.08	50-481
		MEDICARE (BRD PD)		99	28.00	50-481
		MEDICARE (CERT)		99	28.00	20-481
					<u>\$10,038.04</u>	
<b>PUTNAM COUNTY SD FICA</b>						
		FICA 2018		99	1,022.73	20-481

# Bills Payable List

Printed: 10/11/2018 12:12 PM  
 PUTNAM COUNTY CUSD #535  
 Expense on Date: 10/1/2018 to 10/31/2018

Vendor Name	P.O. Number	Description	Override	Batch #	Amount	State Account Number
		MATCHING FICA		99	1,022.73	50-481
		FICA 2018		99	3,016.59	10-481
		MATCHING FICA		99	3,016.59	50-481
		FICA 2018		99	1,118.81	20-481
		MATCHING FICA		99	1,118.81	50-481
		FICA 2018		99	3,826.03	10-481
		MATCHING FICA		99	3,826.03	50-481
		FICA 2018		99	367.99	40-481
		MATCHING FICA		99	367.99	50-481
					<u>\$18,704.30</u>	
<b>RAISING STUDENT ACHIEVEMENT C</b>						
		TITLE I 7-5 WARD		1,015	250.00	10-1250-332-36-430000
					<u>\$250.00</u>	
<b>REALLY GOOD STUFF</b>						
50649		PRIMARY-SUPPLIES		1,015	15.98	10-1111-410-5
50649		CROSS CAT SUPPLY - PRIM		1,015	98.22	10-1220-410-5
50649		PRIMARY-TEXTBOOKS		1,015	19.18	10-1111-420-5
					<u>\$133.38</u>	
<b>REGIONAL OFFICE OF EDUCATION</b>						
		CROSS CAT DIR TRAVEL ADMIN ACADEMY		1,015	200.00	10-1220-333-1
					<u>\$200.00</u>	
<b>ROBBINS SCHWARTZ</b>						
		LEGAL FEES		1,015	4,295.65	80-2369-318-1
					<u>\$4,295.65</u>	
<b>SCHOLASTIC</b>						
369391		JR HI MEDIA-PERIODICALS		1,015	109.89	10-2220-440-3
					<u>\$109.89</u>	
<b>SCHOOL SPECIALTY</b>						
34077		JR HI SUPPLIES		1,015	5.31	10-1112-410-3
					<u>\$5.31</u>	
<b>SHERWIN-WILLIAMS</b>						
		H S ATHLETIC-SUPPLIES		1,015	71.76	10-1501-410-2
		HIGH SCHOOL-BLDG SUPPLIE		1,015	253.25	20-2542-410-2
					<u>\$325.01</u>	
<b>SIENZA, KRIS</b>						
		EPIC-TUITION REIMB		1,015	510.00	10-2210-320-1
					<u>\$510.00</u>	
<b>SPECIALIZED DATA SYSTEMS</b>						
		DATA PROCESSING-SUPPLIES		1,015	360.00	10-2660-410-1
					<u>\$360.00</u>	
<b>STAPLES CREDIT PLAN</b>						
		LEASE FD TECH SUPPLY		1,015	299.99	10-1112-410-1
		HS-SUPPLIES		1,015	148.45	10-1113-410-2
		LEASE FD TECH SUPPLY PRINTERS		1,015	534.98	10-1112-410-1
43691		CROSS CAT SUPPLY - DIRECTOR		1,015	73.76	10-1220-410-1
53248		PRIMARY-SUPPLIES		1,015	296.88	10-1111-410-5

# Bills Payable List

Printed: 10/11/2018 12:12 PM  
 PUTNAM COUNTY CUSD #535  
 Expense on Date: 10/1/2018 to 10/31/2018

Vendor Name	P.O. Number	Description	Override	Batch #	Amount	State Account Number
	53248	NURSE-SUPPLIES		1,015	20.49	10-2134-410-1
					\$1,374.55	
<b>STATE DISBURSEMENT UNIT</b>						
		CHILD SUPPORT		97	451.83	10-481
		CHILD SUPPORT		97	451.83	10-481
					\$903.66	
<b>STREAMWOOD BEHAVIORAL HEAL</b>						
		HOMEBOUND PROF SERV		1,015	140.00	10-1204-318-1
					\$140.00	
<b>SUMMIT FINANCIAL RESOURCES</b>						
		JR HI-CAFE FOOD		1,015	135.93	10-2560-410-3-421000
		HENN-CAFE FOOD		1,015	135.93	10-2560-410-4-421000
		HIGH SCHOOL- FOOD		1,015	118.94	10-2560-410-2-421000
		PRIMARY CAFE FOOD		1,015	118.94	10-2560-410-5-421000
					\$509.74	
<b>SUN LIFE FINANCIAL EMPLOYEE BE</b>						
		DENT NC SINGLE		96	28.40	20-481
		DENT NC BP S		96	52.90	20-481
		DENTAL CERT S+		96	109.40	10-481
		DENT BP CRT S+		96	203.20	10-481
		DENTAL CRT F		96	280.76	10-481
		DENTAL BP CRT F		96	521.50	10-481
		DENT NC SINGLE		96	62.48	10-481
		DENT NC BP S		96	116.38	10-481
		DENT NC S+ 1		96	21.88	20-481
		DENT BP NC S+ 1		96	40.64	20-481
		DENTAL CERT S		96	170.40	10-481
		DENTAL BP CRT S		96	327.98	10-481
		DENT ADM BP F		96	160.56	10-481
		DENT ADM BP S		96	16.26	10-481
		DENT NC S+ 1		96	63.24	10-481
		DENT BP NC S+ 1		96	52.06	10-481
		DENT NC FAMILY		96	80.40	10-481
		DENT NC BP FAM		96	80.16	10-481
		DENTAL CRT F		96	0.19	80-481
		DENTAL BP CRT F		96	0.35	80-481
		DENT ADMIN E+S		96	29.70	10-481
		DENT ADMIN E+S		96	1.56	80-481
		DENT NC SINGLE		96	28.26	20-481
		DENT NC BP S		96	52.64	20-481
		DENTAL CERT S+		96	120.16	10-481
		DENT BP CRT S+		96	223.19	10-481
		DENTAL CERT S+		96	0.18	40-481
		DENT BP CRT S+		96	0.33	40-481
		DENTAL CRT F		96	274.02	10-481
		DENTAL BP CRT F		96	508.97	10-481
		DENT NC SINGLE		96	62.62	10-481
		DENT NC BP S		96	116.64	10-481

# Bills Payable List

Printed: 10/11/2018 12:12 PM  
 PUTNAM COUNTY CUSD #535  
 Expense on Date: 10/1/2018 to 10/31/2018

Vendor Name	P.O. Number	Description	Override	Batch #	Amount	State Account Number
		DENT NC S+ 1		96	21.88	20-481
		DENT BP NC S+ 1		96	40.64	20-481
		DENTAL CERT S		96	181.14	10-481
		DENTAL BP CRT S		96	326.78	10-481
		DENT ADM BP F		96	160.56	10-481
		DENT ADM BP S		96	16.26	10-481
		DENT NC S+ 1		96	63.24	10-481
		DENT BP NC S+ 1		96	52.06	10-481
		DENTAL CERT S		96	6.33	40-481
		DENTAL BP CRT S		96	11.78	40-481
		DENT NC FAMILY		96	80.40	10-481
		DENT NC BP FAM		96	80.16	10-481
		DENTAL CRT F		96	0.19	80-481
		DENTAL BP CRT F		96	0.35	80-481
		DENTAL BP CRT F		96	12.53	20-481
		DENT ADMIN E+S		96	29.70	10-481
		DENT ADMIN E+S		96	1.56	80-481
		DENTAL CRT F		96	6.74	20-481
					<u>\$4,899.71</u>	
<b>SUN LIFE FINANCIAL EMPLOYEE BE</b>						
		LIFE NC		96	4.44	20-481
		LIFE NC BP		96	8.34	20-481
		LIFE CERT		96	85.83	10-481
		LIFE CERT BP		96	160.63	10-481
		LIFE ADM BP		96	21.25	10-481
		LIFE NC		96	20.98	10-481
		LIFE NC BP		96	37.98	10-481
		LIFE CERT		96	0.01	80-481
		LIFE CERT BP		96	0.03	80-481
		LIFE NC		96	4.44	20-481
		LIFE NC BP		96	8.34	20-481
		LIFE CERT		96	86.60	10-481
		LIFE CERT BP		96	162.04	10-481
		LIFE ADM BP		96	21.25	10-481
		LIFE NC		96	20.73	10-481
		LIFE NC BP		96	37.51	10-481
		LIFE CERT		96	1.67	40-481
		LIFE CERT BP		96	3.12	40-481
		LIFE CERT		96	0.01	80-481
		LIFE CERT BP		96	0.03	80-481
		LIFE CERT BP		96	1.00	20-481
		LIFE NC		96	0.25	40-481
		LIFE NC BP		96	0.47	40-481
		LIFE CERT		96	0.53	20-481
					<u>\$687.48</u>	
<b>SUN LIFE FINANCIAL EMPLOYEE BE</b>						
		VISION E+S		96	77.69	10-481
		VISION EMP		96	182.28	10-481

# Bills Payable List

Printed: 10/11/2018 12:12 PM  
 PUTNAM COUNTY CUSD #535  
 Expense on Date: 10/1/2018 to 10/31/2018

Vendor Name	P.O. Number	Description	Override	Batch #	Amount	State Account Number
		VISION E+C		96	9.55	20-481
		VISION FAMILY		96	166.54	10-481
		VISION E+C		96	38.20	10-481
		VISION EMP		96	13.02	20-481
		VISION FAMILY		96	0.14	80-481
		VISION E+S		96	0.43	80-481
		VISION E+S		96	86.30	10-481
		VISION E+S		96	0.07	40-481
		VISION EMP		96	186.49	10-481
		VISION E+C		96	9.55	20-481
		VISION FAMILY		96	180.43	10-481
		VISION E+C		96	38.20	10-481
		VISION EMP		96	4.58	40-481
		VISION EMP		96	12.91	20-481
		VISION FAMILY		96	0.14	80-481
		VISION E+S		96	0.43	80-481
					<u>\$1,006.95</u>	
<b>SUN LIFE FINANCIAL EMPLOYEE BE</b>						
		LIFE VOL		96	82.16	10-481
		LIFE VOL		96	140.77	10-481
		LIFE VOL		96	5.87	40-481
					<u>\$228.80</u>	
<b>SUPERINTENDENT IMPREST</b>						
		BOARD DUES/FEES IMPREST		1,015	200.00	10-2310-640-6
					<u>\$200.00</u>	
<b>SUPPLYWORKS</b>						
		PRIMARY BLDG SUPPLY		1,015	19.28	20-2542-410-5
		PRIMARY BLDG SUPPLY		1,015	69.70	20-2542-410-5
		PRIMARY BLDG SUPPLY		1,015	22.30	20-2542-410-5
		H S-BUILDING REPAIRS/MAI FIXED VACUUM		1,015	1,178.10	20-2542-323-2
					<u>\$1,289.38</u>	
<b>TALX UC EXPRESS</b>						
		UNEMPLOYMENT INSUR		1,015	144.70	80-2363-380-7
					<u>\$144.70</u>	
<b>THE BABY FOLD</b>						
		LIGHTEDWAY/PEORIA		1,015	3,876.21	10-1912-670-1
					<u>\$3,876.21</u>	
<b>THEISINGER, CLAYTON</b>						
		PRINC OFFICE-TRAVEL		1,015	121.00	10-2410-332-1
					<u>\$121.00</u>	
<b>THOMPSON, DEBBIE</b>						
		JR HI-TRAVEL		1,015	27.50	10-1112-332-3
		EPIC-PROF SERV PRAIRIE CAT		1,015	92.40	10-2210-321-1
					<u>\$119.90</u>	
<b>TOEDTER OIL COMPANY</b>						
		TRANSP - YB SUPPLY		1,015	572.72	40-2550-411-1
		EX CURRICULAR VAN		1,015	608.51	40-2550-324-1

# Bills Payable List

Printed: 10/11/2018 12:12 PM  
 PUTNAM COUNTY CUSD #535  
 Expense on Date: 10/1/2018 to 10/31/2018

Vendor Name	P.O. Number	Description	Override	Batch #	Amount	State Account Number
		DRIVERS ED SUPPLIES		1,015	89.49	10-1700-410-2
		TRUCK REPAIR/MAINT		1,015	250.57	20-2542-320-3
		PRIMARY-GROUNDS SUPPLIE		1,015	67.11	20-2543-410-5
		ELEMENTARY-GROUNDS SUPPLY		1,015	67.11	20-2543-410-4
		JR HI-GROUNDS SUPPLIES		1,015	67.11	20-2543-410-3
		H S-GROUNDS SUPPLIES		1,015	67.11	20-2543-410-2
					<u>\$1,789.73</u>	
<b>TONIS FLOWER AND GIFT SHOP</b>						
		BOARD SUPPLIES		1,015	30.00	10-2310-410-6
		BOARD SUPPLIES		1,015	25.00	10-2310-410-6
					<u>\$55.00</u>	
<b>TRINITY CATHOLIC SCHOOL</b>						
		HIGH SCHOOL- FOOD		1,015	46.75	10-2560-410-2-421000
					<u>\$46.75</u>	
<b>TROVERO, JENNIFER</b>						
		JR HI-BUILDING SUPPLIES		1,015	88.78	20-2542-410-3
		HIGH SCHOOL-BLDG SUPPLIE		1,015	115.54	20-2542-410-2
					<u>\$204.32</u>	
<b>USI EDUCATION AND GOVERNMENT</b>						
34093		JR HI SUPPLIES		1,015	240.95	10-1112-410-3
					<u>\$240.95</u>	
<b>VANDERBILT UNIVERSITY</b>						
		HENN ELEM-TEXT		1,015	38.00	10-1110-420-4
					<u>\$38.00</u>	
<b>VAR RESOURCES LLC</b>						
		LEASE FD TECH SUPPLY		1,015	5,535.63	10-1112-410-1
		LEASE FD TECH SUPPLY		1,015	(4,034.48)	10-1112-410-1
					<u>\$1,501.15</u>	
<b>VERNIER</b>						
		EPIC-PROF SERV		1,015	183.00	10-2210-321-1
					<u>\$183.00</u>	
<b>VILLAGE OF GRANVILLE</b>						
		HS- WATER		1,015	1,133.75	20-2542-322-2
		PRIMARY- WATER		1,015	197.75	20-2542-322-5
					<u>\$1,331.50</u>	
<b>WASHINGTON NATIONAL INS CO</b>						
		WASHINGTON NATL INS.		96	608.22	10-481
		WASHINGTON NATL INS.		96	87.70	20-481
		WASHINGTON NATL INS.		96	0.31	80-481
		WASHINGTON NATL INS.		96	590.97	10-481
		WASHINGTON NATL INS.		96	100.66	20-481
		WASHINGTON NATL INS.		96	0.31	80-481
		WASHINGTON NATL INS.		96	50.09	40-481
					<u>\$1,438.26</u>	
<b>WASTE MANAGEMENT</b>						
		ALL SCHOOL SERVICES		1,015	228.66	20-2542-321-1

# Bills Payable List

Printed: 10/11/2018 12:12 PM

PUTNAM COUNTY CUSD #535

Expense on Date: 10/1/2018 to 10/31/2018

Vendor Name					
P.O. Number	Description	Override	Batch #	Amount	State Account Number
	ALL SCHOOL SERVICES		1,015	202.39	20-2542-321-1
	ALL SCHOOL SERVICES		1,015	1,671.53	20-2542-321-1
	ALL SCHOOL SERVICES		1,015	397.17	20-2542-321-1
				<u>\$2,499.75</u>	
<b>WOODBURN PRESS</b>					
27471	GUIDANCE-TESTS,SERVICES		1,015	86.95	10-2120-390-1
				<u>\$86.95</u>	
			<b>Report Total</b>	<u><u>\$526,457.96</u></u>	

# Revenue Ledger

Printed: 10/9/2018 9:18 AM  
PUTNAM COUNTY CUSD #535

Education Fund 10							
Function	1000	Instruction					
Function	1112	Junior High					
Description	M.T.D. Revenue	Y.T.D. Revenue	Revenue Budget	Budget Balance Revenue	% of Budget	State Account Number	
<b>Instruction</b>							
<b>Junior High</b>							
1112 Junior High	9,562.75	1,913,430.65	3,617,938.00	1,704,507.35	52.89	10-1112	
FIRST PRIOR YEAR LEVY	9,562.75	1,913,430.65	3,617,938.00	1,704,507.35	52.89	** Function	
<b>Middle-Junior High</b>							
1120 Middle-Junior High	0.00	0.00	0.00	0.00	0.00	10-1122	
TORT IMMUNITY-1ST PRIOR	0.00	0.00	0.00	0.00	0.00	** Function	
<b>High School</b>							
1130 High School	175.78	35,172.15	66,517.00	31,344.85	52.88	10-1130	
FIRST PRIOR YR LEASE	175.78	35,172.15	66,517.00	31,344.85	52.88	** Function	
<b>Accelerated Reading Program</b>							
1140 Accelerated Reading Program	140.63	28,139.91	53,208.00	25,068.09	52.89	10-1141	
SP ED PRIOR YEAR LEVY	140.63	28,139.91	53,208.00	25,068.09	52.89	** Function	
<b>Speech &amp; Lang. Impaired</b>							
1210 Speech & Lang. Impaired	0.00	0.00	0.00	0.00	0.00	10-1210	
MOBILE HOME PRIVILEGE TA	0.00	0.00	0.00	0.00	0.00	** Function	
<b>Special Education Programs Pre-K</b>							
1225 Special Education Programs Pre-K	261,495.96	709,546.66	2,069,168.00	1,359,621.34	34.29	10-1230	
CORP PERS PROP REPLC TAX	261,495.96	709,546.66	2,069,168.00	1,359,621.34	34.29	** Function	
<b>Remedial and Supplemental Programs Pre-K</b>							
1275 Remedial and Supplemental Programs Pre-K	0.00	0.00	0.00	0.00	0.00	10-1290	
WETLANDS	0.00	0.00	0.00	0.00	0.00	** Function	
<b>Adult Education</b>							
1310 Adult Education	0.00	0.00	327,350.00	327,350.00	0.00	10-1312	
PUPIL TUITION OTHER LEA	0.00	0.00	0.00	0.00	0.00	10-1313	
	0.00	0.00	327,350.00	327,350.00	0.00	** Function	
<b>Upgrdg In Current Occupn</b>							
1340 Upgrdg In Current Occupn	0.00	0.00	36,459.00	36,459.00	0.00	10-1342	
PUPIL TUI-SP ED OTHER LEA	0.00	0.00	36,459.00	36,459.00	0.00	** Function	
<b>Music</b>							
	0.00	0.00	0.00	0.00	0.00	10-1510	
TAX INTEREST	1,073.87	3,186.40	19,000.00	15,813.60	16.77	10-1511	
ED-INT ON INVESTMENTS	0.00	0.00	0.00	0.00	0.00	10-1512	
INTEREST-SWANEY BONDS	0.00	0.00	100.00	100.00	0.00	10-1513	
INTEREST-FARNSWORTH							

# Revenue Ledger

Printed: 10/9/2018 9:18 AM  
PUTNAM COUNTY CUSD #535

Education Fund 10							
Function	1000	Instruction					
Function	1502	Music					
Description	M.T.D. Revenue	Y.T.D. Revenue	Revenue Budget	Budget Balance Revenue	% of Budget	State Account Number	
<b>1502 Music</b>	1,073.87	3,186.40	19,100.00	15,913.60	16.68	** Function	
<b>Summer School</b>							
STUDENT LUNCH	8,541.48	28,381.48	116,000.00	87,618.52	24.47	10-1611	
STUDENT BREAKFAST	0.00	0.00	16,000.00	16,000.00	0.00	10-1612	
MILK SALES (OTHER)	167.20	167.20	4,000.00	3,832.80	4.18	10-1614	
ADULT LUNCHES/BREAKFAST	350.95	759.45	5,000.00	4,240.55	15.19	10-1620	
<b>1600 Summer School</b>	9,059.63	29,308.13	141,000.00	111,691.87	20.79	** Function	
<b>Gifted Programs</b>							
HEAD START LUNCHES	0.00	0.00	0.00	0.00	0.00	10-1690	
<b>1650 Gifted Programs</b>	0.00	0.00	0.00	0.00	0.00	** Function	
<b>Vocational Ed Handicapped</b>							
H S ATHLETIC ADMISSIONS	1,746.00	3,042.00	15,000.00	11,958.00	20.28	10-1711-2	
JR HI-ATHLETIC ADMISSION	151.00	151.00	5,000.00	4,849.00	3.02	10-1711-4	
H S / JR HI TOURNEY REV	0.00	0.00	3,000.00	3,000.00	0.00	10-1714	
ADMISSION - OTHERS	0.00	0.00	11,000.00	11,000.00	0.00	10-1719	
<b>1710 Vocational Ed Handicapped</b>	1,897.00	3,193.00	34,000.00	30,807.00	9.39	** Function	
<b>Vctnl Ed Lmt Eng Profrcncy</b>							
ACTIVITY FEES HS	(85.00)	8,865.00	18,000.00	9,135.00	49.25	10-1720	
ACTIVITY FEES JR H	0.00	3,715.00	4,500.00	785.00	82.56	10-1720	
<b>1720 Vctnl Ed Lmt Eng Profrcncy</b>	(85.00)	12,580.00	22,500.00	9,920.00	55.91	** Function	
<b>Vctnl Ed Acd /Econ Disadv</b>							
OTHER DISTRICT REVENUE	100.00	100.00	1,000.00	900.00	10.00	10-1790	
JH PE RESALE	448.00	2,732.00	5,500.00	2,768.00	49.67	10-1790-1-3	
H S PE RESALE	87.50	1,599.50	4,000.00	2,400.50	39.99	10-1790-2	
	0.00	0.00	0.00	0.00	0.00	10-1791	
MUSIC RESALE	0.00	0.00	200.00	200.00	0.00	10-1792	
<b>1730 Vctnl Ed Acd /Econ Disadv</b>	635.50	4,431.50	10,700.00	6,268.50	41.42	** Function	
<b>Bilingual Programs</b>							
PRIM-TEXTBOOK RENTAL	0.00	5,775.00	7,000.00	1,225.00	82.50	10-1811	
H S- TEXTBOOK RENTAL	113.68	17,413.68	22,500.00	5,086.32	77.39	10-1811	
JR HI-TEXTBOOK RENTAL	(65.00)	8,515.00	8,500.00	(15.00)	100.18	10-1811	
ELEM-TEXTBOOK RENTAL	0.00	4,950.00	7,000.00	2,050.00	70.71	10-1811-4	
INSTRUMENT RENTAL	0.00	0.00	0.00	0.00	0.00	10-1819	
<b>1800 Bilingual Programs</b>	48.68	36,653.68	45,000.00	8,346.32	81.45	** Function	
<b>Gifted Programs - Private Tuition</b>							
DONATIONS	2,500.00	3,091.50	25,000.00	21,908.50	12.37	10-1920	

# Revenue Ledger

Printed: 10/9/2018 9:18 AM  
PUTNAM COUNTY CUSD #535

Education Fund 10							
Function	1000	Instruction					
Function	1920	Gifted Programs - Private Tuition					
Description	M.T.D. Revenue	Y.T.D. Revenue	Revenue Budget	Budget Balance Revenue	% of Budget	State Account Number	
		DONATIONS-NCF	0.00	0.00	0.00	0.00	10-1920
<b>1920</b>		<b>Gifted Programs - Private Tuition</b>	<b>2,500.00</b>	<b>3,091.50</b>	<b>25,000.00</b>	<b>21,908.50</b>	<b>12.37 ** Function</b>
<b>Truants Alternative/Optional Education Programs</b>							
		PSY LEA ASSESSEMENT	0.00	0.00	0.00	0.00	10-1940
		SW LEA ASSESSMENT	0.00	0.00	0.00	0.00	10-1941
		SPEECH LEA ASSESS	0.00	0.00	2,100.00	2,100.00	0.00 10-1941
			0.00	0.00	0.00	0.00	10-1942
		REFUND EXPENSES	0.00	1,672.45	0.00	(1,672.45)	0.00 10-1950
		DRIVERS ED FEE	0.00	2,650.00	3,000.00	350.00	88.33 10-1970
		OTHER LOCAL REVENUE	1,480.55	17,452.86	110,000.00	92,547.14	15.87 10-1999
		INSURANCE/PLAY EQUIPMENT	0.00	0.00	0.00	0.00	0.00 10-1999
		INTERNET REVENUE	0.00	0.00	0.00	0.00	0.00 10-1999-1
<b>1922</b>		<b>Truants Alternative/Optional Education Programs</b>	<b>1,480.55</b>	<b>21,775.31</b>	<b>115,100.00</b>	<b>93,324.69</b>	<b>18.92 ** Function</b>
<b>1000</b>		<b>Instruction</b>	<b>287,985.35</b>	<b>2,800,508.89</b>	<b>6,583,040.00</b>	<b>3,782,531.11</b>	<b>42.54 * Function</b>
<b>Support Services</b>							
<b>Comp Arts</b>							
		POVERTY GRANT	0.00	0.00	0.00	0.00	10-2200
<b>2196</b>		<b>Comp Arts</b>	<b>0.00</b>	<b>0.00</b>	<b>0.00</b>	<b>0.00</b>	<b>** Function</b>
<b>Assessment/Testing</b>							
		ROE FLOW THRU	0.00	0.00	0.00	0.00	10-2230
<b>2230</b>		<b>Assessment/Testing</b>	<b>0.00</b>	<b>0.00</b>	<b>0.00</b>	<b>0.00</b>	<b>** Function</b>
<b>2000</b>		<b>Support Services</b>	<b>0.00</b>	<b>0.00</b>	<b>0.00</b>	<b>0.00</b>	<b>* Function</b>
<b>Community Services</b>							
<b>Other Support Services</b>							
		GENERAL STATE AID	80,019.26	160,038.52	880,212.00	720,173.48	18.18 10-3001
		HOLD HARMLESS GSA	0.00	0.00	0.00	0.00	10-3002
<b>2900</b>		<b>Other Support Services</b>	<b>80,019.26</b>	<b>160,038.52</b>	<b>880,212.00</b>	<b>720,173.48</b>	<b>18.18 ** Function</b>
<b>Direction Of Community Sv</b>							
		SP ED PRIV FAC TUITION	21,752.52	21,752.52	115,000.00	93,247.48	18.92 10-3100
		SP ED EXTRA ORDINARY	0.00	0.00	54,000.00	54,000.00	0.00 10-3105
		SP ED PERSONNEL	0.00	0.00	115,000.00	115,000.00	0.00 10-3110
		SP ED ORPHANAGE	0.00	0.00	31,207.00	31,207.00	0.00 10-3120
		SP ED SUMMER SCHOOL	0.00	0.00	960.00	960.00	0.00 10-3145
<b>3100</b>		<b>Direction Of Community Sv</b>	<b>21,752.52</b>	<b>21,752.52</b>	<b>316,167.00</b>	<b>294,414.48</b>	<b>6.88 ** Function</b>
<b>Community Recreation Srv</b>							

# Revenue Ledger

Printed: 10/9/2018 9:18 AM  
PUTNAM COUNTY CUSD #535

Education Fund 10							
Function	3000	Community Services					
Function	3200	Community Recreation Srv					
Description	M.T.D. Revenue	Y.T.D. Revenue	Revenue Budget	Budget Balance	% of Budget	State Account Number	
				Revenue			
		0.00	0.00	19,688.00	19,688.00	0.00	10-3200
		0.00	0.00	12,000.00	12,000.00	0.00	10-3215
		2,637.00	9,794.00	2,489.00	(7,305.00)	393.49	10-3235
		0.00	0.00	0.00	0.00	0.00	10-3299
<b>3200 Community Recreation Srv</b>		<b>2,637.00</b>	<b>9,794.00</b>	<b>34,177.00</b>	<b>24,383.00</b>	<b>28.66</b>	<b>** Function</b>
<b>Civic Services</b>							
		0.00	0.00	0.00	0.00	0.00	10-3305
		831.33	1,256.07	3,500.00	2,243.93	35.89	10-3360
		0.00	0.00	0.00	0.00	0.00	10-3360
		0.00	3,106.32	15,000.00	11,893.68	20.71	10-3370-1
<b>3300 Civic Services</b>		<b>831.33</b>	<b>4,362.39</b>	<b>18,500.00</b>	<b>14,137.61</b>	<b>23.58</b>	<b>** Function</b>
<b>Welfare Activities Serv</b>							
		0.00	0.00	0.00	0.00	0.00	10-3610
		0.00	0.00	0.00	0.00	0.00	10-3640
		0.00	0.00	0.00	0.00	0.00	10-3641
		0.00	0.00	0.00	0.00	0.00	10-3651-1
		0.00	0.00	0.00	0.00	0.00	10-3695
<b>3600 Welfare Activities Serv</b>		<b>0.00</b>	<b>0.00</b>	<b>0.00</b>	<b>0.00</b>	<b>0.00</b>	<b>** Function</b>
<b>Nonpublic School Pupils</b>							
		39,400.00	60,000.00	261,362.00	201,362.00	22.96	10-3705
		0.00	0.00	0.00	0.00	0.00	10-3715
		0.00	0.00	0.00	0.00	0.00	10-3725
		0.00	0.00	0.00	0.00	0.00	10-3735
		0.00	0.00	0.00	0.00	0.00	10-3775
		0.00	0.00	0.00	0.00	0.00	10-3792
		0.00	0.00	0.00	0.00	0.00	10-3794
<b>3700 Nonpublic School Pupils</b>		<b>39,400.00</b>	<b>60,000.00</b>	<b>261,362.00</b>	<b>201,362.00</b>	<b>22.96</b>	<b>** Function</b>
<b>Home/School Services</b>							
		0.00	0.00	0.00	0.00	0.00	10-3800
<b>3800 Home/School Services</b>		<b>0.00</b>	<b>0.00</b>	<b>0.00</b>	<b>0.00</b>	<b>0.00</b>	<b>** Function</b>
<b>Other Community Services</b>							
		1,442.00	1,442.00	5,000.00	3,558.00	28.84	10-3999
		0.00	0.00	0.00	0.00	0.00	10-3999
<b>3900 Other Community Services</b>		<b>1,442.00</b>	<b>1,442.00</b>	<b>5,000.00</b>	<b>3,558.00</b>	<b>28.84</b>	<b>** Function</b>
<b>3000 Community Services</b>		<b>146,082.11</b>	<b>257,389.43</b>	<b>1,515,418.00</b>	<b>1,258,028.57</b>	<b>16.98</b>	<b>* Function</b>
<b>Nonprogrammed Charges</b>							

# Revenue Ledger

Printed: 10/9/2018 9:18 AM  
PUTNAM COUNTY CUSD #535

Education Fund 10							
Function	4000	Nonprogrammed Charges					
Function	3900	Other Community Services					
Description	M.T.D. Revenue	Y.T.D. Revenue	Revenue Budget	Budget Balance Revenue	% of Budget	State Account Number	
<b>Other Community Services</b>							
		TITLE V INVO(CHAR CTS	0.00	0.00	0.00	0.00	10-4100
3900	Other Community Services		0.00	0.00	0.00	0.00	** Function
<b>Payments Reg Programs</b>							
			0.00	0.00	0.00	0.00	10-4110
4110	Payments Reg Programs		0.00	0.00	0.00	0.00	** Function
<b>Payments for Regular Programs - Tuition</b>							
		FEDERAL LUNCH AID	9,883.04	9,883.04	175,000.00	165,116.96	5.65 10-4210
4210	Payments for Regular Programs - Tuition		9,883.04	9,883.04	175,000.00	165,116.96	5.65 ** Function
<b>Payments for Special Education Programs - Tuition</b>							
		FED BREAKFAST AID	2,806.87	2,806.87	36,000.00	33,193.13	7.80 10-4220
4220	Payments for Special Education Programs - Tuition		2,806.87	2,806.87	36,000.00	33,193.13	7.80 ** Function
<b>Payments to Other Govt Units (In-Sate) Transfers</b>							
		TITLE I GRANT	0.00	30,288.00	112,488.00	82,200.00	26.93 10-4300
34 4300	Payments to Other Govt Units (In-Sate) Transfers		0.00	30,288.00	112,488.00	82,200.00	26.93 ** Function
<b>Payments to Other Govt Units - Out of State</b>							
		TITLE IV A ESSA GRANT	0.00	0.00	0.00	0.00	10-4400
4400	Payments to Other Govt Units - Out of State		0.00	0.00	0.00	0.00	** Function
<b>Payments Other Govt Units Out of State Transfers</b>							
		IDEA INCENTIVE	0.00	0.00	0.00	0.00	10-4620
		IDEA DISCRETIONARY	0.00	0.00	0.00	0.00	10-4620
		IDEA BLOCK GRT	8,363.52	113,457.52	118,579.00	5,121.48	95.68 10-4620
		DEMONSTR PROJ/LEASE	0.00	0.00	0.00	0.00	10-4620-1
		EXCESS (ROOM/BOARD)	0.00	19,236.10	115,000.00	95,763.90	16.73 10-4625-1
		STEP PROGRAM	0.00	0.00	17,696.00	17,696.00	0.00 10-4770-1
		CARL PERKINS	0.00	0.00	8,441.00	8,441.00	0.00 10-4770-1-40
		SFSF/GSA REVENUE	0.00	0.00	0.00	0.00	10-4850
		ARRA TITLE I	0.00	0.00	0.00	0.00	10-4854
		ARRA IDEA PART B	0.00	0.00	0.00	0.00	10-4857-1
		ARRA GSA	0.00	0.00	0.00	0.00	10-4870-1
		ARRA ED JOBS FUND	0.00	0.00	0.00	0.00	10-4880-1
			0.00	0.00	0.00	0.00	10-4900
		TITLE II TEACHER QUALITY	0.00	6,658.00	0.00	(6,658.00)	0.00 10-4935
			0.00	0.00	0.00	0.00	10-4945
		TITLE IID-TECH ENHANC	0.00	0.00	0.00	0.00	10-4971
		MEDICAID-ADMIN OUTREACH	0.00	6,643.64	20,000.00	13,356.36	33.22 10-4991-1

# Revenue Ledger

Printed: 10/9/2018 9:18 AM  
PUTNAM COUNTY CUSD #535

Education Fund 10								
Function	4000	Nonprogrammed Charges						
Function	4430	Payments Other Govt Units Out of State Transfers						
Description	M.T.D. Revenue	Y.T.D. Revenue	Revenue Budget	Budget Balance	% of Budget Revenue	State Account Number		
		MEDICAID-FEE FOR SERV	7,091.50	7,091.50	20,000.00	12,908.50	35.46	10-4992-1-11
			0.00	0.00	0.00	0.00	0.00	10-4998-1
<b>4430</b>		<b>Payments Other Govt Units Out of State Transfers</b>	<b>15,455.02</b>	<b>153,086.76</b>	<b>299,716.00</b>	<b>146,629.24</b>	<b>51.08</b>	** Function
<b>4000</b>		<b>Nonprogrammed Charges</b>	<b>28,144.93</b>	<b>196,064.67</b>	<b>623,204.00</b>	<b>427,139.33</b>	<b>31.46</b>	* Function
<b>Provision For Contingences</b>								
<u>Provision For Contingences</u>								
		TRANS OF WC TECH THRUST	0.00	0.00	0.00	0.00	0.00	10-7110
		PERM TRANSFER WC	0.00	0.00	0.00	0.00	0.00	10-7110
		TRANSFER OF WC	0.00	0.00	0.00	0.00	0.00	10-7110-1
<b>6000</b>		<b>Provision For Contingences</b>	<b>0.00</b>	<b>0.00</b>	<b>0.00</b>	<b>0.00</b>	<b>0.00</b>	** Function
<u>Perm Trnf from W/C</u>								
		TRANS WC INTEREST	0.00	0.00	0.00	0.00	0.00	10-7120
		ACCURED INT B&I	0.00	0.00	0.00	0.00	0.00	10-7230
<b>7120</b>		<b>Perm Trnf from W/C</b>	<b>0.00</b>	<b>0.00</b>	<b>0.00</b>	<b>0.00</b>	<b>0.00</b>	** Function
<b>6000</b>		<b>Provision For Contingences</b>	<b>0.00</b>	<b>0.00</b>	<b>0.00</b>	<b>0.00</b>	<b>0.00</b>	* Function
<b>10</b>		<b>Education Fund</b>	<b>462,212.39</b>	<b>3,253,962.99</b>	<b>8,721,662.00</b>	<b>5,467,699.01</b>	<b>37.31</b>	Fund

35

# Revenue Ledger

Printed: 10/9/2018 9:18 AM  
PUTNAM COUNTY CUSD #535

Oper, Build, & Maint Fund 20							
Function	1000	Instruction					
Function	1112	Junior High					
Description	M.T.D. Revenue	Y.T.D. Revenue	Revenue Budget	Budget Balance Revenue	% of Budget	State Account Number	
<b>Instruction</b>							
<b>Junior High</b>							
1112 Junior High		FIRST PRIOR YEAR LEVY	1,757.87	351,735.01	665,061.00	313,325.99	52.89 20-1112
	1,757.87		351,735.01	665,061.00	313,325.99	52.89	** Function
<b>Middle-Junior High</b>							
1120 Middle-Junior High		TORT IMMUNITY-1ST PRIOR	0.00	0.00	0.00	0.00	0.00 20-1122
	0.00		0.00	0.00	0.00	0.00	** Function
<b>Special Education Programs Pre-K</b>							
1225 Special Education Programs Pre-K		CORP PERS PROP REPL TAX	0.00	0.00	200,000.00	200,000.00	0.00 20-1230
	0.00		0.00	200,000.00	200,000.00	0.00	** Function
<b>Music</b>							
1502 Music		BLD-INT	47.75	125.31	5,000.00	4,874.69	2.51 20-1511
		INTEREST - TREE FUND	0.00	0.00	50.00	50.00	0.00 20-1515
	47.75		125.31	5,050.00	4,924.69	2.48	** Function
<b>Pre-K Programs - Private Tuition</b>							
1910 Pre-K Programs - Private Tuition		HOUSE RENT	0.00	0.00	0.00	0.00	0.00 20-1910
	0.00		0.00	0.00	0.00	0.00	** Function
<b>Regular K-12 Programs - Private Tuition</b>							
1911 Regular K-12 Programs - Private Tuition		FACILITY/GROUND RENT	0.00	0.00	1,000.00	1,000.00	0.00 20-1911
	0.00		0.00	1,000.00	1,000.00	0.00	** Function
<b>Gifted Programs - Private Tuition</b>							
1920 Gifted Programs - Private Tuition		DONATIONS	0.00	0.00	500.00	500.00	0.00 20-1920
	0.00		0.00	500.00	500.00	0.00	** Function
<b>Truants Alternative/Optional Education Programs</b>							
1922 Truants Alternative/Optional Education Programs		REFUND PR YR EXP-BLDG	0.00	0.00	1,000.00	1,000.00	0.00 20-1950
		TORNADO INS/FEM/DON	0.00	0.00	0.00	0.00	0.00 20-1950
		OTHER LOCAL REVENUE	0.00	8,074.38	18,000.00	9,925.62	44.86 20-1999
	0.00		8,074.38	19,000.00	10,925.62	42.50	** Function
1000 Instruction	1,805.62		359,934.70	890,611.00	530,676.30	40.41	* Function
<b>Support Services</b>							
<b>Truants Alternative/Optional Education Programs</b>							
1922 Truants Alternative/Optional Education Programs		OTHER STATE REVENUE	0.00	0.00	0.00	0.00	0.00 20-2100
	0.00		0.00	0.00	0.00	0.00	** Function
2000 Support Services	0.00		0.00	0.00	0.00	0.00	* Function

# Revenue Ledger

Printed: 10/9/2018 9:18 AM  
PUTNAM COUNTY CUSD #535

Oper, Build, & Maint Fund 20							
Function		3000	Community Services				
Function		3900	Other Community Services				
Description	M.T.D. Revenue	Y.T.D. Revenue	Revenue Budget	Budget Balance Revenue	% of Budget	State Account Number	
<b>Community Services</b>							
<u>Other Community Services</u>							
			0.00	0.00	0.00	0.00	20-3920-1
			0.00	0.00	0.00	0.00	20-3925-1-1
			0.00	0.00	0.00	0.00	20-3999
<b>3900 Other Community Services</b>			<u>0.00</u>	<u>0.00</u>	<u>0.00</u>	<u>0.00</u>	** Function
<b>3000 Community Services</b>			<u>0.00</u>	<u>0.00</u>	<u>0.00</u>	<u>0.00</u>	* Function
<b>Nonprogrammed Charges</b>							
<u>Payments Other Govt Units Out of State Transfers</u>							
			0.00	0.00	0.00	0.00	20-4900
			0.00	0.00	0.00	0.00	20-4980
<b>4430 Payments Other Govt Units Out of State Transfers</b>			<u>0.00</u>	<u>0.00</u>	<u>0.00</u>	<u>0.00</u>	** Function
<b>4000 Nonprogrammed Charges</b>			<u>0.00</u>	<u>0.00</u>	<u>0.00</u>	<u>0.00</u>	* Function
<b>Provision For Contingences</b>							
<u>Provision For Contingences</u>							
		TRANSFER WC	0.00	0.00	168,458.00	168,458.00	0.00 20-7110
<b>6000 Provision For Contingences</b>			<u>0.00</u>	<u>0.00</u>	<u>168,458.00</u>	<u>168,458.00</u>	** Function
<b>Perm Trnf from W/C</b>							
		PERM TRANSFER FROM W/C	0.00	0.00	0.00	0.00	0.00 20-7130-1
		SALE/COMP FIXED ASSETS	0.00	0.00	0.00	0.00	0.00 20-7400
<b>7120 Perm Trnf from W/C</b>			<u>0.00</u>	<u>0.00</u>	<u>0.00</u>	<u>0.00</u>	** Function
<b>6000 Provision For Contingences</b>			<u>0.00</u>	<u>0.00</u>	<u>168,458.00</u>	<u>168,458.00</u>	* Function
<b>20 Oper, Build, &amp; Maint Fund</b>			<u>1,805.62</u>	<u>359,934.70</u>	<u>1,059,069.00</u>	<u>699,134.30</u>	<u>33.99</u> Fund

# Revenue Ledger

Printed: 10/9/2018 9:18 AM  
PUTNAM COUNTY CUSD #535

Debt Service Fund or Fund Group 30								
Function	1000	Instruction						
Function	1112	Junior High						
Description			M.T.D. Revenue	Y.T.D. Revenue	Revenue Budget	Budget Balance Revenue	% of Budget	State Account Number
<b>Instruction</b>								
<b>Junior High</b>								
		FIRST PRIOR YEAR LEVY	327.77	2,443.10	2,807.00	363.90	87.04	30-1112
1112	Junior High		327.77	2,443.10	2,807.00	363.90	87.04	** Function
<b>Music</b>								
		B/I-INT INVESTMENTS	55.44	177.53	1,000.00	822.47	17.75	30-1511
1502	Music		55.44	177.53	1,000.00	822.47	17.75	** Function
1000	Instruction		383.21	2,620.63	3,807.00	1,186.37	68.84	* Function
<b>Provision For Contingences</b>								
<b>Provision For Contingences</b>								
		PERM TRANSFER FROM W/C	0.00	0.00	0.00	0.00	0.00	30-7110-1
6000	Provision For Contingences		0.00	0.00	0.00	0.00	0.00	** Function
<b>Perm Trnf from W/C</b>								
		ACCRUED INT ON BONDS SOL	0.00	0.00	0.00	0.00	0.00	30-7230
7120	Perm Trnf from W/C		0.00	0.00	0.00	0.00	0.00	** Function
6000	Provision For Contingences		0.00	0.00	0.00	0.00	0.00	* Function
30	Debt Service Fund or Fund Group		383.21	2,620.63	3,807.00	1,186.37	68.84	Fund

CS

# Revenue Ledger

Printed: 10/9/2018 9:18 AM  
PUTNAM COUNTY CUSD #535

Transportation Fund 40							
Function	1000	Instruction					
Function	1112	Junior High					
Description	M.T.D. Revenue	Y.T.D. Revenue	Revenue Budget	Budget Balance Revenue	% of Budget	State Account Number	
<b>Instruction</b>							
<b>Junior High</b>							
1112 Junior High	FIRST PRIOR YR LEVY TRAN	703.13	140,693.96	266,027.00	125,333.04	52.89	40-1112
		703.13	140,693.96	266,027.00	125,333.04	52.89	** Function
<b>Middle-Junior High</b>							
1120 Middle-Junior High	1ST PRIOR YR LEVY-TORT	0.00	0.00	0.00	0.00	0.00	40-1122
		0.00	0.00	0.00	0.00	0.00	** Function
<b>Special Education Programs Pre-K</b>							
1225 Special Education Programs Pre-K	CORP REPLACEMNT PROP TAX	0.00	0.00	0.00	0.00	0.00	40-1230
		0.00	0.00	0.00	0.00	0.00	** Function
<b>Home Ec Occupations</b>							
1421 Home Ec Occupations	ORPHANAGE TRANS REIMB	0.00	0.00	0.00	0.00	0.00	40-1441
		0.00	0.00	0.00	0.00	0.00	** Function
<b>Music</b>							
1502 Music	TRANSP-INT	98.78	320.67	2,000.00	1,679.33	16.03	40-1511
		98.78	320.67	2,000.00	1,679.33	16.03	** Function
<b>Truants Alternative/Optional Education Programs</b>							
1922 Truants Alternative/Optional Education Programs	REFUND TRANSP	0.00	0.00	0.00	0.00	0.00	40-1950
	OTHER LOCAL REVENUE	0.00	0.00	48,000.00	48,000.00	0.00	40-1999
		0.00	0.00	48,000.00	48,000.00	0.00	** Function
1000 Instruction		801.91	141,014.63	316,027.00	175,012.37	44.62	* Function
<b>Community Services</b>							
<b>Custody/Child Care Serv</b>							
3500 Custody/Child Care Serv	REG TRANSPORTATION AID	96,203.61	96,203.61	384,238.00	288,034.39	25.04	40-3500
	VOC TRANSPORTATION AID	45,062.42	45,062.42	17,351.00	(27,711.42)	259.71	40-3505
	SP ED TRANSPORTATION AID	0.00	0.00	248,054.00	248,054.00	0.00	40-3510
	OTHER STATE REVENUE	0.00	0.00	0.00	0.00	0.00	40-3511
		141,266.03	141,266.03	649,643.00	508,376.97	21.75	** Function
<b>Nonpublic School Pupils</b>							
3700 Nonpublic School Pupils	ECE TRANSPORTATION	0.00	0.00	75,000.00	75,000.00	0.00	40-3705
		0.00	0.00	75,000.00	75,000.00	0.00	** Function
3000 Community Services		141,266.03	141,266.03	724,643.00	583,376.97	19.49	* Function
<b>Nonprogrammed Charges</b>							
<b>Payments Other Govt Units Out of State Transfers</b>							

# Revenue Ledger

Printed: 10/9/2018 9:18 AM  
PUTNAM COUNTY CUSD #535

Transportation Fund 40								
Function	4000	Nonprogrammed Charges						
Function	4430	Payments Other Govt Units Out of State Transfers						
Description	M.T.D. Revenue	Y.T.D. Revenue	Revenue Budget	Budget Balance	% of Budget	State Account Number		
				Revenue				
		IDEA ARRA	0.00	0.00	0.00	0.00	0.00	40-4857
<b>4430</b>		<b>Payments Other Govt Units Out of State Transfers</b>	0.00	0.00	0.00	0.00	0.00	** Function
<b>4000</b>		<b>Nonprogrammed Charges</b>	0.00	0.00	0.00	0.00	0.00	* Function
<b>Provision For Contingences</b>								
<u>Provision For Contingences</u>								
		PERM TRANSFER W/C	0.00	0.00	0.00	0.00	0.00	40-7110-1
<b>6000</b>		<b>Provision For Contingences</b>	0.00	0.00	0.00	0.00	0.00	** Function
<u>Perm Trnf from W/C</u>								
		PERMANENT TRANSFER	0.00	0.00	0.00	0.00	0.00	40-7130-1
<b>7120</b>		<b>Perm Trnf from W/C</b>	0.00	0.00	0.00	0.00	0.00	** Function
<b>6000</b>		<b>Provision For Contingences</b>	0.00	0.00	0.00	0.00	0.00	* Function
<b>40</b>		<b>Transportation Fund</b>	142,067.94	282,280.66	1,040,670.00	758,389.34	27.12	Fund

40

# Revenue Ledger

Printed: 10/9/2018 9:18 AM  
PUTNAM COUNTY CUSD #535

I.M.R.F./Soc. Sec. Fund 50									
Function		1000	Instruction						
Function		1112	Junior High						
Description				M.T.D. Revenue	Y.T.D. Revenue	Revenue Budget	Budget Balance Revenue	% of Budget	State Account Number
<b>Instruction</b>									
<b>Junior High</b>									
			FIRST PRIOR YR LEVY-IMRF	267.87	49,954.18	94,297.00	44,342.82	52.98	50-1112
			FIRST PRIOR YR-SS	407.61	76,021.28	143,497.00	67,475.72	52.98	50-1112
1112	Junior High			675.48	125,975.46	237,794.00	111,818.54	52.98	** Function
<b>MUSIC</b>									
			MEDICARE-FIRST PRIOR YR	0.00	0.00	0.00	0.00	0.00	50-1115
1115	MUSIC			0.00	0.00	0.00	0.00	0.00	** Function
<b>Accelerated Reading Program</b>									
			FIRST PRIOR YR-S S	0.00	0.00	0.00	0.00	0.00	50-1150
1140	Accelerated Reading Program			0.00	0.00	0.00	0.00	0.00	** Function
<b>Special Education Programs Pre-K</b>									
			CORP PERS PROP REPL TAX	0.00	0.00	0.00	0.00	0.00	50-1230
1225	Special Education Programs Pre-K			0.00	0.00	0.00	0.00	0.00	** Function
<b>Music</b>									
			IMRF-INT	58.12	178.02	1,000.00	821.98	17.80	50-1511
1502	Music			58.12	178.02	1,000.00	821.98	17.80	** Function
<b>Truants Alternative/Optional Education Programs</b>									
			OTHER LOCAL REVENUE	0.00	0.00	0.00	0.00	0.00	50-1999
1922	Truants Alternative/Optional Education Programs			0.00	0.00	0.00	0.00	0.00	** Function
1000	Instruction			733.60	126,153.48	238,794.00	112,640.52	52.83	* Function
50	I.M.R.F./Soc. Sec. Fund			733.60	126,153.48	238,794.00	112,640.52	52.83	Fund

# Revenue Ledger

Printed: 10/9/2018 9:18 AM  
PUTNAM COUNTY CUSD #535

Capital Projects Fund or Fund Group 60							
Function	1000	Instruction					
Function	1112	Junior High					
Description	M.T.D. Revenue	Y.T.D. Revenue	Revenue Budget	Budget Balance Revenue	% of Budget	State Account Number	
<b>Instruction</b>							
<b>Junior High</b>							
1112 Junior High		FIRST PRIOR CAP PROJ	0.00	0.00	0.00	0.00	60-1112
			0.00	0.00	0.00	0.00	** Function
<b>Music</b>							
1502 Music		INTEREST-CAP PROJ	0.00	0.00	0.00	0.00	60-1511
			0.00	0.00	0.00	0.00	** Function
<b>Truants Alternative/Optional Education Programs</b>							
		REFUND PRIOR YR EXP	0.00	0.00	0.00	0.00	60-1950
		OTHER LOCAL REV CAP PROJ	0.00	0.00	0.00	0.00	60-1999
1922 Truants Alternative/Optional Education Programs			0.00	0.00	0.00	0.00	** Function
1000 Instruction			0.00	0.00	0.00	0.00	* Function
<b>Community Services</b>							
<b>Other Community Services</b>							
3900 Other Community Services		INFRA IMPROVE-PLAN/CONST	0.00	0.00	0.00	0.00	60-3920
			0.00	0.00	0.00	0.00	** Function
3000 Community Services			0.00	0.00	0.00	0.00	* Function
<b>Provision For Contingences</b>							
<b>Perm Trnf from W/C</b>							
7120 Perm Trnf from W/C		IEMA/CDB TRANSFER	0.00	0.00	0.00	0.00	60-7800
			0.00	0.00	0.00	0.00	** Function
6000 Provision For Contingences			0.00	0.00	0.00	0.00	* Function
60 Capital Projects Fund or Fund Group			0.00	0.00	0.00	0.00	Fund

# Revenue Ledger

Printed: 10/9/2018 9:18 AM  
PUTNAM COUNTY CUSD #535

Working Cash Fund 70								
Function	1000	Instruction						
Function	1112	Junior High						
Description			M.T.D. Revenue	Y.T.D. Revenue	Revenue Budget	Budget Balance Revenue	% of Budget	State Account Number
<b>Instruction</b>								
<b>Junior High</b>								
		FIRST PRIOR YR WRKG CASH	175.78	35,172.15	66,517.00	31,344.85	52.88	70-1112
1112	Junior High		175.78	35,172.15	66,517.00	31,344.85	52.88	** Function
<b>Music</b>								
		WC-INT	405.66	1,286.09	10,000.00	8,713.91	12.86	70-1511
1502	Music		405.66	1,286.09	10,000.00	8,713.91	12.86	** Function
1000	Instruction		581.44	36,458.24	76,517.00	40,058.76	47.65	* Function
<b>Provision For Contingences</b>								
<b>Perm Trnf from W/C</b>								
		PRINCIPAL ON BONDS SOLD	0.00	0.00	0.00	0.00	0.00	70-7210
7120	Perm Trnf from W/C		0.00	0.00	0.00	0.00	0.00	** Function
6000	Provision For Contingences		0.00	0.00	0.00	0.00	0.00	* Function
70	Working Cash Fund		581.44	36,458.24	76,517.00	40,058.76	47.65	Fund

43

# Revenue Ledger

Printed: 10/9/2018 9:18 AM  
PUTNAM COUNTY CUSD #535

Tort Immunity and Judgment Fund 80							
Function	1000	Instruction					
Function	1112	Junior High					
Description	M.T.D. Revenue	Y.T.D. Revenue	Revenue Budget	Budget Balance Revenue	% of Budget	State Account Number	
<b>Instruction</b>							
<b>Junior High</b>							
		FIRST PRIOR YEAR LEVY	873.43	162,889.01	307,485.00	144,595.99	52.97 80-1112
1112	Junior High		873.43	162,889.01	307,485.00	144,595.99	52.97 ** Function
<b>Special Education Programs Pre-K</b>							
		CORP PERS PROP REPLCMNT TAX	0.00	0.00	0.00	0.00	0.00 80-1230-1
1225	Special Education Programs Pre-K		0.00	0.00	0.00	0.00	0.00 ** Function
<b>Music</b>							
		TORT-INTEREST	15.17	45.80	800.00	754.20	5.73 80-1511
1502	Music		15.17	45.80	800.00	754.20	5.73 ** Function
<b>Truants Alternative/Optional Education Programs</b>							
		REFUND PRIOR YR EXP	0.00	0.00	0.00	0.00	0.00 80-1950
		OTHER LOCAL REVENUE	0.00	0.00	0.00	0.00	0.00 80-1999
1922	Truants Alternative/Optional Education Programs		0.00	0.00	0.00	0.00	0.00 ** Function
1000	Instruction		888.60	162,934.81	308,285.00	145,350.19	52.85 * Function
80	Tort Immunity and Judgment Fund		888.60	162,934.81	308,285.00	145,350.19	52.85 Fund

44

# Revenue Ledger

Printed: 10/9/2018 9:18 AM  
PUTNAM COUNTY CUSD #535

Fire Prevention/Life Safety 90							
Function	1000	Instruction					
Function	1112	Junior High					
Description	M.T.D. Revenue	Y.T.D. Revenue	Revenue Budget	Budget Balance Revenue	% of Budget	State Account Number	
<b>Instruction</b>							
<b>Junior High</b>							
1112 Junior High		FIRST PRIOR YEAR LEVY L/	175.78	35,172.15	66,517.00	31,344.85	52.88 90-1112
	175.78		35,172.15	66,517.00	31,344.85	52.88	** Function
<b>Special Education Programs Pre-K</b>							
1225 Special Education Programs Pre-K		L/S CORP REPL TAX	0.00	0.00	0.00	0.00	90-1230
	0.00		0.00	0.00	0.00	0.00	** Function
<b>Music</b>							
1502 Music		LS-INT ON INVESTMENTS	30.12	101.14	500.00	398.86	20.23 90-1511
	30.12		101.14	500.00	398.86	20.23	** Function
<b>Truants Alternative/Optional Education Programs</b>							
1922 Truants Alternative/Optional Education Programs		OTHER REVENUE	0.00	0.00	0.00	0.00	90-1999
	0.00		0.00	0.00	0.00	0.00	** Function
1000 Instruction			205.90	35,273.29	67,017.00	31,743.71	52.63 * Function
<b>Provision For Contingences</b>							
<b>Perm Trnf from W/C</b>							
7120 Perm Trnf from W/C		TRANSFER FROM W/C	0.00	0.00	0.00	0.00	90-7120
		SALE OF BONDS	0.00	0.00	0.00	0.00	90-7210
	0.00		0.00	0.00	0.00	0.00	** Function
6000 Provision For Contingences			0.00	0.00	0.00	0.00	* Function
90 Fire Prevention/Life Safety			205.90	35,273.29	67,017.00	31,743.71	52.63 Fund
	205.90		35,273.29	67,017.00	31,743.71	52.63	
<b>Report Total:</b>	<b>608,878.70</b>		<b>4,259,618.80</b>	<b>11,515,821.00</b>	<b>7,256,202.20</b>	<b>36.99</b>	

4

# Expenditure Report

Printed: 10/9/2018 9:29 AM  
PUTNAM COUNTY CUSD #535

## Education Fund 10

Function 1000 Instruction  
Function 1110 Elementary  
Object 100 Salaries

Account	Description	M.T.D. Activity	Y.T.D. Activity	Open Encumb.	Current Budget	Budget Balance	% of Budget	State Account Number
100	Salaries	47,702.56	142,270.82	24,090.38	636,650.00	470,288.80	26.13	
200	Employee Benefits	12,591.80	32,222.38	6,163.36	134,000.00	95,614.26	28.65	
300	Purchased Services	(477.09)	3,839.37	806.80	62,429.00	57,782.83	7.44	
400	Supplies And Materials	2,462.73	6,583.67	242.30	32,300.00	25,474.03	21.13	
500	Capital Outlay	0.00	6,400.00	0.00	49,500.00	43,100.00	12.93	
1110	Elementary	62,280.00	191,316.24	31,302.84	914,879.00	692,259.92	24.33	** Function
100	Salaries	34,931.32	104,911.98	17,420.66	475,000.00	352,667.36	25.75	
200	Employee Benefits	9,455.37	27,921.94	4,490.95	119,000.00	86,587.11	27.24	
300	Purchased Services	1,317.06	3,608.50	741.80	16,000.00	11,649.70	27.19	
400	Supplies And Materials	2,156.48	4,516.04	1,782.84	32,300.00	26,001.12	19.50	
500	Capital Outlay	0.00	0.00	0.00	1,500.00	1,500.00	0.00	
1111	Primary	47,860.23	140,958.46	24,436.25	643,800.00	478,405.29	25.69	** Function
100	Salaries	49,674.20	137,311.16	24,612.10	667,000.00	505,076.74	24.28	
200	Employee Benefits	14,747.50	35,562.66	7,364.00	177,000.00	134,073.34	24.25	
300	Purchased Services	1,281.74	3,655.28	881.12	16,500.00	11,963.60	27.49	
400	Supplies And Materials	4,095.53	39,351.31	8,387.64	203,600.00	155,861.05	23.45	
500	Capital Outlay	0.00	0.00	0.00	1,500.00	1,500.00	0.00	
600	Other Objects	45.00	45.00	0.00	1,000.00	955.00	4.50	
1112	Junior High	69,843.97	215,925.41	41,244.86	1,066,600.00	809,429.73	24.11	** Function
100	Salaries	64,915.99	181,799.89	31,870.37	821,137.00	607,466.74	26.02	
200	Employee Benefits	18,904.62	44,367.56	9,991.39	222,000.00	167,641.05	24.49	
300	Purchased Services	2,370.15	5,685.61	819.90	17,500.00	10,994.49	37.17	
400	Supplies And Materials	11,141.20	40,162.42	5,921.35	111,850.00	65,766.23	41.20	
500	Capital Outlay	0.00	0.00	0.00	1,500.00	1,500.00	0.00	
600	Other Objects	0.00	0.00	0.00	1,000.00	1,000.00	0.00	
1113	High School	97,331.96	272,015.48	48,603.01	1,174,987.00	854,368.51	27.29	** Function
100	Salaries	0.00	0.00	0.00	0.00	0.00	0.00	
1114	Reading Imp	0.00	0.00	0.00	0.00	0.00	0.00	** Function
100	Salaries	6,855.74	20,303.22	3,427.87	85,000.00	61,268.91	27.92	
200	Employee Benefits	1,657.61	2,772.21	847.79	18,500.00	14,880.00	19.57	
300	Purchased Services	0.00	335.00	96.00	2,750.00	2,319.00	15.67	
400	Supplies And Materials	844.36	881.81	109.40	5,620.00	4,628.79	17.64	
500	Capital Outlay	0.00	0.00	0.00	0.00	0.00	0.00	
600	Other Objects	50.00	50.00	0.00	800.00	750.00	6.25	

46

# Expenditure Report

Printed: 10/9/2018 9:29 AM  
PUTNAM COUNTY CUSD #535

## Education Fund 10

Function 1000 Instruction  
Function 1115 MUSIC  
Object 600 Other Objects

Account	Description	M.T.D. Activity	Y.T.D. Activity	Open Encumb.	Current Budget	Budget Balance	% of Budget	State Account Number
1115	MUSIC	9,407.71	24,342.24	4,481.06	112,670.00	83,846.70	25.58	** Function
100	Salaries	0.00	0.00	0.00	0.00	0.00	0.00	
400	Supplies And Materials	0.00	0.00	0.00	0.00	0.00	0.00	
1116	Accel Reader	0.00	0.00	0.00	0.00	0.00	0.00	** Function
100	Salaries	10,937.08	31,836.00	5,468.54	137,500.00	100,195.46	27.13	
200	Employee Benefits	2,240.85	4,519.05	1,134.75	32,000.00	26,346.20	17.67	
300	Purchased Services	266.75	266.75	144.75	1,300.00	888.50	31.65	
400	Supplies And Materials	115.25	912.85	1,102.21	9,450.00	7,434.94	21.32	
500	Capital Outlay	0.00	0.00	0.00	0.00	0.00	0.00	
1125	Pre-K Programs	13,559.93	37,534.65	7,850.25	180,250.00	134,865.10	25.18	** Function
600	Other Objects	0.00	0.00	0.00	0.00	0.00	0.00	
1203	Emh Handicapped lighted way	0.00	0.00	0.00	0.00	0.00	0.00	** Function
100	Salaries	750.00	750.00	0.00	5,000.00	4,250.00	15.00	
200	Employee Benefits	171.00	171.00	0.00	500.00	329.00	34.20	
300	Purchased Services	0.00	0.00	7,549.52	78,000.00	70,450.48	9.68	
400	Supplies And Materials	0.00	0.00	0.00	0.00	0.00	0.00	
1204	Physically Hndcap Homebound	921.00	921.00	7,549.52	83,500.00	75,029.48	10.14	** Function
300	Purchased Services	0.00	680.38	0.00	800.00	119.62	85.05	
1206	Visually Impaired (Vi)	0.00	680.38	0.00	800.00	119.62	85.05	** Function
300	Purchased Services	0.00	7,378.10	0.00	8,800.00	1,421.90	83.84	
400	Supplies And Materials	0.00	0.00	0.00	0.00	0.00	0.00	
1207	Hard Of Hearing (Hh)	0.00	7,378.10	0.00	8,800.00	1,421.90	83.84	** Function
100	Salaries	6,959.72	15,601.78	2,212.36	54,000.00	36,185.86	32.99	
200	Employee Benefits	1,611.90	2,726.50	617.34	14,200.00	10,856.16	23.55	
300	Purchased Services	0.00	38,486.72	0.00	78,300.00	39,813.28	49.15	
400	Supplies And Materials	0.00	0.00	0.00	650.00	650.00	0.00	
1210	Speech & Lang.Impaired	8,571.62	56,815.00	2,829.70	147,150.00	87,505.30	40.53	** Function
100	Salaries	0.00	0.00	0.00	0.00	0.00	0.00	
200	Employee Benefits	0.00	0.00	0.00	0.00	0.00	0.00	
300	Purchased Services	0.00	0.00	0.00	0.00	0.00	0.00	
400	Supplies And Materials	0.00	0.00	0.00	0.00	0.00	0.00	
1214	PRESCHOOL	0.00	0.00	0.00	0.00	0.00	0.00	** Function
100	Salaries	0.00	0.00	0.00	0.00	0.00	0.00	
200	Employee Benefits	0.00	0.00	0.00	0.00	0.00	0.00	

47

# Expenditure Report

Printed: 10/9/2018 9:29 AM  
PUTNAM COUNTY CUSD #535

Education Fund 10								
Function	1000	Instruction						
Function	1219	Pre Kind EARLY CHILDHOOD						
Object	300	Purchased Services						
Account	Description	M.T.D. Activity	Y.T.D. Activity	Open Encumb.	Current Budget	Budget Balance	% of Budget	State Account Number
300	Purchased Services	0.00	0.00	0.00	0.00	0.00	0.00	
400	Supplies And Materials	0.00	0.00	0.00	0.00	0.00	0.00	
<b>1219</b>	<b>Pre Kind EARLY CHILDHOOD</b>	<b>0.00</b>	<b>0.00</b>	<b>0.00</b>	<b>0.00</b>	<b>0.00</b>	<b>0.00</b>	** Function
100	Salaries	68,861.66	184,830.26	33,778.54	997,000.00	778,391.20	21.93	
200	Employee Benefits	17,837.55	39,260.61	8,924.10	195,000.00	146,815.29	24.71	
300	Purchased Services	293.15	400.07	200.00	4,500.00	3,899.93	13.33	
400	Supplies And Materials	10,798.88	16,243.26	1,362.29	29,200.00	11,594.45	60.29	
500	Capital Outlay	0.00	0.00	0.00	0.00	0.00	0.00	
<b>1220</b>	<b>Cross-Categorical (Cc)</b>	<b>97,791.24</b>	<b>240,734.20</b>	<b>44,264.93</b>	<b>1,225,700.00</b>	<b>940,700.87</b>	<b>23.25</b>	** Function
100	Salaries	0.00	0.00	0.00	0.00	0.00	0.00	
200	Employee Benefits	0.00	0.00	0.00	0.00	0.00	0.00	
300	Purchased Services	0.00	0.00	0.00	0.00	0.00	0.00	
400	Supplies And Materials	0.00	0.00	0.00	0.00	0.00	0.00	
500	Capital Outlay	0.00	0.00	0.00	0.00	0.00	0.00	
<b>1222</b>	<b>MI</b>	<b>0.00</b>	<b>0.00</b>	<b>0.00</b>	<b>0.00</b>	<b>0.00</b>	<b>0.00</b>	** Function
100	Salaries	5,881.56	16,552.64	2,940.78	73,500.00	54,006.58	26.52	
200	Employee Benefits	1,973.02	3,645.50	860.10	20,000.00	15,494.40	22.53	
300	Purchased Services	26.95	26.95	0.00	500.00	473.05	5.39	
400	Supplies And Materials	0.00	8.24	149.57	800.00	642.19	19.73	
<b>1225</b>	<b>Special Education Programs Pre-K</b>	<b>7,881.53</b>	<b>20,233.33</b>	<b>3,950.45</b>	<b>94,800.00</b>	<b>70,616.22</b>	<b>25.51</b>	** Function
100	Salaries	7,231.05	15,626.49	3,458.33	86,430.00	67,345.18	22.08	
200	Employee Benefits	1,987.62	3,474.50	1,910.21	27,974.00	22,589.29	19.25	
300	Purchased Services	2,650.75	2,800.75	355.00	7,595.00	4,439.25	41.55	
400	Supplies And Materials	534.93	9,581.18	2,581.27	26,787.00	14,624.55	45.40	
500	Capital Outlay	0.00	0.00	0.00	0.00	0.00	0.00	
<b>1250</b>	<b>Remedial and Supplemental Programs K-12</b>	<b>12,404.35</b>	<b>31,482.92</b>	<b>8,304.81</b>	<b>148,786.00</b>	<b>108,998.27</b>	<b>26.74</b>	** Function
100	Salaries	7,279.68	19,905.76	3,614.19	97,000.00	73,480.05	24.25	
200	Employee Benefits	2,278.51	4,507.71	1,147.23	25,700.00	20,045.06	22.00	
300	Purchased Services	0.00	107.56	0.00	3,500.00	3,392.44	3.07	
400	Supplies And Materials	0.00	8.00	1,466.47	8,889.00	7,414.53	16.59	
500	Capital Outlay	0.00	0.00	0.00	0.00	0.00	0.00	
600	Other Objects	0.00	0.00	0.00	500.00	500.00	0.00	
<b>1401</b>	<b>VOCATIONAL AG</b>	<b>9,558.19</b>	<b>24,529.03</b>	<b>6,227.89</b>	<b>135,589.00</b>	<b>104,832.08</b>	<b>22.68</b>	** Function
100	Salaries	0.00	0.00	0.00	0.00	0.00	0.00	

48

# Expenditure Report

Printed: 10/9/2018 9:29 AM  
PUTNAM COUNTY CUSD #535

## Education Fund 10

Function 1000 Instruction  
Function 1402 INDUSTRIAL ARTS  
Object 200 Employee Benefits

Account	Description	M.T.D. Activity	Y.T.D. Activity	Open Encumb.	Current Budget	Budget Balance	% of Budget	State Account Number
200	Employee Benefits	0.00	0.00	0.00	0.00	0.00	0.00	
300	Purchased Services	0.00	0.00	0.00	0.00	0.00	0.00	
400	Supplies And Materials	0.00	0.00	0.00	0.00	0.00	0.00	
500	Capital Outlay	0.00	0.00	0.00	0.00	0.00	0.00	
1402	INDUSTRIAL ARTS	0.00	0.00	0.00	0.00	0.00	0.00	** Function
100	Salaries	2,436.74	7,075.40	1,218.37	29,700.00	21,406.23	27.93	
200	Employee Benefits	1,158.96	1,789.52	607.20	10,600.00	8,203.28	22.61	
300	Purchased Services	0.00	0.00	0.00	600.00	600.00	0.00	
400	Supplies And Materials	0.00	0.00	0.00	0.00	0.00	0.00	
500	Capital Outlay	0.00	0.00	0.00	0.00	0.00	0.00	
1407	BUSINESS ED	3,595.70	8,864.92	1,825.57	40,900.00	30,209.51	26.14	** Function
100	Salaries	1,795.50	5,357.34	897.75	24,000.00	17,744.91	26.06	
200	Employee Benefits	0.00	484.04	0.00	2,900.00	2,415.96	16.69	
300	Purchased Services	0.00	0.00	0.00	1,000.00	1,000.00	0.00	
400	Supplies And Materials	0.00	0.00	0.00	300.00	300.00	0.00	
1459	CO-OP PROGRAM	1,795.50	5,841.38	897.75	28,200.00	21,460.87	23.90	** Function
100	Salaries	5,300.00	16,459.98	2,600.00	129,000.00	109,940.02	14.78	
200	Employee Benefits	27.21	27.21	0.00	6,000.00	5,972.79	0.45	
300	Purchased Services	2,020.00	2,231.34	0.00	36,900.00	34,668.66	6.05	
400	Supplies And Materials	1,013.50	4,079.87	662.26	17,700.00	12,957.87	26.79	
500	Capital Outlay	1,285.45	3,802.24	3,000.00	9,100.00	2,297.76	74.75	
600	Other Objects	2,230.00	3,830.00	0.00	13,000.00	9,170.00	29.46	
1501	ATHLETICS	11,876.16	30,430.64	6,262.26	211,700.00	175,007.10	17.33	** Function
100	Salaries	0.00	0.00	0.00	0.00	0.00	0.00	
200	Employee Benefits	0.00	0.00	0.00	0.00	0.00	0.00	
300	Purchased Services	0.00	0.00	0.00	0.00	0.00	0.00	
400	Supplies And Materials	0.00	0.00	0.00	0.00	0.00	0.00	
500	Capital Outlay	0.00	0.00	0.00	0.00	0.00	0.00	
600	Other Objects	0.00	0.00	0.00	0.00	0.00	0.00	
1502	Music	0.00	0.00	0.00	0.00	0.00	0.00	** Function
100	Salaries	2,425.64	6,421.50	1,267.36	32,000.00	24,311.14	24.03	
200	Employee Benefits	0.00	0.00	0.00	3,000.00	3,000.00	0.00	
300	Purchased Services	0.00	0.00	0.00	500.00	500.00	0.00	
400	Supplies And Materials	0.00	0.00	0.00	6,300.00	6,300.00	0.00	
600	Other Objects	0.00	0.00	0.00	300.00	300.00	0.00	

69

# Expenditure Report

Printed: 10/9/2018 9:29 AM  
PUTNAM COUNTY CUSD #535

## Education Fund 10

Function 1000 Instruction  
Function 1540 EXTRA CURRICULAR  
Object 600 Other Objects

Account	Description	M.T.D. Activity	Y.T.D. Activity	Open Encumb.	Current Budget	Budget Balance	% of Budget	State Account Number
1540	EXTRA CURRICULAR	2,425.64	6,421.50	1,267.36	42,100.00	34,411.14	18.26	** Function
100	Salaries	6,750.00	6,750.00	0.00	18,000.00	11,250.00	37.50	
200	Employee Benefits	0.00	0.00	0.00	3,200.00	3,200.00	0.00	
300	Purchased Services	0.00	0.00	0.00	0.00	0.00	0.00	
400	Supplies And Materials	0.00	7.50	0.00	250.00	242.50	3.00	
1600	Summer School	6,750.00	6,757.50	0.00	21,450.00	14,692.50	31.50	** Function
400	Supplies And Materials	0.00	0.00	0.00	0.00	0.00	0.00	
1650	Gifted Programs	0.00	0.00	0.00	0.00	0.00	0.00	** Function
100	Salaries	2,180.00	3,325.68	845.00	25,500.00	21,329.32	16.36	
200	Employee Benefits	404.72	404.72	161.47	3,300.00	2,733.81	17.16	
300	Purchased Services	0.00	4,397.10	32.00	7,000.00	2,570.90	63.27	
400	Supplies And Materials	0.00	131.31	89.49	2,000.00	1,779.20	11.04	
1700	Drivers Education Program	2,584.72	8,258.81	1,127.96	37,800.00	28,413.23	24.83	** Function
100	Salaries	125.00	375.00	62.50	0.00	(437.50)	0.00	
300	Purchased Services	0.00	0.00	0.00	0.00	0.00	0.00	
400	Supplies And Materials	0.00	0.00	0.00	0.00	0.00	0.00	
500	Capital Outlay	0.00	0.00	0.00	0.00	0.00	0.00	
1800	Bilingual Programs	125.00	375.00	62.50	0.00	(437.50)	0.00	** Function
600	Other Objects	14,344.66	93,276.93	3,876.21	400,000.00	302,846.86	24.29	
1912	Special Education Programs K-12 - Private Tuition	14,344.66	93,276.93	3,876.21	400,000.00	302,846.86	24.29	** Function
1000	Instruction	480,909.11	1,425,093.12	246,365.18	6,720,461.00	5,049,002.70	24.87	* Function
100	Salaries	9,646.06	28,515.44	4,823.03	117,000.00	83,661.53	28.49	
200	Employee Benefits	2,932.28	6,088.28	1,483.32	35,500.00	27,928.40	21.33	
300	Purchased Services	66.00	66.00	0.00	800.00	734.00	8.25	
400	Supplies And Materials	0.00	149.70	392.52	1,170.00	627.78	46.34	
500	Capital Outlay	0.00	0.00	0.00	0.00	0.00	0.00	
600	Other Objects	0.00	0.00	0.00	400.00	400.00	0.00	
2110	Attendance/Soc Wrk Serv	12,644.34	34,819.42	6,698.87	154,870.00	113,351.71	26.81	** Function
100	Salaries	3,718.46	10,949.04	1,859.23	49,000.00	36,191.73	26.14	
200	Employee Benefits	1,132.90	2,247.50	566.45	12,900.00	10,086.05	21.81	
300	Purchased Services	0.00	0.00	86.95	1,650.00	1,563.05	5.27	
400	Supplies And Materials	0.00	336.13	35.50	450.00	78.37	82.58	
500	Capital Outlay	0.00	0.00	0.00	0.00	0.00	0.00	
600	Other Objects	0.00	0.00	0.00	100.00	100.00	0.00	

50

# Expenditure Report

Printed: 10/9/2018 9:29 AM  
PUTNAM COUNTY CUSD #535

## Education Fund 10

Function 2000 Support Services  
Function 2120 Guidance Services  
Object 600 Other Objects

Account	Description	M.T.D. Activity	Y.T.D. Activity	Open Encumb.	Current Budget	Budget Balance	% of Budget	State Account Number
2120	Guidance Services	4,851.36	13,532.67	2,548.13	64,100.00	48,019.20	25.09	** Function
100	Salaries	3,875.94	10,980.32	1,802.17	48,000.00	35,217.51	26.63	
200	Employee Benefits	535.80	1,607.40	267.90	6,500.00	4,624.70	28.85	
300	Purchased Services	85.00	85.00	0.00	1,700.00	1,615.00	5.00	
400	Supplies And Materials	437.95	437.95	340.49	1,350.00	571.56	57.66	
2134	Nurse Services	4,934.69	13,110.67	2,410.56	57,550.00	42,028.77	26.97	** Function
100	Salaries	1,372.94	4,083.89	686.47	17,000.00	12,229.64	28.06	
200	Employee Benefits	412.01	966.57	206.01	6,000.00	4,827.42	19.54	
300	Purchased Services	0.00	0.00	0.00	1,650.00	1,650.00	0.00	
400	Supplies And Materials	379.94	379.94	79.74	1,500.00	1,040.32	30.65	
500	Capital Outlay	0.00	0.00	0.00	0.00	0.00	0.00	
600	Other Objects	0.00	410.00	0.00	0.00	(410.00)	0.00	
2140	Psychological Services	2,164.89	5,840.40	972.22	26,150.00	19,337.38	26.05	** Function
100	Salaries	0.00	0.00	0.00	0.00	0.00	0.00	
200	Employee Benefits	0.00	0.00	0.00	0.00	0.00	0.00	
300	Purchased Services	0.00	0.00	0.00	0.00	0.00	0.00	
400	Supplies And Materials	0.00	0.00	0.00	0.00	0.00	0.00	
2149	Other Psychological Ser	0.00	0.00	0.00	0.00	0.00	0.00	** Function
300	Purchased Services	801.74	2,354.41	449.90	9,500.00	6,695.69	29.52	
400	Supplies And Materials	0.00	0.00	0.00	0.00	0.00	0.00	
500	Capital Outlay	0.00	0.00	0.00	0.00	0.00	0.00	
2190	Other Support Svs Pupils	801.74	2,354.41	449.90	9,500.00	6,695.69	29.52	** Function
300	Purchased Services	0.00	0.00	0.00	0.00	0.00	0.00	
400	Supplies And Materials	0.00	0.00	0.00	1,000.00	1,000.00	0.00	
600	Other Objects	0.00	0.00	0.00	0.00	0.00	0.00	
2191	OTHER SUPPORT	0.00	0.00	0.00	1,000.00	1,000.00	0.00	** Function
300	Purchased Services	0.00	0.00	0.00	0.00	0.00	0.00	
2192	TITLE V CHART COUNTS	0.00	0.00	0.00	0.00	0.00	0.00	** Function
100	Salaries	0.00	0.00	0.00	0.00	0.00	0.00	
200	Employee Benefits	0.00	0.00	0.00	0.00	0.00	0.00	
300	Purchased Services	0.00	0.00	0.00	0.00	0.00	0.00	
400	Supplies And Materials	0.00	0.00	0.00	0.00	0.00	0.00	
2193	Title IV	0.00	0.00	0.00	0.00	0.00	0.00	** Function
100	Salaries	10,801.55	12,144.89	320.83	40,000.00	27,534.28	31.16	

51

# Expenditure Report

Printed: 10/9/2018 9:29 AM  
PUTNAM COUNTY CUSD #535

## Education Fund 10

Function 2000 Support Services  
Function 2210 EPIC  
Object 200 Employee Benefits

Account	Description	M.T.D. Activity	Y.T.D. Activity	Open Encumb.	Current Budget	Budget Balance	% of Budget	State Account Number
200	Employee Benefits	3,232.72	3,232.72	0.00	5,800.00	2,567.28	55.74	
300	Purchased Services	680.00	6,460.00	739.40	31,500.00	24,300.60	22.86	
400	Supplies And Materials	0.00	0.00	1,351.16	10,000.00	8,648.84	13.51	
2210	EPIC	14,714.27	21,837.61	2,411.39	87,300.00	63,051.00	27.78	** Function
100	Salaries	0.00	0.00	0.00	0.00	0.00	0.00	
200	Employee Benefits	0.00	0.00	0.00	0.00	0.00	0.00	
300	Purchased Services	0.00	0.00	0.00	0.00	0.00	0.00	
400	Supplies And Materials	0.00	0.00	0.00	0.00	0.00	0.00	
2215	TITLE II CLASS REDUCTION	0.00	0.00	0.00	0.00	0.00	0.00	** Function
300	Purchased Services	0.00	0.00	0.00	0.00	0.00	0.00	
400	Supplies And Materials	0.00	0.00	0.00	0.00	0.00	0.00	
500	Capital Outlay	0.00	0.00	0.00	0.00	0.00	0.00	
2218	Quality Assuarance	0.00	0.00	0.00	0.00	0.00	0.00	** Function
200	Employee Benefits	0.00	0.00	0.00	0.00	0.00	0.00	
300	Purchased Services	0.00	0.00	0.00	0.00	0.00	0.00	
2219	BLOCK GRANT	0.00	0.00	0.00	0.00	0.00	0.00	** Function
100	Salaries	11,455.15	32,576.05	5,695.12	139,000.00	100,728.83	27.53	
200	Employee Benefits	1,974.84	4,156.20	990.20	23,200.00	18,053.60	22.18	
300	Purchased Services	0.00	0.00	113.41	1,900.00	1,786.59	5.97	
400	Supplies And Materials	1,020.65	2,585.87	1,084.64	14,765.00	11,094.49	24.86	
500	Capital Outlay	0.00	0.00	0.00	0.00	0.00	0.00	
2220	MEDIA PROGRAM	14,450.64	39,318.12	7,883.37	178,865.00	131,663.51	26.39	** Function
100	Salaries	7,163.27	23,023.78	3,453.96	81,000.00	54,522.26	32.69	
200	Employee Benefits	2.61	604.95	1.39	4,950.00	4,343.66	12.25	
300	Purchased Services	0.00	214.38	930.38	8,500.00	7,355.24	13.47	
400	Supplies And Materials	0.00	0.00	0.00	2,700.00	2,700.00	0.00	
2226	TECHNOLOGY	7,165.88	23,843.11	4,385.73	97,150.00	68,921.16	29.06	** Function
100	Salaries	0.00	0.00	0.00	0.00	0.00	0.00	
200	Employee Benefits	0.00	0.00	0.00	0.00	0.00	0.00	
300	Purchased Services	0.00	0.00	0.00	0.00	0.00	0.00	
2230	Assessment/Testing	0.00	0.00	0.00	0.00	0.00	0.00	** Function
100	Salaries	263.10	526.20	131.55	6,700.00	6,042.25	9.82	
200	Employee Benefits	0.00	0.00	0.00	0.00	0.00	0.00	
300	Purchased Services	1,740.00	2,208.37	0.00	47,295.00	45,086.63	4.67	

52

# Expenditure Report

Printed: 10/9/2018 9:29 AM  
PUTNAM COUNTY CUSD #535

## Education Fund 10

Function 2000 Support Services  
Function 2310 Brd Ed Services  
Object 400 Supplies And Materials

Account	Description	M.T.D. Activity	Y.T.D. Activity	Open Encumb.	Current Budget	Budget Balance	% of Budget	State Account Number
400	Supplies And Materials	902.20	10,980.51	1,761.47	49,000.00	36,258.02	26.00	
500	Capital Outlay	0.00	0.00	0.00	0.00	0.00	0.00	
600	Other Objects	1,396.80	8,241.80	787.00	20,000.00	10,971.20	45.14	
<b>2310</b>	<b>Brd Ed Services</b>	<b>4,302.10</b>	<b>21,956.88</b>	<b>2,680.02</b>	<b>122,995.00</b>	<b>98,358.10</b>	<b>20.03</b>	** Function
100	Salaries	7,951.10	22,756.62	3,975.55	100,000.00	73,267.83	26.73	
200	Employee Benefits	3,342.84	9,947.16	1,671.42	40,000.00	28,381.42	29.05	
300	Purchased Services	1,315.84	4,125.42	903.69	18,500.00	13,470.89	27.18	
400	Supplies And Materials	818.02	1,177.27	346.18	0.00	(1,523.45)	0.00	
500	Capital Outlay	0.00	0.00	0.00	0.00	0.00	0.00	
600	Other Objects	881.00	1,525.00	4,000.00	0.00	(5,525.00)	0.00	
<b>2320</b>	<b>Executive Adm. Serv</b>	<b>14,308.80</b>	<b>39,531.47</b>	<b>10,896.84</b>	<b>158,500.00</b>	<b>108,071.69</b>	<b>31.82</b>	** Function
100	Salaries	46,309.27	132,308.68	21,331.14	548,000.00	394,360.18	28.04	
200	Employee Benefits	13,469.32	40,409.18	6,525.50	162,000.00	115,065.32	28.97	
300	Purchased Services	891.05	1,823.86	121.00	7,000.00	5,055.14	27.78	
400	Supplies And Materials	4,716.26	5,824.19	146.87	12,420.00	6,448.94	48.08	
500	Capital Outlay	0.00	0.00	0.00	1,500.00	1,500.00	0.00	
600	Other Objects	514.00	514.00	0.00	3,000.00	2,486.00	17.13	
<b>2410</b>	<b>Office Of Principal Serv</b>	<b>65,899.90</b>	<b>180,879.91</b>	<b>28,124.51</b>	<b>733,920.00</b>	<b>524,915.58</b>	<b>28.48</b>	** Function
100	Salaries	0.00	0.00	0.00	0.00	0.00	0.00	
200	Employee Benefits	0.00	0.00	0.00	0.00	0.00	0.00	
300	Purchased Services	0.00	0.00	0.00	0.00	0.00	0.00	
400	Supplies And Materials	0.00	0.00	0.00	0.00	0.00	0.00	
500	Capital Outlay	0.00	0.00	0.00	0.00	0.00	0.00	
600	Other Objects	0.00	0.00	0.00	0.00	0.00	0.00	
<b>2510</b>	<b>Dirctn Business Suppt Ser</b>	<b>0.00</b>	<b>0.00</b>	<b>0.00</b>	<b>0.00</b>	<b>0.00</b>	<b>0.00</b>	** Function
100	Salaries	9,510.77	28,532.29	2,125.99	118,000.00	87,341.72	25.98	
200	Employee Benefits	10.87	32.61	2.77	150.00	114.62	23.59	
300	Purchased Services	0.00	173.34	0.00	1,000.00	826.66	17.33	
400	Supplies And Materials	0.00	0.00	0.00	7,000.00	7,000.00	0.00	
500	Capital Outlay	0.00	0.00	0.00	10,000.00	10,000.00	0.00	
600	Other Objects	0.00	0.00	0.00	1,500.00	1,500.00	0.00	
<b>2520</b>	<b>Fiscal Services</b>	<b>9,521.64</b>	<b>28,738.24</b>	<b>2,128.76</b>	<b>137,650.00</b>	<b>106,783.00</b>	<b>22.42</b>	** Function
100	Salaries	15,775.65	42,726.53	6,752.62	177,900.00	128,420.85	27.81	
200	Employee Benefits	2,225.18	6,675.54	1,112.49	28,325.00	20,536.97	27.50	
300	Purchased Services	0.00	0.00	0.00	2,800.00	2,800.00	0.00	

53

# Expenditure Report

Printed: 10/9/2018 9:29 AM  
PUTNAM COUNTY CUSD #535

## Education Fund 10

Function 2000 Support Services  
Function 2560 Food Services  
Object 400 Supplies And Materials

Account	Description	M.T.D. Activity	Y.T.D. Activity	Open Encumb.	Current Budget	Budget Balance	% of Budget	State Account Number
400	Supplies And Materials	23,188.27	23,762.00	21,806.75	226,500.00	180,931.25	20.12	
500	Capital Outlay	0.00	0.00	0.00	6,000.00	6,000.00	0.00	
600	Other Objects	53.00	53.00	0.00	1,100.00	1,047.00	4.82	
2560	Food Services	41,242.10	73,217.07	29,671.86	442,625.00	339,736.07	23.25	** Function
300	Purchased Services	440.00	954.25	224.30	7,000.00	5,821.45	16.84	
2630	Information Services	440.00	954.25	224.30	7,000.00	5,821.45	16.84	** Function
100	Salaries	0.00	0.00	0.00	0.00	0.00	0.00	
200	Employee Benefits	0.00	0.00	0.00	0.00	0.00	0.00	
2640	Function 2640	0.00	0.00	0.00	0.00	0.00	0.00	** Function
300	Purchased Services	0.00	0.00	0.00	5,000.00	5,000.00	0.00	
400	Supplies And Materials	135.00	135.00	360.00	14,600.00	14,105.00	3.39	
2660	DATA PROCESSING	135.00	135.00	360.00	19,600.00	19,105.00	2.53	** Function
2000	Support Services	197,577.35	500,069.23	101,846.46	2,298,775.00	1,696,859.31	26.18	* Function
600	Other Objects	48,697.78	48,697.78	0.00	55,000.00	6,302.22	88.54	
4120	Payments Sp Ed Programs	48,697.78	48,697.78	0.00	55,000.00	6,302.22	88.54	** Function
600	Other Objects	0.00	0.00	0.00	0.00	0.00	0.00	
4140	Payments for CTE Programs	0.00	0.00	0.00	0.00	0.00	0.00	** Function
300	Purchased Services	0.00	0.00	0.00	0.00	0.00	0.00	
600	Other Objects	0.00	0.00	0.00	5,000.00	5,000.00	0.00	
4190	Other Pymnts Gov In State	0.00	0.00	0.00	5,000.00	5,000.00	0.00	** Function
600	Other Objects	0.00	2,016.38	0.00	45,000.00	42,983.62	4.48	
4210	Payments for Regular Programs - Tuition	0.00	2,016.38	0.00	45,000.00	42,983.62	4.48	** Function
600	Other Objects	15,204.00	15,277.00	12,000.00	20,000.00	(7,277.00)	136.39	
4220	Payments for Special Education Programs - Tuition	15,204.00	15,277.00	12,000.00	20,000.00	(7,277.00)	136.39	** Function
600	Other Objects	19,125.00	19,125.00	0.00	57,000.00	37,875.00	33.55	
4240	Payments for CTE Programs - Tuition	19,125.00	19,125.00	0.00	57,000.00	37,875.00	33.55	** Function
4000	Nonprogrammed Charges	83,026.78	85,116.16	12,000.00	182,000.00	84,883.84	53.36	* Function
600	Other Objects	0.00	0.00	0.00	10,000.00	10,000.00	0.00	
6000	Provision For Contingences	0.00	0.00	0.00	10,000.00	10,000.00	0.00	** Function
6000	Provision For Contingences	0.00	0.00	0.00	10,000.00	10,000.00	0.00	* Function
600	Other Objects	0.00	0.00	0.00	0.00	0.00	0.00	
8130	Prmt Trns From Ed Fund	0.00	0.00	0.00	0.00	0.00	0.00	** Function

54

# Expenditure Report

Printed: 10/9/2018 9:29 AM  
PUTNAM COUNTY CUSD #535

Education Fund 10								
Function	8000	Other Financing Uses						
Function	8130	Prmt Trns From Ed Fund						
Object	600	Other Objects						
Account	Description	M.T.D. Activity	Y.T.D. Activity	Open Encumb.	Current Budget	Budget Balance	% of Budget	State Account Number
8000	Other Financing Uses	0.00	0.00	0.00	0.00	0.00	0.00	* Function
10	Education Fund	761,513.24	2,010,278.51	360,211.64	9,211,236.00	6,840,745.85	25.73	Fund

55

# Expenditure Report

Printed: 10/9/2018 9:29 AM  
PUTNAM COUNTY CUSD #535

## Oper, Build, & Maint Fund 20

Function 2000 Support Services  
Function 2530 Function 2530  
Object 500 Capital Outlay

Account	Description	M.T.D. Activity	Y.T.D. Activity	Open Encumb.	Current Budget	Budget Balance	% of Budget	State Account Number
500	Capital Outlay	0.00	0.00	0.00	0.00	0.00	0.00	
2530	Function 2530	0.00	0.00	0.00	0.00	0.00	0.00	** Function
100	Salaries	22,563.90	93,407.50	11,225.36	395,900.00	291,267.14	26.43	
200	Employee Benefits	3,554.02	11,207.79	1,777.01	44,700.00	31,715.20	29.05	
300	Purchased Services	21,814.44	44,828.59	9,918.80	273,600.00	218,852.61	20.01	
400	Supplies And Materials	14,883.84	66,670.58	27,687.73	339,200.00	244,841.69	27.82	
500	Capital Outlay	5,375.00	22,392.75	0.00	96,000.00	73,607.25	23.33	
2542	Care & Upkeep Bldg Serv	68,191.20	238,507.21	50,608.90	1,149,400.00	860,283.89	25.15	** Function
100	Salaries	0.00	0.00	0.00	0.00	0.00	0.00	
300	Purchased Services	200.00	2,235.30	0.00	51,000.00	48,764.70	4.38	
400	Supplies And Materials	0.00	1,150.99	268.44	12,500.00	11,080.57	11.36	
500	Capital Outlay	3,475.00	24,301.00	0.00	49,000.00	24,699.00	49.59	
600	Other Objects	0.00	0.00	0.00	50.00	50.00	0.00	
2543	Care Upkeep Grnds Serv	3,675.00	27,687.29	268.44	112,550.00	84,594.27	24.84	** Function
2000	Support Services	71,866.20	266,194.50	50,877.34	1,261,950.00	944,878.16	25.13	* Function
600	Other Objects	0.00	0.00	0.00	0.00	0.00	0.00	
6000	Provision For Contingencs	0.00	0.00	0.00	0.00	0.00	0.00	** Function
6000	Provision For Contingencs	0.00	0.00	0.00	0.00	0.00	0.00	* Function
500	Capital Outlay	0.00	0.00	0.00	0.00	0.00	0.00	
8800	Function 8800	0.00	0.00	0.00	0.00	0.00	0.00	** Function
8000	Other Financing Uses	0.00	0.00	0.00	0.00	0.00	0.00	* Function
20	Oper, Build, & Maint Fund	71,866.20	266,194.50	50,877.34	1,261,950.00	944,878.16	25.13	Fund

56

# Expenditure Report

Printed: 10/9/2018 9:29 AM  
PUTNAM COUNTY CUSD #535

## Debt Service Fund or Fund Group 30

Function 5000 Debt Services  
Function 5140 State Aid Anticipation Certificates  
Object 600 Other Objects

Account	Description	M.T.D. Activity	Y.T.D. Activity	Open Encumb.	Current Budget	Budget Balance	% of Budget	State Account Number
600	Other Objects	0.00	0.00	0.00	0.00	0.00	0.00	
5140	State Aid Anticipation Certificates	0.00	0.00	0.00	0.00	0.00	0.00	** Function
600	Other Objects	0.00	0.00	0.00	12,575.00	12,575.00	0.00	
5200	Debt Service - Interest on Long-Term Debt	0.00	0.00	0.00	12,575.00	12,575.00	0.00	** Function
600	Other Objects	0.00	0.00	0.00	100,000.00	100,000.00	0.00	
5320	General Obligation Bonds	0.00	0.00	0.00	100,000.00	100,000.00	0.00	** Function
600	Other Objects	0.00	0.00	0.00	500.00	500.00	0.00	
5400	Debt Service Other - Short Term Debt Principal	0.00	0.00	0.00	500.00	500.00	0.00	** Function
5000	Debt Services	0.00	0.00	0.00	113,075.00	113,075.00	0.00	* Function
600	Other Objects	0.00	0.00	0.00	0.00	0.00	0.00	
8140	Prmt Transf Of Interest	0.00	0.00	0.00	0.00	0.00	0.00	** Function
8000	Other Financing Uses	0.00	0.00	0.00	0.00	0.00	0.00	* Function
30	Debt Service Fund or Fund Group	0.00	0.00	0.00	113,075.00	113,075.00	0.00	Fund

57

# Expenditure Report

Printed: 10/9/2018 9:29 AM  
PUTNAM COUNTY CUSD #535

## Transportation Fund 40

Function 2000 Support Services  
Function 2550 Pupil Transportation Ser  
Object 100 Salaries

Account	Description	M.T.D. Activity	Y.T.D. Activity	Open Encumb.	Current Budget	Budget Balance	% of Budget	State Account Number
100	Salaries	2,822.14	8,973.96	365.57	42,000.00	32,660.47	22.24	
200	Employee Benefits	167.65	167.72	0.00	1,500.00	1,332.28	11.18	
300	Purchased Services	35.00	29,017.48	939.47	971,268.00	941,311.05	3.08	
400	Supplies And Materials	0.00	1,896.05	671.72	5,000.00	2,432.23	51.36	
500	Capital Outlay	0.00	0.00	0.00	0.00	0.00	0.00	
2550	Pupil Transportation Ser	3,024.79	40,055.21	1,976.76	1,019,768.00	977,736.03	4.12	** Function
2000	Support Services	3,024.79	40,055.21	1,976.76	1,019,768.00	977,736.03	4.12	* Function
600	Other Objects	0.00	0.00	0.00	0.00	0.00	0.00	
6000	Provision For Contingencs	0.00	0.00	0.00	0.00	0.00	0.00	** Function
6000	Provision For Contingencs	0.00	0.00	0.00	0.00	0.00	0.00	* Function
600	Other Objects	0.00	0.00	0.00	0.00	0.00	0.00	
8140	Prmt Transf Of Interest	0.00	0.00	0.00	0.00	0.00	0.00	** Function
8000	Other Financing Uses	0.00	0.00	0.00	0.00	0.00	0.00	* Function
40	Transportation Fund	3,024.79	40,055.21	1,976.76	1,019,768.00	977,736.03	4.12	Fund

58

# Expenditure Report

Printed: 10/9/2018 9:29 AM  
PUTNAM COUNTY CUSD #535

I.M.R.F./Soc. Sec. Fund 50

Function 1000 Instruction  
Function 1110 Elementary  
Object 200 Employee Benefits

Account	Description	M.T.D. Activity	Y.T.D. Activity	Open Encumb.	Current Budget	Budget Balance	% of Budget	State Account Number
200	Employee Benefits	956.26	2,675.60	493.43	21,550.00	18,380.97	14.71	
1110	Elementary	956.26	2,675.60	493.43	21,550.00	18,380.97	14.71	** Function
200	Employee Benefits	507.72	1,478.50	242.92	6,300.00	4,578.58	27.32	
1111	Primary	507.72	1,478.50	242.92	6,300.00	4,578.58	27.32	** Function
200	Employee Benefits	666.10	1,857.87	326.11	9,300.00	7,116.02	23.48	
1112	Junior High	666.10	1,857.87	326.11	9,300.00	7,116.02	23.48	** Function
200	Employee Benefits	1,290.29	3,943.92	642.53	18,000.00	13,413.55	25.48	
1113	High School	1,290.29	3,943.92	642.53	18,000.00	13,413.55	25.48	** Function
200	Employee Benefits	0.00	0.00	0.00	0.00	0.00	0.00	
1114	Reading Imp	0.00	0.00	0.00	0.00	0.00	0.00	** Function
200	Employee Benefits	106.06	313.62	53.21	1,500.00	1,133.17	24.46	
1115	MUSIC	106.06	313.62	53.21	1,500.00	1,133.17	24.46	** Function
200	Employee Benefits	0.00	0.00	0.00	0.00	0.00	0.00	
1120	Middle-Junior High	0.00	0.00	0.00	0.00	0.00	0.00	** Function
200	Employee Benefits	769.51	2,200.11	384.71	9,900.00	7,315.18	26.11	
1125	Pre-K Programs	769.51	2,200.11	384.71	9,900.00	7,315.18	26.11	** Function
200	Employee Benefits	0.00	0.00	0.00	0.00	0.00	0.00	
1130	High School	0.00	0.00	0.00	0.00	0.00	0.00	** Function
200	Employee Benefits	10.32	10.32	0.00	75.00	64.68	13.76	
1204	Physically Hndcap Homebound	10.32	10.32	0.00	75.00	64.68	13.76	** Function
200	Employee Benefits	0.00	0.00	0.00	0.00	0.00	0.00	
1207	Hard Of Hearing (Hh)	0.00	0.00	0.00	0.00	0.00	0.00	** Function
200	Employee Benefits	99.43	221.71	31.33	950.00	696.96	26.64	
1210	Speech & Lang.Impaired	99.43	221.71	31.33	950.00	696.96	26.64	** Function
200	Employee Benefits	0.00	0.00	0.00	0.00	0.00	0.00	
1214	PRESCHOOL	0.00	0.00	0.00	0.00	0.00	0.00	** Function
200	Employee Benefits	0.00	0.00	0.00	0.00	0.00	0.00	
1219	Pre Kind EARLY CHILDHOOD	0.00	0.00	0.00	0.00	0.00	0.00	** Function
200	Employee Benefits	5,755.38	16,185.06	2,938.64	77,200.00	58,076.30	24.77	
1220	Cross-Categorical (Cc)	5,755.38	16,185.06	2,938.64	77,200.00	58,076.30	24.77	** Function
200	Employee Benefits	0.00	0.00	0.00	0.00	0.00	0.00	
1222	MI	0.00	0.00	0.00	0.00	0.00	0.00	** Function

50

# Expenditure Report

Printed: 10/9/2018 9:29 AM  
PUTNAM COUNTY CUSD #535

I.M.R.F./Soc. Sec. Fund 50

Function 1000 Instruction  
Function 1225 Special Education Programs Pre-K  
Object 200 Employee Benefits

Account	Description	M.T.D. Activity	Y.T.D. Activity	Open Encumb.	Current Budget	Budget Balance	% of Budget	State Account Number
200	Employee Benefits	417.54	1,193.60	209.32	5,375.00	3,972.08	26.10	
1225	Special Education Programs Pre-K	417.54	1,193.60	209.32	5,375.00	3,972.08	26.10	** Function
200	Employee Benefits	134.51	284.09	47.67	1,650.00	1,318.24	20.11	
1250	Remedial and Supplemental Programs K-12	134.51	284.09	47.67	1,650.00	1,318.24	20.11	** Function
200	Employee Benefits	109.27	318.07	54.28	1,600.00	1,227.65	23.27	
1401	VOCATIONAL AG	109.27	318.07	54.28	1,600.00	1,227.65	23.27	** Function
200	Employee Benefits	0.00	0.00	0.00	0.00	0.00	0.00	
1402	INDUSTRIAL ARTS	0.00	0.00	0.00	0.00	0.00	0.00	** Function
200	Employee Benefits	57.69	122.49	29.63	475.00	322.88	32.03	
1407	BUSINESS ED	57.69	122.49	29.63	475.00	322.88	32.03	** Function
200	Employee Benefits	0.00	0.00	0.00	0.00	0.00	0.00	
1415	IVCC TECH PREP	0.00	0.00	0.00	0.00	0.00	0.00	** Function
200	Employee Benefits	0.00	49.72	0.00	300.00	250.28	16.57	
1459	CO-OP PROGRAM	0.00	49.72	0.00	300.00	250.28	16.57	** Function
200	Employee Benefits	1.37	63.44	0.00	5,250.00	5,186.56	1.21	
1501	ATHLETICS	1.37	63.44	0.00	5,250.00	5,186.56	1.21	** Function
200	Employee Benefits	0.00	0.00	0.00	0.00	0.00	0.00	
1502	Music	0.00	0.00	0.00	0.00	0.00	0.00	** Function
200	Employee Benefits	4.66	4.66	2.33	150.00	143.01	4.66	
1540	EXTRA CURRICULAR	4.66	4.66	2.33	150.00	143.01	4.66	** Function
200	Employee Benefits	0.00	0.00	0.00	450.00	450.00	0.00	
1600	Summer School	0.00	0.00	0.00	450.00	450.00	0.00	** Function
200	Employee Benefits	0.00	0.00	0.00	0.00	0.00	0.00	
1650	Gifted Programs	0.00	0.00	0.00	0.00	0.00	0.00	** Function
200	Employee Benefits	38.42	38.42	15.31	150.00	96.27	35.82	
1700	Drivers Education Program	38.42	38.42	15.31	150.00	96.27	35.82	** Function
200	Employee Benefits	0.00	0.00	0.00	0.00	0.00	0.00	
1800	Bilingual Programs	0.00	0.00	0.00	0.00	0.00	0.00	** Function
1000	Instruction	10,924.53	30,961.20	5,471.42	160,175.00	123,742.38	22.75	* Function
200	Employee Benefits	375.72	1,119.06	182.25	4,700.00	3,398.69	27.69	
2110	Attendance/Soc Wrk Serv	375.72	1,119.06	182.25	4,700.00	3,398.69	27.69	** Function
200	Employee Benefits	53.04	153.84	26.52	775.00	594.64	23.27	

69

# Expenditure Report

Printed: 10/9/2018 9:29 AM  
PUTNAM COUNTY CUSD #535

I.M.R.F./Soc. Sec. Fund 50

Function 2000 Support Services  
Function 2120 Guidance Services  
Object 200 Employee Benefits

Account	Description	M.T.D. Activity	Y.T.D. Activity	Open Encumb.	Current Budget	Budget Balance	% of Budget	State Account Number
2120	Guidance Services	53.04	153.84	26.52	775.00	594.64	23.27	** Function
200	Employee Benefits	708.40	2,013.00	327.66	8,500.00	6,159.34	27.54	
2134	Nurse Services	708.40	2,013.00	327.66	8,500.00	6,159.34	27.54	** Function
200	Employee Benefits	267.02	799.38	128.10	3,500.00	2,572.52	26.50	
2140	Psychological Services	267.02	799.38	128.10	3,500.00	2,572.52	26.50	** Function
200	Employee Benefits	0.00	0.00	0.00	0.00	0.00	0.00	
2149	Other Psychological Ser	0.00	0.00	0.00	0.00	0.00	0.00	** Function
200	Employee Benefits	249.13	249.13	0.00	1,600.00	1,350.87	15.57	
2210	EPIC	249.13	249.13	0.00	1,600.00	1,350.87	15.57	** Function
200	Employee Benefits	0.00	0.00	0.00	0.00	0.00	0.00	
2215	TITLE II CLASS REDUCTION	0.00	0.00	0.00	0.00	0.00	0.00	** Function
200	Employee Benefits	0.00	0.00	0.00	0.00	0.00	0.00	
2219	BLOCK GRANT	0.00	0.00	0.00	0.00	0.00	0.00	** Function
200	Employee Benefits	1,204.35	3,446.01	601.70	14,300.00	10,252.29	28.31	
2220	MEDIA PROGRAM	1,204.35	3,446.01	601.70	14,300.00	10,252.29	28.31	** Function
200	Employee Benefits	1,412.61	3,618.69	681.23	15,700.00	11,400.08	27.39	
2226	TECHNOLOGY	1,412.61	3,618.69	681.23	15,700.00	11,400.08	27.39	** Function
200	Employee Benefits	0.00	0.00	0.00	0.00	0.00	0.00	
2230	Assessment/Testing	0.00	0.00	0.00	0.00	0.00	0.00	** Function
200	Employee Benefits	16.59	35.25	7.26	1,425.00	1,382.49	2.98	
2310	Brd Ed Services	16.59	35.25	7.26	1,425.00	1,382.49	2.98	** Function
200	Employee Benefits	132.12	396.36	66.06	1,900.00	1,437.58	24.34	
2320	Executive Adm. Serv	132.12	396.36	66.06	1,900.00	1,437.58	24.34	** Function
200	Employee Benefits	466.65	1,393.49	233.15	8,000.00	6,373.36	20.33	
2365	Risk Management and Claims Services Payments	466.65	1,393.49	233.15	8,000.00	6,373.36	20.33	** Function
200	Employee Benefits	2,919.47	7,775.72	1,196.72	32,700.00	23,727.56	27.44	
2410	Office Of Principal Serv	2,919.47	7,775.72	1,196.72	32,700.00	23,727.56	27.44	** Function
200	Employee Benefits	0.00	0.00	0.00	0.00	0.00	0.00	
2510	Dirctn Business Suppt Ser	0.00	0.00	0.00	0.00	0.00	0.00	** Function
200	Employee Benefits	1,815.60	5,446.80	397.56	23,600.00	17,755.64	24.76	
2520	Fiscal Services	1,815.60	5,446.80	397.56	23,600.00	17,755.64	24.76	** Function
200	Employee Benefits	5,023.34	17,141.68	2,500.60	64,500.00	44,857.72	30.45	

61

# Expenditure Report

Printed: 10/9/2018 9:29 AM  
PUTNAM COUNTY CUSD #535

**I.M.R.F./Soc. Sec. Fund 50**

Function 2000 Support Services  
Function 2542 Care & Upkeep Bldg Serv  
Object 200 Employee Benefits

Account	Description	M.T.D. Activity	Y.T.D. Activity	Open Encumb.	Current Budget	Budget Balance	% of Budget	State Account Number
2542	Care & Upkeep Bldg Serv	5,023.34	17,141.68	2,500.60	64,500.00	44,857.72	30.45	** Function
200	Employee Benefits	0.00	0.00	0.00	0.00	0.00	0.00	
2543	Care Upkeep Grnds Serv	0.00	0.00	0.00	0.00	0.00	0.00	** Function
200	Employee Benefits	397.46	1,100.38	0.00	5,000.00	3,899.62	22.01	
2550	Pupil Transportation Ser	397.46	1,100.38	0.00	5,000.00	3,899.62	22.01	** Function
200	Employee Benefits	2,923.54	8,123.32	1,302.36	33,800.00	24,374.32	27.89	
2560	Food Services	2,923.54	8,123.32	1,302.36	33,800.00	24,374.32	27.89	** Function
200	Employee Benefits	0.00	0.00	0.00	0.00	0.00	0.00	
2640	Function 2640	0.00	0.00	0.00	0.00	0.00	0.00	** Function
2000	Support Services	17,965.04	52,812.11	7,651.17	220,000.00	159,536.72	27.48	* Function
200	Employee Benefits	0.00	0.00	0.00	0.00	0.00	0.00	
3696	Safe To Learn	0.00	0.00	0.00	0.00	0.00	0.00	** Function
3000	Community Services	0.00	0.00	0.00	0.00	0.00	0.00	* Function
50	I.M.R.F./Soc. Sec. Fund	28,889.57	83,773.31	13,122.59	380,175.00	283,279.10	25.49	Fund

62

# Expenditure Report

Printed: 10/9/2018 9:29 AM  
PUTNAM COUNTY CUSD #535

**Capital Projects Fund or Fund Group 60**

Function	2000	Support Services
Function	2530	Function 2530
Object	500	Capital Outlay

Account	Description	M.T.D. Activity	Y.T.D. Activity	Open Encumb.	Current Budget	Budget Balance	% of Budget	State Account Number
500	Capital Outlay	0.00	0.00	0.00	0.00	0.00	0.00	
2530	Function 2530	0.00	0.00	0.00	0.00	0.00	0.00	** Function
2000	Support Services	0.00	0.00	0.00	0.00	0.00	0.00	* Function
600	Other Objects	0.00	0.00	0.00	0.00	0.00	0.00	
8150	Prmnt Trnf From S&C	0.00	0.00	0.00	0.00	0.00	0.00	** Function
8000	Other Financing Uses	0.00	0.00	0.00	0.00	0.00	0.00	* Function
60	Capital Projects Fund or Fund Group	0.00	0.00	0.00	0.00	0.00	0.00	Fund

63

# Expenditure Report

Printed: 10/9/2018 9:29 AM  
PUTNAM COUNTY CUSD #535

## Working Cash Fund 70

Function 8000 Other Financing Uses  
Function 8110 Permnt Trns Wrk Csh Abol  
Object 600 Other Objects

Account	Description	M.T.D. Activity	Y.T.D. Activity	Open Encumb.	Current Budget	Budget Balance	% of Budget	State Account Number
600	Other Objects	0.00	0.00	0.00	168,458.00	168,458.00	0.00	
8110	Permnt Trns Wrk Csh Abol	0.00	0.00	0.00	168,458.00	168,458.00	0.00	** Function
600	Other Objects	0.00	0.00	0.00	0.00	0.00	0.00	
8120	Prmnt Trnf Int From Wrkcs	0.00	0.00	0.00	0.00	0.00	0.00	** Function
8000	Other Financing Uses	0.00	0.00	0.00	168,458.00	168,458.00	0.00	* Function
70	Working Cash Fund	0.00	0.00	0.00	168,458.00	168,458.00	0.00	Fund

64

# Expenditure Report

Printed: 10/9/2018 9:29 AM  
PUTNAM COUNTY CUSD #535

## Tort Immunity and Judgment Fund 80

Function 1000 Instruction  
Function 1110 Elementary  
Object 100 Salaries

Account	Description	M.T.D. Activity	Y.T.D. Activity	Open Encumb.	Current Budget	Budget Balance	% of Budget	State Account Number
100	Salaries	0.00	0.00	0.00	0.00	0.00	0.00	
200	Employee Benefits	0.00	0.00	0.00	0.00	0.00	0.00	
1110	Elementary	0.00	0.00	0.00	0.00	0.00	0.00	** Function
100	Salaries	0.00	0.00	0.00	0.00	0.00	0.00	
200	Employee Benefits	0.00	0.00	0.00	0.00	0.00	0.00	
1111	Primary	0.00	0.00	0.00	0.00	0.00	0.00	** Function
100	Salaries	0.00	0.00	0.00	0.00	0.00	0.00	
200	Employee Benefits	0.00	0.00	0.00	0.00	0.00	0.00	
1112	Junior High	0.00	0.00	0.00	0.00	0.00	0.00	** Function
100	Salaries	0.00	0.00	0.00	0.00	0.00	0.00	
200	Employee Benefits	0.00	0.00	0.00	0.00	0.00	0.00	
1113	High School	0.00	0.00	0.00	0.00	0.00	0.00	** Function
100	Salaries	0.00	0.00	0.00	0.00	0.00	0.00	
200	Employee Benefits	0.00	0.00	0.00	0.00	0.00	0.00	
1115	MUSIC	0.00	0.00	0.00	0.00	0.00	0.00	** Function
100	Salaries	0.00	0.00	0.00	0.00	0.00	0.00	
1210	Speech & Lang.Impaired	0.00	0.00	0.00	0.00	0.00	0.00	** Function
100	Salaries	0.00	0.00	0.00	0.00	0.00	0.00	
200	Employee Benefits	0.00	0.00	0.00	0.00	0.00	0.00	
1220	Cross-Categorical (Cc)	0.00	0.00	0.00	0.00	0.00	0.00	** Function
100	Salaries	0.00	0.00	0.00	0.00	0.00	0.00	
1225	Special Education Programs Pre-K	0.00	0.00	0.00	0.00	0.00	0.00	** Function
300	Purchased Services	0.00	0.00	0.00	0.00	0.00	0.00	
1360	Special Interest	0.00	0.00	0.00	0.00	0.00	0.00	** Function
100	Salaries	0.00	0.00	0.00	0.00	0.00	0.00	
1401	VOCATIONAL AG	0.00	0.00	0.00	0.00	0.00	0.00	** Function
100	Salaries	0.00	0.00	0.00	0.00	0.00	0.00	
1402	INDUSTRIAL ARTS	0.00	0.00	0.00	0.00	0.00	0.00	** Function
100	Salaries	0.00	0.00	0.00	0.00	0.00	0.00	
200	Employee Benefits	0.00	0.00	0.00	0.00	0.00	0.00	
1407	BUSINESS ED	0.00	0.00	0.00	0.00	0.00	0.00	** Function
100	Salaries	0.00	0.00	0.00	0.00	0.00	0.00	

65

# Expenditure Report

Printed: 10/9/2018 9:29 AM  
PUTNAM COUNTY CUSD #535

## Tort Immunity and Judgment Fund 80

Function 1000 Instruction  
Function 1459 CO-OP PROGRAM  
Object 100 Salaries

Account	Description	M.T.D. Activity	Y.T.D. Activity	Open Encumb.	Current Budget	Budget Balance	% of Budget	State Account Number
1459	CO-OP PROGRAM	0.00	0.00	0.00	0.00	0.00	0.00	** Function
100	Salaries	0.00	0.00	0.00	0.00	0.00	0.00	
1700	Drivers Education Program	0.00	0.00	0.00	0.00	0.00	0.00	** Function
1000	Instruction	0.00	0.00	0.00	0.00	0.00	0.00	* Function
100	Salaries	0.00	0.00	0.00	0.00	0.00	0.00	
200	Employee Benefits	0.00	0.00	0.00	0.00	0.00	0.00	
2134	Nurse Services	0.00	0.00	0.00	0.00	0.00	0.00	** Function
100	Salaries	0.00	0.00	0.00	0.00	0.00	0.00	
2320	Executive Adm. Serv	0.00	0.00	0.00	0.00	0.00	0.00	** Function
200	Employee Benefits	0.00	0.00	0.00	0.00	0.00	0.00	
300	Purchased Services	24,931.00	24,931.00	6,748.00	26,000.00	(5,679.00)	121.84	
2362	Workers Comp/Workers Occ Disease Acts Payments	24,931.00	24,931.00	6,748.00	26,000.00	(5,679.00)	121.84	** Function
200	Employee Benefits	0.00	0.00	0.00	0.00	0.00	0.00	
300	Purchased Services	0.00	144.70	144.70	10,000.00	9,710.60	2.89	
2363	Unemployment Insurance Act Payments	0.00	144.70	144.70	10,000.00	9,710.60	2.89	** Function
300	Purchased Services	57,645.00	57,645.00	0.00	57,645.00	0.00	100.00	
2364	Insurance Payments (regular or self-insurance)	57,645.00	57,645.00	0.00	57,645.00	0.00	100.00	** Function
100	Salaries	11,977.89	40,176.17	5,989.13	172,000.00	125,834.70	26.84	
200	Employee Benefits	176.26	478.92	88.19	0.00	(567.11)	0.00	
400	Supplies And Materials	3,737.80	3,737.80	3,320.00	35,000.00	27,942.20	20.17	
500	Capital Outlay	0.00	0.00	0.00	65,000.00	65,000.00	0.00	
2365	Risk Management and Claims Services Payments	15,891.95	44,392.89	9,397.32	272,000.00	218,209.79	19.78	** Function
300	Purchased Services	197.50	6,813.92	2,425.00	15,000.00	5,761.08	61.59	
2367	Educational, Inspectional, Sup Serv due to loss	197.50	6,813.92	2,425.00	15,000.00	5,761.08	61.59	** Function
300	Purchased Services	3,557.50	12,273.13	4,295.65	45,000.00	28,431.22	36.82	
2369	Legal Services	3,557.50	12,273.13	4,295.65	45,000.00	28,431.22	36.82	** Function
100	Salaries	0.00	0.00	0.00	0.00	0.00	0.00	
2410	Office Of Principal Serv	0.00	0.00	0.00	0.00	0.00	0.00	** Function
300	Purchased Services	0.00	0.00	0.00	0.00	0.00	0.00	
2540	Function 2540	0.00	0.00	0.00	0.00	0.00	0.00	** Function
100	Salaries	0.00	0.00	0.00	0.00	0.00	0.00	
2542	Care & Upkeep Bldg Serv	0.00	0.00	0.00	0.00	0.00	0.00	** Function

66

# Expenditure Report

Printed: 10/9/2018 9:29 AM  
PUTNAM COUNTY CUSD #535

Tort Immunity and Judgment Fund 80									
Function	2000	Support Services							
Function	2560	Food Services							
Object	100	Salaries							
Account	Description		M.T.D. Activity	Y.T.D. Activity	Open Encumb.	Current Budget	Budget Balance	% of Budget	State Account Number
100	Salaries		0.00	0.00	0.00	0.00	0.00	0.00	
2560	Food Services		0.00	0.00	0.00	0.00	0.00	0.00	** Function
2000	Support Services		102,222.95	146,200.64	23,010.67	425,645.00	256,433.69	39.75	* Function
80	Tort Immunity and Judgment Fund		102,222.95	146,200.64	23,010.67	425,645.00	256,433.69	39.75	Fund

67

# Expenditure Report

Printed: 10/9/2018 9:29 AM  
PUTNAM COUNTY CUSD #535

Fire Prevention/Life Safety 90									
Account	Description	M.T.D. Activity	Y.T.D. Activity	Open Encumb.	Current Budget	Budget Balance	% of Budget	State Account Number	
300	Purchased Services	0.00	0.00	0.00	0.00	0.00	0.00		
500	Capital Outlay	0.00	0.00	0.00	0.00	0.00	0.00		
2548	L/S Capital Outlay	0.00	0.00	0.00	0.00	0.00	0.00	**	Function
2000	Support Services	0.00	0.00	0.00	0.00	0.00	0.00	*	Function
500	Capital Outlay	0.00	0.00	0.00	0.00	0.00	0.00		
4190	Other Pymnts Gov In State	0.00	0.00	0.00	0.00	0.00	0.00	**	Function
4000	Nonprogrammed Charges	0.00	0.00	0.00	0.00	0.00	0.00	*	Function
90	Fire Prevention/Life Safety	0.00	0.00	0.00	0.00	0.00	0.00		Fund
<b>Report Total:</b>		<b>967,516.75</b>	<b>2,546,502.17</b>	<b>449,199.00</b>	<b>12,580,307.00</b>	<b>9,584,605.83</b>	<b>23.81</b>		

# Balance Sheet (by fund)

Printed: 10/9/2018 9:06 AM  
PUTNAM COUNTY CUSD #535

Account Number	Account Description	Balance Forward	Current Month	Current Balance
<b>Fund: 10</b>				
AP-Accrual-10	AP-Accrual for Fund 10	0.00	0.00	0.00
	<b>Total</b>	<b>\$0.00</b>	<b>\$0.00</b>	<b>\$0.00</b>
10-111-1	IMPREST FUND	13,800.00	0.00	13,800.00
10-185-1	LONG TERM INVESTMENTS	0.00	0.00	0.00
10-110-1	CASH IN BANKS	2,327,918.12	(743,260.04)	1,584,658.08
10-121-1	REGULAR INVESTMENT ED	3,089,977.57	443,959.19	3,533,936.76
10-131	PAYROLL CASH	0.00	0.00	0.00
10-199-1	EMPLOYEE COMPUTERS	0.00	0.00	0.00
10-122-1	FARNSWORTH INVESTMENT	0.00	0.00	0.00
	<b>Total</b>	<b>\$5,431,695.69</b>	<b>(\$299,300.85)</b>	<b>\$5,132,394.84</b>
10-457-1	Delete This Account	0.00	0.00	0.00
10-498-1	TEACHER RET 2.2	0.00	0.00	0.00
10-497-1	SUPPORT PERS. DUES	0.00	0.00	0.00
10-496-1	LOHMANS CAFE. PLAN	0.00	0.00	0.00
10-495-1	LIFE INS PAYABLE	0.00	0.00	0.00
10-493-1	MEDICARE INS. PAYABLE	0.00	0.00	0.00
10-490-1	Delete This Account	0.00	0.00	0.00
10-481-1	TEACHER RET. PAYABLE	0.00	0.00	0.00
10-460-1	DISABILITY INS. PAYABLE	0.00	0.00	0.00
10-458-1	Delete This Account	0.00	0.00	0.00
10-456-1	Delete This Account	0.00	0.00	0.00
10-455-1	Delete This Account	0.00	0.00	0.00
10-459-1	Delete This Account	0.00	0.00	0.00
10-454-1	Delete This Account	0.00	0.00	0.00
10-452-1	Delete This Account	0.00	0.00	0.00
10-411-1	LOAN TO LIFE SAFETY	0.00	0.00	0.00
10-431-1	ACCOUNTS PAYABLE	0.00	0.00	0.00
10-434-1	LOANS FROM WKG CASH FND	0.00	0.00	0.00
10-453-1	Delete This Account	0.00	0.00	0.00
	<b>Total</b>	<b>\$0.00</b>	<b>\$0.00</b>	<b>\$0.00</b>
10-706-1	NET PROFIT/LOSS	(1,542,985.33)	299,300.85	(1,243,684.48)
10-730-1	FUND BALANCE	(3,888,710.36)	0.00	(3,888,710.36)
	<b>Total</b>	<b>(\$5,431,695.69)</b>	<b>\$299,300.85</b>	<b>(\$5,132,394.84)</b>
	<b>Total</b>	<b>\$0.00</b>	<b>\$0.00</b>	<b>\$0.00</b>

# Balance Sheet (by fund)

Printed: 10/9/2018 9:06 AM  
 PUTNAM COUNTY CUSD #535

Account Number	Account Description	Balance Forward	Current Month	Current Balance
<b>Fund: 20</b>				
AP-Accrual-20	AP-Accrual for Fund 20	0.00	0.00	0.00
	<b>Total</b>	<b>\$0.00</b>	<b>\$0.00</b>	<b>\$0.00</b>
20-185-1	LONG TERM INVESTMENTS	0.00	0.00	0.00
20-184-1	LAND FUND INVESTMENT	0.00	0.00	0.00
20-183-1	TREE FUND INVESTMENTS	3,630.78	9.08	3,639.86
20-131	PAYROLL CASH	0.00	0.00	0.00
20-110-1	CASH IN BANKS	236,695.75	(71,862.64)	164,833.11
20-121-1	REGULAR INVESTMENT O/M	126,348.13	1,792.98	128,141.11
	<b>Total</b>	<b>\$366,674.66</b>	<b>(\$70,060.58)</b>	<b>\$296,614.08</b>
20-454-1	Delete This Account	0.00	0.00	0.00
20-456-1	Delete This Account	0.00	0.00	0.00
20-457-1	Delete This Account	0.00	0.00	0.00
20-458-1	Delete This Account	0.00	0.00	0.00
20-459-1	Delete This Account	0.00	0.00	0.00
20-497-1	SUPPORT PERS. DUES	0.00	0.00	0.00
20-453-1	Delete This Account	0.00	0.00	0.00
20-481-1	ANNUITIES PAYABLE	6.79	0.00	6.79
20-451	Delete This Account	0.00	0.00	0.00
20-431-1	ACCOUNTS PAYABLE	0.00	0.00	0.00
20-452-1	Delete This Account	0.00	0.00	0.00
	<b>Total</b>	<b>\$6.79</b>	<b>\$0.00</b>	<b>\$6.79</b>
20-730-1	FUND BALANCE	(202,880.67)	0.00	(202,880.67)
20-706-1	NET PROFIT/LOSS	(163,800.78)	70,060.58	(93,740.20)
	<b>Total</b>	<b>(\$366,681.45)</b>	<b>\$70,060.58</b>	<b>(\$296,620.87)</b>
	<b>Total</b>	<b>\$0.00</b>	<b>\$0.00</b>	<b>\$0.00</b>

# Balance Sheet (by fund)

Printed: 10/9/2018 9:06 AM  
 PUTNAM COUNTY CUSD #535

Account Number	Account Description	Balance Forward	Current Month	Current Balance
<b>Fund: 30</b>				
AP-Accrual-30	AP-Accrual for Fund 30	0.00	0.00	0.00
	<b>Total</b>	<b>\$0.00</b>	<b>\$0.00</b>	<b>\$0.00</b>
30-185-1	LONG TERM INVESTMENTS	0.00	0.00	0.00
30-110-1	CASH IN BANKS	1,134.76	0.00	1,134.76
30-121-1	REGULAR INVESTMENT B/I	228,116.90	383.21	228,500.11
	<b>Total</b>	<b>\$229,251.66</b>	<b>\$383.21</b>	<b>\$229,634.87</b>
30-431-1	ACCOUNTS PAYABLE	0.00	0.00	0.00
	<b>Total</b>	<b>\$0.00</b>	<b>\$0.00</b>	<b>\$0.00</b>
30-730-1	FUND BALANCE	(227,014.24)	0.00	(227,014.24)
30-706-1	NET PROFIT/LOSS	(2,237.42)	(383.21)	(2,620.63)
	<b>Total</b>	<b>(\$229,251.66)</b>	<b>(\$383.21)</b>	<b>(\$229,634.87)</b>
	<b>Total</b>	<b>\$0.00</b>	<b>\$0.00</b>	<b>\$0.00</b>

# Balance Sheet (by fund)

Printed: 10/9/2018 9:06 AM  
PUTNAM COUNTY CUSD #535

Account Number	Account Description	Balance Forward	Current Month	Current Balance
<b>Fund: 40</b>				
AP-Accrual-40	AP-Accrual for Fund 40	0.00	0.00	0.00
	<b>Total</b>	<b>\$0.00</b>	<b>\$0.00</b>	<b>\$0.00</b>
40-110-1	CASH IN BANKS	337,520.67	(3,024.79)	334,495.88
40-121-1	REGULAR INVESTMENT TRANS	448,513.93	142,067.94	590,581.87
40-131	PAYROLL CASH	0.00	0.00	0.00
40-185-1	LONG TERM INVESTMENTS	0.00	0.00	0.00
	<b>Total</b>	<b>\$786,034.60</b>	<b>\$139,043.15</b>	<b>\$925,077.75</b>
40-453-1	Delete This Account	0.00	0.00	0.00
40-411-1	LOANS FROM W/C	0.00	0.00	0.00
40-452-1	Delete This Account	0.00	0.00	0.00
40-454-1	Delete This Account	0.00	0.00	0.00
40-456-1	Delete This Account	0.00	0.00	0.00
40-457-1	Delete This Account	0.00	0.00	0.00
40-481-1	EMPLOYEE INCENTIVE	0.00	0.00	0.00
40-451-1	Delete This Account	0.00	0.00	0.00
40-431-1	ACCOUNTS PAYABLE	0.00	0.00	0.00
	<b>Total</b>	<b>\$0.00</b>	<b>\$0.00</b>	<b>\$0.00</b>
40-706-1	NET PROFIT/LOSS	(103,182.30)	(139,043.15)	(242,225.45)
40-730-1	FUND BALANCE	(682,852.30)	0.00	(682,852.30)
	<b>Total</b>	<b>(\$786,034.60)</b>	<b>(\$139,043.15)</b>	<b>(\$925,077.75)</b>
	<b>Total</b>	<b>\$0.00</b>	<b>\$0.00</b>	<b>\$0.00</b>

# Balance Sheet (by fund)

Printed: 10/9/2018 9:06 AM  
 PUTNAM COUNTY CUSD #535

Account Number	Account Description	Balance Forward	Current Month	Current Balance
<b>Fund: 50</b>				
AP-Accrual-50	AP-Accrual for Fund 50	0.00	0.00	0.00
	<b>Total</b>	<b>\$0.00</b>	<b>\$0.00</b>	<b>\$0.00</b>
50-110-1	CASH IN BANKS	241,203.38	(28,889.57)	212,313.81
50-121-1	REGULAR INVESTMENT IMRF	233,986.45	733.60	234,720.05
50-185-1	IMRF-LONG TERM INVESTMEN	0.00	0.00	0.00
	<b>Total</b>	<b>\$475,189.83</b>	<b>(\$28,155.97)</b>	<b>\$447,033.86</b>
50-481-1	MEDICARE EMPLOYEE (10)	0.00	0.00	0.00
50-492-1	MEDICARE INS PAYABLE	0.00	0.00	0.00
50-457-1	Delete This Account	0.00	0.00	0.00
50-454-1	Delete This Account	0.00	0.00	0.00
50-431-1	ACCOUNTS PAYABLE	0.00	0.00	0.00
50-493-1	MEDICARE BOARD SHARE	0.00	0.00	0.00
	<b>Total</b>	<b>\$0.00</b>	<b>\$0.00</b>	<b>\$0.00</b>
50-730-1	FUND BALANCE	(404,653.69)	0.00	(404,653.69)
50-706-1	NET PROFIT/LOSS	(70,536.14)	28,155.97	(42,380.17)
	<b>Total</b>	<b>(\$475,189.83)</b>	<b>\$28,155.97</b>	<b>(\$447,033.86)</b>
	<b>Total</b>	<b>\$0.00</b>	<b>\$0.00</b>	<b>\$0.00</b>

# Balance Sheet (by fund)

Printed: 10/9/2018 9:06 AM  
 PUTNAM COUNTY CUSD #535

Account Number	Account Description	Balance Forward	Current Month	Current Balance
<b>Fund: 60</b>				
AP-Accrual-60	AP-Accrual for Fund 60	0.00	0.00	0.00
	<b>Total</b>	<b>\$0.00</b>	<b>\$0.00</b>	<b>\$0.00</b>
60-185-1	LONG TERM INVEST C/P	0.00	0.00	0.00
60-121-1	REG INVESTMENTS-CAP PROJ	0.00	0.00	0.00
60-110-1	CASH IN BANK-CAP PROJ	0.00	0.00	0.00
	<b>Total</b>	<b>\$0.00</b>	<b>\$0.00</b>	<b>\$0.00</b>
60-411-1	LOAN FROM W/C	0.00	0.00	0.00
60-431-1	A/P CAP PROJECTS	0.00	0.00	0.00
	<b>Total</b>	<b>\$0.00</b>	<b>\$0.00</b>	<b>\$0.00</b>
60-730-1	FUND BALANCE	0.00	0.00	0.00
60-706-1	NET PROFIT/LOSS	0.00	0.00	0.00
	<b>Total</b>	<b>\$0.00</b>	<b>\$0.00</b>	<b>\$0.00</b>
	<b>Total</b>	<b>\$0.00</b>	<b>\$0.00</b>	<b>\$0.00</b>

# Balance Sheet (by fund)

Printed: 10/9/2018 9:06 AM  
PUTNAM COUNTY CUSD #535

Account Number	Account Description	Balance Forward	Current Month	Current Balance
<b>Fund: 70</b>				
AP-Accrual-70	AP-Accrual for Fund 70	0.00	0.00	0.00
	<b>Total</b>	<b>\$0.00</b>	<b>\$0.00</b>	<b>\$0.00</b>
70-121-1	REGULAR INVESTMENT WC	1,189,960.19	462.54	1,190,422.73
70-185-1	INVESTMENT LONG TERM WC	1,278,935.95	118.90	1,279,054.85
70-141-1	W/C INTERFUND LOANS	0.00	0.00	0.00
70-110-1	CASH IN BANKS	33,861.88	0.00	33,861.88
	<b>Total</b>	<b>\$2,502,758.02</b>	<b>\$581.44</b>	<b>\$2,503,339.46</b>
70-431-1	ACCOUNTS PAYABLE	0.00	0.00	0.00
70-411-1	LOANS TO LIFE SAFETY	0.00	0.00	0.00
	<b>Total</b>	<b>\$0.00</b>	<b>\$0.00</b>	<b>\$0.00</b>
70-730-1	FUND BALANCE	(2,466,881.22)	0.00	(2,466,881.22)
70-706-1	NET PROFIT/LOSS	(35,876.80)	(581.44)	(36,458.24)
	<b>Total</b>	<b>(\$2,502,758.02)</b>	<b>(\$581.44)</b>	<b>(\$2,503,339.46)</b>
	<b>Total</b>	<b>\$0.00</b>	<b>\$0.00</b>	<b>\$0.00</b>

# Balance Sheet (by fund)

Printed: 10/9/2018 9:06 AM  
 PUTNAM COUNTY CUSD #535

Account Number	Account Description	Balance Forward	Current Month	Current Balance
<b>Fund: 80</b>				
AP-Accrual-80	AP-Accrual for Fund 80	0.00	0.00	0.00
	<b>Total</b>	<b>\$0.00</b>	<b>\$0.00</b>	<b>\$0.00</b>
80-131	PAYROLL CASH	0.00	0.00	0.00
80-121-1	TORT-REG INVESTMENT	20,776.10	883.59	21,659.69
80-110-1	TORT-CASH IN BANKS	321,772.52	(102,217.94)	219,554.58
	<b>Total</b>	<b>\$342,548.62</b>	<b>(\$101,334.35)</b>	<b>\$241,214.27</b>
80-481	NON-CERT DUES	0.00	0.00	0.00
80-431-1	ACCOUNTS PAYABLE	0.00	0.00	0.00
	<b>Total</b>	<b>\$0.00</b>	<b>\$0.00</b>	<b>\$0.00</b>
80-730-1	FUND BALANCE	(224,480.10)	0.00	(224,480.10)
80-706-1	NET PROFIT/LOSS	(118,068.52)	101,334.35	(16,734.17)
	<b>Total</b>	<b>(\$342,548.62)</b>	<b>\$101,334.35</b>	<b>(\$241,214.27)</b>
	<b>Total</b>	<b>\$0.00</b>	<b>\$0.00</b>	<b>\$0.00</b>

# Balance Sheet (by fund)

Printed: 10/9/2018 9:06 AM  
PUTNAM COUNTY CUSD #535

Account Number	Account Description	Balance Forward	Current Month	Current Balance
<b>Fund: 90</b>				
AP-Accrual-90	AP-Accrual for Fund 90	0.00	0.00	0.00
	<b>Total</b>	<b>\$0.00</b>	<b>\$0.00</b>	<b>\$0.00</b>
90-185-1	LONG TERM L/S	0.00	0.00	0.00
90-121-1	REGULAR INVESTMENT L/S	116,226.81	205.90	116,432.71
90-110-1	CASH IN BANK-LIFE SAFETY	33,861.88	0.00	33,861.88
	<b>Total</b>	<b>\$150,088.69</b>	<b>\$205.90</b>	<b>\$150,294.59</b>
90-411-1	LOAN DUE TO EDUCATION	0.00	0.00	0.00
90-481-1	IL WITHHOLDING TAX PAY	0.00	0.00	0.00
90-457-1	Delete This Account	0.00	0.00	0.00
90-452-1	Delete This Account	0.00	0.00	0.00
90-412-1	LOAN DUE TO WORKING CASH	0.00	0.00	0.00
90-431-1	ACCOUNTS PAYABLE	0.00	0.00	0.00
	<b>Total</b>	<b>\$0.00</b>	<b>\$0.00</b>	<b>\$0.00</b>
90-706-1	NET PROFIT/LOSS	(35,067.39)	(205.90)	(35,273.29)
90-730-1	FUND BALANCE	(115,021.30)	0.00	(115,021.30)
	<b>Total</b>	<b>(\$150,088.69)</b>	<b>(\$205.90)</b>	<b>(\$150,294.59)</b>
	<b>Total</b>	<b>\$0.00</b>	<b>\$0.00</b>	<b>\$0.00</b>

# Fund Balance Report

Printed: 10/9/2018 9:13 AM

PUTNAM COUNTY CUSD #535

Fund	Description	Month to Date		Year to Date		YTD Change	Fund Balance	
		Expense	Income	Expense	Income		Start of Year	Current
10	Education Fund	761,513.24	462,212.39	2,010,278.51	3,253,962.99	1,243,684.48	3,888,710.36	5,132,394.84
20	Oper, Build, & Maint Fund	71,866.20	1,805.62	266,194.50	359,934.70	93,740.20	202,880.67	296,620.87
30	Debt Service Fund or Fund Group	0.00	383.21	0.00	2,620.63	2,620.63	227,014.24	229,634.87
40	Transportation Fund	3,024.79	142,067.94	40,055.21	282,280.66	242,225.45	682,852.30	925,077.75
50	I.M.R.F./Soc. Sec. Fund	28,889.57	733.60	83,773.31	126,153.48	42,380.17	404,653.69	447,033.86
70	Working Cash Fund	0.00	581.44	0.00	36,458.24	36,458.24	2,466,881.22	2,503,339.46
80	Tort Immunity and Judgment Fund	102,222.95	888.60	146,200.64	162,934.81	16,734.17	224,480.10	241,214.27
90	Fire Prevention/Life Safety	0.00	205.90	0.00	35,273.29	35,273.29	115,021.30	150,294.59
		<u>\$967,516.75</u>	<u>\$608,878.70</u>	<u>\$2,546,502.17</u>	<u>\$4,259,618.80</u>	<u>\$1,713,116.63</u>	<u>\$8,212,493.88</u>	<u>\$9,925,610.51</u>

78

**PCPS Activity Fund September**

Beginning Balance	\$8581.47
Deposits	\$564.25
Expenditures	\$523.67
Ending Balance	\$8622.05

**Deposits**

9/13/18	Shirts & Water	\$564.25
---------	----------------	----------

**Expenditures**

CK#			
968	9/10/18	North Central Bank	\$44.80
		D.G.-Meet the Teacher	
969	9/11/18	Schoolsin	\$203.11
		White Board Table	
970	9/19/18	Ronda Cross	\$87.63
		Hobby Lobby – supplies	
971	9/27/18	Costume Specialist	\$140.00
		FRN Costume	
972	9/27/18	Hinckley Springs	\$48.13
		Water	

**PCPS Imprest Fund September**

Beginning Balance	\$1473.03
Deposits	\$0
Expenditures	\$0
Ending Balance	\$1473.03

**Deposits**

**Expenditures**

CK#

ACCT#

*Total request for reimbursement* \$0

## PCES Activity Fund September 2018

Beginning Balance September 01, 2018	\$17945.61
Deposits September 2018	\$4015.75
Expenditures September 2018	\$890.01
Ending Balance September 30, 2018	\$21071.35

### Deposits

8/7/18	PCCUSD#535	\$65.75
	From Acct 011-029 for checks	
9/19/18	NCS Pearson	\$3950.00
	Pmt for Aimsweb Reading	
	Testing Trial	

### Expenditure

9/10/18 – Check#1376	North Central Bank	\$254.37
	CC Awards	
9/10/18 – Check#1377	PCCUSD#535	\$65.75
	Activity Checks	
9/10/18 – Check#1378	Courtney Balestri	\$342.97
	Office & Class Decorations	
9/19/18 – Check#1379	Pepsi	\$203.92
	Soda for Teachers lounge	
9/19/18 – Check#1380	Monica Frund	\$23.00
	Supplies for Math RTI Activity	
Total Expenditures		\$890.01

## PCES Imprest Fund Report September 2018

Beginning Balance September 01, 2018	\$530.00
Balance September 30, 2018	\$1395.00
Request for reimbursement	\$105.00
Attain Maximum Balance	\$1,500.00

### Deposits

9/21/18	Reimbursement from August	\$970.00
---------	---------------------------	----------

### Expenditures

9/7/18 – Check#3244	Lease Workshop – Schultz & Boudreau Title 1	\$30.00
9/11/18 – Check#3245	Lease Balestri Title 1	\$60.00
9/12/18 – Check#3246	Lease Ossola Title 1	\$15.00
Total Expenditures		\$105.00
Request for reimbursement		\$105.00

Putnam County Junior High School  
 Imprest Fund  
 September, 2018  
 Account #010-146

Beginning Balance	\$ 840.00
Replenishment Request	<u>1,960.00</u>
Attain Maximum Balance	\$ 2,800.00
Less Expenditures	<u>1,483.00</u>
Balance	\$ 1,317.00
Replenishment Request	<u>\$ 1,483.00</u>
Attain Maximum Balance	\$ 2,800.00

<u>Check</u>	<u>Date</u>	<u>To Whom</u>	<u>Account #</u>	<u>Reason</u>	<u>Amount</u>
6048		VOID			
6049		VOID			
6050	09/04	Simon Kempworth	10-1501-319-3	official	60.00
6051	09/04	Mike Timmerman	10-1501-319-3	official	60.00
6052	09/04	Tom Leffelman	10-1501-319-3	official	60.00
6053	09/04	John ALEXander	10-1501-319-3	official	60.00
6054	09/05	Ed Derix	10-1501-319-3	official	55.00
6055	09/05	Todd Ryan	10-1501-319-3	official	55.00
6056	09/05	LTC Fieldcrest	10-1501-640-3	Dues	100.00
6057	09/05	Holy Family	10-1501-640-3	fees tournament	150.00
6058	09/07	Streator St. Michael	10-1501-319-3	official regionals	55.00
6059	09/11	Gary Zavada	10-1501-319-3	official regionals	55.00
6060	09/13	Pete Heiden	10-15101-319-3	official	60.00
6061	09/13	Egan Hicks	10-1501-319-3	official	60.00
6062	09/14	IAHPERD	EPIC registration fee L. Olson		150.00
6063	09/17	Fieldcrest	10-1501-319-3	official regionals	110.00
6064	09/20	AISLE	EPIC registration fee D. Thompsomj		235.00
6065	09/21	ILMEA	10-1115-640-3	fees	48.00
6066		VOID			
6067		VOID			
6068	09/28	Matthew Dresbach	10-1501-319-3	official	55.00
6069	09/28	Pete Heiden	10-1501-319-3	official	55.00

expenditures	1,483.00
Replenishment request	1,483.00

Michael Olson, Principal

Sandra A. Troglio, Secretary

Putnam County Junior High School  
 PCJH Cheerleading  
 September, 2018  
 Account #138-258

Beginning Balance	\$	673.71
Transfers In		<u>00.00</u>
Subtotal		673.71
Less Expenditures		<u>00.00</u>
Balance		673.71

<u>Check#</u>	<u>Date</u>	<u>To Whom</u>	<u>Reason</u>	<u>Amount</u>
---------------	-------------	----------------	---------------	---------------

\_\_\_\_\_  
 Michael Olson, Principal

\_\_\_\_\_  
 Sandra A. Troglio, Secretary

Putnam County Junior High School  
 PCJH Girls Athletic Fund  
 September, 2018  
 Account #010-707

Beginning Balance	\$ 14,030.38
Transfers In	<u>3,690.00</u>
Subtotal	17,720.38
Less Expenditures	<u>2,709.95</u>
Balance	15,010.43

<u>Check #</u>	<u>Date</u>	<u>To Whom</u>	<u>Reason</u>	<u>Amount</u>
736	09/01	Ed Derix	official LPC	250.00
737	09/01	Keith Dickinson	official LPC	250.00
738	09/01	Todd Ryan	official LPC	200.00
739	09/01	Randy Cernovich	official LPC	200.00
740	09/24	Locker Room	shirts	1,809.95

---

Michael Olson, Principal

---

Sandra A. Troglgio, Secretary

Putnam County Junior High School  
Puma Crew  
September 2018  
Account #010-561

Beginning Balance	\$1,599.75
Transfers In	<u>0.00</u>
Subtotal	1,599.75
Less Expenditures	<u>1,302.88</u>
Balance	\$ 296.87

<u>Check #</u>	<u>Date</u>	<u>To Whom</u>	<u>Reason</u>	<u>Amount</u>
660	9/11	PC Foods	Drinks for first concession stand game	\$35.93
661	9/12	Cosgroves	Concession stand food	\$580.19
662	9/26	Pepsi	Concession stand drinks	\$686.76

Emily Whitney, Advisor

Putnam County Junior High School  
 PCJH Staff Soda  
 September, 2018  
 Account #010-650

Beginning Balance	\$ 5,868.79
Transfers In	<u>00.00</u>
Subtotal	5,868.79
Less Expenditures	<u>1,498.55</u>
Balance	4,370.24

<u>Check #</u>	<u>Date</u>	<u>To Whom</u>	<u>Reason</u>	<u>Amount</u>
1549	08/14	Alfanos	pizza	67.00
1550	08/16	water store	water	19.55
1551	09/05	Fieldcrest	student breakfast	125.00
1552	09/06	water store	water	19.55
1553	09/18	Pepsi	soda	1,267.45

\_\_\_\_\_  
 Michael Olson, Principal

\_\_\_\_\_  
 Sandra A. Troglio, Secretary

Putnam County Junior High School  
Student Council  
September, 2018  
Account #138-096

Beginning Balance	\$ 2231.17
Transfers In	<u>\$ 00.00</u>
Subtotal	\$ 2231.17
Less Expenditures	<u>\$ 00.00</u>
Balance	\$ 2231.17

<u>Check</u>	<u>Date</u>	<u>To Whom</u>	<u>Reason</u>	<u>Amount</u>
--------------	-------------	----------------	---------------	---------------

Mike Olson, Principal

Kristin Erickson, Sponsor

Putnam County Junior High School  
 PCJH Activity Fund  
 September, 2018

<u>Account name &amp; #</u>	<u>Beginning Bal</u>	<u>Transfer In</u>	<u>Transfer Out</u>	<u>Ending Bal.</u>
PCJH Cheerleading 138-258	\$ 678.71	00.00	00.00	\$ 673.71
PCJH Girls Athletic 010-707	14,030.38	3,690.00	2,709.95	14,030.38
PCJH Puma Crew 010-561	1,599.75	00.00	1,302.88	296.87
Staff Soda 010-650	5,868.79	00.00	1,498.55	4,370.24
PCJH Student Council 138-096	2,231.17	00.00	00.00	2,231.17

\_\_\_\_\_  
 Michael Olson, Principal

\_\_\_\_\_  
 Sandra A. Troglio, Secretary

**Putnam County High School  
General Ledger Report  
Financial Report**

<b>From Date:</b>	9/1/2018
<b>To Date:</b>	9/30/2018

<b>From Acct:</b>	100
<b>To Account:</b>	604

Acct.	Account Name	Beg. Bal.	Recpt/JV	Disb/JV	Transfer	End. Bal.	YTD	
							Payable	Work Bal.
000100	Office	\$7,218.95	\$7,192.59	(\$3,988.29)	\$0.00	\$10,423.25	\$0.00	\$10,423.25
000102	Office Adjustment	\$0.03	\$0.00	\$0.00	\$0.00	\$0.03	\$0.00	\$0.03
000105	Adult Education	\$37.48	\$0.00	\$0.00	\$0.00	\$37.48	\$0.00	\$37.48
000110	Condolence	\$436.72	\$0.00	\$0.00	\$0.00	\$436.72	\$0.00	\$436.72
000115	PACC	\$276.86	\$355.56	(\$525.75)	\$0.00	\$106.67	\$0.00	\$106.67
000120	Baseball	\$2,269.71	\$0.00	\$0.00	\$0.00	\$2,269.71	\$0.00	\$2,269.71
000125	Girl's Softball	\$173.49	\$0.00	\$0.00	\$0.00	\$173.49	\$0.00	\$173.49
000130	PC Enterprises	\$968.24	\$0.00	\$0.00	\$0.00	\$968.24	\$0.00	\$968.24
000135	Golf	\$408.62	\$0.00	\$0.00	\$0.00	\$408.62	\$0.00	\$408.62
000137	Girls Golf	\$178.69	\$0.00	\$0.00	\$0.00	\$178.69	\$0.00	\$178.69
000140	Scholastic Bowl	\$413.63	\$0.00	\$0.00	\$0.00	\$413.63	\$0.00	\$413.63
000150	Interact Club	\$2,261.41	\$0.00	\$0.00	\$0.00	\$2,261.41	\$0.00	\$2,261.41
000155	Art	\$554.90	\$0.00	\$0.00	\$0.00	\$554.90	\$0.00	\$554.90
000200	Athletic	\$32.48	\$0.00	\$0.00	\$0.00	\$32.48	\$0.00	\$32.48
000210	Cable Club	\$1,514.67	\$0.00	\$0.00	\$0.00	\$1,514.67	\$0.00	\$1,514.67
000220	Track	\$4,022.98	\$0.00	\$0.00	\$0.00	\$4,022.98	\$0.00	\$4,022.98
000300	Journalism	\$5,121.37	\$0.00	\$0.00	\$0.00	\$5,121.37	\$0.00	\$5,121.37
000310	Oldies Club	\$106.17	\$0.00	\$0.00	\$0.00	\$106.17	\$0.00	\$106.17
000320	Girl's Basketball	\$3,211.38	\$0.00	\$0.00	\$0.00	\$3,211.38	\$0.00	\$3,211.38
000325	Boy's Basketball	\$1,991.88	\$0.00	\$0.00	\$0.00	\$1,991.88	\$0.00	\$1,991.88
000330	Student Council	\$2,095.91	\$165.05	(\$322.56)	\$0.00	\$1,938.40	\$0.00	\$1,938.40
000340	N.H.S.	\$260.49	\$177.80	\$0.00	\$0.00	\$438.29	\$0.00	\$438.29
000345	Scholarship	\$0.00	\$0.00	\$0.00	\$0.00	\$0.00	\$0.00	\$0.00
000350	Landscaping	\$349.61	\$3.34	\$0.00	\$0.00	\$352.95	\$0.00	\$352.95
000360	FFA	\$594.32	\$0.00	\$0.00	\$0.00	\$594.32	\$0.00	\$594.32
000365	Greenhouse Project	\$300.00	\$0.00	\$0.00	\$0.00	\$300.00	\$0.00	\$300.00
000370	Cheerleading	\$3,037.72	\$5,922.09	(\$3,090.08)	\$0.00	\$5,869.73	\$0.00	\$5,869.73
000380	Panteras	\$641.24	\$0.00	\$0.00	\$0.00	\$641.24	\$0.00	\$641.24
000390	Media Club	\$1,341.32	\$0.00	(\$55.00)	\$0.00	\$1,286.32	\$0.00	\$1,286.32
000395	Computer Club	\$333.40	\$0.00	\$0.00	\$0.00	\$333.40	\$0.00	\$333.40
000400	Tournament Athletics	\$13,574.73	\$2,175.00	(\$5,981.97)	\$0.00	\$9,767.76	\$0.00	\$9,767.76
000405	PC Graduation Rollover	\$6,771.85	\$0.00	\$0.00	\$0.00	\$6,771.85	\$0.00	\$6,771.85
000410	Thespians	\$1,752.70	\$0.00	\$0.00	\$0.00	\$1,752.70	\$0.00	\$1,752.70
000420	Science Club	\$182.20	\$0.00	\$0.00	\$0.00	\$182.20	\$0.00	\$182.20
000425	Wrestling	\$5.00	\$0.00	\$0.00	\$0.00	\$5.00	\$0.00	\$5.00

**Putnam County High School  
General Ledger Report  
Financial Report**

<b>From Date:</b>	9/1/2018
<b>To Date:</b>	9/30/2018

<b>From Acct:</b>	100
<b>To Account:</b>	604

Acct.	Account Name	Beg. Bal.	Recpt/JV	Disb/JV	Transfer	End. Bal.	YTD	
							Payable	Work Bal.
000430	Music (Band)	\$112.67	\$2,266.00	(\$1,138.50)	\$0.00	\$1,240.17	\$0.00	\$1,240.17
000440	Music (Chorus)	\$22.19	\$1,760.00	\$0.00	\$0.00	\$1,782.19	\$0.00	\$1,782.19
000500	Class of 2015	\$0.00	\$0.00	\$0.00	\$0.00	\$0.00	\$0.00	\$0.00
000510	Message Board	\$55.84	\$0.00	\$0.00	\$0.00	\$55.84	\$0.00	\$55.84
000515	ITP Class	\$903.18	\$0.00	\$0.00	\$0.00	\$903.18	\$0.00	\$903.18
000520	TP Coffee Shop	\$25.00	\$589.30	(\$266.67)	\$0.00	\$347.63	\$0.00	\$347.63
000530	Class of 2016	\$0.00	\$0.00	\$0.00	\$0.00	\$0.00	\$0.00	\$0.00
000540	Volleyball	\$1,410.93	\$4,054.00	\$0.00	\$0.00	\$5,464.93	\$0.00	\$5,464.93
000545	Class of 2017	\$0.00	\$0.00	\$0.00	\$0.00	\$0.00	\$0.00	\$0.00
000560	Class of 2010	(\$0.03)	\$0.00	\$0.00	\$0.00	(\$0.03)	\$0.00	(\$0.03)
000595	Class of 2018	\$0.00	\$0.00	\$0.00	\$0.00	\$0.00	\$0.00	\$0.00
000600	Class of 2019	\$3,947.17	\$0.00	\$0.00	\$0.00	\$3,947.17	\$0.00	\$3,947.17
000602	Class of 2020	\$2,640.31	\$0.00	\$0.00	\$0.00	\$2,640.31	\$0.00	\$2,640.31
000603	Class of 2021	\$1,158.57	\$979.10	(\$906.18)	\$0.00	\$1,231.49	\$0.00	\$1,231.49
000604	Class of 2022	\$0.00	\$0.00	\$0.00	\$0.00	\$0.00	\$0.00	\$0.00
<b>Group Total</b>		\$72,715.98	\$25,639.83	(\$16,275.00)	\$0.00	\$82,080.81	\$0.00	\$82,080.81
<b>Activity Accounts Grand Total</b>		\$72,715.98	\$25,639.83	(\$16,275.00)	\$0.00	\$82,080.81	\$0.00	\$82,080.81

I have reviewed the above ledger report and attached reports for the current month. I find them accurate and complete to the best of my knowledge.

Bookkeeper: \_\_\_\_\_ Date: \_\_/\_\_/\_\_\_\_  
Principal: \_\_\_\_\_ Date: \_\_/\_\_/\_\_\_\_

IMPREST REPORT  
 PUTNAM COUNTY HIGH SCHOOL  
 Sep-18  
 Clayton Theisinger, Principal

Balance Aug	\$2,289.33
replenishment requested	\$3,710.67
 Maximum Balance	 \$6,000.00
 Balance as of Setpember	 \$2,461.65
Replenishment Requested	\$3,538.35

The Prep Tour	10-1501-640-2	Girls Golf	\$260.00
ICCA	10-1501-640-2	cheer membership fee	\$75.00
Tri County Conference	10-1501-640-2	Dues	\$300.00
ILMEA		Music dues	\$48.00
Sarah Hoffert	10-1501-319-2	Volleyball official	\$95.00
Cheryl Knirlberger	10-1501-319-2	Volleyball official	\$95.00
Somanauk HS	10-1501-640-2	Volleyball Tourn	\$250.00
Riverdale High School	10-1501-640-2	Boys golf	\$200.00
Midland High School	10-1501-640-2	Girls Golf	\$125.00
Breana Broyles	10-172000-1	Reimbursed for Drivers Ed	\$50.00
Deb Lane	10-1501-319-2	Volleyball official	\$95.00
Holli Rapp	10-1501-319-2	Volleyball official	\$95.00
Frank Smith	10-1501-319-2	Volleyball official	\$75.00
Sarah Hoffert	10-1501-319-2	Volleyball official	\$75.00
Reed Custard HS	10-1501-640-2	Volleyball Tourn	\$225.00
St Bede	10-1501-319-2	Volleyball Tourn	\$100.00
Pontiac Elks Country Club	10-1501-640-2	Golf Tri-County B&G	\$330.00
United High School	10-1501-640-2	G Golf Tour	\$150.00
Byron High School	10-1501-640-2	JV Volleyball Tourn	\$200.00
Peoria Heights HS	10-1501-640-2	CC Invite	\$200.00
Janel Sons	10-1501-319-2	Volleyball official	\$95.00
Keith Knowles	10-1501-319-2	Volleyball official	\$95.00
Galva High School	10-1501-640-2	G Golf Regional	\$100.00
Imprest Checks oreded		imprest checks	\$55.35
Doug Jones	10-1501-319-2	Volleyball official	\$75.00
Keith Knowles	10-1501-319-2	Volleyball official	\$75.00

SUPERINTENDENT IMPREST  
SEPTEMBER 2018

BANK BALANCE		\$ 1,493.72
REPLENISHMENT REQUEST AUGUST		\$ 275.00
IMPREST BALANCE		\$ 1,768.72
REPLENISHMENT AMOUNT REQUESTED		\$ 200.00
BALANCE		\$ 1,968.72
Check # 3086	E Ely Farnsworth Winner	\$ 100.00
Check # 3087	G Presthus (2 <sup>nd</sup> Place)	\$ 50.00
Check # 3088	C Mayers (3 <sup>rd</sup> Place)	\$ 50.00
TOTAL REIMBURSEMENT		\$ 200.00

402 East Silverspoon Ave.  
Granville, Ill. 61326



Office (815) 882-2800  
Fax (815) 339-2628

**Putnam County High School**  
Mr. Clayton J. Theisinger  
Principal

---

**BOARD REPORT: October 2018**


***Band & Chorus***

The annual Fall Concert and spaghetti dinner was Friday, October 12, 2018, in the high school gymnasium. Music selections for this event were more well-known songs such as “Spirit in the Sky” by Norman Greenbaum, “Sweet Caroline” by Neil Diamond, and “Mickey” by Toni Basil. In the photo below, the band is practicing the week before the performance:



***Panther PACC***

The Panther PACC sponsored a recent event in which they engaged students in talking about and sharing their goals for the school year. During lunch periods in mid-September they had students and staff share these goals on a large poster that is now hung in the Commons.



## Academics

### *School Improvement Team*

As part of the continuous focus on the improvement of student learning, the School Improvement Team has been using their last series of meetings to set goals. In the past two years, three goals were identified based on areas of improvement deemed critical by the team. Starting the 2018-2019 school year, the team has started to align their discussions and goals around the indicators set forth by the *Every Students Succeeds Act*. The current draft identifies the three large categories of Student Academic Development and Advancement, Equitable Learning Opportunities, and Culture and Climate. Within each area, the team is identifying benchmarks to determine the progress of school improvement and the impact of programs and interventions.

### *Study Skills Programming*

In a recent AP Committee meeting, the teachers identified the need to help students more readily develop study and organizational skills to prepare them for future secondary coursework as well as post-secondary transitions. As a result of this discussion, Mr. Matt Gimbal has lead a large team of teachers in the planning of a study skills curriculum that will be provided to all freshman students and any other grade level students who desire to learn or enhance their strategies. The group of teachers has planned to use freshmen study halls to provide hands-on mini-lessons twice a month on the topics of planner use, time management, note-taking, studying for tests, and so on. The team also plans to invite recent PCHS graduates to speak with the freshman classes on the skills they will need to successfully transfer into colleges and careers.

### *PSAT/NMSQT*

The PSAT/NMSQT is a recommended assessment provided by the CollegeBoard, who also makes the SAT, as a scholarship qualifying exam. In addition to helping our students qualify for such merits, PCHS decides to provide this exam every year to all students in the junior class as preparation from the SAT in the Spring semester. All junior students completed this assessment on October 10, 2018.

## Enrollment

Enrollment as of October 4<sup>th</sup>, 2018 is as follows:

Freshman	57 (0)
Sophomore	73 (-1)
Junior	65 (+1)
Senior	71 (0)
Post-Grad	5 (0)
Other	1 (0)
Total	272 (0)



**Putnam County Elementary School**

*326 S. 5<sup>th</sup> St.  
Hennepin, IL 61327*

*Phone Number 1-815-882-2800  
Fax Number 1-815-925-7435*

**October 2018 Board Report**  
***Mrs. Courtney Balestri***

---

**Enrollment**

**3rd Grade = 57** (class sizes of 18, 19, 20) (+1)

**4<sup>th</sup> Grade = 49** (class sizes of 16, 16, 17)

**5<sup>th</sup> Grade = 52** (class sizes of 17, 17, 18)

**PARCC Results**

The results of the 2018 spring PARCC assessment are attached in a report. The color coded report mirrors the same color scheme as seen on the Illinois Interactive Report Card. The Building Leadership Team at PCES will be analyzing this data to determine where improvements can be made to increase scores moving forward. In addition, this committee will determine if there are gaps in instruction and the best strategies to address these gaps. While I am cautiously optimistic about our PARCC scores, there are many factors to take into consideration when analyzing this data. Keeping in mind first and foremost, the needs of our students, and the current ESSA requirements, the Building Leadership team and I are committed to looking at all aspects of our instruction and processes to determine what will provide our students with the best education we can provide.

**AimswebPLUS Fall Universal Screening**

PCES administered fall universal screening to all students. This data is used to place students into Rtl tiers and determine which students need additional support in the areas of reading and math. This data is discussed in conjunction with classroom assessments at our grade level data team meetings which are held every six weeks.

**Evaluations**

The evaluation process has been running smoothly at PCES. I have had numerous meetings with teachers to approve their SLOs (Student Learning Objectives). The deadline to complete SLOs was Oct. 4<sup>th</sup>. This is the student growth portion of a teacher's

summative evaluation. While there was a learning curve the past few year, I am confident that all teachers are not only understanding the process, but also the “why” behind it. I continue to work on the growth vs. attainment mindset with my staff. This has been an uphill battle with some, but fortunately through my discussions and materials I have brought back from workshops, I am confident that my staff has grasp concept of continuous improvement and growth for all students.

### **Mandated Trainings**

My staff and I have completed all mandated training for the 2018-19 school year. Thanks to the Ed Leaders Network, we are able to offer our staff individual online training to meet this annual requirement. Staff members can login to this free account to access their trainings at their leisure. This provides flexibility, and a much more user friendly process in which staff can monitor their own progress. Time was provided during professional development days to complete these trainings.

### **Author, Kenn Nesbitt, Visit**

On Oct. 25<sup>th</sup>, PCES will have the pleasure of hosting Author, Kenn Nesbitt, from Spokane, WA. Mr. Nesbitt will be conducting a building-wide assembly, as well as, visits to each of our homerooms to talk about what it’s like to be a published author and inspire students to write creatively. PCES will also host a family night the same evening in which Mr. Nesbit has a presentation planned that is sure to be funny and inspiring.

### **5<sup>th</sup>/6<sup>th</sup> Girls Basketball**

The 5<sup>th</sup> and 6<sup>th</sup> grade girls basketball season is nearing the end. Thank you to Coach Spratt for teaching the girls the fundamentals of the sport. I am proud of our girls for not only improving their basketball skills, but for doing a great job of representing PC with great sportsmanship and character.

## **5<sup>TH</sup> GRADE GIRLS BASKETBALL**



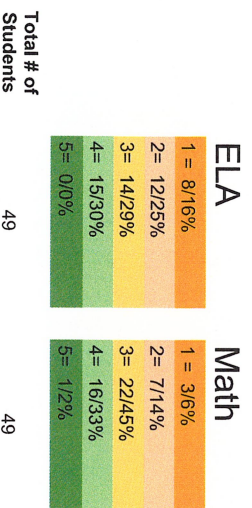
## **6<sup>TH</sup> GRADE GIRLS BASKETBALL**



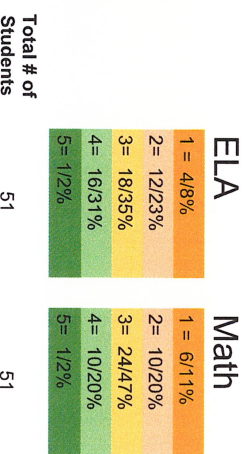
# Putnam County Elementary School PARCC Results - Spring 2018

# of students / % of students

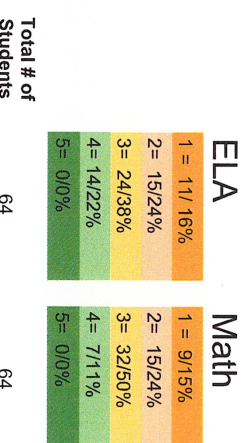
## 3rd Grade



## 4th Grade



## 5th Grade



- 1= Did Not Yet Meet Expectations
- 2= Partially Met Expectations
- 3= Approaching Expectations
- 4= Met Expectations
- 5= Exceeded Expectations

# AIMSweb Plus Da

## Kindergarten

Percentile	Initial Sound		Letter Name Fluency			Phoneme Seg
	Fall	Winter	Fall	Winter	Spring	Winter
100-26th %	30/61.2%		30/61.2%			
25-11th %	9/18.4%		5/10.2%			
10-0%	10/20.4%		14/28.6%			

	Number Naming Fluency			Quantity Total Fluency		
	Fall	Winter	Spring	Fall	Winter	Spring
100-26th %	35/71.5%			30/61.2%		
25-11th %	8/16.3%			14/28.6%		
10-0%	6/12.2%			5/10.2%		

## 1st Grade

	Phoneme Seg.	Letter Word/Sound Flu.	Word Reading Fluency		
	Fall	Fall	Fall	Winter	Spring
100-26th %	51/78.5%		55/82%		
25-11th %	11/16.9%		6/9%		
10-0%	3/4.6%		6/9%		

	Number Compare/Fluency			Math Fact Fluency (1 digit)		
	Fall	Winter	Spring	Fall	Winter	Spring
100-26th %	48/71.7%			48/71.7%		
25-11th %	8/11.9%			12/17.9%		
10-0%	11/16.4%			7/10.4%		

## 2nd Grade

	Oral Reading Fluency			Vocabulary		
	Fall	Winter	Spring	Fall	Winter	Spring
100-26th %	39/58.2%			38/76%		
25-11th %	13/19.4%			7/14%		
10-0%	15/22.4%			5/10%		

	Number Compare/Fluency			Mental Comp Fluency		
	Fall	Winter	Spring	Fall	Winter	Spring
100-26th %	33/66%			46/92%		
25-11th %	17/34%			2/4%		
10-0%	0/0%			2/4%		

## ata (K-2nd)

Implementation			
Letter Word Sound Fluency		Word Reading Fluency	
Spring	Winter	Spring	Spring

Concepts & Applications			Quantity Difference Fluency	
Fall	Winter	Spring	Winter	Spring
34/69.4%				
10/20.4%				
5/10.2%				

Oral Reading Fluency		
Fall	Winter	Spring
39/58.2%		
13/19.4%		
15/22.4%		

Concepts & Applications			Math Fact Fluency (Tens)	
Fall	Winter	Spring	Winter	Spring
34/69.4%				
10/20.4%				
5/10.2%				

Reading Comprehension		
Fall	Winter	Spring
38/76%		
6/12%		
6/12%		

Concepts & Applications			Number Sense Fluency (NSF)		
Fall	Winter	Spring	Fall	Winter	Spring
42/84%			43/86%		
5/10%			6/12%		
3/6%			1/2%		

## AIMSweb Plus Data (3rd

### 3rd Grade

Percentile	Vocabulary			Reading Comprehens	
	Fall	Winter	Spring	Fall	Winter
100-26th %	48/85.7%			42/75%	
25-11th %	5/8.9%			7/12.5%	
10-0%	3/5.4%			7/12.5%	

	NSF			NCF-T	
	Fall	Winter	Spring	Fall	Winter
100-26th %	43/76.8%			44/78.6%	
25-11th %	7/12.5			7/12.5%	
10-0%	6/10.7%			5/8.9%	

### 4th Grade

	Vocabulary			Reading Comprehens	
	Fall	Winter	Spring	Fall	Winter
100-26th %	32/64%			35/70%	
25-11th %	15/30%			12/24%	
10-0%	3/6%			3/6%	

	NSF			NCF-T	
	Fall	Winter	Spring	Fall	Winter
100-26th %	36/72%			36/72%	
25-11th %	7/14%			7/14%	
10-0%	7/14%			7/14%	

### 5th Grade

	Vocabulary			Reading Comprehens	
	Fall	Winter	Spring	Fall	Winter
100-26th %	44/84.75			44/84.6%	
25-11th %	6/11.5%			4/7.7%	
10-0%	2/3.8%			4/7.7%	

	NSF			NCF-T	
	Fall	Winter	Spring	Fall	Winter
100-26th %	50/96.2%			50/96.2%	
25-11th %	2/3.8%			0/0%	
10-0%	0/0%			2/3.8%	

**1-5th)**



**sion Oral Reading Fluency**

Spring	Fall	Winter	Spring
	39/69.6%		
	11/22%		
	7/14%		

MCF				CA	
Spring	Fall	Winter	Spring	Fall	Winter
	45/80.3%			38/67.8%	
	8/14.3%			8/14.3%	
	3/5.4%			10/17.9%	



**sion Oral Reading Fluency**

Oral Reading Fluency				Silent Reading Fluency	
Spring	Fall	Winter	Spring	Fall	Winter
	32/64%			35/76.1%	
	11/22%			7/15.2%	
	7/14%			4/8.7%	

MCF				CA	
Spring	Fall	Winter	Spring	Fall	Winter
	33/66%			32/64%	
	11/22%			10/20%	
	6/12%			8/16%	



**sion Oral Reading Fluency**

Oral Reading Fluency				Silent Reading Fluency	
Spring	Fall	Winter	Spring	Fall	Winter
	37/77%			44/86.3%	
	9/18.8%			5/9.8%	
	2/4.2%			2/3.9%	

MCF				CA	
Spring	Fall	Winter	Spring	Fall	Winter
	48/92.3%			40/76.9%	
	3/5.8%			7/13.5%	
	1/1.9%			5/9.6%	

<b>Spring</b>

<b>ncy</b>
<b>Spring</b>

<b>Spring</b>

<b>ncy</b>
<b>Spring</b>

<b>Spring</b>



*Where all students will learn and succeed, and all means ALL*

## **Putnam County Junior High School**

Michael Olson, Principal  
[olsonm@pcschoools535.org](mailto:olsonm@pcschoools535.org)

13183 N 350th Avenue  
McNabb, IL 61335

Phone-815-882-2800 opt. 3

Fax-815-882-2299

### **Putnam County Junior High Board Report Monday, October 15, 2018**

#### **Enrollment:**

6th Grade- 70 (+2)

7th Grade- 57 (-1)

8th Grade- 63 (NC)

Total= 190 (+1)

#### **Student Activities**

- Softball ended as Regional Champions and lost 1-0 in the Sectional Championship.
- Baseball also ended as Regional Champions and lost 6-2 in the Sectional Championship.

Both teams represented PCJH and PC in a great way.

- Basketball- 6,7,& 8 Girls Basketball seasons are going on and all 3 teams are playing well and representing PCJH well. The 6th Grade is playing in their last Tournament and the 7th & 8th Grades will be starting the Little Tri-County and Regional Tournaments soon.

#### **Interact**

- The Interact Club has been meeting under the new Board- Nicholas Currie as president, Maggie Richetta as Vice- President, Lauren Faleti as Treasurer and Samantha Cirilo as Secretary. They have been gaining new members and have been discussing projects focused on Community, National, and World.

#### **Kindness Club**

- The Kindness Club has been meeting and are starting their 30 Day Kindness Challenge, where they have a kindness challenge each day for 30 days in which they perform and challenge a person to pass it on.
- Smile Card- they have been giving out Smile Cards to people with the intent of having them find someone who needs smile and give them the card and have them pass it on.

#### **After School Activities**

- The ASA has been averaging over 25 students each meeting in which they get homework, help, a snack, a lesson on character, and social bonding time in a positive way.

#### **Puma PACC**

- The PUMA PACC has been working on activities that describe the hope of every student this year - having them reflect on what they want to accomplish to have a great year.

#### **Parent-Teacher Conferences**

- We have our Parent Teacher Conferences planned for Thursday, October 18th & Friday, October 19th. To make sure all students who teachers wish to speak with their parents, I have invited them to attend with a letter and email.

#### **End of 1st Quarter**

- We have finished our 1st Quarter and here is the preliminary data.
- High Honor Rolls
- Honor Rolls
- Students with Fs
  - 6th=10
  - 7th=5
  - 8th=5
  - We will meet one day this week in TEAM to discuss these to ensure we are providing enough support for them to be successful and meet with he parents at P/T Conferences.

#### **Professional Development**

- Our PD time has been spent really focusing on school improvement. Some of the time is spent discussing individual student needs and problem solving. Other time is spent looking at our data as a school to see where we can improve.
- We are also reviewing our safety procedures.
- We are also looking at our Illinois School Report Card and the Ed 360 to provide our school with data for improvement and how to best telour story on the great things we do.

#### **Evaluations**

- I am in the process of evaluating the teachers on the evaluation schedule. I am focusing on their areas of strength to continue to build upon and their areas for improvement to help them identify what areas they can work to grow at.

## **Assessments**

- **Illinois Science Assessment**

- On this assessment we scored extremely well
  - 8th Grade
    - 85.7% of Students Proficient
    - 14.3% of Students Not Proficient

This is an extremely high score and we are going to look at the areas we can improve on, look at what curriculum and instruction we are using in Science to see if they can translate to other curriculum areas.

- **MAP Assessments**

- We have our Fall Assessments complete and we have our baseline.
- Our scores were all near or above the National norm in all areas. One area we are going to look at closely is the 6th Grade Math and look for ways to improve. We are going to look at the areas identified for improvement.

- **PARCC Assessment**

- The results are mixed. In some areas we improved, and in others we remained the same or had small decreases.
- We are compiling data in the areas we can improve in.

## **Book Study**

- We are reading and discussing the Book - Total Participation, Making Every Student an Active Learner by Persidia Himmele. The goal is to discuss techniques that will allow all our teachers to have techniques and strategies to include every student in the learning process.

## **Students of the Month**

- September

- 6th Grade- Anna Sandberg
- 7th Grade- Sarah Johnson
- 8th Grade- Jesse Scott





**The students & staff from PCJH collected items and donated them to Jacksonville Commons Jr. High School in Onslow, North Carolina. The school was destroyed by Hurricane Florence. The students asked if they could help and selected this Jr. High and in one week organized enough supplies to help the school to fill one mini van. A great testament to the character of PCJH students!**



# MAP Assessment Comparative Data - PCJH

2018-2019

	Fall	Fall	Winter	Winter	Spring	Spring
	Math	Reading	Math	Reading	Math	Reading
<b>6th Grade</b>						
Average RIT Score	212.1	212				
National Norm for Grade Level RIT	217.6	211				
# Students At or Above Norm	26	40				
<b>7th Grade</b>						
Average RIT Score	221.8	219.2				
National Norm for Grade Level RIT	222	214.4				
# of Students At or Above Norm	23	34				
<b>8th Grade</b>						
Average RIT Score	227.3	219.8				
National Norm for Grade Level RIT	226.3	217.2				
# of Students At or Above Norm	32	39				
<b>% of Students by Level</b>	<b>Math</b>	<b>Reading</b>	<b>Math</b>	<b>Reading</b>	<b>Math</b>	<b>Reading</b>
<b>6th Grade</b>	High=3%	High=19%	High=	High=	High=	High=
	HighAvg=16%	HighAvg=33%	HighAvg=	HighAvg=	HighAvg=	HighAvg=
	Avg=32%	Avg=20%	Avg=	Avg=	Avg=	Avg=
	Low Avg=24%	Low Avg=13%	Low Avg=	Low Avg=	Low Avg=	Low Avg=
	Low =25%	Low =16%	Low =	Low =	Low =	Low =
<b>% of Students by Level</b>	<b>Math</b>	<b>Reading</b>	<b>Math</b>	<b>Reading</b>	<b>Math</b>	<b>Reading</b>
<b>7th Grade</b>	High=7%	High=20%	High=	High=	High=	High=
	HighAvg=18%	HighAvg=35%	HighAvg=	HighAvg=	HighAvg=	HighAvg=
	Avg=35%	Avg=22%	Avg=	Avg=	Avg=	Avg=
	Low Avg=31%	Low Avg=16%	Low Avg=	Low Avg=	Low Avg=	Low Avg=

	Low =9%	Low =6%	Low =	Low =	Low =	Low =
<b>% of Students by Level</b>	<b>Math</b>	<b>Reading</b>	<b>Math</b>	<b>Reading</b>	<b>Math</b>	<b>Reading</b>
<b>8th Grade</b>	High=18%	High=18%	High=	High=	High=	High=
	HighAvg=22%	HighAvg=37%	HighAvg=	HighAvg=	HighAvg=	HighAvg=
	Avg=32%	Avg=18%	Avg=	Avg=	Avg=	Avg=
	Low Avg=12%	Low Avg=14%	Low Avg=	Low Avg=	Low Avg=	Low Avg=
	Low =17%	Low =14%	Low =	Low =	Low =	Low =

PCJH PARCC Scores	2015ELA	2016ELA	2015Math	2016Math	2017 ELA	2017 Math	2018 ELA	2018 Math	2017-2018 Growth
	# of students / % of students								6th Grade to 7th Grade
6th Grade	1=10/19%	1=9/17%	1=13/25%	1=10/19%	6/10%	8/14%	5/8%	8/13%	Math=57%to 67%
	2=15/29%	2=16/30%	2=19/36%	2=15/29%	9/15%	14/24%	19/31%	19/31%	6th Grade to 7th Grade
	3=20/39%	3=20/38%	3=18/33%	3=21/39%	27/46%	18/30%	25/41%	22/36%	ELA-71% to 62%
	4=7/14%	4=7/13%	4=3/6%	4=7/14%	15/25%	15/27%	12/20%	11/18%	7th Grade to 8th Grade
	5=0/0%	5=1/1%	5=0/0%	5=0/0%	0/0%	0/0%	5=0/0%	1/1%	Math=55% to 55%
Total number of students	53	52	53	52	59	59	61	61	ELA=62% to
% of Students 3,4,or 5					71%	57%	61%	55%	
	# of students / % of students								
7th Grade	1=12/21%	1=3/4%	1=11/19%	1=3/4%	6/11%	6/11%	1=9/15%	1=4/7%	
	2=14/24%	2=18/28%	2=20/34%	2=12/19%	13/25%	16/30%	2=13/22%	2=15/25%	
	3=20/35%	21/32%	3=21/37%	3=32/50%	22/42%	21/40%	3=16/27%	3=23/38%	
	4=12/21%	4=18/28%	4=6/10%	4=16/25%	9/17%	8/15%	4=19/32%	4=17/29%	
	5=0/0%	5=4/8%	5=0/0%	5=1/1%	1/1%	0/0%	5=2/3%	5=0/0%	
Total number of students	58	64	58	64	53	53	59	59	
% of Students 3,4,or 5					60%	55%	62%	67%	
	# of students / % of students								
8th Grade	1=9/14%	1=14/21%	1=20/31%	1=26/40%	6/10%	20/35%	1=5/10%	1=10/20%	
	2=16/25%	2=20/30%	2=25/39%	2=14/22%	25/44%	14/25%	2=13/27%	2=12/24%	
	3=23/35%	3=24/37%	3=13/21%	3=17/26%	13/23%	12/21%	3=21/43%	3=16/33%	
	4=13/21%	4=7/11%	4=1/10%	4=8/12%	10/18%	9/16%	4=10/20%	4=11/22%	
	0/0%	5=0	5=0/0%	5=1/1%	1/1%	0/0%	5=0/0%	5=0/0%	
Total number of students	66	65	66	65	57	57	49	49	
% of Students 3,4,or 5					42%	38%	63%	55%	
1= Did Not Yet Meet Expectations									
2= Partially Met Expectations									
3= Approaching Expectations									
4= Met Expectations									
5= Exceeded Expectations									

PCJH Class of 2018	2016 ELA(6th)	2017 ELA(7th)	Growth	2016 Math(6th)	2017 Math(7th)	Growth
	1=13/25%	1=6/11%	Down 14%	1=13/25%	1=6/11%	Down 14%
	2=19/36%	2=13/25%	Down 11%	2=19/36%	2=16/30%	Down 6%
	3=18/33%	3=22/42%	Up 9%	3=18/33%	3=21/40%	Up 7%
	4=3/6%	4=9/17%	Up 11%	4=3/6%	4=8/15%	Up 9%
	5=0/0%	5=1/1%	Up 1%	5=0/0%	5=0/0%	NC
	53	53		53	53	
PCJH Class of 2019	2016 ELA(5th)	2017 ELA(6th)	Growth	2016 Math(5th)	2017 Math(6th)	Growth
	1=7/11%	1=6/10%	Down 1%	1=8/13%	1=8/14%	Up 1%
	2=11/18%	2=9/15%	Down 3%	2=11/18%	2=14/24%	Up 6%
	3=19/31%	3=27/46%	Up 15%	3=13/26%	3=18/30%	Up 4%
	4=23/38%	4=15/25%	Down 13%	4=26/48%	4=15/27%	Down 21%
	5=0/0%	5=0/0%	NC	5=2/1%	5=0/0%	Down 1
	60	59		60	59	
PCJH Class of 2020	2016 ELA (4th)	2017 ELA (5th)	Growth	2016 Math (4th)	2017 Math (5th)	Growth
	1=3/1%	1=5/1%	NC	1=3/1%	1=3/1%	NC
	2=13/21%	2=21/36%	Up 15%	2=8/27%	2=19/32%	Up 5%
	3=21/34%	3=15/25%	Down 9%	3=22/39%	3=22/37%	Down 2%
	4=28/43%	4=18/31%	Down 12%	4=24/43%	4=14/24%	Down 19%
	5=1/1%	5=0/0%	Down 1%	5=1/1%	5=1/1%	NC
	66	59		56	59	
Performance Level	State Avg-6th-8th Grade-2016			State Avg. 6th-8th Grade- 2017		
1= Did Not Yet Meet Expectations	ELA	Math		ELA	Math	
2= Partially Met Expectations	1=14.%	1=15%		1=14%	1=17%	
3= Approaching Expectations	2=28.%	2=28.%		2=20%	2=25%	
4= Met Expectations	3=28.%	3=29.%		3=27%	3=27%	
5= Exceeded Expectations	4=32%	4=25%		4=30%	4=25%	
	5=6%	5=3%		5=6%	5=4%	

6th Grade				
		ELA		
Literary Texts	Informational Texts	Vocabulary	Writing Expression	Knowledge & Use of Conventions
1=2	1=18	1=26	1=5	1=8
2=18	2=19	2=11	2=25	2=25
3=24	3=20	3=20	3=27	3=24
		Math		
Major Content	Expressing Matmtical Reasoning	Additional & Support Content	Modeling & Application	
1=16	1=17	1=21	1=20	
2=20	2=14	2=19	2=22	
3=21	3=26	3=17	3=15	
7th Grade				
		ELA		
Literary Texts	Informational Texts	Vocabulary	Writing Expression	Knowledge & Use of Conventions
1=12	1=20	1=24	1=5	1=6
2=20	2=17	2=11	2=13	2=14
3=19	3=14	3=16	3=33	3=31
		Math		
Major Content	Expressing Matmtical Reasoning	Additional & Support Content	Modeling & Application	
1=10	1=9	1=15	1=10	
2=22	2=10	2=14	2=15	
3=19	3=32	3=17	3=20	
8th Grade				
		ELA		
Literary Texts	Informational Texts	Vocabulary	Writing Expression	Knowledge & Use of Conventions
1=18	1=13	1=27	1=7	1=6
2=15	2=20	2=10	2=7	2=13
3=22	3=22	3=18	3=41	3=36
		Math		
Major Content	Expressing Matmtical Reasoning	Additional & Support Content	Modeling & Application	

<b>1=8</b>	<b>1=11</b>	<b>1=14</b>	<b>1=9</b>
<b>2=10</b>	<b>2=11</b>	<b>2=10</b>	<b>2=10</b>
<b>3=37</b>	<b>3=33</b>	<b>3=31</b>	<b>3=36</b>
<b>Sub Group Levels</b>			
<b>1=Met or Exceeded Expectations, a Score of 4 or 5</b>			
<b>2=Approached Expectations, a Score of 3</b>			
<b>3=Did Not Yet Meet or Partially Met Expectations, a Score of 1 or 2</b>			

# October Board Report

PRINCIPAL: RONDA CROSS

---

## **PCPS Enrollment:**

PreK - 78

K - 49

1 - 67

2 - 50

## **CALENDAR EVENTS:**

- **Oct. 31 Halloween Parade**
- **Nov. 2 1<sup>st</sup> Trimester Ends**
- **Nov. 9 1<sup>st</sup> Trimester Report Cards Distributed**
- **Nov. 13 Family Reading Night (5-7:30)**

## **AIMSweb Plus Benchmarking:**

The AIMSweb benchmarking data for Kindergarten through 5<sup>th</sup> grade is located within your Board packet. This data will serve as our baseline for the school year. Teachers will have two more benchmarks they perform with students and adjust their curriculum or support services for students through Response to Intervention (Rti).

## **Grant Update:**

The Title I consolidated grant has been submitted and approved by the ISBE. Next steps will be completing the quarterly reports and another compliance document. Each building conducts their own school improvement process for curricular changes and does so throughout the school year.

The Preschool for All grant was submitted to ISBE at the end of September. There has not been any action or response to the proposal as of yet. This will be our first time getting the budget grant approved since the new Response for Proposal (RFP). I'm not sure what to expect since there was not any guidance on how to reduce the deliverables by \$40,000 because we were underfunded. I will work with Mr. Carlson and ISBE if there are any concerns moving forward.

---

## **FFA ANIMAL FAIR**

**It was another great year with the FFA Animal Fair. The students absolutely love seeing the animals and doing some hands-on activities Mr. Heiser and his students have created for the Primary School students. (See next page for priceless pictures!)**



# Surfers of the Week!



**Sept 14th - Fayte Michaels & Hudson Heiberger**



**Sept 21st - Jacob Borri, Ayden Dienst, & Joselyn Lopez**



**Sept 28th - Addi Goetz, Ariana McMullen, Brooklyn Gorski, & Mrs. Danekas**



**Oct 4th - Beckett Kays, Brayden Kierski, Hannah Heiberger, Avery Borio & Mrs. Downey**

## State Funding Update 10/18/18

The state still owes in the following categories

The District did receive payment for the 4<sup>th</sup> quarter categorical sections for fiscal year 2018.

The state still owes in fiscal year 2019

Special Education	\$28,212.93
Transportation	\$134,343.82
Driver's Ed	\$3,228.86
<u>Illinois Free Lunch</u>	<u>\$135.20</u>
	\$165,920.81

Investment Report  
October 15, 2018

The next CD comes due at the beginning of November. We will be putting that CD out for bid prior to it expiring. We will have a recommendation based on the bids received for our November board meeting.

## Transportation Report

### October 15, 2018

I conducted our monthly administrative team meeting on Tuesday, October 9, 2018. We have not had any major issues reported in the past month. The construction projects on the railroad crossings in the county have slightly impacted many of the routes. We appreciate the patience of our community on having slight time changes on bus stops. The beneficial part of all of this is that our railroad crossings were in serious need of repair. My perspective on this matter is that this would have been a great summer project and not one that takes place during school and harvesting season. I know we don't have much say on the matter but we are working around their schedule. The District and bus company were not notified much in advance of this project unlike the project that took place on Route 18 about a year ago. The bus company has communicated that they are struggling with recruiting additional drivers. Much like there is a teacher shortage, many districts and busing companies share that the quantity and quality of bus driver applications remain very low. It is also that time of year that we will be working on preparing for possible weather and the communication chains during the winter months. I am proud to report that things are going very well.



**SIEMENS**  
*Ingenuity for life*

# Siemens – Your Strategic Education Partner

Confidential © Siemens 2018

Gregory Williams – Building Performance & Sustainability Manager

# Agenda

**Risk Mitigation**

**PPA vs. Owning/Leasing**

**Utility Bills 101**

**Utility Analysis – System Sizing**

**Project Financials**

**Educational Opportunities**

**If Desired – Demand Profiles**

**Q&A**

# Introductions

125



**Greg Williams – LEED® AP**  
**Building Performance & Sustainability Manager**

**Responsible for 3.8MW of Installed Solar Projects in IL/MO**



**Kyle Krockenberger**  
**Energy Engineer**

**Designed More than 4MW of Solar Projects in IL/MI/MO**

# A Siemens PPA Mitigates Risk Like No Other



## Siemens PPA

### We Worry About:

- Design
- Installation
- Project Financing
- Interconnection
- Permitting
- Regional Office of Education
- Maintenance
- Insurance
- Panel Replacement
- Inverter Replacement
- Billing
- Maximizing Production
- Education
- Public Relations/Publicity

### You Worry About:

- Educating Kids
- Paying Invoice for Production

# A Siemens PPA Mitigates Risk Like No Other



1. **Solar PPA is a 20+ Year Asset - Siemens has been in business since 1800's, we'll be around.**
2. **We Self Finance our Projects – You deal with 1 Company**

## **Why Does This Matter?**

1. **You will never have to find additional investors for tax purposes**
2. **Single Point Accountability - Not 3 fingers pointing at each other**
3. **There will never be a question of IRS Tax Credit recapture**
4. **Our PPA has been legally vetted, no question of legality**

3. **We have installed more than 2.3GW of Solar – Experience Matters**

127

# PPA vs. Owning/Leasing

## PPA

### We Worry About:

- Design
- Installation
- Project Financing
- Interconnection
- Permitting
- Regional Office of Education
- Maintenance
- Insurance
- Panel Replacement
- Inverter Replacement
- Billing
- Maximizing Production
- Education
- Public Relations/Publicity

### You Worry About:

- Educating Kids
- Paying Invoice for Production

# PPA vs. Owning/Leasing



## Own/Lease

### We Worry About:

- Design
- Installation
- Project Financing
- Interconnection
- Permitting
- Regional Office of Education

### You Worry About:

- Educating Kids
- Maintenance
- Insurance
- Panel Replacement
- Inverter Replacement
- Billing
- Maximizing Production
- Education
- Public Relations/Publicity

# PPA vs. Owning/Leasing

SIEMENS

**Labor Material**

**Infrared Scan**

Prior to de-energization perform infrared scan of racks, LV switchgear and cooling systems (terminations compartments if accessible for scanning)

**Pre Inspection Tasks**

- Check the System visually / Check contamination level
- Make a back-up of the parameters
- Check the connections/terminals visually
- Check the cables visually
- Check the insulation materials visually
- Check visually the components for signs of corrosion or overheating
- Check the function of emergency-stop
- Clean the whole frequency converter after all maintenance actions

**Power Section Tasks**

- Check main circuit breaker visually and functional test
- Check Sinacore Module
- Check Inductors
- Check torque on terminal connections and (A/B/L)

**Transformers Tasks**

- Visual inspection of auxiliary xfmr enclosure for corrosion/contamination
- Check the cables visually
- Check termination for evidence of overheating

**Control Section Tasks**

- Check contamination level of components
- Check function of IGBT stack
- Check current transformers with CT testbox
- Check that all Ethernet cables are connected tight
- Check that all PLC cards are connected tight
- Check that all power supply cables at the Gate Drive Board are connected tight
- Check all the terminal blocks are connected tight
- Check all contactors
- Check the HVIO cables are tight
- Check operation of all safety devices (emergency stop, door switches)

**Frequency**

Annually

Annually

Annually

Annually

Annually

Annually

Annually

Annually

Annually

Annually

Annually

Annually

Annually

Annually

Annually

Annually

Annually

Annually

Annually

Annually

Annually

Annually

Annually

Annually

Annually

Annually

Annually

Annually

Annually

Annually

Annually

Annually

**Software / Parameters**

- Back up software / parameters / logs Annually
- Any software / parameters upgrade performed Annually

**Fans**

- Check contamination level Annually
- Check the function during operation Annually
- Check / Replace the filters in the doors (if environment requires customer to replace filters every 6 months) Annually

- Check for signs of corrosion or evidence of excess condensation Annually

- Check Battery Management System for alarms, replace battery modules as required Annually

- Back up software / parameters / logs Annually
- Any software / parameters upgrade performed Annually

- Check main circuit breaker visually and functional test Annually
- Check Sinacore Module Annually
- Check Inductors Annually
- Check torque on terminal connections and (A/B/L) Annually

- Visual inspection of auxiliary xfmr enclosure for corrosion/contamination Annually
- Check the cables visually Annually
- Check termination for evidence of overheating Annually

- Check contamination level of components Annually
- Check function of IGBT stack Annually
- Check current transformers with CT testbox Annually
- Check that all Ethernet cables are connected tight Annually
- Check that all PLC cards are connected tight Annually
- Check that all power supply cables at the Gate Drive Board are connected tight Annually
- Check all the terminal blocks are connected tight Annually
- Check all contactors Annually
- Check the HVIO cables are tight Annually
- Check operation of all safety devices (emergency stop, door switches) Annually

- Perform de-energized trip of breaker three times and verify mechanically operating correctly Annually

- Fire Suppression System Annually
- Note pressure gauge readings of fire suppression system

- PM Annually

**Electrical Services E-House and Battery Storage Sub Total**

**OTHER Solar Maintenance**

- Combiners - Inspect and torque - 2 days
- Panels
- Canopies
- Utility grade meters in ehouse and electrical distribution rooms

O&M/Insurance

1MW System - \$18k-\$30k/yr

Increases 3% annually

## 1. Extend Power Purchase Agreement

Tier 1 Panels are warrantied to produce at 80-85% for 25 Years – 40+ Yr Asset

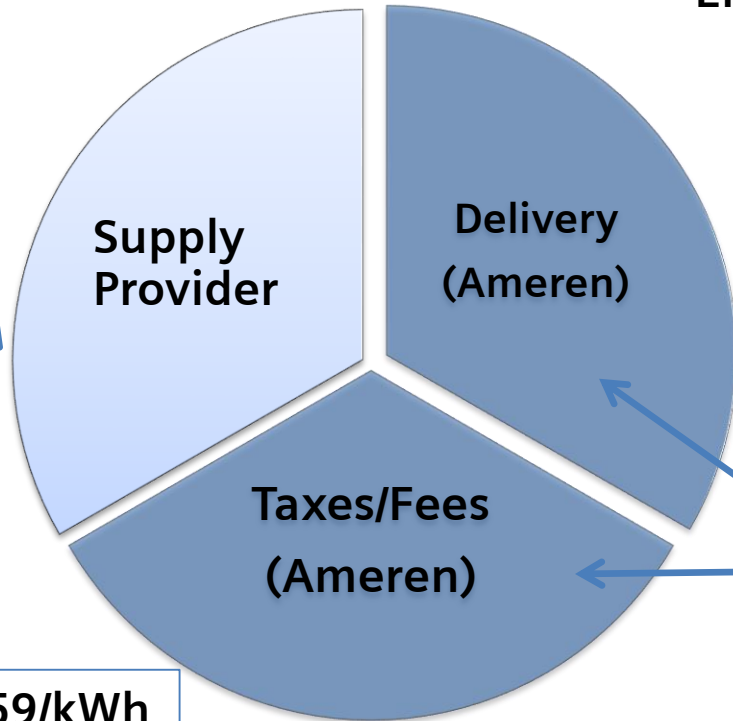
## 2. Purchase arrays for Fair Market Value

- FMV cannot be stated, or else it becomes an Operating Lease and must be reported as a Debt.

## 3. End Agreement – Siemens removes equipment

# Utility Bills 101

Electricity Invoices Have 3 Components



Varies between schools, avg = \$0.035-\$0.04/kWh

Currently \$.059/kWh

# Utility Bills 101 – Net Metering

Ameren has different rate structures

- DS1 – Residential Delivery Service
- DS2 – Small General Service
- DS3 – General Delivery Service
- DS4 – Large General Delivery Service
- DS5 – Lighting Service

• Credits 1-1 at full kWh

• Credits “Avoided Cost” –  
Ameren’s Delivery + Wholesale  
rate (approx. \$.065/kWh)

To Change Rate from DS3 to DS2 – Demand cannot exceed 150kW twice in consecutive months  
Once in DS2 rate structure – you will receive 1-1kWh credit = better savings

# Utility Analysis



134

Intermediate	
kWh	Total Cost
29,236	\$ 3,344.00
37,379	\$ 4,138.00
40,083	\$ 4,352.00
45,597	\$ 4,714.00
44,071	\$ 4,688.00
42,482	\$ 4,514.00
37,362	\$ 4,013.00
26,925	\$ 2,952.00
26,157	\$ 2,929.00
27,713	\$ 2,378.00
26,096	\$ 2,855.00
28,096	\$ 2,739.00
411,197	\$ 43,616.00
<b>Avg \$/kWh</b>	<b>0.106070813</b>

ES	
kWh	Total Cost
10,880	\$ 1,398.77
10,320	\$ 860.83
6,400	\$ 733.73
8,320	\$ 944.96
12,720	\$ 1,265.51
14,560	\$ 1,448.57
13,520	\$ 1,123.51
14,080	\$ 1,170.51
13,920	\$ 1,177.66
15,920	\$ 1,322.95
14,480	\$ 1,203.28
15,440	\$ 1,282.47
150,560	\$ 13,932.75
<b>Avg \$/kWh</b>	<b>0.092539519</b>

**District Aggregate**  
**Total kWh Consumed:**  
**1,611,364 kWh**

**Average kWh Cost:**  
**\$.0928/kWh**

HS	
kWh	Total Cost
53,955	9545
61,008	3616
49,653	4275.527
59,124	4965.316
62,348	5294.532
80,308	10243
42,190	3562.21
62,512	5217.208
68,765	5999
71,228	5240.32
64,327	5277.33
66,440	5444.96
741,858	\$ 68,680.40
<b>Avg \$/kWh</b>	<b>0.092578907</b>

JHS	
kWh	Total Cost
23,738	\$ 655.00
23,952	\$3,347.00
18,949	\$2,118.00
21,337	\$1,148.00
26,654	\$1,410.00
27,249	\$1,424.00
24,363	\$2,034.00
28,493	\$2,359.00
28,346	\$2,341.00
30,103	\$1,987.00
26,576	\$2,172.00
27,989	\$2,291.00
307,749	\$ 23,286
<b>Avg \$/kWh</b>	<b>0.075666</b>

# Project Details

- **793kW Aggregate – 1,040,600 kWh Annual Production**
  - **Reduced in size due to rate class & Building Demand Profile**
- **63 % of overall consumption**

## Also of Note:

**These are PRELIMINARY sizes and can change during full Project Development**

**Sizes are Conservative – If District wants to be more aggressive and economics dictate larger arrays, we can increase.**

## Assumptions (For all Financials):

- **Utility Rate – 3% Annual Increase**
- **PPA Rate – 3% Annual Increase**

# Putnam County Intermediate – 275kW Ground Mount

**SIEMENS**  
*Ingenuity for Life*



- Once installed, this school will receive approximately **83%** of annual power from renewable source

HelioScope

Confidential © Siemens 2017

October 11, 2018

14

# Putnam County HS – 200kW Ground Mount



- Once installed, this school will receive approximately 37% of annual power from renewable source

137

# Putnam County ES – 114.9kW Solar Array



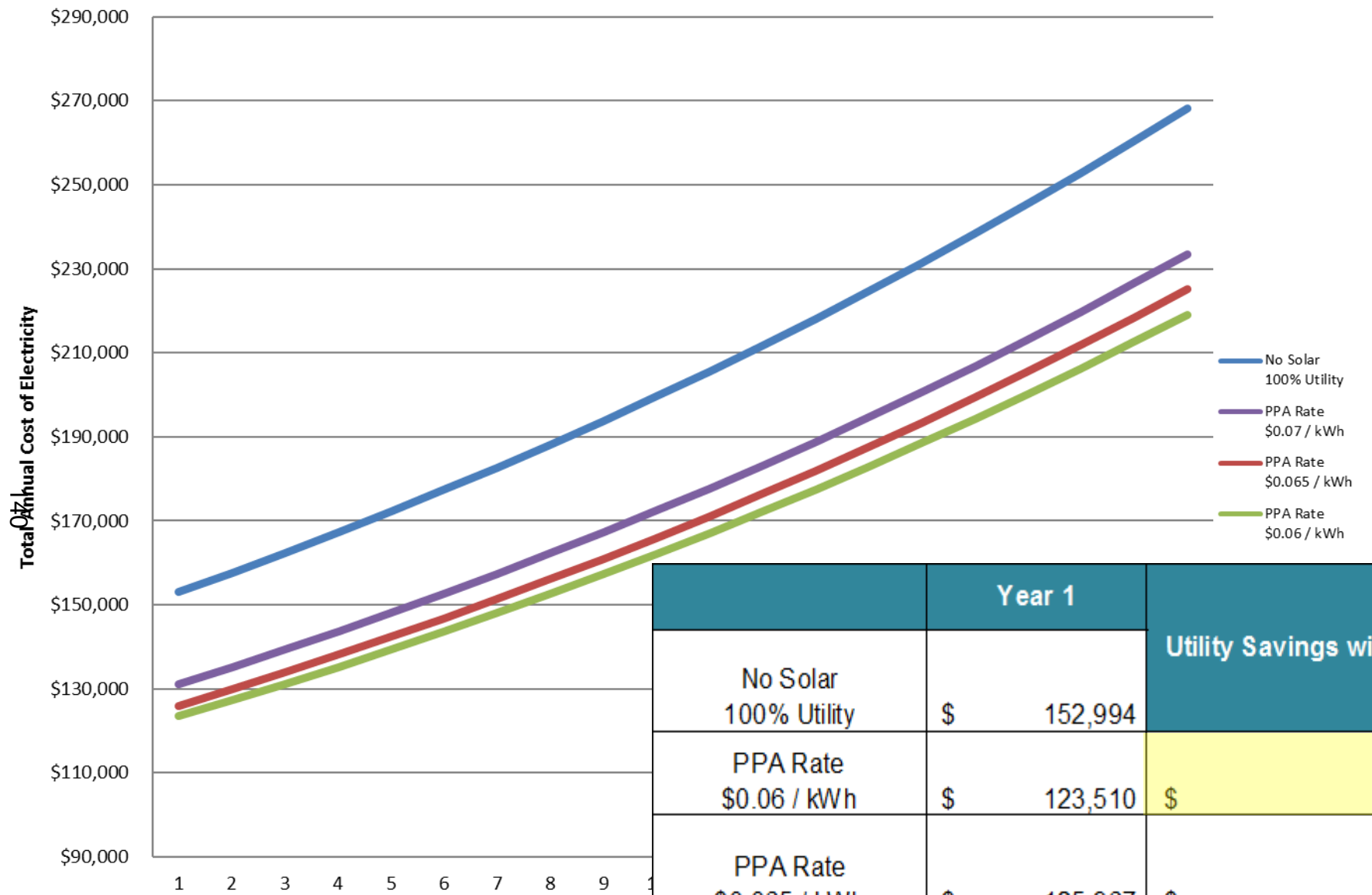
- Once installed, this school will receive approximately **92%** of annual power from renewable source

# Putnam County JHS – 203kW



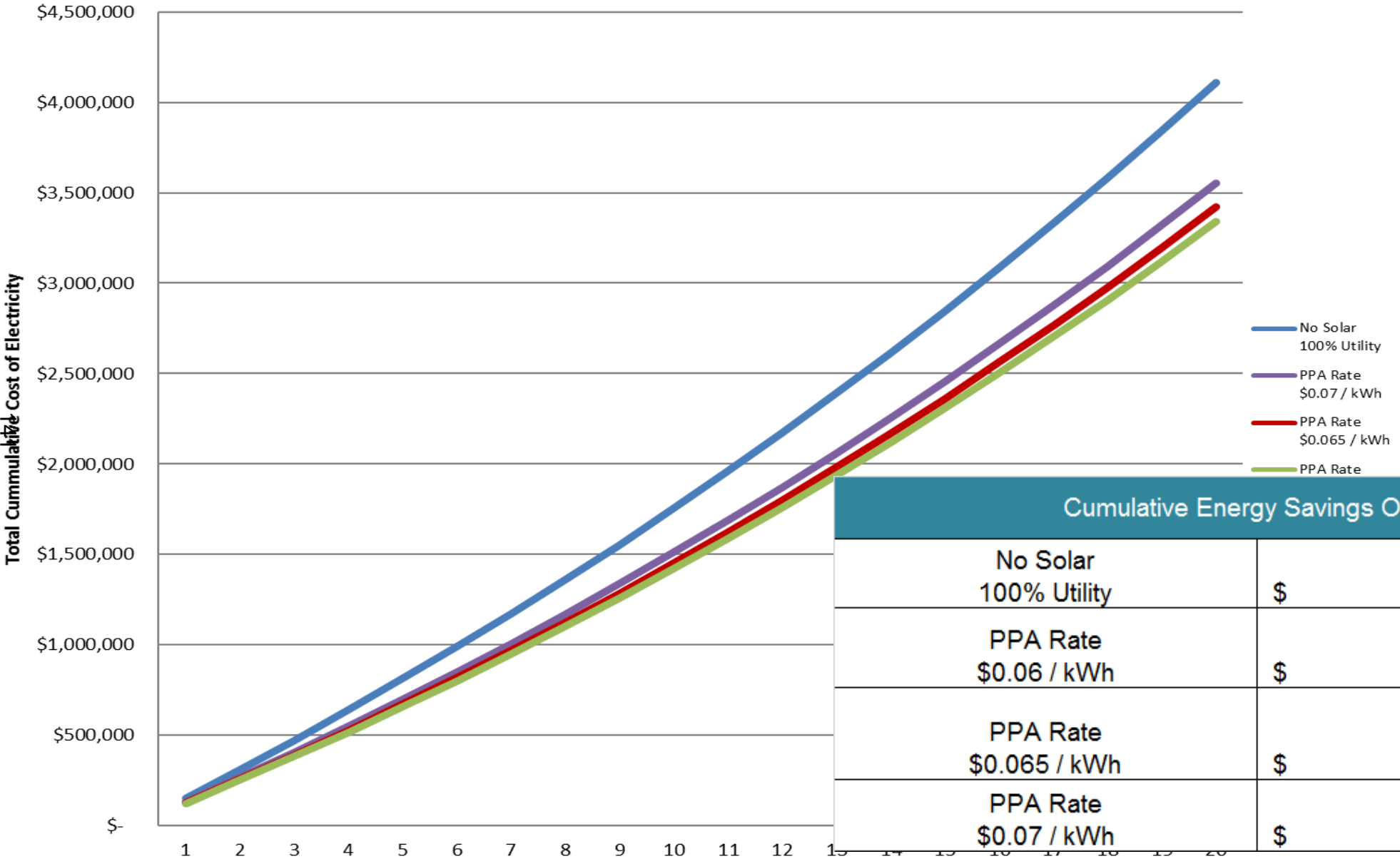
- Once installed, this school will receive approximately **84%** of annual power from renewable source

# Annual Electric Utility Spend



	Year 1	Utility Savings with Solar		Year 20	Utility Savings with Solar
No Solar 100% Utility	\$ 152,994			\$ 268,276	
PPA Rate \$0.06 / kWh	\$ 123,510	\$ 29,484		\$ 219,053	\$ 49,223
PPA Rate \$0.065 / kWh	\$ 125,967	\$ 27,027		\$ 225,190	\$ 43,087
PPA Rate \$0.07 / kWh	\$ 131,170	\$ 21,824		\$ 233,484	\$ 34,792


# Cumulative Electricity Cost Over Time



Cumulative Energy Savings Over 20 Years			
No Solar 100% Utility	\$	4,111,010	Savings
PPA Rate \$0.06 / kWh	\$	3,339,978	\$ 771,032
PPA Rate \$0.065 / kWh	\$	3,421,658	\$ 689,352
PPA Rate \$0.07 / kWh	\$	3,554,366	\$ 556,644

October 11, 2018

## Installation of 793kW Solar Project



Remove 774 Metric Tons of CO<sub>2</sub>

### Equivalent of Removing


### Equivalent to Planting

142

 **166**


 Passenger vehicles driven for one year

-or-

 **1,898,118**

 Miles driven by an average passenger vehicle

 **83.6**

 homes' energy use for one year

 **20,070**

 tree seedlings grown for 10 years

-or-

 **912**

 acres of U.S. forests in one year

# Triple Bottom Line – People, Planet, Profit



**Economic – Significant Utility Savings**

**Environmental – Significant CO<sub>2</sub> Reduction**

**Social – Significant Educational Benefits**

# Educational Benefits



- **Building as Learning Labs**
- **Access to renewable energy professionals – Green Energy Days**
- **Siemens Sustainability Education Foundation**
- **SustainU**



**SIEMENS**

*Ingenuity for life*

SustainU

Inspiring ingenuity in K12 education

[usa.siemens.com/k12](http://usa.siemens.com/k12)

# Sustain U



Programs for Grades K-8				STEAM Learning	Sustainability Learning	For Grades
<b>PowerSave Advantage Program</b> Developed in partnership with The Alliance to Save Energy, this year-long program focuses on energy literacy, behavior modification, and student leadership.						4-8
<b>Solar Engineer Level 1</b> Siemens Engineers will bring in solar hydrogen classroom instructional kits and complete various challenges with students – showing them what it takes to be a true Solar Engineer! The students will also receive a take home quiz, certificate of completion, magnet, and more.						4-8
<b>Waste Management Level 1</b> Waste Management is the collection, transport, processing or disposal, managing, and monitoring of waste materials. This classroom instruction kit teaches students the fundamentals of recycling, and the purpose and overall impact that waste has on the environment. Classroom kits include several promotional materials for the school, such as recycling bin covers.						4-8
<b>Wind Engineer Level 1 (grades 4-8)</b> Siemens Engineers will bring wind turbine classrooms. Students build turbines with purpose of different pieces, and the effect of using wind energy. This challenge also includes a certificate of completion, magnet, and more.						

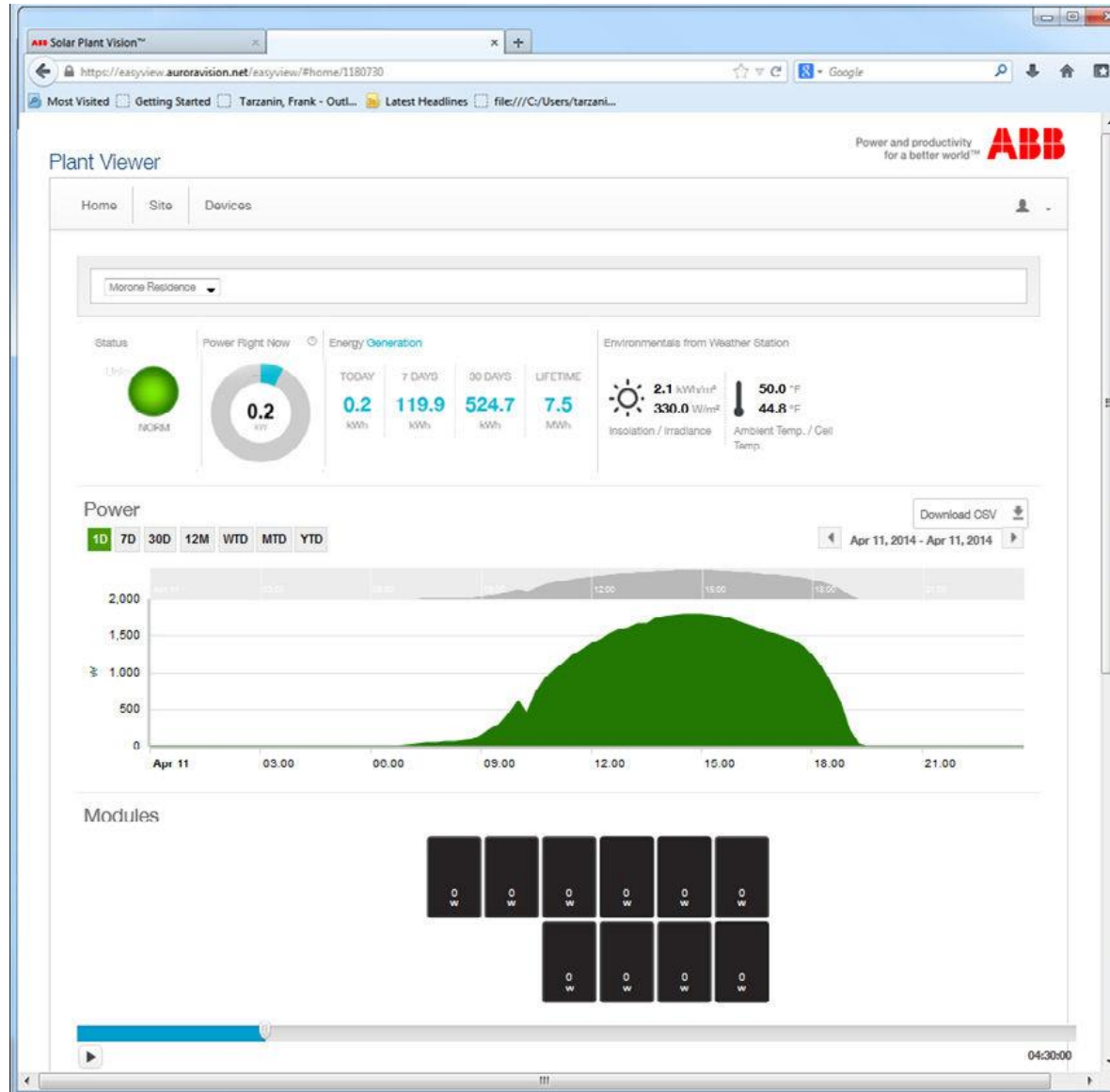
	STEAM Learning	Sustainability Learning	For Grades
and ect			9-12
waste ence			9-12
and ools			9-12

Programs for Educators				STEAM Learning	Sustainability Learning	For Grades
<b>All-Star Educators- Resources for Teachers</b> This online portal provides resources for teachers including exclusive professional development opportunities with partners TIES, Northwestern U, KidWind and more!						K-12
<b>District-wide STEAM Strategic Planning</b> Our team will provide customized planning to create a STEAM program for your district- you dream it, we can build it!						K-12

# Solar Dashboards Tell Your Story

**SIEMENS**  
*Ingenuity for life*



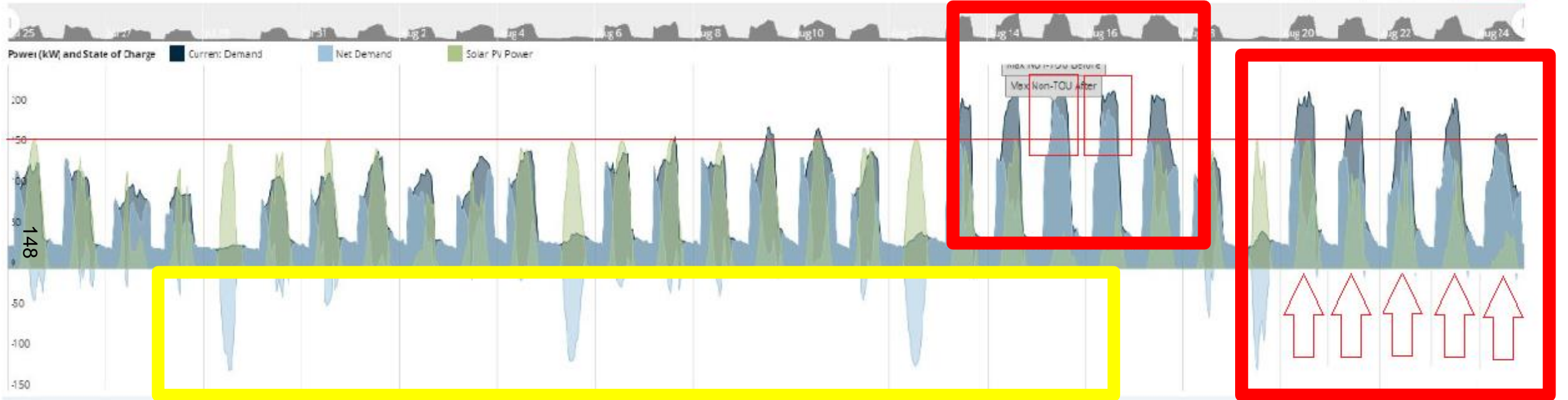
147

# High School Demand Profile – Economics of smaller sizes

July 2018

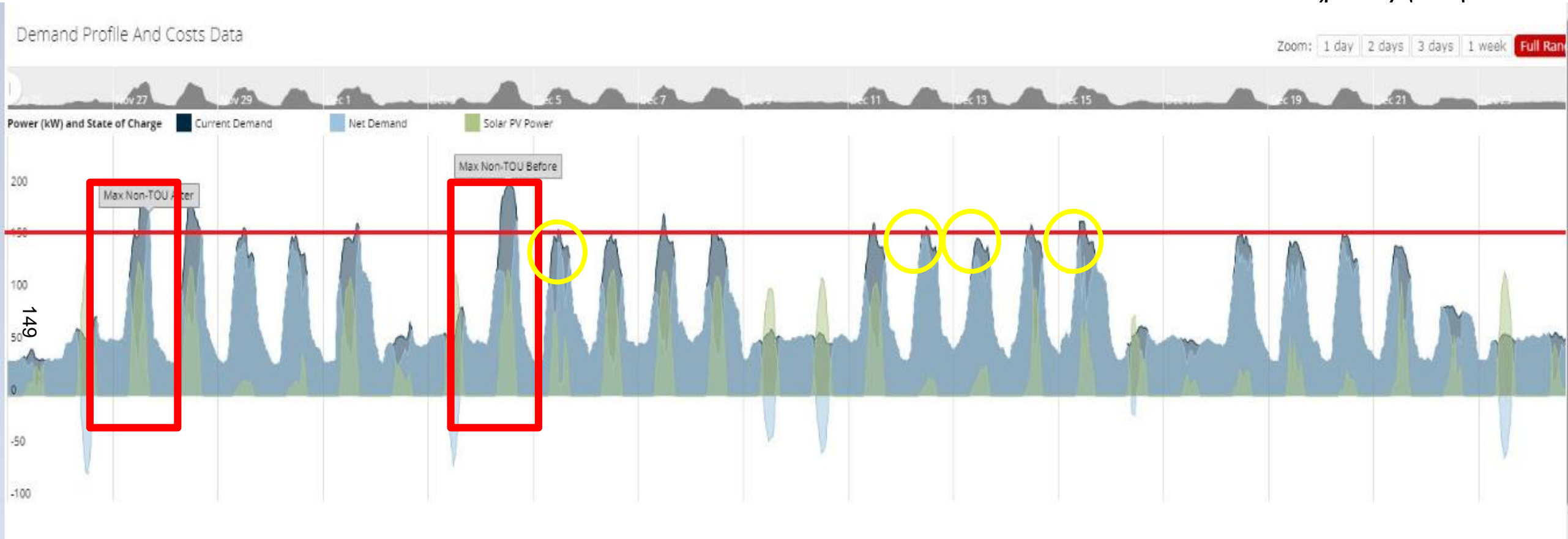
Demand Profile And Costs Data

Zoom: 1 day 2 days 3 days 1 week Full Range

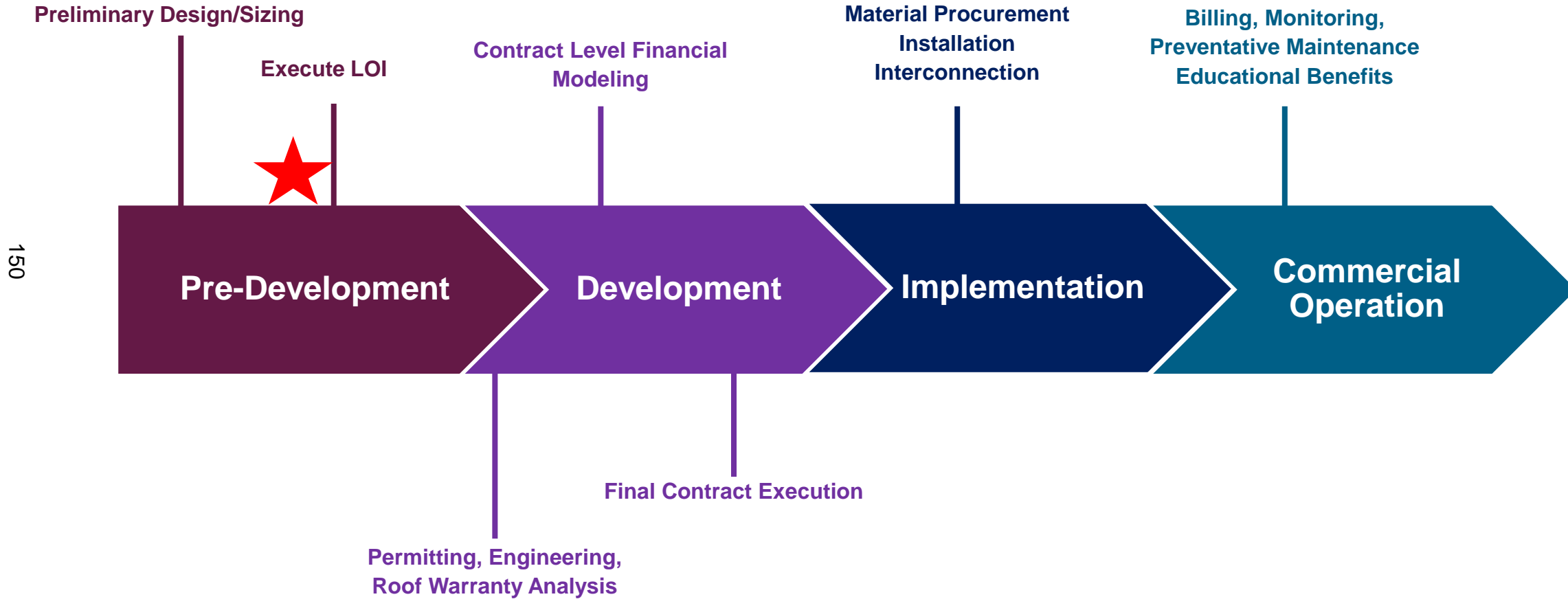


**Remember - To get from DS3 to DS2, Demand must not exceed 150 KW**

# High School Demand Profile – Economics of smaller sizes



# SOLAR POWER PURCHASE AGREEMENT PROJECT LIFECYCLE



# Why Solar with Siemens?



1. **Solar PPA is a 20+ Year Asset - Siemens has been in business since 1800's, we'll be around.**
2. **Siemens is single source for District. We invest in our own projects.**
3. **We Invest in your District - Significant educational benefits**
4. **Publicity/Public Relations – We help to tell your story**
5. **Experience - Siemens has installed more than 2.3 gigawatts of Solar**

151

# Questions & Answers



## Gregory Williams

Building Performance and Sustainability Manager

Phone: (314)406-1862

E-mail: [gregory.williams@siemens.com](mailto:gregory.williams@siemens.com)



Putnam County Community Unit School District #535  
400 E Silverspoon Ave  
Granville, Illinois 61326

Board of Education  
Regular Meeting  
6:30 p.m., June 18, 2018  
Media Center Putnam County Primary School

Vice President Mr. Copeland called the meeting to order at 6:30 p.m.

CALL TO ORDER

The meeting continued with the Pledge of Allegiance.

PLEDGE OF ALLEGIANCE

The following members were present to answer roll call: Mrs. Baker, aye; Mr. Copeland, aye; Ms. Glenn, aye; Mr. Mallery, aye; and Mrs. Shore, aye. Mr. Gibson and Mr. Judd were absent.

ROLL CALL

Under Audience Participation add Retiree Recognition and add letter H under new business Renewal of Bus Contract of 18 passenger bus.

ADJUSTMENTS TO THE AGENDA

Mr. Carlson presented Nancy Berger with a crystal apple for her retirement. The board of education and Mr. Carlson congratulated Mrs. Berger for her 20 years of teaching service in the district. Also honored was Sherrie Etscheid on her retirement at the end of June. Sherrie was not able to attend the meeting but was thanked by Mr. Carlson and the board for her years of service as a custodian in the district.

AUDIENCE PARTICIPATION/ HEARING OF DELEGATIONS

Mr. Lenny VanWingerden from Land's Energy made a presentation to the board regarding energy costs for the district. He explained different options available to the district. He gave a handout that had rates through the company Calpine.

Mr. Greg Williams and Kyle Crackenberger from Siemens gave a solar presentation to the board on another solar energy option for the board to consider.

Mr. Laramie Storm from BluePoint/Seconds Matters presented to the board on school safety using technology.

There was no correspondence.

CORRESPONDENCE

Mr. Mallery moved and Mrs. Baker seconded the motion to approve the consent agenda: regular and executive session minutes of May 21, 2018; regular and executive session minutes of special meeting on June 2, 2018; bills for June 2018; financial reports for May 2018; Treasurer's Report for May 2018. On roll call the members voted as follows: Mr. Copeland, aye; Ms. Glenn, aye; Mr. Mallery, aye; Mrs. Shore, aye; and Mrs. Baker, aye. Motion carried.

CONSENT AGENDA

The principals' reports are posted on BoardBook.

PRINCIPALS' REPORTS

Transportation report: Mr. Carlson reported that the Administrative Team finalized the busing needs for summer school. Through the bidding process, Johannes was the lowest bid. The cost sheets are provided in Boardbook.

SUPERINTENDENT REPORT

State funding: \$240,282.25 owed to district. Mr. Carlson reported that at this time last year \$609,721.23 was owed to the district. He will continue to monitor this situation.

Investment update: No update.

Budget update: Mr. Carlson reported that overall the budget is looking very good.

PUTNAM COUNTY BOARD OF EDUCATION

June 18, 2018

Page 2

However, keeping an eye on a solid budget is critical. He will keep the board updated as the district moves forward.

SUPERINTENDENT  
REPORT CONT'D.

There were no FOIA requests.

OLD BUSINESS

Ms. Glenn moved and Mrs. Baker seconded a motion to keep the policy as is regarding Preschool Bus Routes. The policy states there must be at least 3 Preschool students in order to have a bus stop at a daycare. On roll call the members voted as follows: Mr. Mallery, abstained; Mrs. Shore, aye; Mrs. Baker, aye; Mr. Copeland, abstained; Ms. Glenn, aye. Motion failed. The policy will remain as is.

Mrs. Baker moved and Mr. Mallery seconded a motion to award the PCSD bus contract to Johannes. This is a 3-year contract and was the lowest bid. On roll call the members voted as follows: Mr. Copeland, aye; Ms. Glenn, aye; Mr. Mallery, aye; Mrs. Shore, aye; Mrs. Baker, aye. Motion carried.

Ms. Glenn moved and Mrs. Shore seconded a motion to approve the Recusal Policy as presented by the Policy Committee and Attorney Dennis Weedman. Mr. Mallery then made a motion to Amend the Recusal Policy. There was no second. Motion failed. On roll call vote the members voted as follows on the original motion: Mrs. Baker, aye; Mr. Copeland, aye; Ms. Glenn, aye; Mr. Mallery, aye; and Mrs. Shore, aye. Motion carried.

Press Plus Issue 98 was presented for 1<sup>st</sup> reading.

NEW BUSINESS

Mr. Mallery moved and Mrs. Shore seconded the motion to accept the firm bid from Prairie Farms Dairy, Streator, for the 2018-2019 school year. On roll call the members voted as follows: Mrs. Baker, aye; Mr. Copeland, aye; Ms. Glenn, aye; Mr. Mallery, aye; and Mrs. Shore, aye. Motion carried.

Mrs. Baker moved and Mrs. Shore seconded the motion to increase lunch and breakfast prices by 10 cents and maintain the milk by price at 40 cents at all 4 buildings. On roll call the members voted as follows: Mrs. Baker, aye; Mr. Copeland, aye; Ms. Glenn, aye; Mr. Mallery, aye; and Mrs. Shore, aye. Motion carried.

Mrs. Shore moved and Ms. Glenn seconded the motion to approve the Prevailing Wages of June 2018. On roll call the members voted as follows: Mrs. Baker, aye; Mr. Copeland, aye; Ms. Glenn, aye; Mr. Mallery, aye; and Mrs. Shore, aye. Motion carried.

Ms. Glenn moved and Mrs. Baker seconded the motion to approve the Wellness Policy for the 2018-2019 school year. All ayes, motion carried.

Mrs. Baker moved and Mrs. Shore seconded the motion to approve the Title I District Plan. All ayes, motion carried.

Mr. Mallery moved and Ms. Glenn seconded the motion to approve the Liberty Mutual property/liability and workers comp insurance renewal in the amount of \$82,576. On roll call the members voted as follows: Mrs. Baker, aye; Mr. Copeland, aye; Ms. Glenn, aye; Mr. Mallery, aye; and Mrs. Shore, aye. Motion carried.

Mrs. Shore moved and Mrs. Baker seconded the motion to renew the contract for the 18 passenger bus with Midwest Transit Equipment with a 2-year Lease with an annual payment of \$13,342. On roll call the members voted as follows: Mrs. Baker, aye; Mr. Copeland, aye; Ms. Glenn, aye; Mr. Mallery, aye; and Mrs. Shore, aye. Motion carried.

At 8:42 p.m. Ms. Glenn moved and Mrs. Baker seconded the motion to adjourn to

EXECUTIVE  
SESSION

PUTNAM COUNTY BOARD OF EDUCATION

June 18, 2017

Page 3

executive session for the appointment, employment, compensation, discipline, performance, or dismissal of specific employees of the district and school safety concerns, and updates in the district. All ayes, motion carried.

At 9:23 p.m. Ms. Glenn moved and Mrs. Baker seconded the motion to return to open session. All ayes; motion carried.

Discussion was held regarding minutes being taken during Committee meetings. Mr. Mallery brought up the potential of violation of the Open Meetings Act if the board does not have minutes taken at the committee meetings. DISCUSSION

Mr. Mallery moved and Mrs. Shore seconded the motion to approve maternity leave for Kayla Harris. All ayes, motion carried. PERSONNEL

Mr. Mallery moved and Mrs. Baker seconded the motion to hire Denise Ossola to fill Kayla Harris’s maternity leave. On roll call the members voted as follows: Mrs. Shore, aye; Mrs. Baker, aye; Mr. Copeland, aye; Ms. Glenn, aye; and Mr. Mallery, aye. Motion carried.

Mrs. Shore moved and Mr. Mallery seconded the motion to accept, with regret, the following resignations: Monica McGill, Primary PreK Special Ed teacher, and Chris Walker as High School Varsity Softball coach. All ayes, motion carried.

**Mrs. Shore moved and Ms. Glenn seconded a motion to have Security Laminate film installed on the main windows and all doors at all 4 buildings by TruArmor at a cost of \$43,752.25 and install Blue Point/Seconds Matter pull stations and necessary updated tech needed at a cost of \$175,000.00 with an annual service fee of \$1,200.00 which covers all four buildings.** On roll call members voted as follows: Mrs. Baker, aye; Mr. Copeland, aye; Ms. Glenn, aye; Mr. Mallery, aye, and Mrs. Shore, aye. Motion carried.

At 9:34 p.m. Ms. Glenn moved and Mrs. Baker seconded the motion to adjourn. All ayes, motion carried. ADJOURN

Respectfully submitted,

Megan Goetz, Board Secretary

APPROVED \_\_\_\_\_  
BOARD PRESIDENT DATE

\_\_\_\_\_  
BOARD SECRETARY DATE

## Recommendation to Approve Closing a Checking Account and moving Funds to the Money Market Account

As superintendent, I recommend to approve closing the checking account and moving funds to the money market account

### Rationale

- For several years, the checking accounts moved yearly from one bank to another. Since that time, it was deemed more efficient to reduce the number of checking accounts and thus the District has been utilizing one primary account that is housed in First State Bank in McNabb. The current checking account, which has not been used in the last few years, has \$46,456.74 as of September 30, 2018. It would be more beneficial for the district to close this inactive account, move the funds to the money market account, and at least have the ability to draw interest on those funds.
- I recommend approval of closing the checking account and moving funds to the money market account.

### District Goal

Maintain strong fiscal responsibility in the Putnam County School District.



*Where all students will learn and succeed, and all means ALL*

## **Putnam County Junior High School**

Michael Olson, PCJH Principal

### **Recommendation to Hire for 2018-2019 School Year**

**I recommend the following person for the following position for the School Year at PCJH:**

- **John Husser as 5th Grade Boys Basketball Coach.**
- **I interviewed John and he has a strong understanding of the expectations of 5th Grade Basketball at Putnam County.**
- **He has coached for many years in youth baseball and basketball.**
- **He wants to teach fundamentals, teach sportsmanship, keep boys interested in playing, and have them all contribute and have fun during the season.**
- **He has the information on the coaching class and concussion awareness and is awaiting approval to start that process.**

**Submitted by Mike Olson, PCJH Principal-- October, 15, 2018.**

**Mike,**

**If it's okay I'd like to send you a few Resume details via email.**

**Education:**

**1997, Illinois Valley Community College, Associate of Applied Science, Computer Aided Engineering and Design**

**1999, Southern Illinois University, Bachelor of Science, Industrial Technology**

**Work History:**

**2003-Present**

**Engineering Specialist, Caterpillar, Inc., Mossville, IL**

**Involved in the mechanical design of electronic components such as engine controllers, power inverters, displays, and sensors**

**Youth Coaching Experience:**

**Baseball**

**2018, Head Coach, Bi-County Little League, Minor League Boys (Age 9-10), 2nd Place finish in year end tournament**

**Head Coach, Bi-County Little League, District 20 All Star Team (Age 8-10), 2-2 record in tournament**

**Basketball**

**2017, Head Coach, Princeton Metro Centre, Winter Recreational League Team (3rd/4th Grade)**

**2018, Head Coach, Princeton Metro Centre, Winter Recreational League Team (3rd/4th Grade)**

**If this is adequate, please let me know how to proceed with the online coaching and concussion awareness classes.**

**Thanks,**

**Jon**

As Superintendent, I recommend to approve hiring personnel as listed:

### Hires

- John Husser – 5<sup>th</sup> Grade Boys Basketball Coach

### Rationale

- Mike Olson, PCJH Principal, properly posted the vacancies, conducted interviews as required, and has made the following personnel recommendation. John has also completed the required coaching preparation courses as outlined by the IESA (Illinois Elementary School Association).

### District Goal

Demonstrate increased academic achievement for all students