

PUTNAM COUNTY CUSD #535  
BOARD OF EDUCATION MEETING AGENDA  
PUTNAM COUNTY PRIMARY SCHOOL - MEDIA CENTER  
March 20, 2017  
6:30 PM

“WHERE ALL STUDENTS WILL LEARN AND SUCCEED AND ALL MEANS **ALL**”

**DISTRICT GOALS:**

Demonstrate increased academic achievement for all students.  
Improve communications among all stakeholders in the Putnam County School District and communities.  
Maintain strong fiscal responsibility in the Putnam County School District.

- I. CALL TO ORDER
- II. PLEDGE OF ALLEGIANCE
- III. ROLL CALL
- IV. ADJUSTMENTS TO THE AGENDA
- V. AUDIENCE PARTICIPATION/HEARING OF DELEGATIONS
  - A. Annette Davis - State of the library
- VI. CORRESPONDENCE
- VII. CONSENT AGENDA
  - A. Approve February 21, 2017 regular and executive session minutes; approve March 6, 2017 board retreat minutes. 3
  - B. Approve District Bills 7
  - C. Approve Financial Reports 27
  - D. Approve Treasurer's Report 93
  - E. Approve IHSA Membership (action) 95
- VIII. REPORTS, UPDATES AND INFORMATIONAL ITEMS
  - A. Principals' Reports 97
  - B. Superintendent's Report
    - 1. Transportation 115
    - 2. State Funding 116
    - 3. Investment Update 117
    - 4. Energy report 118
  - C. Committee Reports (none)
- IX. OLD BUSINESS
- X. NEW BUSINESS

A. FOIA requests (none)	
B. Approve resolution to participate in the school psychologist umbrella with Oglesby/LEASE (action)	122
C. Approve 2017-2018 calendar (action)	123
D. Approve HS Band/Chorus St. Louis trip (action)	126
E. Approve Apptegy as our website design vendor (action)	131
XI. EXECUTIVE SESSION FOR THE APPOINTMENT, EMPLOYMENT, COMPENSATION, DISCIPLINE, PERFORMANCE, OR DISMISSAL OF SPECIFIC EMPLOYEES OF THE DISTRICT.	133
XII. ACTION ITEMS FOLLOWING EXECUTIVE SESSION	
A. Resolution Authorizing Non-Reemployment of a First Year, Non-Tenured Teacher (action)	
B. Resolution Authorizing the Honorable Dismissal of a full-time Educational Support Personnel (action)	
C. Rehire First Year Teachers/Licensed Personnel (action)	
1. Morgan Himelick, Helen Lenkaitis, Kimberly England, Kearsten Zielinski, Kylie Scherf, Jamie Kromm, Adam Bozarth, Bethany Newsome	
D. Rehire Second Year Teachers (action)	
1. Jacqueline Gerling, Kelly McCurry, Jared Sale, Patricia Bernardoni	
E. Rehire Third Year Teachers (action)	
1. Matthew Gimbal, J Cortny Hannon, Amy Bell, Angie Serafini, Jennifer Smith, Alisa Stewart, Angie Augspols, Kristopher Sienza	
F. Rehire and Grant Tenure (action)	
1. Kyle Anderson, Monica Frund, Chelsi Straughn, Wendy Louis, Kristin Erickson	
G. Rehire All Licensed Teaching Personnel (action)	
H. Rehire All Support Personnel (action)	
I. Rehire Administrators and Non-Union Personnel (action)	
1. Clayton Theisinger, Christopher Newsome, Michael Olson, Courtney Balestri, Ronda Cross, Brandy Baele, Marie Mignone, Ann Lamboley, Angie Fay, Megan Goetz	
J. Resignations (action)	
K. Approve retirement awards (action)	
L. Superintendent contract (action)	
XIII. ADJOURNMENT	

Putnam County Community Unit School District #535  
400 E Silverspoon Ave  
Granville, Illinois 61326

Board of Education  
Regular Meeting  
6:00 p.m., February 21, 2017  
Media Center Putnam County Primary School

President Mrs. Nauman called the meeting to order at 6:07 p.m. CALL TO ORDER

The meeting continued with the Pledge of Allegiance. PLEDGE OF ALLEGIANCE

The following members were present to answer roll call: Mr. Copeland, aye; Mr. Gibson, aye; Ms. Glenn, aye; Mrs. Nauman, aye; and Mrs. Shore, aye. Mrs. Gilbert and Mrs. Popurella were absent. ROLL CALL

Student liason Owen Mallery was added to audience participation; Solar Harvest discussion was added to the superintendent's report. ADJUSTMENTS TO THE AGENDA

North Central IL Council of Governments – Kevin Lindeman and Austin Taylor presented information on the Bureau Putnam Counties Enterprise Zone. The enterprise zone topic will be discussed at an upcoming board retreat meeting. PAES/Job Coach update: Wendy Louis and Missy Carlson gave a powerpoint presentation to the board concerning the work they are doing with placing students into community businesses to introduce and adapt these students to future work environments. Owen Mallery, student liason – PCHS Scholastic Bowl won its conference; senior night was a huge success; the Argentinian students are here and a very popular addition to the high school. AUDIENCE PARTICIPATION/ HEARING OF DELEGATIONS

Two items of correspondence were presented to the board. CORRESPONDENCE

Mr. Copeland moved and Mrs. Shore seconded the motion to approve the Consent Agenda: Regular, Executive session and Committee of the Whole meeting minutes of January 17, 2017; Treasurer's Report for the month of January, Financial Reports for the month of January, and bills for February 2017. On roll call the members voted as follows: Mr. Copeland, aye; Mr. Gibson, aye; Ms. Glenn, aye; Mrs. Nauman, aye; and Mrs. Shore, aye. Motion carried. CONSENT AGENDA

The principals' reports are posted on BoardBook. Mr. Theisinger gave a brief explanation of 3<sup>rd</sup> quarter grades following a question by Mrs. Nauman; Mrs. Balestri and Mrs. Cross presented their respective building's AIMSWeb Plus results. PRINCIPALS' REPORTS

Transportation report: Substitute driver protocols have been amended following a minor incident; Johannes was very proactive with this issue. SUPERINTENDENT REPORT  
State funding update: The state owes the district \$535,523.03 as of 1/31/17.  
Investment update: the next CD due is with North Central Bank; the current value is \$337,222.31. The CD has an APR of 0.35% and will mature on 3/5/17.  
Solar Harvest: Mr. Carlson met with Yona Lunkin on 2 occasions and proposed investigating solar energy investments a bit further. A board sub-committee was formed consisting of Jim Gibson and Laurie Glenn.

President Mrs. Nauman asked the board to consider some dates for a board retreat. March 6 and 7 are the tentative dates.

NEW BUSINESS

Mr. Gibson moved and Ms. Glenn seconded the motion to approve the CBA reference edits from PRESS Plus. One reading and one motion is allowed with these types of edits. On roll call the members voted as follows: all ayes; motion carried.

PRESS PLUS CBA  
REFERENCE EDITS

At 7:10 p.m. Mrs. Shore moved and Ms. Glenn seconded the motion to adjourn to executive session for the appointment, employment, compensation, discipline, performance, or dismissal of specific employees of the district. All ayes, motion carried.

EXECUTIVE  
SESSION

At 8:20 p.m. Ms. Glenn moved and Mr. Gibson seconded the motion to return to open session. All ayes; motion carried.

Mr. Gibson moved and Mr. Copeland seconded the motion to approve the following hiring: Kylie Judd, School Social Worker. On roll call the members voted as follows: Mr. Copeland, aye; Mr. Gibson, aye; Ms. Glenn, aye; Mrs. Nauman, aye; and Mrs. Shore, aye. Motion carried.

PERSONNEL

Ms. Glenn moved and Mr. Copeland seconded the motion to accept the resignations of Patrick McManus, JH math teacher and Rebecca Sadler, HS FACS teacher effective 2/21/17 and 2/15/17 respectively. On roll call the members voted as follows: Mr. Copeland, aye; Mr. Gibson, aye; Ms. Glenn, aye; Mrs. Nauman, aye; and Mrs. Shore, aye. Motion carried.

Mr. Copeland moved and Mrs. Shore seconded the motion to accept, with regret, the resignations of Vanessa Goslin, HS and JH art teacher and Scott Alleman, HS Ag teacher. On roll call the members voted as follows: Mr. Copeland, aye; Mr. Gibson, aye; Ms. Glenn, aye; Mrs. Nauman, aye; and Mrs. Shore, aye. Motion carried.

At 8:22 p.m. Ms. Glenn moved and Mr. Copeland seconded the motion to adjourn. All ayes, motion carried.

ADJOURN

Respectfully submitted,

Ann Lamboley, Board Secretary

APPROVED \_\_\_\_\_  
BOARD PRESIDENT DATE

\_\_\_\_\_  
BOARD SECRETARY DATE

Putnam County Community Unit School District No. 535  
Granville, Illinois 61326  
EXECUTIVE SESSION MINUTES  
February 21, 2017

CALL TO  
ORDER

President Mrs. Nauman called the meeting to order at 6:07 p.m.

ROLL CALL

The following members were present to answer roll call: Mr. Copeland, aye; Mr. Gibson, aye; Ms. Glenn, aye; Mrs. Nauman, aye; and Mrs. Shore, aye. Mrs. Gilbert and Mrs. Popurella were absent.

EXECUTIVE  
SESSION

At 7:10 p.m. Mrs. Shore moved and Ms. Glenn seconded the motion to adjourn to executive session for the appointment, employment, compensation, discipline, performance, or dismissal of specific employees of the district. The members voted as follows: all ayes; motion carried.

ITEMS  
DISCUSSED

A. Hires – Kylie Judd – School Social Worker

B. Resignations –

- Patrick McManus, JH math teacher
- Rebecca Sadler, HS FACS teacher
- Vanessa Goslin, HS and JH art teacher
- Scott Alleman, HS Ag teacher

C. Early Childhood program – possible position shifts due to imminent future changes to grant requirements or reduction in funding.

RETURN TO  
OPEN SESSION

At 8:20 p.m. Ms. Glenn moved and Mr. Gibson seconded the motion to return to open session. The members voted as follows: all ayes; motion carried.

Respectfully submitted,  
Ann Lamboley, Board secretary

BOARD PRESIDENT: \_\_\_\_\_

DATE: \_\_\_\_\_

BOARD SECRETARY: \_\_\_\_\_

DATE: \_\_\_\_\_

Putnam County Community Unit School District #535  
400 E Silverspoon Ave  
Granville, Illinois 61326

Board of Education  
Board Retreat  
6 p.m., March 6, 2017  
Media Center Putnam County Primary School

President Mrs. Nauman called the meeting to order at 6:15 p.m.

The following members were present to answer roll call: Mr. Copeland, Mr. Gibson, Mrs. Gilbert, Ms. Glenn, Mrs. Nauman, Mrs. Popurella, and Mrs. Shore. ROLL CALL

There was no audience participation. AUDIENCE PARTICIPATION

General discussion took place regarding the enterprise zone. Kevin Lindeman from North Central Illinois Council of Governments, Tammy Mahelic, PC Assessor and Kevin Kunkel, PC Treasurer were on hand to answer questions. NCICG/PUTNAM COUNTY ASSESSOR AND TREASURER

Superintendent Carlson presented information regarding Evidence Based School Funding. There was general discussion regarding the topic. EVIDENCE BASED SCHOOL FUNDING

At 9:10 p.m. Ms. Glenn moved and Mr. Gibson seconded the motion to adjourn. All ayes, motion carried. ADJOURN

Respectfully submitted.  
Ann Lambole, Board Secretary

APPROVED \_\_\_\_\_  
BOARD PRESIDENT DATE

\_\_\_\_\_ DATE  
BOARD SECRETARY



**COMMON GOAL**  
SYSTEMS INC

Common Goal Systems, Inc.  
P.O. Box 392  
Lake Forest, IL 60045  
Phone: (630)592-4200  
Fax: (630)566-4202  
FEIN #36-4471064 W-9

**Subscription Order Form**

**Order Form #4419**

In accordance with the TeacherEase Terms of Service (version 7/2009), the school or district below ("the School") offers to enter into agreement with Common Goal Systems, Inc ("CGS") for the services ("Services"), period ("Period"), and payment terms ("Payment Terms") listed below.

The School	
<b>District Name:</b>	Putnam County CUSD #535
<b>Address:</b>	402 E Silverspoon
<b>City, State, Zip:</b>	Granville IL 61326
<b>Phone:</b>	815-339-2238

Services				
Item #	Description	Total Paid Users	Yearly Unit Fee	Yearly Fee
1	TeacherEase	84	\$62.13	\$5,218.92
2	TeacherEase Gradebook (Classic)	0	\$59.55	\$0.00
3	Administrators	20	\$54.59	\$1,091.80
4	SchoolInsight Core Student Management	848	\$3.75	\$3,180.00
	- Demographics			
	- Basic Scheduling			
	- Attendance			
	- Grade Reporting			
	- Tuition & Fees			
5	SchoolInsight Lunch	848	\$0.83	\$703.84
6	SchoolInsight Discipline	848	\$0.83	\$703.84
7	SchoolInsight Advanced Scheduling	499	\$0.83	\$414.17
8	SchoolInsight Health Records	848	\$0.83	\$703.84
			<b>Total:</b>	<b>\$12,016.41</b>

Period
<b>Start Date:</b> 7/1/2017
<b>End Date:</b> 6/30/2018

Payment Terms
Due Upon Receipt

The undersigned, an authorized representative of the School, agrees to the TeacherEase Terms of Service (version 7/2009).

<b>Name:</b> Carl Carlson
<b>Title:</b> Superintendent
<b>Email:</b> carlsonc@pcschoools535.org
<b>Signature:</b>
<b>Date:</b>

Instructions	
1	Complete and sign this order form
2	Attach a check or purchase order. Make checks payable to "Common Goal Systems, Inc."
3	Return to Common Goal Systems, Inc. P.O. Box 392 Lake Forest, IL 60045 Fax: (630)566-4202
4	If you have questions, call 630-592-4200 x1 or email sales@common-goal.com

Putnam County High School				
Item #	Description	Paid Users	Yearly Unit Fee	Yearly Fee
1	TeacherEase	39	\$62.13	\$2,423.07
2	Administrators	9	\$54.59	\$491.31
3	SchoolInsight Core Student Management	272	\$3.75	\$1,020.00
4	SchoolInsight Lunch	272	\$0.83	\$225.76
5	SchoolInsight Discipline	272	\$0.83	\$225.76
6	SchoolInsight Advanced Scheduling	272	\$0.83	\$225.76
7	SchoolInsight Health Records	272	\$0.83	\$225.76

Subtotal: \$4,837.42

**Putnam County Primary School**

Item #	Description	Paid Users	Yearly Unit Fee	Yearly Fee
1	TeacherEase	16	\$62.13	\$994.08
2	Administrators	8	\$54.59	\$436.72
3	SchoolInsight Core Student Management	227	\$3.75	\$851.25
4	SchoolInsight Lunch	227	\$0.83	\$188.41
5	SchoolInsight Discipline	227	\$0.83	\$188.41
6	SchoolInsight Advanced Scheduling	227	\$0.83	\$188.41
7	SchoolInsight Health Records	227	\$0.83	\$188.41
				Subtotal: \$3,035.69

**Putnam County Elementary School**

Item #	Description	Paid Users	Yearly Unit Fee	Yearly Fee
1	TeacherEase	14	\$62.13	\$869.82
2	Administrators	8	\$54.59	\$436.72
3	SchoolInsight Core Student Management	180	\$3.75	\$675.00
4	SchoolInsight Lunch	180	\$0.83	\$149.40
5	SchoolInsight Discipline	180	\$0.83	\$149.40
6	SchoolInsight Health Records	180	\$0.83	\$149.40
				Subtotal: \$2,429.74

**Putnam County Junior High School**

Item #	Description	Paid Users	Yearly Unit Fee	Yearly Fee
1	TeacherEase	20	\$62.13	\$1,242.60
2	TeacherEase Gradebook (Classic)	2	\$59.55	\$119.10
3	Administrators	6	\$54.59	\$327.54
4	SchoolInsight Core Student Management	169	\$3.75	\$633.75
5	SchoolInsight Lunch	169	\$0.83	\$140.27
6	SchoolInsight Discipline	169	\$0.83	\$140.27
7	SchoolInsight Health Records	169	\$0.83	\$140.27
				Subtotal: \$2,743.80

**Adjustment for Users in Multiple Schools**

Item #	Description	Duplicate Users	Yearly Unit Fee	Adjustment
1	TeacherEase	5	\$62.13	(\$310.65)
2	TeacherEase Gradebook (Classic)	2	\$59.55	(\$119.10)
3	Administrators	11	\$54.59	(\$600.49)
<b>Total:</b>				<b>(\$1,030.24)</b>

# Bills Payable List

Printed: 3/16/2017 11:03 AM  
 PUTNAM COUNTY CUSD #535  
 Expense on Date: 3/1/2017 to 3/31/2017

Vendor Name	P.O. Number	Description	Override	Batch #	Amount	State Account Number
<b>AFLAC</b>						
		AFLAC-PRE TAX		97	102.57	10-481
		AFLAC-AFTER		999	11.71	10-481
		AFLAC-PRE TAX		97	10.79	20-481
		AFLAC-PRE TAX		97	102.47	10-481
		AFLAC-AFTER		999	11.71	10-481
		AFLAC-PRE TAX		97	10.79	20-481
		AFLAC-PRE TAX		97	0.10	40-481
					\$250.14	
<b>AIRGAS USA</b>						
		OXYGEN		320	372.83	10-1401-410-2
					\$372.83	
<b>ALLEMAN, DIANNE</b>						
		ILASCD KINDERGARTEN CONFERENCE		320	358.44	10-1250-332-36
					\$358.44	
<b>AMEREN ILLINOIS</b>						
		H S- ELECTRIC SERVICE		320	5,954.96	20-2542-466-2
		JR HI-ELECTRICAL SERVICE		320	43.51	20-2542-466-3
		JR HI-ELECTRICAL SERVICE		320	231.31	20-2542-466-3
		H S- ELECTRIC SERVICE		320	44.28	20-2542-466-2
		JR HI-ELECTRICAL SERVICE		320	2,703.11	20-2542-466-3
		ELEMENTARY-ELECTRIC SERVI		320	1,393.97	20-2542-466-4
		ELEMENTARY-ELECTRIC SERVI		320	1,671.60	20-2542-466-4
					\$12,042.74	
<b>AMERICAN CENTRAL INSURANCE S</b>						
		HEALTH CARE EXP FLEX PLAN		999	753.84	10-481
		DEP DAYCARE EXP FLEX PLAN		999	208.33	10-481
		HEALTH CARE EXP FLEX PLAN		999	10.00	80-481
		HEALTH CARE EXP FLEX PLAN		999	878.84	10-481
		DEP DAYCARE EXP FLEX PLAN		999	208.33	10-481
		HEALTH CARE EXP FLEX PLAN		999	10.00	80-481
		ADMINISTRATION FEE		320	65.00	10-2310-640-6
					\$2,134.34	
<b>ARAMARK</b>						
		1590856921		320	300.18	20-2542-321-1
		1590845455		320	238.83	20-2542-321-1
		1590845454		320	79.66	20-2542-321-1
					\$618.67	
<b>BOZARTH, ADAM</b>						
		TECH-TRAVEL		320	126.54	10-2226-332-1
					\$126.54	
<b>BUREAU OF EDUCATION &amp; RESEAR</b>						
		BELL/HIMELICK		320	798.00	10-1110-332-42
54879		MIGNONE CONFERENCE		320	645.00	10-1110-332-42
					\$1,443.00	
<b>CARLSON, CARL</b>						
		SUPT OFFICE-TRAVEL		320	1,013.46	10-2320-332-1

# Bills Payable List

Printed: 3/16/2017 11:03 AM  
 PUTNAM COUNTY CUSD #535  
 Expense on Date: 3/1/2017 to 3/31/2017

Vendor Name	P.O. Number	Description	Override	Batch #	Amount	State Account Number
					<u>\$1,013.46</u>	
<b>CDW GOVT INC.</b>		LEASE FD TECH SUPPLY		320	9,770.46	10-1112-410-1
					<u>\$9,770.46</u>	
<b>CENTERPOINT ENERGY SERVICES I</b>		H S-NATURAL GAS SERVICE		320	3,047.84	20-2542-465-2
		PRIMARY NATURAL GAS		320	1,399.88	20-2542-465-5
		ELEMENTARY-NATURAL GAS		320	1,847.31	20-2542-465-4
		JR HI-NATURAL GAS		320	1,736.56	20-2542-465-3
					<u>\$8,031.59</u>	
<b>CENTRAL RESTAURANT PRODUCTS</b>		PRIMARY MISC SUPPLY		320	45.98	10-2560-490-5
		PRIMARY MISC SUPPLY		320	359.86	10-2560-490-5
					<u>\$405.84</u>	
<b>CHANNING BETE COMPANY, INC</b>		NURSE-SUPPLIES		320	64.95	10-2134-410-1
					<u>\$64.95</u>	
<b>CHILDRENS HOME ASSOC OF ILLIN</b>		LIGHTEDWAY/PEORIA JK		320	3,355.04	10-1912-670-1
		LIGHTEDWAY/PEORIA		320	3,984.11	10-1912-670-1
					<u>\$7,339.15</u>	
<b>CIONI FORD, AL</b>		OIL CHANGE		320	39.49	40-2550-322-1
					<u>\$39.49</u>	
<b>COMTECH HOLDINGS INC</b>		LEAK IN CONDENSOR UNIT FIXED		320	792.57	20-2542-323-5
		REPLACE VALVES /HOT WATER HEAT LINES		320	364.06	20-2542-323-4
		LABOR AND MATERIAL TO INSTALL ZONES AND V		320	6,195.00	20-2542-323-4
					<u>\$7,351.63</u>	
<b>COSGROVE DISTRIBUTORS</b>		ROASTER/PIZZA SAUCE		320	68.75	10-2560-490-4
					<u>\$68.75</u>	
<b>CULLIGAN TRI CO SALES</b>		ALL SCHOOL SERVICES		320	106.00	20-2542-321-1
					<u>\$106.00</u>	
<b>DAVIS, ANNETTE E</b>		MEDIA PROG-TRAVEL		320	55.86	10-2220-332-1
		HEARING IMP-TRAVEL		320	54.72	10-1207-332-1
					<u>\$110.58</u>	
<b>DE LAGE LANDEN PUBLIC FINANCE</b>		SUP COPY MACHINE		320	549.64	10-2320-323-1
		HEN R/M/COPIERS		320	549.64	10-1110-323-4
		JH R/M/COPIER		320	549.64	10-1112-323-3
		HS R/M / COPIER		320	549.64	10-1113-323-2
		PRIMARY R/M /COPIER		320	549.64	10-1111-323-5
					<u>\$2,748.20</u>	

# Bills Payable List

Printed: 3/16/2017 11:03 AM  
 PUTNAM COUNTY CUSD #535  
 Expense on Date: 3/1/2017 to 3/31/2017

Vendor Name	P.O. Number	Description	Override	Batch #	Amount	State Account Number
<b>DELTA INDUSTRIES INC</b>						
		Void COMPRESSOR INSPECTION/SERVICE/LABOR		9,069	(973.39)	20-2542-410-1
		COMPRESSOR INSPECTION/SERVICE/LABOR/SU		8,069	973.39	20-2542-410-1
					\$0.00	
<b>DISCOUNT SCHOOL SUPPLY</b>						
		ECE SUPPLIES		320	246.51	10-1125-410-1
					\$246.51	
<b>DOWNEY, ANNE</b>						
		ILASCD CONFERENCE		320	326.41	10-1250-332-36
					\$326.41	
<b>DRESBACH DISTRIBUTING CO</b>						
		HIGH SCHOOL-BLDG SUPPLIE		320	575.00	20-2542-410-2
					\$575.00	
<b>EDENS, MICHELLE</b>						
		ECE COMM SUPP		320	33.82	10-1125-412-1
					\$33.82	
<b>ENGLAND, KIMBERLY</b>						
		JR HI-TRAVEL		320	91.20	10-1112-332-3
		H S TRAVEL		320	91.20	10-1113-332-2
					\$182.40	
<b>E-RATE FUNDING SERVICES LLC</b>						
		FY 2017 7/1/2017-6/30/2018		320	750.00	10-2226-323-1
					\$750.00	
<b>FRONTIER</b>						
		H S - TELEPHONE SERVICE		320	192.66	20-2542-340-2
		ELEM-TELEPHONE		320	134.83	20-2542-340-4
		H S - TELEPHONE SERVICE		320	50.34	20-2542-340-2
					\$377.83	
<b>GARAVENTA USA INC</b>						
		WHEELCHAIR RAMP INSPECTION		320	752.50	20-2543-323-2
					\$752.50	
<b>GETZ FIRE EQUIPMENT CO</b>						
		INSPECTIONS		320	170.60	80-2367-319-7
					\$170.60	
<b>GORDON N. STOWE &amp; ASSOC. INC</b>						
		AUTIOMETER CALIBRATION		320	52.00	10-2134-410-1
					\$52.00	
<b>GOSLIN, VANESSA</b>						
		H S TRAVEL		320	96.90	10-1113-332-2
		JR HI-TRAVEL		320	96.90	10-1112-332-3
					\$193.80	
<b>GRAINCO FS INC</b>						
		TURFACE AND BASEBALL MIX		320	5,228.54	20-2543-410-2
					\$5,228.54	
<b>GRAINGER</b>						

# Bills Payable List

Printed: 3/16/2017 11:03 AM  
 PUTNAM COUNTY CUSD #535  
 Expense on Date: 3/1/2017 to 3/31/2017

Vendor Name	P.O. Number	Description	Override	Batch #	Amount	State Account Number
		BASIN WASHER		320	30.80	20-2542-410-2
		WASHERS		320	6.16	20-2542-410-5
		CARTRIDGE RETAINER		320	3.46	20-2542-410-5
					<u>\$40.42</u>	
<b>GRAPHIC ELECTRONICS</b>						
		H S ATHLETIC-AWARDS NAMEPLATE		320	5.50	10-1501-487-2
					<u>\$5.50</u>	
<b>GROUND EFFECTS</b>						
		PLAYMAT MULCH - PLAYGROUNDS		320	1,726.00	20-2543-323-2
					<u>\$1,726.00</u>	
<b>HANNON, CORTNY</b>						
		WORKSHOP		320	91.20	10-1112-332-3
		ICE CONFERENCE		320	123.67	10-1112-332-3
					<u>\$214.87</u>	
<b>HATTON, NICOLE</b>						
		SANITATION LICENSE RENEWAL		320	36.00	10-2560-640-1
					<u>\$36.00</u>	
<b>HEALTH CARE SERVICE CORPORAT</b>						
		HLTH NC S		98	158.20	20-481
		HLTH BP NC S		98	1,326.50	20-481
		HLTH NC S		98	727.72	10-481
		HLTH BP NC S		98	6,101.90	10-481
		HLTH CRT S		98	1,138.72	10-481
		HLTH BP CRT S		98	9,548.15	10-481
		HLTH E + C		98	1,625.96	10-481
		HLTH BP E + C		98	2,785.55	10-481
		HLTH CRT F		98	2,674.74	10-481
		HLTH BP CRT F		98	2,841.78	10-481
		HLTH CRT E + S		98	1,643.52	10-481
		HLTH BP CRTE+S		98	2,341.80	10-481
		HLTH E + C		98	203.50	20-481
		HLTH BP EMP+C		98	348.63	20-481
		HLTH ADM BP F		98	2,758.26	10-481
		HLTH BP ADM S		98	296.93	10-481
		HLTH E + C		98	2.04	80-481
		HLTH BP E + C		98	3.49	80-481
		HLTH NC F		98	445.79	10-481
		HLTH BP NC F		98	473.63	10-481
		HLTH E + C		98	162.80	10-481
		HLTH E + C		98	40.70	80-481
		HLTH BP EMP+C		98	278.90	10-481
		HLTH BP EMP+C		98	69.73	80-481
		HLTH CRT S		98	0.32	80-481
		HLTH BP CRT S		98	2.65	80-481
		HLTH ADMIN E+S		98	664.22	10-481
		HLTH NC S		98	727.72	10-481
		HLTH BP NC S		98	6,101.90	10-481

# Bills Payable List

Printed: 3/16/2017 11:03 AM  
 PUTNAM COUNTY CUSD #535  
 Expense on Date: 3/1/2017 to 3/31/2017

Vendor Name	P.O. Number	Description	Override	Batch #	Amount	State Account Number
		HLTH NC S		98	158.20	20-481
		HLTH BP NC S		98	1,326.50	20-481
		HLTH CRT S		98	1,136.87	10-481
		HLTH BP CRT S		98	9,532.57	10-481
		HLTH E + C		98	1,621.04	10-481
		HLTH BP E + C		98	2,777.12	10-481
		HLTH CRT F		98	2,674.74	10-481
		HLTH BP CRT F		98	2,841.78	10-481
		HLTH CRT E + S		98	1,643.52	10-481
		HLTH BP CRTE+S		98	2,341.80	10-481
		HLTH E + C		98	203.50	20-481
		HLTH BP EMP+C		98	348.63	20-481
		HLTH ADM BP F		98	2,758.26	10-481
		HLTH BP ADM S		98	296.93	10-481
		HLTH CRT S		98	1.86	40-481
		HLTH BP CRT S		98	15.60	40-481
		HLTH E + C		98	4.62	40-481
		HLTH BP E + C		98	7.91	40-481
		HLTH E + C		98	2.34	80-481
		HLTH BP E + C		98	4.01	80-481
		HLTH NC F		98	445.79	10-481
		HLTH BP NC F		98	473.63	10-481
		HLTH E + C		98	162.80	10-481
		HLTH E + C		98	40.70	80-481
		HLTH BP EMP+C		98	278.90	10-481
		HLTH BP EMP+C		98	69.73	80-481
		HLTH CRT S		98	0.31	80-481
		HLTH BP CRT S		98	2.63	80-481
		HLTH ADMIN E+S		98	664.22	10-481
					<u>\$77,332.26</u>	
<b>HENNEPIN BLDG IMPREST</b>						
		KROMM TITLE 1		320	595.00	10-1250-332-36
					<u>\$595.00</u>	
<b>HENNEPIN BOAT STORE LLC.</b>						
		NO PET SIGN FOR ALL FIELDS		320	290.00	20-2543-410-2
					<u>\$290.00</u>	
<b>HENNEPIN FOOD MART</b>						
		HENN-CAFE FOOD		320	36.66	10-2560-410-4
		HENN-CAFE FOOD		320	3.78	10-2560-410-4
		HS-SUPPLIES		320	55.59	10-1113-410-2
					<u>\$96.03</u>	
<b>HENNEPIN WATER DISTRICT</b>						
		ELEM-WATER		320	554.11	20-2542-322-4
		ELEM-WATER		320	102.67	20-2542-322-4
					<u>\$656.78</u>	
<b>HIGH SCHOOL IMPREST</b>						
		YOUTH SCIENCE/ENGINEERING		320	238.00	10-1540-640-1

# Bills Payable List

Printed: 3/16/2017 11:03 AM  
 PUTNAM COUNTY CUSD #535  
 Expense on Date: 3/1/2017 to 3/31/2017

Vendor Name	P.O. Number	Description	Override	Batch #	Amount	State Account Number
		OFFICIALS		320	964.00	10-1501-319-2
		CONFERENCES		320	251.96	10-1115-332-1
		OFFICE SUPPLIES		320	54.83	10-1113-410-2
		MCCURRY/NEWSOME CONFERENCE		320	450.00	10-1113-332-2
		HS-SUPPLIES		320	27.60	10-1113-410-2
		PRINC OFFICE-POSTAGE		320	159.69	10-2410-341-1
		ATHLETIC WRKRS-HS		320	1,260.00	10-1501-320-2
					<u>\$3,406.08</u>	
<b>HILLMANN PEDIATRIC THERAPY</b>						
		PHYS IMP-CONTRACT SERVIC		320	5,996.90	10-1204-319-1
					<u>\$5,996.90</u>	
<b>HIMELICK, MORGAN</b>						
		EPIC-TUITION REIMB		320	510.00	10-2210-320-1
					<u>\$510.00</u>	
<b>HINCKLEY SPRING WATER CO</b>						
		BOARD SUPPLIES		320	40.91	10-2310-410-6
					<u>\$40.91</u>	
<b>I D E S (ACCT 08059410)</b>						
		4/2016 QUARTER		320	11,486.50	80-2363-232-7
					<u>\$11,486.50</u>	
<b>IASBO</b>						
		BOARD DUES/FEES		320	335.00	10-2310-640-6
					<u>\$335.00</u>	
<b>IL ASSO OF SCHOOL BOARDS</b>						
		STARVED ROCK DIVISION MEETING		320	120.00	10-2310-332-6
					<u>\$120.00</u>	
<b>IL VALLEY CELLULAR</b>						
		ALL SCHOOL SERVICES		320	328.28	20-2542-321-1
					<u>\$328.28</u>	
<b>IL VIRTUAL SCHOOL</b>						
		ECONOMICS		320	225.00	10-1113-470-1
					<u>\$225.00</u>	
<b>ILLINOIS VALLEY LOCK AND KEY</b>						
		GIRLS EQUIPMENT ROOM		320	85.50	20-2542-323-2
					<u>\$85.50</u>	
<b>INTEGRATED AUDIO</b>						
		LABOR FOR SYSTEM ADJ RCA CARD		320	65.00	20-2543-323-3
					<u>\$65.00</u>	
<b>JOHANNES BUS SERVICE INC.</b>						
		CONTRACT ECE ROUTES		320	10,582.56	40-2550-331-1
		CONTRACT-EX CURRIC		320	2,899.15	40-2550-328-1
		CONTRACT SERVICE-AV		320	4,427.76	40-2550-327-1
		CONTRACT SERVICE-SP ED R		320	19,939.18	40-2550-326-1
		CONTRACT REG		320	43,508.88	40-2550-325-1
					<u>\$81,357.53</u>	
<b>JUDD CONSTRUCTION INC</b>						

# Bills Payable List

Printed: 3/16/2017 11:03 AM  
 PUTNAM COUNTY CUSD #535  
 Expense on Date: 3/1/2017 to 3/31/2017

Vendor Name	P.O. Number	Description	Override	Batch #	Amount	State Account Number
		HYDRANT /DEBRI REMOVAL PCES		320	1,385.00	20-2542-323-4
					<u>\$1,385.00</u>	
<b>JUNIOR HIGH IMPREST</b>						
		JR HI-ATHLETIC SUPPLIES		320	22.00	10-1501-410-3
		JH ATHL DUES/FEES		320	120.00	10-1501-640-3
		JH ATHL OFFICIALS		320	120.00	10-1501-319-3
		JR HI OFFICE-SUPPLIES		320	287.50	10-2410-410-3
		JR HI-DUES/FEES		320	124.95	10-1112-640-3
		JH ATHL OFFICIALS		320	500.00	10-1501-319-3
					<u>\$1,174.45</u>	
<b>JUNIOR LIBRARY GUILD</b>						
		HS MEDIA BOOKS		320	673.40	10-2220-411-2
					<u>\$673.40</u>	
<b>KAZMIERCZAK, KEVIN</b>						
		TRAVEL ACADEMY AUTISM		320	54.15	10-1220-332-1
					<u>\$54.15</u>	
<b>KELLY SAUDER RUPIPE</b>						
		SERVICE AND REPL PARTS FOR SCHOOL MOWEI		320	891.67	20-2542-410-2
					<u>\$891.67</u>	
<b>KIDDER MUSIC SERVICE INC</b>						
		UKULELE 3		320	195.00	10-1115-410-4
		UKULELE 10		320	650.00	10-2210-112-1
		UKULELE 6		320	390.00	10-2310-411-6
					<u>\$1,235.00</u>	
<b>KOHL WHOLESALE</b>						
		ECE FOOD SUPP		320	375.44	10-1125-411-1
		HEN BREAKFAST		320	717.44	10-2560-410-1-4
		HENN-CAFE FOOD		320	2,419.47	10-2560-410-4
		HENN ELEM-CAFE MISC SUPP		320	171.35	10-2560-490-4
		HS BREAKFAST		320	386.41	10-2560-410-1-2
		HIGH SCHOOL- FOOD		320	4,335.04	10-2560-410-2
		H S-CAFE MISC SUPPLIES		320	86.33	10-2560-490-2
		JH BREAKFAST		320	790.66	10-2560-410
		JR HI-CAFE FOOD		320	2,682.61	10-2560-410-3
		JR HI-CAFE MISC SUPPLIES		320	188.28	10-2560-490-3
		PRIMARY BREAKFAST		320	431.75	10-2560-410-1-5
		PRIMARY CAFE FOOD		320	2,486.70	10-2560-410-5
		PRIMARY MISC SUPPLY		320	77.17	10-2560-490-5
					<u>\$15,148.65</u>	
<b>KOOLMASTER CO, INC</b>						
		LAMINATED GLASS WINDOW		320	61.47	20-2542-323-2
		LAMINATED GLASS REPAIR		320	61.46	20-2542-323-4
					<u>\$122.93</u>	
<b>LENKAITIS, JESSICA</b>						
		EPIC-TUITION REIMB		320	510.00	10-2210-320-1
					<u>\$510.00</u>	

# Bills Payable List

Printed: 3/16/2017 11:03 AM  
 PUTNAM COUNTY CUSD #535  
 Expense on Date: 3/1/2017 to 3/31/2017

Vendor Name	P.O. Number	Description	Override	Batch #	Amount	State Account Number
<b>LETTERKRAFT PRINTERS</b>						
		VARSITY AWARDS		320	282.85	10-1501-487-2
					<u>\$282.85</u>	
<b>LIBRARY STORE, THE</b>						
		JH MEDIA SUPPLIES		320	221.40	10-2220-410-3
					<u>\$221.40</u>	
<b>LIGHTED WAY ASSOCIATION I</b>						
		LIGHTEDWAY/PEORIA 2 STUDENTS		320	7,401.64	10-1912-670-1
					<u>\$7,401.64</u>	
<b>LOCKER ROOM</b>						
		PITCHING RUBBER/HOME PLATE		320	115.90	10-1501-410-2
		PARENT ADVISORY		320	333.00	10-2310-410-6
					<u>\$448.90</u>	
<b>LOUIS, WENDY</b>						
		PAES 3RD/4TH QTR GIFT CARDS		320	380.00	10-2320-410-1
		HS-SUPPLIES		320	10.75	10-1113-410-2
					<u>\$390.75</u>	
<b>LUND, JANET</b>						
		CROSS CAT DIR TRAVEL		320	287.85	10-1220-333-1
					<u>\$287.85</u>	
<b>MACGILL</b>						
		NURSE-SUPPLIES		320	254.80	10-2134-410-1
					<u>\$254.80</u>	
<b>MACKIN EDUCATIONAL RESOURCE</b>						
		HS MEDIA-AV		320	7.99	10-2220-430-2
					<u>\$7.99</u>	
<b>MARCO INC</b>						
		PRIMARY R/M /COPIER		320	414.93	10-1111-323-5
		HS R/M / COPIER		320	414.93	10-1113-323-2
		JH R/M/COPIER		320	414.93	10-1112-323-3
		SUP COPY MACHINE		320	414.92	10-2320-323-1
		HEN R/M/COPIERS		320	414.92	10-1110-323-4
					<u>\$2,074.63</u>	
<b>MARK KARLOSKY CONSULTING</b>						
		2 DESKTOPS PRODESK 600		320	1,642.32	10-1112-410-1
		CONTRACT/MILEAGE		320	348.00	10-2226-323-1
		CONTRACT		320	220.00	10-2226-323-1
		CONTRACT		320	220.00	10-2226-323-1
					<u>\$2,430.32</u>	
<b>MCNABB TELEPHONE COMPANY</b>						
		H S - TELEPHONE SERVICE		320	190.62	20-2542-340-2
		H S - TELEPHONE SERVICE		320	190.61	20-2542-340-2
		PRIMARY-TELEPHONE SERV		320	190.61	20-2542-340-5
		SUPT-TELEPHONE		320	190.61	20-2542-340-1
		JR HI-TELEPHONE SERVICE		320	190.61	20-2542-340-3
					<u>\$953.06</u>	

# Bills Payable List

Printed: 3/16/2017 11:03 AM  
 PUTNAM COUNTY CUSD #535  
 Expense on Date: 3/1/2017 to 3/31/2017

Vendor Name	P.O. Number	Description	Override	Batch #	Amount	State Account Number
<b>MEDIACOM</b>						
		LEASE FD-NBS/MEDIACOM		320	213.87	10-2190-323-1
		LEASE FD-NBS/MEDIACOM		320	305.90	10-2190-323-1
					\$519.77	
<b>MENARDS PERU</b>						
		ELEMENTARY-BLDG SUPPLIES		320	27.75	20-2542-410-4
		7 FT POST		320	88.80	10-1501-410-2
		HIGH SCHOOL-BLDG SUPPLIE		320	23.98	20-2542-410-2
		HIGH SCHOOL-BLDG SUPPLIE		320	180.22	20-2542-410-2
		DRYER PCJH		320	359.44	20-2542-410-3
		HIGH SCHOOL-BLDG SUPPLIE		320	76.43	20-2542-410-2
		IND ARTS-SUPPLIES		320	409.05	10-1402-410-2
		H S ATHLETIC-SUPPLIES		320	45.35	10-1501-410-2
		SPRING PLAY		320	279.52	10-1540-410-1
		SPRING PLAY		320	76.61	10-1540-410-1
					\$1,567.15	
<b>MIGNONE, MARIA</b>						
		SPEECH IMP-TRAVEL		320	52.64	10-1210-332-1
					\$52.64	
<b>MOVING MINDS</b>						
		PRIMARY OFFICE - SUPPLIES		320	418.95	10-2410-410-5
					\$418.95	
<b>MUSIC SHOPPE, INC.</b>						
		MUSIC REPAIRS		320	50.00	10-1115-323-1
		MUSIC SUPPLY-HS		320	157.53	10-1115-410-2
		MUSIC RESALE		320	92.39	10-1115-495-1
					\$299.92	
<b>N C I M D</b>						
		HIGH SCHOOL- FOOD		320	1,082.00	10-2560-410-2
		PRIMARY CAFE FOOD		320	1,020.25	10-2560-410-5
		HENN-CAFE FOOD		320	871.50	10-2560-410-4
		JR HI-CAFE FOOD		320	663.25	10-2560-410-3
					\$3,637.00	
<b>NAUMAN, JOSH</b>						
		H S-ATHLETIC TRAVEL		320	44.00	10-1501-332-2
					\$44.00	
<b>NCPERS GROUP LIFE INS.</b>						
		NCPERS INSURANCE		999	48.00	10-481
		NCPERS INSURANCE		999	8.00	20-481
		NCPERS INSURANCE		999	64.00	10-481
		NCPERS INSURANCE		999	8.00	20-481
					\$128.00	
<b>NETWORK BUSINESS SYSTEMS INC</b>						
		LEASE FD-NBS/MEDIACOM		320	200.00	10-2190-323-1
					\$200.00	
<b>NEWSOME, BETHANY</b>						

# Bills Payable List

Printed: 3/16/2017 11:03 AM

PUTNAM COUNTY CUSD #535

Expense on Date: 3/1/2017 to 3/31/2017

Vendor Name	P.O. Number	Description	Override	Batch #	Amount	State Account Number
		BOOKS/ASSESSMENTS		320	199.66	10-1113-410-2
					<u>\$199.66</u>	
<b>NORTH CENTRAL BANK</b>						
		HENN OFFICE - SUPPLIES		320	59.00	10-2410-410-4
		ENVELOPES STAMPED		320	530.85	10-2410-410-2
		PRIMARY OFFICE - SUPPLIES		320	56.30	10-2410-410-5
		TITLE I 7-5		320	358.26	10-1250-332-36
		COMMON CORE		320	48.98	10-2320-410-1
		55 TV		320	379.74	10-1112-410-1
		ADMIN MEETING		320	121.05	10-2310-640-6
		LEASE FD TECH SUPPLY		320	206.00	10-1112-410-1
		WIRE		320	156.09	10-1112-410-1
		TRUCK REPAIR/MAINT		320	284.93	20-2542-320-3
		BOARD SUPPLIES		320	600.00	10-2310-410-6
		BOARD SUPPLIES		320	19.48	10-2310-410-6
		BOARD DUES/FEES		320	172.43	10-2310-640-6
		SUBMISSION OF 1095 FILE		320	460.60	10-2310-640-6
		LEASE FD TECH SUPPLY		320	744.83	10-1112-410-1
4701538026		SUPT OFFICE-SUPPLIES		320	21.23	10-2320-410-1
					<u>\$4,219.77</u>	
<b>NORTHERN ILLINOIS ACADEMY</b>						
		CC		320	14,531.48	10-1912-670-1
					<u>\$14,531.48</u>	
<b>ORIENTAL TRADING CO</b>						
		HENN OFFICE - SUPPLIES		320	347.52	10-2410-410-4
					<u>\$347.52</u>	
<b>ORKIN EXTERMINATING CO IN</b>						
		ALL SCHOOL SERVICES		320	147.08	20-2542-321-1
					<u>\$147.08</u>	
<b>PC FOODS, INC.</b>						
		F/C SCIENCE SUPPLY		320	101.00	10-1113-412-2
		PRIMARY CAFE FOOD		320	8.76	10-2560-410-5
		MEDICAID JH LIFE SKILLS		320	21.99	10-1220-411-11
		MEDICAID JH LIFE SKILLS		320	25.57	10-1220-411-11
		MEDICAID JH LIFE SKILLS		320	14.62	10-1220-411-11
		MEDICAID JH LIFE SKILLS		320	14.03	10-1220-411-11
		MEDICAID JH LIFE SKILLS		320	19.34	10-1220-411-11
					<u>\$205.31</u>	
<b>PCCU (NEC)</b>						
		NEC 24/20		98	1,065.09	10-481
		NEC-ADMIN/10 MONTH		98	170.89	10-481
		NEC 24/20		98	0.30	80-481
		DED NEC		98	29.46	10-481
		NEC 24/20		98	1,081.16	10-481
		NEC 24/20		98	1.55	40-481
		NEC-ADMIN/10 MONTH		98	170.89	10-481
		NEC 24/20		98	0.30	80-481

# Bills Payable List

Printed: 3/16/2017 11:03 AM  
 PUTNAM COUNTY CUSD #535  
 Expense on Date: 3/1/2017 to 3/31/2017

Vendor Name	P.O. Number	Description	Override	Batch #	Amount	State Account Number
					<u>\$2,519.64</u>	
<b>PENSERV PLAN SERVICES INC</b>						
		PENSERV PLAN SERVICES		999	4,013.45	10-481
		PENSERV PLAN SERVICES		999	50.00	20-481
		PENSERV PLAN SERVICES		999	4,159.14	10-481
		PENSERV PLAN SERVICES		999	4.31	40-481
		PENSERV PLAN SERVICES		999	50.00	20-481
		BOARD DUES/FEES		320	1,100.00	10-2310-640-6
					<u>\$9,376.90</u>	
<b>PERMA- BOUND</b>						
		ED FOUNDATIONS SUPPLIES		320	898.15	10-2310-411-6
		VOC AG SUPPLIES		320	261.49	10-1401-410-2
		VOC AG SUPPLIES		320	268.71	10-1401-410-2
		ED FOUNDATIONS SUPPLIES		320	672.65	10-2310-411-6
					<u>\$2,101.00</u>	
<b>PERRY MEMORIAL HOSPITAL</b>						
		STUDENT MEDICAL TESTING		320	913.00	10-2310-390-6
					<u>\$913.00</u>	
<b>POMPS TIRE SERVICE INC</b>						
		H S-BUILDING REPAIRS/MAI		320	32.20	20-2542-323-2
					<u>\$32.20</u>	
<b>PUT CO PCEA/IEA DUES</b>						
		NON-CERT DUES		98	37.82	20-481
		IEA CERT DUES		98	2,241.50	10-481
		NON-CERT DUES		98	562.02	10-481
		IEA CERT DUES		98	0.68	80-481
		NON-CERT DUES		98	3.78	80-481
		IEA CERT DUES		98	2,237.81	10-481
		IEA CERT DUES		98	3.64	40-481
		NON-CERT DUES		98	37.82	20-481
		NON-CERT DUES		98	555.29	10-481
		NON-CERT DUES		98	6.73	40-481
		IEA CERT DUES		98	0.73	80-481
		NON-CERT DUES		98	3.78	80-481
					<u>\$5,691.60</u>	
<b>PUT CO SCHOOL (FED TRS)</b>						
		TITLE I FED TRS		320	1,910.06	10-1250-210-36
					<u>\$1,910.06</u>	
<b>PUT CO SCHOOL (TRS HEALTH</b>						
		THIS P24/T20		98	3,598.12	10-481
		THIS ADMIN/10 MONTH		98	577.40	10-481
		THIS P24/T20		98	1.03	80-481
		THIS P24/T20		98	3,652.51	10-481
		THIS P24/T20		98	5.19	40-481
		DED THIS		98	99.56	10-481
		THIS ADMIN/10 MONTH		98	577.40	10-481
		THIS P24/T20		98	1.02	80-481

# Bills Payable List

Printed: 3/16/2017 11:03 AM

PUTNAM COUNTY CUSD #535

Expense on Date: 3/1/2017 to 3/31/2017

Vendor Name	P.O. Number	Description	Override	Batch #	Amount	State Account Number
		H S-MEDICAL INSURANCE		320	305.50	10-1113-222-2
		HENN ELEM-MED INSURANCE		320	360.20	10-1110-222-4
		PRIMARY-MED INS		320	305.50	10-1111-222-5
					<u>\$9,483.43</u>	
<b>PUT CO SCHOOL (TRS)</b>						
		TRS P24/T20		98	16,521.54	10-481
		TRS ADMI/10 MONTH		98	2,913.53	10-481
		TRS P24/T20		98	4.72	80-481
		DED TRS		98	502.49	10-481
		TRS P24/T20		98	16,771.10	10-481
		TRS P24/T20		98	23.84	40-481
		TRS ADMI/10 MONTH		98	2,913.53	10-481
		TRS P24/T20		98	4.72	80-481
					<u>\$39,655.47</u>	
<b>PUT CO SCHOOLS</b>						
		IM IMRF		98	523.21	20-481
		IMRFBRD SHARE		98	1,295.23	50-481
		IM IMRF		98	1,738.80	10-481
		IMRFBRD SHARE		98	4,387.59	50-481
		IMRF VOL CONTRIBUTIONS		98	149.74	20-481
		IM IMRF		98	15.03	80-481
		IMRFBRD SHARE		98	37.20	50-481
		IM IMRF		98	33.57	10-481
		IM IMRF		98	2,007.17	10-481
		IMRFBRD SHARE		98	5,051.98	50-481
		IM IMRF		98	552.80	20-481
		IMRFBRD SHARE		98	1,368.49	50-481
		IM IMRF		98	96.26	40-481
		IMRFBRD SHARE		98	238.31	50-481
		IMRF VOL CONTRIBUTIONS		98	149.74	20-481
		IM IMRF		98	15.03	80-481
		IMRFBRD SHARE		98	37.20	50-481
		IM IMRF		98	33.57	10-481
					<u>\$17,730.92</u>	
<b>PUTNAM CO COMM UNIT (IL)</b>						
		IL State Tax		99	431.47	20-481
		IL State Tax		99	7,139.10	10-481
		IL State Tax		99	10.78	80-481
		IL State Tax		99	7,797.29	10-481
		IL State Tax		99	86.51	40-481
		IL State Tax		99	459.81	20-481
		IL State Tax		99	10.76	80-481
					<u>\$15,935.72</u>	
<b>PUTNAM CO SD FIT</b>						
		Federal Tax 2017		99	1,428.91	20-481
		Federal Tax 2017		99	21,114.87	10-481
		Federal Tax 2017		99	20.88	80-481
		Federal Tax 2017		99	22,957.78	10-481

# Bills Payable List

Printed: 3/16/2017 11:03 AM  
 PUTNAM COUNTY CUSD #535  
 Expense on Date: 3/1/2017 to 3/31/2017

Vendor Name	P.O. Number	Description	Override	Batch #	Amount	State Account Number
		Federal Tax 2017		99	146.00	40-481
		Federal Tax 2017		99	1,602.67	20-481
		Federal Tax 2017		99	20.69	80-481
					\$47,291.80	
<b>PUTNAM CO SD MEDICARE</b>						
		MEDICARE (CERT)		99	2,319.31	10-481
		MEDICARE (BRD PD)		99	2,319.31	50-481
		MEDICARE (CERT)		99	0.54	80-481
		MEDICARE (BRD PD)		99	0.54	50-481
		MEDICARE (BRD PD)		99	2,499.01	50-481
		MEDICARE (CERT)		99	2.82	40-481
		MEDICARE (BRD PD)		99	2.82	50-481
		MEDICARE (CERT)		99	2,499.01	10-481
		MEDICARE (CERT)		99	0.53	80-481
		MEDICARE (BRD PD)		99	0.53	50-481
					\$9,644.42	
<b>PUTNAM COUNTY SD FICA</b>						
		FICA 2017		99	944.34	20-481
		MATCHING FICA		99	944.34	50-481
		FICA 2017		99	3,170.36	10-481
		MATCHING FICA		99	3,170.36	50-481
		FICA 2017		99	21.67	80-481
		MATCHING FICA		99	21.67	50-481
		FICA 2017		99	3,534.69	10-481
		MATCHING FICA		99	3,534.69	50-481
		FICA 2017		99	1,004.44	20-481
		MATCHING FICA		99	1,004.44	50-481
		FICA 2017		99	169.40	40-481
		MATCHING FICA		99	169.40	50-481
		FICA 2017		99	21.67	80-481
		MATCHING FICA		99	21.67	50-481
					\$17,733.14	
<b>REGIONAL OFFICE OF EDUCATION</b>						
		AWARDS DINNER		320	514.50	10-2310-640-6
					\$514.50	
<b>ROBBINS SCHWARTZ</b>						
		LEGAL FEES		320	1,066.25	80-2369-318-1
					\$1,066.25	
<b>SCHLATWEILER, ASHLIE</b>						
		JR HI-TRAVEL		320	108.53	10-1112-332-3
		PROFESSIONAL DEVELOPMENT		320	23.37	10-1112-332-3
		JR HI-TRAVEL		320	131.78	10-1112-332-3
		MUSIC CONFERENCE		320	101.84	10-1112-332-3
					\$365.52	
<b>SCHOOL SPECIALTY</b>						
		BLUETOOTH CASSETTE PLAYER		320	27.46	10-1110-410-4
					\$27.46	

# Bills Payable List

Printed: 3/16/2017 11:03 AM  
 PUTNAM COUNTY CUSD #535  
 Expense on Date: 3/1/2017 to 3/31/2017

Vendor Name	P.O. Number	Description	Override	Batch #	Amount	State Account Number
<b>SERAFINI, ANGIE</b>						
		TITLE I 7-5		320	217.41	10-1250-332-36
					<u>\$217.41</u>	
<b>SMITH, JENNIFER</b>						
		EPIC-TUITION REIMB		320	510.00	10-2210-320-1
					<u>\$510.00</u>	
<b>SPECIALIZED EDUCATION OF ILLINI</b>						
		SP ED TUITION PUBLIC DN		320	1,104.06	10-4220-600-1
					<u>\$1,104.06</u>	
<b>STATE DISBURSEMENT UNIT</b>						
		CHILD SUPPORT		982	451.83	10-481
		CHILD SUPPORT		982	451.83	10-481
					<u>\$903.66</u>	
<b>STREAMWOOD BEHAVIORAL HEALTH</b>						
		PHYS IMP-CONTRACT SERVIC		320	175.00	10-1204-319-1
					<u>\$175.00</u>	
<b>SUMMIT FINANCIAL RESOURCES</b>						
		HENN-CAFE FOOD		320	52.83	10-2560-410-4
		JR HI-CAFE FOOD		320	52.83	10-2560-410-3
		HIGH SCHOOL- FOOD		320	91.01	10-2560-410-2
					<u>\$196.67</u>	
<b>SUN LIFE FINANCIAL EMPLOYEE BENEFIT</b>						
		DENT NC SINGLE		98	28.40	20-481
		DENT NC BP SIN		98	52.90	20-481
		DENT NC SINGLE		98	79.52	10-481
		DENT NC BP SIN		98	148.12	10-481
		DENTAL CERT S		98	153.30	10-481
		DENTAL BP CRT S		98	285.55	10-481
		DENTAL CERT S+		98	131.28	10-481
		DENT BP CRT S+		98	243.84	10-481
		DENTAL CRT F		98	350.00	10-481
		DENTAL BP CRT F		98	650.08	10-481
		DENT NC S+ 1		98	10.94	20-481
		DENT BP NC S+ 1		98	20.32	20-481
		DENT ADM BP F		98	160.56	10-481
		DENT ADM BP S		98	16.26	10-481
		DENTAL CRT F		98	0.19	80-481
		DENTAL BP CRT F		98	0.35	80-481
		DENT NC FAMILY		98	80.40	10-481
		DENT NC BP FAM		98	80.16	10-481
		DENTAL CERT S		98	0.06	80-481
		DENTAL BP CRT S		98	0.11	80-481
		DENT NC S+ 1		98	20.68	10-481
		DENT BP NC S+ 1		98	10.58	10-481
		DENT ADMIN E+S		98	31.26	10-481
		DENT NC SINGLE		98	79.52	10-481
		DENT NC BP SIN		98	148.12	10-481

# Bills Payable List

Printed: 3/16/2017 11:03 AM

PUTNAM COUNTY CUSD #535

Expense on Date: 3/1/2017 to 3/31/2017

Vendor Name	P.O. Number	Description	Override	Batch #	Amount	State Account Number
		DENT NC SINGLE		98	28.40	20-481
		DENT NC BP SIN		98	52.90	20-481
		DENTAL CERT S		98	152.83	10-481
		DENTAL BP CRT S		98	284.70	10-481
		DENTAL CERT S+		98	131.28	10-481
		DENT BP CRT S+		98	243.84	10-481
		DENTAL CRT F		98	349.97	10-481
		DENTAL BP CRT F		98	650.03	10-481
		DENT NC S+ 1		98	10.94	20-481
		DENT BP NC S+ 1		98	20.32	20-481
		DENT ADM BP F		98	160.56	10-481
		DENT ADM BP S		98	16.26	10-481
		DENTAL CERT S		98	0.47	40-481
		DENTAL BP CRT S		98	0.86	40-481
		DENTAL CRT F		98	0.22	80-481
		DENTAL BP CRT F		98	0.40	80-481
		DENT NC FAMILY		98	80.40	10-481
		DENT NC BP FAM		98	80.16	10-481
		DENTAL CERT S		98	0.06	80-481
		DENTAL BP CRT S		98	0.10	80-481
		DENT NC S+ 1		98	20.68	10-481
		DENT BP NC S+ 1		98	10.58	10-481
		DENT ADMIN E+S		98	31.26	10-481
					\$5,109.72	
<b>SUN LIFE FINANCIAL EMPLOYEE BE</b>						
		LIFE NC		98	4.20	20-481
		LIFE NC BP		98	7.80	20-481
		LIFE CERT		98	76.53	10-481
		LIFE CERT BP		98	142.11	10-481
		LIFE NC		98	20.36	10-481
		LIFE NC BP		98	37.81	10-481
		LIFE ADM BP		98	21.00	10-481
		LIFE CERT		98	0.02	80-481
		LIFE CERT BP		98	0.06	80-481
		LIFE NC		98	0.28	80-481
		LIFE NC BP		98	0.52	80-481
		LIFE CERT		98	76.41	10-481
		LIFE CERT BP		98	141.90	10-481
		LIFE NC		98	22.91	10-481
		LIFE NC BP		98	42.55	10-481
		LIFE NC		98	4.20	20-481
		LIFE NC BP		98	7.80	20-481
		LIFE ADM BP		98	21.00	10-481
		LIFE NC		98	0.25	40-481
		LIFE NC BP		98	0.46	40-481
		LIFE CERT		98	0.11	40-481
		LIFE CERT BP		98	0.21	40-481
		LIFE CERT		98	0.03	80-481

# Bills Payable List

Printed: 3/16/2017 11:03 AM  
 PUTNAM COUNTY CUSD #535  
 Expense on Date: 3/1/2017 to 3/31/2017

Vendor Name	P.O. Number	Description	Override	Batch #	Amount	State Account Number
		LIFE CERT BP		98	0.06	80-481
		LIFE NC		98	0.28	80-481
		LIFE NC BP		98	0.52	80-481
					<u>\$629.38</u>	
<b>SUN LIFE FINANCIAL EMPLOYEE BE</b>						
		VISION EMP		98	169.22	10-481
		VISION E+S		98	95.48	10-481
		VISION FAMILY		98	152.79	10-481
		VISION E+C		98	9.55	20-481
		VISION E+C		98	28.55	10-481
		VISION EMP		98	13.02	20-481
		VISION E+C		98	0.10	80-481
		VISION EMP		98	0.04	80-481
		VISION EMP		98	168.95	10-481
		VISION E+S		98	95.48	10-481
		VISION FAMILY		98	152.79	10-481
		VISION E+C		98	9.55	20-481
		VISION E+C		98	28.54	10-481
		VISION EMP		98	13.02	20-481
		VISION EMP		98	0.27	40-481
		VISION E+C		98	0.11	80-481
		VISION EMP		98	0.04	80-481
					<u>\$937.50</u>	
<b>SUN LIFE FINANCIAL EMPLOYEE BE</b>						
		LIFE VOL		27	81.38	10-481
		LIFE VOL		13	145.80	10-481
		LIFE VOL		13	0.06	40-481
					<u>\$227.24</u>	
<b>SUPER DUPER PUBLICATIONS</b>						
		SPEECH IMP-SUPPLIES		320	412.65	10-1210-410-1
					<u>\$412.65</u>	
<b>SUPPLYWORKS</b>						
		VINYL GLOVES		320	33.90	20-2542-410-5
		WIPES/BAR MOPS		320	57.35	20-2542-410-2
		WIPES/BAR MOPS		320	57.35	20-2542-410-3
		WIPES/BAR MOPS		320	57.35	20-2542-410-4
		WIPES/BAR MOPS		320	57.35	20-2542-410-5
		FLOOR MACHINE		320	548.20	20-2542-410-3
		MOPS		320	84.03	20-2542-410-2
		GALVENIZED SECURITY SNAP		320	46.00	20-2542-410-2
		MOP/RAGS		320	273.50	20-2542-410-2
		WET DRY VACUUM		320	488.30	20-2542-410-3
					<u>\$1,703.33</u>	
<b>TALX UC EXPRESS</b>						
		UNEMPLOYMENT INSUR QUARTERLY FEE		320	131.25	80-2363-380-7
					<u>\$131.25</u>	
<b>THE CENTER</b>						

# Bills Payable List

Printed: 3/16/2017 11:03 AM  
 PUTNAM COUNTY CUSD #535  
 Expense on Date: 3/1/2017 to 3/31/2017

Vendor Name	P.O. Number	Description	Override	Batch #	Amount	State Account Number
		TITLE I 7-5		320	320.00	10-1250-332-36
					<u>\$320.00</u>	
<b>THEISINGER, CLAYTON</b>						
		OURTH BREAKFAST BRIDGING THE GAP		320	46.74	10-2410-332-1
					<u>\$46.74</u>	
<b>TIDMORE FLAGS</b>						
		FLAGS		320	110.88	20-2542-410-2
		FLAGS		320	110.87	20-2542-410-4
		FLAGS		320	110.87	20-2542-410-5
		FLAGS		320	110.88	20-2542-410-3
					<u>\$443.50</u>	
<b>TOEDTER OIL COMPANY</b>						
		DRIVERS ED SUPPLIES		320	58.28	10-1700-410-2
		TRUCK REPAIR/MAINT		320	509.87	20-2542-320-3
		EX CURRICULAR VAN		320	524.22	40-2550-324-1
		TRANSP - YB SUPPLY		320	511.33	40-2550-411-1
					<u>\$1,603.70</u>	
<b>TRINITY CATHOLIC SCHOOL</b>						
		HIGH SCHOOL- FOOD CG FOOD		320	38.50	10-2560-410-2
					<u>\$38.50</u>	
<b>UECO</b>						
		SUPPLIES BASEBALL FIELD REPAIR		320	77.60	20-2542-323-2
					<u>\$77.60</u>	
<b>UNITED STATES TREASURY</b>						
		TAXES		320	52.57	10-2310-640-6
					<u>\$52.57</u>	
<b>URNIKIS, MARY</b>						
		CAFETERIA DUES AND FEES		320	200.00	10-2560-640-1
					<u>\$200.00</u>	
<b>VILLAGE OF GRANVILLE</b>						
		PRIMARY- WATER		320	617.25	20-2542-322-5
		HS- WATER		320	569.25	20-2542-322-2
					<u>\$1,186.50</u>	
<b>WALKER, CHRIS</b>						
		SPRINGFIELD IL HISTORY		320	126.54	10-1112-332-3
					<u>\$126.54</u>	
<b>WASHINGTON NATIONAL INS CO</b>						
		WASHINGTON NTNL INS.		98	486.77	10-481
		WASHINGTON NTNL INS.		98	0.31	80-481
		WASHINGTON NTNL INS.		98	72.75	20-481
		WASHINGTON NTNL INS.		98	521.43	10-481
		WASHINGTON NTNL INS.		98	11.09	40-481
		WASHINGTON NTNL INS.		98	0.36	80-481
		WASHINGTON NTNL INS.		98	72.75	20-481
					<u>\$1,165.46</u>	
<b>WASTE MANAGEMENT</b>						

# Bills Payable List

Printed: 3/16/2017 11:03 AM  
PUTNAM COUNTY CUSD #535  
Expense on Date: 3/1/2017 to 3/31/2017

Vendor Name	P.O. Number	Description	Override	Batch #	Amount	State Account Number
		ALL SCHOOL SERVICES		320	319.37	20-2542-321-1
		ALL SCHOOL SERVICES		320	284.95	20-2542-321-1
		ALL SCHOOL SERVICES		320	504.91	20-2542-321-1
		ALL SCHOOL SERVICES		320	257.08	20-2542-321-1
					<u>\$1,366.31</u>	
				<b>Report Total</b>	<u><u>\$511,581.78</u></u>	

# Expenditure Report

Printed: 3/3/2017 3:36 PM  
PUTNAM COUNTY CUSD #535

## Education Fund 10

Function 1000 Instruction  
Function 1110 Elementary  
Object 100 Salaries

Account	Description	M.T.D. Activity	Y.T.D. Activity	Open Encumb.	Current Budget	Budget Balance	% of Budget	State Account Number
100	Salaries	53,587.69	390,765.23	25,876.10	665,595.00	248,953.67	62.60	
200	Employee Benefits	11,606.85	84,393.05	6,128.91	131,000.00	40,478.04	69.10	
300	Purchased Services	2,808.83	15,969.75	0.00	29,760.00	13,790.25	53.66	
400	Supplies And Materials	532.90	9,887.93	246.80	9,500.00	(634.73)	106.68	
500	Capital Outlay	0.00	18,180.30	0.00	49,500.00	31,319.70	36.73	
1110	Elementary	68,536.27	519,196.26	32,251.81	885,355.00	333,906.93	62.29	** Function
100	Salaries	31,252.33	261,707.43	15,439.88	455,000.00	177,852.69	60.91	
200	Employee Benefits	9,127.29	69,324.03	4,418.99	121,000.00	47,256.98	60.94	
300	Purchased Services	964.57	9,065.10	0.00	11,000.00	1,934.90	82.41	
400	Supplies And Materials	1,694.65	7,858.85	79.90	15,800.00	7,861.25	50.25	
500	Capital Outlay	0.00	0.00	0.00	1,500.00	1,500.00	0.00	
1111	Primary	43,038.84	347,955.41	19,938.77	604,300.00	236,405.82	60.88	** Function
100	Salaries	53,405.18	338,775.14	20,024.79	576,000.00	217,200.07	62.29	
200	Employee Benefits	13,288.34	91,764.94	5,811.11	141,000.00	43,423.95	69.20	
300	Purchased Services	1,124.16	11,046.43	0.00	12,000.00	953.57	92.05	
400	Supplies And Materials	23,721.65	65,973.39	19,693.57	202,600.00	116,933.04	42.28	
500	Capital Outlay	0.00	0.00	0.00	1,500.00	1,500.00	0.00	
600	Other Objects	0.00	280.00	0.00	1,000.00	720.00	28.00	
1112	Junior High	91,539.33	507,839.90	45,529.47	934,100.00	380,730.63	59.24	** Function
100	Salaries	69,985.02	514,817.75	30,032.68	805,988.00	261,137.57	67.60	
200	Employee Benefits	21,096.70	153,971.43	9,871.66	225,000.00	61,156.91	72.82	
300	Purchased Services	1,380.71	11,678.42	0.00	13,000.00	1,321.58	89.83	
400	Supplies And Materials	3,794.94	36,703.97	5.47	98,350.00	61,640.56	37.33	
500	Capital Outlay	0.00	0.00	0.00	1,500.00	1,500.00	0.00	
600	Other Objects	119.00	159.00	0.00	1,000.00	841.00	15.90	
1113	High School	96,376.37	717,330.57	39,909.81	1,144,838.00	387,597.62	66.14	** Function
100	Salaries	0.00	0.00	0.00	0.00	0.00	0.00	
1114	Reading Imp	0.00	0.00	0.00	0.00	0.00	0.00	** Function
100	Salaries	6,723.75	53,661.20	3,361.88	83,000.00	25,976.92	68.70	
200	Employee Benefits	2,223.38	15,898.68	1,112.92	25,600.00	8,588.40	66.45	
300	Purchased Services	50.00	481.21	0.00	3,750.00	3,268.79	12.83	
400	Supplies And Materials	42.99	1,723.84	0.00	5,620.00	3,896.16	30.67	
500	Capital Outlay	0.00	0.00	0.00	0.00	0.00	0.00	
600	Other Objects	90.00	256.00	0.00	800.00	544.00	32.00	

27

# Expenditure Report

Printed: 3/3/2017 3:36 PM  
PUTNAM COUNTY CUSD #535

## Education Fund 10

Function 1000 Instruction  
Function 1115 MUSIC  
Object 600 Other Objects

Account	Description	M.T.D. Activity	Y.T.D. Activity	Open Encumb.	Current Budget	Budget Balance	% of Budget	State Account Number
1115	MUSIC	9,130.12	72,020.93	4,474.80	118,770.00	42,274.27	64.41	** Function
100	Salaries	0.00	0.00	0.00	0.00	0.00	0.00	
400	Supplies And Materials	0.00	503.70	0.00	6,000.00	5,496.30	8.40	
1116	Accel Reader	0.00	503.70	0.00	6,000.00	5,496.30	8.40	** Function
100	Salaries	10,859.76	89,523.58	5,163.65	129,288.00	34,600.77	73.24	
200	Employee Benefits	2,215.32	16,078.35	1,107.66	26,800.00	9,613.99	64.13	
300	Purchased Services	0.00	361.95	0.00	1,200.00	838.05	30.16	
400	Supplies And Materials	1,463.70	3,927.81	0.00	9,050.00	5,122.19	43.40	
500	Capital Outlay	0.00	0.00	0.00	0.00	0.00	0.00	
1125	Pre-K Programs	14,538.78	109,891.69	6,271.31	166,338.00	50,175.00	69.84	** Function
600	Other Objects	0.00	0.00	0.00	0.00	0.00	0.00	
1203	Emh Handicapped lighted way	0.00	0.00	0.00	0.00	0.00	0.00	** Function
100	Salaries	0.00	0.00	0.00	2,500.00	2,500.00	0.00	
200	Employee Benefits	0.00	0.00	0.00	500.00	500.00	0.00	
300	Purchased Services	12,819.17	39,012.17	0.00	73,000.00	33,987.83	53.44	
400	Supplies And Materials	0.00	0.00	0.00	0.00	0.00	0.00	
1204	Physically Hndcap Homebound	12,819.17	39,012.17	0.00	76,000.00	36,987.83	51.33	** Function
300	Purchased Services	0.00	0.00	0.00	800.00	800.00	0.00	
1206	Visually Impaired (Vi)	0.00	0.00	0.00	800.00	800.00	0.00	** Function
300	Purchased Services	54.72	8,881.28	0.00	13,300.00	4,418.72	66.78	
400	Supplies And Materials	0.00	0.00	0.00	0.00	0.00	0.00	
1207	Hard Of Hearing (Hh)	54.72	8,881.28	0.00	13,300.00	4,418.72	66.78	** Function
100	Salaries	4,236.29	33,646.77	2,118.15	53,000.00	17,235.08	67.48	
200	Employee Benefits	1,208.14	8,673.78	604.07	14,000.00	4,722.15	66.27	
300	Purchased Services	24,400.15	49,675.55	0.00	49,500.00	(175.55)	100.35	
400	Supplies And Materials	0.00	0.00	0.00	650.00	650.00	0.00	
1210	Speech & Lang.Impaired	29,844.58	91,996.10	2,722.22	117,150.00	22,431.68	80.85	** Function
100	Salaries	0.00	0.00	0.00	0.00	0.00	0.00	
200	Employee Benefits	0.00	0.00	0.00	0.00	0.00	0.00	
300	Purchased Services	0.00	0.00	0.00	0.00	0.00	0.00	
400	Supplies And Materials	0.00	0.00	0.00	0.00	0.00	0.00	
1214	PRESCHOOL	0.00	0.00	0.00	0.00	0.00	0.00	** Function
100	Salaries	0.00	0.00	0.00	0.00	0.00	0.00	
200	Employee Benefits	0.00	0.00	0.00	0.00	0.00	0.00	

28

# Expenditure Report

Printed: 3/3/2017 3:36 PM  
PUTNAM COUNTY CUSD #535

Education Fund 10								
Function	1000	Instruction						
Function	1219	Pre Kind EARLY CHILDHOOD						
Object	300	Purchased Services						
Account	Description	M.T.D. Activity	Y.T.D. Activity	Open Encumb.	Current Budget	Budget Balance	% of Budget	State Account Number
300	Purchased Services	0.00	0.00	0.00	0.00	0.00	0.00	
400	Supplies And Materials	0.00	0.00	0.00	0.00	0.00	0.00	
<b>1219</b>	<b>Pre Kind EARLY CHILDHOOD</b>	<b>0.00</b>	<b>0.00</b>	<b>0.00</b>	<b>0.00</b>	<b>0.00</b>	<b>0.00</b>	** Function
100	Salaries	75,716.41	584,660.88	33,780.52	1,003,500.00	385,058.60	61.63	
200	Employee Benefits	19,516.22	142,535.40	9,248.72	200,000.00	48,215.88	75.89	
300	Purchased Services	156.75	3,304.67	0.00	6,800.00	3,495.33	48.60	
400	Supplies And Materials	391.33	9,000.77	90.79	46,900.00	37,808.44	19.38	
500	Capital Outlay	0.00	0.00	0.00	0.00	0.00	0.00	
<b>1220</b>	<b>Cross-Categorical (Cc)</b>	<b>95,780.71</b>	<b>739,501.72</b>	<b>43,120.03</b>	<b>1,257,200.00</b>	<b>474,578.25</b>	<b>62.25</b>	** Function
100	Salaries	0.00	0.00	0.00	0.00	0.00	0.00	
200	Employee Benefits	0.00	0.00	0.00	0.00	0.00	0.00	
300	Purchased Services	0.00	0.00	0.00	0.00	0.00	0.00	
400	Supplies And Materials	0.00	0.00	0.00	0.00	0.00	0.00	
500	Capital Outlay	0.00	0.00	0.00	0.00	0.00	0.00	
<b>1222</b>	<b>MI</b>	<b>0.00</b>	<b>0.00</b>	<b>0.00</b>	<b>0.00</b>	<b>0.00</b>	<b>0.00</b>	** Function
100	Salaries	5,722.94	41,512.81	2,610.82	66,500.00	22,376.37	66.35	
200	Employee Benefits	1,622.78	12,162.31	859.81	18,830.00	5,807.88	69.16	
300	Purchased Services	0.00	42.75	0.00	500.00	457.25	8.55	
400	Supplies And Materials	0.00	0.00	0.00	1,700.00	1,700.00	0.00	
<b>1225</b>	<b>Special Education Programs Pre-K</b>	<b>7,345.72</b>	<b>53,717.87</b>	<b>3,470.63</b>	<b>87,530.00</b>	<b>30,341.50</b>	<b>65.34</b>	** Function
100	Salaries	4,180.81	35,074.16	1,860.38	51,900.00	14,965.46	71.16	
200	Employee Benefits	3,090.12	18,749.75	590.03	32,600.00	13,260.22	59.32	
300	Purchased Services	(2,535.00)	3,765.67	0.00	6,100.00	2,334.33	61.73	
400	Supplies And Materials	0.00	3,083.46	119.05	13,213.00	10,010.49	24.24	
500	Capital Outlay	0.00	0.00	0.00	0.00	0.00	0.00	
<b>1250</b>	<b>Remedial and Supplemental Programs K-12</b>	<b>4,735.93</b>	<b>60,673.04</b>	<b>2,569.46</b>	<b>103,813.00</b>	<b>40,570.50</b>	<b>60.92</b>	** Function
100	Salaries	6,409.53	45,640.92	3,159.77	78,500.00	29,699.31	62.17	
200	Employee Benefits	1,607.13	10,985.55	803.57	16,800.00	5,010.88	70.17	
300	Purchased Services	0.00	919.92	0.00	3,500.00	2,580.08	26.28	
400	Supplies And Materials	2,324.63	7,639.41	0.00	8,889.00	1,249.59	85.94	
500	Capital Outlay	0.00	0.00	0.00	0.00	0.00	0.00	
600	Other Objects	0.00	163.00	0.00	500.00	337.00	32.60	
<b>1401</b>	<b>VOCATIONAL AG</b>	<b>10,341.29</b>	<b>65,348.80</b>	<b>3,963.34</b>	<b>108,189.00</b>	<b>38,876.86</b>	<b>64.07</b>	** Function
100	Salaries	0.00	7,320.01	0.00	7,500.00	179.99	97.60	

29

# Expenditure Report

Printed: 3/3/2017 3:36 PM  
PUTNAM COUNTY CUSD #535

## Education Fund 10

Function 1000 Instruction  
Function 1402 INDUSTRIAL ARTS  
Object 200 Employee Benefits

Account	Description	M.T.D. Activity	Y.T.D. Activity	Open Encumb.	Current Budget	Budget Balance	% of Budget	State Account Number
200	Employee Benefits	0.00	(576.43)	0.00	0.00	576.43	0.00	
300	Purchased Services	0.00	0.00	0.00	0.00	0.00	0.00	
400	Supplies And Materials	0.00	1,546.38	245.15	0.00	(1,791.53)	0.00	
500	Capital Outlay	0.00	0.00	0.00	0.00	0.00	0.00	
1402	INDUSTRIAL ARTS	0.00	8,289.96	245.15	7,500.00	(1,035.11)	113.80	** Function
100	Salaries	2,996.00	18,027.30	1,602.63	31,170.00	11,540.07	62.98	
200	Employee Benefits	1,480.75	8,923.25	743.13	14,500.00	4,833.62	66.66	
300	Purchased Services	0.00	0.00	0.00	600.00	600.00	0.00	
400	Supplies And Materials	0.00	5,407.00	0.00	5,400.00	(7.00)	100.13	
500	Capital Outlay	0.00	0.00	0.00	0.00	0.00	0.00	
1407	BUSINESS ED	4,476.75	32,357.55	2,345.76	51,670.00	16,966.69	67.16	** Function
100	Salaries	3,153.47	23,875.68	1,446.92	26,430.00	1,107.40	95.81	
200	Employee Benefits	0.00	278.48	0.00	6,500.00	6,221.52	4.28	
300	Purchased Services	0.00	0.00	0.00	1,000.00	1,000.00	0.00	
400	Supplies And Materials	0.00	0.00	0.00	300.00	300.00	0.00	
1459	CO-OP PROGRAM	3,153.47	24,154.16	1,446.92	34,230.00	8,628.92	74.79	** Function
100	Salaries	17,586.82	82,913.72	7,101.01	125,000.00	34,985.27	72.01	
200	Employee Benefits	656.10	2,930.37	36.28	5,450.00	2,483.35	54.43	
300	Purchased Services	3,704.73	15,532.18	0.00	31,500.00	15,967.82	49.31	
400	Supplies And Materials	1,932.99	10,893.13	0.00	17,700.00	6,806.87	61.54	
500	Capital Outlay	0.00	8,293.78	0.00	15,300.00	7,006.22	54.21	
600	Other Objects	710.00	9,650.35	0.00	11,500.00	1,849.65	83.92	
1501	ATHLETICS	24,590.64	130,213.53	7,137.29	206,450.00	69,099.18	66.53	** Function
100	Salaries	0.00	0.00	0.00	0.00	0.00	0.00	
200	Employee Benefits	0.00	0.00	0.00	0.00	0.00	0.00	
300	Purchased Services	0.00	0.00	0.00	0.00	0.00	0.00	
400	Supplies And Materials	0.00	0.00	0.00	0.00	0.00	0.00	
500	Capital Outlay	0.00	0.00	0.00	0.00	0.00	0.00	
600	Other Objects	0.00	0.00	0.00	0.00	0.00	0.00	
1502	Music	0.00	0.00	0.00	0.00	0.00	0.00	** Function
100	Salaries	1,970.65	16,476.10	985.40	25,000.00	7,538.50	69.85	
200	Employee Benefits	0.00	122.91	0.00	3,000.00	2,877.09	4.10	
300	Purchased Services	27.36	27.36	0.00	500.00	472.64	5.47	
400	Supplies And Materials	999.22	5,915.01	0.00	6,300.00	384.99	93.89	
600	Other Objects	0.00	0.00	0.00	200.00	200.00	0.00	

30

# Expenditure Report

Printed: 3/3/2017 3:36 PM  
PUTNAM COUNTY CUSD #535

## Education Fund 10

Function 1000 Instruction  
Function 1540 EXTRA CURRICULAR  
Object 600 Other Objects

Account	Description	M.T.D. Activity	Y.T.D. Activity	Open Encumb.	Current Budget	Budget Balance	% of Budget	State Account Number
1540	EXTRA CURRICULAR	2,997.23	22,541.38	985.40	35,000.00	11,473.22	67.22	** Function
100	Salaries	0.00	8,505.00	0.00	18,000.00	9,495.00	47.25	
200	Employee Benefits	0.00	1,929.92	0.00	3,200.00	1,270.08	60.31	
300	Purchased Services	0.00	0.00	0.00	0.00	0.00	0.00	
400	Supplies And Materials	0.00	213.02	0.00	250.00	36.98	85.21	
1600	Summer School	0.00	10,647.94	0.00	21,450.00	10,802.06	49.64	** Function
400	Supplies And Materials	0.00	0.00	0.00	0.00	0.00	0.00	
1650	Gifted Programs	0.00	0.00	0.00	0.00	0.00	0.00	** Function
100	Salaries	1,610.00	11,472.32	805.00	22,000.00	9,722.68	55.81	
200	Employee Benefits	0.00	331.42	0.00	2,500.00	2,168.58	13.26	
300	Purchased Services	0.00	3,882.41	0.00	8,300.00	4,417.59	46.78	
400	Supplies And Materials	0.00	1,318.84	0.00	2,000.00	681.16	65.94	
1700	Drivers Education Program	1,610.00	17,004.99	805.00	34,800.00	16,990.01	51.18	** Function
100	Salaries	125.00	750.00	62.50	1,500.00	687.50	54.17	
300	Purchased Services	0.00	0.00	0.00	0.00	0.00	0.00	
400	Supplies And Materials	0.00	0.00	0.00	0.00	0.00	0.00	
500	Capital Outlay	0.00	0.00	0.00	0.00	0.00	0.00	
1800	Bilingual Programs	125.00	750.00	62.50	1,500.00	687.50	54.17	** Function
600	Other Objects	22,623.29	214,136.94	0.00	365,000.00	150,863.06	58.67	
1912	Special Education Programs K-12 - Private Tuition	22,623.29	214,136.94	0.00	365,000.00	150,863.06	58.67	** Function
1000	Instruction	543,658.21	3,793,965.89	217,249.67	6,381,283.00	2,370,067.44	62.86	* Function
100	Salaries	11,497.81	90,990.26	5,748.91	139,500.00	42,760.83	69.35	
200	Employee Benefits	3,393.39	24,760.55	1,698.21	38,100.00	11,641.24	69.45	
300	Purchased Services	0.00	339.57	0.00	1,500.00	1,160.43	22.64	
400	Supplies And Materials	0.00	903.38	0.00	1,170.00	266.62	77.21	
500	Capital Outlay	0.00	0.00	0.00	0.00	0.00	0.00	
600	Other Objects	0.00	0.00	0.00	200.00	200.00	0.00	
2110	Attendance/Soc Wrk Serv	14,891.20	116,993.76	7,447.12	180,470.00	56,029.12	68.95	** Function
100	Salaries	5,754.55	46,037.31	2,877.28	70,000.00	21,085.41	69.88	
200	Employee Benefits	1,436.77	10,476.97	728.25	16,000.00	4,794.78	70.03	
300	Purchased Services	0.00	233.70	0.00	1,650.00	1,416.30	14.16	
400	Supplies And Materials	0.00	0.00	0.00	450.00	450.00	0.00	
500	Capital Outlay	0.00	0.00	0.00	0.00	0.00	0.00	
600	Other Objects	0.00	0.00	0.00	100.00	100.00	0.00	

31

# Expenditure Report

Printed: 3/3/2017 3:36 PM  
PUTNAM COUNTY CUSD #535

## Education Fund 10

Function 2000 Support Services  
Function 2120 Guidance Services  
Object 600 Other Objects

Account	Description	M.T.D. Activity	Y.T.D. Activity	Open Encumb.	Current Budget	Budget Balance	% of Budget	State Account Number
2120	Guidance Services	7,191.32	56,747.98	3,605.53	88,200.00	27,846.49	68.43	** Function
100	Salaries	3,621.79	27,405.16	1,772.56	54,000.00	24,822.28	54.03	
200	Employee Benefits	565.05	4,524.59	280.98	6,500.00	1,694.43	73.93	
300	Purchased Services	200.18	794.12	0.00	1,700.00	905.88	46.71	
400	Supplies And Materials	42.12	66.78	0.00	1,350.00	1,283.22	4.95	
2134	Nurse Services	4,429.14	32,790.65	2,053.54	63,550.00	28,705.81	54.83	** Function
100	Salaries	1,314.48	12,631.89	657.24	16,500.00	3,210.87	80.54	
200	Employee Benefits	277.18	2,197.85	138.59	3,400.00	1,063.56	68.72	
300	Purchased Services	0.00	138.92	0.00	11,150.00	11,011.08	1.25	
400	Supplies And Materials	0.00	1,768.66	0.00	1,800.00	31.34	98.26	
500	Capital Outlay	0.00	0.00	0.00	0.00	0.00	0.00	
600	Other Objects	0.00	0.00	0.00	0.00	0.00	0.00	
2140	Psychological Services	1,591.66	16,737.32	795.83	32,850.00	15,316.85	53.37	** Function
300	Purchased Services	719.77	5,750.19	0.00	9,300.00	3,549.81	61.83	
400	Supplies And Materials	0.00	0.00	0.00	0.00	0.00	0.00	
500	Capital Outlay	0.00	0.00	0.00	0.00	0.00	0.00	
2190	Other Support Svs Pupils	719.77	5,750.19	0.00	9,300.00	3,549.81	61.83	** Function
300	Purchased Services	0.00	0.00	0.00	0.00	0.00	0.00	
400	Supplies And Materials	0.00	0.00	0.00	1,000.00	1,000.00	0.00	
600	Other Objects	0.00	0.00	0.00	0.00	0.00	0.00	
2191	OTHER SUPPORT	0.00	0.00	0.00	1,000.00	1,000.00	0.00	** Function
300	Purchased Services	0.00	0.00	0.00	0.00	0.00	0.00	
2192	TITLE V CHART COUNTS	0.00	0.00	0.00	0.00	0.00	0.00	** Function
100	Salaries	0.00	0.00	0.00	0.00	0.00	0.00	
200	Employee Benefits	0.00	0.00	0.00	0.00	0.00	0.00	
300	Purchased Services	0.00	0.00	0.00	0.00	0.00	0.00	
400	Supplies And Materials	0.00	0.00	0.00	0.00	0.00	0.00	
2193	Title IV	0.00	0.00	0.00	0.00	0.00	0.00	** Function
100	Salaries	800.21	18,103.59	250.01	51,000.00	32,646.40	35.99	
200	Employee Benefits	84.31	3,123.11	0.00	5,800.00	2,676.89	53.85	
300	Purchased Services	1,530.00	8,565.76	0.00	21,500.00	12,934.24	39.84	
400	Supplies And Materials	0.00	15,542.91	1,839.94	28,000.00	10,617.15	62.08	
2210	EPIC	2,414.52	45,335.37	2,089.95	106,300.00	58,874.68	44.61	** Function
100	Salaries	0.00	0.00	0.00	0.00	0.00	0.00	

32

# Expenditure Report

Printed: 3/3/2017 3:36 PM  
PUTNAM COUNTY CUSD #535

## Education Fund 10

Function 2000 Support Services  
Function 2215 TITLE II CLASS REDUCTION  
Object 200 Employee Benefits

Account	Description	M.T.D. Activity	Y.T.D. Activity	Open Encumb.	Current Budget	Budget Balance	% of Budget	State Account Number
200	Employee Benefits	0.00	0.00	0.00	0.00	0.00	0.00	
300	Purchased Services	0.00	0.00	0.00	0.00	0.00	0.00	
400	Supplies And Materials	0.00	0.00	0.00	0.00	0.00	0.00	
2215	TITLE II CLASS REDUCTION	0.00	0.00	0.00	0.00	0.00	0.00	** Function
300	Purchased Services	0.00	0.00	0.00	0.00	0.00	0.00	
400	Supplies And Materials	0.00	0.00	0.00	0.00	0.00	0.00	
500	Capital Outlay	0.00	0.00	0.00	0.00	0.00	0.00	
2218	Quality Assurance	0.00	0.00	0.00	0.00	0.00	0.00	** Function
200	Employee Benefits	0.00	0.00	0.00	0.00	0.00	0.00	
300	Purchased Services	0.00	0.00	0.00	0.00	0.00	0.00	
2219	BLOCK GRANT	0.00	0.00	0.00	0.00	0.00	0.00	** Function
100	Salaries	10,342.76	85,055.03	5,094.98	127,300.00	37,149.99	70.82	
200	Employee Benefits	1,790.93	13,337.05	927.36	21,500.00	7,235.59	66.35	
300	Purchased Services	124.15	712.03	0.00	2,400.00	1,687.97	29.67	
400	Supplies And Materials	553.78	4,562.77	23.27	14,765.00	10,178.96	31.06	
500	Capital Outlay	0.00	0.00	0.00	0.00	0.00	0.00	
2220	MEDIA PROGRAM	12,811.62	103,666.88	6,045.61	165,965.00	56,252.51	66.11	** Function
100	Salaries	6,225.58	45,274.87	3,112.79	76,000.00	27,612.34	63.67	
200	Employee Benefits	1,131.05	7,814.38	565.53	7,500.00	(879.91)	111.73	
300	Purchased Services	1,315.16	6,056.82	0.00	23,500.00	17,443.18	25.77	
400	Supplies And Materials	0.00	1,972.88	0.00	2,700.00	727.12	73.07	
2226	TECHNOLOGY	8,671.79	61,118.95	3,678.32	109,700.00	44,902.73	59.07	** Function
100	Salaries	0.00	0.00	0.00	0.00	0.00	0.00	
200	Employee Benefits	0.00	0.00	0.00	0.00	0.00	0.00	
300	Purchased Services	0.00	0.00	0.00	0.00	0.00	0.00	
2230	Assessment/Testing	0.00	0.00	0.00	0.00	0.00	0.00	** Function
100	Salaries	299.75	4,678.99	0.00	6,100.00	1,421.01	76.70	
200	Employee Benefits	0.00	0.00	0.00	0.00	0.00	0.00	
300	Purchased Services	876.00	33,345.51	0.00	58,400.00	25,054.49	57.10	
400	Supplies And Materials	1,649.77	20,906.18	0.00	42,000.00	21,093.82	49.78	
500	Capital Outlay	0.00	0.00	0.00	0.00	0.00	0.00	
600	Other Objects	1,767.47	7,169.88	0.00	32,000.00	24,830.12	22.41	
2310	Brd Ed Services	4,592.99	66,100.56	0.00	138,500.00	72,399.44	47.73	** Function
100	Salaries	7,087.50	72,067.30	3,543.75	85,000.00	9,388.95	88.95	

33

# Expenditure Report

Printed: 3/3/2017 3:36 PM  
PUTNAM COUNTY CUSD #535

## Education Fund 10

Function 2000 Support Services  
Function 2320 Executive Adm. Serv  
Object 200 Employee Benefits

Account	Description	M.T.D. Activity	Y.T.D. Activity	Open Encumb.	Current Budget	Budget Balance	% of Budget	State Account Number
200	Employee Benefits	3,041.92	24,351.05	1,520.96	34,500.00	8,627.99	74.99	
300	Purchased Services	1,066.40	13,398.85	0.00	17,300.00	3,901.15	77.45	
400	Supplies And Materials	191.80	9,374.46	0.00	10,000.00	625.54	93.74	
500	Capital Outlay	0.00	0.00	0.00	7,000.00	7,000.00	0.00	
600	Other Objects	0.00	1,665.26	0.00	3,000.00	1,334.74	55.51	
2320	Executive Adm. Serv	11,387.62	120,856.92	5,064.71	156,800.00	30,878.37	80.31	** Function
100	Salaries	43,645.27	331,947.76	21,114.52	519,000.00	165,937.72	68.03	
200	Employee Benefits	12,449.92	95,544.38	6,187.13	156,000.00	54,268.49	65.21	
300	Purchased Services	270.18	4,261.28	0.00	8,000.00	3,738.72	53.27	
400	Supplies And Materials	336.51	9,872.12	0.00	12,420.00	2,547.88	79.49	
500	Capital Outlay	0.00	0.00	0.00	1,500.00	1,500.00	0.00	
600	Other Objects	189.00	2,279.48	0.00	4,000.00	1,720.52	56.99	
2410	Office Of Principal Serv	56,890.88	443,905.02	27,301.65	700,920.00	229,713.33	67.23	** Function
100	Salaries	0.00	0.00	0.00	0.00	0.00	0.00	
200	Employee Benefits	0.00	0.00	0.00	0.00	0.00	0.00	
300	Purchased Services	0.00	0.00	0.00	0.00	0.00	0.00	
400	Supplies And Materials	0.00	0.00	0.00	0.00	0.00	0.00	
500	Capital Outlay	0.00	0.00	0.00	0.00	0.00	0.00	
600	Other Objects	0.00	0.00	0.00	0.00	0.00	0.00	
2510	Dirctn Business Suppt Ser	0.00	0.00	0.00	0.00	0.00	0.00	** Function
100	Salaries	7,820.95	62,201.05	1,716.65	100,000.00	36,082.30	63.92	
200	Employee Benefits	10.40	83.20	2.60	150.00	64.20	57.20	
300	Purchased Services	141.80	1,196.48	0.00	1,700.00	503.52	70.38	
400	Supplies And Materials	0.00	0.00	0.00	1,000.00	1,000.00	0.00	
500	Capital Outlay	0.00	0.00	0.00	0.00	0.00	0.00	
600	Other Objects	0.00	20.00	0.00	450.00	430.00	4.44	
2520	Fiscal Services	7,973.15	63,500.73	1,719.25	103,300.00	38,080.02	63.14	** Function
100	Salaries	13,913.97	109,346.63	6,603.23	168,300.00	52,350.14	68.89	
200	Employee Benefits	2,754.50	22,035.19	1,377.25	34,375.00	10,962.56	68.11	
300	Purchased Services	29.64	246.98	0.00	2,800.00	2,553.02	8.82	
400	Supplies And Materials	21,047.73	125,576.12	0.00	245,300.00	119,723.88	51.19	
500	Capital Outlay	0.00	0.00	0.00	4,000.00	4,000.00	0.00	
600	Other Objects	200.00	375.00	0.00	400.00	25.00	93.75	
2560	Food Services	37,945.84	257,579.92	7,980.48	455,175.00	189,614.60	58.34	** Function
300	Purchased Services	195.00	2,172.65	0.00	6,200.00	4,027.35	35.04	

34

# Expenditure Report

Printed: 3/3/2017 3:36 PM  
PUTNAM COUNTY CUSD #535

## Education Fund 10

Function 2000 Support Services  
Function 2630 Information Services  
Object 300 Purchased Services

Account	Description	M.T.D. Activity	Y.T.D. Activity	Open Encumb.	Current Budget	Budget Balance	% of Budget	State Account Number
2630	Information Services	195.00	2,172.65	0.00	6,200.00	4,027.35	35.04	** Function
100	Salaries	2,625.33	15,752.02	1,312.67	34,000.00	16,935.31	50.19	
200	Employee Benefits	2.60	15.48	1.30	75.00	58.22	22.37	
2640	Function 2640	2,627.93	15,767.50	1,313.97	34,075.00	16,993.53	50.13	** Function
300	Purchased Services	0.00	522.50	0.00	5,000.00	4,477.50	10.45	
400	Supplies And Materials	275.00	2,675.00	0.00	14,600.00	11,925.00	18.32	
2660	DATA PROCESSING	275.00	3,197.50	0.00	19,600.00	16,402.50	16.31	** Function
2000	Support Services	174,609.43	1,412,221.90	69,095.96	2,371,905.00	890,587.14	62.45	* Function
600	Other Objects	0.00	51,625.38	0.00	52,000.00	374.62	99.28	
4120	Payments Sp Ed Programs	0.00	51,625.38	0.00	52,000.00	374.62	99.28	** Function
600	Other Objects	0.00	0.00	0.00	0.00	0.00	0.00	
4140	Payments for CTE Programs	0.00	0.00	0.00	0.00	0.00	0.00	** Function
300	Purchased Services	0.00	0.00	0.00	0.00	0.00	0.00	
600	Other Objects	0.00	0.00	0.00	5,000.00	5,000.00	0.00	
4190	Other Pymnts Gov In State	0.00	0.00	0.00	5,000.00	5,000.00	0.00	** Function
600	Other Objects	0.00	700.00	0.00	6,000.00	5,300.00	11.67	
4210	Payments for Regular Programs - Tuition	0.00	700.00	0.00	6,000.00	5,300.00	11.67	** Function
600	Other Objects	0.00	45,029.04	0.00	120,000.00	74,970.96	37.52	
4220	Payments for Special Education Programs - Tuition	0.00	45,029.04	0.00	120,000.00	74,970.96	37.52	** Function
600	Other Objects	18,000.00	36,000.00	0.00	36,000.00	0.00	100.00	
4240	Payments for CTE Programs - Tuition	18,000.00	36,000.00	0.00	36,000.00	0.00	100.00	** Function
4000	Nonprogrammed Charges	18,000.00	133,354.42	0.00	219,000.00	85,645.58	60.89	* Function
600	Other Objects	0.00	0.00	0.00	10,000.00	10,000.00	0.00	
6000	Provision For Contingencs	0.00	0.00	0.00	10,000.00	10,000.00	0.00	** Function
6000	Provision For Contingencs	0.00	0.00	0.00	10,000.00	10,000.00	0.00	* Function
600	Other Objects	0.00	0.00	0.00	0.00	0.00	0.00	
8130	Prmt Trns From Ed Fund	0.00	0.00	0.00	0.00	0.00	0.00	** Function
8000	Other Financing Uses	0.00	0.00	0.00	0.00	0.00	0.00	* Function
10	Education Fund	736,267.64	5,339,542.21	286,345.63	8,982,188.00	3,356,300.16	62.63	Fund

35

# Expenditure Report

Printed: 3/3/2017 3:36 PM  
PUTNAM COUNTY CUSD #535

## Oper, Build, & Maint Fund 20

Function 2000 Support Services  
Function 2530 Function 2530  
Object 500 Capital Outlay

Account	Description	M.T.D. Activity	Y.T.D. Activity	Open Encumb.	Current Budget	Budget Balance	% of Budget	State Account Number
500	Capital Outlay	0.00	0.00	0.00	0.00	0.00	0.00	
2530	Function 2530	0.00	0.00	0.00	0.00	0.00	0.00	** Function
100	Salaries	23,439.36	211,148.87	10,453.49	401,200.00	179,597.64	55.23	
200	Employee Benefits	3,512.30	32,296.17	1,756.15	51,600.00	17,547.68	65.99	
300	Purchased Services	25,814.35	177,597.65	0.00	304,200.00	126,602.35	58.38	
400	Supplies And Materials	32,317.49	184,123.87	0.00	346,700.00	162,576.13	53.11	
500	Capital Outlay	7,704.20	144,332.85	0.00	188,900.00	44,567.15	76.41	
2542	Care & Upkeep Bldg Serv	92,787.70	749,499.41	12,209.64	1,292,600.00	530,890.95	58.93	** Function
100	Salaries	0.00	0.00	0.00	0.00	0.00	0.00	
300	Purchased Services	0.00	34,898.84	0.00	49,200.00	14,301.16	70.93	
400	Supplies And Materials	0.00	1,853.02	0.00	12,500.00	10,646.98	14.82	
500	Capital Outlay	0.00	87,178.49	0.00	140,000.00	52,821.51	62.27	
600	Other Objects	0.00	0.00	0.00	50.00	50.00	0.00	
2543	Care Upkeep Grnds Serv	0.00	123,930.35	0.00	201,750.00	77,819.65	61.43	** Function
2000	Support Services	92,787.70	873,429.76	12,209.64	1,494,350.00	608,710.60	59.27	* Function
600	Other Objects	0.00	0.00	0.00	0.00	0.00	0.00	
6000	Provision For Contingencs	0.00	0.00	0.00	0.00	0.00	0.00	** Function
6000	Provision For Contingencs	0.00	0.00	0.00	0.00	0.00	0.00	* Function
500	Capital Outlay	0.00	0.00	0.00	0.00	0.00	0.00	
8800	Function 8800	0.00	0.00	0.00	0.00	0.00	0.00	** Function
8000	Other Financing Uses	0.00	0.00	0.00	0.00	0.00	0.00	* Function
20	Oper, Build, & Maint Fund	92,787.70	873,429.76	12,209.64	1,494,350.00	608,710.60	59.27	Fund

36

# Expenditure Report

Printed: 3/3/2017 3:36 PM  
PUTNAM COUNTY CUSD #535

## Debt Service Fund or Fund Group 30

Function 5000 Debt Services  
Function 5140 State Aid Anticipation Certificates  
Object 600 Other Objects

Account	Description	M.T.D. Activity	Y.T.D. Activity	Open Encumb.	Current Budget	Budget Balance	% of Budget	State Account Number
600	Other Objects	0.00	0.00	0.00	0.00	0.00	0.00	
5140	State Aid Anticipation Certificates	0.00	0.00	0.00	0.00	0.00	0.00	** Function
600	Other Objects	0.00	16,546.67	0.00	24,797.00	8,250.33	66.73	
5200	Debt Service - Interest on Long-Term Debt	0.00	16,546.67	0.00	24,797.00	8,250.33	66.73	** Function
600	Other Objects	0.00	85,000.00	0.00	500,000.00	415,000.00	17.00	
5320	General Obligation Bonds	0.00	85,000.00	0.00	500,000.00	415,000.00	17.00	** Function
600	Other Objects	0.00	500.00	0.00	1,000.00	500.00	50.00	
5400	Debt Service Other - Short Term Debt Principal	0.00	500.00	0.00	1,000.00	500.00	50.00	** Function
5000	Debt Services	0.00	102,046.67	0.00	525,797.00	423,750.33	19.41	* Function
600	Other Objects	0.00	0.00	0.00	0.00	0.00	0.00	
8140	Prmt Transf Of Interest	0.00	0.00	0.00	0.00	0.00	0.00	** Function
8000	Other Financing Uses	0.00	0.00	0.00	0.00	0.00	0.00	* Function
30	Debt Service Fund or Fund Group	0.00	102,046.67	0.00	525,797.00	423,750.33	19.41	Fund

37

# Expenditure Report

Printed: 3/3/2017 3:36 PM  
PUTNAM COUNTY CUSD #535

## Transportation Fund 40

Function 2000 Support Services  
Function 2550 Pupil Transportation Ser  
Object 100 Salaries

Account	Description	M.T.D. Activity	Y.T.D. Activity	Open Encumb.	Current Budget	Budget Balance	% of Budget	State Account Number
100	Salaries	3,007.54	23,994.33	612.50	39,200.00	14,593.17	62.77	
200	Employee Benefits	43.72	447.36	0.00	1,300.00	852.64	34.41	
300	Purchased Services	86,991.14	499,426.67	0.00	927,989.00	428,562.33	53.82	
400	Supplies And Materials	0.00	2,427.45	0.00	6,500.00	4,072.55	37.35	
500	Capital Outlay	0.00	0.00	0.00	0.00	0.00	0.00	
2550	Pupil Transportation Ser	90,042.40	526,295.81	612.50	974,989.00	448,080.69	54.04	** Function
2000	Support Services	90,042.40	526,295.81	612.50	974,989.00	448,080.69	54.04	* Function
600	Other Objects	0.00	0.00	0.00	0.00	0.00	0.00	
6000	Provision For Contingencs	0.00	0.00	0.00	0.00	0.00	0.00	** Function
6000	Provision For Contingencs	0.00	0.00	0.00	0.00	0.00	0.00	* Function
600	Other Objects	0.00	0.00	0.00	0.00	0.00	0.00	
8140	Prmt Transf Of Interest	0.00	0.00	0.00	0.00	0.00	0.00	** Function
8000	Other Financing Uses	0.00	0.00	0.00	0.00	0.00	0.00	* Function
40	Transportation Fund	90,042.40	526,295.81	612.50	974,989.00	448,080.69	54.04	Fund

38

# Expenditure Report

Printed: 3/3/2017 3:36 PM  
PUTNAM COUNTY CUSD #535

I.M.R.F./Soc. Sec. Fund 50

Function 1000 Instruction  
Function 1110 Elementary  
Object 200 Employee Benefits

Account	Description	M.T.D. Activity	Y.T.D. Activity	Open Encumb.	Current Budget	Budget Balance	% of Budget	State Account Number
200	Employee Benefits	1,201.14	8,169.57	681.17	25,390.00	16,539.26	34.86	
1110	Elementary	1,201.14	8,169.57	681.17	25,390.00	16,539.26	34.86	** Function
200	Employee Benefits	445.05	3,680.04	213.08	7,300.00	3,406.88	53.33	
1111	Primary	445.05	3,680.04	213.08	7,300.00	3,406.88	53.33	** Function
200	Employee Benefits	803.62	5,082.57	276.25	8,900.00	3,541.18	60.21	
1112	Junior High	803.62	5,082.57	276.25	8,900.00	3,541.18	60.21	** Function
200	Employee Benefits	1,126.78	8,222.87	490.22	13,450.00	4,736.91	64.78	
1113	High School	1,126.78	8,222.87	490.22	13,450.00	4,736.91	64.78	** Function
200	Employee Benefits	0.00	0.00	0.00	0.00	0.00	0.00	
1114	Reading Imp	0.00	0.00	0.00	0.00	0.00	0.00	** Function
200	Employee Benefits	103.73	825.68	51.88	1,400.00	522.44	62.68	
1115	MUSIC	103.73	825.68	51.88	1,400.00	522.44	62.68	** Function
200	Employee Benefits	0.00	0.00	0.00	0.00	0.00	0.00	
1120	Middle-Junior High	0.00	0.00	0.00	0.00	0.00	0.00	** Function
200	Employee Benefits	703.88	6,186.80	342.73	9,100.00	2,570.47	71.75	
1125	Pre-K Programs	703.88	6,186.80	342.73	9,100.00	2,570.47	71.75	** Function
200	Employee Benefits	0.00	0.00	0.00	0.00	0.00	0.00	
1130	High School	0.00	0.00	0.00	0.00	0.00	0.00	** Function
200	Employee Benefits	0.00	0.00	0.00	75.00	75.00	0.00	
1204	Physically Hndcap Homebound	0.00	0.00	0.00	75.00	75.00	0.00	** Function
200	Employee Benefits	0.00	0.00	0.00	0.00	0.00	0.00	
1207	Hard Of Hearing (Hh)	0.00	0.00	0.00	0.00	0.00	0.00	** Function
200	Employee Benefits	60.84	481.97	30.42	950.00	437.61	53.94	
1210	Speech & Lang.Impaired	60.84	481.97	30.42	950.00	437.61	53.94	** Function
200	Employee Benefits	0.00	0.00	0.00	0.00	0.00	0.00	
1214	PRESCHOOL	0.00	0.00	0.00	0.00	0.00	0.00	** Function
200	Employee Benefits	0.00	0.00	0.00	0.00	0.00	0.00	
1219	Pre Kind EARLY CHILDHOOD	0.00	0.00	0.00	0.00	0.00	0.00	** Function
200	Employee Benefits	5,875.80	45,726.24	2,773.88	84,800.00	36,299.88	57.19	
1220	Cross-Categorical (Cc)	5,875.80	45,726.24	2,773.88	84,800.00	36,299.88	57.19	** Function
200	Employee Benefits	0.00	0.00	0.00	0.00	0.00	0.00	
1222	MI	0.00	0.00	0.00	0.00	0.00	0.00	** Function

30

# Expenditure Report

Printed: 3/3/2017 3:36 PM  
PUTNAM COUNTY CUSD #535

I.M.R.F./Soc. Sec. Fund 50

Function 1000 Instruction  
Function 1225 Special Education Programs Pre-K  
Object 200 Employee Benefits

Account	Description	M.T.D. Activity	Y.T.D. Activity	Open Encumb.	Current Budget	Budget Balance	% of Budget	State Account Number
200	Employee Benefits	382.01	2,898.11	187.00	4,950.00	1,864.89	62.33	
1225	Special Education Programs Pre-K	382.01	2,898.11	187.00	4,950.00	1,864.89	62.33	** Function
200	Employee Benefits	83.47	631.29	28.02	2,200.00	1,540.69	29.97	
1250	Remedial and Supplemental Programs K-12	83.47	631.29	28.02	2,200.00	1,540.69	29.97	** Function
200	Employee Benefits	99.67	717.99	49.18	1,200.00	432.83	63.93	
1401	VOCATIONAL AG	99.67	717.99	49.18	1,200.00	432.83	63.93	** Function
200	Employee Benefits	0.00	119.42	0.00	0.00	(119.42)	0.00	
1402	INDUSTRIAL ARTS	0.00	119.42	0.00	0.00	(119.42)	0.00	** Function
200	Employee Benefits	68.94	414.98	42.53	500.00	42.49	91.50	
1407	BUSINESS ED	68.94	414.98	42.53	500.00	42.49	91.50	** Function
200	Employee Benefits	0.00	0.00	0.00	0.00	0.00	0.00	
1415	IVCC TECH PREP	0.00	0.00	0.00	0.00	0.00	0.00	** Function
200	Employee Benefits	19.86	80.92	0.00	650.00	569.08	12.45	
1459	CO-OP PROGRAM	19.86	80.92	0.00	650.00	569.08	12.45	** Function
200	Employee Benefits	1,022.79	2,736.96	340.49	5,350.00	2,272.55	57.52	
1501	ATHLETICS	1,022.79	2,736.96	340.49	5,350.00	2,272.55	57.52	** Function
200	Employee Benefits	0.00	0.00	0.00	0.00	0.00	0.00	
1502	Music	0.00	0.00	0.00	0.00	0.00	0.00	** Function
200	Employee Benefits	0.00	125.63	0.00	900.00	774.37	13.96	
1540	EXTRA CURRICULAR	0.00	125.63	0.00	900.00	774.37	13.96	** Function
200	Employee Benefits	0.00	124.59	0.00	600.00	475.41	20.77	
1600	Summer School	0.00	124.59	0.00	600.00	475.41	20.77	** Function
200	Employee Benefits	0.00	0.00	0.00	0.00	0.00	0.00	
1650	Gifted Programs	0.00	0.00	0.00	0.00	0.00	0.00	** Function
200	Employee Benefits	0.00	60.61	0.00	325.00	264.39	18.65	
1700	Drivers Education Program	0.00	60.61	0.00	325.00	264.39	18.65	** Function
200	Employee Benefits	0.00	0.00	0.00	0.00	0.00	0.00	
1800	Bilingual Programs	0.00	0.00	0.00	0.00	0.00	0.00	** Function
1000	Instruction	11,997.58	86,286.24	5,506.85	168,040.00	76,246.91	54.63	* Function
200	Employee Benefits	372.45	2,913.50	186.21	5,300.00	2,200.29	58.49	
2110	Attendance/Soc Wrk Serv	372.45	2,913.50	186.21	5,300.00	2,200.29	58.49	** Function
200	Employee Benefits	82.68	666.43	41.33	1,200.00	492.24	58.98	

40

# Expenditure Report

Printed: 3/3/2017 3:36 PM  
PUTNAM COUNTY CUSD #535

I.M.R.F./Soc. Sec. Fund 50

Function 2000 Support Services  
Function 2120 Guidance Services  
Object 200 Employee Benefits

Account	Description	M.T.D. Activity	Y.T.D. Activity	Open Encumb.	Current Budget	Budget Balance	% of Budget	State Account Number
2120	Guidance Services	82.68	666.43	41.33	1,200.00	492.24	58.98	** Function
200	Employee Benefits	667.34	5,095.72	326.47	10,300.00	4,877.81	52.64	
2134	Nurse Services	667.34	5,095.72	326.47	10,300.00	4,877.81	52.64	** Function
200	Employee Benefits	241.16	1,910.24	120.58	3,500.00	1,469.18	58.02	
2140	Psychological Services	241.16	1,910.24	120.58	3,500.00	1,469.18	58.02	** Function
200	Employee Benefits	0.00	0.00	0.00	0.00	0.00	0.00	
2192	TITLE V CHART COUNTS	0.00	0.00	0.00	0.00	0.00	0.00	** Function
200	Employee Benefits	0.00	0.00	0.00	0.00	0.00	0.00	
2193	Title IV	0.00	0.00	0.00	0.00	0.00	0.00	** Function
200	Employee Benefits	0.00	0.00	0.00	0.00	0.00	0.00	
2196	Comp Arts	0.00	0.00	0.00	0.00	0.00	0.00	** Function
200	Employee Benefits	4.14	464.45	0.00	1,900.00	1,435.55	24.44	
2210	EPIC	4.14	464.45	0.00	1,900.00	1,435.55	24.44	** Function
200	Employee Benefits	0.00	0.00	0.00	0.00	0.00	0.00	
2212	CURRICULUM DIRECTOR	0.00	0.00	0.00	0.00	0.00	0.00	** Function
200	Employee Benefits	0.00	0.00	0.00	0.00	0.00	0.00	
2215	TITLE II CLASS REDUCTION	0.00	0.00	0.00	0.00	0.00	0.00	** Function
200	Employee Benefits	0.00	0.00	0.00	0.00	0.00	0.00	
2218	Quality Assurance	0.00	0.00	0.00	0.00	0.00	0.00	** Function
200	Employee Benefits	0.00	0.00	0.00	0.00	0.00	0.00	
2219	BLOCK GRANT	0.00	0.00	0.00	0.00	0.00	0.00	** Function
200	Employee Benefits	1,083.85	9,167.55	534.87	18,225.00	8,522.58	53.24	
2220	MEDIA PROGRAM	1,083.85	9,167.55	534.87	18,225.00	8,522.58	53.24	** Function
200	Employee Benefits	0.00	0.00	0.00	0.00	0.00	0.00	
2225	TECH THRUST	0.00	0.00	0.00	0.00	0.00	0.00	** Function
200	Employee Benefits	439.37	2,723.03	219.68	850.00	(2,092.71)	346.20	
2226	TECHNOLOGY	439.37	2,723.03	219.68	850.00	(2,092.71)	346.20	** Function
200	Employee Benefits	0.00	0.00	0.00	0.00	0.00	0.00	
2230	Assessment/Testing	0.00	0.00	0.00	0.00	0.00	0.00	** Function
200	Employee Benefits	22.38	354.89	0.00	850.00	495.11	41.75	
2310	Brd Ed Services	22.38	354.89	0.00	850.00	495.11	41.75	** Function
200	Employee Benefits	126.48	1,234.67	63.24	1,600.00	302.09	81.12	

41

# Expenditure Report

Printed: 3/3/2017 3:36 PM  
PUTNAM COUNTY CUSD #535

I.M.R.F./Soc. Sec. Fund 50

Function 2000 Support Services  
Function 2320 Executive Adm. Serv  
Object 200 Employee Benefits

Account	Description	M.T.D. Activity	Y.T.D. Activity	Open Encumb.	Current Budget	Budget Balance	% of Budget	State Account Number
2320	Executive Adm. Serv	126.48	1,234.67	63.24	1,600.00	302.09	81.12	** Function
200	Employee Benefits	344.59	2,985.23	171.78	10,000.00	6,842.99	31.57	
2365	Risk Management and Claims Services Payments	344.59	2,985.23	171.78	10,000.00	6,842.99	31.57	** Function
200	Employee Benefits	2,382.35	18,703.41	1,143.28	40,900.00	21,053.31	48.52	
2410	Office Of Principal Serv	2,382.35	18,703.41	1,143.28	40,900.00	21,053.31	48.52	** Function
200	Employee Benefits	0.00	0.00	0.00	0.00	0.00	0.00	
2510	Dirctn Business Supt Ser	0.00	0.00	0.00	0.00	0.00	0.00	** Function
200	Employee Benefits	1,548.43	12,014.74	322.55	19,000.00	6,662.71	64.93	
2520	Fiscal Services	1,548.43	12,014.74	322.55	19,000.00	6,662.71	64.93	** Function
200	Employee Benefits	4,568.70	37,803.65	2,068.33	64,550.00	24,678.02	61.77	
2542	Care & Upkeep Bldg Serv	4,568.70	37,803.65	2,068.33	64,550.00	24,678.02	61.77	** Function
200	Employee Benefits	0.00	0.00	0.00	0.00	0.00	0.00	
2543	Care Upkeep Grnds Serv	0.00	0.00	0.00	0.00	0.00	0.00	** Function
200	Employee Benefits	309.92	2,393.46	0.00	4,600.00	2,206.54	52.03	
2550	Pupil Transportation Ser	309.92	2,393.46	0.00	4,600.00	2,206.54	52.03	** Function
200	Employee Benefits	2,526.08	19,574.73	1,224.42	32,100.00	11,300.85	64.79	
2560	Food Services	2,526.08	19,574.73	1,224.42	32,100.00	11,300.85	64.79	** Function
200	Employee Benefits	493.30	2,914.69	246.65	6,500.00	3,338.66	48.64	
2640	Function 2640	493.30	2,914.69	246.65	6,500.00	3,338.66	48.64	** Function
2000	Support Services	15,213.22	120,920.39	6,669.39	221,375.00	93,785.22	57.64	* Function
200	Employee Benefits	0.00	0.00	0.00	0.00	0.00	0.00	
3696	Safe To Learn	0.00	0.00	0.00	0.00	0.00	0.00	** Function
3000	Community Services	0.00	0.00	0.00	0.00	0.00	0.00	* Function
50	I.M.R.F./Soc. Sec. Fund	27,210.80	207,206.63	12,176.24	389,415.00	170,032.13	56.34	Fund

42

# Expenditure Report

Printed: 3/3/2017 3:36 PM  
PUTNAM COUNTY CUSD #535

## Capital Projects Fund or Fund Group 60

Function 2000 Support Services  
Function 2530 Function 2530  
Object 500 Capital Outlay

Account	Description	M.T.D. Activity	Y.T.D. Activity	Open Encumb.	Current Budget	Budget Balance	% of Budget	State Account Number
500	Capital Outlay	0.00	0.00	0.00	0.00	0.00	0.00	
2530	Function 2530	0.00	0.00	0.00	0.00	0.00	0.00	** Function
2000	Support Services	0.00	0.00	0.00	0.00	0.00	0.00	* Function
600	Other Objects	0.00	0.00	0.00	0.00	0.00	0.00	
8150	Prmnt Trnf From S&C	0.00	0.00	0.00	0.00	0.00	0.00	** Function
8000	Other Financing Uses	0.00	0.00	0.00	0.00	0.00	0.00	* Function
60	Capital Projects Fund or Fund Group	0.00	0.00	0.00	0.00	0.00	0.00	Fund

# Expenditure Report

Printed: 3/3/2017 3:36 PM  
PUTNAM COUNTY CUSD #535

## Working Cash Fund 70

Function	8000	Other Financing Uses
Function	8110	Permnt Trns Wrk Csh Abol
Object	600	Other Objects

Account	Description	M.T.D. Activity	Y.T.D. Activity	Open Encumb.	Current Budget	Budget Balance	% of Budget	State Account Number
600	Other Objects	0.00	370,000.00	0.00	266,041.00	(103,959.00)	139.08	
8110	Permnt Trns Wrk Csh Abol	0.00	370,000.00	0.00	266,041.00	(103,959.00)	139.08	** Function
600	Other Objects	0.00	0.00	0.00	0.00	0.00	0.00	
8120	Prmnt Trnf Int From Wrkcs	0.00	0.00	0.00	0.00	0.00	0.00	** Function
8000	Other Financing Uses	0.00	370,000.00	0.00	266,041.00	(103,959.00)	139.08	* Function
70	Working Cash Fund	0.00	370,000.00	0.00	266,041.00	(103,959.00)	139.08	Fund

44

# Expenditure Report

Printed: 3/3/2017 3:36 PM  
PUTNAM COUNTY CUSD #535

## Tort Immunity and Judgment Fund 80

Function 1000 Instruction  
Function 1110 Elementary  
Object 100 Salaries

Account	Description	M.T.D. Activity	Y.T.D. Activity	Open Encumb.	Current Budget	Budget Balance	% of Budget	State Account Number
100	Salaries	0.00	0.00	0.00	0.00	0.00	0.00	
200	Employee Benefits	0.00	0.00	0.00	0.00	0.00	0.00	
1110	Elementary	0.00	0.00	0.00	0.00	0.00	0.00	** Function
100	Salaries	0.00	0.00	0.00	0.00	0.00	0.00	
200	Employee Benefits	0.00	0.00	0.00	0.00	0.00	0.00	
1111	Primary	0.00	0.00	0.00	0.00	0.00	0.00	** Function
100	Salaries	0.00	0.00	0.00	0.00	0.00	0.00	
200	Employee Benefits	0.00	0.00	0.00	0.00	0.00	0.00	
1112	Junior High	0.00	0.00	0.00	0.00	0.00	0.00	** Function
100	Salaries	0.00	0.00	0.00	0.00	0.00	0.00	
200	Employee Benefits	0.00	0.00	0.00	0.00	0.00	0.00	
1113	High School	0.00	0.00	0.00	0.00	0.00	0.00	** Function
100	Salaries	0.00	0.00	0.00	0.00	0.00	0.00	
200	Employee Benefits	0.00	0.00	0.00	0.00	0.00	0.00	
1115	MUSIC	0.00	0.00	0.00	0.00	0.00	0.00	** Function
100	Salaries	0.00	0.00	0.00	0.00	0.00	0.00	
1210	Speech & Lang.Impaired	0.00	0.00	0.00	0.00	0.00	0.00	** Function
100	Salaries	0.00	0.00	0.00	0.00	0.00	0.00	
200	Employee Benefits	0.00	0.00	0.00	0.00	0.00	0.00	
1220	Cross-Categorical (Cc)	0.00	0.00	0.00	0.00	0.00	0.00	** Function
100	Salaries	0.00	0.00	0.00	0.00	0.00	0.00	
1225	Special Education Programs Pre-K	0.00	0.00	0.00	0.00	0.00	0.00	** Function
100	Salaries	0.00	0.00	0.00	0.00	0.00	0.00	
1401	VOCATIONAL AG	0.00	0.00	0.00	0.00	0.00	0.00	** Function
100	Salaries	0.00	0.00	0.00	0.00	0.00	0.00	
1402	INDUSTRIAL ARTS	0.00	0.00	0.00	0.00	0.00	0.00	** Function
100	Salaries	0.00	0.00	0.00	0.00	0.00	0.00	
200	Employee Benefits	0.00	0.00	0.00	0.00	0.00	0.00	
1407	BUSINESS ED	0.00	0.00	0.00	0.00	0.00	0.00	** Function
100	Salaries	0.00	0.00	0.00	0.00	0.00	0.00	
1459	CO-OP PROGRAM	0.00	0.00	0.00	0.00	0.00	0.00	** Function
100	Salaries	0.00	0.00	0.00	0.00	0.00	0.00	

45

# Expenditure Report

Printed: 3/3/2017 3:36 PM  
PUTNAM COUNTY CUSD #535

## Tort Immunity and Judgment Fund 80

Function	1000	Instruction
Function	1700	Drivers Education Program
Object	100	Salaries

Account	Description	M.T.D. Activity	Y.T.D. Activity	Open Encumb.	Current Budget	Budget Balance	% of Budget	State Account Number
1700	Drivers Education Program	0.00	0.00	0.00	0.00	0.00	0.00	** Function
1000	Instruction	0.00	0.00	0.00	0.00	0.00	0.00	* Function
100	Salaries	667.92	4,007.52	333.96	0.00	(4,341.48)	0.00	
200	Employee Benefits	137.41	829.80	70.25	0.00	(900.05)	0.00	
2134	Nurse Services	805.33	4,837.32	404.21	0.00	(5,241.53)	0.00	** Function
100	Salaries	0.00	0.00	0.00	0.00	0.00	0.00	
2320	Executive Adm. Serv	0.00	0.00	0.00	0.00	0.00	0.00	** Function
200	Employee Benefits	0.00	0.00	0.00	0.00	0.00	0.00	
300	Purchased Services	0.00	28,176.00	0.00	29,000.00	824.00	97.16	
2362	Workers Comp/Workers Occ Disease Acts Payments	0.00	28,176.00	0.00	29,000.00	824.00	97.16	** Function
200	Employee Benefits	6,576.00	6,576.00	0.00	0.00	(6,576.00)	0.00	
300	Purchased Services	0.00	10,720.58	0.00	12,000.00	1,279.42	89.34	
2363	Unemployment Insurance Act Payments	6,576.00	17,296.58	0.00	12,000.00	(5,296.58)	144.14	** Function
300	Purchased Services	0.00	45,769.82	0.00	44,000.00	(1,769.82)	104.02	
2364	Insurance Payments (regular or self-insurance)	0.00	45,769.82	0.00	44,000.00	(1,769.82)	104.02	** Function
100	Salaries	9,465.48	83,006.11	4,716.47	185,177.00	97,454.42	47.37	
200	Employee Benefits	25.93	151.35	12.71	0.00	(164.06)	0.00	
2365	Risk Management and Claims Services Payments	9,491.41	83,157.46	4,729.18	185,177.00	97,290.36	47.46	** Function
300	Purchased Services	390.45	8,754.47	0.00	12,000.00	3,245.53	72.95	
2367	Educational, Inspectional, Sup Serv due to loss	390.45	8,754.47	0.00	12,000.00	3,245.53	72.95	** Function
300	Purchased Services	1,420.00	14,060.24	0.00	20,000.00	5,939.76	70.30	
2369	Legal Services	1,420.00	14,060.24	0.00	20,000.00	5,939.76	70.30	** Function
100	Salaries	0.00	0.00	0.00	0.00	0.00	0.00	
2410	Office Of Principal Serv	0.00	0.00	0.00	0.00	0.00	0.00	** Function
300	Purchased Services	0.00	680.00	0.00	0.00	(680.00)	0.00	
2540	Function 2540	0.00	680.00	0.00	0.00	(680.00)	0.00	** Function
100	Salaries	0.00	0.00	0.00	0.00	0.00	0.00	
2542	Care & Upkeep Bldg Serv	0.00	0.00	0.00	0.00	0.00	0.00	** Function
100	Salaries	0.00	0.00	0.00	0.00	0.00	0.00	
2560	Food Services	0.00	0.00	0.00	0.00	0.00	0.00	** Function
2000	Support Services	18,683.19	202,731.89	5,133.39	302,177.00	94,311.72	68.79	* Function

46

# Expenditure Report

Printed: 3/3/2017 3:36 PM  
PUTNAM COUNTY CUSD #535

## Tort Immunity and Judgment Fund 80

Function 2000 Support Services

Function 2560 Food Services

Object 100 Salaries

Account	Description	M.T.D. Activity	Y.T.D. Activity	Open Encumb.	Current Budget	Budget Balance	% of Budget	State Account Number
80	Tort Immunity and Judgment Fund	18,683.19	202,731.89	5,133.39	302,177.00	94,311.72	68.79	Fund

47

# Expenditure Report

Printed: 3/3/2017 3:36 PM  
PUTNAM COUNTY CUSD #535

## Fire Prevention/Life Safety 90

Function 2000 Support Services  
Function 2548 L/S Capital Outlay  
Object 300 Purchased Services

Account	Description	M.T.D. Activity	Y.T.D. Activity	Open Encumb.	Current Budget	Budget Balance	% of Budget	State Account Number
300	Purchased Services	0.00	0.00	0.00	0.00	0.00	0.00	
500	Capital Outlay	0.00	63,384.84	0.00	63,385.00	0.16	100.00	
2548	L/S Capital Outlay	0.00	63,384.84	0.00	63,385.00	0.16	100.00	** Function
2000	Support Services	0.00	63,384.84	0.00	63,385.00	0.16	100.00	* Function
500	Capital Outlay	0.00	0.00	0.00	0.00	0.00	0.00	
4190	Other Pymnts Gov In State	0.00	0.00	0.00	0.00	0.00	0.00	** Function
4000	Nonprogrammed Charges	0.00	0.00	0.00	0.00	0.00	0.00	* Function
90	Fire Prevention/Life Safety	0.00	63,384.84	0.00	63,385.00	0.16	100.00	Fund
<b>Report Total:</b>		<b>964,991.73</b>	<b>7,684,637.81</b>	<b>316,477.40</b>	<b>12,998,342.00</b>	<b>4,997,226.79</b>	<b>61.55</b>	

# Revenue Report

Printed: 3/3/2017 3:35 PM  
PUTNAM COUNTY CUSD #535

## Education Fund 10

Source of Revenue 1112 Bond and Interest Purposes Levy  
Source of Revenue

Account	Description	M.T.D. Revenue	Y.T.D. Revenue	Revenue Budget	Budget Balance Revenue	% of Budget	State Account Number
<b>Bond and Interest Purposes Levy</b>							
10-111200-1	FIRST PRIOR YEAR LEVY	0.00	3,197,884.08	3,214,158.00	16,273.92	99.49	10-1112
1112	<b>Bond and Interest Purposes Levy</b>	0.00	3,197,884.08	3,214,158.00	16,273.92	99.49	* Source of Revenue
<b>1St Prior Yr-Tort</b>							
10-112200-1	TORT IMMUNITY-1ST PRIOR	0.00	0.00	0.00	0.00	0.00	10-1122
1122	<b>1St Prior Yr-Tort</b>	0.00	0.00	0.00	0.00	0.00	* Source of Revenue
<b>Leasing Purposes Levy</b>							
10-113000-1	FIRST PRIOR YR LEASE	0.00	59,084.13	59,084.00	(0.13)	100.00	10-1130
1130	<b>Leasing Purposes Levy</b>	0.00	59,084.13	59,084.00	(0.13)	100.00	* Source of Revenue
<b>Curr Yr Levy-Special Ed</b>							
10-114100-1	SP ED PRIOR YEAR LEVY	0.00	47,267.10	47,267.00	(0.10)	100.00	10-1141
1141	<b>Curr Yr Levy-Special Ed</b>	0.00	47,267.10	47,267.00	(0.10)	100.00	* Source of Revenue
<b>Mobile Home Privilege Tax</b>							
10-121000-1	MOBILE HOME PRIVILEGE TA	0.00	0.00	0.00	0.00	0.00	10-1210
1210	<b>Mobile Home Privilege Tax</b>	0.00	0.00	0.00	0.00	0.00	* Source of Revenue
<b>Corp Pers Prop Repl Tax</b>							
10-123000-1	CORP PERS PROP REPLC TAX	0.00	1,423,162.80	2,171,354.00	748,191.20	65.54	10-1230
1230	<b>Corp Pers Prop Repl Tax</b>	0.00	1,423,162.80	2,171,354.00	748,191.20	65.54	* Source of Revenue
<b>Source of Revenue 1290</b>							
10-129000-1	WETLANDS	0.00	0.00	0.00	0.00	0.00	10-1290
1290	<b>Source of Revenue 1290</b>	0.00	0.00	0.00	0.00	0.00	* Source of Revenue
<b>Reg Tuition from Other Districts (In-State)</b>							
10-131200-1	PUPIL TUITION OTHER LEA	0.00	127,719.00	287,000.00	159,281.00	44.50	10-1312
1312	<b>Reg Tuition from Other Districts (In-State)</b>	0.00	127,719.00	287,000.00	159,281.00	44.50	* Source of Revenue
<b>Regular Tuition from Other Sources (In-State)</b>							
10-131300-1		0.00	0.00	0.00	0.00	0.00	10-1313
1313	<b>Regular Tuition from Other Sources (In-State)</b>	0.00	0.00	0.00	0.00	0.00	* Source of Revenue
<b>Sp Ed Tuition-from Other Districts (In-State)</b>							
10-134200-1	PUPIL TUI-SP ED OTHER LEA	0.00	0.00	8,000.00	8,000.00	0.00	10-1342
1342	<b>Sp Ed Tuition-from Other Districts (In-State)</b>	0.00	0.00	8,000.00	8,000.00	0.00	* Source of Revenue
<b>Interest On Investments</b>							
10-151000-1	TAX INTEREST	0.00	0.00	0.00	0.00	0.00	10-1510
1510	<b>Interest On Investments</b>	0.00	0.00	0.00	0.00	0.00	* Source of Revenue

# Revenue Report

Printed: 3/3/2017 3:35 PM  
PUTNAM COUNTY CUSD #535

Education Fund 10							
Source of Revenue		Interest On Investments					
Source of Revenue							
Account	Description	M.T.D. Revenue	Y.T.D. Revenue	Revenue Budget	Budget Balance Revenue	% of Budget	State Account Number
<b>Interest On Investments</b>							
10-151100-1	ED-INT ON INVESTMENTS	1,226.69	11,112.85	17,500.00	6,387.15	63.50	10-1511
1511	Interest On Investments	1,226.69	11,112.85	17,500.00	6,387.15	63.50	* Source of Revenue
<b>Interest-Swaney Bonds</b>							
10-151200-1	INTEREST-SWANNEY BONDS	0.00	0.00	0.00	0.00	0.00	10-1512
1512	Interest-Swaney Bonds	0.00	0.00	0.00	0.00	0.00	* Source of Revenue
<b>Interest-Farnsworth</b>							
10-151300-1	INTEREST-FARNSWORTH	0.00	0.00	100.00	100.00	0.00	10-1513
1513	Interest-Farnsworth	0.00	0.00	100.00	100.00	0.00	* Source of Revenue
<b>Sales To Pupils-Lunch</b>							
10-161100-1	STUDENT LUNCH	12,162.02	73,701.07	115,000.00	41,298.93	64.09	10-1611
1611	Sales To Pupils-Lunch	12,162.02	73,701.07	115,000.00	41,298.93	64.09	* Source of Revenue
<b>Sales To Pupils-BFast</b>							
10-161200-1	STUDENT BREAKFAST	1,525.25	11,427.05	16,000.00	4,572.95	71.42	10-1612
1612	Sales To Pupils-BFast	1,525.25	11,427.05	16,000.00	4,572.95	71.42	* Source of Revenue
<b>Sales To Pupils-Other</b>							
10-161400-1	MILK SALES (OTHER)	398.65	2,143.75	9,500.00	7,356.25	22.57	10-1614
1614	Sales To Pupils-Other	398.65	2,143.75	9,500.00	7,356.25	22.57	* Source of Revenue
<b>Sales To Adults</b>							
10-162000-1	ADULT LUNCHES/BREAKFAST	425.05	3,146.05	5,000.00	1,853.95	62.92	10-1620
1620	Sales To Adults	425.05	3,146.05	5,000.00	1,853.95	62.92	* Source of Revenue
<b>Other Food Service</b>							
10-169000-1	HEAD START LUNCHES	0.00	0.00	0.00	0.00	0.00	10-1690
1690	Other Food Service	0.00	0.00	0.00	0.00	0.00	* Source of Revenue
<b>Admissions-Athletic</b>							
10-171102-2	H S ATHLETIC ADMISSIONS	2,496.00	17,728.00	12,000.00	(5,728.00)	147.73	10-1711-2
10-171104-3	JR HI-ATHLETIC ADMISSION	1,195.00	5,783.00	5,000.00	(783.00)	115.66	10-1711-4
1711	Admissions-Athletic	3,691.00	23,511.00	17,000.00	(6,511.00)	138.30	* Source of Revenue
<b>HS/JR Tourney</b>							
10-171400-1	H S / JR HI TOURNEY REV	116.68	2,809.68	3,000.00	190.32	93.66	10-1714
1714	HS/JR Tourney	116.68	2,809.68	3,000.00	190.32	93.66	* Source of Revenue
<b>Admissions-Other</b>							
10-171900-1	ADMISSION - OTHERS	0.00	2,130.00	11,000.00	8,870.00	19.36	10-1719

# Revenue Report

Printed: 3/3/2017 3:35 PM  
PUTNAM COUNTY CUSD #535

Education Fund 10							
Source of Revenue		1719	Admissions-Other				
Source of Revenue							
Account	Description	M.T.D. Revenue	Y.T.D. Revenue	Revenue Budget	Budget Balance Revenue	% of Budget	State Account Number
<b>1719</b>	<b>Admissions-Other</b>	0.00	2,130.00	11,000.00	8,870.00	19.36	* Source of Revenue
<b>Fees</b>							
10-172000-1	VOCATIONAL FEE HS	0.00	2,140.00	3,700.00	1,560.00	57.84	10-1720
10-172000-2	ACTIVITY FEES HS	0.00	6,510.00	13,500.00	6,990.00	48.22	10-1720
10-172000-3	ACTIVITY FEES JR H	25.00	2,325.00	3,500.00	1,175.00	66.43	10-1720
<b>1720</b>	<b>Fees</b>	25.00	10,975.00	20,700.00	9,725.00	53.02	* Source of Revenue
<b>Other Pupil Activity Rev</b>							
10-179000-1	OTHER DISTRICT REVENUE	0.00	1,840.00	1,000.00	(840.00)	184.00	10-1790
10-179000-8	H S PE RESALE	8.00	2,967.00	4,000.00	1,033.00	74.18	10-1790
10-179001-8	JH PE RESALE	20.00	1,268.00	3,000.00	1,732.00	42.27	10-1790-1
<b>1790</b>	<b>Other Pupil Activity Rev</b>	28.00	6,075.00	8,000.00	1,925.00	75.94	* Source of Revenue
<b>Shop Resale</b>							
10-179100-9		0.00	0.00	0.00	0.00	0.00	10-1791
<b>1791</b>	<b>Shop Resale</b>	0.00	0.00	0.00	0.00	0.00	* Source of Revenue
<b>Music Resale</b>							
10-179200-10	MUSIC RESALE	27.00	27.00	200.00	173.00	13.50	10-1792
<b>1792</b>	<b>Music Resale</b>	27.00	27.00	200.00	173.00	13.50	* Source of Revenue
<b>Rentals-Regular Textbook</b>							
10-181100-1	ELEM-TEXTBOOK RENTAL	0.00	10,890.00	12,500.00	1,610.00	87.12	10-1811
10-181100-2	H S- TEXTBOOK RENTAL	12.00	19,677.00	22,500.00	2,823.00	87.45	10-1811
10-181100-3	JR HI-TEXTBOOK RENTAL	0.00	7,275.00	8,500.00	1,225.00	85.59	10-1811
<b>1811</b>	<b>Rentals-Regular Textbook</b>	12.00	37,842.00	43,500.00	5,658.00	86.99	* Source of Revenue
<b>Rentals - Other</b>							
10-181900-1	INSTRUMENT RENTAL	0.00	0.00	400.00	400.00	0.00	10-1819
<b>1819</b>	<b>Rentals - Other</b>	0.00	0.00	400.00	400.00	0.00	* Source of Revenue
<b>Donations-Private Sources</b>							
10-192000-1	DONATIONS	6,457.87	12,222.81	20,000.00	7,777.19	61.11	10-1920
10-192001-1	DONATIONS-NCF	0.00	0.00	0.00	0.00	0.00	10-1920
<b>1920</b>	<b>Donations-Private Sources</b>	6,457.87	12,222.81	20,000.00	7,777.19	61.11	* Source of Revenue
<b>Services Provided to Other Districts</b>							
10-194000-1	PSY LEA ASSESSEMENT	0.00	0.00	0.00	0.00	0.00	10-1940
<b>1940</b>	<b>Services Provided to Other Districts</b>	0.00	0.00	0.00	0.00	0.00	* Source of Revenue
<b>SW LEA Assessment</b>							
10-194100-1	SW LEA ASSESSMENT	0.00	0.00	0.00	0.00	0.00	10-1941

# Revenue Report

Printed: 3/3/2017 3:35 PM  
PUTNAM COUNTY CUSD #535

Education Fund 10							
Source of Revenue		1941	SW LEA Assessment				
Source of Revenue							
Account	Description	M.T.D. Revenue	Y.T.D. Revenue	Revenue Budget	Budget Balance Revenue	% of Budget	State Account Number
10-194110-1	HEARING IMP ASSESS.	0.00	0.00	0.00	0.00	0.00	10-1941
1941	SW LEA Assessment	0.00	0.00	0.00	0.00	0.00	* Source of Revenue
<b>Lease Incentive Grant</b>							
10-194200-1		0.00	0.00	0.00	0.00	0.00	10-1942
1942	Lease Incentive Grant	0.00	0.00	0.00	0.00	0.00	* Source of Revenue
<b>Refund-Prior Yr Expenditu</b>							
10-195000-1	REFUND EXPENSES	0.00	0.00	13,500.00	13,500.00	0.00	10-1950
1950	Refund-Prior Yr Expenditu	0.00	0.00	13,500.00	13,500.00	0.00	* Source of Revenue
<b>Drivers Education Fees</b>							
10-197000-1	DRIVERS ED FEE	0.00	0.00	3,000.00	3,000.00	0.00	10-1970
1970	Drivers Education Fees	0.00	0.00	3,000.00	3,000.00	0.00	* Source of Revenue
<b>Other Local Revenues</b>							
10-199900-1	OTHER LOCAL REVENUE	1,478.27	86,651.16	90,000.00	3,348.84	96.28	10-1999
10-199900-3	INSURANCE/PLAY EQUIPMENT	0.00	0.00	0.00	0.00	0.00	10-1999
10-199901-1	INTERNET REVENUE	0.00	0.00	0.00	0.00	0.00	10-1999-1
1999	Other Local Revenues	1,478.27	86,651.16	90,000.00	3,348.84	96.28	* Source of Revenue
<b>Source of Revenue 2200</b>							
10-220000-1	POVERTY GRANT	0.00	0.00	0.00	0.00	0.00	10-2200
2200	Source of Revenue 2200	0.00	0.00	0.00	0.00	0.00	* Source of Revenue
<b>Other Flow-Through</b>							
10-223000-1	ROE FLOW THRU	0.00	0.00	0.00	0.00	0.00	10-2230
2230	Other Flow-Through	0.00	0.00	0.00	0.00	0.00	* Source of Revenue
<b>General State Aid</b>							
10-300100-1	GENERAL STATE AID	47,045.60	327,259.55	560,500.00	233,240.45	58.39	10-3001
3001	General State Aid	47,045.60	327,259.55	560,500.00	233,240.45	58.39	* Source of Revenue
<b>Hold Harmless</b>							
10-300200-1	HOLD HARMLESS GSA	0.00	0.00	0.00	0.00	0.00	10-3002
3002	Hold Harmless	0.00	0.00	0.00	0.00	0.00	* Source of Revenue
<b>Spec Ed-Priv Facility Tui</b>							
10-310000-1	SP ED PRIV FAC TUITION	0.00	16,805.65	70,000.00	53,194.35	24.01	10-3100
3100	Spec Ed-Priv Facility Tui	0.00	16,805.65	70,000.00	53,194.35	24.01	* Source of Revenue
<b>Spec Ed -Extraordinary</b>							
10-310500-1	SP ED EXTRA ORDINARY	0.00	26,584.00	130,000.00	103,416.00	20.45	10-3105
3105	Spec Ed -Extraordinary	0.00	26,584.00	130,000.00	103,416.00	20.45	* Source of Revenue

# Revenue Report

Printed: 3/3/2017 3:35 PM  
PUTNAM COUNTY CUSD #535

Education Fund 10							
Source of Revenue		3105	Spec Ed -Extraordinary				
Source of Revenue							
Account	Description	M.T.D. Revenue	Y.T.D. Revenue	Revenue Budget	Budget Balance Revenue	% of Budget	State Account Number
<b>Spec Ed -Personnel</b>							
10-311000-1	SP ED PERSONNEL	1,136.25	56,062.75	240,000.00	183,937.25	23.36	10-3110
3110	Spec Ed -Personnel	1,136.25	56,062.75	240,000.00	183,937.25	23.36	* Source of Revenue
<b>Spec Ed-Orphanage-Individ</b>							
10-312000-1	SP ED ORPHANAGE	0.00	0.00	0.00	0.00	0.00	10-3120
3120	Spec Ed-Orphanage-Individ	0.00	0.00	0.00	0.00	0.00	* Source of Revenue
<b>Spec Ed -Summer School</b>							
10-314500-1	SP ED SUMMER SCHOOL	0.00	0.00	500.00	500.00	0.00	10-3145
3145	Spec Ed -Summer School	0.00	0.00	500.00	500.00	0.00	* Source of Revenue
<b>Career and Technical Education CTE Tech Prep</b>							
10-322000-40	CTEI GRANT-SRAVTE	0.00	2,183.44	18,693.00	16,509.56	11.68	10-3200
3200	Career and Technical Education CTE Tech Prep	0.00	2,183.44	18,693.00	16,509.56	11.68	* Source of Revenue
<b>Voc Ed - Formula</b>							
10-321500-18	VOC AG STATE GRTS	0.00	0.00	0.00	0.00	0.00	10-3215
3215	Voc Ed - Formula	0.00	0.00	0.00	0.00	0.00	* Source of Revenue
<b>CTE - Agriculture Education</b>							
10-323500-19	VOC AG SUPPLEMENTAL	0.00	0.00	2,489.00	2,489.00	0.00	10-3235
3235	CTE - Agriculture Education	0.00	0.00	2,489.00	2,489.00	0.00	* Source of Revenue
<b>CTE - Other</b>							
10-329900-40	FCAE GRANT	0.00	0.00	0.00	0.00	0.00	10-3299
3299	CTE - Other	0.00	0.00	0.00	0.00	0.00	* Source of Revenue
<b>Bilingual Ed-Downstate- TPI and TBE</b>							
10-330500-20	TPI/TBE BILINGUAL ED	0.00	0.00	0.00	0.00	0.00	10-3305
3305	Bilingual Ed-Downstate- TPI and TBE	0.00	0.00	0.00	0.00	0.00	* Source of Revenue
<b>State Free Lunch/BFfast</b>							
10-336000-1	IL FREE LUNCH/BRKFST AIDE	521.84	743.96	3,500.00	2,756.04	21.26	10-3360
10-336500-1	IL BREAKFAST INITIATIVE	0.00	0.00	0.00	0.00	0.00	10-3360
3360	State Free Lunch/BFfast	521.84	743.96	3,500.00	2,756.04	21.26	* Source of Revenue
<b>Driver Education</b>							
10-337000-1	DRIVERS ED REIMBURSEMENT	0.00	7,018.60	15,000.00	7,981.40	46.79	10-3370-1
3370	Driver Education	0.00	7,018.60	15,000.00	7,981.40	46.79	* Source of Revenue
<b>Learning Improvement-Change Grants</b>							
10-361002-1	SCHOOL IMP-HOP	0.00	0.00	0.00	0.00	0.00	10-3610

# Revenue Report

Printed: 3/3/2017 3:35 PM  
PUTNAM COUNTY CUSD #535

Education Fund 10							
Source of Revenue		3610	Learning Improvement-Change Grants				
Account	Description	M.T.D. Revenue	Y.T.D. Revenue	Revenue Budget	Budget Balance Revenue	% of Budget	State Account Number
<b>3610</b>	<b>Learning Improvement-Change Grants</b>	0.00	0.00	0.00	0.00	0.00	* Source of Revenue
<b>School Imp Grant</b>							
10-364000-24	SCHOOL IMP BLOCK GRANT	0.00	0.00	0.00	0.00	0.00	10-3640
<b>3640</b>	<b>School Imp Grant</b>	0.00	0.00	0.00	0.00	0.00	* Source of Revenue
<b>Quality Assurance Grant</b>							
10-364100-31	LEARNING IMP GRANT	0.00	0.00	0.00	0.00	0.00	10-3641
<b>3641</b>	<b>Quality Assurance Grant</b>	0.00	0.00	0.00	0.00	0.00	* Source of Revenue
<b>National Board Certification</b>							
10-365100-1	NATL BOARD CERTIFIC	0.00	0.00	0.00	0.00	0.00	10-3651-1
<b>3651</b>	<b>National Board Certification</b>	0.00	0.00	0.00	0.00	0.00	* Source of Revenue
<b>Truants Alt/Opt Education</b>							
10-369500-1	SAFE TO LEARN GRANT	0.00	0.00	0.00	0.00	0.00	10-3695
<b>3695</b>	<b>Truants Alt/Opt Education</b>	0.00	0.00	0.00	0.00	0.00	* Source of Revenue
<b>Early Childhood - Block Grant</b>							
10-370500-26	EARLY CHILDHOOD GRT GRANT	20,600.00	100,600.00	137,800.00	37,200.00	73.00	10-3705
<b>3705</b>	<b>Early Childhood - Block Grant</b>	20,600.00	100,600.00	137,800.00	37,200.00	73.00	* Source of Revenue
<b>Reading Improvement - Block Grant</b>							
10-371500-27	READING IMPROVEMENT GRAN	0.00	0.00	0.00	0.00	0.00	10-3715
<b>3715</b>	<b>Reading Improvement - Block Grant</b>	0.00	0.00	0.00	0.00	0.00	* Source of Revenue
<b>Continued Reading Improvement Block Grant</b>							
10-372500-28		0.00	0.00	0.00	0.00	0.00	10-3725
<b>3725</b>	<b>Continued Reading Improvement Block Grant</b>	0.00	0.00	0.00	0.00	0.00	* Source of Revenue
<b>Report Cards</b>							
10-373500-1		0.00	0.00	0.00	0.00	0.00	10-3735
<b>3735</b>	<b>Report Cards</b>	0.00	0.00	0.00	0.00	0.00	* Source of Revenue
<b>School Safety &amp; Educational Improv Block Grant</b>							
10-377500-43	ADA BLOCK GRANT	0.00	0.00	0.00	0.00	0.00	10-3775
<b>3775</b>	<b>School Safety &amp; Educational Improv Block Grant</b>	0.00	0.00	0.00	0.00	0.00	* Source of Revenue
<b>Closing The Gap</b>							
10-379200-1		0.00	0.00	0.00	0.00	0.00	10-3792
<b>3792</b>	<b>Closing The Gap</b>	0.00	0.00	0.00	0.00	0.00	* Source of Revenue
<b>TIP GRANT</b>							
10-379400-1		0.00	0.00	0.00	0.00	0.00	10-3794

# Revenue Report

Printed: 3/3/2017 3:35 PM  
PUTNAM COUNTY CUSD #535

Education Fund 10							
Source of Revenue		3794	TIP GRANT				
Source of Revenue							
Account	Description	M.T.D. Revenue	Y.T.D. Revenue	Revenue Budget	Budget Balance Revenue	% of Budget	State Account Number
3794	TIP GRANT	0.00	0.00	0.00	0.00	0.00	* Source of Revenue
<b>State Library Grant</b>							
10-380000-32		0.00	0.00	0.00	0.00	0.00	10-3800
3800	State Library Grant	0.00	0.00	0.00	0.00	0.00	* Source of Revenue
<b>Emer Fin Assist/Temp Reloc Grant/Other Restr Rev</b>							
10-399900-1	LIBRARY GRNT/OTHER STATE REV	0.00	0.00	5,000.00	5,000.00	0.00	10-3999
10-399901-1	RESPRO GRANT	0.00	0.00	0.00	0.00	0.00	10-3999
3999	Emer Fin Assist/Temp Reloc Grant/Other Restr Rev	0.00	0.00	5,000.00	5,000.00	0.00	* Source of Revenue
<b>Title V - Innovation and Flexibility Formula</b>							
10-410000-37	TITLE V INVO(CHAR CTS	0.00	0.00	0.00	0.00	0.00	10-4100
4100	Title V - Innovation and Flexibility Formula	0.00	0.00	0.00	0.00	0.00	* Source of Revenue
<b>Esea-Chap2-Comp-Urban Ed</b>							
10-411000-46		0.00	0.00	0.00	0.00	0.00	10-4110
4110	Esea-Chap2-Comp-Urban Ed	0.00	0.00	0.00	0.00	0.00	* Source of Revenue
<b>NatL School Lunch Progr</b>							
10-421000-1	FEDERAL LUNCH AID	14,703.24	78,985.43	175,000.00	96,014.57	45.13	10-4210
4210	NatL School Lunch Progr	14,703.24	78,985.43	175,000.00	96,014.57	45.13	* Source of Revenue
<b>School Breakfast Program</b>							
10-422000-1	FED BREAKFAST AID	3,890.77	22,074.67	36,000.00	13,925.33	61.32	10-4220
4220	School Breakfast Program	3,890.77	22,074.67	36,000.00	13,925.33	61.32	* Source of Revenue
<b>Title I - Low Income</b>							
10-430000-36	TITLE I GRANT	0.00	73,325.00	96,550.00	23,225.00	75.95	10-4300
4300	Title I - Low Income	0.00	73,325.00	96,550.00	23,225.00	75.95	* Source of Revenue
<b>Esea-Drug Free-Formula</b>							
10-440000-33	TITLE IV GRT DRUG FREE	0.00	0.00	0.00	0.00	0.00	10-4400
4400	Esea-Drug Free-Formula	0.00	0.00	0.00	0.00	0.00	* Source of Revenue
<b>Fed-Sp Ed-Idea Flow-Thru</b>							
10-462000-38	SP ED INCENTIVE GRT	0.00	0.00	0.00	0.00	0.00	10-4620
10-462001-38	DISCRETIONARY FUNDS	0.00	0.00	0.00	0.00	0.00	10-4620
10-462002-38	SP ED BLOCK GRT	0.00	0.00	93,735.00	93,735.00	0.00	10-4620
10-462003-38	DEMONSTR PROJ/LEASE	0.00	0.00	0.00	0.00	0.00	10-4620-1
4620	Fed-Sp Ed-Idea Flow-Thru	0.00	0.00	93,735.00	93,735.00	0.00	* Source of Revenue
<b>Fed-Sp Ed-Idea Room&amp;Board</b>							
10-462500-1	EXCESS (ROOM/BOARD)	0.00	43,277.34	18,652.00	(24,625.34)	232.03	10-4625-1

# Revenue Report

Printed: 3/3/2017 3:35 PM  
PUTNAM COUNTY CUSD #535

Education Fund 10							
Source of Revenue		4625	Fed-Sp Ed-Idea Room&Board				
Source of Revenue							
Account	Description	M.T.D. Revenue	Y.T.D. Revenue	Revenue Budget	Budget Balance Revenue	% of Budget	State Account Number
<b>4625</b>	<b>Fed-Sp Ed-Idea Room&amp;Board</b>	0.00	43,277.34	18,652.00	(24,625.34)	232.03	* Source of Revenue
<b>Source of Revenue 4770</b>							
10-477000-1	STEP PROGRAM	1,647.00	2,318.00	12,505.00	10,187.00	18.54	10-4770-1
10-477000-40	CARL PERKINS	2,102.88	4,315.84	8,584.00	4,268.16	50.28	10-4770-1-40
<b>4770</b>	<b>Source of Revenue 4770</b>	3,749.88	6,633.84	21,089.00	14,455.16	31.46	* Source of Revenue
<b>SFSF/GSA REVENUE</b>							
10-485000-44	SFSF/GSA REVENUE	0.00	0.00	0.00	0.00	0.00	10-4850
<b>4850</b>	<b>SFSF/GSA REVENUE</b>	0.00	0.00	0.00	0.00	0.00	* Source of Revenue
<b>Source of Revenue 4854</b>							
10-485100-44	ARRA TITLE I	0.00	0.00	0.00	0.00	0.00	10-4854
<b>4854</b>	<b>Source of Revenue 4854</b>	0.00	0.00	0.00	0.00	0.00	* Source of Revenue
<b>ARRA IDEA PART B</b>							
10-485700-44	ARRA IDEA PART B	0.00	0.00	0.00	0.00	0.00	10-4857-1
<b>4857</b>	<b>ARRA IDEA PART B</b>	0.00	0.00	0.00	0.00	0.00	* Source of Revenue
<b>GSA ARRA</b>							
10-487000-44	ARRA GSA	0.00	0.00	0.00	0.00	0.00	10-4870-1
<b>4870</b>	<b>GSA ARRA</b>	0.00	0.00	0.00	0.00	0.00	* Source of Revenue
<b>ARRA ED JOBS</b>							
10-488000-44	ARRA ED JOBS FUND	0.00	0.00	0.00	0.00	0.00	10-4880-1
<b>4880</b>	<b>ARRA ED JOBS</b>	0.00	0.00	0.00	0.00	0.00	* Source of Revenue
<b>Medicaid Matching Fund</b>							
10-490000-11		0.00	0.00	0.00	0.00	0.00	10-4900
<b>4900</b>	<b>Medicaid Matching Fund</b>	0.00	0.00	0.00	0.00	0.00	* Source of Revenue
<b>Title II - Teacher Quality</b>							
10-493200-42	TITLE II TEACHER QUALITY	0.00	14,160.00	16,770.00	2,610.00	84.44	10-4935
<b>4935</b>	<b>Title II - Teacher Quality</b>	0.00	14,160.00	16,770.00	2,610.00	84.44	* Source of Revenue
<b>Goals 2000-School Improve</b>							
10-494500-14		0.00	0.00	0.00	0.00	0.00	10-4945
<b>4945</b>	<b>Goals 2000-School Improve</b>	0.00	0.00	0.00	0.00	0.00	* Source of Revenue
<b>Title II-Technology Enhancing Ed Formula Grant</b>							
10-497100-1	TITLE IID-TECH ENHANC	0.00	0.00	0.00	0.00	0.00	10-4971
<b>4971</b>	<b>Title II-Technology Enhancing Ed Formula Grant</b>	0.00	0.00	0.00	0.00	0.00	* Source of Revenue
<b>Medicaid Admin</b>							

# Revenue Report

Printed: 3/3/2017 3:35 PM  
PUTNAM COUNTY CUSD #535

Education Fund 10							
Source of Revenue		4991	Medicaid Admin				
Source of Revenue							
Account	Description	M.T.D. Revenue	Y.T.D. Revenue	Revenue Budget	Budget Balance Revenue	% of Budget	State Account Number
10-499100-11		4,711.06	16,586.25	20,000.00	3,413.75	82.93	10-4991-1
4991	Medicaid Admin	4,711.06	16,586.25	20,000.00	3,413.75	82.93	* Source of Revenue
<b>Medicaid FFS</b>							
10-499200-11		0.00	0.00	35,000.00	35,000.00	0.00	10-4992-1-11
4992	Medicaid FFS	0.00	0.00	35,000.00	35,000.00	0.00	* Source of Revenue
<b>Other Restricted Grants Recd Fed Gov thru State</b>							
10-499800-1		0.00	0.00	0.00	0.00	0.00	10-4998-1
4998	Other Restricted Grants Recd Fed Gov thru State	0.00	0.00	0.00	0.00	0.00	* Source of Revenue
<b>Abolishment or Abatement of Working Cash Fund</b>							
10-711000-1	TRANS OF WC TECH THRUST	0.00	0.00	0.00	0.00	0.00	10-7110
10-711002-1	PERM TRANSFER WC	0.00	0.00	0.00	0.00	0.00	10-7110
10-711001-1	TRANSFER OF WC	0.00	0.00	0.00	0.00	0.00	10-7110-1
7110	Abolishment or Abatement of Working Cash Fund	0.00	0.00	0.00	0.00	0.00	* Source of Revenue
<b>Permanent Transfer of Working Cash Fund Interest</b>							
10-712000-1	TRANS WC INTEREST	0.00	0.00	0.00	0.00	0.00	10-7120
7120	Permanent Transfer of Working Cash Fund Interest	0.00	0.00	0.00	0.00	0.00	* Source of Revenue
<b>Accured Int on Bonds</b>							
10-723000-1	ACCURED INT B&I	0.00	0.00	0.00	0.00	0.00	10-7230
7230	Accured Int on Bonds	0.00	0.00	0.00	0.00	0.00	* Source of Revenue
10	Education Fund	123,932.12	5,931,192.01	7,876,541.00	1,945,348.99	75.30	Fund

# Revenue Report

Printed: 3/3/2017 3:35 PM  
PUTNAM COUNTY CUSD #535

## Oper, Build, & Maint Fund 20

Source of Revenue 1112 Bond and Interest Purposes Levy  
Source of Revenue

Account	Description	M.T.D. Revenue	Y.T.D. Revenue	Revenue Budget	Budget Balance Revenue	% of Budget	State Account Number
<b>Bond and Interest Purposes Levy</b>							
20-111200-1	FIRST PRIOR YEAR LEVY	0.00	590,839.27	590,838.00	(1.27)	100.00	20-1112
1112	Bond and Interest Purposes Levy	0.00	590,839.27	590,838.00	(1.27)	100.00	* Source of Revenue
<b>1St Prior Yr-Tort</b>							
20-112200-1	TORT IMMUNITY-1ST PRIOR	0.00	0.00	0.00	0.00	0.00	20-1122
1122	1St Prior Yr-Tort	0.00	0.00	0.00	0.00	0.00	* Source of Revenue
<b>Corp Pers Prop Repl Tax</b>							
20-123000-1	CORP PERS PROP REPL TAX	0.00	0.00	0.00	0.00	0.00	20-1230
1230	Corp Pers Prop Repl Tax	0.00	0.00	0.00	0.00	0.00	* Source of Revenue
<b>Interest On Investments</b>							
20-151100-1	BLD-INT	117.03	1,244.63	5,000.00	3,755.37	24.89	20-1511
1511	Interest On Investments	117.03	1,244.63	5,000.00	3,755.37	24.89	* Source of Revenue
<b>Interest-Tree Fund</b>							
20-151500-1	INTEREST - TREE FUND	0.00	0.00	50.00	50.00	0.00	20-1515
1515	Interest-Tree Fund	0.00	0.00	50.00	50.00	0.00	* Source of Revenue
<b>Rentals</b>							
20-191000-1	HOUSE RENT	0.00	0.00	0.00	0.00	0.00	20-1910
1910	Rentals	0.00	0.00	0.00	0.00	0.00	* Source of Revenue
<b>Facility/Grounds Rent</b>							
20-191100-1	FACILITY/GROUND RENT	0.00	0.00	1,000.00	1,000.00	0.00	20-1911
1911	Facility/Grounds Rent	0.00	0.00	1,000.00	1,000.00	0.00	* Source of Revenue
<b>Donations-Private Sources</b>							
20-192000-1	DONATIONS	0.00	0.00	500.00	500.00	0.00	20-1920
1920	Donations-Private Sources	0.00	0.00	500.00	500.00	0.00	* Source of Revenue
<b>Refund-Prior Yr Expenditu</b>							
20-195000-1	REFUND PR YR EXP-BLDG	0.00	0.00	1,000.00	1,000.00	0.00	20-1950
20-195001-1	TORNADO INS/FEM/DON	0.00	0.00	0.00	0.00	0.00	20-1950
1950	Refund-Prior Yr Expenditu	0.00	0.00	1,000.00	1,000.00	0.00	* Source of Revenue
<b>Other Local Revenues</b>							
20-199900-1	OTHER LOCAL REVENUE	0.00	1,426.93	18,000.00	16,573.07	7.93	20-1999
1999	Other Local Revenues	0.00	1,426.93	18,000.00	16,573.07	7.93	* Source of Revenue
<b>Flow-Thru Rev-State</b>							
20-210000-1	OTHER STATE REVENUE	0.00	0.00	0.00	0.00	0.00	20-2100

# Revenue Report

Printed: 3/3/2017 3:35 PM  
PUTNAM COUNTY CUSD #535

Oper, Build, & Maint Fund 20							
Source of Revenue		2100	Flow-Thru Rev-State				
Source of Revenue							
Account	Description	M.T.D. Revenue	Y.T.D. Revenue	Revenue Budget	Budget Balance Revenue	% of Budget	State Account Number
2100	Flow-Thru Rev-State	0.00	0.00	0.00	0.00	0.00	* Source of Revenue
<b>Infrastructure Improv-Planning/Construction</b>							
20-392000-1	INFRA IMPROVE-PLAN/CONST	0.00	0.00	0.00	0.00	0.00	20-3920-1
3920	Infrastructure Improv-Planning/Construction	0.00	0.00	0.00	0.00	0.00	* Source of Revenue
<b>SCHL INFRASTRUCT/MAINT PROJ</b>							
20-392500-1	SCHL INFRASTRUCT/MAINT PROJ	0.00	0.00	0.00	0.00	0.00	20-3925-1-1
3925	SCHL INFRASTRUCT/MAINT PROJ	0.00	0.00	0.00	0.00	0.00	* Source of Revenue
<b>Emer Fin Assist/Temp Reloc Grant/Other Restr Rev</b>							
20-399900-1	OTHER STATE REVENUE	0.00	0.00	0.00	0.00	0.00	20-3999
3999	Emer Fin Assist/Temp Reloc Grant/Other Restr Rev	0.00	0.00	0.00	0.00	0.00	* Source of Revenue
<b>Medicaid Matching Fund</b>							
20-490000-11		0.00	0.00	0.00	0.00	0.00	20-4900
4900	Medicaid Matching Fund	0.00	0.00	0.00	0.00	0.00	* Source of Revenue
<b>Renovation Grant</b>							
20-498000-1		0.00	0.00	0.00	0.00	0.00	20-4980
4980	Renovation Grant	0.00	0.00	0.00	0.00	0.00	* Source of Revenue
<b>Abolishment or Abatement of Working Cash Fund</b>							
20-711001-1	TRANSFER WC	0.00	200,000.00	200,000.00	0.00	100.00	20-7110
7110	Abolishment or Abatement of Working Cash Fund	0.00	200,000.00	200,000.00	0.00	100.00	* Source of Revenue
<b>Permanent Transfer</b>							
20-713000-1	PERM TRANSFER FROM W/C	0.00	0.00	0.00	0.00	0.00	20-7130-1
7130	Permanent Transfer	0.00	0.00	0.00	0.00	0.00	* Source of Revenue
<b>Transfers from Other Funds Pay Princ'l Cap Leases</b>							
20-740000-1	SALE/COMP FIXED ASSETS	0.00	0.00	0.00	0.00	0.00	20-7400
7400	Transfers from Other Funds Pay Princ'l Cap Leases	0.00	0.00	0.00	0.00	0.00	* Source of Revenue
20	Oper, Build, & Maint Fund	117.03	793,510.83	816,388.00	22,877.17	97.20	Fund

# Revenue Report

Printed: 3/3/2017 3:35 PM  
PUTNAM COUNTY CUSD #535

## Debt Service Fund or Fund Group 30

Source of Revenue 1112 Bond and Interest Purposes Levy  
Source of Revenue

Account	Description	M.T.D. Revenue	Y.T.D. Revenue	Revenue Budget	Budget Balance Revenue	% of Budget	State Account Number
<b>Bond and Interest Purposes Levy</b>							
30-111200-1	FIRST PRIOR YEAR LEVY	0.00	450,006.24	450,006.00	(0.24)	100.00	30-1112
1112	<b>Bond and Interest Purposes Levy</b>	0.00	450,006.24	450,006.00	(0.24)	100.00	* Source of Revenue
<b>Interest On Investments</b>							
30-151100-1	B/I-INT INVESTMENTS	77.59	475.96	500.00	24.04	95.19	30-1511
1511	<b>Interest On Investments</b>	77.59	475.96	500.00	24.04	95.19	* Source of Revenue
<b>Abolishment or Abatement of Working Cash Fund</b>							
30-711000-1	PERM TRANSFER FROM W/C	0.00	0.00	49,994.00	49,994.00	0.00	30-7110-1
7110	<b>Abolishment or Abatement of Working Cash Fund</b>	0.00	0.00	49,994.00	49,994.00	0.00	* Source of Revenue
<b>Accured Int on Bonds</b>							
30-723000-1	ACCRUED INT ON BONDS SOL	0.00	0.00	0.00	0.00	0.00	30-7230
7230	<b>Accured Int on Bonds</b>	0.00	0.00	0.00	0.00	0.00	* Source of Revenue
30	<b>Debt Service Fund or Fund Group</b>	77.59	450,482.20	500,500.00	50,017.80	90.01	Fund

69

# Revenue Report

Printed: 3/3/2017 3:35 PM  
PUTNAM COUNTY CUSD #535

## Transportation Fund 40

Source of Revenue 1112 Bond and Interest Purposes Levy  
Source of Revenue

Account	Description	M.T.D. Revenue	Y.T.D. Revenue	Revenue Budget	Budget Balance Revenue	% of Budget	State Account Number
<b>Bond and Interest Purposes Levy</b>							
40-111200-1	FIRST PRIOR YR LEVY TRAN	0.00	236,335.51	236,335.00	(0.51)	100.00	40-1112
1112	Bond and Interest Purposes Levy	0.00	236,335.51	236,335.00	(0.51)	100.00	* Source of Revenue
<b>1St Prior Yr-Tort</b>							
40-112200-1	1ST PRIOR YR LEVY-TORT	0.00	0.00	0.00	0.00	0.00	40-1122
1122	1St Prior Yr-Tort	0.00	0.00	0.00	0.00	0.00	* Source of Revenue
<b>Corp Pers Prop Repl Tax</b>							
40-123000-1	CORP REPLACEMNT PROP TAX	0.00	274,466.58	50,000.00	(224,466.58)	548.93	40-1230
1230	Corp Pers Prop Repl Tax	0.00	274,466.58	50,000.00	(224,466.58)	548.93	* Source of Revenue
<b>Spec Ed Trans-Pupils/Pare</b>							
40-144100-1	ORPHANAGE TRANS REIMB	0.00	0.00	0.00	0.00	0.00	40-1441
1441	Spec Ed Trans-Pupils/Pare	0.00	0.00	0.00	0.00	0.00	* Source of Revenue
<b>Interest On Investments</b>							
40-151100-1	TRANSP-INT	4.43	359.09	1,000.00	640.91	35.91	40-1511
1511	Interest On Investments	4.43	359.09	1,000.00	640.91	35.91	* Source of Revenue
<b>Refund-Prior Yr Expenditu</b>							
40-195000-1	REFUND TRANSP	0.00	0.00	0.00	0.00	0.00	40-1950
1950	Refund-Prior Yr Expenditu	0.00	0.00	0.00	0.00	0.00	* Source of Revenue
<b>Other Local Revenues</b>							
40-199900-1	OTHER LOCAL REVENUE	282.80	3,046.37	11,000.00	7,953.63	27.69	40-1999
1999	Other Local Revenues	282.80	3,046.37	11,000.00	7,953.63	27.69	* Source of Revenue
<b>Transportation Regular/Vocational</b>							
40-350000-1	REG TRANSPORTATION AID	0.00	60,675.13	365,500.00	304,824.87	16.60	40-3500
3500	Transportation Regular/Vocational	0.00	60,675.13	365,500.00	304,824.87	16.60	* Source of Revenue
<b>Transportation-Vocational</b>							
40-350500-1	VOC TRANSPORTATION AID	0.00	0.00	13,170.00	13,170.00	0.00	40-3505
3505	Transportation-Vocational	0.00	0.00	13,170.00	13,170.00	0.00	* Source of Revenue
<b>Transportation-Spec Ed</b>							
40-351000-1	SP ED TRANSPORTATION AID	0.00	49,847.46	205,251.00	155,403.54	24.29	40-3510
3510	Transportation-Spec Ed	0.00	49,847.46	205,251.00	155,403.54	24.29	* Source of Revenue
<b>Other State Revenue</b>							
40-351100-1	OTHER STATE REVENUE	0.00	0.00	0.00	0.00	0.00	40-3511
3511	Other State Revenue	0.00	0.00	0.00	0.00	0.00	* Source of Revenue

# Revenue Report

Printed: 3/3/2017 3:35 PM  
PUTNAM COUNTY CUSD #535

Transportation Fund 40							
Source of Revenue		3705	Early Childhood - Block Grant				
Source of Revenue							
Account	Description	M.T.D. Revenue	Y.T.D. Revenue	Revenue Budget	Budget Balance Revenue	% of Budget	State Account Number
<b>Early Childhood - Block Grant</b>							
40-370500-26	ECE TRANSPORTATION	0.00	0.00	95,000.00	95,000.00	0.00	40-3705
	<b>3705 Early Childhood - Block Grant</b>	<u>0.00</u>	<u>0.00</u>	<u>95,000.00</u>	<u>95,000.00</u>	<u>0.00</u>	* Source of Revenue
<b>ARRA IDEA PART B</b>							
40-485700-44	IDEAARRA	0.00	0.00	0.00	0.00	0.00	40-4857
	<b>4857 ARRA IDEA PART B</b>	<u>0.00</u>	<u>0.00</u>	<u>0.00</u>	<u>0.00</u>	<u>0.00</u>	* Source of Revenue
<b>Abolishment or Abatement of Working Cash Fund</b>							
40-711000-1	PERM TRANSFER W/C	0.00	170,000.00	0.00	(170,000.00)	0.00	40-7110-1
	<b>7110 Abolishment or Abatement of Working Cash Fund</b>	<u>0.00</u>	<u>170,000.00</u>	<u>0.00</u>	<u>(170,000.00)</u>	<u>0.00</u>	* Source of Revenue
<b>Permanent Transfer</b>							
40-713000-1	PERMANENT TRANSFER	0.00	0.00	0.00	0.00	0.00	40-7130-1
	<b>7130 Permanent Transfer</b>	<u>0.00</u>	<u>0.00</u>	<u>0.00</u>	<u>0.00</u>	<u>0.00</u>	* Source of Revenue
	<b>40 Transportation Fund</b>	<u>287.23</u>	<u>794,730.14</u>	<u>977,256.00</u>	<u>182,525.86</u>	<u>81.32</u>	Fund

62

# Revenue Report

Printed: 3/3/2017 3:35 PM  
PUTNAM COUNTY CUSD #535

I.M.R.F./Soc. Sec. Fund 50							
Source of Revenue		1112	Bond and Interest Purposes Levy				
Source of Revenue							
Account	Description	M.T.D. Revenue	Y.T.D. Revenue	Revenue Budget	Budget Balance Revenue	% of Budget	State Account Number
<b>Bond and Interest Purposes Levy</b>							
50-111200-1	FIRST PRIOR YR LEVY-IMRF	0.00	125,801.27	125,801.00	(0.27)	100.00	50-1112
50-111201-1	FIRST PRIOR YR-SS	0.00	75,805.16	75,805.00	(0.16)	100.00	50-1112
<b>1112 Bond and Interest Purposes Levy</b>		<b>0.00</b>	<b>201,606.43</b>	<b>201,606.00</b>	<b>(0.43)</b>	<b>100.00</b>	* Source of Revenue
<b>Working Cash Purposes Levy</b>							
50-111500-1	MEDICARE-FIRST PRIOR YR	0.00	0.00	0.00	0.00	0.00	50-1115
<b>1115 Working Cash Purposes Levy</b>		<b>0.00</b>	<b>0.00</b>	<b>0.00</b>	<b>0.00</b>	<b>0.00</b>	* Source of Revenue
<b>Soc.Sec./Med Only Levy</b>							
50-115000-1	FIRST PRIOR YR-S S	0.00	0.00	0.00	0.00	0.00	50-1150
<b>1150 Soc.Sec./Med Only Levy</b>		<b>0.00</b>	<b>0.00</b>	<b>0.00</b>	<b>0.00</b>	<b>0.00</b>	* Source of Revenue
<b>Corp Pers Prop Repl Tax</b>							
50-123000-1	CORP PERS PROP REPL TAX	0.00	0.00	174,252.00	174,252.00	0.00	50-1230
<b>1230 Corp Pers Prop Repl Tax</b>		<b>0.00</b>	<b>0.00</b>	<b>174,252.00</b>	<b>174,252.00</b>	<b>0.00</b>	* Source of Revenue
<b>Interest On Investments</b>							
50-151100-1	IMRF-INT	76.25	651.99	1,000.00	348.01	65.20	50-1511
<b>1511 Interest On Investments</b>		<b>76.25</b>	<b>651.99</b>	<b>1,000.00</b>	<b>348.01</b>	<b>65.20</b>	* Source of Revenue
<b>Other Local Revenues</b>							
50-199900-1	OTHER LOCAL REVENUE	0.00	0.00	0.00	0.00	0.00	50-1999
<b>1999 Other Local Revenues</b>		<b>0.00</b>	<b>0.00</b>	<b>0.00</b>	<b>0.00</b>	<b>0.00</b>	* Source of Revenue
<b>50 I.M.R.F./Soc. Sec. Fund</b>		<b>76.25</b>	<b>202,258.42</b>	<b>376,858.00</b>	<b>174,599.58</b>	<b>53.67</b>	Fund

# Revenue Report

Printed: 3/3/2017 3:35 PM  
PUTNAM COUNTY CUSD #535

Capital Projects Fund or Fund Group 60							
Source of Revenue		Bond and Interest Purposes Levy					
Source of Revenue							
Account	Description	M.T.D. Revenue	Y.T.D. Revenue	Revenue Budget	Budget Balance Revenue	% of Budget	State Account Number
<b>Bond and Interest Purposes Levy</b>							
60-111200-1	FIRST PRIOR CAP PROJ	0.00	0.00	0.00	0.00	0.00	60-1112
1112	<b>Bond and Interest Purposes Levy</b>	0.00	0.00	0.00	0.00	0.00	* Source of Revenue
<b>Interest On Investments</b>							
60-151100-1	INTEREST-CAP PROJ	0.00	0.00	0.00	0.00	0.00	60-1511
1511	<b>Interest On Investments</b>	0.00	0.00	0.00	0.00	0.00	* Source of Revenue
<b>Refund-Prior Yr Expenditu</b>							
60-195000-1	REFUND PRIOR YR EXP	0.00	0.00	0.00	0.00	0.00	60-1950
1950	<b>Refund-Prior Yr Expenditu</b>	0.00	0.00	0.00	0.00	0.00	* Source of Revenue
<b>Other Local Revenues</b>							
60-199900-1	OTHER LOCAL REV CAP PROJ	0.00	0.00	0.00	0.00	0.00	60-1999
1999	<b>Other Local Revenues</b>	0.00	0.00	0.00	0.00	0.00	* Source of Revenue
<b>Infrastructure Improv-Planning/Construction</b>							
60-392000-1	INFRA IMPROVE-PLAN/CONST	0.00	0.00	0.00	0.00	0.00	60-3920
3920	<b>Infrastructure Improv-Planning/Construction</b>	0.00	0.00	0.00	0.00	0.00	* Source of Revenue
<b>Transfer from Other Funds for Capital Projects</b>							
60-780000-1	IEMA/CDB TRANSFER	0.00	0.00	0.00	0.00	0.00	60-7800
7800	<b>Transfer from Other Funds for Capital Projects</b>	0.00	0.00	0.00	0.00	0.00	* Source of Revenue
60	<b>Capital Projects Fund or Fund Group</b>	0.00	0.00	0.00	0.00	0.00	Fund

# Revenue Report

Printed: 3/3/2017 3:35 PM  
PUTNAM COUNTY CUSD #535

Working Cash Fund 70							
Source of Revenue		1112	Bond and Interest Purposes Levy				
Source of Revenue							
Account	Description	M.T.D. Revenue	Y.T.D. Revenue	Revenue Budget	Budget Balance Revenue	% of Budget	State Account Number
<b>Bond and Interest Purposes Levy</b>							
70-111200-1	FIRST PRIOR YR WRKG CASH	0.00	59,084.13	59,084.00	(0.13)	100.00	70-1112
	<b>1112 Bond and Interest Purposes Levy</b>	<u>0.00</u>	<u>59,084.13</u>	<u>59,084.00</u>	<u>(0.13)</u>	<u>100.00</u>	* Source of Revenue
<b>Interest On Investments</b>							
70-151100-1	WC-INT	558.90	4,926.95	9,200.00	4,273.05	53.55	70-1511
	<b>1511 Interest On Investments</b>	<u>558.90</u>	<u>4,926.95</u>	<u>9,200.00</u>	<u>4,273.05</u>	<u>53.55</u>	* Source of Revenue
<b>Sale Of Bonds</b>							
70-721000-1	PRINCIPAL ON BONDS SOLD	0.00	0.00	0.00	0.00	0.00	70-7210
	<b>7210 Sale Of Bonds</b>	<u>0.00</u>	<u>0.00</u>	<u>0.00</u>	<u>0.00</u>	<u>0.00</u>	* Source of Revenue
	<b>70 Working Cash Fund</b>	<u><u>558.90</u></u>	<u><u>64,011.08</u></u>	<u><u>68,284.00</u></u>	<u><u>4,272.92</u></u>	<u><u>93.74</u></u>	Fund

65

# Revenue Report

Printed: 3/3/2017 3:35 PM  
PUTNAM COUNTY CUSD #535

Tort Immunity and Judgment Fund 80							
Source of Revenue		Bond and Interest Purposes Levy					
Account	Description	M.T.D. Revenue	Y.T.D. Revenue	Revenue Budget	Budget Balance Revenue	% of Budget	State Account Number
<b>Bond and Interest Purposes Levy</b>							
80-111200-1	FIRST PRIOR YEAR LEVY	0.00	374,355.80	374,355.00	(0.80)	100.00	80-1112
1112	Bond and Interest Purposes Levy	0.00	374,355.80	374,355.00	(0.80)	100.00	* Source of Revenue
<b>Corp Pers Prop Repl Tax</b>							
80-123000-1	CORP PERS PROP REPLCMNT TAX	0.00	0.00	0.00	0.00	0.00	80-1230-1
1230	Corp Pers Prop Repl Tax	0.00	0.00	0.00	0.00	0.00	* Source of Revenue
<b>Interest On Investments</b>							
80-151100-1	TORT-INTEREST	62.95	452.77	800.00	347.23	56.60	80-1511
1511	Interest On Investments	62.95	452.77	800.00	347.23	56.60	* Source of Revenue
<b>Refund-Prior Yr Expenditu</b>							
80-195000-1	REFUND PRIOR YR EXP	0.00	0.00	0.00	0.00	0.00	80-1950
1950	Refund-Prior Yr Expenditu	0.00	0.00	0.00	0.00	0.00	* Source of Revenue
<b>Other Local Revenues</b>							
80-199900-1	OTHER LOCAL REVENUE	0.00	0.00	0.00	0.00	0.00	80-1999
1999	Other Local Revenues	0.00	0.00	0.00	0.00	0.00	* Source of Revenue
80	Tort Immunity and Judgment Fund	62.95	374,808.57	375,155.00	346.43	99.91	Fund

# Revenue Report

Printed: 3/3/2017 3:35 PM  
PUTNAM COUNTY CUSD #535

Fire Prevention/Life Safety 90							
Source of Revenue		Bond and Interest Purposes Levy					
Source of Revenue							
Account	Description	M.T.D. Revenue	Y.T.D. Revenue	Revenue Budget	Budget Balance Revenue	% of Budget	State Account Number
<b>Bond and Interest Purposes Levy</b>							
90-111200-1	FIRST PRIOR YEAR LEVY L/	0.00	59,084.13	59,084.00	(0.13)	100.00	90-1112
1112	Bond and Interest Purposes Levy	0.00	59,084.13	59,084.00	(0.13)	100.00	* Source of Revenue
<b>Corp Pers Prop Repl Tax</b>							
90-123000-1	L/S CORP REPL TAX	0.00	0.00	0.00	0.00	0.00	90-1230
1230	Corp Pers Prop Repl Tax	0.00	0.00	0.00	0.00	0.00	* Source of Revenue
<b>Interest On Investments</b>							
90-151100-1	LS-INT ON INVESTMENTS	41.27	389.86	2,000.00	1,610.14	19.49	90-1511
1511	Interest On Investments	41.27	389.86	2,000.00	1,610.14	19.49	* Source of Revenue
<b>Other Local Revenues</b>							
90-199900-1	OTHER REVENUE	0.00	0.00	0.00	0.00	0.00	90-1999
1999	Other Local Revenues	0.00	0.00	0.00	0.00	0.00	* Source of Revenue
<b>Permanent Transfer of Working Cash Fund Interest</b>							
90-712000-1	TRANSFER FROM W/C	0.00	0.00	0.00	0.00	0.00	90-7120
7120	Permanent Transfer of Working Cash Fund Interest	0.00	0.00	0.00	0.00	0.00	* Source of Revenue
<b>Sale Of Bonds</b>							
90-721000-1	SALE OF BONDS	0.00	0.00	0.00	0.00	0.00	90-7210
7210	Sale Of Bonds	0.00	0.00	0.00	0.00	0.00	* Source of Revenue
90	Fire Prevention/Life Safety	41.27	59,473.99	61,084.00	1,610.01	97.36	Fund
<b>Report Total:</b>		<u>125,153.34</u>	<u>8,670,467.24</u>	<u>11,052,066.00</u>	<u>2,381,598.76</u>	<u>78.45</u>	

# Balance Sheet (by fund)

Printed: 3/3/2017 3:33 PM  
PUTNAM COUNTY CUSD #535

Account Number	Account Description	Balance Forward	Current Month	Current Balance
<b>Fund: 10</b>				
AP-Accrual-10	AP-Accrual for Fund 10	0.00	0.00	0.00
	<b>Total</b>	<b>\$0.00</b>	<b>\$0.00</b>	<b>\$0.00</b>
10-110-1	CASH IN BANKS	523,418.52	32,564.39	555,982.91
10-185-1	LONG TERM INVESTMENTS	0.00	0.00	0.00
10-111-1	IMPREST FUND	13,800.00	0.00	13,800.00
10-121-1	REGULAR INVESTMENT ED	4,948,494.07	(644,899.91)	4,303,594.16
10-131	PAYROLL CASH	0.00	0.00	0.00
10-199-1	EMPLOYEE COMPUTERS	0.00	0.00	0.00
10-122-1	FARNSWORTH INVESTMENT	0.00	0.00	0.00
	<b>Total</b>	<b>\$5,485,712.59</b>	<b>(\$612,335.52)</b>	<b>\$4,873,377.07</b>
10-457-1	Delete This Account	0.00	0.00	0.00
10-498-1	TEACHER RET 2.2	0.00	0.00	0.00
10-497-1	SUPPORT PERS. DUES	0.00	0.00	0.00
10-496-1	LOHMANS CAFE. PLAN	0.00	0.00	0.00
10-495-1	LIFE INS PAYABLE	0.00	0.00	0.00
10-493-1	MEDICARE INS. PAYABLE	0.00	0.00	0.00
10-490-1	Delete This Account	0.00	0.00	0.00
10-481-1	TEACHER RET. PAYABLE	(137,607.30)	0.00	(137,607.30)
10-460-1	DISABILITY INS. PAYABLE	0.00	0.00	0.00
10-458-1	Delete This Account	0.00	0.00	0.00
10-456-1	Delete This Account	0.00	0.00	0.00
10-455-1	Delete This Account	0.00	0.00	0.00
10-459-1	Delete This Account	0.00	0.00	0.00
10-454-1	Delete This Account	0.00	0.00	0.00
10-452-1	Delete This Account	0.00	0.00	0.00
10-411-1	LOAN TO LIFE SAFETY	0.00	0.00	0.00
10-431-1	ACCOUNTS PAYABLE	63,632.53	0.00	63,632.53
10-434-1	LOANS FROM WKG CASH FND	0.00	0.00	0.00
10-453-1	Delete This Account	0.00	0.00	0.00
	<b>Total</b>	<b>(\$73,974.77)</b>	<b>\$0.00</b>	<b>(\$73,974.77)</b>
10-706-1	NET PROFIT/LOSS	(1,203,985.32)	612,335.52	(591,649.80)
10-730-1	FUND BALANCE	(4,207,752.50)	0.00	(4,207,752.50)
	<b>Total</b>	<b>(\$5,411,737.82)</b>	<b>\$612,335.52</b>	<b>(\$4,799,402.30)</b>
	<b>Total</b>	<b>\$0.00</b>	<b>\$0.00</b>	<b>\$0.00</b>

# Balance Sheet (by fund)

Printed: 3/3/2017 3:33 PM  
 PUTNAM COUNTY CUSD #535

Account Number	Account Description	Balance Forward	Current Month	Current Balance
<b>Fund: 20</b>				
AP-Accrual-20	AP-Accrual for Fund 20	0.00	0.00	0.00
	<b>Total</b>	<b>\$0.00</b>	<b>\$0.00</b>	<b>\$0.00</b>
20-185-1	LONG TERM INVESTMENTS	0.00	0.00	0.00
20-184-1	LAND FUND INVESTMENT	0.00	0.00	0.00
20-183-1	TREE FUND INVESTMENTS	3,612.66	0.00	3,612.66
20-131	PAYROLL CASH	0.00	0.00	0.00
20-110-1	CASH IN BANKS	144,288.91	0.00	144,288.91
20-121-1	REGULAR INVESTMENT O/M	548,790.21	(92,670.67)	456,119.54
	<b>Total</b>	<b>\$696,691.78</b>	<b>(\$92,670.67)</b>	<b>\$604,021.11</b>
20-454-1	Delete This Account	0.00	0.00	0.00
20-456-1	Delete This Account	0.00	0.00	0.00
20-457-1	Delete This Account	0.00	0.00	0.00
20-458-1	Delete This Account	0.00	0.00	0.00
20-459-1	Delete This Account	0.00	0.00	0.00
20-497-1	SUPPORT PERS. DUES	0.00	0.00	0.00
20-453-1	Delete This Account	0.00	0.00	0.00
20-481-1	ANNUITIES PAYABLE	0.00	0.00	0.00
20-451	Delete This Account	0.00	0.00	0.00
20-431-1	ACCOUNTS PAYABLE	51,930.32	(51,930.32)	0.00
20-452-1	Delete This Account	0.00	0.00	0.00
	<b>Total</b>	<b>\$51,930.32</b>	<b>(\$51,930.32)</b>	<b>\$0.00</b>
20-730-1	FUND BALANCE	(735,870.36)	51,930.32	(683,940.04)
20-706-1	NET PROFIT/LOSS	(12,751.74)	92,670.67	79,918.93
	<b>Total</b>	<b>(\$748,622.10)</b>	<b>\$144,600.99</b>	<b>(\$604,021.11)</b>
	<b>Total</b>	<b>\$0.00</b>	<b>\$0.00</b>	<b>\$0.00</b>

# Balance Sheet (by fund)

Printed: 3/3/2017 3:33 PM  
 PUTNAM COUNTY CUSD #535

Account Number	Account Description	Balance Forward	Current Month	Current Balance
<b>Fund: 30</b>				
AP-Accrual-30	AP-Accrual for Fund 30	0.00	0.00	0.00
	<b>Total</b>	<b>\$0.00</b>	<b>\$0.00</b>	<b>\$0.00</b>
30-185-1	LONG TERM INVESTMENTS	0.00	0.00	0.00
30-110-1	CASH IN BANKS	0.00	0.00	0.00
30-121-1	REGULAR INVESTMENT B/I	348,357.94	77.59	348,435.53
	<b>Total</b>	<b>\$348,357.94</b>	<b>\$77.59</b>	<b>\$348,435.53</b>
30-431-1	ACCOUNTS PAYABLE	0.00	0.00	0.00
	<b>Total</b>	<b>\$0.00</b>	<b>\$0.00</b>	<b>\$0.00</b>
30-730-1	FUND BALANCE	0.00	0.00	0.00
30-706-1	NET PROFIT/LOSS	(348,357.94)	(77.59)	(348,435.53)
	<b>Total</b>	<b>(\$348,357.94)</b>	<b>(\$77.59)</b>	<b>(\$348,435.53)</b>
	<b>Total</b>	<b>\$0.00</b>	<b>\$0.00</b>	<b>\$0.00</b>

# Balance Sheet (by fund)

Printed: 3/3/2017 3:33 PM  
 PUTNAM COUNTY CUSD #535

Account Number	Account Description	Balance Forward	Current Month	Current Balance
<b>Fund: 40</b>				
AP-Accrual-40	AP-Accrual for Fund 40	0.00	0.00	0.00
	<b>Total</b>	<b>\$0.00</b>	<b>\$0.00</b>	<b>\$0.00</b>
40-110-1	CASH IN BANKS	68,803.84	0.00	68,803.84
40-121-1	REGULAR INVESTMENT TRANS	404,051.61	(89,755.17)	314,296.44
40-131	PAYROLL CASH	0.00	0.00	0.00
40-185-1	LONG TERM INVESTMENTS	0.00	0.00	0.00
	<b>Total</b>	<b>\$472,855.45</b>	<b>(\$89,755.17)</b>	<b>\$383,100.28</b>
40-453-1	Delete This Account	0.00	0.00	0.00
40-411-1	LOANS FROM W/C	0.00	0.00	0.00
40-452-1	Delete This Account	0.00	0.00	0.00
40-454-1	Delete This Account	0.00	0.00	0.00
40-456-1	Delete This Account	0.00	0.00	0.00
40-457-1	Delete This Account	0.00	0.00	0.00
40-481-1	EMPLOYEE INCENTIVE	0.00	0.00	0.00
40-451-1	Delete This Account	0.00	0.00	0.00
40-431-1	ACCOUNTS PAYABLE	0.00	0.00	0.00
	<b>Total</b>	<b>\$0.00</b>	<b>\$0.00</b>	<b>\$0.00</b>
40-706-1	NET PROFIT/LOSS	(358,189.50)	89,755.17	(268,434.33)
40-730-1	FUND BALANCE	(114,665.95)	0.00	(114,665.95)
	<b>Total</b>	<b>(\$472,855.45)</b>	<b>\$89,755.17</b>	<b>(\$383,100.28)</b>
	<b>Total</b>	<b>\$0.00</b>	<b>\$0.00</b>	<b>\$0.00</b>

# Balance Sheet (by fund)

Printed: 3/3/2017 3:33 PM  
PUTNAM COUNTY CUSD #535

Account Number	Account Description	Balance Forward	Current Month	Current Balance
<b>Fund: 50</b>				
AP-Accrual-50	AP-Accrual for Fund 50	0.00	0.00	0.00
	<b>Total</b>	<b>\$0.00</b>	<b>\$0.00</b>	<b>\$0.00</b>
50-110-1	CASH IN BANKS	103,454.30	0.00	103,454.30
50-121-1	REGULAR INVESTMENT IMRF	311,997.05	(27,134.55)	284,862.50
50-185-1	IMRF-LONG TERM INVESTMEN	0.00	0.00	0.00
	<b>Total</b>	<b>\$415,451.35</b>	<b>(\$27,134.55)</b>	<b>\$388,316.80</b>
50-481-1	MEDICARE EMPLOYEE (10)	25.78	0.00	25.78
50-492-1	MEDICARE INS PAYABLE	0.00	0.00	0.00
50-457-1	Delete This Account	0.00	0.00	0.00
50-454-1	Delete This Account	0.00	0.00	0.00
50-431-1	ACCOUNTS PAYABLE	0.00	0.00	0.00
50-493-1	MEDICARE BOARD SHARE	0.00	0.00	0.00
	<b>Total</b>	<b>\$25.78</b>	<b>\$0.00</b>	<b>\$25.78</b>
50-730-1	FUND BALANCE	(393,290.79)	0.00	(393,290.79)
50-706-1	NET PROFIT/LOSS	(22,186.34)	27,134.55	4,948.21
	<b>Total</b>	<b>(\$415,477.13)</b>	<b>\$27,134.55</b>	<b>(\$388,342.58)</b>
	<b>Total</b>	<b>\$0.00</b>	<b>\$0.00</b>	<b>\$0.00</b>

# Balance Sheet (by fund)

Printed: 3/3/2017 3:33 PM  
 PUTNAM COUNTY CUSD #535

Account Number	Account Description	Balance Forward	Current Month	Current Balance
<b>Fund: 60</b>				
AP-Accrual-60	AP-Accrual for Fund 60	0.00	0.00	0.00
	<b>Total</b>	<b>\$0.00</b>	<b>\$0.00</b>	<b>\$0.00</b>
60-185-1	LONG TERM INVEST C/P	0.00	0.00	0.00
60-121-1	REG INVESTMENTS-CAP PROJ	0.00	0.00	0.00
60-110-1	CASH IN BANK-CAP PROJ	0.00	0.00	0.00
	<b>Total</b>	<b>\$0.00</b>	<b>\$0.00</b>	<b>\$0.00</b>
60-411-1	LOAN FROM W/C	0.00	0.00	0.00
60-431-1	A/P CAP PROJECTS	0.00	0.00	0.00
	<b>Total</b>	<b>\$0.00</b>	<b>\$0.00</b>	<b>\$0.00</b>
60-730-1	FUND BALANCE	0.00	0.00	0.00
60-706-1	NET PROFIT/LOSS	0.00	0.00	0.00
	<b>Total</b>	<b>\$0.00</b>	<b>\$0.00</b>	<b>\$0.00</b>
	<b>Total</b>	<b>\$0.00</b>	<b>\$0.00</b>	<b>\$0.00</b>

# Balance Sheet (by fund)

Printed: 3/3/2017 3:33 PM  
PUTNAM COUNTY CUSD #535

Account Number	Account Description	Balance Forward	Current Month	Current Balance
<b>Fund: 70</b>				
AP-Accrual-70	AP-Accrual for Fund 70	0.00	0.00	0.00
	<b>Total</b>	<b>\$0.00</b>	<b>\$0.00</b>	<b>\$0.00</b>
70-121-1	REGULAR INVESTMENT WC	1,122,992.27	239.40	1,123,231.67
70-185-1	INVESTMENT LONG TERM WC	1,269,462.25	319.50	1,269,781.75
70-141-1	W/C INTERFUND LOANS	0.00	0.00	0.00
70-110-1	CASH IN BANKS	0.00	0.00	0.00
	<b>Total</b>	<b>\$2,392,454.52</b>	<b>\$558.90</b>	<b>\$2,393,013.42</b>
70-431-1	ACCOUNTS PAYABLE	0.00	0.00	0.00
70-411-1	LOANS TO LIFE SAFETY	0.00	0.00	0.00
	<b>Total</b>	<b>\$0.00</b>	<b>\$0.00</b>	<b>\$0.00</b>
70-730-1	FUND BALANCE	(2,699,002.34)	0.00	(2,699,002.34)
70-706-1	NET PROFIT/LOSS	306,547.82	(558.90)	305,988.92
	<b>Total</b>	<b>(\$2,392,454.52)</b>	<b>(\$558.90)</b>	<b>(\$2,393,013.42)</b>
	<b>Total</b>	<b>\$0.00</b>	<b>\$0.00</b>	<b>\$0.00</b>

# Balance Sheet (by fund)

Printed: 3/3/2017 3:33 PM  
 PUTNAM COUNTY CUSD #535

Account Number	Account Description	Balance Forward	Current Month	Current Balance
<b>Fund: 80</b>				
AP-Accrual-80	AP-Accrual for Fund 80	0.00	0.00	0.00
	<b>Total</b>	<b>\$0.00</b>	<b>\$0.00</b>	<b>\$0.00</b>
80-131	PAYROLL CASH	0.00	0.00	0.00
80-121-1	TORT-REG INVESTMENT	267,488.42	(18,620.24)	248,868.18
80-110-1	TORT-CASH IN BANKS	36,622.34	0.00	36,622.34
	<b>Total</b>	<b>\$304,110.76</b>	<b>(\$18,620.24)</b>	<b>\$285,490.52</b>
80-481	NON-CERT DUES	(59.40)	0.00	(59.40)
80-431-1	ACCOUNTS PAYABLE	0.00	0.00	0.00
	<b>Total</b>	<b>(\$59.40)</b>	<b>\$0.00</b>	<b>(\$59.40)</b>
80-730-1	FUND BALANCE	(113,354.44)	0.00	(113,354.44)
80-706-1	NET PROFIT/LOSS	(190,696.92)	18,620.24	(172,076.68)
	<b>Total</b>	<b>(\$304,051.36)</b>	<b>\$18,620.24</b>	<b>(\$285,431.12)</b>
	<b>Total</b>	<b>\$0.00</b>	<b>\$0.00</b>	<b>\$0.00</b>

# Balance Sheet (by fund)

Printed: 3/3/2017 3:33 PM  
PUTNAM COUNTY CUSD #535

Account Number	Account Description	Balance Forward	Current Month	Current Balance
<b>Fund: 90</b>				
AP-Accrual-90	AP-Accrual for Fund 90	0.00	0.00	0.00
	<b>Total</b>	<b>\$0.00</b>	<b>\$0.00</b>	<b>\$0.00</b>
90-185-1	LONG TERM L/S	0.00	0.00	0.00
90-121-1	REGULAR INVESTMENT L/S	161,470.79	41.27	161,512.06
90-110-1	CASH IN BANK-LIFE SAFETY	(106,467.15)	0.00	(106,467.15)
	<b>Total</b>	<b>\$55,003.64</b>	<b>\$41.27</b>	<b>\$55,044.91</b>
90-411-1	LOAN DUE TO EDUCATION	0.00	0.00	0.00
90-481-1	IL WITHHOLDING TAX PAY	0.00	0.00	0.00
90-457-1	Delete This Account	0.00	0.00	0.00
90-452-1	Delete This Account	0.00	0.00	0.00
90-412-1	LOAN DUE TO WORKING CASH	0.00	0.00	0.00
90-431-1	ACCOUNTS PAYABLE	0.00	0.00	0.00
	<b>Total</b>	<b>\$0.00</b>	<b>\$0.00</b>	<b>\$0.00</b>
90-706-1	NET PROFIT/LOSS	3,952.12	(41.27)	3,910.85
90-730-1	FUND BALANCE	(58,955.76)	0.00	(58,955.76)
	<b>Total</b>	<b>(\$55,003.64)</b>	<b>(\$41.27)</b>	<b>(\$55,044.91)</b>
	<b>Total</b>	<b>\$0.00</b>	<b>\$0.00</b>	<b>\$0.00</b>

# Fund Balance Report

Printed: 3/3/2017 3:34 PM

PUTNAM COUNTY CUSD #535

Fund	Description	Month to Date		Year to Date		YTD Change	Fund Balance	
		Expense	Income	Expense	Income		Start of Year	Current
10	Education Fund	736,267.64	123,932.12	5,339,542.21	5,931,192.01	591,649.80	4,207,752.50	4,799,402.30
20	Oper, Build, & Maint Fund	92,787.70	117.03	873,429.76	793,510.83	(79,918.93)	683,940.04	604,021.11
30	Debt Service Fund or Fund Group	0.00	77.59	102,046.67	450,482.20	348,435.53	0.00	348,435.53
40	Transportation Fund	90,042.40	287.23	526,295.81	794,730.14	268,434.33	114,665.95	383,100.28
50	I.M.R.F./Soc. Sec. Fund	27,210.80	76.25	207,206.63	202,258.42	(4,948.21)	393,290.79	388,342.58
70	Working Cash Fund	0.00	558.90	370,000.00	64,011.08	(305,988.92)	2,699,002.34	2,393,013.42
80	Tort Immunity and Judgment Fund	18,683.19	62.95	202,731.89	374,808.57	172,076.68	113,354.44	285,431.12
90	Fire Prevention/Life Safety	0.00	41.27	63,384.84	59,473.99	(3,910.85)	58,955.76	55,044.91
		<u>\$964,991.73</u>	<u>\$125,153.34</u>	<u>\$7,684,637.81</u>	<u>\$8,670,467.24</u>	<u>\$985,829.43</u>	<u>\$8,270,961.82</u>	<u>\$9,256,791.25</u>

77

**PCPS Activity Fund February**

Beginning Balance	\$9432.54
Deposits	\$1981.06
Expenditures	\$2264.04
Ending Balance	\$9149.56

**Deposits**

2/28/17	Shirts, Jump, Water	\$1981.06
---------	---------------------	-----------

**Expenditures**

CK#			
869	2/10/17	Pepsi-Cola Soda	\$52.18
870	2/15/17	Ronda Cross Hobby Lobby	\$38.48
871	2/16/17	Avanti's P/T Conf supper	\$102.16
872	2/16/17	Hinckley Springs Water	\$46.16
873	2/21/17	Locker Room Shirts	\$452.00
874	2/21/17	Gary Boggio-Northwind Threads Dr.Seuss shirts	\$538.00
875	2/24/17	American Heart Association Jump Rope for Heart	\$1035.06

**PCPS Imprest Fund February**

Beginning Balance	\$1380.00
Deposits	\$120.00
Expenditures	\$0
Ending Balance	\$1500.00

**Deposits**

2/28/17	\$120.00
---------	----------

**Expenditures**

CK#

ACCT#

<i>Total request for reimbursement</i>	\$0
--	-----

## PCES Activity Fund February 2017

Beginning Balance February 01, 2017	\$19492.73
Deposits February 2017	1067.95
Expenditures February 2017	811.21
Ending Balance February 28, 2017	\$19749.47

### Deposits

2/28/17	American Heart Assoc (906.25), Soda (153.45)	\$1067.95
---------	--	-----------

### Expenditures

2/02/17 - #1318	American Red Cross Fundraiser	\$370.34
2/15/17 - #1319	Pepsi Soda for Lounge	\$187.12
2/16/17 - #1320	Waterfront Food for P/T Conference	\$153.75
2/24/17 - #1321	Streator High School John Ourth Awards Breakfast	\$100.00

Total Expenditures	\$811.21
--------------------	----------

## PCES Imprest Fund Report February 2017

Beginning Balance February 01, 2017	\$1071.50
Balance February 28, 2017	\$905.00
Request for reimbursement	\$595.00
Attain Maximum Balance	\$1,500.00

### Deposits

2/28/17	Reimbursement from January	\$428.50
---------	----------------------------	----------

### Expenditures

#3216 – Void		
2/23/17 - #3220 – Bureau of Education Research Jamie Kromm – Title I		\$595.00

1		
Total Expenditures		\$595.00

Request for reimbursement	\$595.00
---------------------------	----------

Putnam County Junior High School  
 Imprest Fund  
 February, 2017  
 Account #010-146

Beginning Balance	\$ 960.00
Replenishment Request	<u>1,840.00</u>
Attain Maximum Balance	\$ 2,800.00
Less Expenditures	<u>\$ 1,174.45</u>
Balance	\$ 1,625.55
Replenishment Request	<u>\$ 1,174.45</u>
Attain Maximum Balance	\$ 2,800.00

<u>Check</u>	<u>Date</u>	<u>To Whom</u>	<u>Account #</u>	<u>Reason</u>	<u>Amount</u>
5806	02/01	Brianne Blumhurst	10-1501-319-3	official	50.00
5807	02/01	Janel Sons	10-1501-319-3	official	50.00
5808	02/02	Dave Carter	10-1501-319-3	official	75.00
5809	02/02	Shaun Lewis	10-1501-319-3	official	75.00
5810	02/06	Toni's Flowers	10-1501-410-3	8 <sup>th</sup> gr night balloons	22.00
5811	02/07	Steve Haring	10-1501-319-3	official	50.00
5812	02/07	Doug Jones	10-1501-319-3	official	50.00
5813	02/08	Patti Blumhurst	10-1501-319-3	official	50.00
5814	02/08	Cheryl Knirlberger	10-1501-319-3	official	50.00
5815	02/08	Bill Twardowski	10-1501-319-3	official	50.00
5816	02/13	Marseilles Boostger Club	10-1501-640-3	VB Tourney	120.00
5817	02/16	Clover Club		P/T conference dinner	287.50
5818	02/21	Doreen Scott		reimburse for lunch money	124.95
5819	02/21	IJAS		registration fee Science fair	120.00
5820	02/23	Ryan Craig		replace check #5755 (already reimbursed to IMPREST FUND)	

expenditures	1,174.45
Replenishment request	1,174.45

---

Michael Olson, Principal

---

Sandra A. Troglio, Secretary

Putnam County Junior High School  
 PCJH Cheerleading  
 February, 2017  
 Account #138-258

Beginning Balance	\$	678.71
Transfers In		<u>00.00</u>
Subtotal		678.71
Less Expenditures		<u>00.00</u>
Balance		678.71

<u>Check#</u>	<u>Date</u>	<u>To Whom</u>	<u>Reason</u>	<u>Amount</u>
---------------	-------------	----------------	---------------	---------------

\_\_\_\_\_  
 Michael Olson, Principal

\_\_\_\_\_  
 Sandra A. Troglia, Secretary

Putnam County Junior High School  
 PCJH Girls Athletic Fund  
 February, 2017  
 Account #010-707

Beginning Balance	\$ 8,958.21
Transfers In	<u>00.00</u>
Subtotal	8,958.21
Less Expenditures	<u>00.00</u>
Balance	8,958.21

<u>Check #</u>	<u>Date</u>	<u>To Whom</u>	<u>Reason</u>	<u>Amount</u>
----------------	-------------	----------------	---------------	---------------

\_\_\_\_\_  
 Michael Olson, Principal

\_\_\_\_\_  
 Sandra A. Troglio, Secretary

Putnam County Junior High School  
Puma Crew  
February, 2017  
Account #010-561

Beginning Balance	\$2,284.47
Transfers In	<u>0.00</u>
Subtotal	2,284.47
Less Expenditures	<u>150.00</u>
Balance	\$2,134.47

<u>Check #</u>	<u>Date</u>	<u>To Whom</u>	<u>Reason</u>	<u>Amount</u>
641	2/21	Scott Olson	Speaker	\$150.00

Olson, Principal

Cortny Hannon, Advisor

Putnam County Junior High School  
 PCJH Staff Soda  
 February, 2017  
 Account #010-650

Beginning Balance	\$ 7,540.93
Transfers In	<u>2,797.02</u>
Subtotal	10,337.95
Less Expenditures	<u>916.30</u>
Balance	9,421.65

<u>Check #</u>	<u>Date</u>	<u>To Whom</u>	<u>Reason</u>	<u>Amount</u>
1471	02/06	Great Amer. Opp	candy sales	18.00
1472	02/08	Water Store	water	17.78
1473	02/08	Darryl Johnson	speaker	300.00
1474	02/10	Pizza Peel	interact fund raiser	409.00
1475	02/15	Great Amer. Opp	candy sales	51.20
1476	02/17	Clover Club	mid year party	100.00
1477	02/27	Water Store	water	20.32

\_\_\_\_\_  
 Michael Olson, Principal

\_\_\_\_\_  
 Sandra A. Troglio, Secretary

Putnam County Junior High School  
 Student Council  
 February, 2017  
 Account #138-096

Beginning Balance	\$ 1,918.96
Transfers In	<u>\$ 00.00</u>
Subtotal	\$ 1,918.96
Less Expenditures	<u>\$ 150.00</u>
Balance	\$ 1,768.96

<u>Check</u>	<u>Date</u>	<u>To Whom</u>	<u>Reason</u>	<u>Amount</u>
1000	02/21	Scott Olson	Speaker	\$150.00

Mike Olson, Principal

Kristin Erickson, Sponsor

Putnam County Junior High School  
 PCJH Activity Fund  
 February, 2017

<u>Account name &amp; #</u>	<u>Beginning Bal</u>	<u>Transfer In</u>	<u>Transfer Out</u>	<u>Ending Bal.</u>
PCJH Cheerleading 138-258	\$ 678.71	00.00	00.00	\$ 678.71
PCJH Girls Athletic 010-707	8,958.21	00.00	00.00	8,958.21
PCJH Puma Crew 010-561	2,284.47	00.00	150.00	2,134.47
Staff Soda 010-650	7,540.93	2,797.02	916.30	9,421.65
PCJH Student Council 138-096	1,918.96	00.00	150.00	1,768.96

\_\_\_\_\_  
 Michael Olson, Principal

\_\_\_\_\_  
 Sandra A. Troglia, Secretary

**Putnam County High School  
General Ledger Report  
Financial Report  
February Report**

<b>From Date:</b>	2/1/2017
<b>To Date:</b>	2/28/2017

<b>From Acct:</b>	100
<b>To Account:</b>	602

Acct.	Account Name	Beg. Bal.	Recpt/JV	Disb/JV	Transfer	End. Bal.	YTD	
							Payable	Work Bal.
000100	Office	\$11,147.17	\$247.00	(\$402.38)	\$0.00	\$10,991.79	\$0.00	\$10,991.79
000102	Office Adjustment	\$0.03	\$0.00	\$0.00	\$0.00	\$0.03	\$0.00	\$0.03
000105	Adult Education	\$37.48	\$0.00	\$0.00	\$0.00	\$37.48	\$0.00	\$37.48
000110	Condolence	\$813.64	\$0.00	\$0.00	\$0.00	\$813.64	\$0.00	\$813.64
000120	Baseball	\$2,159.71	\$0.00	(\$1,189.05)	\$0.00	\$970.66	\$0.00	\$970.66
000125	Girl's Softball	\$0.00	\$0.00	\$0.00	\$0.00	\$0.00	\$0.00	\$0.00
000130	PC Enterprises	\$968.24	\$0.00	\$0.00	\$0.00	\$968.24	\$0.00	\$968.24
000135	Golf	\$649.62	\$0.00	\$0.00	\$0.00	\$649.62	\$0.00	\$649.62
000137	Girls Golf	\$153.69	\$0.00	\$0.00	\$0.00	\$153.69	\$0.00	\$153.69
000140	Scholastic Bowl	\$413.63	\$0.00	\$0.00	\$0.00	\$413.63	\$0.00	\$413.63
000150	Interact Club	\$3,339.87	\$0.00	(\$153.21)	\$0.00	\$3,186.66	\$0.00	\$3,186.66
000155	Art	\$889.27	\$0.00	(\$39.95)	\$0.00	\$849.32	\$0.00	\$849.32
000200	Athletic	\$32.48	\$0.00	\$0.00	\$0.00	\$32.48	\$0.00	\$32.48
000210	Cable Club	\$1,514.67	\$0.00	\$0.00	\$0.00	\$1,514.67	\$0.00	\$1,514.67
000220	Track	\$4,723.15	\$7,192.00	\$0.00	\$0.00	\$11,915.15	\$0.00	\$11,915.15
000300	Journalism	\$4,222.40	\$140.00	(\$185.00)	\$0.00	\$4,177.40	\$0.00	\$4,177.40
000310	Oldies Club	\$106.17	\$0.00	\$0.00	\$0.00	\$106.17	\$0.00	\$106.17
000320	Girl's Basketball	\$3,146.87	\$0.00	(\$900.00)	\$0.00	\$2,246.87	\$0.00	\$2,246.87
000325	Boy's Basketball	\$2,366.99	\$0.00	(\$165.80)	\$0.00	\$2,201.19	\$0.00	\$2,201.19
000330	Student Council	\$3,107.11	\$1,377.00	(\$655.98)	\$0.00	\$3,828.13	\$0.00	\$3,828.13
000340	N.H.S.	\$89.23	\$512.85	\$0.00	\$0.00	\$602.08	\$0.00	\$602.08
000345	Scholarship	\$0.00	\$0.00	\$0.00	\$0.00	\$0.00	\$0.00	\$0.00
000350	Landscaping	\$290.97	\$3.28	\$0.00	\$0.00	\$294.25	\$0.00	\$294.25
000360	FFA	\$751.55	\$0.00	\$0.00	\$0.00	\$751.55	\$0.00	\$751.55
000365	Greenhouse Project	\$300.00	\$0.00	\$0.00	\$0.00	\$300.00	\$0.00	\$300.00
000370	Cheerleading	\$2,949.21	\$0.00	(\$52.00)	\$0.00	\$2,897.21	\$0.00	\$2,897.21
000380	Panteras	\$1,347.81	\$204.76	(\$402.60)	\$0.00	\$1,149.97	\$0.00	\$1,149.97
000390	Media Club	\$1,201.72	\$0.00	\$0.00	\$0.00	\$1,201.72	\$0.00	\$1,201.72
000395	Computer Club	\$333.40	\$0.00	\$0.00	\$0.00	\$333.40	\$0.00	\$333.40
000400	Tournament Athletics	\$11,597.77	\$5,936.97	(\$7,852.39)	\$0.00	\$9,682.35	\$0.00	\$9,682.35
000405	PC Alumni Educational Fu	\$3,934.12	\$0.00	\$0.00	\$0.00	\$3,934.12	\$0.00	\$3,934.12
000410	Thespians	\$300.04	\$0.00	\$0.00	\$0.00	\$300.04	\$0.00	\$300.04
000420	Science Club	\$263.20	\$0.00	\$0.00	\$0.00	\$263.20	\$0.00	\$263.20
000425	Wrestling	\$5.00	\$0.00	\$0.00	\$0.00	\$5.00	\$0.00	\$5.00
000430	Music (Band)	\$260.92	\$60.00	(\$179.14)	\$0.00	\$141.78	\$0.00	\$141.78

**Putnam County High School  
General Ledger Report  
Financial Report  
February Report**

<b>From Date:</b>	2/1/2017
<b>To Date:</b>	2/28/2017

<b>From Acct:</b>	100
<b>To Account:</b>	602

Acct.	Account Name	Beg. Bal.	Recpt/JV	Disb/JV	Transfer	End. Bal.	YTD Payable	Work Bal.
000440	Music (Chorus)	\$22.19	\$0.00	\$0.00	\$0.00	\$22.19	\$0.00	\$22.19
000500	Class of 2015	\$0.00	\$0.00	\$0.00	\$0.00	\$0.00	\$0.00	\$0.00
000510	Message Board	\$55.84	\$0.00	\$0.00	\$0.00	\$55.84	\$0.00	\$55.84
000515	ITP Class	\$27.81	\$0.00	\$0.00	\$0.00	\$27.81	\$0.00	\$27.81
000520	Class of 2014	\$1,488.44	\$0.00	\$0.00	\$0.00	\$1,488.44	\$0.00	\$1,488.44
000530	Class of 2016	\$0.00	\$0.00	\$0.00	\$0.00	\$0.00	\$0.00	\$0.00
000540	Volleyball	\$2,622.83	\$0.00	(\$388.00)	\$0.00	\$2,234.83	\$0.00	\$2,234.83
000545	Class of 2017	\$3,818.72	\$0.00	\$0.00	\$0.00	\$3,818.72	\$0.00	\$3,818.72
000550	Class of 2009	\$0.00	\$0.00	\$0.00	\$0.00	\$0.00	\$0.00	\$0.00
000560	Class of 2010	(\$0.03)	\$0.00	\$0.00	\$0.00	(\$0.03)	\$0.00	(\$0.03)
000570	Class of 2012	\$0.00	\$0.00	\$0.00	\$0.00	\$0.00	\$0.00	\$0.00
000580	Class of 2011	\$0.00	\$0.00	\$0.00	\$0.00	\$0.00	\$0.00	\$0.00
000590	Class of 2013	\$0.00	\$0.00	\$0.00	\$0.00	\$0.00	\$0.00	\$0.00
000595	Class of 2018	\$4,998.51	\$2,845.40	(\$1,384.54)	\$0.00	\$6,459.37	\$0.00	\$6,459.37
000600	Class of 2019	\$977.73	\$0.00	\$0.00	\$0.00	\$977.73	\$0.00	\$977.73
000602	Class of 2020	\$1,812.74	\$337.30	\$0.00	\$0.00	\$2,150.04	\$0.00	\$2,150.04
<b>Group Total</b>		\$79,241.91	\$18,856.56	(\$13,950.04)	\$0.00	\$84,148.43	\$0.00	\$84,148.43
<b>Activity Accounts Grand Total</b>		\$79,241.91	\$18,856.56	(\$13,950.04)	\$0.00	\$84,148.43	\$0.00	\$84,148.43

I have reviewed the above ledger report and attached reports for the current month. I find them accurate and complete to the best of my knowledge.

Bookkeeper: \_\_\_\_\_ Date: \_\_/\_\_/\_\_  
Principal: \_\_\_\_\_ Date: \_\_/\_\_/\_\_

**IMPREST REPORT**  
**PUTNAM COUNTY HIGH SCHOOL**  
**Feb-17**  
**Clayton Theisinger, Principal**

<b>Balance January 31, 2017</b>	<b>\$ 2,915.23</b>
<b>Replenishment Requested</b>	<b>\$ 3,084.77</b>

<b>Maximun Balance</b>	<b>\$ 6,000.00</b>
------------------------	--------------------

<b>Balance as of January 31, 2017</b>	<b>\$ 2,593.92</b>
---------------------------------------	--------------------

<b>Replenishment Total for December</b>	<b>January</b>	<b>\$ 3,406.08</b>
---	----------------	--------------------

**Expense Breakdown**

<b>WYSE</b>	10-1540-640-1	World Youth Science And Engineering	\$238.00
<b>Derek Neahrng</b>	10-1501-319-2	Freshman Basketball Official	\$50.00
<b>Edmond Ryan</b>	10-1501-319-2	Freshman Basketball Official	\$50.00
<b>Douglas Heuey</b>	10-1501-319-2	Girls Basketball Official	\$68.00
<b>Bernie Moore</b>	10-1501-319-2	Girls Basketball Official	\$68.00
<b>Thomas Downey</b>	10-1501-319-2	Freshman Basketball Official	\$50.00
<b>Gary Schroeder</b>	10-1501-319-2	Freshman Basketball Official	\$50.00
<b>PESI</b>	10-1115-332-1	Guidance Conference	\$251.96
<b>Checks</b>	10-1113-410-2	Imprest Checks	\$54.83
<b>The College Board</b>	10-1113-332-2	Conference McCurry & Newsome	\$450.00
<b>Dollar General</b>	10-1113-410-2	Office Supplies	\$27.60
<b>Thomas Downey</b>	10-1501-319-2	JV Basketball Official	\$55.00
<b>Steve Osborne</b>	10-1501-319-2	JV Basketball Official	\$55.00
<b>Ken Wilcoxon</b>	10-1501-319-2	Varsity Basketball Official	\$68.00
<b>Tim Snowden</b>	10-1501-319-2	Varsity Basketball Official	\$68.00
<b>Mark Mannagoli</b>	10-1501-319-2	Varsity Basketball Official	\$68.00
<b>Rick Michael</b>	10-1501-319-2	JV Basketball Official	\$55.00
<b>Joe Burgoni</b>	10-1501-319-2	JV Basketball Official	\$55.00
<b>John Hippen</b>	10-1501-319-2	Varsity Basketball Official	\$68.00
<b>Paul Zoran</b>	10-1501-319-2	Varsity Basketball Official	\$68.00
<b>Kevin Schultz</b>	10-1501-319-2	Varsity Basketball Official	\$68.00
<b>USPO</b>	10-2410-341-1	3 rolls stamps	\$147.00
<b>USPO</b>	10-2410-341-1	Certified Mail	\$12.69
<b>Paul Goetz</b>	10-1501-320-2	Basketball Worker	\$340.00
<b>Kelly Goetz</b>	10-1501-320-2	Basketball Worker	\$920.00

SUPERINTENDENT IMPREST  
FEBRUARY 2017

REPLENISHMENT REQUEST JANUARY	\$ 305.54
BANK BALANCE	\$ 2000.00
BANK BALANCE - CURRENT	\$ 2,000.00
REPLENISHMENT AMOUNT REQUESTED	\$ 0
BANK BALANCE	\$ 2000.00
TOTAL REIMBURSEMENT	\$ 0

Putnam County Comm. Unit School Dist. #535  
Treasurers Report February 28, 2017

<b>PAGE 1 OF 2</b>	<b>EDUCATION</b>	<b>O/M</b>	<b>TRANSPORT</b>	<b>IMRF</b>	<b>B/I</b>	<b>W/C</b>	<b>TORT</b>	<b>L/S</b>	<b>TOTALS</b>
<b>Cash/Invest. Begin Month</b>	\$5,411,737.82	\$748,622.10	\$472,855.45	\$415,477.13	\$348,357.94	\$2,392,454.52	\$304,051.36	\$55,003.64	\$10,148,559.96
<b>Receipts</b>	\$123,932.12	\$117.03	\$287.23	\$76.25	\$77.59	\$558.90	\$62.95	\$41.27	\$125,153.34
<b>Disbursements</b>	\$736,267.64	\$144,718.02	\$90,042.40	\$27,210.80	\$0.00	\$0.00	\$18,683.19	\$0.00	\$1,016,922.05
<b>Cash/Invest. End Month</b>	\$4,799,402.30	\$604,021.11	\$383,100.28	\$388,342.58	\$348,435.53	\$2,393,013.42	\$285,431.12	\$55,044.91	\$9,256,791.25
<b>CASH IN BANKS</b>									
<b>Granville National Bank</b>	\$491,511.66	\$36,785.94	\$7,135.29	\$0.00	\$0.00	\$0.00	\$0.00	\$0.00	\$535,432.89
<b>First State Bank</b>	\$64,471.25	\$61,119.62	\$61,668.55	\$103,454.30	\$0.00	\$0.00	\$36,622.34	(\$106,467.15)	\$220,868.91
<b>North Central Bank</b>		\$46,383.35							\$46,383.35
<b>Total Cash in Banks</b>	\$555,982.91	\$144,288.91	\$68,803.84	\$103,454.30	\$0.00	\$0.00	\$36,622.34	(\$106,467.15)	\$802,685.15
<b>MONEY MARKET ACCTS.</b>									
<b>Granville National Bank</b>									\$0.00
<b>Rate 0.00%</b>									
<b>First State Bank</b>	\$980,607.75	\$132,301.60	\$314,013.64	\$106,844.22	\$24.28	\$60,825.43	\$59,894.41	\$55,805.16	\$1,710,316.49
<b>Rate 0.30%</b>									
<b>North Central Bank</b>	\$3,061,481.02	\$323,817.94	\$282.80	\$178,018.28	\$348,411.25	\$1,062,406.24	\$188,973.77	\$105,706.90	\$5,269,098.20
<b>Rate 0.30%</b>									
<b>Eureka Savings</b>	\$254,515.94								\$254,515.94
<b>Rate 0.35%</b>									
<b>INB</b>	\$1,000.00								\$1,000.00
<b>Rate 0.00%</b>									
<b>USBank</b>	\$4,476.48								\$4,476.48
<b>Total Money Market Accts.</b>	\$4,302,081.19	\$456,119.54	\$314,296.44	\$284,862.50	\$348,435.53	\$1,123,231.67	\$248,868.18	\$161,512.06	\$7,239,407.11

Putnam County Comm. Unit School Dist. #535  
Treasurers Report February 28, 2017

PAGE 2 OF 2	EDUCATION	O/M	TRANSPORT	IMRF	B/I	W/C	TORT	L/S	TOTALS
<b>C/D INVESTMENTS</b>									
<b>Granville National Bank</b>									
									\$0.00
									\$0.00
									\$0.00
									\$0.00
									\$0.00
<b>First State Bank</b>									
36340 11/17/17 0.45%						\$210,273.01			\$210,273.01
35651 05/13/17 0.39%						\$722,286.43			\$722,286.43
									\$0.00
									\$0.00
									\$0.00
<b>North Central Bank</b>									
40685 03/05/17 0.35%						\$337,222.31			\$337,222.31
									\$0.00
									\$0.00
									\$0.00
									\$0.00
<b>Auditor Adjustments</b>									
<b>Tree Fund</b>		\$3,612.66							\$3,612.66
<b>Assets</b>	\$13,800.00								\$13,800.00
<b>Adjustments</b>	\$1,512.97								\$1,512.97
<b>Liabilities</b>	(\$73,974.77)			\$25.78			(\$59.40)		(\$74,008.39)
<b>TOTAL CASH &amp; INVESTMENTS</b>	\$4,799,402.30	\$604,021.11	\$383,100.28	\$388,342.58	\$348,435.53	\$2,393,013.42	\$285,431.12	\$55,044.91	\$9,256,791.25

CERTIFIED CORRECT

*Alfred J. Rolando*

02/28/17



The IHSA governs the equitable participation in interscholastic athletics and activities that enrich the educational experience.

March 2017

To the Principal/IHSA Official Representative Addressed:

It's time again for your school to renew its membership in the Illinois High School Association. **For the 2017-18 school term, IHSA membership will not require payment of membership dues or state series entry fees per action of the IHSA Board of Directors.**

Your school may renew membership in the Illinois High School Association by confirming that your school continues to be Recognized by the Illinois State Board of Education and by certifying that your Board of Education/Governing Board has voted to adopt and abide by the Constitution, By-laws, Terms and Conditions, and Administrative Procedures, Guidelines, and Policies of the Association for the 2017-18 school term.

Your 2017-18 membership renewal is due by June 15, 2017. Please do not delay. Obtain your Board of Education's action on the membership resolution and fax it to (309) 663-7479 or email [general@ihsa.org](mailto:general@ihsa.org) on or before **June 15**.

Sincerely,

Craig Anderson  
Executive Director

**THIS FORM MUST BE SIGNED BELOW, ON THE APPROPRIATE LINE, BY THE PRINCIPAL OR OFFICIAL REPRESENTATIVE AND THE BOARD PRESIDENT OR SECRETARY.  
DO NOT DETACH**

To: IHSA Executive Director

We certify that Putnam County High School is recognized by the Illinois State Board of Education. It is understood that failure to be recognized by the Illinois State Board of Education will disqualify our school for membership in the IHSA and that if this were to occur; it is our responsibility to immediately notify the Association of this change in status.

We further certify our Board of Education/Governing Board, at its meeting held on \_\_\_\_\_, 2017, voted to renew membership in the Illinois High School Association, and to adopt and abide by the Constitution, By-laws, Terms and Conditions, and Administrative Procedures, Guidelines and Policies of the Illinois High School Association for the year of July 1, 2017, through June 30, 2018.

Principal/Official Representative Signature

\_\_\_\_\_  
Board President or Board Secretary Signature

Clayton J. Theisinger (815) 882-2800 ext. 4  
Print Name and Phone Number

\_\_\_\_\_  
Print Name and Phone Number

Putnam County High School Granville, Illinois

2017-18 Membership Renewal

## Recommendation to Approve IHSA Membership Renewal

As superintendent, I recommend to approve the IHSA Membership Renewal

### Rationale

- The IHSA Membership Renewal is an annual renewal for our district to be a member of the IHSA. This affords the school district to represent in all the IHSA activities and competitions that we compete in on an annual basis. This membership helps a very large percent of our student body to perform in activities outside the regular school day. Having positive activities for students to compete and participate in helps provide a comprehensive school experience.

### District Goal

Demonstrate increased academic achievement for all students

402 East Silverspoon Ave.  
Granville, Ill. 61326



Office (815) 882-2800  
Fax (815) 339-2628

**Putnam County High School**  
Mr. Clayton J. Theisinger  
Principal

---

**BOARD REPORT:** March 2017


**ACADEMICS**

*Classroom Highlight*

Stevie Croisant, a Putnam County graduate who is now living in Montana, visited our health classes to present on domestic violence. She shared her own stories related to abuse and provide students with warning signs, so they may help any friends or family members affected by violence. Stevie also provided helpful resources on how to seek help and where students can learn more on the topic. In addition, she visited a few of our English classes to share her writing experiences and insights. She is currently working as an advocate for those affected by domestic violence and has begun her own blog site ([www.weareher.net](http://www.weareher.net)) where victims and advocates of domestic violence for an online community for awareness and support.



**Miss Angie Augspols** has been expanding opportunities for students to engage in language arts by providing activities that spur debate based on evidence and research. In the photo below, students are engaged in discussions related to energy drinks and whether there should be legal age limits for purchase and consumption. Students on the outside of the debate critique their peers and provide feedback on their performance. These experiences provide students with authentic opportunities in the area of positive debate, collaborative engagement, and evidence analysis.



Though no photos are available at the moment, **Senora Helen Lenkaitis'** students had the option to participate in a competition that highlights Spanish cultural works. PCHS had 11 entries competing in the Northern Illinois Chapter of the American Association of Teachers of Spanish and Portuguese (NIAATSP) Cultural Interpretation contest. The students had entries in art which includes replicas, creative works, and models and an entry in poetry recitation. The contestants included the following: Madi Bauer, Molly Boyd, Megan Brooker, Emily Bruch, Samantha Curry, Tia Green, Michael Dzierzynski, Ethan Phillips, Becky Ramey, Livia Sanchez, Carter Trone. They were judged on Saturday, March 11, 2017 at Mendota High School. Michael Dzierzynski received first place for his drawing of a Segovian Cathedral and Becky Ramey placed third with her Day of the Dead skeleton.

**Mr. John Heiser** and FFA students organized the 2<sup>nd</sup> Annual College and Career Expo on March 2, 2017, in the high school gymnasium and Commons. Over 60 colleges and career vendors were available for students to gather information and meet with representatives. Throughout the evening, over 160 students from PCHS and across the region attended the event.



## ***Grade Data***

A summary of Quarter 3 grade data is provided in an addendum to this report. Overall analysis and summaries are included in this data report.

## **PROFESSIONAL DEVELOPMENT**

### ***Early Dismissal Time***

Teachers continue to work on division-specific goals to improve curriculum and articulation across courses. Examples of these collaborations include the following:

- Science is developing a common lab report format to be used across all science courses in order to more clearly define assessment expectations.
- Special education is developing a standardized grading system for students in the lifeskills program.
- Social science is analyzing means by which greater analysis and opinion-forming can be practiced by students rather than memorization and timeline-based instruction.

Other tasks during this time have included analyzing whole-school grading practices and development of policy proposals for next school year.

## **ENROLLMENT**

(as of 3/10/2017)

Freshmen – 64

Sophomores – 72

Juniors – 76

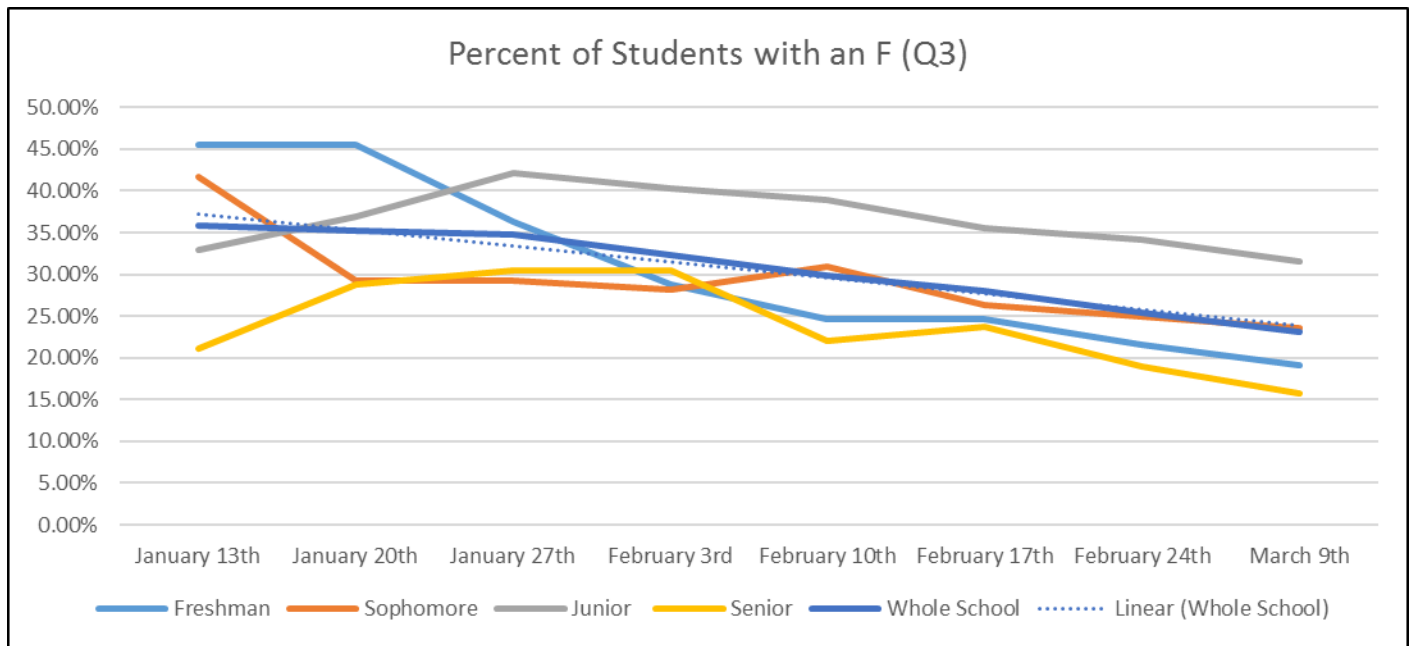
Seniors – 57

Total – 269

## ADDENDUM: GRADE DATA

### OVERALL ANALYSIS

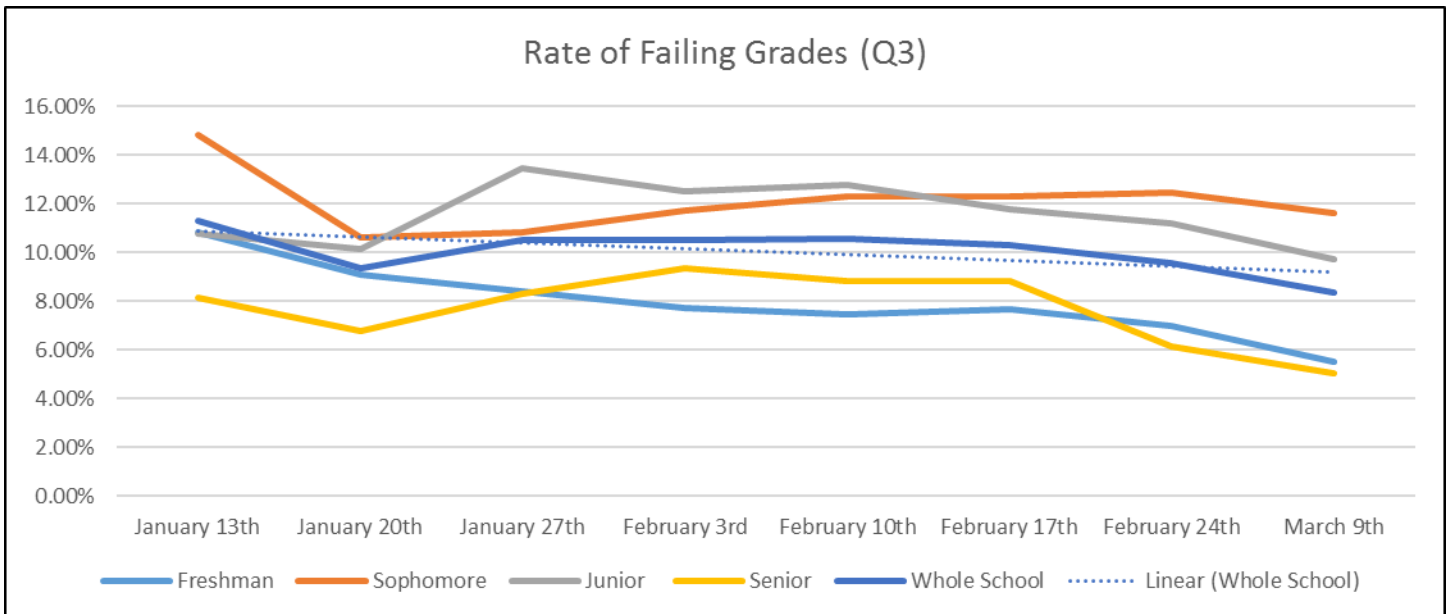
- In terms of growth, the freshman class has demonstrated the greatest gains in reducing the amount of total failing grades as well as percentage of students receiving at least one failing grade.
- The senior and sophomore classes demonstrated greater achievement this quarter as compared to Quarter 3 of the 2015-2016 school year. The junior class demonstrated lesser achievement in the same comparison.
- Considerable improvements in the percent of students with a failing grade were made in all grade-levels after parent-teacher conferences. (One may interpret this fluctuation as the impact of parent-teacher communication on students' grades. Another interpretation is that grades were updated prior to or during this time.)
- The percent of students with failing grades decreased steadily throughout the quarter while the overall amount of failing grades earned by students remained relatively stagnant. These trends together indicate that less students earned more failing grades over the course of the semester. In other words, a high amount of failing grades were attributable to a few students in some grade-levels.



Week	January 13th	January 20th	January 27th	February 3rd	February 10th	February 17th	February 24th	March 9th
Freshman	45.45%	45.45%	36.36%	28.79%	24.62%	24.62%	21.54%	19.05%
Sophomore	41.67%	29.17%	29.17%	28.17%	30.99%	26.39%	25.00%	23.61%
Junior	32.89%	36.84%	42.11%	40.26%	38.96%	35.53%	34.21%	31.58%
Senior	21.05%	28.81%	30.51%	30.51%	22.03%	23.73%	18.97%	15.79%
Whole School	35.79%	35.16%	34.80%	32.23%	29.78%	27.94%	25.46%	23.13%

- The freshman class showed the greatest amount of decrease in the percentage of students with a failing grade from the first week of the quarter to the end of the nine weeks.
- The junior class had increases in the rate of students with a failing grade through the first three weeks and then declined at a slow pace for the remainder of the nine weeks, ending near their starting data.

- On average, about 1 of every 4 students at PCHS received a failing grade this quarter. This average is slightly better than Quarter 2, but not as low as Quarter 1.



Week	January 13th	January 20th	January 27th	February 3rd	February 10th	February 17th	February 24th	March 9th
Freshman	10.80%	9.09%	8.40%	7.74%	7.43%	7.64%	7.01%	5.48%
Sophomore	14.83%	10.62%	10.83%	11.73%	12.33%	12.28%	12.48%	11.64%
Junior	10.76%	10.16%	13.48%	12.50%	12.75%	11.78%	11.21%	9.72%
Senior	8.14%	6.75%	8.29%	9.38%	8.81%	8.81%	6.12%	5.03%
Whole School	11.29%	9.37%	10.49%	10.49%	10.55%	10.31%	9.55%	8.33%

- The whole school trend remained within a range of a few percentage points throughout the duration of the quarter but ended up with a rate lower than all previous weeks.
- The freshman class had the highest rate of failures during Quarter 1 and Quarter 2 and has the second lowest for Quarter 3.
- Both the sophomore and junior classes have had increases in the rate of failing grades from Quarter 1 to Quarter 2 and Quarter 2 to Quarter 3.

## GRADE-LEVEL DATA

Grades are compared based on grade-level (e.g., this year's freshmen compared to last year's freshmen)

	FRESHMAN		SOPHOMORE		JUNIOR		SENIOR	
	Q3-2017	Q3-2016	Q3-2017	Q3-2016	Q3-2017	Q3-2016	Q3-2017	Q3-2016
<b>Total Students</b>	63	68	72	80	76	59	57	64
<b>Total Grades</b>	456	473	507	563	535	416	338	399
<b>Total Passing Grades</b>	431	417	448	522	483	392	321	373
<b>Passing Rate</b>	94.52%	88.16%	88.36%	92.72%	90.28%	94.23%	94.97%	93.48%
<b>Total Failing Grades</b>	25	56	59	41	52	24	17	26
<b>Failing Rate</b>	5.48%	11.84%	11.64%	7.28%	9.72%	5.77%	5.03%	6.52%
<b>Students with Failing Grades</b>	12	19	17	18	24	10	9	9
<b>Rate of Students with Failing Grades</b>	19.05%	27.94%	23.61%	22.50%	31.58%	16.95%	15.79%	14.06%

Red indicates percentage worse than last year.  
Blue indicates percentage better than last year.

## LONGITUDINAL DATA

Grades are compared across the same class from year to year (e.g., this year's sophomores compared to their freshmen performance)

	CLASS OF 2017		CLASS OF 2018		CLASS OF 2019		CLASS OF 2020	
	Q3-2017	Q3-2016	Q3-2017	Q3-2016	Q3-2017	Q3-2016	Q3-2017	Q3-2016
<b>Total Students</b>	57	59	76	80	72	68	63	X
<b>Total Grades</b>	338	416	535	563	507	473	456	X
<b>Total Passing Grades</b>	321	392	483	520	448	417	431	X
<b>Passing Rate</b>	94.97%	94.23%	90.28%	92.36%	88.36%	88.16%	94.52%	X
<b>Total Failing Grades</b>	17	24	52	43	59	56	25	X
<b>Failing Rate</b>	5.03%	5.77%	9.72%	7.64%	11.64%	11.84%	5.48%	X
<b>Students with Failing Grades</b>	9	10	24	19	17	19	12	X
<b>Rate of Students with Failing Grades</b>	15.79%	16.95%	31.58%	23.75%	23.61%	27.94%	19.05%	X

Red indicates percentage worse than last year.  
Blue indicates percentage better than last year.



*“Where all students will learn and succeed, and all means ALL”*

## **Putnam County Junior High School**

Michael Olson, Principal  
[olsonm@pcschoools535.org](mailto:olsonm@pcschoools535.org)

13183 N 350th Avenue  
McNabb, IL 61335

Phone-815-882-2800 opt. 3

Fax-815-882-2299

---

### **Putnam County Junior High Board Report March 20, 2017**

#### **Enrollment:**

**6th Grade: 65 (-1)**

**7th Grade: 55(+1)- a student moved back to PC**

**8th Grade: 58 (+1)-a student moved back to PC**

**Total Enrollment: 178 (+1)- 2 students moved back to PC from February 21st**

#### **Student Activities**

- We had 3 *Jr. High Wrestlers* represent PCJH at the State Wrestling Meet
  - **Connor Broker- Sectional Champ & Finished in the Elite 8 @ State**
  - Ethan Turner
  - Ben Sylvester
- *Scholastic Bowl* has started with 18 students under Coach Jen Ibarra and they won their 1st Match against Midland.
- *Track* has started under Coach Jim Carboni and Coach Cortny Hannon with close to 50 student-athletes
- Ms. Schlatweiler has been preparing our *Band and Chorus* students for the IESA competitions in April.

#### **Science Fair**

- Mrs. Dudek is taking our *Science Fair* participants to the Regional Science fair March 25th at Northern Illinois University. They will present their projects to the board in April.

#### **After School Activities**

- Kris Sienza has implemented a Social aspect to ASA where he shows social videos and discusses good character.

#### **Kindness Club**

- Our Kindness Club is making an effort to have each one of our students make a nice comment toward another student each day.

#### **Interact Club**

- Mr. Carboni and the Interact Club are having a fundraiser for IVAR .

#### **Rebecca Caudill Celebration**

- Our 6th Graders celebrated the Rebecca Caudill books they read with a party and discussion on the books.

#### **Students of the Month**

- February 6th-Andrew Pzyska 7th- McKinley Cwikla 8th- Chloe Linton

#### **Report Cards**

- Report Cards for 3rd Quarter and I will have Honor Roll and final 3rd Quarter Grade data in April.

#### **STEM Workshop**

- March 14th John Slingsby took 10 7th Graders to IVCC for a STEM workshop where they learned ways to use Science, Technology, Engineering, & Math in real life situations. Mr. Slingsby learned new ways to incorporate instruction and curriculum to improve our curriculum.

#### **Play**

- March 15th our Jr. High went to PCHS to watch the Spring Play preview.

#### **PARCC**

- We are PARCC testing March 16, 17 & 20th. We have been examining what we can do to better prepare our students for the tests and when scores come back, we will see where we are doing well and areas for continued improvement. Mr. Bozarth did a great job of being here and making sure the tests ran smoothly during the sessions.

#### **Instructional Update**

- Mrs. Ibarra and Ms. Erickson have been collaborating and exchanging instructional strategies. Mrs. Ibarra has been discussing the station instructional strategies Ms. Erickson uses to help foster teamwork, critical thinking, and problem solving for her Language Arts Classes. Mrs. Ibarra adapted those strategies to a project in her own class.

#### **Evaluations**


- I have completed all my evaluations except one and have completed all the Summative Evaluations and Student Growth Component. I am in the process of reviewing them to ensure they are complete and detailed and offer suggestions for improvement and growth.

#### **7th & 8th Grade Math Position Update**

The Math position that was vacated by Mr. McManus is now being filled by a substitute teacher, Jeff Templeton, for the remainder of the year. I have been working with him and Mr. Sienza to develop a plan of support for instruction, curriculum, grading and assessing that will offer as smooth a transition as we can. There is no other way to have a solid classroom without a consistent and good teacher. We are going to do what we can through this process to ensure our students are learning and succeeding. Carl has supported a modified mentoring program that I am going to implement with Mr. Sienza.

#### **Science Curriculum Adaption**

Mr.s Dudek, Mr. Slingsby and myself continue to explore Science curriculums that will best fit our needs and align to the new Science standards coming out- we have had research meetings, sample meetings, and webinars with reps to determine what will be the best curriculum for us. This is part of an overall plan to update the Science curriculum K-8. I will update you on the progress. Right now we have narrowed the search to a series by Pearson that will be 3-8 and provide a smooth transition as students move K-8 and then to PCHS.



8th Grade student Kaitlin Haygood preparing her Science Fair project.



**Officer Jacob Frund and Roxy demonstrate and speak to our 8th Graders for Career Day. He spoke of importance of education and especially Reading skills.**



**Mr. Slingsby and the 10 7th Grade STEM workshop participants. They were chosen by their Science teachers to attend.**



**6th Grade Rebecca Caudill Readers!**

### **Enrollment**

3rd Grade = 52 students, with class sizes of 16, 17 and 19 students. (-2)

4th Grade = 67 students, with class sizes of 22, 22, and 23 students. (-1)

5th Grade = 58 students, with class sizes of 18, 20, and 20 students. (-1)

### **PARCC Testing**

PARCC testing is scheduled to take place during the week of March 27th. 3rd through 5th grade students will complete both math and ELA tests. In addition to PARCC testing, ISBE has selected our 4th and 5th grade students for one addition ELA field test. Since being chosen to complete a field test, 4th and 5th grade will not be chosen again for at least the next three years to complete any PARCC field testing. In addition to PARCC, our 5th grade students will complete the Illinois Science Assessment (ISA) during this testing week, as well. It is our goal to have all testing and make-up testing completed prior to spring break.

### **PCES Students Vote for Their Favorite 2017 Rebecca Caudill Book** *(summary from Mrs. Davis)*

13 fifth graders gathered to vote for their favorite 2017 Rebecca Caudill title Tuesday, February 28. Students have been participating in the Rebecca Caudill Young Readers' Book Award this school year, selecting books to read from the twenty nominees. To be eligible to attend the party, students had to read at least three titles from the list, pass the Accelerated Reader quiz for the book, and complete a worksheet detailing elements of the book. Students and staff enjoyed cookies, soda, and ice cream with toppings.

Students liked many of the books and two books tied for first place: *Rain Reign* by Ann M. Martin and *The War that Saved My Life* by Kimberly Brubaker Bradley. Third place went to *The Screaming Staircase* by Jonathan Stroud. All votes were submitted to the state ISLMA web site and an overall favorite of all students in the state of Illinois will be announced March 17.

The following fifth grade students participated: 5A: Makenzie Hanson, Sarah Johnson; 5B: Madison Boggio, Hailey Cimei, Gabby Doyle, Nathan Husser, Zach Popurella, Megan Wasilewski, Trinity Wroblewski; 5C: Conlan Cwikla, Hannah Gorisek, Kylee Moore, Alex Myers, Jonathan Taylor.

So far, 186 Rebecca Caudill nominees have been read. Students have until April 21 to read all 20 if they choose to do so. Congratulations to Alex Myers who has read all of the books! Hannah Gorisek has read 19 and plans read the last one.

A special thanks to the Putnam County Educational Foundation (PCEF) for their funding of a grant to help provide for the purchase of the books and treats. Thanks to Hennepin Food Mart in Hennepin for the awesome cookies!

Thanks also goes to the teachers and staff of PCES for their support of this program. Their encouragement to read and the handling of the "behind the scenes" work is greatly appreciated! This is a wonderful accomplishment of students and staff. Everyone did a great job! Congratulations!

### **John Ourth Recognition Breakfast**

Congratulations to Trinity Wroblewski and Conlan Cwikla for being the 5th grade recipients of the John Ourth award. Each year, one boy and one girl in 5th grade are chosen by their teachers to receive

this prestigious award. Students are nominated on their overall character and positive example they set for their peers. To honor these students, a breakfast and award ceremony is held each year at Streator High School for the students and their parents along with their principal. Students are announced individually and awarded a plaque for this accomplishment.

### **Student Teacher**

We are delighted to have Samantha Kohr with us for the next 8 weeks to complete her student teaching. Mrs. Kohr completed her first 8-week placement at PCHS, and has now joined us at PCES. Mrs. Kohr's cooperating teacher is Mrs. Peterson in 4th grade. I am confident that Mrs. Kohr will have a wonderful learning opportunity in both Mrs. Peterson's classroom and our building as a whole. I look forward to the opportunity to guide, support and lead both Mrs. Kohr and Mrs. Peterson in their respective roles.

### **Rebecca Caudill Celebration**



### **John Ourth Award**



# March Board Report

PRINCIPAL: RONDA CROSS

---

## **PCPS Enrollment:**

PreK - 80

K - 45

1<sup>st</sup>- 58

2<sup>nd</sup>- 48

Total Enrollment: 231

## **CALENDAR EVENTS:**

- **March 20<sup>th</sup>** Expansion Grant Parent Surveys Due
- **March 21<sup>st</sup>** Visit PreK Program in Bradford
- **March 23<sup>rd</sup>** 1<sup>st</sup> Grade Field Trip-Peoria Riverfront Museum
- **March 31<sup>st</sup>** Trimester Reports Distributed
- **April 3<sup>rd</sup>** Free Dental Clinics for Students
- **April 5<sup>th</sup>** Early Dismissal
- **April 6<sup>th</sup>** Spring Concert (6:00 at PCHS)
- **April 7<sup>th</sup>** Hop into Spring Preschool Program
- **April 8<sup>th</sup>-17<sup>th</sup>** Spring Break

## **Preschool for All:**

Unfortunately, the Request for Proposal (RFP) has still not been released by ISBE. In the meantime, the staff and I have been planning and preparing for the RFP by conducting classroom surveys, the expansion survey, and researching what is called IECAM data that will be needed to complete the RFP. We will continue this practice for the next few weeks until we get the actual RFP in hand to have more specific directions on moving forward with the research and writing.

I also attend our regional LIC meeting last week, which is a collaboration of a multitude of agencies that share information that pertains to 0-5 aged students. These meetings are not required, but helpful for making connections with different agencies/services, sharing professional development and advocating for needs like mental health services for students.

## **Update on Evaluations & Professional Development:**

All evaluations have been completed for the 2016-17 school year. This includes a paraprofessional, tenured and non-tenured staff. In total there were 17 evaluations conducted and over 35 meetings to discuss SLOs, goals, pre-conferences, observations and post-conferences. It has certainly been an adjustment and added challenge this year for everyone. I feel there are always things we can do to improve and will begin work on those.

This past month I attended my Administrator Academy through the Illinois Principal's Association (IPA). The topic was appropriately addressing students with challenging behaviors in a systemic way. I also attended a seminar: Difficult Students and Oppositional Defiant Disorder with another teacher. We will be presenting to the whole staff with two other teachers that attended a behavior workshop at our next early dismissal.

## Technology Coming:

Mr. Bozarth is planning on installing all of 1<sup>st</sup> grade SmartBoards Thursday when they are gone on a field trip. The 2<sup>nd</sup> grade SmartBoards will follow. Installation is slow due to the loud tools needed to perform the work.

## KINDERGARTEN RODEO 2017!

Each year the Kindergarten team plans a rodeo theme for the students. After the student complete, all of their hard work in the classroom doing stories, research, math centers, writing activities, etc., they culminate the theme with a rodeo celebration. They have a horse round-up parade in the hall, stories by the campfire (I was out of the building so Mr. Bozarth filled in!) and rodeo stations in the gym. Students love this event every year!!



## "Superhero" of the Week at PCPC!!




**Lilly Mini: Caring Pillar**

**Nominated by Mrs. Downey**



**Kennedy Holocker: Respect Pillar**

**Nominated by Mrs. Sobkowiak**



**Jaxon Weger: Respect & Responsibility Pillars**

**Nominated by: Mrs. Bell**



**John Placher: Respect Pillar**

**Nominated by: Mrs. Alleman**

---

## Principal Art Picks...

Last month, Mrs. Schorn had the students color pictures for Valentine's Day. I also added one student that designed a fabulous portrait of Dr. Seuss in Kindergarten. Students recognized were:

- Payton Olson



- Dylan Haycraft
- Avery Jolliff
- Callen Wiesbrock (Dr. Seuss)

## Transportation Report

### March 20, 2017

I conducted our monthly administrative team meeting on Wednesday, March 15, 2017. Irene Parola was in attendance.

- We, as an administrative team, discussed some recent concerns with some individual families and their transportation arrangements. In particular, the student had been recommended to attend Circuit Breaker per truancy. The situation that evolved was that the parents were unable to be available during pick up in the morning and afternoon at their residence due to work commitments. The family has arranged to drop the student off at another family member's house in the morning and then pick up after work. The bus will pick the student up and drop off at that residence. The goal is to work to promote the student to attend school regularly.
- Communication remained top notch this past week with the late winter weather that came in late Sunday/early Monday. We were up early communicating with the Road Commissioners, Bus Company, and nearby surrounding schools in the effort to make the best decision based on student safety. The buses ran a little slower than normal to be safe but overall everything ran smooth.
- I will continue to keep the board members updated as we move forward.

## State Funding Update 3/17/17

The state still owes in the following categories

Special Education	\$210,872.81
Transportation	\$241,694.22
Early Childhood	\$ 82,400.00
Illinois Free Lunch	\$ 480.02
Agriculture Grant	\$ 2,393.00
<u>Summer School</u>	<u>\$ 853.15</u>
	\$538,693.20

- V.O.I.C.E. is also compiling these same totals for all the schools and districts in ROE 35. Local school districts have been sharing these delayed or missing MCAT payments for the past several months at their school board meetings.
- There still remains talk of making sure schools receive their mandated categorical payments.
- We will continue to monitor this situation.

Investment Report  
March 20, 2017

The last CD came due on 3/5/17 and was at North Central Bank with an APR of 0.35%. The balance at that time was \$337,222.31. The CD was placed out to bid to First State Bank, Granville Bank, and North Central Bank.

North Central Bank won the bid and remains with them. CD 40795 has a term from 3/5/15 to 3/5/18. The APR was at 0.45%. The maturity value is set at \$338,105.86.

## **ENERGY MARKET UPDATE – March 13, 2017**

In our last market update, we indicated the potential for additional downside with electricity and natural gas (energy) prices in February/March and that, aided by warmer than expected February temperatures, is what we have seen. Last winter (Dec15-Feb16) the U.S. experienced its warmest winter on record (4.6°F above the 20th century average) according to the NOAA. We don't have anything official from the NOAA yet, but some early reports we've seen are indicating the winter 2016/17 was even warmer than last winter. So it should be no surprise we are now seeing some of our lowest forward energy prices in the past 17 years. And what is even more interesting is that the forward energy curves for both electricity and natural gas are lower the farther out you go. Why is this?

It all comes down to the simple economics concept of supply and demand. Low natural gas prices over the past year have resulted in a contraction in natural gas production. Natural gas production, after years of steady increases, was down 1.8 Bcf/day in 2016 (2.5%). Currently, natural gas production is about 4% lower than year ago levels.

*Note: 1 Bcf (billion cubic feet) = 1 million dekatherms (MMBtu's) = 10 million therms*

At the same time, demand for natural gas increased by 4% in 2016. Over the past year, LNG Exports increased by 1.9 Bcf/day, exports to Mexico by 1 Bcf/day, and demand for natural gas for power generation was up 1.1 Bcf/day. Demand from all three sectors is expected to continue to increase in the coming years. So, back to why the forward energy curves are lower the farther out you go.

The current balance between gas supply and demand is tighter than it was a year ago. When we had our brief arctic blast (1 week) in December, natural gas and electricity (energy) prices spiked higher and hit their highest levels of 2016 (see chart next page). It is very likely that had we had even a normal winter from a temperature perspective, that energy prices would be much higher right now. What has 'saved' the market over this past year was [1] record natural gas storage levels in 2016 as a result of the mild 2015/16 winter and then a very mild 2016/17 winter. However currently the market is still in a vulnerable position with lower natural gas production and higher potential demand.

It is expected that over time natural gas prices will move higher and production will then resume an upward trajectory and rebalance with potential peak demand. And that is why the forward market curves are reversed from what we typically see. The 'front' years are higher and the farther out you go the lower energy prices are. For example, the 12 month rolling natural gas forward price (Apr17 thru Mar18) is currently around 33 cents/therm. The next 12 months out (Apr-18 thru Mar-19) are at around 29 cents/therm. The forward price drop in each year out with electricity is not as dramatic, but is there. Currently, the calendar year forward electricity 'strips' for 2020 and 2021 are at record lows and 2019 is just off its record low.

If you have not looked at or quoted energy prices lately, we believe you will be pleasantly surprised at just how low prices are right now. It is for this reason and the analysis presented in the next section that we feel that if you have an energy supply agreement expiring anytime in the next 24 months you should at least review current prices. We have many customers who were already in energy agreements through 2019 that requested price quotes for 2020 and 2021 and have contracted out that far once they saw where prices were. This is something we can assist you with.

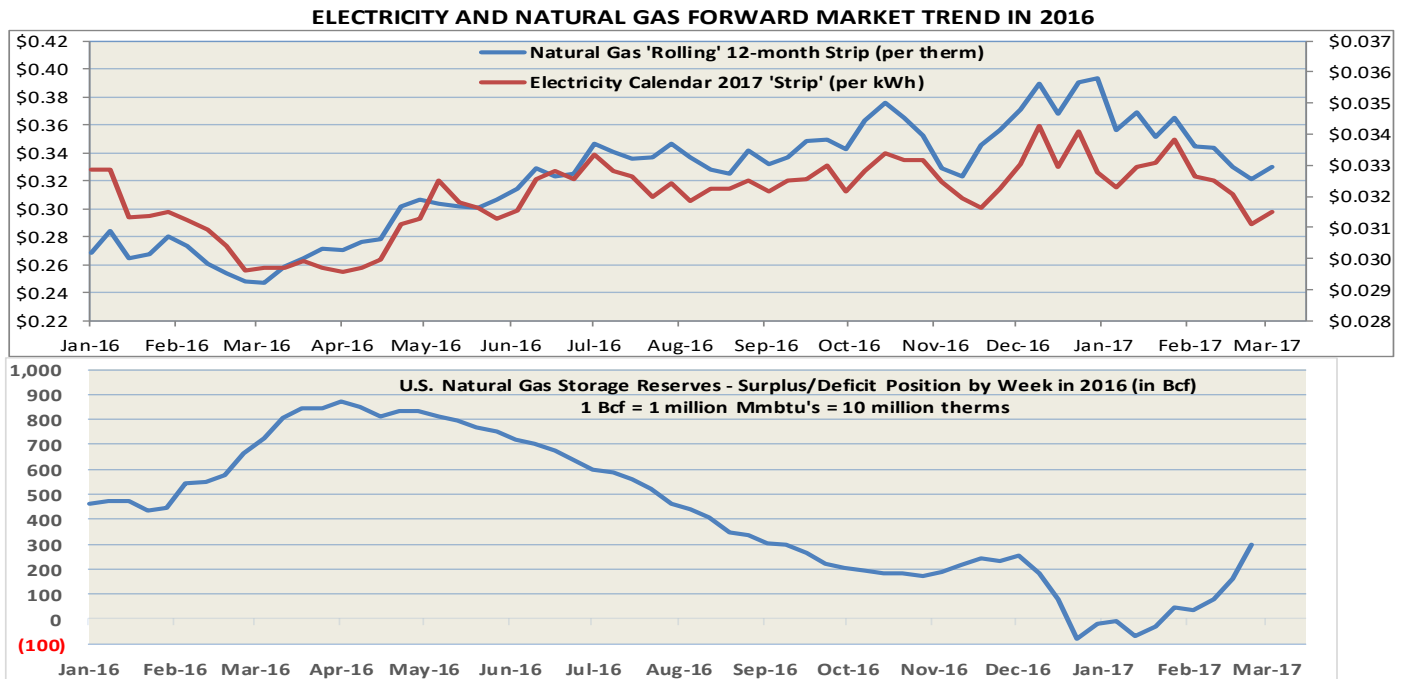
### **ANALYSIS OF 2016 ENERGY PRICE TRENDS**

The winter of 2015/16 was the WARMEST in U.S. history. Mild winters result in lower consumption of natural gas for heating and high natural gas storage levels coming out of the winter. In early 2016 we saw our lowest natural gas and electricity prices in 17 years. Natural gas prices hit their calendar 2016 low by the first week of March and electricity prices by the first week of April and then trended higher the rest of the year.

You can see the correlation between electricity and natural gas prices in the first chart below. Electricity prices follow natural gas prices since natural gas is usually the highest cost of the major fuels (natural gas, coal, nuclear) in the generation fuel cost stack.

And you can also see the correlation between natural gas storage reserves and the price of natural gas. The 2nd chart below shows the surplus/deficit in the 5-year moving average for natural gas storage. Storage reserves were near record high levels coming out of winter 2015/16 due to record warmth.

Based on history and 2016/17 turning out to be another very mild winter, there is a strong possibility we will see the same pattern – market lows for the year occurring in the later February through early April timeframe. This is why now is a good time to be ‘pricing’ your energy supply options no matter when your current contracts expire. There is no cost to look at future market prices and how they apply to your specific account load profile and it would be good information to at least have. This applies to both electricity and natural gas.



**TAKE-A-WAY:** It is likely that we will see our best forward energy price opportunities of the year between now and the end of March to early April.

### NUCLEAR OUTAGES THIS SPRING COULD IMPACT ON ENERGY PRICES

Nuclear units typically refuel (replace fuel rods) in the spring, when demand is lower and the losses due to shut-down are minimized. However this spring more than a third of the nation's nuclear generating capacity (34 units) could be off-line – the most for this time of year since 2000 (see chart on next page).

Nuclear generation produces approximately 20% of total U.S. electricity each year. Having 1/3 of nuclear generation off-line is going to mean other sources of generation – mainly natural gas – is going to pick up the shortfall. The nuclear outages this spring are expected to add upward price pressure on natural gas prices and could also pressure electricity prices higher.

To put things in perspective, last year we saw 20 nuclear units with 22,300 megawatts of generation capacity go off-line for refueling. This spring, the 34 units that are scheduled to go off-line total about 36,000 megawatts of generation capacity. That’s a big difference and should have an impact on energy prices. Natural gas prices have been hit hard so far in 2017 due to mild temperatures. So this is finally some good news for natural gas producers.

**FOCUS TOPIC OF THE MONTH – DEMAND RESPONSE AND PEAK RESPONSE**

Although electricity commodity prices have decreased over the past few years, we have seen a significant increase in another electricity cost component – capacity. Capacity – a cost consumers pay for generation capacity associated with their peak load contribution (PLC) – increased by about 900% in Ameren in 2015 and in ComEd will increase about 100% from 2016 to 2018. The new capacity rates are set in tariffs – you have to pay them. But there are efforts – namely demand response and peak response – that you can take to mitigate the impact of higher capacity costs.

**What is Demand Response?**

Demand Response (DR) is a consumer’s commitment to reduce electricity consumption at their location when called upon by their Curtailment Service Provider (CSP). Demand response opportunities enable retail electricity consumers to earn a revenue stream for reducing electricity consumption when either wholesale prices are high (economic DR) or when the reliability of the electric grid is threatened (emergency DR). An electricity consumer may participate in both depending on individual circumstances. Only the emergency DR option is discussed below. We can get you additional details on the economic DR options if you have an interest.

Emergency DR primarily represents a commitment to reduce electricity consumption or only consume electricity up to a certain level when your Regional Transmission Operator (RTO) needs assistance to maintain reliability under supply shortage or expected emergency operation conditions. This is considered a mandatory commitment to which penalties can be applied for non-compliance (although some CSP’s insulate their clients from potential penalties). Although there are no longer limits as to how many ‘events’ can be called, it has been well over 10 years since a mandatory DR event has been called in the ComEd zone.

The following chart reflects projected payments under the emergency DR program. If you are interested in further exploring this opportunity, Century Energy Solutions can assist you in evaluating if this option is a good fit for your organization as well as an achievable drop value and expected payments.

<b>Potential Revenue Through Participation in Demand Response (ComEd Zone)</b>			
<b>Drop Value (kW)</b>	<b>Planning Year 2017-18</b>	<b>Planning Year 2018-19</b>	<b>Planning Year 2019-20</b>
250	\$8,986	\$12,756	\$12,031
500	\$19,355	\$27,475	\$25,912
1000	\$41,475	\$58,875	\$55,526

**What is Peak Response?**

Peak Response - also known as PLC management - is a voluntary initiative on the part of the customer to manage their PLC tags’. PLC stands for Peak Load Contribution. A customer's PLC is determined by averaging the customer’s 30-minute demands during the five highest PJM system peaks from the most recent summer (June – September). Adjustments are made to account for weather normalization, unmetered load on the ComEd system, and other factors. The resulting customer PLC value goes into effect from June 1 through May 31 of the following year.


  
 Century Energy Solutions LLC
   
 100 Years of Experience Working for You!

Your account specific PLC directly impacts the Capacity costs allocated to your account. The higher your PLC's are set, the higher your Capacity costs will be. The concept of Peak Response is a voluntary effort on the part of the customer to reduce their PLC's and therefore reduce their Capacity/Transmission costs.

In order to do this, customers must try to determine when PJM's five highest system peak hours will occur each year and manage their electricity demand lower during these hours. The chart below shows the savings potential for managing PLC tags. If you are interested in further exploring this opportunity, Century Energy Solutions can assist you in predicting these system peaks.

Potential Savings on Capacity/Transmission Costs With Successful PLC Reduction Through Peak Response Participation		
ComEd Zone Drop Value (kW)	Planning Year 2018-19	Planning Year 2019-20
100	\$13,032	\$12,579
200	\$26,064	\$25,158
300	\$39,096	\$37,737
400	\$52,128	\$50,316

Please contact us with any questions you might have regarding any of the topics covered in this market update or with the energy markets in general.

Derek Mozham  
 Authorized Agent/Senior BDM  
 248-973-8226 (work)  
 248-709-5229 (cell)  
[derek@centuryenergysolutions.com](mailto:derek@centuryenergysolutions.com)

*The partners at Century Energy Solutions collectively have more than 100 years of experience in the energy markets. We leverage that experience and knowledge on our client's behalf to create a credible competitive environment between multiple suppliers, resulting in lower energy costs and better product options that fit our client's specific needs. We welcome the opportunity to demonstrate the value we add to your energy procurement process.*

## Recommend Approval of School Psychologist Umbrella through L.E.A.S.E. with Oglesby School District 125

As Superintendent, I recommend the approval of the School Psychologist Umbrella

### Rationale

- The Putnam County School District has been participating in an umbrella agreement with L.E.A.S.E. for the past two years. The reason for participating in the umbrella is due to the extreme difficulty of trying to find candidates for this required and much needed position. Also, there has been and appears to remain some incentive funding to help offset the costs of such a difficult position to fill. The first year we were able to share a candidate with three other local districts. However, this arrangement between so many districts made it even more difficult to fill due to the work load. This past year we had to find two retired people to help fill the position part-time. The position has been posted for most of the year. The umbrella agreement has been amended to include two districts instead of four. The agreement through L.E.A.S.E. will provide 70% of time in PC and the other 30% will be in Oglesby. The Oglesby School District 125 school board approved the hiring of Esmeralda Harris at their March 15, 2017 board meeting. In order to complete the umbrella agreement, we need to approve the resolution to approve our participation in the agreement through L.E.A.S.E.

### District Goal

Demonstrate increased academic achievement for all students

Putnam County Community Unit School District #535

**ATTENDANCE LINE – 815-882-2800 OPTION 6**

**OFFICIAL SCHOOL CALENDAR, 2017-2018**

AUGUST 2017						
Mon	Tue	Wed	Thu	Fri		Total
31	1	2	3	4		
7	8	9	10	11		
(14)	15	16	17	18		3
21	22	23	24	25		5
28	29	30	31			4
						12

SEPTEMBER 2017						
Mon	Tue	Wed	Thu	Fri		Total
				1		1
4	5	6	7	8		4
11	12	13	14	15		5
18	19	20	21	22		5
25	26	27	28	29		5
						20

OCTOBER 2017						
Mon	Tue	Wed	Thu	Fri		Total
2	3	4	5	6		4
9	10	11	12	13		4
16	17	18	19	20		4
23	24	25	26	27		5
30	31					2
						19

NOVEMBER 2017						
Mon	Tue	Wed	Thu	Fri		Total
		1	2	3		3
6	7	8	9	10		5
13	14	15	16	17		5
20	21	22	23	24		2
27	28	29	30			4
						19

DECEMBER 2017						
Mon	Tue	Wed	Thu	Fri		Total
				1		1
4	5	6	7	8		5
11	12	13	14	15		5
18	19	20	21	22		4
25	26	27	28	29		
						15

JANUARY 2018						
Mon	Tue	Wed	Thu	Fri		Total
1	2	3	4	5		
8	9	10	11	12		4
15	16	17	18	19		4
22	23	24	25	26		5
29	30	31				3
						16

FEBRUARY 2018						
Mon	Tue	Wed	Thu	Fri		Total
			1	2		2
5	6	7	8	9		5
12	13	14	15	16		4
19	20	21	22	23		4
26	27	28				3
						18

MARCH 2018						
Mon	Tue	Wed	Thu	Fri		Total
			1	2		2
5	6	7	8	9		4
12	13	14	15	16		5
19	20	21	22	23		5
26	27	28	29	30		4
						20

APRIL 2018						
Mon	Tue	Wed	Thu	Fri		Total
2	3	4	5	6		
9	10	11	12	13		5
16	17	18	19	20		5
23	24	25	26	27		5
30						1
						16

MAY 2018						
Mon	Tue	Wed	Thu	Fri		Total
	1	2	3	4		4
7	8	9	10	11		5
14	15	16	17	18		5
21	22	23	24	25		5
28	29	30	31			
						19

JUNE 2018						
Mon	Tue	Wed	Thu	Fri		Total
				1		
4	5	6	7	8		
11	12	13	14	15		
18	19	20	21	22		
25	26	27	28	29		

JULY 2018						
Mon	Tue	Wed	Thu	Fri		Total
2	3	4	5	6		
9	10	11	12	13		
16	17	18	19	20		
23	24	25	26	27		
30	31					

Pupil attendance begins.... August 16, 2017
Report Card Day..... May 25, 2018
School Closes.....June 4, 2018
Pupil Attendance Days..... 174
Approved P/T Conference Day.....2
Approved Institute Days—Aug 14-15, Oct 6, Jan 8 .....4
Emergency Days.....5
May 29,30,31 June 1,4, 2018
<b>TOTAL.....185</b>

LEGAL PUBLIC SCHOOL HOLIDAYS	
Labor Day	9/4/17
Columbus Day	10/9/17
Thanksgiving	11/23/17
Christmas Day	12/25/17
New Year's Day	1/1/18
Martin Luther King's Day	1/15/18
Presidents' Day	2/19/18
Casmir Pulaski Day	3/5/18
Memorial Day	5/28/18

CALENDAR LEGEND	
Legal School Holidays	
Institutes	
Not in Attendance	
School year opens	(
School year closes	)
Professional Development / early dismissal - 2:05 dismissal	
Parent/Teacher Conferences	

School Calendar  
2017-2018

August 14	Registration (9am to 7pm)	January 8	Institute Day – No School
August 15	Registration (8am to 1pm)	January 9	School Resumes
August 16	No School - Institute Day	January 15	No School - Martin Luther King Day
August 16-18	First Day of School (2:05 Dismissal)	January 17	2:05 Dismissal
September 4	2:05 Dismissal	February 7	2:05 Dismissal
September 6	No School - Labor Day	February 15	Parent/Teacher Conferences (4pm to 8pm)
September 20	2:05 Dismissal	February 16	No School-Parent/Teacher Conferences (8am to Noon)
October 4	2:05 Dismissal	February 19	No School-Presidents' Day
October 6	Institute Day – No School	February 21	2:05 Dismissal
October 9	No School - Columbus Day	March 5	C Pulaski Day No School
October 13	End of First Nine Weeks	March 7	2:05 Dismissal
October 18	2:05 Dismissal	March 16	End of Third Nine Weeks
October 19	Parent/Teacher Conferences (4 pm to 8 pm)	March 21	2:05 Dismissal
October 20	pass out report cards	March 29	2:05 Dismissal
November 1	No School - Parent/Teacher Conferences (8am to Noon)	March 30-April 8	Spring break
November 15	2:05 Dismissal	April 18	2:05 Dismissal
Nov 22-Nov 24	No School - Thanksgiving Break	May 2	2:05 Dismissal
December 6	2:05 Dismissal	May 16	2:05 Dismissal
December 20	2:05 Dismissal	May 25	Report card day - 2:05 dismissal
December 21	End of 2 <sup>nd</sup> Nine Weeks-End of 1 <sup>st</sup> Semester(2:05 dismiss)	Emergency days	May 29,30,31 June 1,4
Dec 22-Jan 7	Winter Break		

**Student Attendance Days**

**August Student Attendance Days—12**

**September Student Attendance Days—20**

**October Student Attendance Days—19**

**November Student Attendance Days—19**

**December Student Attendance Days—15**

**January Student Attendance Days—16**

**February Attendance Days—18**

**March Student Attendance Days—20**

**April Student Attendance Days—16**

**May Student Attendance Days—19**

**Summary**

<b>Student Attendance Days</b>	<b>174</b>
<b>Emergency Days</b>	<b>5</b>
<b>Approved Institutes</b>	<b>4</b>
<b>Approved P/T Conferences</b>	<b>2</b>
<b>Total</b>	<b>185</b>

## Recommendation to Approve School Calendar for 2017-2018

As superintendent, I recommend to approve the school calendar for 2017-2018.

### Rationale

- A great deal of time was placed in analyzing and coming up with the school calendar proposal for the 2017-2018 year. A calendar committee was formed, a survey was released for community input, as well as staff being able to participate in the survey. The results were very interesting as we explored some new calendar options. However, with the uncertainty with the Preschool program and to maintain effort in coordinating with our surrounding districts and services provided, the recommendation is to adopt a reciprocal calendar to this past school year. More time will be spent analyzing the possibility of moving toward a more balanced calendar in the future. This is a topic of discussion with other districts in the Illinois Valley area as more and more buildings are being air conditioned.

### District Goal

Demonstrate increased academic achievement for all students

Improve communications among all stakeholders in the District and Communities.

3/16/17

**PUTNAM COUNTY HIGH SCHOOL CONCERT BAND AND CHOIR, GRANVILLE, IL  
TRIP TO ST. LOUIS – June 15 – 17, 2018  
TRIP #18-07045**

Friday, June 15, 2018

6:00 AM: One motorcoach arrives at Putnam County High School for loading.

NOTE: In keeping with Educational Tours, Inc.'s commitment to safety and security, we prepare each itinerary in accordance with the DOT rules and regulations, giving drivers a minimum of 9 hours off each night and a maximum of 15 hours on duty during any 24-hour period. *We reserve the right to revise the itinerary due to unforeseen circumstances such as traffic, road closures, site closures, weather, etc. Your Tour Manager will consult with the Group Leader and drivers on any changes.*

7:00 AM: Depart from Putnam County High School on a first class, air-conditioned, DVD equipped MOTORCOACH. *(4 hours have been allotted for the drive including rest stop enroute)*

**In the event of a delay, please call your tour manager with your estimated arrival time.**

11:00 AM: Arrive in St. Louis, MO; meet your TOUR MANAGER at **The Loop** – Home to 120 one-of-a-kind stores and boutiques, as well as more than 40 ethnic and American restaurants.

Lunch on your own

Explore the **St. Louis Walk of Fame** – Stars honoring famous St. Louisans plus plaques listing their achievements make this unique walk enjoyable, educational, and inspiring.

1:00 PM: Depart for the museum

1:30 PM: Arrive at the CITY MUSEUM – Housed in the 600,000 square-foot former International Shoe Company, the museum is an eclectic mixture of playground, funhouse, and architectural marvel made out of unique, found objects. The museum's main attraction is MonstroCity, an adult-sized jungle gym where participants can explore up to three stories of indoor and outdoor sculpture. *(tennis shoes are recommended)*

4:30 PM: Depart for dinner

5:00 PM: Arrive for DINNER at HARD ROCK CAFÉ

6:30 PM: Depart for the hotel

7:00 PM: Arrive at the HOTEL, check-in and enjoy the amenities

PRIVATE NIGHT TIME HOTEL SECURITY

Saturday, June 16, 2018

9:00 AM: BREAKFAST at the hotel

10:00 AM: Depart for Six Flags

*Information regarding optional Travel Protection is available from your Group Leader.*

3/16/17

10:30 AM: Arrive at SIX FLAGS ST. LOUIS – This Park offers the very latest technologically advanced thrill rides, all-star entertainment, and shows. (*subject to 2018 park schedule*)

PERFORMANCE OPPORTUNITY for the Concert Band (weather permitting)

PERFORMANCE OPPORTUNITY for the Choir (weather permitting)

Lunch on your own

MEAL COUPON PROVIDED for dinner

10:00 PM: At park closing, depart for the hotel

PRIVATE NIGHT TIME HOTEL SECURITY

Sunday, June 17, 2018

7:30 AM: BREAKFAST at the hotel and check-out

8:30 AM: Depart for the arch

9:00 AM: Arrive at the **St. Louis Gateway Arch**– The stainless steel structure rises 630 feet and spans 630 feet at ground level.

Experience a unique TRAM RIDE to the top of the Arch, your journey begins 50 feet underground and ends at the top of the Arch.

PERFORMANCE OPPORTUNITY for the Concert Band (weather permitting)

PERFORMANCE OPPORTUNITY for the Choir (weather permitting)

**Please note that performances at the St. Louis Gateway Arch are currently suspended while the area completes multi-year renovations. It is our hope that the performance program will resume once they finish in 2017 but when, where and if they will be allowed is not guaranteed. Please also note if there any fees to perform would it would be an additional cost in the future**

12:30 PM: Depart for the mall

1:00 PM: Arrive at **St. Louis Galleria Mall** – Stores, restaurants and a world-class collection of art, the Galleria is a premier St. Louis shopping center.

Lunch on your own

2:30 PM: Depart for home. (*4.5 hours have been allotted for the drive plus one hour for rest stop/dinner on your own enroute*)

**In the event of a delay, please call our 24-hour (1-800-654-4560 then “0”) service to let us know your Information regarding optional Travel Protection is available from your Group Leader.**

3/16/17

**approximate arrival time.**

8:00 PM: Arrive at Putnam County High School

**IN CASE OF EMERGENCY OR TO LEAVE A MESSAGE, PLEASE CALL 1-800-654-4560. PLEASE LEAVE ALL PERTINENT INFORMATION INCLUDING NAMES AND PHONE NUMBERS**

*Information regarding optional Travel Protection is available from your Group Leader.*

3/16/17

**TRIP FEATURES**  
**PUTNAM COUNTY HIGH SCHOOL CONCERT BAND AND CHOIR, GRANVILLE, IL**  
**TRIP TO ST. LOUIS – June 15 – 17, 2018**  
**TRIP #18-07045**

**THE TOUR INCLUDES:**

- \* Round trip transportation aboard a first class air-conditioned, DVD equipped motorcoach
- \* First-class accommodations for two nights in the St. Louis area
- \* Two breakfasts, one dinner and one meal coupon
- \* City Museum
- \* Six Flags St Louis
- \* St. Louis Gateway Arch
- \* Private nighttime hotel security
- \* Group Travel Videos Package for each student and director(s)
- \* All trip planning and arrangements
- \* Member of the Student Youth Travel Association
- \* \$4,000,000 Liability Insurance / SYTA Consumer Protection Plan Coverage
- \* Optional travel protection is available and follows Educational Tours, Inc's cancellation policy.
- \* Services of our company tour manager for your entire stay in the St Louis area
- \* All gratuities and fuel surcharges included
- \* Based on tariffs in 11/14/16 and subject to availability at time of booking
- \* Health and accident insurance coverage, including medical evacuation, up to \$2,500 per person included for all participants
- \* 1-800-654-4560 Emergency phone service, answered 24 hours, provided for your peace of mind, while the trip is in progress

*Information regarding optional Travel Protection is available from your Group Leader.*

## Recommendation to Approve Proposed Music Trip

As superintendent, I recommend to approve the proposed music trip as provided by Natalie Hulstrom.

### Rationale

- The proposed music trip to St. Louis will provide our students with a tremendous opportunity to represent our school district while being exposed to some cultural items they may not otherwise be possible. The trip does not involve and school funds as the students will be responsible for working on fundraiser plus assistance from the music boosters. The outlined agenda provides some great learning opportunities. Also, these trips continue to generate an interest in the performing arts and students look forward to applying and demonstrating the skills they are learning in both band and chorus.

### District Goal

Demonstrate increased academic achievement for all students



Carlson, Carl <carlsonc@pcschoools535.org>

### Apptegy follow up and pricing info

1 message

Mark Lienhart <mark.lienhart@apptegy.com>  
To: Carl Carlson <carlsonc@pcschoools535.org>

Wed, Mar 1, 2017 at 10:55 AM

Hey Carl,

I enjoyed connecting with the team just now. Here's the pricing table we discussed based on 1000 students and staff. I'm looking forward to connecting next week. Let me know if you or others have any questions.

	1 year	3 year (30% discount on dev)	5 year (60% discount on dev)
App Development - (one time)	\$9,000	\$6,300	\$3,600
Thrillshare/Thrillshare Mobile	\$6,000	\$18,000	\$30,000
Text/Voice/Email/Push Notifications/Alerts	Free	Free	Free
Website Design and hosting	Free	Free	Free
Training and support	Free	Free	Free
<b>Totals</b>	<b>\$15,000</b>	<b>\$24,300</b>	<b>\$33,600</b>

Best,  
Mark



Mark Lienhart

Sales Representative

501-944-0599

## Recommendation to Approve One Year Contract for Website Redesign

As superintendent, I recommend to approve the one year contract with Apptegy for website design for 2017-2018

### Rationale

- Again, an extensive amount of time and research went into the steps needed to redesign our school website. About six years ago, the district underwent the huge endeavor to redesign a cutting edge website. Since that time, numerous ADA compliance items have come into play. Several other groups have joined the competition. The reliance on desktop formats has declined significantly with the advance of mobile applications. The administrative team agrees that Apptegy is the best fit for our district moving forward in our goals to update our mobile accessibility. I can provide more details at the board meeting but this company will give us the ability to update not only the website but to also push notifications through the developed application while syncing both interfaces at the same time. This will allow multiple social media streams to also be included. The recommendation will be to go on a year to year contract to allow for any potential flexibility that might be needed later on.

### District Goal

Demonstrate increased academic achievement for all students

Improve communications among all stakeholders in the District and Communities.

PUTNAM COUNTY CUSD #535  
BOARD OF EDUCATION EXECUTIVE SESSION AGENDA  
March 20, 2017  
6:30 p.m.

- I. Non-reemployment resolution
  - A. Katelyn Code – 1<sup>st</sup> grade teacher
  
- II. Honorable dismissal resolution
  - A. Mary Collie – aide at primary school
  
- III. Rehires (please refer to BoardBook for listings)
  
- IV. Resignations:
  - A. Janet Lund, Special Education Director
  
  - B. Ashlie Schlatweiler, JH and elementary music teacher
  
  - C. Connie Hartman – elementary special education teacher
  
- V. Retirement awards:
  - A. Dianne Alleman - 2020-2021 school year
  
  - B. Anita Ladage - 2020-2021 school year
  
- VI. Superintendent contract

March 8, 2017

Dear Mr. Carl Carlson and Putnam County Board of Education:

I am writing this letter to inform you that I will be resigning my position as Special Education Director at Putnam County Schools.

I would like to thank you for allowing me the opportunity to work for Putnam County Schools over the past four years. During my time, I have worked with a great team of individuals and acquired many skills which I feel will serve me well in my future endeavors.

Please accept this letter as my resignation effective the end of the 2016-17 school year.

Sincerely,

A handwritten signature in cursive script that reads "Janet M. Lund".

Janet M Lund



Balestri, Courtney <balestria@pcschools535.org>

---

## Resignation

1 message

---

**Schlatweiler, Ashlie** <schlatweilera@pcschools535.org>

Wed, Mar 15, 2017 at 8:25 AM

To: Mike Olson <olsonm@pcschools535.org>, "Balestri, Courtney" <balestria@pcschools535.org>

Cc: Janice Hoffman <hoffmanj@pcschools535.org>

15 March 2017

Ashlie Schlatweiler

2607 W. Barker Ave.

West Peoria, IL 61604

Courtney Balestri, Principal

Mike Olson, Principal

Putnam County CUSD #535

400 E. Silverspoon Ave.

P.O. Box 607

Granville, IL 61326

Mrs. Balestri and Mr. Olson,

I write to you this morning to officially confirm my resignation at the end of the contract year of 2017. After two years at Putnam County Elementary and Junior High Schools, I leave to pursue private vocal and instrumental instruction, general music classes, and work as a road representative in various school districts for Kidder Music Company in Peoria, IL.

I look forward to hearing about the future of Putnam County School District's general, instrumental, and choral programs as they develop and grow. I appreciate and value the lessons I learned under your tutelage. Thank you for the opportunities, the mentorship, and the support during these two years. Please let me know how I can be of assistance during this transition process.

Sincerely,

Ashlie Schlatweiler

Connie Jo Hartman  
309 East Harrison St.  
Granville, IL 61326  
(815)830-3175  
[hartmancj@hotmail.com](mailto:hartmancj@hotmail.com)

March 9, 2017

Dear Mr. Carlson, Mrs. Balestri, and Putnam County Board of Education,

I am writing to inform you that I am resigning from my position as Special Education Teacher for Putnam County Elementary School at the end of the school year. I have decided to work for my husband and our family business, RC Hartman Construction. I am excited to build our company and continue to play a part in our community. I have truly enjoyed my 15 years of teaching here in Putnam County. I took pride in my many leadership positions; such as, EPIC Chair, Rising Star, Rtl Coach, and mentor. Putnam County has played a very important role in my life and it seems unreal that I will not be part of it very soon.

I took pleasure in every moment that I spent in the Putnam County School District and will miss my students and coworkers very much. I have formed many bonds with students and their families over the past 15 years, and I am grateful for those memories.

I wish you, and Putnam County Schools continued growth and success in the future. Your mentoring support has encouraged me, and I hope we continue our relationship as I move forward in our family business. Please give me the opportunity to be an instrumental part in finding the right people for my many positions. I am eager to train my replacements. I will take all possible measures to make the transition smooth. I hope to continue to play a part in our community schools by supporting my two children as they grow as students.

Thank you for giving me a chance to work at Putnam County Community School District. The experience I have gained here is something I will cherish forever. Putnam County School District will always hold a special place in my heart.

Sincerely,

Connie Jo Hartman

Dianne E. Alleman  
13600 N 1100<sup>th</sup> Ave  
Granville, Illinois 61326  
(815) 303-2869

February 28, 2017

Mr. Carl Carlson and the Board of Education  
Putnam County Unit School District 535  
402 East Silverspoon Avenue  
Granville, Illinois 61326

Dear Mr. Carlson and the Board of Education,

This letter is to inform you that – effective at the end of the 2020-2021 school year – I intend to retire at age 60, with 24 years of service to Putnam County School District.

With four years' notice of my retirement, I would also like to participate in four years of the Early Retirement Incentive as outlined in 6.4 of the 2016-2018 Collective Bargaining Agreement between Putnam County Education Association and the Board of Education. I will provide a completed and signed copy of the Retirement Award Agreement as written in Appendix B of said Collective Bargaining Agreement when needed by the District Office.

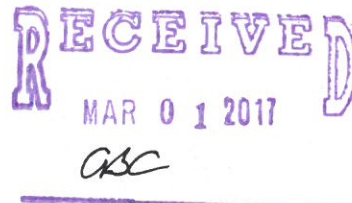
Thank you for the opportunity to teach over two decades of Putnam County children. I truly cherish every year of my teaching career, and Putnam County School District – where I have spent most my years teaching – is particularly dear to me. My own children have enjoyed their educations in the Putnam County School District, which has always felt like extended family to us. Similarly, I felt like an extension of family to each of the children I taught here in Putnam County.

Please contact me if I can be of any help through the retirement process.

Sincerely,



Dianne E. Alleman



Anita Ladage  
1008 E. Market St.  
Hennepin, Illinois 61327  
(815)878-8750  
February 28, 2017

Mr. Carl Carlson and the Board of Education  
Putnam County Unit School District 535  
402 East Silverspoon Avenue  
Granville, Illinois 61326

Dear Mr. Carlson and the Board of Education,

This letter is to inform you of my intent to retire at the close of the 2020-2021 school year. At this time, I will be 64 and will have taught in Putnam County District 535 for 20 years.

Since I am giving notice of my retirement four years in advance, I am electing to participate in four years of the Early Retirement Incentive as outlined in 6.4 of the 2016-2018 Collective Bargaining Agreement between Putnam County Education Association and the Board of Education. I will provide a completed and signed copy of the Retirement Award Agreement as written in Appendix B of said Collective Bargaining Agreement when needed by the District Office.

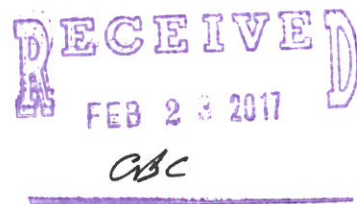
I have enjoyed spending a large portion of my teaching career in the Putnam County School District. Both of my children attended Putnam County School District 535 for the entirety of their K-12 school years and were very happy here. The next four years will just be a plus!

Please contact me if I can be of any help through the retirement process.

Sincerely,



Anita Ladage



## Recommendation to approve resignation and non-renewal

As superintendent, I recommend to approve the personnel recommendations as listed below:

### Resignations

- Connie Hartman – Elementary Special Education
- Janet Lund – Special Education Director
- Ashlie Schlatweiler – Elementary/Junior High Music Teacher

### Rationale

- Connie has decided to go to work full time with their family business due to its success and growth.
- Janet has decided to resign her position with the district.
- Ashlie has decided to resign her position and work with music in a different capacity as outlined in her letter of resignation.

## Recommendation for Non-Renewal of Non-Tenured Personnel

- Katelyn Code – 1<sup>st</sup> Grade Teacher

### Rationale

- Based on administrative evaluation for performance, the recommendation is being made to not renew employment of this non-tenured teacher.

## District Goal

Demonstrate increased academic achievement for all students

## Recommend Approval of Resolution Authorizing the Honorable Dismissal of a full time Educational Support Personnel (ESP) employee

As Superintendent, I recommend approval of the resolution to authorize the Honorable Dismissal a Full-Time Educational Support Personnel (ESP) employee

### Rationale

- Mary Collie was the most recent hire to the Putnam County School District as an Educational Support Personnel (ESP) employee. Her duties this school began at the high school as a program aid. However, due to changes in student placement and the development of student needs in the Primary School, Ms. Collie was transferred by school administration to take on duties associated with a particular student in the primary. Currently, that student has been placed in an alternate program outside the district. There are no other full-time student needs. Therefore, without full-time service needs, the recommendation is to approve the resolution to authorize the honorable dismissal of a full-time ESP employee. To be know, the employee would be entitled to recall rights should full-time employment needs arise as outlined per the P.C.E.A Collective Bargaining Agreement Section 8.6.

### District Goal

Demonstrate increased academic achievement for all students  
Maintain strong fiscal responsibility in the PC School District

## Recommendation to Approve Letters of Intent to Retire

As superintendent, I recommend to approve the submitted Letters of Intent to Retire:

### Letters of Intent to Retire at the end of the 2020-2021 School Year

- Anita Ladage – 2<sup>nd</sup> Grade Teacher conclusion of 2021 school year
- Diane Alleman – Kindergarten Teacher

### Rationale

- Per P.C.E.A. 2016-2018 Collective Bargaining Agreement Section 6.4, the two teachers listed above meet the requirements outlined to receive the retirement incentive agreement. Both teachers submitted letters of intent on or before March 1, 2017 as required for consideration in the four year incentive.

### District Goal

Demonstrate increased academic achievement for all students