

PUTNAM COUNTY CUSD #535
BOARD OF EDUCATION MEETING AGENDA
PUTNAM COUNTY PRIMARY SCHOOL - MEDIA CENTER
June 17, 2013
6:30 PM

“WHERE ALL STUDENTS WILL LEARN AND SUCCEED AND ALL MEANS **ALL**”

DISTRICT GOALS:

Demonstrate increased academic achievement for all students.

Improve communications among all stakeholders in the Putnam County School District and communities.

Maintain strong fiscal responsibility in the Putnam County School District.

- I. CALL TO ORDER
- II. PLEDGE OF ALLEGIANCE
- III. ROLL CALL
- IV. ADJUSTMENTS TO THE AGENDA
- V. AUDIENCE PARTICIPATION/HEARING OF DELEGATIONS
 - A. Mr. Heiser and FFA Members
- VI. CORRESPONDENCE
- VII. CONSENT AGENDA
 - A. Approve May 20, 2013 Regular and Executive Session Minutes. 3
 - B. Approve District Bills 7
 - C. Approve Financial Reports 22
 - D. Approve Treasurer's Report 87
 - E. Destroy Executive Session Verbatim Recordings of December , 2011
- VIII. REPORTS, UPDATES AND INFORMATIONAL ITEMS
 - A. Principals' Reports 90
 - B. Superintendent's Report
 - 1. Transportation Report (Action) 103
 - 2. Investment Report 104
 - 3. State Funding Update 105
 - 4. Mandatory Board Training
 - C. Committee Reports
 - 1. Policy Committee
 - 2. Negotiations Committee

- 3. Finance Committee
- 4. Building/Grounds Committee
- 5. Personnel Committee

IX. OLD BUSINESS

X. NEW BUSINESS

A. REVIEW WELLNESS POLICY (Action) 106

B. LIABILITY INSURANCE RENEWAL (Action) 118

XI. EXECUTIVE SESSION FOR THE APPOINTMENT, EMPLOYMENT, COMPENSATION, DISCIPLINE, PERFORMANCE OR DISMISSAL SPECIFIC EMPLOYEES OF THE DISTRICT AND SIX MONTH REVIEW OF CLOSED SESSION MINUTES 120

XII. ACTION ITEMS FOLLOWING EXECUTIVE SESSION

A. Resignations (Action)

B. Hirings (Action)

C. Approve Opening of Executive Session Minutes December 17, 2012; January 22, 2013; February 19, 2013; March 18, 2013; April 22, 2013. (Action)

XIII. ADJOURNMENT

Putnam County Community Unit School District #535
400 E Silverspoon Ave
Granville, Illinois 61326

Board of Education
Regular Meeting
6:30 p.m., May 20, 2013
Media Center Putnam County Primary School

President Vicky Nauman called the meeting to order at 6:40 p.m.

The meeting continued with the Pledge of Allegiance.

PLEDGE

The following members were present to answer roll call: Mr. Copeland, Mrs. Gilbert, Ms. Glenn, and Mrs. Nauman. Mr. Gibson, Mrs. Popurella, and Mrs. Shore were absent.

ROLL CALL

Retiring teachers, Terry Warren, Marie Taylor and Ed Schmidt, were honored for their years of service in the district. Each teacher was given a crystal apple.

DELEGATIONS

Thank you notes from the families of Philip Edgerley and Mildred Steffans for the sympathy plants.

CORRESPONDENCE

Mrs. Gilbert moved and Ms. Glenn seconded the motion to approve the Consent Agenda - Regular and Executive session minutes of April 22, 2013, minutes from the April 29, 2013 Organizational meeting; Treasurer's Report for month of April, Financial Reports for month of April, bills for month of May; approve the 2013/2014 IESA membership; approve 2013/2014 IHSA membership and destroy Executive Session Verbatim Recordings of November 21, 2011. On roll call the members voted as follows: Mrs. Gilbert, aye; Ms. Glenn, aye; Mrs. Nauman, aye; and Mr. Copeland, aye. Motion carried.

CONSENT AGENDA

Principals' reports are in BoardBook.

PRINCIPALS' REPORTS

Mr. Olson – next year's fourth grade is increasing. There are going to be at least 52 fourth graders for next school year. Mr. Olson would like to add a fourth grade teacher.

Superintendent McCracken gave his monthly report.

SUPERINTENDENT REPORT

State Funding Update: Total Owed by State - \$275,593.

On 5/9/2013, the CD in the amount of \$710,946.16 was awarded to First State Bank in McNabb. It has a twelve month term, and the rate is 0.48%.

The State of Illinois has made excellent progress in paying owed amounts to school districts since our last Board of Education meeting. As of May 15, the only outstanding amount owed to our district from the State of Illinois is \$2,786.16 in Drivers' Education. There will be a board training workshop on June 8 conducted by the LaSalle ROE and Zukowski Law Office.

Representatives from Johannes and IL Central Bus were at the meeting to answer any questions the Board had concerning the bussing bids.

Mr. Copeland moved and Ms. Glenn seconded the motion to approve the PRESS Plus March 2013, Issue 81, policy changes and updates. On roll call the members voted as follows: Mr. Copeland, aye; Mrs. Gilbert, aye; Ms. Glenn, aye; and Mrs. Nauman, aye. Motion carried.

PRESS PLUS POLICY CHANGES AND UPDATES

PUTNAM COUNTY BOARD OF EDUCATION

May 20, 2013

Page 2

Mr. Copeland moved and Mrs. Gilbert seconded the motion to accept Wyanet Carpet's bid for flooring (lowest bid) at the elementary building. On roll call the members voted as follows: Mr. Copeland, aye; Mrs. Gilbert, aye; Ms. Glenn, aye; and Mrs. Nauman, aye. Motion carried.

FLOORING BID

Mrs. Gilbert moved and Mrs. Nauman seconded the motion to accept Valor's bid for asbestos abatement at the elementary building. On roll call the members voted as follows: Mrs. Gilbert, aye; Ms. Glenn, aye; Mrs. Nauman, aye; and Mr. Copeland, aye. Motion carried.

ASBESTOS
ABATEMENT BID

Ms. Glenn moved and Mrs. Gilbert seconded the motion to approve Student Handbooks for all the buildings. High school has added 24 hours of community service for four years with a minimum of six hours per year. On roll call the members voted as follows: Ms. Glenn, aye; Mrs. Nauman, aye; Mr. Copeland, aye and Mrs. Gilbert, aye. Motion carried.

STUDENT
HANDBOOKS

Mr. Copeland moved and Mrs. Gilbert seconded the motion to add the position and hire a Special Ed Director. On roll call the members voted as follows: Mr. Copeland, aye; Mrs. Gilbert, aye; Ms. Glenn, aye; and Mrs. Nauman, aye. Motion carried.

SPECIAL ED
DIRECTOR
POSITION

Mrs. Gilbert moved and Ms. Glenn seconded the motion to lease an Activity Bus (white bus) for \$6530 per year for three years. On roll call the members voted as follows: Mrs. Gilbert, aye; Ms. Glenn, aye; Mrs. Nauman, aye; and Mr. Copeland, aye. Motion carried.

At 7:40 p.m. Ms. Glenn moved and Mr. Copeland seconded the motion to adjourn to executive session to discuss the appointment, employment, compensation, discipline, performance, or dismissal of specific employee of the district. On roll call the members voted as follows: Ms. Glenn, aye; Mrs. Nauman, aye; Mr. Copeland, aye and Mrs. Gilbert, aye. Motion carried.

EXECUTIVE
SESSION

At 8:05 p.m. Mr. Copeland moved and Mrs. Nauman seconded the motion to return to open session. On roll call the members voted as follows: Mr. Copeland, aye; Mrs. Gilbert, aye; Ms. Glenn, aye; and Mrs. Nauman, aye. Motion carried.

Ms. Glenn moved and Mrs. Gilbert seconded the motion to accept with regret the resignations of Kristin Wroblewski, Special Ed Teacher; Heather Ballard, Junior Class Sponsor; and Kati O'Keefe, JH Cheerleading coach. On roll call the members voted as follows: Ms. Glenn, aye; Mrs. Nauman, aye; Mr. Copeland, aye and Mrs. Gilbert, aye. Motion carried.

PERSONNEL

Ms. Glenn moved and Mr. Copeland seconded the motion to hire summer maintenance workers; Trey Schorn, Anthony Ahlers, Kayla Harris, Jared Sale, Chris Walker, James Barnett, Alaina Sunken, Jessie Haar, Mike Weide, Ciera Kellter, Brad Passini, and Josh Tonozzi. On roll call the members voted as follows: Ms. Glenn, aye; Mrs. Nauman, aye; Mr. Copeland, aye and Mrs. Gilbert, aye. Motion carried.

PUTNAM COUNTY BOARD OF EDUCATION

May 20, 2013

Page 3

Mr. Copeland moved and Mrs. Gilbert seconded the motion to give 3.5% raises to the non-union personnel. On roll call the members voted as follows: Mr. Copeland, aye; Mrs. Gilbert, aye; Ms. Glenn, aye; and Mrs. Nauman, aye. Motion carried.

At 8:15 p.m. Ms. Glenn moved and Mrs. Gilbert seconded the motion to adjourn. All ayes, motion carried.

ADJOURN

Respectfully submitted.

Pamela Ellena, Board Secretary

| | |
|-----------------|-------|
| APPROVED _____ | _____ |
| BOARD PRESIDENT | DATE |
| _____ | _____ |
| BOARD SECRETARY | DATE |

Bills Payable List

Printed: 6/13/2013 1:35 PM
 PUTNAM COUNTY CUSD #535

| Vendor Name | P.O. Number | Description | Batch # | Amount | State Account Number |
|-----------------------------------|-------------|---------------------------|---------|-------------|----------------------|
| 3 D CONTRACTING INC | | | | | |
| | | PRIMARY BLDG CAP OUT | 612 | 8,494.17 | 20-2542-540-5 |
| | | H S- GROUNDS CAP OUTLAY | 612 | 1,075.83 | 20-2543-540-2 |
| | | | | \$9,570.00 | |
| ALLEMAN, DIANNE | | | | | |
| | | COMMON CORE | 612 | 165.89 | 10-2210-319-1 |
| | | | | \$165.89 | |
| ALLIED WASTE SERVICES #366 | | | | | |
| | | ALL SCHOOL SERVICES | 612 | 529.86 | 20-2542-321-1 |
| | | | | \$529.86 | |
| AMAZON | | | | | |
| | | PCEF KINDLE GRANT | 612 | 563.72 | 10-1110-540-1 |
| | | | | \$563.72 | |
| AMEREN ENERGY MARKETING | | | | | |
| | | H S- ELECTRIC SERVICE | 612 | 4,620.07 | 20-2542-466-2 |
| | | JR HI-ELECTRICAL SERVICE | 612 | 2,028.28 | 20-2542-466-3 |
| | | ELEMENTARY-ELECTRIC SERVI | 612 | 1,006.26 | 20-2542-466-4 |
| | | PRIMARY-ELECTRIC SERVIC | 612 | 2,798.59 | 20-2542-466-5 |
| | | | | \$10,453.20 | |
| AMEREN ILLINOIS | | | | | |
| | | H S- ELECTRIC SERVICE | 612 | 56.78 | 20-2542-466-2 |
| | | PRIMARY NATURAL GAS | 612 | 705.82 | 20-2542-465-5 |
| | | PRIMARY-ELECTRIC SERVIC | 612 | 1,426.31 | 20-2542-466-5 |
| | | H S-NATURAL GAS SERVICE | 612 | 1,014.61 | 20-2542-465-2 |
| | | ELEMENTARY-NATURAL GAS | 612 | 583.70 | 20-2542-465-4 |
| | | JR HI-NATURAL GAS | 612 | 761.59 | 20-2542-465-3 |
| | | | | \$4,548.81 | |
| AMSAN LLC | | | | | |
| | | HIGH SCHOOL-BLDG SUPPLIE | 612 | 548.30 | 20-2542-410-2 |
| | | | | \$548.30 | |
| ANDERSON'S | | | | | |
| 28400 | | MUSIC AWARDS | 612 | 134.01 | 10-1115-487-1 |
| | | | | \$134.01 | |
| APPLE INC | | | | | |
| 28373 | | HS-SUPPLIES | 612 | 1,995.00 | 10-1113-410-2 |
| | | | | \$1,995.00 | |
| ARAMARK | | | | | |
| | | ALL SCHOOL SERVICES | 612 | 655.96 | 20-2542-321-1 |
| | | ALL SCHOOL SERVICES | 612 | 203.66 | 20-2542-321-1 |
| | | ALL SCHOOL SERVICES | 612 | 132.72 | 20-2542-321-1 |
| | | ALL SCHOOL SERVICES | 612 | 431.16 | 20-2542-321-1 |
| | | ALL SCHOOL SERVICES | 612 | 505.56 | 20-2542-321-1 |
| | | | | \$1,929.06 | |
| BAELE, BRANDY | | | | | |
| | | SW-TRAVEL | 612 | 42.77 | 10-2110-332-1 |
| | | | | \$42.77 | |

Bills Payable List

Printed: 6/13/2013 1:35 PM
 PUTNAM COUNTY CUSD #535

| Vendor Name | P.O. Number | Description | Batch # | Amount | State Account Number |
|-------------------------------|-------------|----------------|---------|----------|----------------------|
| BLUE CROSS BLUE SHIELD | | | | | |
| | | HLTH CRT S | 98 | 821.37 | 10-481 |
| | | HLTH CRT S | 98 | 0.44 | 40-481 |
| | | HLTH BP CRT S | 98 | 7,392.97 | 10-481 |
| | | HLTH BP CRT S | 98 | 3.94 | 40-481 |
| | | HLTH BP ADM S | 98 | 265.12 | 10-481 |
| | | HLTH NC F | 98 | 349.55 | 10-481 |
| | | HLTH BP NC F | 98 | 446.94 | 10-481 |
| | | HLTH NC S | 98 | 79.53 | 10-481 |
| | | HLTH NC S | 98 | 79.53 | 20-481 |
| | | HLTH BP NC S | 98 | 715.83 | 10-481 |
| | | HLTH BP NC S | 98 | 715.83 | 20-481 |
| | | HLTH BP EMP+C | 98 | 321.94 | 10-481 |
| | | HLTH BP EMP+C | 98 | 321.94 | 20-481 |
| | | HLTH E + C | 98 | 1,213.87 | 10-481 |
| | | HLTH BP E + C | 98 | 2,253.58 | 10-481 |
| | | HLTH E + C | 98 | 173.41 | 10-481 |
| | | HLTH E + C | 98 | 173.41 | 20-481 |
| | | HLTH ADM BP F | 98 | 2,389.47 | 10-481 |
| | | HLTH ADMIN E+S | 98 | 521.24 | 10-481 |
| | | HLTH ADMIN E+S | 98 | 45.02 | 40-481 |
| | | HLTH CRT S | 98 | 821.81 | 10-481 |
| | | HLTH BP CRT S | 98 | 7,396.91 | 10-481 |
| | | HLTH CRT F | 98 | 3,495.50 | 10-481 |
| | | HLTH BP CRT F | 98 | 4,469.40 | 10-481 |
| | | HLTH CRT E + S | 98 | 1,215.90 | 10-481 |
| | | HLTH BP CRTE+S | 98 | 2,181.66 | 10-481 |
| | | HLTH NC E+S | 98 | 202.65 | 10-481 |
| | | HLTH BP NC E+S | 98 | 363.61 | 10-481 |
| | | HLTH BP ADM S | 98 | 265.12 | 10-481 |
| | | HLTH NC F | 98 | 349.55 | 10-481 |
| | | HLTH BP NC F | 98 | 446.94 | 10-481 |
| | | HLTH NC S | 98 | 79.53 | 10-481 |
| | | HLTH NC S | 98 | 79.53 | 20-481 |
| | | HLTH BP NC S | 98 | 715.83 | 10-481 |
| | | HLTH BP NC S | 98 | 715.83 | 20-481 |
| | | HLTH BP EMP+C | 98 | 321.94 | 10-481 |
| | | HLTH BP EMP+C | 98 | 321.94 | 20-481 |
| | | HLTH E + C | 98 | 1,213.87 | 10-481 |
| | | HLTH BP E + C | 98 | 2,253.58 | 10-481 |
| | | HLTH E + C | 98 | 173.41 | 10-481 |
| | | HLTH E + C | 98 | 173.41 | 20-481 |
| | | HLTH ADM BP F | 98 | 2,389.47 | 10-481 |
| | | HLTH ADMIN E+S | 98 | 521.24 | 10-481 |
| | | HLTH ADMIN E+S | 98 | 45.02 | 40-481 |
| | | HLTH CRT F | 98 | 4,517.64 | 10-481 |
| | | HLTH BP CRT F | 98 | 5,571.61 | 10-481 |
| | | HLTH CRT E + S | 98 | 1,215.90 | 10-481 |

Bills Payable List

Printed: 6/13/2013 1:35 PM
 PUTNAM COUNTY CUSD #535

| Vendor Name | P.O. Number | Description | Batch # | Amount | State Account Number |
|--------------------------------|-------------|-----------------------|---------|--------------------|----------------------|
| | | HLTH BP CRTE+S | 98 | 2,181.66 | 10-481 |
| | | HLTH NC E+S | 98 | 202.65 | 10-481 |
| | | HLTH BP NC E+S | 98 | 363.61 | 10-481 |
| | | | | <u>\$62,551.65</u> | |
| BOLIN, RAY | | | | | |
| | | JR HI-TRAVEL | 612 | 84.60 | 10-1112-332-3 |
| | | H S TRAVEL | 612 | 84.60 | 10-1113-332-2 |
| | | | | <u>\$169.20</u> | |
| BOTH, PATRICIA | | | | | |
| | | SW-SUPPLIES | 612 | 247.22 | 10-2110-410-1 |
| | | | | <u>\$247.22</u> | |
| BUSH, ASHLEY | | | | | |
| | | COMMON CORE | 612 | 38.50 | 10-2210-319-1 |
| | | | | <u>\$38.50</u> | |
| CARLSON, MELISSA | | | | | |
| | | STATE ATHLETIC TRAVEL | 612 | 73.32 | 10-1501-332-1 |
| | | H S TRAVEL | 612 | 105.28 | 10-1113-332-2 |
| | | H S-ATHLETIC TRAVEL | 612 | 55.93 | 10-1501-332-2 |
| | | STATE ATHLETIC TRAVEL | 612 | 158.86 | 10-1501-332-1 |
| | | | | <u>\$393.39</u> | |
| CDWG INC. | | | | | |
| | | LCD PROJECTORS | 612 | 1,653.80 | 10-1110-540-1 |
| | | | | <u>\$1,653.80</u> | |
| CIONI FORD, AL | | | | | |
| | | DRIVERS ED R/M | 612 | 40.25 | 10-1700-323-2 |
| | | | | <u>\$40.25</u> | |
| CLASSROOM DIRECT | | | | | |
| 52482 | | TITLE I 1-6 | 612 | 175.83 | 10-1250-410-36 |
| | | | | <u>\$175.83</u> | |
| COMPANION LIFE (DENTAL) | | | | | |
| | | DENTAL CERT S | 98 | 147.93 | 10-481 |
| | | DENTAL CERT S | 98 | 0.12 | 40-481 |
| | | DENTAL BP CRT S | 98 | 274.47 | 10-481 |
| | | DENTAL BP CRT S | 98 | 0.21 | 40-481 |
| | | DENTAL CRT F | 98 | 641.39 | 10-481 |
| | | DENTAL BP CRT F | 98 | 1,191.29 | 10-481 |
| | | DENTAL CERT S+ | 98 | 134.50 | 10-481 |
| | | DENT BP CRT S+ | 98 | 249.80 | 10-481 |
| | | DENT BP NC S+ 1 | 98 | 49.96 | 10-481 |
| | | DENT NC SINGLE | 98 | 7.05 | 10-481 |
| | | DENT NC SINGLE | 98 | 21.15 | 20-481 |
| | | DENT NC BP SIN | 98 | 13.08 | 10-481 |
| | | DENT NC BP SIN | 98 | 39.24 | 20-481 |
| | | DENTAL CERT S | 98 | 148.05 | 10-481 |
| | | DENTAL BP CRT S | 98 | 274.68 | 10-481 |
| | | DENTAL CRT F | 98 | 491.92 | 10-481 |
| | | DENTAL BP CRT F | 98 | 913.66 | 10-481 |

Bills Payable List

Printed: 6/13/2013 1:35 PM
 PUTNAM COUNTY CUSD #535

| Vendor Name | P.O. Number | Description | Batch # | Amount | State Account Number |
|------------------------------|-------------|-----------------|---------|-------------------|----------------------|
| | | DENTAL CERT S+ | 98 | 134.50 | 10-481 |
| | | DENT BP CRT S+ | 98 | 249.80 | 10-481 |
| | | DENT ADM BP F | 98 | 191.67 | 10-481 |
| | | DENT ADM BP S | 98 | 20.13 | 10-481 |
| | | DENT ADMIN E+S | 98 | 35.37 | 10-481 |
| | | DENT ADMIN E+S | 98 | 3.06 | 40-481 |
| | | DENT NC FAMILY | 98 | 22.36 | 10-481 |
| | | DENT NC FAMILY | 98 | 22.36 | 20-481 |
| | | DENT NC BP FAM | 98 | 41.53 | 10-481 |
| | | DENT NC BP FAM | 98 | 41.53 | 20-481 |
| | | DENT NC S+ 1 | 98 | 26.90 | 10-481 |
| | | DENT BP NC S+ 1 | 98 | 49.96 | 10-481 |
| | | DENT NC SINGLE | 98 | 7.05 | 10-481 |
| | | DENT NC SINGLE | 98 | 21.15 | 20-481 |
| | | DENT NC BP SIN | 98 | 13.08 | 10-481 |
| | | DENT NC BP SIN | 98 | 39.24 | 20-481 |
| | | DENTAL EMP PD | 98 | 20.13 | 10-481 |
| | | DENT ADM BP F | 98 | 191.67 | 10-481 |
| | | DENT ADM BP S | 98 | 20.13 | 10-481 |
| | | DENT ADMIN E+S | 98 | 35.37 | 10-481 |
| | | DENT ADMIN E+S | 98 | 3.06 | 40-481 |
| | | DENT NC FAMILY | 98 | 22.36 | 10-481 |
| | | DENT NC FAMILY | 98 | 22.36 | 20-481 |
| | | DENT NC BP FAM | 98 | 41.53 | 10-481 |
| | | DENT NC BP FAM | 98 | 41.53 | 20-481 |
| | | DENT NC S+ 1 | 98 | 26.90 | 10-481 |
| | | DENTAL EMP PD | 98 | 20.13 | 10-481 |
| | | | | <u>\$5,963.36</u> | |
| COMPANION LIFE (LIFE) | | | | | |
| | | LIFE ADM BP | 98 | 19.00 | 10-481 |
| | | LIFE SUPT BP 2 | 98 | 4.37 | 10-481 |
| | | LIFE SUPT BP 2 | 98 | 0.38 | 40-481 |
| | | LIFE CERT | 98 | 101.25 | 10-481 |
| | | LIFE CERT | 98 | 0.03 | 40-481 |
| | | LIFE EMP PD | 98 | 2.38 | 10-481 |
| | | LIFE ADM BP | 98 | 19.00 | 10-481 |
| | | LIFE SUPT BP 2 | 98 | 4.37 | 10-481 |
| | | LIFE SUPT BP 2 | 98 | 0.38 | 40-481 |
| | | LIFE CERT | 98 | 91.52 | 10-481 |
| | | LIFE CERT BP | 98 | 169.36 | 10-481 |
| | | LIFE NC | 98 | 6.66 | 10-481 |
| | | LIFE NC | 98 | 3.32 | 20-481 |
| | | LIFE NC BP | 98 | 12.38 | 10-481 |
| | | LIFE NC BP | 98 | 6.20 | 20-481 |
| | | LIFE EMP PD | 98 | 2.38 | 10-481 |
| | | LIFE CERT BP | 98 | 187.35 | 10-481 |
| | | LIFE CERT BP | 98 | 0.05 | 40-481 |
| | | LIFE NC | 98 | 9.99 | 10-481 |

Bills Payable List

Printed: 6/13/2013 1:35 PM
 PUTNAM COUNTY CUSD #535

| Vendor Name | P.O. Number | Description | Batch # | Amount | State Account Number |
|-----------------------------------|-------------|--------------------------|---------|--------------------|----------------------|
| | | LIFE NC | 98 | 6.65 | 20-481 |
| | | LIFE NC BP | 98 | 18.56 | 10-481 |
| | | LIFE NC BP | 98 | 12.38 | 20-481 |
| | | | | <u>\$677.96</u> | |
| CONTINENTAL PRESS INC | | | | | |
| | | JR HI SUPPLIES | 612 | 52.70 | 10-1112-410-3 |
| | | | | <u>\$52.70</u> | |
| COSGROVE DISTRIBUTORS | | | | | |
| | | HS OFFICE - SUPPLIES | 612 | 212.20 | 10-2410-410-2 |
| | | | | <u>\$212.20</u> | |
| CULLIGAN TRI CO SALES | | | | | |
| | | ALL SCHOOL SERVICES | 612 | 153.00 | 20-2542-321-1 |
| | | | | <u>\$153.00</u> | |
| DAVIS, ANNETTE E | | | | | |
| | | KEMP DONATION | 612 | 72.74 | 10-2310-412-6 |
| | | MEDIA PROG-TRAVEL | 612 | 94.66 | 10-2220-332-1 |
| | | HEARING IMP-TRAVEL | 612 | 4.51 | 10-1207-332-1 |
| | | | | <u>\$171.91</u> | |
| DEBO HARDWARE | | | | | |
| | | JR HI-CAFE MISC SUPPLIES | 612 | 94.73 | 10-2560-490-3 |
| | | | | <u>\$94.73</u> | |
| DISCOUNT SCHOOL SUPPLY | | | | | |
| 52499 | | ECE INST SUP 1-6 | 612 | 422.32 | 10-1125-410-1 |
| | | | | <u>\$422.32</u> | |
| DOWNEY, ANNE | | | | | |
| | | COMMON CORE | 612 | 95.90 | 10-2210-319-1 |
| | | | | <u>\$95.90</u> | |
| FIRST CHOICE MED EQUIPMENT | | | | | |
| | | MEDICAID | 612 | 160.00 | 10-1220-411-11 |
| | | | | <u>\$160.00</u> | |
| FOX RIVER FOODS CO | | | | | |
| | | HENN-CAFE FOOD | 612 | 1,511.77 | 10-2560-410-4 |
| | | HEN BREAKFAST | 612 | 83.98 | 10-2560-410-1-4 |
| | | PRIMARY CAFE FOOD | 612 | 2,698.23 | 10-2560-410-5 |
| | | PRIMARY BREAKFAST | 612 | 383.39 | 10-2560-410-1-5 |
| | | JR HI-CAFE FOOD | 612 | 2,769.53 | 10-2560-410-3 |
| | | JH BREAKFAST | 612 | 187.07 | 10-2560-410 |
| | | HIGH SCHOOL- FOOD | 612 | 2,188.77 | 10-2560-410-2 |
| | | HS BREAKFAST | 612 | 1,132.21 | 10-2560-410-1-2 |
| | | H S-CAFE MISC SUPPLIES | 612 | 149.50 | 10-2560-490-2 |
| | | ECE FOOD SUPP | 612 | 149.50 | 10-1125-411-1 |
| | | HEN BREAKFAST | 612 | 389.53 | 10-2560-410-1-4 |
| | | | | <u>\$11,643.48</u> | |
| FRONTIER | | | | | |
| | | H S - TELEPHONE SERVICE | 612 | 77.23 | 20-2542-340-2 |
| | | SUPT-TELEPHONE | 612 | 84.05 | 20-2542-340-1 |

Bills Payable List

Printed: 6/13/2013 1:35 PM
 PUTNAM COUNTY CUSD #535

| Vendor Name | P.O. Number | Description | Batch # | Amount | State Account Number |
|-------------------------------------|-------------|--------------------------------|---------|-------------------|----------------------|
| | | ELEM-TELEPHONE | 612 | 115.70 | 20-2542-340-4 |
| | | | | <u>\$276.98</u> | |
| GOETZ, JODIE L | | CROSS CAT - JH | 612 | 55.44 | 10-1220-410-3 |
| | | | | <u>\$55.44</u> | |
| GOSLIN, VANESSA | | H S TRAVEL | 612 | 84.60 | 10-1113-332-2 |
| | | JR HI-TRAVEL | 612 | 84.60 | 10-1112-332-3 |
| | | | | <u>\$169.20</u> | |
| GRANVILLE FLOOR COVERING INC | | H S- GROUNDS CAP OUTLAY | 612 | 3,924.17 | 20-2543-540-2 |
| | | JR HI-GROUNDS CAP OUTLAY | 612 | 916.83 | 20-2543-540-3 |
| | | | | <u>\$4,841.00</u> | |
| GRAPHIC ELECTRONICS | | PCEF REBECCA READ GRANT | 612 | 96.00 | 10-2310-411-6 |
| | | H S ATHLETIC-AWARDS | 612 | 387.80 | 10-1501-487-2 |
| | | H S ATHLETIC-AWARDS | 612 | 6.25 | 10-1501-487-2 |
| | | MUSIC AWARDS | 612 | 210.00 | 10-1115-487-1 |
| | | MUSIC AWARDS | 612 | 13.50 | 10-1115-487-1 |
| | | BLUESTEM/REBECCA CAUDILL GRANT | 612 | 37.00 | 10-2310-411-6 |
| | | JR HI ATHLETIC AWARDS | 612 | 17.50 | 10-1501-487-3 |
| | | | | <u>\$768.05</u> | |
| GRASSERS | | JR HI-BUILDING SUPPLIES | 612 | 25.94 | 20-2542-410-3 |
| | | | | <u>\$25.94</u> | |
| HEGGEN, JOHN | | TRANSP - YB SUPPLY | 612 | 68.38 | 40-2550-411-1 |
| | | STATE ATHLETIC TRAVEL | 612 | 260.08 | 10-1501-332-1 |
| | | STATE BASEBALL GAS | 612 | 37.88 | 40-2550-410-1 |
| | | | | <u>\$366.34</u> | |
| HENNEPIN BLDG IMPREST | | PRINC OFFICE-POSTAGE | 612 | 26.64 | 10-2410-341-1 |
| | | | | <u>\$26.64</u> | |
| HENNEPIN FOOD MART | | HENN-CAFE FOOD | 612 | 31.44 | 10-2560-410-4 |
| | | HENN ELEM-CAFE MISC SUPP | 612 | 5.66 | 10-2560-490-4 |
| | | ELEMENTARY-BLDG SUPPLIES | 612 | 32.90 | 20-2542-410-4 |
| | | HENN OFFICE - SUPPLIES | 612 | 9.13 | 10-2410-410-4 |
| | | HS-SUPPLIES | 612 | 5.96 | 10-1113-410-2 |
| | | HS-SUPPLIES | 612 | 45.99 | 10-1113-410-2 |
| | | | | <u>\$131.08</u> | |
| HENNEPIN WATER DISTRICT | | ELEM-WATER | 612 | 157.33 | 20-2542-322-4 |
| | | | | <u>\$157.33</u> | |
| HIGH SCHOOL IMPREST | | HS ATHL OFFICIALS | 612 | 1,185.00 | 10-1501-319-2 |

Bills Payable List

Printed: 6/13/2013 1:35 PM
 PUTNAM COUNTY CUSD #535

| Vendor Name | P.O. Number | Description | Batch # | Amount | State Account Number |
|-------------------------------------|-------------|--------------------------|---------|--------------------|----------------------|
| | | HS ATH DUES/FEES | 612 | 263.75 | 10-1501-640-2 |
| | | HS-SUPPLIES | 612 | 181.55 | 10-1113-410-2 |
| | | PRINC OFFICE-POSTAGE | 612 | 200.00 | 10-2410-341-1 |
| | | CO-OP SUPPLIES | 612 | 212.84 | 10-1459-410-2 |
| | | VOC AG- TRAVEL | 612 | 534.00 | 10-1401-332-2 |
| | | | | <u>\$2,577.14</u> | |
| HILLMANN PEDIATRIC THERAPY | | | | | |
| | | PHYS IMP-CONTRACT SERVIC | 612 | 5,593.50 | 10-1204-319-1 |
| | | | | <u>\$5,593.50</u> | |
| HINCKLEY SPRING WATER CO | | | | | |
| | | SUPT OFFICE-SUPPLIES | 612 | 58.50 | 10-2320-410-1 |
| | | | | <u>\$58.50</u> | |
| HOFFMAN, JANICE | | | | | |
| | | ECE FOOD SUPP | 612 | 18.76 | 10-1125-411-1 |
| | | ECE COMM TRAVEL | 612 | 114.07 | 10-1125-336-1 |
| | | | | <u>\$132.83</u> | |
| HULSTROM, NATALIE | | | | | |
| | | MUSIC TRAVEL | 612 | 105.28 | 10-1115-332-1 |
| | | | | <u>\$105.28</u> | |
| ID LABEL INC. | | | | | |
| | 27678 | MUSIC TRAVEL | 612 | 88.60 | 10-2220-430-2 |
| | | | | <u>\$88.60</u> | |
| IL CENTRAL SCHOOL BUS LLC | | | | | |
| | | CONTRACT REG | 612 | 36,536.19 | 40-2550-325-1 |
| | | CONTRACT SERVICE-SP ED R | 612 | 14,290.62 | 40-2550-326-1 |
| | | CONTRACT SERVICE-AV | 612 | 605.16 | 40-2550-327-1 |
| | | CONTRACT ECE ROUTES | 612 | 11,252.43 | 40-2550-331-1 |
| | | CONTRACT-EX CURRIC | 612 | 3,729.88 | 40-2550-328-1 |
| | | PCEF | 612 | 472.89 | 40-2550-328-1 |
| | | | | <u>\$66,887.17</u> | |
| IL PRINCIPALS ASSOCIATION | | | | | |
| | | JR HI-TRAVEL | 612 | 175.00 | 10-1112-332-3 |
| | | | | <u>\$175.00</u> | |
| IL STATE UNIVERSITY | | | | | |
| | | EPIC-TUITION REIMB | 2 | 2,456.60 | 10-2210-320-1 |
| | | | | <u>\$2,456.60</u> | |
| IL VALLEY BUSINESS EQUIPMENT | | | | | |
| | | HEN R/M/COPIERS | 91 | 422.80 | 10-1110-323-4 |
| | | HS R/M / COPIER | 91 | 422.80 | 10-1113-323-2 |
| | | JH R/M/COPIER | 91 | 422.80 | 10-1112-323-3 |
| | | PRIMARY R/M /COPIER | 91 | 422.80 | 10-1111-323-5 |
| | | SUP COPY MACHINE | 91 | 422.80 | 10-2320-323-1 |
| | | JR HI SUPPLIES | 612 | 120.00 | 10-1112-410-3 |
| | | | | <u>\$2,234.00</u> | |
| IL VALLEY CELLULAR | | | | | |
| | | ALL SCHOOL SERVICES | 612 | 98.05 | 20-2542-321-1 |

Bills Payable List

Printed: 6/13/2013 1:35 PM
 PUTNAM COUNTY CUSD #535

| Vendor Name | P.O. Number | Description | Batch # | Amount | State Account Number |
|------------------------------------|-------------|--------------------------|---------|--------------------|----------------------|
| | | | | <u>\$98.05</u> | |
| IL VALLEY LOCK AND KEY | | | | | |
| | | HIGH SCHOOL-BLDG SUPPLIE | 612 | 399.50 | 20-2542-410-2 |
| | | | | <u>\$399.50</u> | |
| IL VALLEY WASTE SERVICES | | | | | |
| | | ALL SCHOOL SERVICES | 612 | 558.42 | 20-2542-321-1 |
| | | ALL SCHOOL SERVICES | 612 | 432.19 | 20-2542-321-1 |
| | | | | <u>\$990.61</u> | |
| JOHNSON, STEPHEN | | | | | |
| | | GUIDANCE-SUPPLIES | 612 | 5.97 | 10-2120-410-1 |
| | | | | <u>\$5.97</u> | |
| JOHNSTONE SUPPLY | | | | | |
| | | H S-BUILDING REPAIRS/MAI | 612 | 462.00 | 20-2542-323-2 |
| | | JR HI BLDG. REP/ MAINT | 612 | 400.00 | 20-2542-323-3 |
| | | | | <u>\$862.00</u> | |
| JONES SCHOOL SUPPLY COMPANY | | | | | |
| 28399 | | MUSIC AWARDS | 612 | 41.74 | 10-1115-487-1 |
| 31994 | | JR HI SUPPLIES | 612 | 18.73 | 10-1112-410-3 |
| | | | | <u>\$60.47</u> | |
| JOSTENS INC | | | | | |
| | | JR HI SUPPLIES | 612 | 84.90 | 10-1112-410-3 |
| | | | | <u>\$84.90</u> | |
| JUNIOR HIGH IMPREST | | | | | |
| | | JH ATHL OFFICIALS | 612 | 205.00 | 10-1501-319-3 |
| | | JH ATHL DUES/FEES | 612 | 120.00 | 10-1501-640-3 |
| | | PRINC OFFICE-POSTAGE | 612 | 52.24 | 10-2410-341-1 |
| | | JR HI SUPPLIES | 612 | 147.20 | 10-1112-410-3 |
| | | | | <u>\$524.44</u> | |
| LAKESHORE | | | | | |
| 52516 | | CROSS CAT - PRIM | 612 | 110.34 | 10-1220-410-5 |
| | | | | <u>\$110.34</u> | |
| LIBRARY VIDEO COMPANY | | | | | |
| 27677 | | HS MEDIA SOFTWARE | 612 | 39.85 | 10-2220-470-2 |
| | | | | <u>\$39.85</u> | |
| LIGHTED WAY ASSOCIATION I | | | | | |
| | | LIGHTEDWAY/ALLENDAL | 612 | 10,309.01 | 10-1912-670-1 |
| | | | | <u>\$10,309.01</u> | |
| MACGILL | | | | | |
| 31944 | | JR HI SUPPLIES | 612 | 180.15 | 10-1112-410-3 |
| 31944 | | NURSE-SUPPLIES | 612 | 254.65 | 10-2134-410-1 |
| | | | | <u>\$434.80</u> | |
| MAIN, KATHERINE | | | | | |
| | | NURSE-TRAVEL | 612 | 52.88 | 10-2134-332-1 |
| | | | | <u>\$52.88</u> | |
| MARK KARLOSKY CONSULTING | | | | | |
| | | TECH R/M | 612 | 136.25 | 10-2226-323-1 |

Bills Payable List

Printed: 6/13/2013 1:35 PM
 PUTNAM COUNTY CUSD #535

| Vendor Name | P.O. Number | Description | Batch # | Amount | State Account Number |
|---------------------------------|-------------|--------------------------|---------|--------------------|----------------------|
| | | EQUIPMENT | 612 | 9,757.53 | 10-1110-540-1 |
| | | LICENSE | 612 | 2,861.63 | 10-1113-470-1 |
| | | | | <u>\$12,755.41</u> | |
| MARY LEDBETTER | | | | | |
| | 27329 | HS-SUPPLIES | 612 | 81.90 | 10-1113-410-2 |
| | | | | <u>\$81.90</u> | |
| MCNABB TELEPHONE COMPANY | | | | | |
| | | SUPT-TELEPHONE | 612 | 81.04 | 20-2542-340-1 |
| | | H S - TELEPHONE SERVICE | 612 | 486.26 | 20-2542-340-2 |
| | | JR HI-TELEPHONE SERVICE | 612 | 567.30 | 20-2542-340-3 |
| | | ELEM-TELEPHONE | 612 | 243.13 | 20-2542-340-4 |
| | | PRIMARY-TELEPHONE SERV | 612 | 243.13 | 20-2542-340-5 |
| | | | | <u>\$1,620.86</u> | |
| MEDIACOM LLC | | | | | |
| | | MEDIACOM ONLINE | 91 | 259.95 | 10-2190-323-1 |
| | | | | <u>\$259.95</u> | |
| MENARDS PERU | | | | | |
| | | HIGH SCHOOL-BLDG SUPPLIE | 612 | 133.52 | 20-2542-410-2 |
| | | | | <u>\$133.52</u> | |
| MENNIE, CINDY | | | | | |
| | | H S CAFE-TRAVEL | 612 | 140.40 | 10-2560-332-2 |
| | | | | <u>\$140.40</u> | |
| MILLER, ALLY | | | | | |
| | | TITLE IIA TRAVEL | 612 | 280.00 | 10-1110-332-42 |
| | | | | <u>\$280.00</u> | |
| MILLER, LORI | | | | | |
| | | TITLE IIA TRAVEL | 612 | 280.00 | 10-1110-332-42 |
| | | | | <u>\$280.00</u> | |
| MUSIC SHOPPE, INC. | | | | | |
| | | MUSIC REPAIRS | 612 | 49.95 | 10-1115-323-1 |
| | | MUSIC REPAIRS | 612 | 93.80 | 10-1115-323-1 |
| | | MUSIC SUPPLY-ELEM | 612 | (149.99) | 10-1115-410-4 |
| | | MUSIC SUPPLY-ELEM | 612 | 149.25 | 10-1115-410-4 |
| | | MUSIC SUPPLY-ELEM | 612 | 43.99 | 10-1115-410-4 |
| | | MUSIC REPAIRS | 612 | 83.00 | 10-1115-323-1 |
| | | MUSIC RESALE | 612 | 17.70 | 10-1115-495-1 |
| | | MUSIC REPAIRS | 612 | 66.00 | 10-1115-323-1 |
| | | MUSIC CAP OUT | 612 | 369.95 | 10-1115-540-1 |
| | | JR HI ATHLETIC CAP OULAY | 612 | 2,000.00 | 10-1501-540-3 |
| | | SUPT OFFICE-SUPPLIES | 612 | 1,197.00 | 10-2320-410-1 |
| | | | | <u>\$3,920.65</u> | |
| N C I M D | | | | | |
| | | PRIMARY CAFE FOOD | 612 | 1,686.30 | 10-2560-410-5 |
| | | HENN-CAFE FOOD | 612 | 884.40 | 10-2560-410-4 |
| | | HIGH SCHOOL- FOOD | 612 | 1,069.20 | 10-2560-410-2 |
| | | JR HI-CAFE FOOD | 612 | 1,069.20 | 10-2560-410-3 |

Bills Payable List

Printed: 6/13/2013 1:35 PM
 PUTNAM COUNTY CUSD #535

| Vendor Name | P.O. Number | Description | Batch # | Amount | State Account Number |
|-------------------------------------|-------------|--------------------------|---------|-------------------|----------------------|
| | | | | <u>\$4,709.10</u> | |
| NCPERS GROUP LIFE INS. | | | | | |
| | | NCPERS INSURANCE | 98 | 32.00 | 10-481 |
| | | NCPERS INSURANCE | 98 | 8.00 | 20-481 |
| | | NCPERS INSURANCE | 98 | 48.00 | 10-481 |
| | | NCPERS INSURANCE | 98 | 24.00 | 20-481 |
| | | | | <u>\$112.00</u> | |
| NETWORK BUSINES SYSTEMS INC. | | | | | |
| | | LEASE FD-MAXIIS | 91 | 200.00 | 10-2190-323-1 |
| | | | | <u>\$200.00</u> | |
| NEWS TRIBUNE | | | | | |
| | | INFO SERV-ADVERTISING | 612 | 335.00 | 10-2630-350-1 |
| | | | | <u>\$335.00</u> | |
| NORTH CENTRAL BANK | | | | | |
| | | CROSS CAT - PRIM | 612 | 15.94 | 10-1220-410-5 |
| | | PCEF KINDLES | 612 | 2,489.00 | 10-1110-540-1 |
| | | SUPT OFFICE-SUPPLIES | 612 | 35.99 | 10-2320-410-1 |
| | | BOARD SUPPLIES | 612 | 145.37 | 10-2310-410-6 |
| | | HENN ELEM-SUPPLIES | 612 | 44.16 | 10-1110-410-4 |
| | | ELEMENTARY-BLDG SUPPLIES | 612 | 15.00 | 20-2542-410-4 |
| | | HENN OFFICE - SUPPLIES | 612 | 166.25 | 10-2410-410-4 |
| | | H S ATHLETIC-AWARDS | 612 | 150.00 | 10-1501-487-2 |
| | | EX CURRICULAR VAN | 612 | 75.10 | 40-2550-324-1 |
| | | STATE ATHLETIC TRAVEL | 612 | 1,489.36 | 10-1501-332-1 |
| | | H S-ATHLETIC TRAVEL | 612 | 1,400.00 | 10-1501-332-2 |
| | | JR HI-ATHLETIC TRAVEL | 612 | 344.58 | 10-1501-332-3 |
| | | JR HI-ATHLETIC TRAVEL | 612 | 144.48 | 10-1501-332-3 |
| | | STATE ATHLETIC TRAVEL | 612 | 752.87 | 10-1501-332-1 |
| | | HS OFFICE - SUPPLIES | 612 | 350.00 | 10-2410-410-2 |
| | | F/C SCIENCE SUPPLY | 612 | 348.23 | 10-1113-412-2 |
| | | JR HI SUPPLIES | 612 | 127.75 | 10-1112-410-3 |
| | | JR HI SUPPLIES | 612 | 67.70 | 10-1112-410-3 |
| | | JR HI SUPPLIES | 612 | 71.54 | 10-1112-410-3 |
| | | JR HI SUPPLIES | 612 | 16.11 | 10-1112-410-3 |
| | | JR HI SUPPLIES | 612 | 23.64 | 10-1112-410-3 |
| | | PRINC OFFICE-POSTAGE | 612 | 5.91 | 10-2410-341-1 |
| | | | | <u>\$8,278.98</u> | |
| ORKIN EXTERMINATING CO IN | | | | | |
| | | ALL SCHOOL SERVICES | 612 | 213.79 | 20-2542-321-1 |
| | | | | <u>\$213.79</u> | |
| PC FOODS, INC. | | | | | |
| | | MEDICAID | 612 | 53.24 | 10-1220-411-11 |
| | | F/C SCIENCE SUPPLY | 612 | 8.73 | 10-1113-412-2 |
| | | | | <u>\$61.97</u> | |
| PCCU (NEC) | | | | | |
| | | NEC-ADMIN/10 MONTH | 98 | 112.88 | 10-481 |
| | | NEC-ADMIN/10 MONTH | 98 | 2.03 | 40-481 |

Bills Payable List

Printed: 6/13/2013 1:35 PM
 PUTNAM COUNTY CUSD #535

| Vendor Name | P.O. Number | Description | Batch # | Amount | State Account Number |
|----------------------------------|-------------|-----------------------|---------|-------------------|----------------------|
| | | NEC-ADMIN/10 MONTH | 98 | 112.88 | 10-481 |
| | | NEC-ADMIN/10 MONTH | 98 | 2.03 | 40-481 |
| | | NEC 24/20 | 98 | 1,026.79 | 10-481 |
| | | DED NEC | 98 | 69.14 | 10-481 |
| | | NEC 24/20 | 98 | 1,147.81 | 10-481 |
| | | NEC 24/20 | 98 | 0.27 | 40-481 |
| | | | | <u>\$2,473.83</u> | |
| PENSERV PLAN SERVICES | | | | | |
| | | PENSERV PLAN SERVICES | 98 | 2,020.91 | 10-481 |
| | | PENSERV PLAN SERVICES | 98 | 315.00 | 20-481 |
| | | PENSERV PLAN SERVICES | 98 | 0.54 | 40-481 |
| | | PENSERV PLAN SERVICES | 98 | 1,906.45 | 10-481 |
| | | | | <u>\$4,242.90</u> | |
| PERMA- BOUND | | | | | |
| 31874 | | JH MEDIA BOOKS | 612 | 237.40 | 10-2220-411-3 |
| 31895 | | PCEF READING GRANT | 612 | 498.23 | 10-2310-411-6 |
| 31895 | | PCEF READING GRANT | 612 | 194.75 | 10-2310-411-6 |
| 31895 | | PCEF READING GRANT | 612 | 58.56 | 10-2310-411-6 |
| 31895 | | PCEF READING GRANT | 612 | 109.78 | 10-2310-411-6 |
| 31895 | | PCEF READING GRANT | 612 | 37.74 | 10-2310-411-6 |
| 31942 | | JR HI MEDIA-PERIODIC | 612 | 44.63 | 10-2220-440-3 |
| 31942 | | JR HI MEDIA-PERIODIC | 612 | 155.25 | 10-2220-440-3 |
| 43163 | | HEN MEDIA BOOKS | 612 | 898.87 | 10-2220-411-4 |
| 53098 | | PRIMARY MEDIA SOFTWA | 612 | 178.28 | 10-2220-470-5 |
| | | | | <u>\$2,413.49</u> | |
| PERRY MEMORIAL HOSPITAL | | | | | |
| | | STUDENT DRUG TESTING | 612 | 621.00 | 10-2310-390-6 |
| | | | | <u>\$621.00</u> | |
| PETERSON, ROBERT | | | | | |
| | | H S-ATHLETIC TRAVEL | 612 | 197.40 | 10-1501-332-2 |
| | | | | <u>\$197.40</u> | |
| PRIMARY IMPREST | | | | | |
| | | ECE FOOD SUPP | 612 | 185.44 | 10-1125-411-1 |
| | | | | <u>\$185.44</u> | |
| PUT CO PCEA/IEA DUES | | | | | |
| | | NON-CERT DUES | 98 | 11.49 | 80-481 |
| | | IEA CERT DUES | 98 | 0.52 | 40-481 |
| | | NON-CERT DUES | 98 | 577.04 | 10-481 |
| | | NON-CERT DUES | 98 | 35.04 | 20-481 |
| | | IEA CERT DUES | 98 | 2,015.65 | 10-481 |
| | | NON-CERT DUES | 98 | 577.02 | 10-481 |
| | | NON-CERT DUES | 98 | 41.09 | 20-481 |
| | | IEA CERT DUES | 98 | 2,078.93 | 10-481 |
| | | | | <u>\$5,336.78</u> | |
| PUT CO SCHOOL (TRS HEALTH | | | | | |
| | | THIS ADMIN/10 MONTH | 98 | 313.33 | 10-481 |
| | | THIS ADMIN/10 MONTH | 98 | 5.65 | 40-481 |

Bills Payable List

Printed: 6/13/2013 1:35 PM
 PUTNAM COUNTY CUSD #535

| Vendor Name | P.O. Number | Description | Batch # | Amount | State Account Number |
|---------------------------------|-------------|---------------------------|---------|--------------------|----------------------|
| | | THIS P24/T20 | 98 | 2,869.55 | 10-481 |
| | | THIS P24/T20 | 98 | 0.66 | 40-481 |
| | | THIS ADMIN/10 MONTH | 98 | 313.33 | 10-481 |
| | | THIS ADMIN/10 MONTH | 98 | 5.65 | 40-481 |
| | | THIS P24/T20 | 98 | 2,566.89 | 10-481 |
| | | HENSON WALTER INS | 95 | 592.70 | 10-1110-222-4 |
| | | JENKINS WRAGGE KEENER INS | 95 | 547.69 | 10-1113-222-2 |
| | | KASSABAUM SMITH INS | 95 | 251.34 | 10-1112-222-3 |
| | | PUETZ INS | 95 | 125.67 | 10-1111-222-5 |
| | | DED THIS | 98 | 172.91 | 10-481 |
| | | | | <u>\$7,765.37</u> | |
| PUT CO SCHOOL (TRS) | | | | | |
| | | TRS P24/T20 | 98 | 18,321.14 | 10-481 |
| | | TRS P24/T20 | 98 | 4.21 | 40-481 |
| | | TRS ADMI/10 MONTH | 98 | 2,019.11 | 10-481 |
| | | TRS ADMI/10 MONTH | 98 | 36.39 | 40-481 |
| | | TRS P24/T20 | 98 | 16,388.18 | 10-481 |
| | | TRS ADMI/10 MONTH | 98 | 2,019.11 | 10-481 |
| | | TRS ADMI/10 MONTH | 98 | 36.39 | 40-481 |
| | | DED TRS | 98 | 919.83 | 10-481 |
| | | | | <u>\$39,744.36</u> | |
| PUT CO SCHOOLS | | | | | |
| | | IM IMRF | 98 | 1,693.30 | 10-481 |
| | | IM IMRF | 98 | 720.02 | 20-481 |
| | | IM IMRF | 98 | 73.54 | 40-481 |
| | | IM IMRF | 98 | 31.14 | 80-481 |
| | | IMRFBRD SHARE | 98 | 4,139.17 | 50-481 |
| | | IMRFBRD SHARE | 98 | 1,760.04 | 50-481 |
| | | IMRFBRD SHARE | 98 | 179.76 | 50-481 |
| | | IMRFBRD SHARE | 98 | 76.12 | 50-481 |
| | | IM IMRF | 98 | 1,478.32 | 10-481 |
| | | IM IMRF | 98 | 430.92 | 20-481 |
| | | IMRFBRD SHARE | 98 | 3,613.64 | 50-481 |
| | | IMRFBRD SHARE | 98 | 1,053.36 | 50-481 |
| | | | | <u>\$15,249.33</u> | |
| PUTNAM CO COMM UNIT (IL) | | | | | |
| | | IL State Tax | 99 | 8,822.59 | 10-481 |
| | | IL State Tax | 99 | 436.01 | 20-481 |
| | | IL State Tax | 99 | 17.54 | 40-481 |
| | | IL State Tax | 99 | 10,820.52 | 10-481 |
| | | IL State Tax | 99 | 887.63 | 20-481 |
| | | IL State Tax | 99 | 97.21 | 40-481 |
| | | IL State Tax | 99 | 33.04 | 80-481 |
| | | | | <u>\$21,114.54</u> | |
| PUTNAM CO SD FIT | | | | | |
| | | Federal Tax | 99 | 19,725.72 | 10-481 |
| | | Federal Tax | 99 | 1,047.34 | 20-481 |
| | | Federal Tax | 99 | 61.78 | 40-481 |

Bills Payable List

Printed: 6/13/2013 1:35 PM
 PUTNAM COUNTY CUSD #535

| Vendor Name | P.O. Number | Description | Batch # | Amount | State Account Number |
|-------------------------------------|-------------|--------------------------------|---------|--------------------|----------------------|
| | | Federal Tax | 99 | 25,070.14 | 10-481 |
| | | Federal Tax | 99 | 2,272.32 | 20-481 |
| | | Federal Tax | 99 | 153.68 | 40-481 |
| | | Federal Tax | 99 | 77.93 | 80-481 |
| | | | | <u>\$48,408.91</u> | |
| PUTNAM CO SD MEDICARE | | | | | |
| | | MEDICARE (CERT) | 99 | 1,965.49 | 10-481 |
| | | MEDICARE (CERT) | 99 | 5.09 | 40-481 |
| | | MEDICARE (BRD PD) | 99 | 1,965.49 | 50-481 |
| | | MEDICARE (BRD PD) | 99 | 5.09 | 50-481 |
| | | MEDICARE (CERT) | 99 | 2,354.29 | 10-481 |
| | | MEDICARE (CERT) | 99 | 5.57 | 40-481 |
| | | MEDICARE (BRD PD) | 99 | 2,354.29 | 50-481 |
| | | MEDICARE (BRD PD) | 99 | 5.57 | 50-481 |
| | | | | <u>\$8,660.88</u> | |
| PUTNAM COUNTY RECORD | | | | | |
| | | INFO SERV-ADVERTISING | 612 | 66.50 | 10-2630-350-1 |
| | | | | <u>\$66.50</u> | |
| PUTNAM COUNTY SD FICA | | | | | |
| | | MATCHING FICA | 99 | 2,774.72 | 50-481 |
| | | MATCHING FICA | 99 | 709.63 | 50-481 |
| | | FICA 2013 | 99 | 2,774.72 | 10-481 |
| | | FICA 2013 | 99 | 709.63 | 20-481 |
| | | MATCHING FICA | 99 | 3,806.03 | 50-481 |
| | | MATCHING FICA | 99 | 1,447.92 | 50-481 |
| | | MATCHING FICA | 99 | 125.01 | 50-481 |
| | | MATCHING FICA | 99 | 52.94 | 50-481 |
| | | FICA 2013 | 99 | 3,806.03 | 10-481 |
| | | FICA 2013 | 99 | 1,447.92 | 20-481 |
| | | FICA 2013 | 99 | 125.01 | 40-481 |
| | | FICA 2013 | 99 | 52.94 | 80-481 |
| | | | | <u>\$17,832.50</u> | |
| PUTNAM COUNTY UNIT CAFE | | | | | |
| | | HEALTH CARE EXP REIMBURSE PLAN | 98 | 279.67 | 10-481 |
| | | DEP DAYCARE EXP REIMBURSE PLAN | 98 | 177.08 | 10-481 |
| | | HEALTH CARE EXP REIMBURSE PLAN | 98 | 229.67 | 10-481 |
| | | DEP DAYCARE EXP REIMBURSE PLAN | 98 | 177.08 | 10-481 |
| | | | | <u>\$863.50</u> | |
| RANDOLPH, GENE | | | | | |
| | | PSYCH-TRAVEL | 612 | 276.83 | 10-2140-332-1 |
| | | MEDICAID | 612 | 135.18 | 10-1220-411-11 |
| | | | | <u>\$412.01</u> | |
| REGIONAL OFFICE OF EDUCATION | | | | | |
| | 52540 | TITLE IIA TRAVEL | 612 | 300.00 | 10-1250-332-36 |
| | | | | <u>\$300.00</u> | |
| REMEDIA PUBLICATIONS | | | | | |
| | 52597 | CROSS CAT - PRIM | 612 | 76.95 | 10-1220-410-5 |

Bills Payable List

Printed: 6/13/2013 1:35 PM
 PUTNAM COUNTY CUSD #535

| Vendor Name | P.O. Number | Description | Batch # | Amount | State Account Number |
|--|-------------|-------------------------|---------|-------------------|----------------------|
| | | | | <u>\$76.95</u> | |
| RENAISSANCE LEARNING | | | | | |
| | 43147 | HEN MEDIA-SUPPLIES | 612 | 78.90 | 10-2220-410-4 |
| | | | | <u>\$78.90</u> | |
| ROBBINS SCHWARTZ NICHOLAS | | | | | |
| | | LEGAL FEES | 612 | 2,108.75 | 80-2369-318-1 |
| | | | | <u>\$2,108.75</u> | |
| SCHMIDT, ED | | | | | |
| | | TECH-TRAVEL | 612 | 221.84 | 10-2226-332-1 |
| | | | | <u>\$221.84</u> | |
| SCHOOL NUTRITION ASSOCIATION | | | | | |
| | | CAFETERIA DUES AND FEES | 612 | 28.00 | 10-2560-640-1 |
| | | | | <u>\$28.00</u> | |
| SCHOOL SPECIALTY | | | | | |
| | 28397 | HS-SUPPLIES | 612 | 85.45 | 10-1113-410-2 |
| | 43160 | HENN OFFICE - SUPPLI | 612 | 255.67 | 10-2410-410-4 |
| | 52550 | ECE COMM SUPP | 612 | 170.86 | 10-1125-412-1 |
| | | | | <u>\$511.98</u> | |
| STAFF DEVELOPMENT FOR EDUCATORS | | | | | |
| | | TITLE IIA TRAVEL | 612 | 398.00 | 10-1110-332-42 |
| | | | | <u>\$398.00</u> | |
| STANDARD STATIONARY SUP.O | | | | | |
| | 43105 | HENN ELEM-SUPPLIES | 612 | 143.99 | 10-1110-410-4 |
| | | | | <u>\$143.99</u> | |
| STAPLES ADVANTAGE | | | | | |
| | | JR HI SUPPLIES | 612 | 197.92 | 10-1112-410-3 |
| | | INK | 612 | 374.91 | 10-1112-410-3 |
| | | INK | 612 | 86.97 | 10-1112-410-3 |
| | | | | <u>\$659.80</u> | |
| STEIMLE GARAGE | | | | | |
| | | YELLOW BUS R/M | 612 | 35.00 | 40-2550-322-1 |
| | | | | <u>\$35.00</u> | |
| SUPERINTENDENT IMPREST | | | | | |
| | | INTEREST-FARNSWORTH | 612 | 350.00 | 10-1513 |
| | | TRUCK REPAIR/MAINT | 612 | 101.00 | 20-2542-320-3 |
| | | SUPT OFFICE-POSTAGE | 612 | 5.60 | 10-2320-341-1 |
| | | | | <u>\$456.60</u> | |
| SWINGEL, EDWARD | | | | | |
| | | CO OP TRAVEL | 612 | 58.75 | 10-1459-332-2 |
| | | | | <u>\$58.75</u> | |
| TOEDTER OIL COMPANY | | | | | |
| | | TRANSP - YB SUPPLY | 612 | 472.86 | 40-2550-411-1 |
| | | DRIVERS ED R/M | 612 | 472.86 | 10-1700-323-2 |
| | | TRUCK REPAIR/MAINT | 612 | 472.86 | 20-2542-320-3 |
| | | EX CURRICULAR VAN | 612 | 472.87 | 40-2550-324-1 |
| | | H S-GROUNDS SUPPLIES | 612 | 55.95 | 20-2543-410-2 |

Bills Payable List

Printed: 6/13/2013 1:35 PM
 PUTNAM COUNTY CUSD #535

| Vendor Name | P.O. Number | Description | Batch # | Amount | State Account Number |
|---|-------------|--------------------------|---------------------|---------------------|----------------------|
| | | H S-GROUNDS SUPPLIES | 612 | 361.90 | 20-2543-410-2 |
| | | PRIMARY-GROUNDS SUPPLIE | 612 | 361.90 | 20-2543-410-5 |
| | | JR HI-GROUNDS SUPPLIES | 612 | 339.10 | 20-2543-410-3 |
| | | | | <u>\$3,010.30</u> | |
| TRANSPORTATION WITH A PERSONAL TOUCH, INC. | | | | | |
| | | CONTRACT SERVICE-SP ED R | 612 | 2,156.00 | 40-2550-326-1 |
| | | | | <u>\$2,156.00</u> | |
| TRINITY CATHOLIC SCHOOL | | | | | |
| | | HENN-CAFE FOOD | 612 | 29.25 | 10-2560-410-4 |
| | | HENN-CAFE FOOD | 612 | 27.00 | 10-2560-410-4 |
| | | | | <u>\$56.25</u> | |
| TRUCK & AUTO SUP | | | | | |
| | | H S-GROUNDS SUPPLIES | 612 | 70.37 | 20-2543-410-2 |
| | | | | <u>\$70.37</u> | |
| US POSTAL SERVICE | | | | | |
| | | PRINC OFFICE-POSTAGE | 612 | 565.10 | 10-2410-341-1 |
| 52548 | | ECE INST SUP 1-6 | 612 | 284.30 | 10-1125-410-1 |
| | | | | <u>\$849.40</u> | |
| VILLAGE OF GRANVILLE | | | | | |
| | | PRIMARY- WATER | 612 | 296.50 | 20-2542-322-5 |
| | | HS- WATER | 612 | 737.50 | 20-2542-322-2 |
| | | | | <u>\$1,034.00</u> | |
| WASHINGTON NATIONAL INS CO | | | | | |
| | | WASHINGTON NTNL INS. | 98 | 352.06 | 10-481 |
| | | WASHINGTON NTNL INS. | 98 | 72.75 | 20-481 |
| | | WASHINGTON NTNL INS. | 98 | 351.84 | 10-481 |
| | | WASHINGTON NTNL INS. | 98 | 72.75 | 20-481 |
| | | WASHINGTON NTNL INS. | 98 | 0.22 | 40-481 |
| | | | | <u>\$849.62</u> | |
| WORTHINGTON DIRECT | | | | | |
| | | JR HI OFFICE-SUPPLIES | 612 | 700.00 | 10-2410-410-3 |
| | | SUPT OFFICE-SUPPLIES | 612 | 557.18 | 10-2320-410-1 |
| | | | | <u>\$1,257.18</u> | |
| ZUKOWSKI LAW OFFICES | | | | | |
| | | LEGAL FEES | 612 | 921.33 | 80-2369-318-1 |
| | | | | <u>\$921.33</u> | |
| | | | | <u>\$440,752.74</u> | |
| | | | Report Total | | |

Revenue Report

Printed: 6/6/2013 9:48 AM

PUTNAM COUNTY CUSD #535

| Education Fund 10 | | | | | | | |
|--|---|----------------|---------------------------------|----------------|------------------------|-------------|----------------------|
| Source of Revenue | | 1112 | Bond and Interest Purposes Levy | | | | |
| Source of Revenue | | | | | | | |
| Account | Description | M.T.D. Revenue | Y.T.D. Revenue | Revenue Budget | Budget Balance Revenue | % of Budget | State Account Number |
| Bond and Interest Purposes Levy | | | | | | | |
| 10-111200-1 | FIRST PRIOR YEAR LEVY | 0.00 | 3,142,101.65 | 3,142,935.57 | 833.92 | 99.97 | 10-1112 |
| | 1112 Bond and Interest Purposes Levy | \$0.00 | 3,142,101.65 | 3,142,935.57 | 833.92 | 99.97 | * Source of Revenue |
| 1St Prior Yr-Tort | | | | | | | |
| 10-112200-1 | TORT IMMUNITY-1ST PRIOR | 0.00 | 0.00 | 0.00 | 0.00 | 0.00 | 10-1122 |
| | 1122 1St Prior Yr-Tort | \$0.00 | 0.00 | 0.00 | 0.00 | 0.00 | * Source of Revenue |
| Leasing Purposes Levy | | | | | | | |
| 10-113000-1 | FIRST PRIOR YR LEASE | 0.00 | 57,740.56 | 57,774.55 | 33.99 | 99.94 | 10-1130 |
| | 1130 Leasing Purposes Levy | \$0.00 | 57,740.56 | 57,774.55 | 33.99 | 99.94 | * Source of Revenue |
| Curr Yr Levy-Special Ed | | | | | | | |
| 10-114100-1 | SP ED PRIOR YEAR LEVY | 0.00 | 46,207.02 | 46,219.64 | 12.62 | 99.97 | 10-1141 |
| | 1141 Curr Yr Levy-Special Ed | \$0.00 | 46,207.02 | 46,219.64 | 12.62 | 99.97 | * Source of Revenue |
| Mobile Home Privilege Tax | | | | | | | |
| 10-121000-1 | MOBILE HOME PRIVILEGE TA | 0.00 | 0.00 | 0.00 | 0.00 | 0.00 | 10-1210 |
| | 1210 Mobile Home Privilege Tax | \$0.00 | 0.00 | 0.00 | 0.00 | 0.00 | * Source of Revenue |
| Corp Pers Prop Repl Tax | | | | | | | |
| 10-123000-1 | CORP PERS PROP REPLC TAX | 520,843.62 | 2,424,875.11 | 1,919,883.00 | (504,992.11) | 126.30 | 10-1230 |
| | 1230 Corp Pers Prop Repl Tax | \$520,843.62 | 2,424,875.11 | 1,919,883.00 | (504,992.11) | 126.30 | * Source of Revenue |
| Source of Revenue 1290 | | | | | | | |
| 10-129000-1 | WETLANDS | 0.00 | 0.00 | 0.00 | 0.00 | 0.00 | 10-1290 |
| | 1290 Source of Revenue 1290 | \$0.00 | 0.00 | 0.00 | 0.00 | 0.00 | * Source of Revenue |
| Reg Tuition from Other Districts (In-State) | | | | | | | |
| 10-131200-1 | PUPIL TUITION OTHER LEA | 0.00 | 181,024.14 | 217,500.00 | 36,475.86 | 83.23 | 10-1312 |
| | 1312 Reg Tuition from Other Districts (In-State) | \$0.00 | 181,024.14 | 217,500.00 | 36,475.86 | 83.23 | * Source of Revenue |
| Regular Tuition from Other Sources (In-State) | | | | | | | |
| 10-131300-1 | | 0.00 | 0.00 | 0.00 | 0.00 | 0.00 | 10-1313 |
| | 1313 Regular Tuition from Other Sources (In-State) | \$0.00 | 0.00 | 0.00 | 0.00 | 0.00 | * Source of Revenue |
| Sp Ed Tuition from Other Districts (In-State) | | | | | | | |
| 10-134200-1 | PUPIL TUI-SP ED OTHER LEA | 0.00 | 16,993.00 | 16,993.00 | 0.00 | 100.00 | 10-1342 |
| | 1342 Sp Ed Tuition from Other Districts (In-State) | \$0.00 | 16,993.00 | 16,993.00 | 0.00 | 100.00 | * Source of Revenue |

Revenue Report

Printed: 6/6/2013 9:48 AM

PUTNAM COUNTY CUSD #535

| Education Fund 10 | | | | | | | |
|--------------------------------|-------------------------------------|----------------|-------------------------|----------------|------------------------|-------------|----------------------|
| Source of Revenue | | 1510 | Interest On Investments | | | | |
| Source of Revenue | | | | | | | |
| Account | Description | M.T.D. Revenue | Y.T.D. Revenue | Revenue Budget | Budget Balance Revenue | % of Budget | State Account Number |
| Interest On Investments | | | | | | | |
| 10-151000-1 | TAX INTEREST | 0.00 | 0.00 | 0.00 | 0.00 | 0.00 | 10-1510 |
| | 1510 Interest On Investments | \$0.00 | 0.00 | 0.00 | 0.00 | 0.00 * | Source of Revenue |
| Interest On Investments | | | | | | | |
| 10-151100-1 | ED-INT ON INVESTMENTS | 1,011.74 | 13,706.39 | 24,000.00 | 10,293.61 | 57.11 | 10-1511 |
| | 1511 Interest On Investments | \$1,011.74 | 13,706.39 | 24,000.00 | 10,293.61 | 57.11 * | Source of Revenue |
| Interest-Swaney Bonds | | | | | | | |
| 10-151200-1 | INTEREST-SWANNEY BONDS | 0.00 | 0.00 | 0.00 | 0.00 | 0.00 | 10-1512 |
| | 1512 Interest-Swaney Bonds | \$0.00 | 0.00 | 0.00 | 0.00 | 0.00 * | Source of Revenue |
| Interest-Farnsworth | | | | | | | |
| 10-151300-1 | INTEREST-FARNSWORTH | 0.00 | 20.00 | 300.00 | 280.00 | 6.67 | 10-1513 |
| | 1513 Interest-Farnsworth | \$0.00 | 20.00 | 300.00 | 280.00 | 6.67 * | Source of Revenue |
| Sales To Pupils-Lunch | | | | | | | |
| 10-161100-1 | STUDENT LUNCH | 7,544.20 | 103,055.72 | 120,000.00 | 16,944.28 | 85.88 | 10-1611 |
| | 1611 Sales To Pupils-Lunch | \$7,544.20 | 103,055.72 | 120,000.00 | 16,944.28 | 85.88 * | Source of Revenue |
| Sales To Pupils-BFast | | | | | | | |
| 10-161200-1 | STUDENT BREAKFAST | 1,235.10 | 16,165.65 | 21,000.00 | 4,834.35 | 76.98 | 10-1612 |
| | 1612 Sales To Pupils-BFast | \$1,235.10 | 16,165.65 | 21,000.00 | 4,834.35 | 76.98 * | Source of Revenue |
| Sales To Pupils-Other | | | | | | | |
| 10-161400-1 | MILK SALES (OTHER) | 1,357.80 | 10,171.90 | 11,000.00 | 828.10 | 92.47 | 10-1614 |
| | 1614 Sales To Pupils-Other | \$1,357.80 | 10,171.90 | 11,000.00 | 828.10 | 92.47 * | Source of Revenue |
| Sales To Adults | | | | | | | |
| 10-162000-1 | ADULT LUNCHES/BREAKFAST | 345.60 | 3,794.15 | 4,000.00 | 205.85 | 94.85 | 10-1620 |
| | 1620 Sales To Adults | \$345.60 | 3,794.15 | 4,000.00 | 205.85 | 94.85 * | Source of Revenue |
| Other Food Service | | | | | | | |
| 10-169000-1 | HEAD START LUNCHES | 0.00 | 0.00 | 0.00 | 0.00 | 0.00 | 10-1690 |
| | 1690 Other Food Service | \$0.00 | 0.00 | 0.00 | 0.00 | 0.00 * | Source of Revenue |
| Admissions-Athletic | | | | | | | |
| 10-171102-2 | H S ATHLETIC ADMISSIONS | 0.00 | 16,434.00 | 15,000.00 | (1,434.00) | 109.56 | 10-1711-2 |
| 10-171104-3 | JR HI-ATHLETIC ADMISSION | 205.00 | 4,992.00 | 4,500.00 | (492.00) | 110.93 | 10-1711-4 |

Revenue Report

Printed: 6/6/2013 9:48 AM

PUTNAM COUNTY CUSD #535

| Education Fund 10 | | | | | | | |
|---------------------------------|---------------------------------|----------------|---------------------|----------------|------------------------|-------------|----------------------|
| Source of Revenue | | 1711 | Admissions-Athletic | | | | |
| Source of Revenue | | | | | | | |
| Account | Description | M.T.D. Revenue | Y.T.D. Revenue | Revenue Budget | Budget Balance Revenue | % of Budget | State Account Number |
| <u>1711</u> | <u>Admissions-Athletic</u> | \$205.00 | 21,426.00 | 19,500.00 | (1,926.00) | 109.88 * | Source of Revenue |
| HS/JR Tourney | | | | | | | |
| 10-171400-1 | H S / JR HI TOURNEY REV | 0.00 | 962.00 | 2,000.00 | 1,038.00 | 48.10 | 10-1714 |
| <u>1714</u> | <u>HS/JR Tourney</u> | \$0.00 | 962.00 | 2,000.00 | 1,038.00 | 48.10 * | Source of Revenue |
| Admissions-Other | | | | | | | |
| 10-171900-1 | ADMISSION - OTHERS | 1,103.00 | 1,700.00 | 5,000.00 | 3,300.00 | 34.00 | 10-1719 |
| <u>1719</u> | <u>Admissions-Other</u> | \$1,103.00 | 1,700.00 | 5,000.00 | 3,300.00 | 34.00 * | Source of Revenue |
| Fees | | | | | | | |
| 10-172000-1 | VOCATIONAL FEE HS | 0.00 | 2,930.00 | 3,700.00 | 770.00 | 79.19 | 10-1720 |
| 10-172000-2 | ACTIVITY FEES HS | 240.00 | 13,536.50 | 11,200.00 | (2,336.50) | 120.86 | 10-1720 |
| 10-172000-3 | ACTIVITY FEES JR H | 25.00 | 3,555.00 | 3,200.00 | (355.00) | 111.09 | 10-1720 |
| <u>1720</u> | <u>Fees</u> | \$265.00 | 20,021.50 | 18,100.00 | (1,921.50) | 110.62 * | Source of Revenue |
| Other Pupil Activity Rev | | | | | | | |
| 10-179000-1 | DRIVER ED FEE | 0.00 | 2,100.00 | 3,000.00 | 900.00 | 70.00 | 10-1790 |
| 10-179000-8 | H S PE RESALE | 31.00 | 2,983.50 | 3,000.00 | 16.50 | 99.45 | 10-1790 |
| 10-179001-8 | JH PE RESALE | 0.00 | 2,727.00 | 3,000.00 | 273.00 | 90.90 | 10-1790-1 |
| <u>1790</u> | <u>Other Pupil Activity Rev</u> | \$31.00 | 7,810.50 | 9,000.00 | 1,189.50 | 86.78 * | Source of Revenue |
| Shop Resale | | | | | | | |
| 10-179100-9 | | 0.00 | 41.00 | 0.00 | (41.00) | 0.00 | 10-1791 |
| <u>1791</u> | <u>Shop Resale</u> | \$0.00 | 41.00 | 0.00 | (41.00) | 0.00 * | Source of Revenue |
| Music Resale | | | | | | | |
| 10-179200-10 | MUSIC RESALE | 23.20 | 194.60 | 300.00 | 105.40 | 64.87 | 10-1792 |
| <u>1792</u> | <u>Music Resale</u> | \$23.20 | 194.60 | 300.00 | 105.40 | 64.87 * | Source of Revenue |
| Rentals-Regular Textbook | | | | | | | |
| 10-181100-1 | ELEM-TEXTBOOK RENTAL | 20.00 | 13,481.62 | 12,500.00 | (981.62) | 107.85 | 10-1811 |
| 10-181100-2 | H S- TEXTBOOK RENTAL | 37.00 | 13,310.50 | 14,000.00 | 689.50 | 95.08 | 10-1811 |
| 10-181100-3 | JR HI-TEXTBOOK RENTAL | 200.00 | 8,650.00 | 9,000.00 | 350.00 | 96.11 | 10-1811 |
| <u>1811</u> | <u>Rentals-Regular Textbook</u> | \$257.00 | 35,442.12 | 35,500.00 | 57.88 | 99.84 * | Source of Revenue |
| Rentals - Other | | | | | | | |
| 10-181900-1 | INSTRUMENT RENTAL | 0.00 | 414.00 | 200.00 | (214.00) | 207.00 | 10-1819 |

24

Revenue Report

Printed: 6/6/2013 9:48 AM

PUTNAM COUNTY CUSD #535

| Education Fund 10 | | | | | | | |
|---|---|----------------|-----------------|----------------|------------------------|-------------|----------------------|
| Source of Revenue | | 1819 | Rentals - Other | | | | |
| Source of Revenue | | | | | | | |
| Account | Description | M.T.D. Revenue | Y.T.D. Revenue | Revenue Budget | Budget Balance Revenue | % of Budget | State Account Number |
| <u>1819</u> | <u>Rentals - Other</u> | \$0.00 | 414.00 | 200.00 | (214.00) | 207.00 | * Source of Revenue |
| Donations-Private Sources | | | | | | | |
| 10-192000-1 | DONATIONS | 0.00 | 14,626.35 | 8,000.00 | (6,626.35) | 182.83 | 10-1920 |
| 10-192001-1 | DONATIONS-NCF | 0.00 | 0.00 | 0.00 | 0.00 | 0.00 | 10-1920 |
| <u>1920</u> | <u>Donations-Private Sources</u> | \$0.00 | 14,626.35 | 8,000.00 | (6,626.35) | 182.83 | * Source of Revenue |
| Services Provided to Other Districts | | | | | | | |
| 10-194000-1 | PSY LEA ASSESSEMENT | 0.00 | 0.00 | 0.00 | 0.00 | 0.00 | 10-1940 |
| <u>1940</u> | <u>Services Provided to Other Districts</u> | \$0.00 | 0.00 | 0.00 | 0.00 | 0.00 | * Source of Revenue |
| SW LEA Assessment | | | | | | | |
| 10-194100-1 | SW LEA ASSESSMENT | 0.00 | 0.00 | 0.00 | 0.00 | 0.00 | 10-1941 |
| 10-194110-1 | HEARING IMP ASSESS. | 0.00 | 0.00 | 0.00 | 0.00 | 0.00 | 10-1941 |
| <u>1941</u> | <u>SW LEA Assessment</u> | \$0.00 | 0.00 | 0.00 | 0.00 | 0.00 | * Source of Revenue |
| Lease Incentive Grant | | | | | | | |
| 10-194200-1 | | 0.00 | 0.00 | 0.00 | 0.00 | 0.00 | 10-1942 |
| <u>1942</u> | <u>Lease Incentive Grant</u> | \$0.00 | 0.00 | 0.00 | 0.00 | 0.00 | * Source of Revenue |
| Refund-Prior Yr Expenditu | | | | | | | |
| 10-195000-1 | REFUND EXPENSES | 0.00 | 0.00 | 2,000.00 | 2,000.00 | 0.00 | 10-1950 |
| <u>1950</u> | <u>Refund-Prior Yr Expenditu</u> | \$0.00 | 0.00 | 2,000.00 | 2,000.00 | 0.00 | * Source of Revenue |
| Drivers Education Fees | | | | | | | |
| 10-197000-1 | DRIVERS ED FEE | 0.00 | 0.00 | 0.00 | 0.00 | 0.00 | 10-1970 |
| <u>1970</u> | <u>Drivers Education Fees</u> | \$0.00 | 0.00 | 0.00 | 0.00 | 0.00 | * Source of Revenue |
| Other Local Revenues | | | | | | | |
| 10-199900-1 | OTHER LOCAL REVENUE | 2,882.70 | 19,494.24 | 20,000.00 | 505.76 | 97.47 | 10-1999 |
| 10-199900-3 | INSURANCE/PLAY EQUIPMENT | 0.00 | 0.00 | 0.00 | 0.00 | 0.00 | 10-1999 |
| 10-199901-1 | INTERNET REVENUE | 0.00 | 0.00 | 0.00 | 0.00 | 0.00 | 10-1999-1 |
| <u>1999</u> | <u>Other Local Revenues</u> | \$2,882.70 | 19,494.24 | 20,000.00 | 505.76 | 97.47 | * Source of Revenue |
| Source of Revenue 2200 | | | | | | | |
| 10-220000-1 | POVERTY GRANT | 0.00 | 0.00 | 0.00 | 0.00 | 0.00 | 10-2200 |
| <u>2200</u> | <u>Source of Revenue 2200</u> | \$0.00 | 0.00 | 0.00 | 0.00 | 0.00 | * Source of Revenue |
| Other Flow-Through | | | | | | | |

25

Revenue Report

Printed: 6/6/2013 9:48 AM

PUTNAM COUNTY CUSD #535

| Education Fund 10 | | | | | | | |
|---|--|----------------|--------------------|----------------|------------------------|-------------|----------------------|
| Source of Revenue | | 2230 | Other Flow-Through | | | | |
| Source of Revenue | | | | | | | |
| Account | Description | M.T.D. Revenue | Y.T.D. Revenue | Revenue Budget | Budget Balance Revenue | % of Budget | State Account Number |
| 10-223000-1 | ROE FLOW THRU | 0.00 | 0.00 | 0.00 | 0.00 | 0.00 | 10-2230 |
| | 2230 Other Flow-Through | \$0.00 | 0.00 | 0.00 | 0.00 | 0.00 | * Source of Revenue |
| General State Aid | | | | | | | |
| 10-300100-1 | GENERAL STATE AID | 44,984.32 | 449,836.80 | 494,757.00 | 44,920.20 | 90.92 | 10-3001 |
| | 3001 General State Aid | \$44,984.32 | 449,836.80 | 494,757.00 | 44,920.20 | 90.92 | * Source of Revenue |
| Hold Harmless | | | | | | | |
| 10-300200-1 | HOLD HARMLESS GSA | 0.00 | 0.00 | 0.00 | 0.00 | 0.00 | 10-3002 |
| | 3002 Hold Harmless | \$0.00 | 0.00 | 0.00 | 0.00 | 0.00 | * Source of Revenue |
| Spec Ed-Priv Facility Tui | | | | | | | |
| 10-310000-1 | SP ED PRIV FAC TUITION | 6,195.44 | 45,521.88 | 65,000.00 | 19,478.12 | 70.03 | 10-3100 |
| | 3100 Spec Ed-Priv Facility Tui | \$6,195.44 | 45,521.88 | 65,000.00 | 19,478.12 | 70.03 | * Source of Revenue |
| Spec Ed -Extraordinary | | | | | | | |
| 10-310500-1 | SP ED EXTRA ORDINARY | 28,710.75 | 148,228.23 | 120,000.00 | (28,228.23) | 123.52 | 10-3105 |
| | 3105 Spec Ed -Extraordinary | \$28,710.75 | 148,228.23 | 120,000.00 | (28,228.23) | 123.52 | * Source of Revenue |
| Spec Ed -Personnel | | | | | | | |
| 10-311000-1 | SP ED PERSONNEL | 55,402.75 | 214,537.64 | 200,000.00 | (14,537.64) | 107.27 | 10-3110 |
| | 3110 Spec Ed -Personnel | \$55,402.75 | 214,537.64 | 200,000.00 | (14,537.64) | 107.27 | * Source of Revenue |
| Spec Ed-Orphanage-Individ | | | | | | | |
| 10-312000-1 | SP ED ORPHANAGE | 0.00 | 0.00 | 0.00 | 0.00 | 0.00 | 10-3120 |
| | 3120 Spec Ed-Orphanage-Individ | \$0.00 | 0.00 | 0.00 | 0.00 | 0.00 | * Source of Revenue |
| Spec Ed -Summer School | | | | | | | |
| 10-314500-1 | SP ED SUMMER SCHOOL | 0.00 | 364.18 | 500.00 | 135.82 | 72.84 | 10-3145 |
| | 3145 Spec Ed -Summer School | \$0.00 | 364.18 | 500.00 | 135.82 | 72.84 | * Source of Revenue |
| Career and Technical Education CTE Tech Prep | | | | | | | |
| 10-322000-40 | CTEI GRANT-SRAVTE | 0.00 | 14,625.00 | 14,625.00 | 0.00 | 100.00 | 10-3200 |
| | 3200 Career and Technical Education CTE Tech Prep | \$0.00 | 14,625.00 | 14,625.00 | 0.00 | 100.00 | * Source of Revenue |
| Voc Ed - Formula | | | | | | | |
| 10-321500-18 | VOC AG STATE GRTS | 0.00 | 0.00 | 0.00 | 0.00 | 0.00 | 10-3215 |
| | 3215 Voc Ed - Formula | \$0.00 | 0.00 | 0.00 | 0.00 | 0.00 | * Source of Revenue |
| CTE - Agriculture Education | | | | | | | |

Revenue Report

Printed: 6/6/2013 9:48 AM

PUTNAM COUNTY CUSD #535

| Education Fund 10 | | | | | | | |
|--|---|-----------------|-----------------------------|-----------------|------------------------|---------------|----------------------|
| Source of Revenue | | 3235 | CTE - Agriculture Education | | | | |
| Source of Revenue | | | | | | | |
| Account | Description | M.T.D. Revenue | Y.T.D. Revenue | Revenue Budget | Budget Balance Revenue | % of Budget | State Account Number |
| 10-323500-19 | VOC AG SUPPLEMENTAL | 0.00 | 2,461.00 | 2,461.00 | 0.00 | 100.00 | 10-3235 |
| | 3235 CTE - Agriculture Education | <u>\$0.00</u> | <u>2,461.00</u> | <u>2,461.00</u> | <u>0.00</u> | <u>100.00</u> | * Source of Revenue |
| CTE - Other | | | | | | | |
| 10-329900-40 | FCAE GRANT | 0.00 | 0.00 | 0.00 | 0.00 | 0.00 | 10-3299 |
| | 3299 CTE - Other | <u>\$0.00</u> | <u>0.00</u> | <u>0.00</u> | <u>0.00</u> | <u>0.00</u> | * Source of Revenue |
| Bilingual Ed-Downstate- TPI and TBE | | | | | | | |
| 10-330500-20 | TPI/TBE BILINGUAL ED | 0.00 | 3,380.00 | 4,557.00 | 1,177.00 | 74.17 | 10-3305 |
| | 3305 Bilingual Ed-Downstate- TPI and TBE | <u>\$0.00</u> | <u>3,380.00</u> | <u>4,557.00</u> | <u>1,177.00</u> | <u>74.17</u> | * Source of Revenue |
| State Free Lunch/BFast | | | | | | | |
| 10-336000-1 | IL FREE LUNCH/BRKFST AIDE | 654.88 | 4,481.18 | 4,500.00 | 18.82 | 99.58 | 10-3360 |
| 10-336500-1 | IL BREAKFAST INITIATIVE | 0.00 | 0.00 | 0.00 | 0.00 | 0.00 | 10-3360 |
| | 3360 State Free Lunch/BFast | <u>\$654.88</u> | <u>4,481.18</u> | <u>4,500.00</u> | <u>18.82</u> | <u>99.58</u> | * Source of Revenue |
| Driver Education | | | | | | | |
| 10-337000-1 | DRIVERS ED REIMBURSEMENT | 0.00 | 8,706.08 | 7,000.00 | (1,706.08) | 124.37 | 10-3370-1 |
| | 3370 Driver Education | <u>\$0.00</u> | <u>8,706.08</u> | <u>7,000.00</u> | <u>(1,706.08)</u> | <u>124.37</u> | * Source of Revenue |
| Learning Improvement-Change Grants | | | | | | | |
| 10-361002-1 | SCHOOL IMP-HOP | 0.00 | 0.00 | 0.00 | 0.00 | 0.00 | 10-3610 |
| | 3610 Learning Improvement-Change Grants | <u>\$0.00</u> | <u>0.00</u> | <u>0.00</u> | <u>0.00</u> | <u>0.00</u> | * Source of Revenue |
| School Imp Grant | | | | | | | |
| 10-364000-24 | SCHOOL IMP BLOCK GRANT | 0.00 | 0.00 | 0.00 | 0.00 | 0.00 | 10-3640 |
| | 3640 School Imp Grant | <u>\$0.00</u> | <u>0.00</u> | <u>0.00</u> | <u>0.00</u> | <u>0.00</u> | * Source of Revenue |
| Quality Assurance Grant | | | | | | | |
| 10-364100-31 | LEARNING IMP GRANT | 0.00 | 0.00 | 0.00 | 0.00 | 0.00 | 10-3641 |
| | 3641 Quality Assurance Grant | <u>\$0.00</u> | <u>0.00</u> | <u>0.00</u> | <u>0.00</u> | <u>0.00</u> | * Source of Revenue |
| National Board Certification | | | | | | | |
| 10-365100-1 | NATL BOARD CERTIFIC | 0.00 | 0.00 | 750.00 | 750.00 | 0.00 | 10-3651-1 |
| | 3651 National Board Certification | <u>\$0.00</u> | <u>0.00</u> | <u>750.00</u> | <u>750.00</u> | <u>0.00</u> | * Source of Revenue |
| Truants Alt/Opt Education | | | | | | | |
| 10-369500-1 | SAFE TO LEARN GRANT | 0.00 | 0.00 | 0.00 | 0.00 | 0.00 | 10-3695 |
| | 3695 Truants Alt/Opt Education | <u>\$0.00</u> | <u>0.00</u> | <u>0.00</u> | <u>0.00</u> | <u>0.00</u> | * Source of Revenue |

27

Revenue Report

Printed: 6/6/2013 9:48 AM

PUTNAM COUNTY CUSD #535

| Education Fund 10 | | | | | | | |
|---|--|----------------|---------------------------|----------------|------------------------|-------------|----------------------|
| Source of Revenue | | 3695 | Truants Alt/Opt Education | | | | |
| Source of Revenue | | | | | | | |
| Account | Description | M.T.D. Revenue | Y.T.D. Revenue | Revenue Budget | Budget Balance Revenue | % of Budget | State Account Number |
| Early Childhood - Block Grant | | | | | | | |
| 10-370500-26 | EARLY CHILDHOOD GRT GRANT | 0.00 | 137,028.00 | 132,204.00 | (4,824.00) | 103.65 | 10-3705 |
| | 3705 Early Childhood - Block Grant | \$0.00 | 137,028.00 | 132,204.00 | (4,824.00) | 103.65 | * Source of Revenue |
| Reading Improvement - Block Grant | | | | | | | |
| 10-371500-27 | READING IMPROVEMENT GRAN | 0.00 | 0.00 | 0.00 | 0.00 | 0.00 | 10-3715 |
| | 3715 Reading Improvement - Block Grant | \$0.00 | 0.00 | 0.00 | 0.00 | 0.00 | * Source of Revenue |
| Continued Reading Improvement Block Grant | | | | | | | |
| 10-372500-28 | | 0.00 | 0.00 | 0.00 | 0.00 | 0.00 | 10-3725 |
| | 3725 Continued Reading Improvement Block Grant | \$0.00 | 0.00 | 0.00 | 0.00 | 0.00 | * Source of Revenue |
| Report Cards | | | | | | | |
| 10-373500-1 | | 0.00 | 0.00 | 0.00 | 0.00 | 0.00 | 10-3735 |
| | 3735 Report Cards | \$0.00 | 0.00 | 0.00 | 0.00 | 0.00 | * Source of Revenue |
| School Safety & Educational Improv Block Grant | | | | | | | |
| 10-377500-43 | ADA BLOCK GRANT | 0.00 | 0.00 | 1,000.00 | 1,000.00 | 0.00 | 10-3775 |
| | 3775 School Safety & Educational Improv Block Grant | \$0.00 | 0.00 | 1,000.00 | 1,000.00 | 0.00 | * Source of Revenue |
| Closing The Gap | | | | | | | |
| 10-379200-1 | | 0.00 | 0.00 | 0.00 | 0.00 | 0.00 | 10-3792 |
| | 3792 Closing The Gap | \$0.00 | 0.00 | 0.00 | 0.00 | 0.00 | * Source of Revenue |
| TIP GRANT | | | | | | | |
| 10-379400-1 | | 0.00 | 0.00 | 0.00 | 0.00 | 0.00 | 10-3794 |
| | 3794 TIP GRANT | \$0.00 | 0.00 | 0.00 | 0.00 | 0.00 | * Source of Revenue |
| State Library Grant | | | | | | | |
| 10-380000-32 | STATE LIBRARY GRANT | 0.00 | 647.76 | 675.00 | 27.24 | 95.96 | 10-3800 |
| | 3800 State Library Grant | \$0.00 | 647.76 | 675.00 | 27.24 | 95.96 | * Source of Revenue |
| Emer Fin Assist/Temp Reloc Grant/Other Restr Rev | | | | | | | |
| 10-399900-1 | OTHER STATE REVENUE | 5,110.02 | 14,731.03 | 1,000.00 | (13,731.03) | 1,473.10 | 10-3999 |
| 10-399901-1 | RESPRO GRANT | 0.00 | 0.00 | 0.00 | 0.00 | 0.00 | 10-3999 |
| | 3999 Emer Fin Assist/Temp Reloc Grant/Other Restr Rev | \$5,110.02 | 14,731.03 | 1,000.00 | (13,731.03) | 1,473.10 | * Source of Revenue |
| Title V - Innovation and Flexibility Formula | | | | | | | |
| 10-410000-37 | TITLE V INVO(CHAR CTS | 0.00 | 0.00 | 0.00 | 0.00 | 0.00 | 10-4100 |

Revenue Report

Printed: 6/6/2013 9:48 AM

PUTNAM COUNTY CUSD #535

| Education Fund 10 | | | | | | | |
|--------------------------------------|---|----------------|--|----------------|------------------------|-------------|----------------------|
| Source of Revenue | | 4100 | Title V - Innovation and Flexibility Formula | | | | |
| Source of Revenue | | | | | | | |
| Account | Description | M.T.D. Revenue | Y.T.D. Revenue | Revenue Budget | Budget Balance Revenue | % of Budget | State Account Number |
| 4100 | Title V - Innovation and Flexibility Formula | \$0.00 | 0.00 | 0.00 | 0.00 | 0.00 | * Source of Revenue |
| Esea-Chap2-Comp-Urban Ed | | | | | | | |
| 10-411000-46 | | 0.00 | 0.00 | 0.00 | 0.00 | 0.00 | 10-4110 |
| 4110 | Esea-Chap2-Comp-Urban Ed | \$0.00 | 0.00 | 0.00 | 0.00 | 0.00 | * Source of Revenue |
| NatL School Lunch Progr | | | | | | | |
| 10-421000-1 | FEDERAL LUNCH AID | 32,131.89 | 120,391.37 | 120,000.00 | (391.37) | 100.33 | 10-4210 |
| 4210 | NatL School Lunch Progr | \$32,131.89 | 120,391.37 | 120,000.00 | (391.37) | 100.33 | * Source of Revenue |
| School Breakfast Program | | | | | | | |
| 10-422000-1 | FED BREAKFAST AID | 7,380.90 | 31,748.15 | 37,000.00 | 5,251.85 | 85.81 | 10-4220 |
| 4220 | School Breakfast Program | \$7,380.90 | 31,748.15 | 37,000.00 | 5,251.85 | 85.81 | * Source of Revenue |
| Title I - Low Income | | | | | | | |
| 10-430000-36 | TITLE I GRANT | 49,285.00 | 132,006.00 | 105,375.00 | (26,631.00) | 125.27 | 10-4300 |
| 4300 | Title I - Low Income | \$49,285.00 | 132,006.00 | 105,375.00 | (26,631.00) | 125.27 | * Source of Revenue |
| Esea-Drug Free-Formula | | | | | | | |
| 10-440000-33 | TITLE IV GRT DRUG FREE | 0.00 | 0.00 | 0.00 | 0.00 | 0.00 | 10-4400 |
| 4400 | Esea-Drug Free-Formula | \$0.00 | 0.00 | 0.00 | 0.00 | 0.00 | * Source of Revenue |
| Fed-Sp Ed-Idea Flow-Thru | | | | | | | |
| 10-462000-38 | SP ED INCENTIVE GRT | (27,222.00) | 0.00 | 0.00 | 0.00 | 0.00 | 10-4620 |
| 10-462001-38 | DISCRETIONARY FUNDS | 27,222.00 | 27,222.00 | 27,284.00 | 62.00 | 99.77 | 10-4620 |
| 10-462002-38 | SP ED BLOCK GRT | 0.00 | 0.00 | 4,974.00 | 4,974.00 | 0.00 | 10-4620 |
| 10-462003-38 | DEMONSTR PROJ/LEASE | 0.00 | 0.00 | 0.00 | 0.00 | 0.00 | 10-4620-1 |
| 4620 | Fed-Sp Ed-Idea Flow-Thru | \$0.00 | 27,222.00 | 32,258.00 | 5,036.00 | 84.39 | * Source of Revenue |
| Fed-Sp Ed-Idea Room&Board | | | | | | | |
| 10-462500-1 | EXCESS (ROOM/BOARD) | 0.00 | 0.00 | 0.00 | 0.00 | 0.00 | 10-4625-1 |
| 4625 | Fed-Sp Ed-Idea Room&Board | \$0.00 | 0.00 | 0.00 | 0.00 | 0.00 | * Source of Revenue |
| TitleIiib-Cons/Home E.D.A | | | | | | | |
| 10-477000-40 | CARL PERKINS | 2,087.00 | 7,332.00 | 7,999.00 | 667.00 | 91.66 | 10-4770-1-40 |
| 4765 | TitleIiib-Cons/Home E.D.A | \$2,087.00 | 7,332.00 | 7,999.00 | 667.00 | 91.66 | * Source of Revenue |
| SFSF/GSA REVENUE | | | | | | | |
| 10-485000-44 | SFSF/GSA REVENUE | 0.00 | 0.00 | 0.00 | 0.00 | 0.00 | 10-4850 |

29

Revenue Report

Printed: 6/6/2013 9:48 AM

PUTNAM COUNTY CUSD #535

| Education Fund 10 | | | | | | | |
|---|---|----------------|------------------|----------------|------------------------|-------------|----------------------|
| Source of Revenue | | 4850 | SFSF/GSA REVENUE | | | | |
| Source of Revenue | | | | | | | |
| Account | Description | M.T.D. Revenue | Y.T.D. Revenue | Revenue Budget | Budget Balance Revenue | % of Budget | State Account Number |
| <u>4850</u> | <u>SFSF/GSA REVENUE</u> | \$0.00 | 0.00 | 0.00 | 0.00 | 0.00 | * Source of Revenue |
| Source of Revenue 4854 | | | | | | | |
| 10-485100-44 | ARRA TITLE I | 0.00 | 0.00 | 0.00 | 0.00 | 0.00 | 10-4854 |
| <u>4854</u> | <u>Source of Revenue 4854</u> | \$0.00 | 0.00 | 0.00 | 0.00 | 0.00 | * Source of Revenue |
| ARRA IDEA PART B | | | | | | | |
| 10-485700-44 | ARRA IDEA PART B | 0.00 | 0.00 | 0.00 | 0.00 | 0.00 | 10-4857-1 |
| <u>4857</u> | <u>ARRA IDEA PART B</u> | \$0.00 | 0.00 | 0.00 | 0.00 | 0.00 | * Source of Revenue |
| GSA ARRA | | | | | | | |
| 10-487000-44 | ARRA GSA | 0.00 | 0.00 | 0.00 | 0.00 | 0.00 | 10-4870-1 |
| <u>4870</u> | <u>GSA ARRA</u> | \$0.00 | 0.00 | 0.00 | 0.00 | 0.00 | * Source of Revenue |
| ARRA ED JOBS | | | | | | | |
| 10-488000-44 | ARRA ED JOBS FUND | 0.00 | 0.00 | 0.00 | 0.00 | 0.00 | 10-4880-1 |
| <u>4880</u> | <u>ARRA ED JOBS</u> | \$0.00 | 0.00 | 0.00 | 0.00 | 0.00 | * Source of Revenue |
| Medicaid Matching Fund | | | | | | | |
| 10-490000-11 | | 0.00 | 0.00 | 0.00 | 0.00 | 0.00 | 10-4900 |
| <u>4900</u> | <u>Medicaid Matching Fund</u> | \$0.00 | 0.00 | 0.00 | 0.00 | 0.00 | * Source of Revenue |
| Titleii-Eisen.Math/Sci Fo | | | | | | | |
| 10-493200-42 | TITLE II TEACHER QUALITY | 2,725.00 | 25,365.00 | 31,008.00 | 5,643.00 | 81.80 | 10-4930 |
| <u>4930</u> | <u>Titleii-Eisen.Math/Sci Fo</u> | \$2,725.00 | 25,365.00 | 31,008.00 | 5,643.00 | 81.80 | * Source of Revenue |
| Goals 2000-School Improve | | | | | | | |
| 10-494500-14 | | 0.00 | 0.00 | 0.00 | 0.00 | 0.00 | 10-4945 |
| <u>4945</u> | <u>Goals 2000-School Improve</u> | \$0.00 | 0.00 | 0.00 | 0.00 | 0.00 | * Source of Revenue |
| Title II-Technology Enhancing Ed Formula Grant | | | | | | | |
| 10-497100-1 | TITLE IID-TECH ENHANC | 0.00 | 0.00 | 0.00 | 0.00 | 0.00 | 10-4971 |
| <u>4971</u> | <u>Title II-Technology Enhancing Ed Formula Grant</u> | \$0.00 | 0.00 | 0.00 | 0.00 | 0.00 | * Source of Revenue |
| Medicaid Admin | | | | | | | |
| 10-499100-11 | MEDICAID-ADMIN OUTREACH | 0.00 | 4,794.61 | 10,000.00 | 5,205.39 | 47.95 | 10-4991-1 |
| <u>4991</u> | <u>Medicaid Admin</u> | \$0.00 | 4,794.61 | 10,000.00 | 5,205.39 | 47.95 | * Source of Revenue |
| Medicaid FFS | | | | | | | |
| 10-499200-11 | MEDICAID-FEE FOR SERV | 0.00 | 40,021.45 | 67,000.00 | 26,978.55 | 59.73 | 10-4992-1-11 |

30

Revenue Report

Printed: 6/6/2013 9:48 AM

PUTNAM COUNTY CUSD #535

| Education Fund 10 | | | | | | | |
|---|---|---------------------|-----------------------|-----------------------|------------------------------|----------------|----------------------|
| Source of Revenue | | 4992 | Medicaid FFS | | | | |
| Source of Revenue | | | | | | | |
| Account | Description | M.T.D. Revenue | Y.T.D. Revenue | Revenue Budget | Budget Balance Revenue | % of Budget | State Account Number |
| <u>4992</u> | <u>Medicaid FFS</u> | \$0.00 | 40,021.45 | 67,000.00 | 26,978.55 | 59.73 | * Source of Revenue |
| Other Restricted Grants Recd Fed Gov thru State | | | | | | | |
| 10-499800-1 | OTHER FEDERAL(STEP) | 0.00 | 10,440.00 | 12,180.00 | 1,740.00 | 85.71 | 10-4998-1 |
| <u>4998</u> | <u>Other Restricted Grants Recd Fed Gov thru State</u> | \$0.00 | 10,440.00 | 12,180.00 | 1,740.00 | 85.71 | * Source of Revenue |
| Abolishment or Abatement of Working Cash Fund | | | | | | | |
| 10-711000-1 | TRANS OF WC TECH THRUST | 0.00 | 0.00 | 0.00 | 0.00 | 0.00 | 10-7110 |
| 10-711002-1 | PERM TRANSFER WC | 0.00 | 0.00 | 0.00 | 0.00 | 0.00 | 10-7110 |
| 10-711001-1 | TRANSFER OF WC | 0.00 | 0.00 | 0.00 | 0.00 | 0.00 | 10-7110-1 |
| <u>7110</u> | <u>Abolishment or Abatement of Working Cash Fund</u> | \$0.00 | 0.00 | 0.00 | 0.00 | 0.00 | * Source of Revenue |
| Permanent Transfer of Working Cash Fund Interest | | | | | | | |
| 10-712000-1 | TRANS WC INTEREST | 0.00 | 0.00 | 0.00 | 0.00 | 0.00 | 10-7120 |
| <u>7120</u> | <u>Permanent Transfer of Working Cash Fund Interest</u> | \$0.00 | 0.00 | 0.00 | 0.00 | 0.00 | * Source of Revenue |
| Accured Int on Bonds | | | | | | | |
| 10-723000-1 | ACCURED INT B&I | 0.00 | 0.00 | 0.00 | 0.00 | 0.00 | 10-7230 |
| <u>7230</u> | <u>Accured Int on Bonds</u> | \$0.00 | 0.00 | 0.00 | 0.00 | 0.00 | * Source of Revenue |
| <u>10</u> | <u>Education Fund</u> | <u>\$771,772.91</u> | <u>\$7,581,856.96</u> | <u>\$7,173,054.76</u> | <u>(\$408,802.20)</u> | <u>105.70</u> | Fund |

13

Revenue Report

Printed: 6/6/2013 9:48 AM

PUTNAM COUNTY CUSD #535

| Oper, Build, & Maint Fund 20 | | | | | | | |
|--|---|----------------|---------------------------------|----------------|------------------------|-------------|----------------------|
| Source of Revenue | | 1112 | Bond and Interest Purposes Levy | | | | |
| Source of Revenue | | | | | | | |
| Account | Description | M.T.D. Revenue | Y.T.D. Revenue | Revenue Budget | Budget Balance Revenue | % of Budget | State Account Number |
| Bond and Interest Purposes Levy | | | | | | | |
| 20-111200-1 | FIRST PRIOR YEAR LEVY | 0.00 | 577,270.02 | 577,745.51 | 475.49 | 99.92 | 20-1112 |
| | <u>1112 Bond and Interest Purposes Levy</u> | \$0.00 | 577,270.02 | 577,745.51 | 475.49 | 99.92 | * Source of Revenue |
| 1St Prior Yr-Tort | | | | | | | |
| 20-112200-1 | TORT IMMUNITY-1ST PRIOR | 0.00 | 0.00 | 0.00 | 0.00 | 0.00 | 20-1122 |
| | <u>1122 1St Prior Yr-Tort</u> | \$0.00 | 0.00 | 0.00 | 0.00 | 0.00 | * Source of Revenue |
| Corp Pers Prop Repl Tax | | | | | | | |
| 20-123000-1 | CORP PERS PROP REPL TAX | 0.00 | 0.00 | 0.00 | 0.00 | 0.00 | 20-1230 |
| | <u>1230 Corp Pers Prop Repl Tax</u> | \$0.00 | 0.00 | 0.00 | 0.00 | 0.00 | * Source of Revenue |
| Interest On Investments | | | | | | | |
| 20-151100-1 | BLD-INT | 536.35 | 7,087.71 | 15,000.00 | 7,912.29 | 47.25 | 20-1511 |
| | <u>1511 Interest On Investments</u> | \$536.35 | 7,087.71 | 15,000.00 | 7,912.29 | 47.25 | * Source of Revenue |
| Interest-Tree Fund | | | | | | | |
| 20-151500-1 | INTEREST - TREE FUND | 0.00 | 0.00 | 50.00 | 50.00 | 0.00 | 20-1515 |
| | <u>1515 Interest-Tree Fund</u> | \$0.00 | 0.00 | 50.00 | 50.00 | 0.00 | * Source of Revenue |
| Rentals | | | | | | | |
| 20-191000-1 | HOUSE RENT | 0.00 | 0.00 | 0.00 | 0.00 | 0.00 | 20-1910 |
| | <u>1910 Rentals</u> | \$0.00 | 0.00 | 0.00 | 0.00 | 0.00 | * Source of Revenue |
| Facility/Grounds Rent | | | | | | | |
| 20-191100-1 | FACILITY/GROUND RENT | 0.00 | 0.00 | 500.00 | 500.00 | 0.00 | 20-1911 |
| | <u>1911 Facility/Grounds Rent</u> | \$0.00 | 0.00 | 500.00 | 500.00 | 0.00 | * Source of Revenue |
| Donations-Private Sources | | | | | | | |
| 20-192000-1 | DONATIONS | 0.00 | 0.00 | 500.00 | 500.00 | 0.00 | 20-1920 |
| | <u>1920 Donations-Private Sources</u> | \$0.00 | 0.00 | 500.00 | 500.00 | 0.00 | * Source of Revenue |
| Refund-Prior Yr Expenditu | | | | | | | |
| 20-195000-1 | REFUND PR YR EXP-BLDG | 0.00 | 0.00 | 1,000.00 | 1,000.00 | 0.00 | 20-1950 |
| 20-195001-1 | TORNADO INS/FEM/DON | 0.00 | 0.00 | 0.00 | 0.00 | 0.00 | 20-1950 |
| | <u>1950 Refund-Prior Yr Expenditu</u> | \$0.00 | 0.00 | 1,000.00 | 1,000.00 | 0.00 | * Source of Revenue |
| Other Local Revenues | | | | | | | |
| 20-199900-1 | OTHER LOCAL REVENUE | 0.00 | 5,438.28 | 1,000.00 | (4,438.28) | 543.83 | 20-1999 |

33

Revenue Report

Printed: 6/6/2013 9:48 AM

PUTNAM COUNTY CUSD #535

| Oper, Build, & Maint Fund 20 | | | | | | | |
|---|-----------------------------|----------------|----------------------|----------------|------------------------|-------------|----------------------|
| Source of Revenue | | 1999 | Other Local Revenues | | | | |
| Account | Description | M.T.D. Revenue | Y.T.D. Revenue | Revenue Budget | Budget Balance Revenue | % of Budget | State Account Number |
| 1999 Other Local Revenues | | \$0.00 | 5,438.28 | 1,000.00 | (4,438.28) | 543.83 | * Source of Revenue |
| Flow-Thru Rev-State | | | | | | | |
| 20-210000-1 | OTHER STATE REVENUE | 0.00 | 0.00 | 0.00 | 0.00 | 0.00 | 20-2100 |
| 2100 Flow-Thru Rev-State | | \$0.00 | 0.00 | 0.00 | 0.00 | 0.00 | * Source of Revenue |
| Infrastructure Improv-Planning/Construction | | | | | | | |
| 20-392000-1 | INFRA IMPROVE-PLAN/CONST | 0.00 | 0.00 | 0.00 | 0.00 | 0.00 | 20-3920-1 |
| 3920 Infrastructure Improv-Planning/Construction | | \$0.00 | 0.00 | 0.00 | 0.00 | 0.00 | * Source of Revenue |
| SCHL INFRASTRUCT/MAINT PROJ | | | | | | | |
| 20-392500-1 | SCHL INFRASTRUCT/MAINT PROJ | 0.00 | 50,000.00 | 50,000.00 | 0.00 | 100.00 | 20-3925-1-1 |
| 3925 SCHL INFRASTRUCT/MAINT PROJ | | \$0.00 | 50,000.00 | 50,000.00 | 0.00 | 100.00 | * Source of Revenue |
| Emer Fin Assist/Temp Reloc Grant/Other Restr Rev | | | | | | | |
| 20-399900-1 | OTHER STATE REVENUE | 0.00 | 0.00 | 0.00 | 0.00 | 0.00 | 20-3999 |
| 3999 Emer Fin Assist/Temp Reloc Grant/Other Restr Rev | | \$0.00 | 0.00 | 0.00 | 0.00 | 0.00 | * Source of Revenue |
| Medicaid Matching Fund | | | | | | | |
| 20-490000-11 | | 0.00 | 0.00 | 0.00 | 0.00 | 0.00 | 20-4900 |
| 4900 Medicaid Matching Fund | | \$0.00 | 0.00 | 0.00 | 0.00 | 0.00 | * Source of Revenue |
| Renovation Grant | | | | | | | |
| 20-498000-1 | | 0.00 | 0.00 | 0.00 | 0.00 | 0.00 | 20-4980 |
| 4980 Renovation Grant | | \$0.00 | 0.00 | 0.00 | 0.00 | 0.00 | * Source of Revenue |
| Abolishment or Abatement of Working Cash Fund | | | | | | | |
| 20-711001-1 | TRANSFER WC | 0.00 | 0.00 | 0.00 | 0.00 | 0.00 | 20-7110 |
| 7110 Abolishment or Abatement of Working Cash Fund | | \$0.00 | 0.00 | 0.00 | 0.00 | 0.00 | * Source of Revenue |
| Permanent Transfer | | | | | | | |
| 20-713000-1 | PERM TRANSFER FROM C/P | 0.00 | 21,712.89 | 0.00 | (21,712.89) | 0.00 | 20-7130-1 |
| 7130 Permanent Transfer | | \$0.00 | 21,712.89 | 0.00 | (21,712.89) | 0.00 | * Source of Revenue |
| Transfers from Other Funds Pay Princal Cap Leases | | | | | | | |
| 20-740000-1 | SALE/COMP FIXED ASSETS | 0.00 | 0.00 | 0.00 | 0.00 | 0.00 | 20-7400 |
| 7400 Transfers from Other Funds Pay Princal Cap Leases | | \$0.00 | 0.00 | 0.00 | 0.00 | 0.00 | * Source of Revenue |
| 20 Oper, Build, & Maint Fund | | \$536.35 | \$661,508.90 | \$645,795.51 | (\$15,713.39) | 102.43 | Fund |

Revenue Report

Printed: 6/6/2013 9:48 AM

PUTNAM COUNTY CUSD #535

| Debt Service Fund or Fund Group 30 | | | | | | | |
|--|---|-------------------|---------------------------------|-------------------|------------------------------|----------------|----------------------|
| Source of Revenue | | 1112 | Bond and Interest Purposes Levy | | | | |
| Source of Revenue | | | | | | | |
| Account | Description | M.T.D. Revenue | Y.T.D. Revenue | Revenue Budget | Budget Balance Revenue | % of Budget | State Account Number |
| Bond and Interest Purposes Levy | | | | | | | |
| 30-111200-1 | FIRST PRIOR YEAR LEVY | 0.00 | 0.00 | 0.00 | 0.00 | 0.00 | 30-1112 |
| | 1112 Bond and Interest Purposes Levy | <u>\$0.00</u> | <u>0.00</u> | <u>0.00</u> | <u>0.00</u> | <u>0.00</u> | * Source of Revenue |
| Interest On Investments | | | | | | | |
| 30-151100-1 | B/I-INT INVESTMENTS | 0.00 | 0.00 | 0.00 | 0.00 | 0.00 | 30-1511 |
| | 1511 Interest On Investments | <u>\$0.00</u> | <u>0.00</u> | <u>0.00</u> | <u>0.00</u> | <u>0.00</u> | * Source of Revenue |
| Accured Int on Bonds | | | | | | | |
| 30-723000-1 | ACCRUED INT ON BONDS SOL | 0.00 | 0.00 | 0.00 | 0.00 | 0.00 | 30-7230 |
| | 7230 Accured Int on Bonds | <u>\$0.00</u> | <u>0.00</u> | <u>0.00</u> | <u>0.00</u> | <u>0.00</u> | * Source of Revenue |
| | 30 Debt Service Fund or Fund Group | <u>\$0.00</u> | <u>\$0.00</u> | <u>\$0.00</u> | <u>\$0.00</u> | <u>0.00</u> | Fund |

34

Revenue Report

Printed: 6/6/2013 9:48 AM

PUTNAM COUNTY CUSD #535

| Transportation Fund 40 | | | | | | | |
|--|---|----------------|---------------------------------|----------------|------------------------|-------------|----------------------|
| Source of Revenue | | 1112 | Bond and Interest Purposes Levy | | | | |
| Source of Revenue | | | | | | | |
| Account | Description | M.T.D. Revenue | Y.T.D. Revenue | Revenue Budget | Budget Balance Revenue | % of Budget | State Account Number |
| Bond and Interest Purposes Levy | | | | | | | |
| 40-111200-1 | FIRST PRIOR YR LEVY TRAN | 0.00 | 231,016.03 | 231,098.20 | 82.17 | 99.96 | 40-1112 |
| | <u>1112 Bond and Interest Purposes Levy</u> | \$0.00 | 231,016.03 | 231,098.20 | 82.17 | 99.96 | * Source of Revenue |
| 1St Prior Yr-Tort | | | | | | | |
| 40-112200-1 | 1ST PRIOR YR LEVY-TORT | 0.00 | 0.00 | 0.00 | 0.00 | 0.00 | 40-1122 |
| | <u>1122 1St Prior Yr-Tort</u> | \$0.00 | 0.00 | 0.00 | 0.00 | 0.00 | * Source of Revenue |
| Corp Pers Prop Repl Tax | | | | | | | |
| 40-123000-1 | CORP REPLACEMNT PROP TAX | 0.00 | 0.00 | 0.00 | 0.00 | 0.00 | 40-1230 |
| | <u>1230 Corp Pers Prop Repl Tax</u> | \$0.00 | 0.00 | 0.00 | 0.00 | 0.00 | * Source of Revenue |
| Spec Ed Trans-Pupils/Pare | | | | | | | |
| 40-144100-1 | ORPHANAGE TRANS REIMB | 0.00 | 0.00 | 0.00 | 0.00 | 0.00 | 40-1441 |
| | <u>1441 Spec Ed Trans-Pupils/Pare</u> | \$0.00 | 0.00 | 0.00 | 0.00 | 0.00 | * Source of Revenue |
| Interest On Investments | | | | | | | |
| 40-151100-1 | TRANSP-INT | 99.59 | 1,220.79 | 2,000.00 | 779.21 | 61.04 | 40-1511 |
| | <u>1511 Interest On Investments</u> | \$99.59 | 1,220.79 | 2,000.00 | 779.21 | 61.04 | * Source of Revenue |
| Refund-Prior Yr Expenditu | | | | | | | |
| 40-195000-1 | REFUND TRANSP | 0.00 | 0.00 | 0.00 | 0.00 | 0.00 | 40-1950 |
| | <u>1950 Refund-Prior Yr Expenditu</u> | \$0.00 | 0.00 | 0.00 | 0.00 | 0.00 | * Source of Revenue |
| Other Local Revenues | | | | | | | |
| 40-199900-1 | OTHER LOCAL REVENUE | 1,296.00 | 5,731.29 | 6,000.00 | 268.71 | 95.52 | 40-1999 |
| | <u>1999 Other Local Revenues</u> | \$1,296.00 | 5,731.29 | 6,000.00 | 268.71 | 95.52 | * Source of Revenue |
| Transportation Regular/Vocational | | | | | | | |
| 40-350000-1 | REG TRANSPORTATION AID | 46,424.11 | 203,298.13 | 259,162.00 | 55,863.87 | 78.44 | 40-3500 |
| | <u>3500 Transportation Regular/Vocational</u> | \$46,424.11 | 203,298.13 | 259,162.00 | 55,863.87 | 78.44 | * Source of Revenue |
| Transportation-Vocational | | | | | | | |
| 40-350500-1 | VOC TRANSPORTATION AID | 0.00 | 0.00 | 6,624.00 | 6,624.00 | 0.00 | 40-3505 |
| | <u>3505 Transportation-Vocational</u> | \$0.00 | 0.00 | 6,624.00 | 6,624.00 | 0.00 | * Source of Revenue |
| Transportation-Spec Ed | | | | | | | |
| 40-351000-1 | SP ED TRANSPORTATION AID | 37,857.35 | 158,735.59 | 136,249.00 | (22,486.59) | 116.50 | 40-3510 |
| | <u>3510 Transportation-Spec Ed</u> | \$37,857.35 | 158,735.59 | 136,249.00 | (22,486.59) | 116.50 | * Source of Revenue |

Revenue Report

Printed: 6/6/2013 9:48 AM

PUTNAM COUNTY CUSD #535

| Transportation Fund 40 | | | | | | | |
|--------------------------------------|---|---------------------|---------------------|---------------------|------------------------------|----------------|----------------------|
| Source of Revenue | | 3511 | Other State Revenue | | | | |
| Source of Revenue | | | | | | | |
| Account | Description | M.T.D. Revenue | Y.T.D. Revenue | Revenue Budget | Budget Balance Revenue | % of Budget | State Account Number |
| Other State Revenue | | | | | | | |
| 40-351100-1 | OTHER STATE REVENUE | 0.00 | 0.00 | 0.00 | 0.00 | 0.00 | 40-3511 |
| | 3511 Other State Revenue | <u>\$0.00</u> | <u>0.00</u> | <u>0.00</u> | <u>0.00</u> | <u>0.00</u> | * Source of Revenue |
| Early Childhood - Block Grant | | | | | | | |
| 40-370500-26 | ECE TRANSPORTATION | 18,392.00 | 106,892.00 | 88,500.00 | (18,392.00) | 120.78 | 40-3705 |
| | 3705 Early Childhood - Block Grant | <u>\$18,392.00</u> | <u>106,892.00</u> | <u>88,500.00</u> | <u>(18,392.00)</u> | <u>120.78</u> | * Source of Revenue |
| ARRA IDEA PART B | | | | | | | |
| 40-485700-44 | IDEA ARRA | 0.00 | 0.00 | 0.00 | 0.00 | 0.00 | 40-4857 |
| | 4857 ARRA IDEA PART B | <u>\$0.00</u> | <u>0.00</u> | <u>0.00</u> | <u>0.00</u> | <u>0.00</u> | * Source of Revenue |
| Permanent Transfer | | | | | | | |
| 40-713000-1 | PERMANENT TRANSFER | 0.00 | 0.00 | 0.00 | 0.00 | 0.00 | 40-7130-1 |
| | 7130 Permanent Transfer | <u>\$0.00</u> | <u>0.00</u> | <u>0.00</u> | <u>0.00</u> | <u>0.00</u> | * Source of Revenue |
| | 40 Transportation Fund | <u>\$104,069.05</u> | <u>\$706,893.83</u> | <u>\$729,633.20</u> | <u>\$22,739.37</u> | <u>96.88</u> | Fund |

36

Revenue Report

Printed: 6/6/2013 9:48 AM

PUTNAM COUNTY CUSD #535

| I.M.R.F./Soc. Sec. Fund 50 | | | | | | | |
|---|--------------------------|----------------|---------------------------------|---------------------|------------------------|---------------|----------------------|
| Source of Revenue | | 1112 | Bond and Interest Purposes Levy | | | | |
| Source of Revenue | | | | | | | |
| Account | Description | M.T.D. Revenue | Y.T.D. Revenue | Revenue Budget | Budget Balance Revenue | % of Budget | State Account Number |
| Bond and Interest Purposes Levy | | | | | | | |
| 50-111200-1 | FIRST PRIOR YR LEVY-IMRF | 0.00 | 139,902.66 | 140,010.85 | 108.19 | 99.92 | 50-1112 |
| 50-111201-1 | FIRST PRIOR YR-SS | 0.00 | 0.00 | 0.00 | 0.00 | 0.00 | 50-1112 |
| 1112 Bond and Interest Purposes Levy | | <u>\$0.00</u> | <u>139,902.66</u> | <u>140,010.85</u> | <u>108.19</u> | <u>99.92</u> | * Source of Revenue |
| Working Cash Purposes Levy | | | | | | | |
| 50-111500-1 | MEDICARE-FIRST PRIOR YR | 0.00 | 0.00 | 0.00 | 0.00 | 0.00 | 50-1115 |
| 1115 Working Cash Purposes Levy | | <u>\$0.00</u> | <u>0.00</u> | <u>0.00</u> | <u>0.00</u> | <u>0.00</u> | * Source of Revenue |
| Soc.Sec./Med Only Levy | | | | | | | |
| 50-115000-1 | FIRST PRIOR YR-S S | 0.00 | 20,060.80 | 20,001.55 | (59.25) | 100.30 | 50-1150 |
| 1150 Soc.Sec./Med Only Levy | | <u>\$0.00</u> | <u>20,060.80</u> | <u>20,001.55</u> | <u>(59.25)</u> | <u>100.30</u> | * Source of Revenue |
| Corp Pers Prop Repl Tax | | | | | | | |
| 50-123000-1 | CORP PERS PROP REPL TAX | 0.00 | 174,252.00 | 174,252.00 | 0.00 | 100.00 | 50-1230 |
| 1230 Corp Pers Prop Repl Tax | | <u>\$0.00</u> | <u>174,252.00</u> | <u>174,252.00</u> | <u>0.00</u> | <u>100.00</u> | * Source of Revenue |
| Interest On Investments | | | | | | | |
| 50-151100-1 | IMRF-INT | 69.93 | 674.00 | 1,500.00 | 826.00 | 44.93 | 50-1511 |
| 1511 Interest On Investments | | <u>\$69.93</u> | <u>674.00</u> | <u>1,500.00</u> | <u>826.00</u> | <u>44.93</u> | * Source of Revenue |
| Other Local Revenues | | | | | | | |
| 50-199900-1 | OTHER LOCAL REVENUE | 0.00 | 0.00 | 0.00 | 0.00 | 0.00 | 50-1999 |
| 1999 Other Local Revenues | | <u>\$0.00</u> | <u>0.00</u> | <u>0.00</u> | <u>0.00</u> | <u>0.00</u> | * Source of Revenue |
| 50 I.M.R.F./Soc. Sec. Fund | | <u>\$69.93</u> | <u>\$334,889.46</u> | <u>\$335,764.40</u> | <u>\$874.94</u> | <u>99.74</u> | Fund |

37

Revenue Report

Printed: 6/6/2013 9:48 AM

PUTNAM COUNTY CUSD #535

| Capital Projects Fund or Fund Group 60 | | | | | | | |
|---|--|----------------|---------------------------------|----------------|------------------------|---------------|----------------------|
| Source of Revenue | | 1112 | Bond and Interest Purposes Levy | | | | |
| Source of Revenue | | | | | | | |
| Account | Description | M.T.D. Revenue | Y.T.D. Revenue | Revenue Budget | Budget Balance Revenue | % of Budget | State Account Number |
| Bond and Interest Purposes Levy | | | | | | | |
| 60-111200-1 | FIRST PRIOR CAP PROJ | 0.00 | 0.00 | 0.00 | 0.00 | 0.00 | 60-1112 |
| | 1112 Bond and Interest Purposes Levy | <u>\$0.00</u> | <u>0.00</u> | <u>0.00</u> | <u>0.00</u> | <u>0.00</u> | * Source of Revenue |
| Interest On Investments | | | | | | | |
| 60-151100-1 | INTEREST-CAP PROJ | 0.00 | 58.08 | 50.00 | (8.08) | 116.16 | 60-1511 |
| | 1511 Interest On Investments | <u>\$0.00</u> | <u>58.08</u> | <u>50.00</u> | <u>(8.08)</u> | <u>116.16</u> | * Source of Revenue |
| Refund-Prior Yr Expenditu | | | | | | | |
| 60-195000-1 | REFUND PRIOR YR EXP | 0.00 | 0.00 | 0.00 | 0.00 | 0.00 | 60-1950 |
| | 1950 Refund-Prior Yr Expenditu | <u>\$0.00</u> | <u>0.00</u> | <u>0.00</u> | <u>0.00</u> | <u>0.00</u> | * Source of Revenue |
| Other Local Revenues | | | | | | | |
| 60-199900-1 | OTHER LOCAL REV CAP PROJ | 0.00 | 0.00 | 0.00 | 0.00 | 0.00 | 60-1999 |
| | 1999 Other Local Revenues | <u>\$0.00</u> | <u>0.00</u> | <u>0.00</u> | <u>0.00</u> | <u>0.00</u> | * Source of Revenue |
| Infrastructure Improv-Planning/Construction | | | | | | | |
| 60-392000-1 | INFRA IMPROVE-PLAN/CONST | 0.00 | 0.00 | 0.00 | 0.00 | 0.00 | 60-3920 |
| | 3920 Infrastructure Improv-Planning/Construction | <u>\$0.00</u> | <u>0.00</u> | <u>0.00</u> | <u>0.00</u> | <u>0.00</u> | * Source of Revenue |
| Transfer from Other Funds for Capital Projects | | | | | | | |
| 60-780000-1 | IEMA/CDB TRANSFER | 0.00 | 0.00 | 0.00 | 0.00 | 0.00 | 60-7800 |
| | 7800 Transfer from Other Funds for Capital Projects | <u>\$0.00</u> | <u>0.00</u> | <u>0.00</u> | <u>0.00</u> | <u>0.00</u> | * Source of Revenue |
| | 60 Capital Projects Fund or Fund Group | <u>\$0.00</u> | <u>\$58.08</u> | <u>\$50.00</u> | <u>(\$8.08)</u> | <u>116.16</u> | Fund |

00

Revenue Report

Printed: 6/6/2013 9:48 AM

PUTNAM COUNTY CUSD #535

| Working Cash Fund 70 | | | | | | | |
|--|---|-------------------|---------------------------------|--------------------|------------------------------|----------------|----------------------|
| Source of Revenue | | 1112 | Bond and Interest Purposes Levy | | | | |
| Source of Revenue | | | | | | | |
| Account | Description | M.T.D. Revenue | Y.T.D. Revenue | Revenue Budget | Budget Balance Revenue | % of Budget | State Account Number |
| Bond and Interest Purposes Levy | | | | | | | |
| 70-111200-1 | FIRST PRIOR YR WRKG CASH | 0.00 | 51,480.24 | 51,500.23 | 19.99 | 99.96 | 70-1112 |
| | 1112 Bond and Interest Purposes Levy | <u>\$0.00</u> | <u>51,480.24</u> | <u>51,500.23</u> | <u>19.99</u> | <u>99.96</u> | * Source of Revenue |
| Interest On Investments | | | | | | | |
| 70-151100-1 | WC-INT | 338.21 | 10,770.98 | 15,000.00 | 4,229.02 | 71.81 | 70-1511 |
| | 1511 Interest On Investments | <u>\$338.21</u> | <u>10,770.98</u> | <u>15,000.00</u> | <u>4,229.02</u> | <u>71.81</u> | * Source of Revenue |
| Sale Of Bonds | | | | | | | |
| 70-721000-1 | PRINCIPAL ON BONDS SOLD | 0.00 | 0.00 | 0.00 | 0.00 | 0.00 | 70-7210 |
| | 7210 Sale Of Bonds | <u>\$0.00</u> | <u>0.00</u> | <u>0.00</u> | <u>0.00</u> | <u>0.00</u> | * Source of Revenue |
| | 70 Working Cash Fund | <u>\$338.21</u> | <u>\$62,251.22</u> | <u>\$66,500.23</u> | <u>\$4,249.01</u> | <u>93.61</u> | Fund |

39

Revenue Report

Printed: 6/6/2013 9:48 AM

PUTNAM COUNTY CUSD #535

| Tort Immunity and Judgment Fund 80 | | | | | | | |
|--|---|-------------------|---------------------------------|-------------------|------------------------------|----------------|----------------------|
| Source of Revenue | | 1112 | Bond and Interest Purposes Levy | | | | |
| Source of Revenue | | | | | | | |
| Account | Description | M.T.D. Revenue | Y.T.D. Revenue | Revenue Budget | Budget Balance Revenue | % of Budget | State Account Number |
| Bond and Interest Purposes Levy | | | | | | | |
| 80-111200-1 | FIRST PRIOR YEAR LEVY | 0.00 | 0.00 | 0.00 | 0.00 | 0.00 | 80-1112 |
| | 1112 Bond and Interest Purposes Levy | <u>\$0.00</u> | <u>0.00</u> | <u>0.00</u> | <u>0.00</u> | <u>0.00</u> | * Source of Revenue |
| Interest On Investments | | | | | | | |
| 80-151100-1 | TORT-INTEREST | 40.26 | 905.38 | 1,500.00 | 594.62 | 60.36 | 80-1511 |
| | 1511 Interest On Investments | <u>\$40.26</u> | <u>905.38</u> | <u>1,500.00</u> | <u>594.62</u> | <u>60.36</u> | * Source of Revenue |
| Refund-Prior Yr Expenditu | | | | | | | |
| 80-195000-1 | REFUND PRIOR YR EXP | 0.00 | 0.00 | 0.00 | 0.00 | 0.00 | 80-1950 |
| | 1950 Refund-Prior Yr Expenditu | <u>\$0.00</u> | <u>0.00</u> | <u>0.00</u> | <u>0.00</u> | <u>0.00</u> | * Source of Revenue |
| Other Local Revenues | | | | | | | |
| 80-199900-1 | OTHER LOCAL REVENUE | 0.00 | 448.80 | 0.00 | (448.80) | 0.00 | 80-1999 |
| | 1999 Other Local Revenues | <u>\$0.00</u> | <u>448.80</u> | <u>0.00</u> | <u>(448.80)</u> | <u>0.00</u> | * Source of Revenue |
| | 80 Tort Immunity and Judgment Fund | <u>\$40.26</u> | <u>\$1,354.18</u> | <u>\$1,500.00</u> | <u>\$145.82</u> | <u>90.28</u> | Fund |

40

Revenue Report

Printed: 6/6/2013 9:48 AM

PUTNAM COUNTY CUSD #535

| Fire Prevention/Life Safety 90 | | | | | | | |
|---|--|----------------------------|---------------------------------|------------------------------|----------------------------|----------------------|----------------------|
| Source of Revenue | | 1112 | Bond and Interest Purposes Levy | | | | |
| Source of Revenue | | | | | | | |
| Account | Description | M.T.D. Revenue | Y.T.D. Revenue | Revenue Budget | Budget Balance Revenue | % of Budget | State Account Number |
| Bond and Interest Purposes Levy | | | | | | | |
| 90-111200-1 | FIRST PRIOR YEAR LEVY L/ | 0.00 | 57,740.61 | 57,774.55 | 33.94 | 99.94 | 90-1112 |
| | 1112 Bond and Interest Purposes Levy | <u>\$0.00</u> | <u>57,740.61</u> | <u>57,774.55</u> | <u>33.94</u> | <u>99.94</u> | * Source of Revenue |
| Corp Pers Prop Repl Tax | | | | | | | |
| 90-123000-1 | L/S CORP REPL TAX | 0.00 | 0.00 | 0.00 | 0.00 | 0.00 | 90-1230 |
| | 1230 Corp Pers Prop Repl Tax | <u>\$0.00</u> | <u>0.00</u> | <u>0.00</u> | <u>0.00</u> | <u>0.00</u> | * Source of Revenue |
| Interest On Investments | | | | | | | |
| 90-151100-1 | LS-INT ON INVESTMENTS | 157.92 | 1,688.09 | 2,000.00 | 311.91 | 84.40 | 90-1511 |
| | 1511 Interest On Investments | <u>\$157.92</u> | <u>1,688.09</u> | <u>2,000.00</u> | <u>311.91</u> | <u>84.40</u> | * Source of Revenue |
| Other Local Revenues | | | | | | | |
| 90-199900-1 | OTHER REVENUE | 0.00 | 0.00 | 0.00 | 0.00 | 0.00 | 90-1999 |
| | 1999 Other Local Revenues | <u>\$0.00</u> | <u>0.00</u> | <u>0.00</u> | <u>0.00</u> | <u>0.00</u> | * Source of Revenue |
| Permanent Transfer of Working Cash Fund Interest | | | | | | | |
| 90-712000-1 | TRANSFER FROM W/C | 0.00 | 0.00 | 0.00 | 0.00 | 0.00 | 90-7120 |
| | 7120 Permanent Transfer of Working Cash Fund Interest | <u>\$0.00</u> | <u>0.00</u> | <u>0.00</u> | <u>0.00</u> | <u>0.00</u> | * Source of Revenue |
| Sale Of Bonds | | | | | | | |
| 90-721000-1 | SALE OF BONDS | 0.00 | 0.00 | 0.00 | 0.00 | 0.00 | 90-7210 |
| | 7210 Sale Of Bonds | <u>\$0.00</u> | <u>0.00</u> | <u>0.00</u> | <u>0.00</u> | <u>0.00</u> | * Source of Revenue |
| | 90 Fire Prevention/Life Safety | <u>\$157.92</u> | <u>\$59,428.70</u> | <u>\$59,774.55</u> | <u>\$345.85</u> | <u>99.42</u> | Fund |
| | Report Total: | <u><u>\$876,984.63</u></u> | <u><u>\$9,408,241.33</u></u> | <u><u>\$9,012,072.65</u></u> | <u><u>(396,168.68)</u></u> | <u><u>104.40</u></u> | |

Expenditure Report

Printed: 6/6/2013 10:01 AM

PUTNAM COUNTY CUSD #535

| Education Fund 10 | | | | | | | | |
|-------------------|------------------------|--------------------|--------------------|-----------------|---------------------|-------------------|----------------|----------------------|
| Function | 1000 | Instruction | | | | | | |
| Function | 1110 | Elementary | | | | | | |
| Object | 100 | Salaries | | | | | | |
| Account | Description | M.T.D. Activity | Y.T.D. Activity | Open Encumb. | Current Budget | Budget Balance | % of Budget | State Account Number |
| 100 | Salaries | 39,645.02 | 445,074.04 | 0.00 | 482,600.00 | 37,525.96 | 92.22 | |
| 200 | Employee Benefits | 10,262.97 | 103,510.53 | 0.00 | 101,000.00 | (2,510.53) | 102.49 | |
| 300 | Purchased Services | 422.80 | 15,043.59 | 0.00 | 18,000.00 | 2,956.41 | 83.58 | |
| 400 | Supplies And Materials | 0.00 | 10,490.90 | 1,077.17 | 10,400.00 | (1,168.07) | 111.23 | |
| 500 | Capital Outlay | 3,454.25 | 62,363.60 | 0.00 | 78,000.00 | 15,636.40 | 79.95 | |
| 1110 | Elementary | 53,785.04 | 636,482.66 | 1,077.17 | 690,000.00 | 52,440.17 | 92.40 | ** Function |
| 100 | Salaries | 35,325.20 | 391,057.58 | 0.00 | 443,000.00 | 51,942.42 | 88.27 | |
| 200 | Employee Benefits | 9,665.63 | 93,266.90 | 0.00 | 123,000.00 | 29,733.10 | 75.83 | |
| 300 | Purchased Services | 490.84 | 4,963.65 | 0.00 | 8,000.00 | 3,036.35 | 62.05 | |
| 400 | Supplies And Materials | 0.00 | 13,606.42 | 119.61 | 13,800.00 | 73.97 | 99.46 | |
| 500 | Capital Outlay | 0.00 | 0.00 | 0.00 | 500.00 | 500.00 | 0.00 | |
| 1111 | Primary | 45,481.67 | 502,894.55 | 119.61 | 588,300.00 | 85,285.84 | 85.50 | ** Function |
| 100 | Salaries | 40,784.04 | 430,693.23 | 0.00 | 491,000.00 | 60,306.77 | 87.72 | |
| 200 | Employee Benefits | 9,364.85 | 91,249.82 | 0.00 | 113,000.00 | 21,750.18 | 80.75 | |
| 300 | Purchased Services | 887.18 | 6,885.79 | 0.00 | 9,000.00 | 2,114.21 | 76.51 | |
| 400 | Supplies And Materials | 8,648.06 | 50,078.61 | 563.82 | 44,300.00 | (6,342.43) | 114.32 | |
| 500 | Capital Outlay | 0.00 | 2,000.00 | 0.00 | 1,000.00 | (1,000.00) | 200.00 | |
| 600 | Other Objects | 740.00 | 815.00 | 0.00 | 1,500.00 | 685.00 | 54.33 | |
| 1112 | Junior High | 60,424.13 | 581,722.45 | 563.82 | 659,800.00 | 77,513.73 | 88.25 | ** Function |
| 100 | Salaries | 61,488.37 | 662,189.93 | 0.00 | 750,179.00 | 87,989.07 | 88.27 | |
| 200 | Employee Benefits | 19,380.98 | 196,007.56 | 0.00 | 225,000.00 | 28,992.44 | 87.11 | |
| 300 | Purchased Services | 819.31 | 7,595.11 | 0.00 | 9,900.00 | 2,304.89 | 76.72 | |
| 400 | Supplies And Materials | 17,691.52 | 79,519.42 | 8,599.17 | 112,350.00 | 24,231.41 | 78.43 | |
| 500 | Capital Outlay | 0.00 | 0.00 | 0.00 | 2,000.00 | 2,000.00 | 0.00 | |
| 600 | Other Objects | 0.00 | 0.00 | 0.00 | 1,500.00 | 1,500.00 | 0.00 | |
| 1113 | High School | 99,380.18 | 945,312.02 | 8,599.17 | 1,100,929.00 | 147,017.81 | 86.65 | ** Function |
| 100 | Salaries | 0.00 | 0.00 | 0.00 | 0.00 | 0.00 | 0.00 | |
| 200 | Employee Benefits | 0.00 | 0.00 | 0.00 | 0.00 | 0.00 | 0.00 | |
| 300 | Purchased Services | 0.00 | 0.00 | 0.00 | 0.00 | 0.00 | 0.00 | |
| 1114 | Reading Imp | 0.00 | 0.00 | 0.00 | 0.00 | 0.00 | 0.00 | ** Function |
| 100 | Salaries | 10,025.00 | 105,125.24 | 0.00 | 126,000.00 | 20,874.76 | 83.43 | |
| 200 | Employee Benefits | 3,315.91 | 33,844.20 | 0.00 | 42,000.00 | 8,155.80 | 80.58 | |
| 300 | Purchased Services | 105.28 | 2,189.27 | 0.00 | 3,750.00 | 1,560.73 | 58.38 | |

42

Expenditure Report

Printed: 6/6/2013 10:01 AM

PUTNAM COUNTY CUSD #535

| Education Fund 10 | | | | | | | | |
|-------------------|------------------------------------|------------------------|--------------------|-----------------|-------------------|-------------------|----------------|----------------------|
| Function | 1000 | Instruction | | | | | | |
| Function | 1115 | MUSIC | | | | | | |
| Object | 400 | Supplies And Materials | | | | | | |
| Account | Description | M.T.D. Activity | Y.T.D. Activity | Open Encumb. | Current Budget | Budget Balance | % of Budget | State Account Number |
| 400 | Supplies And Materials | 321.05 | 4,075.71 | 213.15 | 5,620.00 | 1,331.14 | 76.31 | |
| 500 | Capital Outlay | 599.00 | 599.00 | 0.00 | 1,000.00 | 401.00 | 59.90 | |
| 600 | Other Objects | 0.00 | 400.00 | 0.00 | 1,000.00 | 600.00 | 40.00 | |
| 1115 | MUSIC | 14,366.24 | 146,233.42 | 213.15 | 179,370.00 | 32,923.43 | 81.64 | ** Function |
| 100 | Salaries | 0.00 | 0.00 | 0.00 | 0.00 | 0.00 | 0.00 | |
| 400 | Supplies And Materials | 0.00 | 0.00 | 7,000.00 | 6,000.00 | (1,000.00) | 116.67 | |
| 1116 | Accel Reader | 0.00 | 0.00 | 7,000.00 | 6,000.00 | (1,000.00) | 116.67 | ** Function |
| 100 | Salaries | 9,689.00 | 120,371.09 | 0.00 | 124,300.00 | 3,928.91 | 96.84 | |
| 200 | Employee Benefits | 1,400.27 | 13,098.67 | 0.00 | 19,600.00 | 6,501.33 | 66.83 | |
| 300 | Purchased Services | 30.55 | 1,281.71 | 0.00 | 1,700.00 | 418.29 | 75.39 | |
| 400 | Supplies And Materials | 1,051.51 | 7,578.38 | 1,336.58 | 11,300.00 | 2,385.04 | 78.89 | |
| 500 | Capital Outlay | 0.00 | 663.07 | 162.10 | 670.00 | (155.17) | 123.16 | |
| 1125 | Pre-K Programs | 12,171.33 | 142,992.92 | 1,498.68 | 157,570.00 | 13,078.40 | 91.70 | ** Function |
| 600 | Other Objects | 0.00 | 0.00 | 0.00 | 0.00 | 0.00 | 0.00 | |
| 1203 | Emh Handicapped lighted way | 0.00 | 0.00 | 0.00 | 0.00 | 0.00 | 0.00 | ** Function |
| 100 | Salaries | 0.00 | 760.00 | 0.00 | 2,500.00 | 1,740.00 | 30.40 | |
| 200 | Employee Benefits | 0.00 | 91.75 | 0.00 | 325.00 | 233.25 | 28.23 | |
| 300 | Purchased Services | 5,068.22 | 46,480.95 | 0.00 | 83,000.00 | 36,519.05 | 56.00 | |
| 400 | Supplies And Materials | 0.00 | 0.00 | 0.00 | 0.00 | 0.00 | 0.00 | |
| 1204 | Physically Hndcap Homebound | 5,068.22 | 47,332.70 | 0.00 | 85,825.00 | 38,492.30 | 55.15 | ** Function |
| 300 | Purchased Services | 0.00 | 226.60 | 0.00 | 1,200.00 | 973.40 | 18.88 | |
| 1206 | Visually Impaired (Vi) | 0.00 | 226.60 | 0.00 | 1,200.00 | 973.40 | 18.88 | ** Function |
| 100 | Salaries | 0.00 | 0.00 | 0.00 | 0.00 | 0.00 | 0.00 | |
| 200 | Employee Benefits | 0.00 | 0.00 | 0.00 | 0.00 | 0.00 | 0.00 | |
| 300 | Purchased Services | 0.00 | 250.10 | 0.00 | 1,200.00 | 949.90 | 20.84 | |
| 400 | Supplies And Materials | 0.00 | 0.00 | 0.00 | 0.00 | 0.00 | 0.00 | |
| 500 | Capital Outlay | 0.00 | 0.00 | 0.00 | 0.00 | 0.00 | 0.00 | |
| 1207 | Hard Of Hearing (Hh) | 0.00 | 250.10 | 0.00 | 1,200.00 | 949.90 | 20.84 | ** Function |
| 100 | Salaries | 3,783.87 | 42,482.25 | 0.00 | 46,000.00 | 3,517.75 | 92.35 | |
| 200 | Employee Benefits | 1,083.96 | 10,796.82 | 0.00 | 12,230.00 | 1,433.18 | 88.28 | |
| 300 | Purchased Services | 0.00 | 36,761.29 | 0.00 | 42,200.00 | 5,438.71 | 87.11 | |
| 400 | Supplies And Materials | 0.00 | 172.58 | 0.00 | 650.00 | 477.42 | 26.55 | |

43

Expenditure Report

Printed: 6/6/2013 10:01 AM

PUTNAM COUNTY CUSD #535

| Education Fund 10 | | | | | | | | |
|-------------------|---|------------------------|--------------------|-----------------|-------------------|-------------------|----------------|----------------------|
| Function | 1000 | Instruction | | | | | | |
| Function | 1210 | Speech & Lang.Impaired | | | | | | |
| Object | 400 | Supplies And Materials | | | | | | |
| Account | Description | M.T.D. Activity | Y.T.D. Activity | Open Encumb. | Current Budget | Budget Balance | % of Budget | State Account Number |
| 1210 | Speech & Lang.Impaired | 4,867.83 | 90,212.94 | 0.00 | 101,080.00 | 10,867.06 | 89.25 | ** Function |
| 100 | Salaries | 0.00 | 0.00 | 0.00 | 0.00 | 0.00 | 0.00 | |
| 200 | Employee Benefits | 0.00 | 0.00 | 0.00 | 0.00 | 0.00 | 0.00 | |
| 300 | Purchased Services | 0.00 | 0.00 | 0.00 | 0.00 | 0.00 | 0.00 | |
| 400 | Supplies And Materials | 0.00 | 0.00 | 0.00 | 0.00 | 0.00 | 0.00 | |
| 1214 | PRESCHOOL | 0.00 | 0.00 | 0.00 | 0.00 | 0.00 | 0.00 | ** Function |
| 100 | Salaries | 0.00 | 0.00 | 0.00 | 0.00 | 0.00 | 0.00 | |
| 200 | Employee Benefits | 0.00 | 0.00 | 0.00 | 0.00 | 0.00 | 0.00 | |
| 300 | Purchased Services | 0.00 | 0.00 | 0.00 | 0.00 | 0.00 | 0.00 | |
| 400 | Supplies And Materials | 0.00 | 0.00 | 0.00 | 0.00 | 0.00 | 0.00 | |
| 1219 | Pre Kind EARLY CHILDHOOD | 0.00 | 0.00 | 0.00 | 0.00 | 0.00 | 0.00 | ** Function |
| 100 | Salaries | 59,428.24 | 636,206.71 | 0.00 | 750,000.00 | 113,793.29 | 84.83 | |
| 200 | Employee Benefits | 10,015.61 | 99,981.53 | 0.00 | 127,000.00 | 27,018.47 | 78.73 | |
| 300 | Purchased Services | 85.46 | 272.28 | 0.00 | 2,000.00 | 1,727.72 | 13.61 | |
| 400 | Supplies And Materials | 1,525.46 | 13,406.24 | 714.30 | 52,800.00 | 38,679.46 | 26.74 | |
| 500 | Capital Outlay | 0.00 | 0.00 | 0.00 | 0.00 | 0.00 | 0.00 | |
| 1220 | Cross-Categorical (Cc) | 71,054.77 | 749,866.76 | 714.30 | 931,800.00 | 181,218.94 | 80.55 | ** Function |
| 100 | Salaries | 0.00 | 0.00 | 0.00 | 0.00 | 0.00 | 0.00 | |
| 200 | Employee Benefits | 0.00 | 0.00 | 0.00 | 0.00 | 0.00 | 0.00 | |
| 300 | Purchased Services | 0.00 | 0.00 | 0.00 | 0.00 | 0.00 | 0.00 | |
| 400 | Supplies And Materials | 0.00 | 0.00 | 0.00 | 0.00 | 0.00 | 0.00 | |
| 500 | Capital Outlay | 0.00 | 0.00 | 0.00 | 0.00 | 0.00 | 0.00 | |
| 1222 | MI | 0.00 | 0.00 | 0.00 | 0.00 | 0.00 | 0.00 | ** Function |
| 100 | Salaries | 4,459.32 | 50,780.05 | 0.00 | 54,200.00 | 3,419.95 | 93.69 | |
| 200 | Employee Benefits | 967.49 | 9,528.34 | 0.00 | 13,800.00 | 4,271.66 | 69.05 | |
| 300 | Purchased Services | 0.00 | 0.00 | 0.00 | 0.00 | 0.00 | 0.00 | |
| 400 | Supplies And Materials | 0.00 | 140.64 | 0.00 | 1,220.00 | 1,079.36 | 11.53 | |
| 1225 | Special Education Programs Pre-K | 5,426.81 | 60,449.03 | 0.00 | 69,220.00 | 8,770.97 | 87.33 | ** Function |
| 100 | Salaries | 8,286.07 | 93,131.71 | 0.00 | 103,980.00 | 10,848.29 | 89.57 | |
| 200 | Employee Benefits | 2,244.25 | 40,102.46 | 0.00 | 54,000.00 | 13,897.54 | 74.26 | |
| 300 | Purchased Services | 1,050.00 | 8,347.71 | 270.00 | 9,921.00 | 1,303.29 | 86.86 | |
| 400 | Supplies And Materials | 725.00 | 1,182.92 | 224.94 | 500.00 | (907.86) | 281.57 | |

44

Expenditure Report

Printed: 6/6/2013 10:01 AM

PUTNAM COUNTY CUSD #535

| | | |
|--------------------------|------|---|
| Education Fund 10 | | |
| Function | 1000 | Instruction |
| Function | 1250 | Remedial and Supplemental Programs K-12 |
| Object | 400 | Supplies And Materials |

| Account | Description | M.T.D. Activity | Y.T.D. Activity | Open Encumb. | Current Budget | Budget Balance | % of Budget | State Account Number |
|-------------|--|--------------------|--------------------|-----------------|-------------------|-------------------|----------------|----------------------|
| 1250 | Remedial and Supplemental Programs K-12 | 12,305.32 | 142,764.80 | 494.94 | 168,401.00 | 25,141.26 | 85.07 | ** Function |
| 100 | Salaries | 3,023.48 | 34,552.37 | 0.00 | 43,000.00 | 8,447.63 | 80.35 | |
| 200 | Employee Benefits | 1,023.29 | 10,184.48 | 0.00 | 11,700.00 | 1,515.52 | 87.05 | |
| 300 | Purchased Services | 0.00 | 927.47 | 0.00 | 3,500.00 | 2,572.53 | 26.50 | |
| 400 | Supplies And Materials | 0.00 | 8,334.80 | 906.28 | 7,400.00 | (1,841.08) | 124.88 | |
| 500 | Capital Outlay | 0.00 | 0.00 | 0.00 | 0.00 | 0.00 | 0.00 | |
| 600 | Other Objects | 0.00 | 0.00 | 0.00 | 500.00 | 500.00 | 0.00 | |
| 1401 | VOCATIONAL AG | 4,046.77 | 53,999.12 | 906.28 | 66,100.00 | 11,194.60 | 83.06 | ** Function |
| 100 | Salaries | 2,933.40 | 34,803.15 | 0.00 | 40,100.00 | 5,296.85 | 86.79 | |
| 200 | Employee Benefits | 1,481.22 | 15,174.05 | 0.00 | 17,100.00 | 1,925.95 | 88.74 | |
| 300 | Purchased Services | 0.00 | 0.00 | 0.00 | 0.00 | 0.00 | 0.00 | |
| 400 | Supplies And Materials | 1,427.29 | 5,266.31 | 0.00 | 5,662.00 | 395.69 | 93.01 | |
| 500 | Capital Outlay | 0.00 | 0.00 | 0.00 | 0.00 | 0.00 | 0.00 | |
| 1402 | INDUSTRIAL ARTS | 5,841.91 | 55,243.51 | 0.00 | 62,862.00 | 7,618.49 | 87.88 | ** Function |
| 100 | Salaries | 4,530.00 | 40,911.30 | 0.00 | 45,900.00 | 4,988.70 | 89.13 | |
| 200 | Employee Benefits | 1,346.40 | 12,117.60 | 0.00 | 15,500.00 | 3,382.40 | 78.18 | |
| 300 | Purchased Services | 0.00 | 263.20 | 0.00 | 1,500.00 | 1,236.80 | 17.55 | |
| 400 | Supplies And Materials | 0.00 | 0.00 | 0.00 | 0.00 | 0.00 | 0.00 | |
| 500 | Capital Outlay | 0.00 | 0.00 | 0.00 | 0.00 | 0.00 | 0.00 | |
| 1407 | BUSINESS ED | 5,876.40 | 53,292.10 | 0.00 | 62,900.00 | 9,607.90 | 84.73 | ** Function |
| 100 | Salaries | 2,313.09 | 29,052.21 | 0.00 | 31,300.00 | 2,247.79 | 92.82 | |
| 200 | Employee Benefits | 605.94 | 5,956.06 | 0.00 | 8,350.00 | 2,393.94 | 71.33 | |
| 300 | Purchased Services | 0.00 | 528.75 | 0.00 | 1,000.00 | 471.25 | 52.88 | |
| 400 | Supplies And Materials | 0.00 | 0.00 | 0.00 | 300.00 | 300.00 | 0.00 | |
| 1459 | CO-OP PROGRAM | 2,919.03 | 35,537.02 | 0.00 | 40,950.00 | 5,412.98 | 86.78 | ** Function |
| 100 | Salaries | 8,470.43 | 99,537.09 | 0.00 | 118,200.00 | 18,662.91 | 84.21 | |
| 200 | Employee Benefits | 525.91 | 3,757.56 | 0.00 | 6,200.00 | 2,442.44 | 60.61 | |
| 300 | Purchased Services | 3,435.00 | 19,792.80 | 0.00 | 35,400.00 | 15,607.20 | 55.91 | |
| 400 | Supplies And Materials | 761.80 | 14,857.16 | 1,162.70 | 16,500.00 | 480.14 | 97.09 | |
| 500 | Capital Outlay | 0.00 | 1,339.09 | 0.00 | 6,000.00 | 4,660.91 | 22.32 | |
| 600 | Other Objects | 100.00 | 8,852.35 | 0.00 | 9,200.00 | 347.65 | 96.22 | |
| 1501 | ATHLETICS | 13,293.14 | 148,136.05 | 1,162.70 | 191,500.00 | 42,201.25 | 77.96 | ** Function |
| 100 | Salaries | 0.00 | 5,012.50 | 0.00 | 0.00 | (5,012.50) | 0.00 | |

45

Expenditure Report

Printed: 6/6/2013 10:01 AM

PUTNAM COUNTY CUSD #535

| Education Fund 10 | | | | | | | | |
|-------------------|--|--------------------|--------------------|-----------------|-------------------|-------------------|----------------|----------------------|
| Function | 1000 | Instruction | | | | | | |
| Function | 1502 | Music | | | | | | |
| Object | 200 | Employee Benefits | | | | | | |
| Account | Description | M.T.D. Activity | Y.T.D. Activity | Open Encumb. | Current Budget | Budget Balance | % of Budget | State Account Number |
| 200 | Employee Benefits | 0.00 | 1,690.70 | 0.00 | 0.00 | (1,690.70) | 0.00 | |
| 300 | Purchased Services | 0.00 | 0.00 | 0.00 | 0.00 | 0.00 | 0.00 | |
| 400 | Supplies And Materials | 0.00 | 0.00 | 0.00 | 0.00 | 0.00 | 0.00 | |
| 500 | Capital Outlay | 0.00 | 0.00 | 0.00 | 0.00 | 0.00 | 0.00 | |
| 600 | Other Objects | 0.00 | 0.00 | 0.00 | 0.00 | 0.00 | 0.00 | |
| 1502 | Music | 0.00 | 6,703.20 | 0.00 | 0.00 | (6,703.20) | 0.00 | ** Function |
| 100 | Salaries | 2,379.01 | 26,059.65 | 0.00 | 26,000.00 | (59.65) | 100.23 | |
| 200 | Employee Benefits | 193.68 | 1,322.21 | 0.00 | 2,000.00 | 677.79 | 66.11 | |
| 300 | Purchased Services | 0.00 | 0.00 | 0.00 | 1,500.00 | 1,500.00 | 0.00 | |
| 400 | Supplies And Materials | 1,843.91 | 2,654.91 | 0.00 | 6,300.00 | 3,645.09 | 42.14 | |
| 600 | Other Objects | 0.00 | 0.00 | 0.00 | 50.00 | 50.00 | 0.00 | |
| 1540 | EXTRA CURRICULAR | 4,416.60 | 30,036.77 | 0.00 | 35,850.00 | 5,813.23 | 83.78 | ** Function |
| 100 | Salaries | 0.00 | 12,369.38 | 0.00 | 16,000.00 | 3,630.62 | 77.31 | |
| 200 | Employee Benefits | 0.00 | 2,822.01 | 0.00 | 3,200.00 | 377.99 | 88.19 | |
| 300 | Purchased Services | 0.00 | 0.00 | 0.00 | 0.00 | 0.00 | 0.00 | |
| 400 | Supplies And Materials | 0.00 | 81.30 | 0.00 | 250.00 | 168.70 | 32.52 | |
| 1600 | Summer School | 0.00 | 15,272.69 | 0.00 | 19,450.00 | 4,177.31 | 78.52 | ** Function |
| 400 | Supplies And Materials | 0.00 | 0.00 | 0.00 | 0.00 | 0.00 | 0.00 | |
| 1650 | Gifted Programs | 0.00 | 0.00 | 0.00 | 0.00 | 0.00 | 0.00 | ** Function |
| 100 | Salaries | 2,215.27 | 25,299.39 | 0.00 | 28,280.00 | 2,980.61 | 89.46 | |
| 200 | Employee Benefits | 1,048.30 | 10,522.91 | 0.00 | 10,550.00 | 27.09 | 99.74 | |
| 300 | Purchased Services | 4,827.77 | 7,655.85 | 0.00 | 7,800.00 | 144.15 | 98.15 | |
| 400 | Supplies And Materials | 0.00 | 0.00 | 0.00 | 100.00 | 100.00 | 0.00 | |
| 1700 | Drivers Education Program | 8,091.34 | 43,478.15 | 0.00 | 46,730.00 | 3,251.85 | 93.04 | ** Function |
| 100 | Salaries | 0.00 | 315.66 | 0.00 | 520.00 | 204.34 | 60.70 | |
| 300 | Purchased Services | 0.00 | 130.00 | 0.00 | 580.00 | 450.00 | 22.41 | |
| 400 | Supplies And Materials | 0.00 | 22.00 | 0.00 | 3,457.00 | 3,435.00 | 0.64 | |
| 500 | Capital Outlay | 0.00 | 0.00 | 0.00 | 0.00 | 0.00 | 0.00 | |
| 1800 | Bilingual Programs | 0.00 | 467.66 | 0.00 | 4,557.00 | 4,089.34 | 10.26 | ** Function |
| 600 | Other Objects | 7,748.43 | 56,366.03 | 0.00 | 67,000.00 | 10,633.97 | 84.13 | |
| 1912 | Special Education Programs K-12 - Private Tuition | 7,748.43 | 56,366.03 | 0.00 | 67,000.00 | 10,633.97 | 84.13 | ** Function |
| 1000 | Instruction | \$436,565.16 | 4,545,273.25 | 22,349.82 | 5,338,594.00 | 770,970.93 | 85.56 | * Function |

46

Expenditure Report

Printed: 6/6/2013 10:01 AM

PUTNAM COUNTY CUSD #535

| Education Fund 10 | | | | | | | | |
|-------------------|---------------------------------|-------------------------|--------------------|-----------------|-------------------|-------------------|----------------|----------------------|
| Function | 2000 | Support Services | | | | | | |
| Function | 2110 | Attendance/Soc Wrk Serv | | | | | | |
| Object | 100 | Salaries | | | | | | |
| Account | Description | M.T.D. Activity | Y.T.D. Activity | Open Encumb. | Current Budget | Budget Balance | % of Budget | State Account Number |
| 100 | Salaries | 10,382.94 | 112,802.33 | 0.00 | 120,400.00 | 7,597.67 | 93.69 | |
| 200 | Employee Benefits | 2,348.80 | 24,864.35 | 0.00 | 26,500.00 | 1,635.65 | 93.83 | |
| 300 | Purchased Services | 41.32 | 830.47 | 0.00 | 1,500.00 | 669.53 | 55.36 | |
| 400 | Supplies And Materials | 203.44 | 790.85 | 0.00 | 1,170.00 | 379.15 | 67.59 | |
| 500 | Capital Outlay | 0.00 | 0.00 | 0.00 | 0.00 | 0.00 | 0.00 | |
| 600 | Other Objects | 0.00 | 135.00 | 0.00 | 200.00 | 65.00 | 67.50 | |
| 2110 | Attendance/Soc Wrk Serv | 12,976.50 | 139,423.00 | 0.00 | 149,770.00 | 10,347.00 | 93.09 | ** Function |
| 100 | Salaries | 5,034.83 | 55,295.11 | 0.00 | 60,500.00 | 5,204.89 | 91.40 | |
| 200 | Employee Benefits | 1,317.37 | 13,087.72 | 0.00 | 14,300.00 | 1,212.28 | 91.52 | |
| 300 | Purchased Services | 0.00 | 777.14 | 0.00 | 1,350.00 | 572.86 | 57.57 | |
| 400 | Supplies And Materials | 0.00 | 375.65 | 0.00 | 450.00 | 74.35 | 83.48 | |
| 500 | Capital Outlay | 0.00 | 0.00 | 0.00 | 0.00 | 0.00 | 0.00 | |
| 600 | Other Objects | 0.00 | 0.00 | 0.00 | 100.00 | 100.00 | 0.00 | |
| 2120 | Guidance Services | 6,352.20 | 69,535.62 | 0.00 | 76,700.00 | 7,164.38 | 90.66 | ** Function |
| 100 | Salaries | 3,033.27 | 28,061.67 | 0.00 | 36,000.00 | 7,938.33 | 77.95 | |
| 200 | Employee Benefits | 700.02 | 8,462.42 | 0.00 | 8,900.00 | 437.58 | 95.08 | |
| 300 | Purchased Services | 343.78 | 1,377.99 | 0.00 | 1,600.00 | 222.01 | 86.12 | |
| 400 | Supplies And Materials | 48.00 | 1,095.35 | 254.65 | 1,350.00 | 0.00 | 100.00 | |
| 2134 | Nurse Services | 4,125.07 | 38,997.43 | 254.65 | 47,850.00 | 8,597.92 | 82.03 | ** Function |
| 100 | Salaries | 5,549.12 | 61,059.82 | 0.00 | 66,300.00 | 5,240.18 | 92.10 | |
| 200 | Employee Benefits | 249.91 | 2,649.73 | 0.00 | 3,300.00 | 650.27 | 80.29 | |
| 300 | Purchased Services | 183.77 | 2,061.77 | 0.00 | 2,650.00 | 588.23 | 77.80 | |
| 400 | Supplies And Materials | 0.00 | 690.37 | 0.00 | 1,800.00 | 1,109.63 | 38.35 | |
| 500 | Capital Outlay | 0.00 | 0.00 | 0.00 | 0.00 | 0.00 | 0.00 | |
| 600 | Other Objects | 0.00 | 0.00 | 0.00 | 0.00 | 0.00 | 0.00 | |
| 2140 | Psychological Services | 5,982.80 | 66,461.69 | 0.00 | 74,050.00 | 7,588.31 | 89.75 | ** Function |
| 300 | Purchased Services | 459.95 | 6,422.18 | 0.00 | 8,000.00 | 1,577.82 | 80.28 | |
| 400 | Supplies And Materials | 0.00 | 0.00 | 0.00 | 0.00 | 0.00 | 0.00 | |
| 500 | Capital Outlay | 0.00 | 0.00 | 0.00 | 0.00 | 0.00 | 0.00 | |
| 2190 | Other Support Svs Pupils | 459.95 | 6,422.18 | 0.00 | 8,000.00 | 1,577.82 | 80.28 | ** Function |
| 300 | Purchased Services | 0.00 | 0.00 | 0.00 | 0.00 | 0.00 | 0.00 | |
| 400 | Supplies And Materials | 0.00 | 0.00 | 0.00 | 1,000.00 | 1,000.00 | 0.00 | |
| 600 | Other Objects | 0.00 | 0.00 | 0.00 | 0.00 | 0.00 | 0.00 | |

47

Expenditure Report

Printed: 6/6/2013 10:01 AM

PUTNAM COUNTY CUSD #535

| Education Fund 10 | | | | | | | | |
|-------------------|---------------------------------|--------------------|--------------------|-----------------|-------------------|-------------------|----------------|----------------------|
| Function | 2000 | Support Services | | | | | | |
| Function | 2191 | OTHER SUPPORT | | | | | | |
| Object | 600 | Other Objects | | | | | | |
| Account | Description | M.T.D. Activity | Y.T.D. Activity | Open Encumb. | Current Budget | Budget Balance | % of Budget | State Account Number |
| 2191 | OTHER SUPPORT | 0.00 | 0.00 | 0.00 | 1,000.00 | 1,000.00 | 0.00 | ** Function |
| 300 | Purchased Services | 0.00 | 0.00 | 0.00 | 0.00 | 0.00 | 0.00 | |
| 2192 | TITLE V CHART COUNTS | 0.00 | 0.00 | 0.00 | 0.00 | 0.00 | 0.00 | ** Function |
| 100 | Salaries | 0.00 | 0.00 | 0.00 | 0.00 | 0.00 | 0.00 | |
| 200 | Employee Benefits | 0.00 | 0.00 | 0.00 | 0.00 | 0.00 | 0.00 | |
| 300 | Purchased Services | 0.00 | 0.00 | 0.00 | 0.00 | 0.00 | 0.00 | |
| 400 | Supplies And Materials | 0.00 | 0.00 | 0.00 | 0.00 | 0.00 | 0.00 | |
| 2193 | Title IV | 0.00 | 0.00 | 0.00 | 0.00 | 0.00 | 0.00 | ** Function |
| 100 | Salaries | 1,596.30 | 35,118.40 | 0.00 | 30,900.00 | (4,218.40) | 113.65 | |
| 200 | Employee Benefits | 160.76 | 5,456.16 | 0.00 | 5,000.00 | (456.16) | 109.12 | |
| 300 | Purchased Services | 1,830.00 | 7,149.61 | 2,456.60 | 27,600.00 | 17,993.79 | 34.81 | |
| 400 | Supplies And Materials | 390.44 | 4,645.25 | 0.00 | 4,500.00 | (145.25) | 103.23 | |
| 2210 | EPIC | 3,977.50 | 52,369.42 | 2,456.60 | 68,000.00 | 13,173.98 | 80.63 | ** Function |
| 100 | Salaries | 0.00 | 0.00 | 0.00 | 0.00 | 0.00 | 0.00 | |
| 200 | Employee Benefits | 0.00 | 0.00 | 0.00 | 0.00 | 0.00 | 0.00 | |
| 300 | Purchased Services | 0.00 | 0.00 | 0.00 | 0.00 | 0.00 | 0.00 | |
| 400 | Supplies And Materials | 0.00 | 0.00 | 0.00 | 0.00 | 0.00 | 0.00 | |
| 2215 | TITLE II CLASS REDUCTION | 0.00 | 0.00 | 0.00 | 0.00 | 0.00 | 0.00 | ** Function |
| 300 | Purchased Services | 0.00 | 0.00 | 0.00 | 0.00 | 0.00 | 0.00 | |
| 400 | Supplies And Materials | 0.00 | 0.00 | 0.00 | 0.00 | 0.00 | 0.00 | |
| 500 | Capital Outlay | 0.00 | 0.00 | 0.00 | 0.00 | 0.00 | 0.00 | |
| 2218 | Quality Assurance | 0.00 | 0.00 | 0.00 | 0.00 | 0.00 | 0.00 | ** Function |
| 200 | Employee Benefits | 0.00 | 0.00 | 0.00 | 0.00 | 0.00 | 0.00 | |
| 300 | Purchased Services | 0.00 | 0.00 | 0.00 | 0.00 | 0.00 | 0.00 | |
| 2219 | BLOCK GRANT | 0.00 | 0.00 | 0.00 | 0.00 | 0.00 | 0.00 | ** Function |
| 100 | Salaries | 10,129.16 | 106,916.18 | 0.00 | 126,300.00 | 19,383.82 | 84.65 | |
| 200 | Employee Benefits | 1,151.16 | 11,342.34 | 0.00 | 13,000.00 | 1,657.66 | 87.25 | |
| 300 | Purchased Services | 13.00 | 2,573.85 | 0.00 | 2,400.00 | (173.85) | 107.24 | |
| 400 | Supplies And Materials | 869.38 | 11,915.64 | 1,793.86 | 14,690.00 | 980.50 | 93.33 | |
| 500 | Capital Outlay | 0.00 | 0.00 | 0.00 | 0.00 | 0.00 | 0.00 | |
| 2220 | MEDIA PROGRAM | 12,162.70 | 132,748.01 | 1,793.86 | 156,390.00 | 21,848.13 | 86.03 | ** Function |
| 100 | Salaries | 5,069.63 | 62,849.15 | 0.00 | 60,200.00 | (2,649.15) | 104.40 | |

48

Expenditure Report

Printed: 6/6/2013 10:01 AM

PUTNAM COUNTY CUSD #535

| Education Fund 10 | | | | | | | | |
|-------------------|---------------------------------|--------------------|--------------------|-----------------|-------------------|-------------------|----------------|----------------------|
| Function | 2000 | Support Services | | | | | | |
| Function | 2226 | TECHNOLOGY | | | | | | |
| Object | 200 | Employee Benefits | | | | | | |
| Account | Description | M.T.D. Activity | Y.T.D. Activity | Open Encumb. | Current Budget | Budget Balance | % of Budget | State Account Number |
| 200 | Employee Benefits | 1,299.09 | 12,816.82 | 0.00 | 14,000.00 | 1,183.18 | 91.55 | |
| 300 | Purchased Services | 632.23 | 5,318.62 | 0.00 | 7,500.00 | 2,181.38 | 70.91 | |
| 400 | Supplies And Materials | 0.00 | 3,023.94 | 156.97 | 2,700.00 | (480.91) | 117.81 | |
| 2226 | TECHNOLOGY | 7,000.95 | 84,008.53 | 156.97 | 84,400.00 | 234.50 | 99.72 | ** Function |
| 100 | Salaries | 0.00 | 0.00 | 0.00 | 0.00 | 0.00 | 0.00 | |
| 200 | Employee Benefits | 0.00 | 0.00 | 0.00 | 0.00 | 0.00 | 0.00 | |
| 300 | Purchased Services | 0.00 | 0.00 | 0.00 | 0.00 | 0.00 | 0.00 | |
| 2230 | Assessment/Testing | 0.00 | 0.00 | 0.00 | 0.00 | 0.00 | 0.00 | ** Function |
| 100 | Salaries | 239.71 | 5,255.79 | 0.00 | 5,550.00 | 294.21 | 94.70 | |
| 200 | Employee Benefits | 42.97 | 524.52 | 0.00 | 100.00 | (424.52) | 524.52 | |
| 300 | Purchased Services | 0.00 | 43,107.77 | 0.00 | 43,200.00 | 92.23 | 99.79 | |
| 400 | Supplies And Materials | 3,042.85 | 40,556.58 | 2,344.23 | 37,300.00 | (5,600.81) | 115.02 | |
| 500 | Capital Outlay | 0.00 | 0.00 | 0.00 | 0.00 | 0.00 | 0.00 | |
| 600 | Other Objects | 279.13 | 21,627.62 | 0.00 | 25,000.00 | 3,372.38 | 86.51 | |
| 2310 | Brd Ed Services | 3,604.66 | 111,072.28 | 2,344.23 | 111,150.00 | (2,266.51) | 102.04 | ** Function |
| 100 | Salaries | 7,148.48 | 85,878.89 | 0.00 | 98,314.00 | 12,435.11 | 87.35 | |
| 200 | Employee Benefits | 2,142.48 | 23,545.67 | 0.00 | 26,800.00 | 3,254.33 | 87.86 | |
| 300 | Purchased Services | 993.45 | 8,819.45 | 0.00 | 11,600.00 | 2,780.55 | 76.03 | |
| 400 | Supplies And Materials | 504.54 | 4,823.35 | 33.97 | 7,200.00 | 2,342.68 | 67.46 | |
| 500 | Capital Outlay | 0.00 | 1,198.47 | 0.00 | 1,500.00 | 301.53 | 79.90 | |
| 600 | Other Objects | 0.00 | 812.90 | 0.00 | 1,000.00 | 187.10 | 81.29 | |
| 2320 | Executive Adm. Serv | 10,788.95 | 125,078.73 | 33.97 | 146,414.00 | 21,301.30 | 85.45 | ** Function |
| 100 | Salaries | 35,332.25 | 377,808.11 | 0.00 | 410,500.00 | 32,691.89 | 92.04 | |
| 200 | Employee Benefits | 11,087.98 | 121,961.82 | 0.00 | 132,500.00 | 10,538.18 | 92.05 | |
| 300 | Purchased Services | 455.02 | 7,989.82 | 0.00 | 10,500.00 | 2,510.18 | 76.09 | |
| 400 | Supplies And Materials | 793.77 | 9,804.08 | 603.06 | 12,420.00 | 2,012.86 | 83.79 | |
| 500 | Capital Outlay | 0.00 | 0.00 | 0.00 | 1,000.00 | 1,000.00 | 0.00 | |
| 600 | Other Objects | 0.00 | 1,854.08 | 374.00 | 1,600.00 | (628.08) | 139.26 | |
| 2410 | Office Of Principal Serv | 47,669.02 | 519,417.91 | 977.06 | 568,520.00 | 48,125.03 | 91.54 | ** Function |
| 100 | Salaries | 0.00 | 7,255.73 | 0.00 | 0.00 | (7,255.73) | 0.00 | |
| 200 | Employee Benefits | 0.00 | 739.69 | 0.00 | 0.00 | (739.69) | 0.00 | |
| 300 | Purchased Services | 0.00 | 0.00 | 0.00 | 0.00 | 0.00 | 0.00 | |
| 400 | Supplies And Materials | 0.00 | 0.00 | 0.00 | 0.00 | 0.00 | 0.00 | |

649

Expenditure Report

Printed: 6/6/2013 10:01 AM

PUTNAM COUNTY CUSD #535

| Education Fund 10 | | | | | | | | |
|-------------------|--|---------------------------|--------------------|-----------------|-------------------|-------------------|----------------|----------------------|
| Function | 2000 | Support Services | | | | | | |
| Function | 2510 | Dirctn Business Suppt Ser | | | | | | |
| Object | 500 | Capital Outlay | | | | | | |
| Account | Description | M.T.D. Activity | Y.T.D. Activity | Open Encumb. | Current Budget | Budget Balance | % of Budget | State Account Number |
| 500 | Capital Outlay | 0.00 | 0.00 | 0.00 | 0.00 | 0.00 | 0.00 | |
| 600 | Other Objects | 0.00 | 0.00 | 0.00 | 0.00 | 0.00 | 0.00 | |
| 2510 | Dirctn Business Suppt Ser | 0.00 | 7,995.42 | 0.00 | 0.00 | (7,995.42) | 0.00 | ** Function |
| 100 | Salaries | 7,945.25 | 73,193.03 | 0.00 | 89,800.00 | 16,606.97 | 81.51 | |
| 200 | Employee Benefits | 746.32 | 7,396.68 | 0.00 | 9,700.00 | 2,303.32 | 76.25 | |
| 300 | Purchased Services | 0.00 | 275.67 | 0.00 | 2,700.00 | 2,424.33 | 10.21 | |
| 400 | Supplies And Materials | 0.00 | 0.00 | 0.00 | 0.00 | 0.00 | 0.00 | |
| 500 | Capital Outlay | 0.00 | 0.00 | 0.00 | 0.00 | 0.00 | 0.00 | |
| 600 | Other Objects | 0.00 | 112.00 | 0.00 | 450.00 | 338.00 | 24.89 | |
| 2520 | Fiscal Services | 8,691.57 | 80,977.38 | 0.00 | 102,650.00 | 21,672.62 | 78.89 | ** Function |
| 100 | Salaries | 10,618.43 | 126,748.31 | 0.00 | 145,000.00 | 18,251.69 | 87.41 | |
| 200 | Employee Benefits | 0.25 | 2.75 | 0.00 | 25.00 | 22.25 | 11.00 | |
| 300 | Purchased Services | 0.00 | 333.50 | 0.00 | 2,400.00 | 2,066.50 | 13.90 | |
| 400 | Supplies And Materials | 18,549.46 | 216,584.34 | 0.00 | 240,000.00 | 23,415.66 | 90.24 | |
| 500 | Capital Outlay | 0.00 | 0.00 | 0.00 | 4,000.00 | 4,000.00 | 0.00 | |
| 600 | Other Objects | 0.00 | 180.00 | 0.00 | 400.00 | 220.00 | 45.00 | |
| 2560 | Food Services | 29,168.14 | 343,848.90 | 0.00 | 391,825.00 | 47,976.10 | 87.76 | ** Function |
| 300 | Purchased Services | 810.00 | 5,358.29 | 0.00 | 5,500.00 | 141.71 | 97.42 | |
| 2630 | Information Services | 810.00 | 5,358.29 | 0.00 | 5,500.00 | 141.71 | 97.42 | ** Function |
| 300 | Purchased Services | 0.00 | 0.00 | 0.00 | 5,000.00 | 5,000.00 | 0.00 | |
| 400 | Supplies And Materials | 0.00 | 0.00 | 0.00 | 18,600.00 | 18,600.00 | 0.00 | |
| 2660 | DATA PROCESSING | 0.00 | 0.00 | 0.00 | 23,600.00 | 23,600.00 | 0.00 | ** Function |
| 2000 | Support Services | \$153,770.01 | 1,783,714.79 | 8,017.34 | 2,015,819.00 | 224,086.87 | 88.88 | * Function |
| 600 | Other Objects | 0.00 | 8,911.47 | 0.00 | 12,000.00 | 3,088.53 | 74.26 | |
| 4120 | Payments Sp Ed Programs | 0.00 | 8,911.47 | 0.00 | 12,000.00 | 3,088.53 | 74.26 | ** Function |
| 600 | Other Objects | 0.00 | 34,101.73 | 0.00 | 47,000.00 | 12,898.27 | 72.56 | |
| 4140 | Payments for CTE Programs | 0.00 | 34,101.73 | 0.00 | 47,000.00 | 12,898.27 | 72.56 | ** Function |
| 300 | Purchased Services | 0.00 | 0.00 | 0.00 | 0.00 | 0.00 | 0.00 | |
| 600 | Other Objects | 0.00 | 0.00 | 0.00 | 20,000.00 | 20,000.00 | 0.00 | |
| 4190 | Other Pymnts Gov In State | 0.00 | 0.00 | 0.00 | 20,000.00 | 20,000.00 | 0.00 | ** Function |
| 600 | Other Objects | 0.00 | 675.00 | 0.00 | 4,000.00 | 3,325.00 | 16.88 | |
| 4210 | Payments for Regular Programs - Tuition | 0.00 | 675.00 | 0.00 | 4,000.00 | 3,325.00 | 16.88 | ** Function |

Expenditure Report

Printed: 6/6/2013 10:01 AM

PUTNAM COUNTY CUSD #535

| Education Fund 10 | | | | | | | | |
|-------------------|--|---|--------------------|-----------------|-------------------|-------------------|----------------|----------------------|
| Function | 4000 | Nonprogrammed Charges | | | | | | |
| Function | 4220 | Payments for Special Education Programs - Tuition | | | | | | |
| Object | 600 | Other Objects | | | | | | |
| Account | Description | M.T.D. Activity | Y.T.D. Activity | Open Encumb. | Current Budget | Budget Balance | % of Budget | State Account Number |
| 600 | Other Objects | 0.00 | 104,943.00 | 0.00 | 160,000.00 | 55,057.00 | 65.59 | |
| <u>4220</u> | <u>Payments for Special Education Programs - Tuition</u> | 0.00 | 104,943.00 | 0.00 | 160,000.00 | 55,057.00 | 65.59 | ** Function |
| 600 | Other Objects | 0.00 | 0.00 | 0.00 | 0.00 | 0.00 | 0.00 | |
| <u>4240</u> | <u>Payments for CTE Programs - Tuition</u> | 0.00 | 0.00 | 0.00 | 0.00 | 0.00 | 0.00 | ** Function |
| <u>4000</u> | <u>Nonprogrammed Charges</u> | \$0.00 | 148,631.20 | 0.00 | 243,000.00 | 94,368.80 | 61.17 | * Function |
| 600 | Other Objects | 0.00 | 0.00 | 0.00 | 10,000.00 | 10,000.00 | 0.00 | |
| <u>6000</u> | <u>Provision For Contingences</u> | 0.00 | 0.00 | 0.00 | 10,000.00 | 10,000.00 | 0.00 | ** Function |
| <u>6000</u> | <u>Provision For Contingences</u> | \$0.00 | 0.00 | 0.00 | 10,000.00 | 10,000.00 | 0.00 | * Function |
| 600 | Other Objects | 0.00 | 0.00 | 0.00 | 0.00 | 0.00 | 0.00 | |
| <u>8130</u> | <u>Prmt Trns From Ed Fund</u> | 0.00 | 0.00 | 0.00 | 0.00 | 0.00 | 0.00 | ** Function |
| <u>8000</u> | <u>Other Financing Uses</u> | \$0.00 | 0.00 | 0.00 | 0.00 | 0.00 | 0.00 | * Function |
| <u>10</u> | <u>Education Fund</u> | \$590,335.17 | \$6,477,619.24 | \$30,367.16 | \$7,607,413.00 | \$1,099,426.60 | 85.55 | Fund |

51

Expenditure Report

Printed: 6/6/2013 10:01 AM

PUTNAM COUNTY CUSD #535

| Oper, Build, & Maint Fund 20 | | | | | | | | |
|------------------------------|--------------------------------------|--------------------|--------------------|-----------------|-------------------|-------------------|----------------|----------------------|
| Function | 2000 | Support Services | | | | | | |
| Function | 2530 | Function 2530 | | | | | | |
| Object | 500 | Capital Outlay | | | | | | |
| Account | Description | M.T.D. Activity | Y.T.D. Activity | Open Encumb. | Current Budget | Budget Balance | % of Budget | State Account Number |
| 500 | Capital Outlay | 0.00 | 0.00 | 0.00 | 0.00 | 0.00 | 0.00 | |
| <u>2530</u> | <u>Function 2530</u> | 0.00 | 0.00 | 0.00 | 0.00 | 0.00 | 0.00 | ** Function |
| 100 | Salaries | 14,983.18 | 268,017.96 | 0.00 | 346,300.00 | 78,282.04 | 77.39 | |
| 200 | Employee Benefits | 2,255.66 | 25,708.31 | 0.00 | 28,450.00 | 2,741.69 | 90.36 | |
| 300 | Purchased Services | 9,684.29 | 144,540.72 | 0.00 | 157,400.00 | 12,859.28 | 91.83 | |
| 400 | Supplies And Materials | 17,968.70 | 234,797.74 | 0.00 | 327,600.00 | 92,802.26 | 71.67 | |
| 500 | Capital Outlay | 0.00 | 215,357.13 | 0.00 | 227,500.00 | 12,142.87 | 94.66 | |
| <u>2542</u> | <u>Care & Upkeep Bldg Serv</u> | 44,891.83 | 888,421.86 | 0.00 | 1,087,250.00 | 198,828.14 | 81.71 | ** Function |
| 100 | Salaries | 0.00 | 0.00 | 0.00 | 0.00 | 0.00 | 0.00 | |
| 300 | Purchased Services | 375.37 | 13,350.50 | 0.00 | 27,000.00 | 13,649.50 | 49.45 | |
| 400 | Supplies And Materials | 1,151.47 | 3,292.13 | 0.00 | 12,000.00 | 8,707.87 | 27.43 | |
| 500 | Capital Outlay | 6,150.00 | 11,150.00 | 0.00 | 25,000.00 | 13,850.00 | 44.60 | |
| 600 | Other Objects | 29.38 | 29.38 | 0.00 | 50.00 | 20.62 | 58.76 | |
| <u>2543</u> | <u>Care Upkeep Grnds Serv</u> | 7,706.22 | 27,822.01 | 0.00 | 64,050.00 | 36,227.99 | 43.44 | ** Function |
| <u>2000</u> | <u>Support Services</u> | \$52,598.05 | 916,243.87 | 0.00 | 1,151,300.00 | 235,056.13 | 79.58 | * Function |
| 600 | Other Objects | 0.00 | 0.00 | 0.00 | 0.00 | 0.00 | 0.00 | |
| <u>6000</u> | <u>Provision For Contingencs</u> | 0.00 | 0.00 | 0.00 | 0.00 | 0.00 | 0.00 | ** Function |
| <u>6000</u> | <u>Provision For Contingencs</u> | \$0.00 | 0.00 | 0.00 | 0.00 | 0.00 | 0.00 | * Function |
| 500 | Capital Outlay | 0.00 | 0.00 | 0.00 | 0.00 | 0.00 | 0.00 | |
| <u>8800</u> | <u>Function 8800</u> | 0.00 | 0.00 | 0.00 | 0.00 | 0.00 | 0.00 | ** Function |
| <u>8000</u> | <u>Other Financing Uses</u> | \$0.00 | 0.00 | 0.00 | 0.00 | 0.00 | 0.00 | * Function |
| <u>20</u> | <u>Oper, Build, & Maint Fund</u> | \$52,598.05 | \$916,243.87 | \$0.00 | \$1,151,300.00 | \$235,056.13 | 79.58 | Fund |

52

Expenditure Report

Printed: 6/6/2013 10:01 AM

PUTNAM COUNTY CUSD #535

| Debt Service Fund or Fund Group 30 | | | | | | | | |
|------------------------------------|--|-------------------------------------|--------------------|-----------------|-------------------|-------------------|----------------|----------------------|
| Function | 5000 | Debt Services | | | | | | |
| Function | 5140 | State Aid Anticipation Certificates | | | | | | |
| Object | 600 | Other Objects | | | | | | |
| Account | Description | M.T.D. Activity | Y.T.D. Activity | Open Encumb. | Current Budget | Budget Balance | % of Budget | State Account Number |
| 600 | Other Objects | 0.00 | 0.00 | 0.00 | 0.00 | 0.00 | 0.00 | |
| 5140 | State Aid Anticipation Certificates | 0.00 | 0.00 | 0.00 | 0.00 | 0.00 | 0.00 | ** Function |
| 600 | Other Objects | 0.00 | 0.00 | 0.00 | 0.00 | 0.00 | 0.00 | |
| 5200 | Debt Service - Interest on Long-Term Debt | 0.00 | 0.00 | 0.00 | 0.00 | 0.00 | 0.00 | ** Function |
| 5000 | Debt Services | \$0.00 | 0.00 | 0.00 | 0.00 | 0.00 | 0.00 | * Function |
| 600 | Other Objects | 0.00 | 0.00 | 0.00 | 0.00 | 0.00 | 0.00 | |
| 8140 | Prmt Transf Of Interest | 0.00 | 0.00 | 0.00 | 0.00 | 0.00 | 0.00 | ** Function |
| 8000 | Other Financing Uses | \$0.00 | 0.00 | 0.00 | 0.00 | 0.00 | 0.00 | * Function |
| 30 | Debt Service Fund or Fund Group | \$0.00 | \$0.00 | \$0.00 | \$0.00 | \$0.00 | 0.00 | Fund |

53

Expenditure Report

Printed: 6/6/2013 10:01 AM

PUTNAM COUNTY CUSD #535

| Transportation Fund 40 | | | | | | | | |
|------------------------|----------------------------------|--------------------------|--------------------|-----------------|-------------------|-------------------|----------------|----------------------|
| Function | 2000 | Support Services | | | | | | |
| Function | 2550 | Pupil Transportation Ser | | | | | | |
| Object | 100 | Salaries | | | | | | |
| Account | Description | M.T.D. Activity | Y.T.D. Activity | Open Encumb. | Current Budget | Budget Balance | % of Budget | State Account Number |
| 100 | Salaries | 1,393.92 | 17,483.85 | 0.00 | 28,900.00 | 11,416.15 | 60.50 | |
| 200 | Employee Benefits | 221.46 | 2,220.94 | 0.00 | 2,175.00 | (45.94) | 102.11 | |
| 300 | Purchased Services | 59,077.32 | 588,052.55 | 0.00 | 657,600.00 | 69,547.45 | 89.42 | |
| 400 | Supplies And Materials | 230.00 | 3,494.31 | 0.00 | 6,500.00 | 3,005.69 | 53.76 | |
| 500 | Capital Outlay | 0.00 | 0.00 | 0.00 | 0.00 | 0.00 | 0.00 | |
| <u>2550</u> | <u>Pupil Transportation Ser</u> | 60,922.70 | 611,251.65 | 0.00 | 695,175.00 | 83,923.35 | 87.93 | ** Function |
| <u>2000</u> | <u>Support Services</u> | \$60,922.70 | 611,251.65 | 0.00 | 695,175.00 | 83,923.35 | 87.93 | * Function |
| 600 | Other Objects | 0.00 | 0.00 | 0.00 | 0.00 | 0.00 | 0.00 | |
| <u>6000</u> | <u>Provision For Contingencs</u> | 0.00 | 0.00 | 0.00 | 0.00 | 0.00 | 0.00 | ** Function |
| <u>6000</u> | <u>Provision For Contingencs</u> | \$0.00 | 0.00 | 0.00 | 0.00 | 0.00 | 0.00 | * Function |
| 600 | Other Objects | 0.00 | 0.00 | 0.00 | 0.00 | 0.00 | 0.00 | |
| <u>8140</u> | <u>Prmt Transf Of Interest</u> | 0.00 | 0.00 | 0.00 | 0.00 | 0.00 | 0.00 | ** Function |
| <u>8000</u> | <u>Other Financing Uses</u> | \$0.00 | 0.00 | 0.00 | 0.00 | 0.00 | 0.00 | * Function |
| <u>40</u> | <u>Transportation Fund</u> | \$60,922.70 | \$611,251.65 | \$0.00 | \$695,175.00 | \$83,923.35 | 87.93 | Fund |

54

Expenditure Report

Printed: 6/6/2013 10:01 AM

PUTNAM COUNTY CUSD #535

| | | | |
|-----------------------------------|------|-------------------|--|
| I.M.R.F./Soc. Sec. Fund 50 | | | |
| Function | 1000 | Instruction | |
| Function | 1110 | Elementary | |
| Object | 200 | Employee Benefits | |

| Account | Description | M.T.D. Activity | Y.T.D. Activity | Open Encumb. | Current Budget | Budget Balance | % of Budget | State Account Number |
|-------------|------------------------------------|--------------------|--------------------|-----------------|-------------------|-------------------|----------------|----------------------|
| 200 | Employee Benefits | 1,159.65 | 12,590.93 | 0.00 | 13,100.00 | 509.07 | 96.11 | |
| <u>1110</u> | <u>Elementary</u> | 1,159.65 | 12,590.93 | 0.00 | 13,100.00 | 509.07 | 96.11 | ** Function |
| 200 | Employee Benefits | 456.43 | 5,091.86 | 0.00 | 7,000.00 | 1,908.14 | 72.74 | |
| <u>1111</u> | <u>Primary</u> | 456.43 | 5,091.86 | 0.00 | 7,000.00 | 1,908.14 | 72.74 | ** Function |
| 200 | Employee Benefits | 638.28 | 6,781.36 | 0.00 | 7,100.00 | 318.64 | 95.51 | |
| <u>1112</u> | <u>Junior High</u> | 638.28 | 6,781.36 | 0.00 | 7,100.00 | 318.64 | 95.51 | ** Function |
| 200 | Employee Benefits | 771.30 | 9,268.67 | 0.00 | 11,700.00 | 2,431.33 | 79.22 | |
| <u>1113</u> | <u>High School</u> | 771.30 | 9,268.67 | 0.00 | 11,700.00 | 2,431.33 | 79.22 | ** Function |
| 200 | Employee Benefits | 0.00 | 0.00 | 0.00 | 0.00 | 0.00 | 0.00 | |
| <u>1114</u> | <u>Reading Imp</u> | 0.00 | 0.00 | 0.00 | 0.00 | 0.00 | 0.00 | ** Function |
| 200 | Employee Benefits | 135.82 | 1,394.12 | 0.00 | 2,000.00 | 605.88 | 69.71 | |
| <u>1115</u> | <u>MUSIC</u> | 135.82 | 1,394.12 | 0.00 | 2,000.00 | 605.88 | 69.71 | ** Function |
| 200 | Employee Benefits | 0.00 | 0.00 | 0.00 | 7,200.00 | 7,200.00 | 0.00 | |
| <u>1120</u> | <u>Middle-Junior High</u> | 0.00 | 0.00 | 0.00 | 7,200.00 | 7,200.00 | 0.00 | ** Function |
| 200 | Employee Benefits | 789.79 | 11,671.55 | 0.00 | 10,900.00 | (771.55) | 107.08 | |
| <u>1125</u> | <u>Pre-K Programs</u> | 789.79 | 11,671.55 | 0.00 | 10,900.00 | (771.55) | 107.08 | ** Function |
| 200 | Employee Benefits | 0.00 | 0.00 | 0.00 | 650.00 | 650.00 | 0.00 | |
| <u>1130</u> | <u>High School</u> | 0.00 | 0.00 | 0.00 | 650.00 | 650.00 | 0.00 | ** Function |
| 200 | Employee Benefits | 0.00 | 58.68 | 0.00 | 50.00 | (8.68) | 117.36 | |
| <u>1204</u> | <u>Physically Hndcap Homebound</u> | 0.00 | 58.68 | 0.00 | 50.00 | (8.68) | 117.36 | ** Function |
| 200 | Employee Benefits | 0.00 | 0.00 | 0.00 | 0.00 | 0.00 | 0.00 | |
| <u>1207</u> | <u>Hard Of Hearing (Hh)</u> | 0.00 | 0.00 | 0.00 | 0.00 | 0.00 | 0.00 | ** Function |
| 200 | Employee Benefits | 53.84 | 604.82 | 0.00 | 1,200.00 | 595.18 | 50.40 | |
| <u>1210</u> | <u>Speech & Lang. Impaired</u> | 53.84 | 604.82 | 0.00 | 1,200.00 | 595.18 | 50.40 | ** Function |
| 200 | Employee Benefits | 0.00 | 0.00 | 0.00 | 0.00 | 0.00 | 0.00 | |
| <u>1214</u> | <u>PRESCHOOL</u> | 0.00 | 0.00 | 0.00 | 0.00 | 0.00 | 0.00 | ** Function |
| 200 | Employee Benefits | 0.00 | 0.00 | 0.00 | 0.00 | 0.00 | 0.00 | |
| <u>1219</u> | <u>Pre Kind EARLY CHILDHOOD</u> | 0.00 | 0.00 | 0.00 | 0.00 | 0.00 | 0.00 | ** Function |
| 200 | Employee Benefits | 4,887.60 | 50,952.16 | 0.00 | 66,500.00 | 15,547.84 | 76.62 | |
| <u>1220</u> | <u>Cross-Categorical (Cc)</u> | 4,887.60 | 50,952.16 | 0.00 | 66,500.00 | 15,547.84 | 76.62 | ** Function |

55

Expenditure Report

Printed: 6/6/2013 10:01 AM

PUTNAM COUNTY CUSD #535

| | | | |
|-----------------------------------|------|-------------------|--|
| I.M.R.F./Soc. Sec. Fund 50 | | | |
| Function | 1000 | Instruction | |
| Function | 1222 | MI | |
| Object | 200 | Employee Benefits | |

56

| Account | Description | M.T.D. Activity | Y.T.D. Activity | Open Encumb. | Current Budget | Budget Balance | % of Budget | State Account Number |
|-------------|--|--------------------|--------------------|-----------------|-------------------|-------------------|----------------|----------------------|
| 200 | Employee Benefits | 0.00 | 0.00 | 0.00 | 0.00 | 0.00 | 0.00 | |
| <u>1222</u> | <u>MI</u> | 0.00 | 0.00 | 0.00 | 0.00 | 0.00 | 0.00 | ** Function |
| 200 | Employee Benefits | 296.30 | 2,580.10 | 0.00 | 4,100.00 | 1,519.90 | 62.93 | |
| <u>1225</u> | <u>Special Education Programs Pre-K</u> | 296.30 | 2,580.10 | 0.00 | 4,100.00 | 1,519.90 | 62.93 | ** Function |
| 200 | Employee Benefits | 116.49 | 1,315.35 | 0.00 | 1,500.00 | 184.65 | 87.69 | |
| <u>1250</u> | <u>Remedial and Supplemental Programs K-12</u> | 116.49 | 1,315.35 | 0.00 | 1,500.00 | 184.65 | 87.69 | ** Function |
| 200 | Employee Benefits | 49.77 | 520.25 | 0.00 | 650.00 | 129.75 | 80.04 | |
| <u>1401</u> | <u>VOCATIONAL AG</u> | 49.77 | 520.25 | 0.00 | 650.00 | 129.75 | 80.04 | ** Function |
| 200 | Employee Benefits | 40.00 | 438.68 | 0.00 | 650.00 | 211.32 | 67.49 | |
| <u>1402</u> | <u>INDUSTRIAL ARTS</u> | 40.00 | 438.68 | 0.00 | 650.00 | 211.32 | 67.49 | ** Function |
| 200 | Employee Benefits | 59.42 | 538.86 | 0.00 | 750.00 | 211.14 | 71.85 | |
| <u>1407</u> | <u>BUSINESS ED</u> | 59.42 | 538.86 | 0.00 | 750.00 | 211.14 | 71.85 | ** Function |
| 200 | Employee Benefits | 0.00 | 0.00 | 0.00 | 0.00 | 0.00 | 0.00 | |
| <u>1415</u> | <u>IVCC TECH PREP</u> | 0.00 | 0.00 | 0.00 | 0.00 | 0.00 | 0.00 | ** Function |
| 200 | Employee Benefits | 0.00 | 242.65 | 0.00 | 275.00 | 32.35 | 88.24 | |
| <u>1459</u> | <u>CO-OP PROGRAM</u> | 0.00 | 242.65 | 0.00 | 275.00 | 32.35 | 88.24 | ** Function |
| 200 | Employee Benefits | 414.04 | 5,262.02 | 0.00 | 4,750.00 | (512.02) | 110.78 | |
| <u>1501</u> | <u>ATHLETICS</u> | 414.04 | 5,262.02 | 0.00 | 4,750.00 | (512.02) | 110.78 | ** Function |
| 200 | Employee Benefits | 0.00 | 68.40 | 0.00 | 0.00 | (68.40) | 0.00 | |
| <u>1502</u> | <u>Music</u> | 0.00 | 68.40 | 0.00 | 0.00 | (68.40) | 0.00 | ** Function |
| 200 | Employee Benefits | 30.69 | 438.46 | 0.00 | 950.00 | 511.54 | 46.15 | |
| <u>1540</u> | <u>EXTRA CURRICULAR</u> | 30.69 | 438.46 | 0.00 | 950.00 | 511.54 | 46.15 | ** Function |
| 200 | Employee Benefits | 0.00 | 175.13 | 0.00 | 350.00 | 174.87 | 50.04 | |
| <u>1600</u> | <u>Summer School</u> | 0.00 | 175.13 | 0.00 | 350.00 | 174.87 | 50.04 | ** Function |
| 200 | Employee Benefits | 0.00 | 0.00 | 0.00 | 0.00 | 0.00 | 0.00 | |
| <u>1650</u> | <u>Gifted Programs</u> | 0.00 | 0.00 | 0.00 | 0.00 | 0.00 | 0.00 | ** Function |
| 200 | Employee Benefits | 28.34 | 311.74 | 0.00 | 500.00 | 188.26 | 62.35 | |
| <u>1700</u> | <u>Drivers Education Program</u> | 28.34 | 311.74 | 0.00 | 500.00 | 188.26 | 62.35 | ** Function |
| 200 | Employee Benefits | 0.00 | 58.28 | 0.00 | 0.00 | (58.28) | 0.00 | |
| <u>1800</u> | <u>Bilingual Programs</u> | 0.00 | 58.28 | 0.00 | 0.00 | (58.28) | 0.00 | ** Function |

Expenditure Report

Printed: 6/6/2013 10:01 AM

PUTNAM COUNTY CUSD #535

| I.M.R.F./Soc. Sec. Fund 50 | | | | | | | | |
|----------------------------|---------------------------------|--------------------|--------------------|-----------------|-------------------|-------------------|----------------|----------------------|
| Function | 1000 | Instruction | | | | | | |
| Function | 1800 | Bilingual Programs | | | | | | |
| Object | 200 | Employee Benefits | | | | | | |
| Account | Description | M.T.D. Activity | Y.T.D. Activity | Open Encumb. | Current Budget | Budget Balance | % of Budget | State Account Number |
| 1000 | Instruction | \$9,927.76 | 110,364.07 | 0.00 | 141,875.00 | 31,510.93 | 77.79 | * Function |
| 200 | Employee Benefits | 364.00 | 3,908.24 | 0.00 | 4,650.00 | 741.76 | 84.05 | |
| 2110 | Attendance/Soc Wrk Serv | 364.00 | 3,908.24 | 0.00 | 4,650.00 | 741.76 | 84.05 | ** Function |
| 200 | Employee Benefits | 71.59 | 786.17 | 0.00 | 950.00 | 163.83 | 82.75 | |
| 2120 | Guidance Services | 71.59 | 786.17 | 0.00 | 950.00 | 163.83 | 82.75 | ** Function |
| 200 | Employee Benefits | 663.34 | 6,149.79 | 0.00 | 7,300.00 | 1,150.21 | 84.24 | |
| 2134 | Nurse Services | 663.34 | 6,149.79 | 0.00 | 7,300.00 | 1,150.21 | 84.24 | ** Function |
| 200 | Employee Benefits | 266.64 | 2,941.61 | 0.00 | 3,400.00 | 458.39 | 86.52 | |
| 2140 | Psychological Services | 266.64 | 2,941.61 | 0.00 | 3,400.00 | 458.39 | 86.52 | ** Function |
| 200 | Employee Benefits | 0.00 | 0.00 | 0.00 | 0.00 | 0.00 | 0.00 | |
| 2192 | TITLE V CHART COUNTS | 0.00 | 0.00 | 0.00 | 0.00 | 0.00 | 0.00 | ** Function |
| 200 | Employee Benefits | 0.00 | 0.00 | 0.00 | 0.00 | 0.00 | 0.00 | |
| 2193 | Title IV | 0.00 | 0.00 | 0.00 | 0.00 | 0.00 | 0.00 | ** Function |
| 200 | Employee Benefits | 0.00 | 0.00 | 0.00 | 0.00 | 0.00 | 0.00 | |
| 2196 | Comp Arts | 0.00 | 0.00 | 0.00 | 0.00 | 0.00 | 0.00 | ** Function |
| 200 | Employee Benefits | 28.76 | 1,345.63 | 0.00 | 800.00 | (545.63) | 168.20 | |
| 2210 | EPIC | 28.76 | 1,345.63 | 0.00 | 800.00 | (545.63) | 168.20 | ** Function |
| 200 | Employee Benefits | 0.00 | 0.00 | 0.00 | 0.00 | 0.00 | 0.00 | |
| 2212 | CURRICULUM DIRECTOR | 0.00 | 0.00 | 0.00 | 0.00 | 0.00 | 0.00 | ** Function |
| 200 | Employee Benefits | 0.00 | 0.00 | 0.00 | 0.00 | 0.00 | 0.00 | |
| 2215 | TITLE II CLASS REDUCTION | 0.00 | 0.00 | 0.00 | 0.00 | 0.00 | 0.00 | ** Function |
| 200 | Employee Benefits | 0.00 | 0.00 | 0.00 | 0.00 | 0.00 | 0.00 | |
| 2218 | Quality Assurance | 0.00 | 0.00 | 0.00 | 0.00 | 0.00 | 0.00 | ** Function |
| 200 | Employee Benefits | 0.00 | 0.00 | 0.00 | 0.00 | 0.00 | 0.00 | |
| 2219 | BLOCK GRANT | 0.00 | 0.00 | 0.00 | 0.00 | 0.00 | 0.00 | ** Function |
| 200 | Employee Benefits | 1,161.08 | 12,129.83 | 0.00 | 15,400.00 | 3,270.17 | 78.77 | |
| 2220 | MEDIA PROGRAM | 1,161.08 | 12,129.83 | 0.00 | 15,400.00 | 3,270.17 | 78.77 | ** Function |
| 200 | Employee Benefits | 0.00 | 0.00 | 0.00 | 0.00 | 0.00 | 0.00 | |
| 2225 | TECH THRUST | 0.00 | 0.00 | 0.00 | 0.00 | 0.00 | 0.00 | ** Function |
| 200 | Employee Benefits | 0.00 | 1,186.53 | 0.00 | 0.00 | (1,186.53) | 0.00 | |

57

Expenditure Report

Printed: 6/6/2013 10:01 AM

PUTNAM COUNTY CUSD #535

| I.M.R.F./Soc. Sec. Fund 50 | | | | | | | | |
|----------------------------|------------------------------------|--------------------|--------------------|-----------------|-------------------|-------------------|----------------|----------------------|
| Function | 2000 | Support Services | | | | | | |
| Function | 2226 | TECHNOLOGY | | | | | | |
| Object | 200 | Employee Benefits | | | | | | |
| Account | Description | M.T.D. Activity | Y.T.D. Activity | Open Encumb. | Current Budget | Budget Balance | % of Budget | State Account Number |
| <u>2226</u> | <u>TECHNOLOGY</u> | 0.00 | 1,186.53 | 0.00 | 0.00 | (1,186.53) | 0.00 | ** Function |
| 200 | Employee Benefits | 0.00 | 0.00 | 0.00 | 0.00 | 0.00 | 0.00 | |
| <u>2230</u> | <u>Assessment/Testing</u> | 0.00 | 0.00 | 0.00 | 0.00 | 0.00 | 0.00 | ** Function |
| 200 | Employee Benefits | 42.45 | 654.71 | 0.00 | 800.00 | 145.29 | 81.84 | |
| <u>2310</u> | <u>Brd Ed Services</u> | 42.45 | 654.71 | 0.00 | 800.00 | 145.29 | 81.84 | ** Function |
| 200 | Employee Benefits | 118.98 | 1,306.54 | 0.00 | 1,500.00 | 193.46 | 87.10 | |
| <u>2320</u> | <u>Executive Adm. Serv</u> | 118.98 | 1,306.54 | 0.00 | 1,500.00 | 193.46 | 87.10 | ** Function |
| 200 | Employee Benefits | 1,846.27 | 19,586.80 | 0.00 | 22,900.00 | 3,313.20 | 85.53 | |
| <u>2410</u> | <u>Office Of Principal Serv</u> | 1,846.27 | 19,586.80 | 0.00 | 22,900.00 | 3,313.20 | 85.53 | ** Function |
| 200 | Employee Benefits | 0.00 | 0.00 | 0.00 | 0.00 | 0.00 | 0.00 | |
| <u>2510</u> | <u>Dirctn Business Suppt Ser</u> | 0.00 | 0.00 | 0.00 | 0.00 | 0.00 | 0.00 | ** Function |
| 200 | Employee Benefits | 1,439.16 | 14,464.36 | 0.00 | 16,200.00 | 1,735.64 | 89.29 | |
| <u>2520</u> | <u>Fiscal Services</u> | 1,439.16 | 14,464.36 | 0.00 | 16,200.00 | 1,735.64 | 89.29 | ** Function |
| 200 | Employee Benefits | 4,652.59 | 54,206.08 | 0.00 | 57,800.00 | 3,593.92 | 93.78 | |
| <u>2542</u> | <u>Care & Upkeep Bldg Serv</u> | 4,652.59 | 54,206.08 | 0.00 | 57,800.00 | 3,593.92 | 93.78 | ** Function |
| 200 | Employee Benefits | 0.00 | 0.00 | 0.00 | 0.00 | 0.00 | 0.00 | |
| <u>2543</u> | <u>Care Upkeep Grnds Serv</u> | 0.00 | 0.00 | 0.00 | 0.00 | 0.00 | 0.00 | ** Function |
| 200 | Employee Benefits | 135.67 | 1,824.59 | 0.00 | 3,900.00 | 2,075.41 | 46.78 | |
| <u>2550</u> | <u>Pupil Transportation Ser</u> | 135.67 | 1,824.59 | 0.00 | 3,900.00 | 2,075.41 | 46.78 | ** Function |
| 200 | Employee Benefits | 2,058.15 | 23,332.22 | 0.00 | 26,610.00 | 3,277.78 | 87.68 | |
| <u>2560</u> | <u>Food Services</u> | 2,058.15 | 23,332.22 | 0.00 | 26,610.00 | 3,277.78 | 87.68 | ** Function |
| <u>2000</u> | <u>Support Services</u> | \$12,848.68 | 143,823.10 | 0.00 | 162,210.00 | 18,386.90 | 88.66 | * Function |
| 200 | Employee Benefits | 0.00 | 0.00 | 0.00 | 0.00 | 0.00 | 0.00 | |
| <u>3696</u> | <u>Safe To Learn</u> | 0.00 | 0.00 | 0.00 | 0.00 | 0.00 | 0.00 | ** Function |
| <u>3000</u> | <u>Community Services</u> | \$0.00 | 0.00 | 0.00 | 0.00 | 0.00 | 0.00 | * Function |
| <u>50</u> | <u>I.M.R.F./Soc. Sec. Fund</u> | \$22,776.44 | \$254,187.17 | \$0.00 | \$304,085.00 | \$49,897.83 | 83.59 | Fund |

50

Expenditure Report

Printed: 6/6/2013 10:01 AM

PUTNAM COUNTY CUSD #535

| Capital Projects Fund or Fund Group 60 | | | | | | | | |
|--|--|--------------------|--------------------|-----------------|-------------------|-------------------|----------------|----------------------|
| Function | 2000 | Support Services | | | | | | |
| Function | 2530 | Function 2530 | | | | | | |
| Object | 500 | Capital Outlay | | | | | | |
| Account | Description | M.T.D. Activity | Y.T.D. Activity | Open Encumb. | Current Budget | Budget Balance | % of Budget | State Account Number |
| 500 | Capital Outlay | 0.00 | 0.00 | 0.00 | 0.00 | 0.00 | 0.00 | |
| <u>2530</u> | <u>Function 2530</u> | 0.00 | 0.00 | 0.00 | 0.00 | 0.00 | 0.00 | ** Function |
| <u>2000</u> | <u>Support Services</u> | \$0.00 | 0.00 | 0.00 | 0.00 | 0.00 | 0.00 | * Function |
| 600 | Other Objects | 0.00 | 21,712.89 | 0.00 | 0.00 | (21,712.89) | 0.00 | |
| <u>8150</u> | <u>Prmnt Trnf From S&C</u> | 0.00 | 21,712.89 | 0.00 | 0.00 | (21,712.89) | 0.00 | ** Function |
| <u>8000</u> | <u>Other Financing Uses</u> | \$0.00 | 21,712.89 | 0.00 | 0.00 | (21,712.89) | 0.00 | * Function |
| <u>60</u> | <u>Capital Projects Fund or Fund Group</u> | \$0.00 | \$21,712.89 | \$0.00 | \$0.00 | (\$21,712.89) | 0.00 | Fund |

59

Expenditure Report

Printed: 6/6/2013 10:01 AM

PUTNAM COUNTY CUSD #535

| Working Cash Fund 70 | | | | | | | | |
|----------------------|---------------------------|--------------------------|--------------------|-----------------|-------------------|-------------------|----------------|----------------------|
| Function | 8000 | Other Financing Uses | | | | | | |
| Function | 8110 | Permnt Trns Wrk Csh Abol | | | | | | |
| Object | 600 | Other Objects | | | | | | |
| Account | Description | M.T.D. Activity | Y.T.D. Activity | Open Encumb. | Current Budget | Budget Balance | % of Budget | State Account Number |
| 600 | Other Objects | 0.00 | 0.00 | 0.00 | 0.00 | 0.00 | 0.00 | |
| 8110 | Permnt Trns Wrk Csh Abol | 0.00 | 0.00 | 0.00 | 0.00 | 0.00 | 0.00 | ** Function |
| 600 | Other Objects | 0.00 | 0.00 | 0.00 | 0.00 | 0.00 | 0.00 | |
| 8111 | Permnt Trns Wrk Csh | 0.00 | 0.00 | 0.00 | 0.00 | 0.00 | 0.00 | ** Function |
| 600 | Other Objects | 0.00 | 0.00 | 0.00 | 0.00 | 0.00 | 0.00 | |
| 8120 | Prmnt Trnf Int From Wrkcs | 0.00 | 0.00 | 0.00 | 0.00 | 0.00 | 0.00 | ** Function |
| 8000 | Other Financing Uses | \$0.00 | 0.00 | 0.00 | 0.00 | 0.00 | 0.00 | * Function |
| 70 | Working Cash Fund | \$0.00 | \$0.00 | \$0.00 | \$0.00 | \$0.00 | 0.00 | Fund |

09

Expenditure Report

Printed: 6/6/2013 10:01 AM

PUTNAM COUNTY CUSD #535

| Tort Immunity and Judgment Fund 80 | | | | | | | | |
|------------------------------------|---|--------------------|--------------------|-----------------|-------------------|-------------------|----------------|----------------------|
| Function | 1000 | Instruction | | | | | | |
| Function | 1401 | VOCATIONAL AG | | | | | | |
| Object | 100 | Salaries | | | | | | |
| Account | Description | M.T.D. Activity | Y.T.D. Activity | Open Encumb. | Current Budget | Budget Balance | % of Budget | State Account Number |
| 100 | Salaries | 474.29 | 1,897.13 | 0.00 | 0.00 | (1,897.13) | 0.00 | |
| 1401 | VOCATIONAL AG | 474.29 | 1,897.13 | 0.00 | 0.00 | (1,897.13) | 0.00 | ** Function |
| 100 | Salaries | 568.57 | 2,274.29 | 0.00 | 0.00 | (2,274.29) | 0.00 | |
| 1402 | INDUSTRIAL ARTS | 568.57 | 2,274.29 | 0.00 | 0.00 | (2,274.29) | 0.00 | ** Function |
| 100 | Salaries | 202.00 | 808.00 | 0.00 | 0.00 | (808.00) | 0.00 | |
| 1700 | Drivers Education Program | 202.00 | 808.00 | 0.00 | 0.00 | (808.00) | 0.00 | ** Function |
| 1000 | Instruction | \$1,244.86 | 4,979.42 | 0.00 | 0.00 | (4,979.42) | 0.00 | * Function |
| 100 | Salaries | 678.16 | 6,823.12 | 0.00 | 0.00 | (6,823.12) | 0.00 | |
| 2134 | Nurse Services | 678.16 | 6,823.12 | 0.00 | 0.00 | (6,823.12) | 0.00 | ** Function |
| 100 | Salaries | 1,057.13 | 4,228.52 | 0.00 | 0.00 | (4,228.52) | 0.00 | |
| 2320 | Executive Adm. Serv | 1,057.13 | 4,228.52 | 0.00 | 0.00 | (4,228.52) | 0.00 | ** Function |
| 200 | Employee Benefits | 0.00 | 31,477.90 | 0.00 | 40,000.00 | 8,522.10 | 78.69 | |
| 2362 | Workers Comp/Workers Occ Disease Acts Payments | 0.00 | 31,477.90 | 0.00 | 40,000.00 | 8,522.10 | 78.69 | ** Function |
| 200 | Employee Benefits | 0.00 | 2,577.00 | 0.00 | 20,000.00 | 17,423.00 | 12.89 | |
| 2363 | Unemployment Insurance Act Payments | 0.00 | 2,577.00 | 0.00 | 20,000.00 | 17,423.00 | 12.89 | ** Function |
| 300 | Purchased Services | 0.00 | 46,664.00 | 0.00 | 50,000.00 | 3,336.00 | 93.33 | |
| 2364 | Insurance Payments (regular or self-insurance) | 0.00 | 46,664.00 | 0.00 | 50,000.00 | 3,336.00 | 93.33 | ** Function |
| 300 | Purchased Services | 619.50 | 6,668.16 | 0.00 | 20,000.00 | 13,331.84 | 33.34 | |
| 2369 | Legal Services | 619.50 | 6,668.16 | 0.00 | 20,000.00 | 13,331.84 | 33.34 | ** Function |
| 300 | Purchased Services | 0.00 | 0.00 | 0.00 | 2,500.00 | 2,500.00 | 0.00 | |
| 2540 | Function 2540 | 0.00 | 0.00 | 0.00 | 2,500.00 | 2,500.00 | 0.00 | ** Function |
| 100 | Salaries | 10,358.87 | 41,435.50 | 0.00 | 0.00 | (41,435.50) | 0.00 | |
| 2542 | Care & Upkeep Bldg Serv | 10,358.87 | 41,435.50 | 0.00 | 0.00 | (41,435.50) | 0.00 | ** Function |
| 100 | Salaries | 825.56 | 3,302.27 | 0.00 | 0.00 | (3,302.27) | 0.00 | |
| 2560 | Food Services | 825.56 | 3,302.27 | 0.00 | 0.00 | (3,302.27) | 0.00 | ** Function |
| 2000 | Support Services | \$13,539.22 | 143,176.47 | 0.00 | 132,500.00 | (10,676.47) | 108.06 | * Function |
| 80 | Tort Immunity and Judgment Fund | \$14,784.08 | \$148,155.89 | \$0.00 | \$132,500.00 | (\$15,655.89) | 111.82 | Fund |

61

Expenditure Report

Printed: 6/6/2013 10:01 AM

PUTNAM COUNTY CUSD #535

| Fire Prevention/Life Safety 90 | | | | | | | | |
|--------------------------------|-----------------------------|---------------------|-----------------------|--------------------|---------------------|---------------------|----------------|----------------------|
| Function | 2000 | Support Services | | | | | | |
| Function | 2548 | L/S Capital Outlay | | | | | | |
| Object | 500 | Capital Outlay | | | | | | |
| Account | Description | M.T.D. Activity | Y.T.D. Activity | Open Encumb. | Current Budget | Budget Balance | % of Budget | State Account Number |
| 500 | Capital Outlay | 0.00 | 0.00 | 0.00 | 0.00 | 0.00 | 0.00 | |
| 2548 | L/S Capital Outlay | 0.00 | 0.00 | 0.00 | 0.00 | 0.00 | 0.00 | ** Function |
| 2000 | Support Services | \$0.00 | 0.00 | 0.00 | 0.00 | 0.00 | 0.00 | * Function |
| 500 | Capital Outlay | 0.00 | 0.00 | 0.00 | 0.00 | 0.00 | 0.00 | |
| 4190 | Other Pymnts Gov In State | 0.00 | 0.00 | 0.00 | 0.00 | 0.00 | 0.00 | ** Function |
| 4000 | Nonprogrammed Charges | \$0.00 | 0.00 | 0.00 | 0.00 | 0.00 | 0.00 | * Function |
| 90 | Fire Prevention/Life Safety | \$0.00 | \$0.00 | \$0.00 | \$0.00 | \$0.00 | 0.00 | Fund |
| Report Total: | | \$741,416.44 | \$8,429,170.71 | \$30,367.16 | 9,890,473.00 | 1,430,935.13 | 85.53 | |

62

Fund Balance Report

Printed: 6/6/2013 9:25 AM

PUTNAM COUNTY CUSD #535

| Fund | Description | Month to Date | | Year to Date | | YTD Change | Fund Balance | |
|------|-------------------------------------|---------------------|---------------------|-----------------------|-----------------------|---------------------|-----------------------|-----------------------|
| | | Expense | Income | Expense | Income | | Start of Year | Current |
| 10 | Education Fund | 590,335.17 | 771,772.91 | 6,477,619.24 | 7,581,856.96 | 1,104,237.72 | 3,191,084.30 | 4,295,322.02 |
| 20 | Oper, Build, & Maint Fund | 52,598.05 | 536.35 | 916,243.87 | 661,508.90 | (254,734.97) | 2,375,156.72 | 2,120,421.75 |
| 40 | Transportation Fund | 60,922.70 | 104,069.05 | 611,251.65 | 706,893.83 | 95,642.18 | 281,738.92 | 377,381.10 |
| 50 | I.M.R.F./Soc. Sec. Fund | 22,776.44 | 69.93 | 254,187.17 | 334,889.46 | 80,702.29 | 186,393.03 | 267,095.32 |
| 60 | Capital Projects Fund or Fund Group | 0.00 | 0.00 | 21,712.89 | 58.08 | (21,654.81) | 21,654.81 | 0.00 |
| 70 | Working Cash Fund | 0.00 | 338.21 | 0.00 | 62,251.22 | 62,251.22 | 1,941,792.58 | 2,004,043.80 |
| 80 | Tort Immunity and Judgment Fund | 14,784.08 | 40.26 | 148,155.89 | 1,354.18 | (146,801.71) | 233,675.14 | 86,873.43 |
| 90 | Fire Prevention/Life Safety | 0.00 | 157.92 | 0.00 | 59,428.70 | 59,428.70 | 264,574.28 | 324,002.98 |
| | | <u>\$741,416.44</u> | <u>\$876,984.63</u> | <u>\$8,429,170.71</u> | <u>\$9,408,241.33</u> | <u>\$979,070.62</u> | <u>\$8,496,069.77</u> | <u>\$9,475,140.40</u> |

63

Balance Sheet (by fund)

Printed: 6/6/2013 9:21 AM
 PUTNAM COUNTY CUSD #535

| Account Number | Account Description | Balance Forward | Current Month | Current Balance |
|-----------------|-------------------------|-------------------------|-----------------------|-------------------------|
| Fund: 10 | | | | |
| AP-Accrual-10 | AP-Accrual for Fund 10 | 0.00 | 0.00 | 0.00 |
| | Total | \$0.00 | \$0.00 | \$0.00 |
| 10-110-1 | CASH IN BANKS | 48,502.30 | 24.18 | 48,526.48 |
| 10-185-1 | LONG TERM INVESTMENTS | 0.00 | 0.00 | 0.00 |
| 10-111-1 | IMPREST FUND | 12,800.00 | 0.00 | 12,800.00 |
| 10-121-1 | REGULAR INVESTMENT ED | 4,061,487.79 | 182,079.28 | 4,243,567.07 |
| 10-131 | PAYROLL CASH | 0.00 | 0.00 | 0.00 |
| 10-199-1 | EMPLOYEE COMPUTERS | (407.07) | (118.22) | (525.29) |
| 10-122-1 | FARNSWORTH INVESTMENT | 0.00 | 0.00 | 0.00 |
| | Total | \$4,122,383.03 | \$181,985.24 | \$4,304,368.27 |
| 10-457-1 | Delete This Account | 0.00 | 0.00 | 0.00 |
| 10-498-1 | TEACHER RET 2.2 | 0.00 | 0.00 | 0.00 |
| 10-497-1 | SUPPORT PERS. DUES | 0.00 | 0.00 | 0.00 |
| 10-496-1 | LOHMANS CAFE. PLAN | (8,498.75) | (547.50) | (9,046.25) |
| 10-495-1 | LIFE INS PAYABLE | 0.00 | 0.00 | 0.00 |
| 10-493-1 | MEDICARE INS. PAYABLE | 0.00 | 0.00 | 0.00 |
| 10-490-1 | Delete This Account | 0.00 | 0.00 | 0.00 |
| 10-481-1 | TEACHER RET. PAYABLE | 0.00 | 0.00 | 0.00 |
| 10-460-1 | DISABILITY INS. PAYABLE | 0.00 | 0.00 | 0.00 |
| 10-458-1 | Delete This Account | 0.00 | 0.00 | 0.00 |
| 10-456-1 | Delete This Account | 0.00 | 0.00 | 0.00 |
| 10-455-1 | Delete This Account | 0.00 | 0.00 | 0.00 |
| 10-459-1 | Delete This Account | 0.00 | 0.00 | 0.00 |
| 10-454-1 | Delete This Account | 0.00 | 0.00 | 0.00 |
| 10-452-1 | Delete This Account | 0.00 | 0.00 | 0.00 |
| 10-411-1 | LOAN TO LIFE SAFETY | 0.00 | 0.00 | 0.00 |
| 10-431-1 | ACCOUNTS PAYABLE | 0.00 | 0.00 | 0.00 |
| 10-434-1 | LOANS FROM WKG CASH FND | 0.00 | 0.00 | 0.00 |
| 10-453-1 | Delete This Account | 0.00 | 0.00 | 0.00 |
| | Total | (\$8,498.75) | (\$547.50) | (\$9,046.25) |
| 10-706-1 | NET PROFIT/LOSS | (922,799.98) | (181,437.74) | (1,104,237.72) |
| 10-730-1 | FUND BALANCE | (3,191,084.30) | 0.00 | (3,191,084.30) |
| | Total | (\$4,113,884.28) | (\$181,437.74) | (\$4,295,322.02) |
| | Total | \$0.00 | \$0.00 | \$0.00 |

Balance Sheet (by fund)

Printed: 6/6/2013 9:21 AM
 PUTNAM COUNTY CUSD #535

| Account Number | Account Description | Balance Forward | Current Month | Current Balance |
|-----------------|------------------------|-------------------------|----------------------|-------------------------|
| Fund: 20 | | | | |
| AP-Accrual-20 | AP-Accrual for Fund 20 | 0.00 | 0.00 | 0.00 |
| | Total | \$0.00 | \$0.00 | \$0.00 |
| 20-185-1 | LONG TERM INVESTMENTS | 0.00 | 0.00 | 0.00 |
| 20-184-1 | LAND FUND INVESTMENT | 0.00 | 0.00 | 0.00 |
| 20-183-1 | TREE FUND INVESTMENTS | 3,580.29 | 0.00 | 3,580.29 |
| 20-131 | PAYROLL CASH | 0.00 | 0.00 | 0.00 |
| 20-110-1 | CASH IN BANKS | 118,785.45 | 0.00 | 118,785.45 |
| 20-121-1 | REGULAR INVESTMENT O/M | 2,050,142.25 | (52,061.70) | 1,998,080.55 |
| | Total | \$2,172,507.99 | (\$52,061.70) | \$2,120,446.29 |
| 20-454-1 | Delete This Account | 0.00 | 0.00 | 0.00 |
| 20-456-1 | Delete This Account | 0.00 | 0.00 | 0.00 |
| 20-457-1 | Delete This Account | 0.00 | 0.00 | 0.00 |
| 20-458-1 | Delete This Account | (24.54) | 0.00 | (24.54) |
| 20-459-1 | Delete This Account | 0.00 | 0.00 | 0.00 |
| 20-497-1 | SUPPORT PERS. DUES | 0.00 | 0.00 | 0.00 |
| 20-453-1 | Delete This Account | 0.00 | 0.00 | 0.00 |
| 20-481-1 | ANNUITIES PAYABLE | 0.00 | 0.00 | 0.00 |
| 20-451 | Delete This Account | 0.00 | 0.00 | 0.00 |
| 20-431-1 | ACCOUNTS PAYABLE | 0.00 | 0.00 | 0.00 |
| 20-452-1 | Delete This Account | 0.00 | 0.00 | 0.00 |
| | Total | (\$24.54) | \$0.00 | (\$24.54) |
| 20-730-1 | FUND BALANCE | (2,375,156.72) | 0.00 | (2,375,156.72) |
| 20-706-1 | NET PROFIT/LOSS | 202,673.27 | 52,061.70 | 254,734.97 |
| | Total | (\$2,172,483.45) | \$52,061.70 | (\$2,120,421.75) |
| | Total | \$0.00 | \$0.00 | \$0.00 |

Balance Sheet (by fund)

Printed: 6/6/2013 9:21 AM
 PUTNAM COUNTY CUSD #535

| Account Number | Account Description | Balance Forward | Current Month | Current Balance |
|-----------------|------------------------|-----------------|---------------|-----------------|
| Fund: 30 | | | | |
| AP-Accrual-30 | AP-Accrual for Fund 30 | 0.00 | 0.00 | 0.00 |
| | Total | \$0.00 | \$0.00 | \$0.00 |
| 30-185-1 | LONG TERM INVESTMENTS | 0.00 | 0.00 | 0.00 |
| 30-110-1 | CASH IN BANKS | 0.00 | 0.00 | 0.00 |
| 30-121-1 | REGULAR INVESTMENT B/I | 0.00 | 0.00 | 0.00 |
| | Total | \$0.00 | \$0.00 | \$0.00 |
| 30-431-1 | ACCOUNTS PAYABLE | 0.00 | 0.00 | 0.00 |
| | Total | \$0.00 | \$0.00 | \$0.00 |
| 30-730-1 | FUND BALANCE | 0.00 | 0.00 | 0.00 |
| 30-706-1 | NET PROFIT/LOSS | 0.00 | 0.00 | 0.00 |
| | Total | \$0.00 | \$0.00 | \$0.00 |
| | Total | \$0.00 | \$0.00 | \$0.00 |

Balance Sheet (by fund)

Printed: 6/6/2013 9:21 AM
 PUTNAM COUNTY CUSD #535

| Account Number | Account Description | Balance Forward | Current Month | Current Balance |
|-----------------|--------------------------|-----------------------|----------------------|-----------------------|
| Fund: 40 | | | | |
| AP-Accrual-40 | AP-Accrual for Fund 40 | 0.00 | 0.00 | 0.00 |
| | Total | \$0.00 | \$0.00 | \$0.00 |
| 40-110-1 | CASH IN BANKS | (79.78) | 0.00 | (79.78) |
| 40-121-1 | REGULAR INVESTMENT TRANS | 334,314.86 | 43,146.35 | 377,461.21 |
| 40-131 | PAYROLL CASH | 0.00 | 0.00 | 0.00 |
| 40-185-1 | LONG TERM INVESTMENTS | 0.00 | 0.00 | 0.00 |
| | Total | \$334,235.08 | \$43,146.35 | \$377,381.43 |
| 40-453-1 | Delete This Account | 0.00 | 0.00 | 0.00 |
| 40-411-1 | LOANS FROM W/C | 0.00 | 0.00 | 0.00 |
| 40-452-1 | Delete This Account | 0.00 | 0.00 | 0.00 |
| 40-454-1 | Delete This Account | 0.00 | 0.00 | 0.00 |
| 40-456-1 | Delete This Account | 0.00 | 0.00 | 0.00 |
| 40-457-1 | Delete This Account | 0.00 | 0.00 | 0.00 |
| 40-481-1 | EMPLOYEE INCENTIVE | 0.00 | 0.00 | 0.00 |
| 40-451-1 | Delete This Account | (0.33) | 0.00 | (0.33) |
| 40-431-1 | ACCOUNTS PAYABLE | 0.00 | 0.00 | 0.00 |
| | Total | (\$0.33) | \$0.00 | (\$0.33) |
| 40-706-1 | NET PROFIT/LOSS | (52,495.83) | (43,146.35) | (95,642.18) |
| 40-730-1 | FUND BALANCE | (281,738.92) | 0.00 | (281,738.92) |
| | Total | (\$334,234.75) | (\$43,146.35) | (\$377,381.10) |
| | Total | \$0.00 | \$0.00 | \$0.00 |

Balance Sheet (by fund)

Printed: 6/6/2013 9:21 AM
 PUTNAM COUNTY CUSD #535

| Account Number | Account Description | Balance Forward | Current Month | Current Balance |
|-----------------|--------------------------|-----------------------|----------------------|-----------------------|
| Fund: 50 | | | | |
| AP-Accrual-50 | AP-Accrual for Fund 50 | 0.00 | 0.00 | 0.00 |
| | Total | \$0.00 | \$0.00 | \$0.00 |
| 50-110-1 | CASH IN BANKS | 75,000.00 | 0.00 | 75,000.00 |
| 50-121-1 | REGULAR INVESTMENT IMRF | 214,801.83 | (22,706.51) | 192,095.32 |
| 50-185-1 | IMRF-LONG TERM INVESTMEN | 0.00 | 0.00 | 0.00 |
| | Total | \$289,801.83 | (\$22,706.51) | \$267,095.32 |
| 50-481-1 | MEDICARE EMPLOYEE (10) | 0.00 | 0.00 | 0.00 |
| 50-492-1 | MEDICARE INS PAYABLE | 0.00 | 0.00 | 0.00 |
| 50-457-1 | Delete This Account | 0.00 | 0.00 | 0.00 |
| 50-454-1 | Delete This Account | 0.00 | 0.00 | 0.00 |
| 50-431-1 | ACCOUNTS PAYABLE | 0.00 | 0.00 | 0.00 |
| 50-493-1 | MEDICARE BOARD SHARE | 0.00 | 0.00 | 0.00 |
| | Total | \$0.00 | \$0.00 | \$0.00 |
| 50-730-1 | FUND BALANCE | (186,393.03) | 0.00 | (186,393.03) |
| 50-706-1 | NET PROFIT/LOSS | (103,408.80) | 22,706.51 | (80,702.29) |
| | Total | (\$289,801.83) | \$22,706.51 | (\$267,095.32) |
| | Total | \$0.00 | \$0.00 | \$0.00 |

Balance Sheet (by fund)

Printed: 6/6/2013 9:21 AM
 PUTNAM COUNTY CUSD #535

| Account Number | Account Description | Balance Forward | Current Month | Current Balance |
|-----------------|--------------------------|-----------------|---------------|-----------------|
| Fund: 60 | | | | |
| AP-Accrual-60 | AP-Accrual for Fund 60 | 0.00 | 0.00 | 0.00 |
| | Total | \$0.00 | \$0.00 | \$0.00 |
| 60-185-1 | LONG TERM INVEST C/P | 0.00 | 0.00 | 0.00 |
| 60-121-1 | REG INVESTMENTS-CAP PROJ | 0.00 | 0.00 | 0.00 |
| 60-110-1 | CASH IN BANK-CAP PROJ | 0.00 | 0.00 | 0.00 |
| | Total | \$0.00 | \$0.00 | \$0.00 |
| 60-411-1 | LOAN FROM W/C | 0.00 | 0.00 | 0.00 |
| 60-431-1 | A/P CAP PROJECTS | 0.00 | 0.00 | 0.00 |
| | Total | \$0.00 | \$0.00 | \$0.00 |
| 60-730-1 | FUND BALANCE | (21,654.81) | 0.00 | (21,654.81) |
| 60-706-1 | NET PROFIT/LOSS | 21,654.81 | 0.00 | 21,654.81 |
| | Total | \$0.00 | \$0.00 | \$0.00 |
| | Total | \$0.00 | \$0.00 | \$0.00 |

Balance Sheet (by fund)

Printed: 6/6/2013 9:21 AM
 PUTNAM COUNTY CUSD #535

| Account Number | Account Description | Balance Forward | Current Month | Current Balance |
|-----------------|-------------------------|-------------------------|-------------------|-------------------------|
| Fund: 70 | | | | |
| AP-Accrual-70 | AP-Accrual for Fund 70 | 0.00 | 0.00 | 0.00 |
| | Total | \$0.00 | \$0.00 | \$0.00 |
| 70-121-1 | REGULAR INVESTMENT WC | 767,817.97 | 210.93 | 768,028.90 |
| 70-185-1 | INVESTMENT LONG TERM WC | 1,249,870.70 | 127.28 | 1,249,997.98 |
| 70-141-1 | W/C INTERFUND LOANS | 0.00 | 0.00 | 0.00 |
| 70-110-1 | CASH IN BANKS | (13,983.08) | 0.00 | (13,983.08) |
| | Total | \$2,003,705.59 | \$338.21 | \$2,004,043.80 |
| 70-431-1 | ACCOUNTS PAYABLE | 0.00 | 0.00 | 0.00 |
| 70-411-1 | LOANS TO LIFE SAFETY | 0.00 | 0.00 | 0.00 |
| | Total | \$0.00 | \$0.00 | \$0.00 |
| 70-730-1 | FUND BALANCE | (1,941,792.58) | 0.00 | (1,941,792.58) |
| 70-706-1 | NET PROFIT/LOSS | (61,913.01) | (338.21) | (62,251.22) |
| | Total | (\$2,003,705.59) | (\$338.21) | (\$2,004,043.80) |
| | Total | \$0.00 | \$0.00 | \$0.00 |

Balance Sheet (by fund)

Printed: 6/6/2013 9:21 AM
 PUTNAM COUNTY CUSD #535

| Account Number | Account Description | Balance Forward | Current Month | Current Balance |
|-----------------|------------------------|-----------------------|----------------------|----------------------|
| Fund: 80 | | | | |
| AP-Accrual-80 | AP-Accrual for Fund 80 | 0.00 | 0.00 | 0.00 |
| | Total | \$0.00 | \$0.00 | \$0.00 |
| 80-131 | PAYROLL CASH | 0.00 | 0.00 | 0.00 |
| 80-121-1 | TORT-REG INVESTMENT | 95,209.25 | (14,743.82) | 80,465.43 |
| 80-110-1 | TORT-CASH IN BANKS | 6,408.00 | 0.00 | 6,408.00 |
| | Total | \$101,617.25 | (\$14,743.82) | \$86,873.43 |
| 80-481 | NON-CERT DUES | 0.00 | 0.00 | 0.00 |
| 80-431-1 | ACCOUNTS PAYABLE | 0.00 | 0.00 | 0.00 |
| | Total | \$0.00 | \$0.00 | \$0.00 |
| 80-730-1 | FUND BALANCE | (233,675.14) | 0.00 | (233,675.14) |
| 80-706-1 | NET PROFIT/LOSS | 132,057.89 | 14,743.82 | 146,801.71 |
| | Total | (\$101,617.25) | \$14,743.82 | (\$86,873.43) |
| | Total | \$0.00 | \$0.00 | \$0.00 |

Balance Sheet (by fund)

Printed: 6/6/2013 9:21 AM
 PUTNAM COUNTY CUSD #535

| Account Number | Account Description | Balance Forward | Current Month | Current Balance |
|-----------------|--------------------------|-----------------------|-------------------|-----------------------|
| Fund: 90 | | | | |
| AP-Accrual-90 | AP-Accrual for Fund 90 | 0.00 | 0.00 | 0.00 |
| | Total | \$0.00 | \$0.00 | \$0.00 |
| 90-185-1 | LONG TERM L/S | 0.00 | 0.00 | 0.00 |
| 90-121-1 | REGULAR INVESTMENT L/S | 443,845.06 | 157.92 | 444,002.98 |
| 90-110-1 | CASH IN BANK-LIFE SAFETY | (120,000.00) | 0.00 | (120,000.00) |
| | Total | \$323,845.06 | \$157.92 | \$324,002.98 |
| 90-411-1 | LOAN DUE TO EDUCATION | 0.00 | 0.00 | 0.00 |
| 90-481-1 | IL WITHHOLDING TAX PAY | 0.00 | 0.00 | 0.00 |
| 90-457-1 | Delete This Account | 0.00 | 0.00 | 0.00 |
| 90-452-1 | Delete This Account | 0.00 | 0.00 | 0.00 |
| 90-412-1 | LOAN DUE TO WORKING CASH | 0.00 | 0.00 | 0.00 |
| 90-431-1 | ACCOUNTS PAYABLE | 0.00 | 0.00 | 0.00 |
| | Total | \$0.00 | \$0.00 | \$0.00 |
| 90-706-1 | NET PROFIT/LOSS | (59,270.78) | (157.92) | (59,428.70) |
| 90-730-1 | FUND BALANCE | (264,574.28) | 0.00 | (264,574.28) |
| | Total | (\$323,845.06) | (\$157.92) | (\$324,002.98) |
| | Total | \$0.00 | \$0.00 | \$0.00 |

PCES Activity Fund May 2013

| | |
|-------------------------------|----------------|
| Beginning Balance May 1, 2013 | \$12077.92 |
| Deposits May 2013 | 1710.05 |
| Expenditures May 2013 | <u>2979.61</u> |
| Ending Balance May 31, 2013 | \$10808.36 |

Deposits

| | | |
|--------------|---|-----------|
| May 10, 2013 | Yearbooks (45.00), 5 th Gr. Field Trip (360.00) Box tops (153.10) | \$558.10 |
| May 30, 2013 | PC Board Donation (1000.00), Soda (151.95) | \$1151.95 |

Expenditures

| | | |
|---------|--|-----------|
| 5/3/13 | #1160 –Lifetouch - Yearbooks | \$1659.04 |
| 5/10/13 | #1161 – North Central Bank - Bikes | \$213.94 |
| 5/14/13 | #1162 – Hennepin Food Mart – Supplies | \$28.65 |
| 5/15/13 | #1163 – Oriental Trading – Character Counts | \$207.98 |
| 5/24/13 | #1164 – Graphic Electronics – Bells for Retirees | \$120.00 |
| 5/30/13 | #1165 – PCPS – Donation from PC Board | \$250.00 |
| 5/30/13 | #1166 – PCHS – Donation from PC Board | \$250.00 |
| 5/30/13 | #1167 – PCJH - Donation from PC Board | \$250.00 |

| | |
|--------------------|-----------|
| Total Expenditures | \$2979.61 |
|--------------------|-----------|

PCES Activity Fund June 2013

| | |
|--------------------------------|---------------|
| Beginning Balance June 1, 2013 | \$10808.36 |
| Deposits June 2013 | |
| Expenditures June 2013 | <u>132.87</u> |
| Ending Balance June 30, 2013 | \$10675.49 |

Deposits

Expenditures

| | | |
|--------|--|----------|
| 6/5/13 | #1168 – Hennepin Food Mart Character Counts Party | \$132.87 |
|--------|--|----------|

| | |
|--------------------|----------|
| Total Expenditures | \$132.87 |
|--------------------|----------|

PCES Imprest Fund Report May 2013

| | |
|--------------------------------|------------|
| Beginning Balance May 01, 2013 | \$ 1500.00 |
| Less May 2013 expenditures | 26.64 |
| Balance May 31, 2013 | \$ 1473.36 |
| Request for reimbursement | 26.64 |
| Attain Maximum Balance | \$1,500.00 |

Deposits

Expenditures

| | |
|---|---------|
| 5/3/2013 - #3138 – Hennepin Postmaster 10-2410-341-1 | \$5.60 |
| 5/30/13 - #3139 – Hennepin Postmaster 10-2410-341-1 | \$21.04 |

| | |
|--------------------|---------|
| Total Expenditures | \$26.64 |
|--------------------|---------|

| | |
|---------------------------|---------|
| Request for reimbursement | \$26.64 |
|---------------------------|---------|

Putnam County Junior High School
 Imprest Fund
 May, 2013
 Account #010-146

| | |
|------------------------|------------------|
| Beginning Balance | \$ 2,119.78 |
| Replenishment Request | <u>680.22</u> |
| Attain Maximum Balance | \$ 2,800.00 |
| Less Expenditures | <u>\$ 524.44</u> |
| Balance | \$ 2275.56 |
| Replenishment Request | <u>\$ 524.44</u> |
| Attain Maximum Balance | \$ 2,800.00 |

| <u>Check</u> | <u>Date</u> | <u>To Whom</u> | <u>Account #</u> | <u>Reason</u> | <u>Amount</u> |
|--------------|-------------|----------------------|------------------|------------------------|---------------|
| 5156 | 05/03 | Deb Christoff | 10-1501-319-3 | track starter | 205.00 |
| 5157 | 05/07 | St. Mary's Metamora | 10-1501-640-3 | track tournament | 120.00 |
| 5158 | 05/08 | U. S. Postmaster | 10-2410-341-1 | postage | 16.38 |
| 5159 | 05/09 | U. S. Postmaster | 10-2410-341-1 | postage | 14.60 |
| 5160 | 05/10 | U. S. Postmaster | 10-2410-341-1 | postage | 7.17 |
| 5161 | 05/13 | U. S. Postmaster | 10-2410-341-1 | postage | 5.65 |
| 5162 | 05/20 | Spring Valley Bakery | 10-1112-410-3 | Breakfast of champions | 117.00 |
| 5163 | 05/23 | U. S. Postmaster | 10-2410-341-1 | postage | 5.80 |
| 5164 | 05/23 | Deb Carlson | 10-1112-410-3 | graduation supplies | 30.20 |
| 5165 | 05/24 | U. S. Postmaster | 10-2410-341-1 | postage | 2.64 |

| | |
|-----------------------|--------|
| expenditures | 524.44 |
| Replenishment request | 524.44 |

Carl Carlson, Principal

Sandra A. Troglio, Secretary

Putnam County Junior High School
 PCJH Cheerleading
 May, 2013
 Account #138-258

| | | |
|-------------------|----|--------------|
| Beginning Balance | \$ | 591.78 |
| Transfers In | | <u>00.00</u> |
| Subtotal | | 591.78 |
| Less Expenditures | | <u>00.00</u> |
| Balance | | 591.78 |

| <u>Check#</u> | <u>Date</u> | <u>To Whom</u> | <u>Reason</u> | <u>Amount</u> |
|---------------|-------------|----------------|---------------|---------------|
|---------------|-------------|----------------|---------------|---------------|

 Carl Carlson, Principal

 Sandra A. Troglio, Secretary

Putnam County Junior High School
 PCJH Girls Athletic Fund
 May, 2013
 Account #010-707

| | |
|-------------------|-----------------|
| Beginning Balance | \$ 3,511.60 |
| Transfers In | <u>3,913.14</u> |
| Subtotal | 7,424.74 |
| Less Expenditures | <u>2,090.27</u> |
| Balance | 5,334.47 |

| <u>Check #</u> | <u>Date</u> | <u>To Whom</u> | <u>Reason</u> | <u>Amount</u> |
|----------------|-------------|----------------|------------------------|---------------|
| 548 | 05/01 | Caseys | pizza | 75.59 |
| 549 | 05/06 | Cubby Hole | shirts | 1,122.00 |
| 550 | 05/06 | IESA | gate | 213.00 |
| 551 | 05/07 | Water Pros | water | 20.31 |
| 552 | 05/15 | N/C Mastercard | track concession stand | 203.81 |
| 553 | 05/15 | PC Foods | track concession stand | 99.37 |
| 554 | 05/16 | PC Foods | track concession stand | 16.19 |
| 555 | 05/21 | The Cubby Hole | shirts | 340.00 |

Carl Carlson, Principal

Sandra A. Troglio, Secretary

Putnam County Junior High School
Puma Crew
May, 2013
Account #010-561

| | |
|-------------------|---------------|
| Beginning Balance | \$ 2070.86 |
| Transfers In | <u>00.00</u> |
| Subtotal | 2070.86 |
| Less Expenditures | <u>134.95</u> |
| Balance | \$1,935.91 |

| <u>To Whom</u> | <u>Reason</u> | <u>Amount</u> |
|----------------|----------------------------|---------------|
| Jess Lenkaitis | Amazing Race Winners Lunch | \$105.00 |
| Jen Ibarra | Top Readers Lunch | \$29.95 |

Carl Carlson, Principal

Brooke Byers/Connie
Hartman, Advisors

Putnam County Junior High School
 PCJH Staff Soda
 May, 2013
 Account #010-650

| | | |
|-------------------|--|-----------------|
| Beginning Balance | | \$ 3,575.87 |
| Transfers In | | <u>5,202.57</u> |
| Subtotal | | 8,778.44 |
| Less Expenditures | | <u>4,824.31</u> |
| Balance | | 3,954.13 |

| <u>Check #</u> | <u>Date</u> | <u>To Whom</u> | <u>Reason</u> | <u>Amount</u> |
|----------------|-------------|---------------------|-----------------------------------|---------------|
| 1243 | 05/04 | Hobby Lobby | Spec Ed | \$ 26.90 |
| 1244 | 05/04 | Walmart | Spec Ed | 283.60 |
| 1245 | 05/04 | Jay Presley | 8 th grade fund raiser | 87.00 |
| 1246 | 05/09 | Pepsi | soda | 583.56 |
| 1247 | 05/10 | Alfanos | 8 th grade pizza | 105.31 |
| 1248 | 05/14 | Peoria Charter | 8 th grade trip | 2,642.56 |
| 1249 | 05/16 | Angel Bears of Hope | donation | 365.00 |
| 1250 | 05/16 | Humane Society | donation | 315.55 |
| 1251 | 05/16 | N/C Mastercard | 8 th grade DVD's | 39.65 |
| 1252 | 05/16 | Special Olympics | donation | 300.00 |
| 1253 | 05/23 | March of Dimes | donation | 65.18 |
| 1254 | 05/28 | Humane Society | donation | 10.00 |
| 1255 | | VOID | | |

 Carl Carlson, Principal

 Sandra A. Troglia, Secretary

Putnam County Junior High School
Student Council
May, 2013
Account #138-096

| | |
|-------------------|----------------|
| Beginning Balance | \$ 1035.85 |
| Transfers In | <u>1433.45</u> |
| Subtotal | \$ 2469.30 |
| Less Expenditures | <u>1397.46</u> |
| Balance | \$ 1071.84 |

| <u>Check #</u> | <u>Date</u> | <u>To Whom</u> | <u>Reason</u> | <u>Amount</u> |
|----------------|-------------|-----------------------|--------------------------|---------------|
| 895 | 5-9 | Creative Apparel | Walk A Thon tshirts | \$561.95 |
| 896 | 5-14 | Cosgrove Dist. | Walk A Thon concess. | \$92.32 |
| 897 | 5-16 | Walmart | Walk A Thon concess | \$46.10 |
| 898 | 5-16 | Hobby Lobby | graduation decorations | \$158.09 |
| 890 | 5-21 | Henn. Food Mart | Gatorade for Walk A Thon | \$149.75 |
| 900 | 5-28 | Humane Society | Thompson's charity | \$24.87 |
| 901 | 5-28 | March of Dimes | Carboni's charity | \$24.87 |
| 902 | 5-28 | Angel Bears of Hope | Dudek's charity | \$24.87 |
| 903 | 5-28 | Friends of Strays | Byers's charity | \$24.87 |
| 904 | 5-29 | Aasha Fund | Miller's charity | \$24.87 |
| 905 | 5-29 | Relay for Life | Slingsby's charity | \$24.87 |
| 906 | 5-29 | Alzheimers Foundation | Walker's charity | \$24.87 |
| 907 | 5-29 | Freedom House | Lenkaitis's charity | \$24.87 |
| 908 | 5-29 | Special Olympics | McKenzie's charity | \$24.87 |
| 909 | 5-29 | PC Food Pantry | Ibarra's charity | \$24.87 |
| 910 | 5-29 | IVAR | Olson's charity | \$24.87 |
| 911 | 5-31 | American Heart Assoc. | Barnett's charity | \$24.87 |
| 912 | 5-31 | PADS | Lombardo's charity | \$74.87 |
| 913 | 6-4 | Toni's Flower Shop | graduation balloons | \$15.94 |

Carl Carlson, Principal


Amy Carboni, Sponsor

Putnam County Junior High School
 PCJH Activity Fund
 May, 2013

| <u>Account name & #</u> | <u>Beginning Bal</u> | <u>Transfer In</u> | <u>Transfer Out</u> | <u>Ending Bal.</u> |
|------------------------------|----------------------|--------------------|---------------------|--------------------|
| PCJH Cheerleading 138-258 | \$ 591.78 | 00.00 | 00.00 | \$ 591.78 |
| PCJH Girls Athletic 010-707 | 3,511.60 | 3,913.14 | 2,090.27 | 5,334.47 |
| PCJH Puma Crew 010-561 | 2,070.86 | 00.00 | 134.95 | 1,935.91 |
| Staff Soda 010-650 | 3,575.87 | 5,202.57 | 4,824.31 | 3,954.13 |
| PCJH Student Council 138-096 | 1,035.85 | 1,433.45 | 1,397.46 | 1,071.84 |

 Carl Carlson, Principal

 Sandra A. Troglia, Secretary



Putnam County Primary School

**400 E. Silverspoon Ave.
Granville, IL 61326**

**Phone Number 1-815-882-2800
Fax Number 1-815-882-2801**

ACTIVITY FUND REPORT MAY

May 31, 2013

Beginning Balance May 1, 2013 \$8965.72

DEPOSITS \$720.25


5/21 \$305.25 (jeans, soda, fieldtrip)
5/31 \$415.00 (jeans, K t-shirts, yearbooks)

EXPENDITURES -1105.34

5/10 ck# 635 - \$47.63 Fox River Foods (Institute snacks)
5/15 ck# 636 - \$35.00 St. Jude (jeans)
5/15 ck# 637 - \$100.38 Quill (certificates)
5/15 ck# 638 - \$51.75 Oriental Trading Co (prizes)
5/20 ck# 639 - \$292.00 Niabi Zoo (2nd grade fieldtrip)
5/20 ck# 640 - \$126.70 School Specialty (1st grade CC cardstock)
5/22 ck# 641 - \$75.00 ifocus 2 (extra yearbooks)
5/23 ck# 642 - \$101.96 School Specialty (office supplies)
5/28 ck# 643 - \$9.92 Ronda Cross (field day popcycles)
5/29 ck# 644 - \$229.00 Creative Apparel (Kind T-shirts)
5/30 ck# 645 - \$36.00 Special Olympics (jeans)

Ending Balance May 31, 2013 \$8580.63

Where all students will learn and succeed and all means ALL
Principal—Mrs. Ronda Cross
Secretary—Mrs. Angelina Migliorini



Putnam County Primary School

*400 E. Silverspoon Ave.
Granville, IL 61326*

*Phone Number 1-815-882-2800
Fax Number 1-815-882-2801*

IMPREST FUND REPORT MAY

May 31, 2013

| | |
|-------------------|------------|
| Maximum Balance | \$1,500.00 |
| Less Expenditures | \$-185.44 |

| | |
|---------------|----------|
| DEPOSITS | |
| 5/21 district | \$310.32 |

| | |
|--|-----------|
| EXPENDITURES | |
| 5/29 \$185.44 Ck # 596--Casey's (pre-k picnic) | |
| | -\$185.44 |

| | |
|---------------------------|----------|
| Request for Reimbursement | \$185.44 |
|---------------------------|----------|

*Where all students will learn and succeed and all means ALL
Principal—Mrs. Ronda Cross
Secretary—Mrs. Angelina Migliorini*

SUPERINTENDENT IMPREST
MAY 2013

| | |
|-----------------------|---------------|
| BANK BALANCE | 1543.40 |
| REPLENISHMENT REQUEST | <u>456.60</u> |
| BANK BALANCE | 2000.00 |

| | | | |
|------|---------------|-----------------------------|-------------|
| 2881 | 10-151300-1 | Ann Miller-Farnsworth | 100.00 |
| 2882 | 10-151300-1 | Alexandra Burden-Farnsworth | 50.00 |
| 2883 | 10-151300-1 | Ciera Keller-Farnsworth | 50.00 |
| 2884 | 20-2542-320-3 | Sec of State-Truck license | 101.00 |
| 2885 | 10-151300-1 | Alexis Dauck-Farnsworth | 75.00 |
| 2886 | 10-151300-1 | Joe Cyr-Farnsworth | 50.00 |
| 2887 | 10-151300-1 | Megan Thompson-Farnsworth | 25.00 |
| 2888 | 10-2320-340-1 | Post Office | <u>5.60</u> |

| | |
|-------|--------|
| TOTAL | 456.60 |
|-------|--------|

PUTNAM COUNTY HIGH SCHOOL

Imprest Fund

Bob Peterson, Principal

| | |
|-------------------------------|------------------|
| Balance April 29, 2013 | \$ 152.00 |
| Replenishment Requested | \$4848.00 |
| Maximum Balance | \$5000.00 |
| May Expenditures | \$2577.14 |
| Balance May 31, 2013 | \$2422.89 |
| Replenishment Requested | \$2577.14 |
| Attain Maximum Balance | \$5000.00 |

EXPENDITURES

| | | | |
|---------------------|---------------|---------------------------|-----------------|
| Les Armstrong | 10-1501-319-2 | JV Softball Official | \$ 50.00 |
| Derik Benning | 10-1501-319-2 | JV Softball Official | \$ 50.00 |
| IAVAT | | Mr. Heiser Conference | \$534.00 |
| Monas | 10-1501-640-2 | Tri-County Meeting | \$ 63.75 |
| Bernie Moore | 10-1501-319-2 | Varsity Softball Official | \$ 50.00 |
| Dave Carter | 10-1501-319-2 | Varsity Softball Official | \$ 50.00 |
| Bill Twardowski | 10-1501-319-2 | Track Official | \$ 85.00 |
| Joel Gerdovich | 10-1501-319-2 | JV Baseball Official | \$ 50.00 |
| John McCauley | 10-1501-319-2 | JV Baseball Official | \$ 50.00 |
| Brett Doty | 10-1501-319-2 | Varsity Softball Official | \$ 50.00 |
| John Miller | 10-1501-319-2 | Varsity Softball Official | \$ 50.00 |
| Ed Swingel | | Co-op Supervisors | \$197.09 |
| Ed Derix | 10-1501-319-2 | JV Baseball Official | \$ 50.00 |
| Keith Dickenson | 10-1501-319-2 | JV Baseball Official | \$ 50.00 |
| Doug Rose | 10-1501-319-2 | Varsity Baseball Official | \$ 50.00 |
| John Dresback | 10-1501-319-2 | Varsity Baseball Official | \$ 50.00 |
| Jim Knauf | 10-1501-319-2 | Varsity Baseball Official | \$ 50.00 |
| Rich Fulderson | 10-1501-319-2 | Varsity Baseball Official | \$ 50.00 |
| Brett Doty | 10-1501-319-2 | Varsity Baseball Official | \$ 50.00 |
| John Rousculp | 10-1501-319-2 | Varsity Baseball Official | \$ 50.00 |
| Ottawa High School | 10-1501-640-2 | Track Meet | \$200.00 |
| Doug Rose | 10-1501-319-2 | Varsity Baseball Official | \$ 50.00 |
| Rick Moore | 10-1501-319-2 | Varsity Baseball Official | \$ 50.00 |
| Jim Eustice | 10-1501-319-2 | Varsity Baseball Official | \$ 50.00 |
| Ray Gerkitz | 10-1501-319-2 | Varsity Baseball Official | \$ 50.00 |
| Jon Rousculp | 10-1501-319-2 | Varsity Baseball Official | \$ 50.00 |
| Mike Puckett | 10-1501-319-2 | Softball Official | \$ 50.00 |
| Graphic Electronics | | talking Globe | \$ 15.75 |
| Staples | 10-1113-410-2 | Awards/Graduation paper | \$ 93.81 |
| Pitney Bowes | 10-2410-341-1 | Postage | \$200.00 |
| Staples | 10-1113-410-2 | Graduation paper | \$ 18.96 |
| Staples | 10-1113-410-2 | Graduation paper | <u>\$ 68.78</u> |

Total May Expenses \$2577.14

Putnam County Comm. Unit School Dist. #535

Treasurers Report May 31, 2013

| PAGE 1 OF 2 | EDUCATION | O/M | TRANSPORT | IMRF | C/P | W/C | TORT | L/S | TOTALS |
|--|------------------|----------------|------------------|--------------|------------|----------------|--------------|----------------|----------------|
| Cash/Invest. Begin Month | \$4,113,884.28 | \$2,172,483.45 | \$334,234.75 | \$289,801.83 | \$0.00 | \$2,003,705.59 | \$101,617.25 | \$323,845.06 | \$9,339,572.21 |
| Receipts | \$771,772.91 | \$536.35 | \$104,069.05 | \$69.93 | \$0.00 | \$338.21 | \$40.26 | \$157.92 | \$876,984.63 |
| Disbursements | \$590,335.17 | \$52,598.05 | \$60,922.70 | \$22,776.44 | \$0.00 | \$0.00 | \$14,784.08 | \$0.00 | \$741,416.44 |
| Cash/Invest. End Month | \$4,295,322.02 | \$2,120,421.75 | \$377,381.10 | \$267,095.32 | \$0.00 | \$2,004,043.80 | \$86,873.43 | \$324,002.98 | \$9,475,140.40 |
| CASH IN BANKS | | | | | | | | | |
| Granville National Bank | \$21,067.43 | \$0.00 | \$0.00 | \$0.00 | \$0.00 | \$0.00 | \$0.00 | \$0.00 | \$21,067.43 |
| First State Bank | \$17,084.13 | \$82,850.79 | (\$79.78) | \$75,000.00 | \$0.00 | (\$13,983.08) | \$6,408.00 | (\$120,000.00) | \$47,280.06 |
| North Central Bank | \$10,374.92 | \$35,934.66 | \$0.00 | \$0.00 | \$0.00 | \$0.00 | \$0.00 | \$0.00 | \$46,309.58 |
| Total Cash in Banks | \$48,526.48 | \$118,785.45 | (\$79.78) | \$75,000.00 | \$0.00 | (\$13,983.08) | \$6,408.00 | (\$120,000.00) | \$114,657.07 |
| MONEY MARKET ACCTS. | | | | | | | | | |
| Granville National Bank Rate 0.15% | \$226,533.84 | \$58,795.48 | \$12,764.35 | \$0.00 | \$0.00 | \$0.00 | \$5,343.99 | \$0.00 | \$303,437.66 |
| First State Bank Rate 0.30% | \$1,512,896.63 | \$185,065.90 | \$90,530.10 | \$94,149.40 | \$0.00 | \$88,947.06 | \$47,452.47 | \$268,520.77 | \$2,287,562.33 |
| North Central Bank Rate 0.30% | \$2,252,604.88 | \$1,754,219.17 | \$274,166.76 | \$97,945.92 | \$0.00 | \$679,081.84 | \$27,668.97 | \$175,482.21 | \$5,261,169.75 |
| Eureka Savings Rate 0.45% | \$250,697.14 | | | | | | | | \$250,697.14 |
| Peru Federal Savings Rate 0.00% | \$0.00 | | | | | | | | \$0.00 |
| USBank | \$834.58 | | | | | | | | \$834.58 |
| | | | | | | | | | |
| | | | | | | | | | |
| | | | | | | | | | |
| | | | | | | | | | |

Putnam County Comm. Unit School Dist. #535

Treasurers Report May 31, 2013

| | | | | | | | | | |
|-----------------------------------|------------------|----------------|------------------|--------------|------------|----------------|-------------|--------------|----------------|
| Total Money Market Accts. | \$4,243,567.07 | \$1,998,080.55 | \$377,461.21 | \$192,095.32 | \$0.00 | \$768,028.90 | \$80,465.43 | \$444,002.98 | \$8,103,701.46 |
| PAGE 2 OF 2 | EDUCATION | O/M | TRANSPORT | IMRF | C/P | W/C | TORT | L/S | TOTALS |
| C/D INVESTMENTS | | | | | | | | | |
| Granville National Bank | | | | | | | | | |
| | | | | | | | | | \$0.00 |
| | | | | | | | | | \$0.00 |
| | | | | | | | | | \$0.00 |
| | | | | | | | | | \$0.00 |
| | | | | | | | | | \$0.00 |
| First State Bank | | | | | | | | | |
| 29164 05/13/14 0.48% | | | | | | \$710,508.18 | | | \$710,508.18 |
| 30451 11/17/13 0.53% | | | | | | \$206,343.18 | | | \$206,343.18 |
| 31083 02/27/14 0.45% | | | | | | \$333,146.62 | | | \$333,146.62 |
| | | | | | | | | | \$0.00 |
| | | | | | | | | | \$0.00 |
| North Central Bank | | | | | | | | | |
| | | | | | | | | | \$0.00 |
| | | | | | | | | | \$0.00 |
| | | | | | | | | | \$0.00 |
| | | | | | | | | | \$0.00 |
| | | | | | | | | | \$0.00 |
| Auditor Adjustments | | | | | | | | | |
| | | | | | | | | | |
| Tree Fund | | \$3,580.29 | | | | | | | \$3,580.29 |
| | | | | | | | | | |
| Assets | \$12,274.71 | | | | | | | | \$12,274.71 |
| | | | | | | | | | |
| Adjustments | \$0.01 | | | | | | | | \$0.01 |
| | | | | | | | | | |
| Liabilities | (\$9,046.25) | (\$24.54) | (\$0.33) | | | | | | (\$9,071.12) |
| | | | | | | | | | |
| TOTAL CASH & INVESTMEN | \$4,295,322.02 | \$2,120,421.75 | \$377,381.10 | \$267,095.32 | \$0.00 | \$2,004,043.80 | \$86,873.43 | \$324,002.98 | \$9,475,140.40 |
| | | | | | | | | | |
| | | | | | | | | | |

**Putnam County Comm. Unit School Dist. #535
Treasurers Report May 31, 2013**

CERTIFIED CORRECT

Alex J. Rolando

05/31/13

**Putnam County HS
Principal Report
June 17, 2013**

Finals

Semester exams went well. We increased to the grade of B to be exempt from the test. I have attached the student grades from 1st and 2nd semester. Looks like the sophomore class was the strongest grades wise.

Extra-curricular

Our baseball and softball had fantastic finishes. Our softball team won the very first sectional of our history. Congratulations to Coach Walker, Coach Ralph, and the girls softball players!! Great Job!!! The baseball team went where no other Putnam County team has gone!!! The championship game!!! We received so much recognition, celebration, and parade escorts from the PC community, thanks to all!!! Congrats to Coach Garcia and his staff and players!!! Memoires!!

Class of 2014 ACT Scores

We had a student receive a 36 (the highest mark attainable) on her test score. She does not want any recognition or anything put out about her score (family wishes). Along with the 36 we also received a 35, 33, and a 30. We also had 4 students score between 25-29.

The class averages were:

| | |
|-------------|------|
| English | 18.6 |
| Mathematics | 18.8 |
| Reading | 19.7 |
| Science | 19.4 |

The PSAE scores have not been released.

Suspension Report for the 2012-13 School Year

As you see by looking at the attachment, we had a very good year dealing with discipline. We had a good group of kids, and in-school suspension is working. We have increased in-school suspension by 2 class period

Grades 2012-13

| 9th | A | B | C | D | F | | | |
|----------|-----|-----|-----|----|----|--|--|--|
| 1st Qt | 121 | 141 | 128 | 40 | 28 | | | |
| 2nd Qt | 116 | 125 | 129 | 51 | 28 | | | |
| Semester | 108 | 130 | 127 | 67 | 24 | | | |
| 3rd Qt | 119 | 142 | 102 | 48 | 45 | | | |
| 4th Qt | 129 | 114 | 115 | 55 | 53 | | | |
| Semester | 112 | 126 | 130 | 65 | 54 | | | |
| | | | | | | | | |
| 10 | A | B | C | D | F | | | |
| 1st QT | 181 | 135 | 127 | 37 | 22 | | | |
| 2nd Qt | 153 | 132 | 136 | 58 | 25 | | | |
| Semester | 181 | 147 | 137 | 59 | 23 | | | |
| 3rd Qt | 169 | 139 | 93 | 63 | 32 | | | |
| 4th Qt | 163 | 137 | 103 | 50 | 42 | | | |
| Semester | 156 | 124 | 116 | 67 | 33 | | | |
| | | | | | | | | |
| 11 | A | B | C | D | F | | | |
| 1st Qt | 154 | 178 | 125 | 40 | 28 | | | |
| 2nd Qt | 131 | 174 | 131 | 41 | 43 | | | |
| Semester | 135 | 168 | 137 | 47 | 31 | | | |
| 3rd Qt | 162 | 138 | 127 | 62 | 43 | | | |
| 4th Qt | 154 | 142 | 130 | 51 | 51 | | | |
| Semester | 138 | 159 | 120 | 70 | 55 | | | |
| | | | | | | | | |
| 12 | A | B | C | D | F | | | |
| 1st Qt | 137 | 105 | 100 | 37 | 4 | | | |
| 2nd Qt | 122 | 123 | 98 | 29 | 18 | | | |
| Semester | 114 | 131 | 96 | 42 | 9 | | | |
| 3rd Qt | 138 | 101 | 92 | 36 | 19 | | | |
| 4th Qt | 119 | 123 | 93 | 28 | 16 | | | |
| Semester | 120 | 116 | 103 | 44 | 13 | | | |

Putnam County High School
Suspensions for the 2012-13 School Year

| | |
|---|----------|
| Hitting another student | 7 |
| Excessive detentions | 0 |
| Bring a look a like weapon | 1 |
| Insubordination | 4 |
| Failed to serve a rescheduled detention | 2 |
| Gross misconduct | 4 |
| Depantsing a student in PE | 1 |
| Harassment | 2 |
| Truancy | 6 |
| Excessive in-school suspensions | 8 |
| Burning another student with a glue gun | 2 |
| Inappropriate language | 1 |
| Cell phone infraction | 2 |
| Under the influence of drugs | 1 |
| Refusing to do work | <u>2</u> |
| | 43 total |

Year Suspensions/Students

| | |
|---------|--------|
| 2001-02 | 124/47 |
| 2002-03 | 163/40 |
| 2003-04 | 147/44 |
| 2004-05 | 123/44 |
| 2005-06 | 67/38 |
| 2006-07 | 59/27 |
| 2007-08 | 94/52 |
| 2008-09 | 75/37 |
| 2009-10 | 122/42 |
| 2010-11 | 167/39 |
| 2011-12 | 70/40 |
| 2012-13 | 43/23 |

June Principal's Report From the Desk of Mrs. Cross

- **Jump Start:** On Monday, July 29th we will begin the Primary School's Jump Start summer school. I am recommending that we hire Monica McGill as a Kindergarten teacher, Katie Sobkowiak as a 1st grade teacher, Angie Serafini as a 2nd grade teacher and Claudia Gallup as a paraprofessional for the program. We are anticipating approximately 21-24 students this year. Mrs. Migliorini has prepared reminder letters with all of the details, like the start time and bus schedule, so parents have something to post at home.
- **Lemonade Stand:** During one of our last weeks in school Mrs. Kuehn's substitute, Angie Serafini, and the two classroom paraprofessionals, Jen Trovero and Brittany Mennie launched a real lemonade stand. The students in Mrs. Kuehn's class conducted math and reading operations as well as design and placement of their stand. Students sold lemonade for .55 a glass...and it was fantastic. Please see our webpage for some great pictures of those who patronized the stand. (This was a non-profit activity.)
- **1st Grade Poetry Celebration:** On May 21st Mrs. Vacca's 1st grade class put on a "Coffee House" poetry reading for friends and family. Each student wrote 12 poems and shared 3 with the audience. Students continued their readings at the tables with their special guests along with some refreshments. Well done!
- **End-of-the-Year Assemblies:** At the end of the school year we had final assemblies for the students. These assemblies held at each grade level were different from the others we have had. Every student received a special certificate (and coordinating treat) from their teacher that said something special about them (ie., Milky Way award was for outstanding interest in Science). Students also received recognition for behavior (Paw certificates or medals) and attendance certificates or medals. We had 5 students this year that had perfect attendance at the Primary building!
- **PreK Picnic:** This year the preschool team tried something different. They had an end-of-the-year picnic where all of the students came together for a short program, lunch and play. The event was held at the Mark Park (Big thank you to the Village Board and Mike Holms for their help) and our staff pulled it all together with the assistance of the grant and donations they sought out. It was fantastic what they do for our students!
- **Kindergarten Promotion:** This year the promotion was held at the High School due to uncooperative weather. In the morning students rotated around on various centers and in the afternoon students got to use the big stage in the auditorium. They sang songs using props and received certificates acknowledging their achievement this year. I think they did great especially since they did not get the opportunity to practice changing places so many times on a stage. Again, I received many complements on the staff and what they have done for our students!!



Putnam County Elementary School

326 S. 5th St.
Hennepin, IL 61327

Phone Number 1-815-882-2800 opt 2
Fax Number 1-815-925-7435

“Where all students will learn and succeed, and all means ALL”

Putnam County Elementary School Principal’s Board Report June 17, 2013

Student Achievement

At our end of the year assembly- we awarded many student recognition awards for outstanding student achievement through out the year.

- We awarded 14 5th Graders Honor Roll Certificates and 18 5th Graders High Honor Roll Certificates.
- 34 students earned CHARACTER COUNTS Awards for displaying Great Character throughout the year and had their names drawn from the Great Character Bucket.
- Each Class handed out their Top 5 Reading Awards to our 40 readers.
- We had 8 students who had Perfect Attendance for the entire year.
- We had 22 students who had perfect Homework for the entire year.
- We gave our Top Accelerated Readers Awards to the Top 10 points. Erin Brooker in 3rd Grade had the 2nd most points of any student K-12.

ISAT Scores(Preliminary)

- The scores are out for the 2013 School Year with the new cut scores. I have attached a summary of the scores for comparison and a brief summary.

Summer School

- For the Jump Start Program for PCES class will be from July 29th-August 8th 8:30-11:30. We have 24 3-5 Grade students and will have 4-6 Jr. High Students.
- I have attached my staff recommendations for the program.
- We will meet as a team to plan the curriculum based on the needs of the students to ensure they are receiving the support and extra interventions required to help them have a smooth transition to the start of the year and to be successful.

Wrapping Up 2012-2013 School Year

- Our last Institute day was devoted to teachers completing their permanent records for their class, ensuring their certificates are ready to be switched over to a new system by the State July 1st, and examining our student achievement and start to plan for next year- such as the EPIC Planning sessions and professional development.
- Brenda and I are busy wrapping up the end of this year. I have completed all the required reports from the State Board of Education.
- We are in the process of having the renovations begin and should have an outstanding building to start the year.

Planning for the 2013-2014 School Year

- I am coordinating the EPIC meetings to have each Grade level plan, gather resources, and be ready to implement a new challenging curriculum aligned to the Common Core Standards in Math and Language Arts and the new Science Standards.
 - The biggest challenge for the staff and myself will be the coordination of resources to ensure the students have the materials needed to be successful with the new standards.
- I met with the 2nd Grade and 3rd Grade teachers as they met and discussed the students and their needs to ensure a smooth transition.
- I also met with the 5th & 6th Grade teachers for the same discussions.
- I also had our 4th Grade meet and discuss the incoming 5th Graders with their teachers on our last Institute Day.
- I have also worked with Carl as he has coordinated our renewal to Study island and coordinated our subscription to Educational Leaders network for our mandated trainings for next school year.
- We as an Administrative Team are working on the New Evaluation Tool required by the state.
- I have Class Lists drafted and am working on a master Schedule that will include time for the Grade level teachers to have common planning time.
- I also have recommendations to hire 2 new staff members that will make our school better and the education our students receive even greater.(See attachment)
THANK YOU TO THE BOARD FOR YOUR SUPPORT OF THE ADITONAL TEACHER TO HAVE SMALLER CLASS SIZES. I APPRECIATE YOUR SUPPORT TO PROVIDE THE BEST EDUCATION POSSIBLE!
 - We have a 3rd Grade and 5th Grade Teacher to hire as I honored Debbie Ward's request to move to 4th Grade- if you would like to discuss this I will be glad to.

End of the Year Reflection

As I finish my first year as an administrator in this district and second year overall, I cannot tell you how much I appreciate your confidence, support, and commitment to our students. I am truly blessed to be in a district as strong as Putnam County with the team work from the administrative team, leadership from Jay, and the commitment to excellence from the Board of education. This makes the dedication and hard work of the teachers pay off in a great all-around education by our students. I am honored to work here and will be here for a long time! Thank you and enjoy a safe and wonderful summer!

| ISAT 2013 | 2013 Scores | 2012 Scores with 2013 Cut Scores |
|------------------|--------------------------|----------------------------------|
| 3rd Grade | % Meet or Exceeds | % Meet or Exceeds |
| Reading | 74% | |
| Math | 68% | |
| | | |
| 4th Grade | | |
| Reading | 71% | 84% |
| Math | 66% | 87% |
| | | |
| 5th Grade | | |
| Reading | 68% | 81% |
| Math | 76% | 87% |
| | | |

| ISAT 2013 | 2013 Scores with 2012 Cuts | 2012 Scores |
|------------------|----------------------------|------------------------------|
| 3rd Grade | % Meet or Exceeds | *from Previous Grade* |
| Reading | | |
| Math | | |
| | | |
| 4th Grade | | |
| Reading | 85% | 90% when in 3rd Grade |
| Math | 100% | 96% when in 3rd Grade |
| | | |
| 5th Grade | | |
| Reading | 94% | 92% when in 4th Grade |
| Math | 95% | 97% when in 4th Grade |
| | | |

ISAT Scores 2013 Summary PCES

These scores are the preliminary scores with the State of Illinois new cut scores that were raised for the 2012-2013 school year. These scores are part of the State Board of Education process to increase rigor to the curriculum in schools. This initial result is that scores across the state have dropped in reference to the % of students meeting or exceeding the cut scores. It does not mean the students learned any less or the teachers did not teach any less. It is simply a reflection of the state raising the cut scores and it will take changes in instruction, curriculum, and new standards to increase the % of students in the meet and exceeds categories.

Here is a brief summary of the results with the new cut scores:

The first chart has our test scores in terms of % of Meet or Exceeds for the 2013 ISAT Test. At first glance the % s are lower than this district has experienced in the past. The 2nd column is the 2012 test scores with the 2013 new cut scores. As you can see- PCES has scores that are still below what we would normally expect and the %s would result in a decrease from scores from the 2012 tests. This drop was expected and is being experienced by many schools across the state. The main factor that contributes to this is that schools are transitioning to the Common Core Standards, in preparation for the new assessments coming in the future. While teachers are teaching and beginning the process of implementing the new standards in Math, Science, and Language Arts, the current assessments are based on the old standards. The result is students are being taught with a combination of old and new standards through this transition and being tested on the old standards. The key factor is that students are being taught with amore rigorous curriculum and are being taught to apply knowledge and problem solve at a higher level, than what was previously expected.

So the key question is, **“How do we know our students are learning?”**

To help look at that, I took the scores for PCES from the 2012 school year and compared them with the 2013 scores based on the same cut scores from the 2012 scores. This is reflected in the 2nd chart. One thing you notice is that we had some growth in 4th Grade Math and 5th Grade Reading. Also our 5th Grade Math scores were only slightly lower with the higher expectations. We did have a decrease in Reading in 4th Grade.

What these scores tell us is that PCES students are learning and being successful across the board in many subjects. It also tells us we are preparing them for future assessments with our transitions to the Common Core. While the new standards and assessments will be a progression, the students at Putnam County Schools are being taught at a high level in terms of content and the thinking skills necessary to achieve at a high level.

Bottom line is that students at PCES are learning and being academically successful at a high level!

Principal's Report
Prepared by Carl Carlson
Putnam County Junior High
June 12, 2013

Trainings Update

I wanted to provide some information on recent trainings that I had signed up for the past days. Initially, I signed up to attend the Danielson Teacher Evaluation training for two days. Unfortunately, the first day I had to leave early to take my son to get his wrist looked at and x-rayed from a fall sustained during a basketball game on Sunday. The good news he is just fine. As for me, I was unable to attend the second day due to personally not feeling well with sinus issues and non-stop coughing. I would have been a bigger distraction at the workshop than a help.

Fortunately, I was able to participate in the online administrator academy on Wednesday, June 12, 2013. The course was entitled "The Legal Rights of Students and Parents." The course was presented by Brian Schwartz who serves as legal representative for the Illinois Principals Association (IPA). It was a very interesting time spent listening to recent court rulings, current court cases in litigation, and steps of advice in how to handle such topics as the First, Fourth, and Fourteenth Amendments.

Initial ISAT Results Are IN!

The initial ISAT results are in and I have provided the general information as follows. Please keep in mind that the cut scores for meeting or exceeding standards were elevated to much higher levels. The other factor to consider is the types of questions, at least a percentage in each subject area, were very different than the types of questions asked in the past. These are all initiatives taking place as we move toward the Common Core Standards. Our district is used to seeing numbers like 85% or higher meeting or exceeding. Also, keep in mind the science test did not contain the most recently approved national standards - still very pleased with the number based on current expectations.

6th Grade Reading was $41/64=64\%$ and they were at 65% based on 5th grade scores
6th Grade Math was $44/64=69\%$ and they were at 81% based on 5th grade scores

7th Grade Reading was $37/72=51\%$ and they were at 57% based on 6th grade scores
7th Grade Math was $42/72=58\%$ and they were at 68% based on 6th grade scores
7th Grade Science $62/72=86\%$

8th Grade Reading was $40/61=66\%$ and they were at 68% based on 7th grade scores
8th Grade Math was $39/61=64\%$ and they were at 59% based on 7th grade scores

Overall Reading was $118/200=59\%$ meets/exceeds
Overall Reading previous year was $119/186=64\%$

Overall Math was $125/200=63\%$ meets or exceeds
Overall Math previous year was $128/185=69\%$

Revisiting the Grading Scale Concern

This is the same topic of discussion that I posted last month and just wanted to revisit if possible.

The one area that I believe might need further research and discussion is in regards to the current grading scale. I have concern that our current grading scale and ultimately the GPA a student will receive may not be aligned with what college and universities consider grade equivalent. For example, a student with a 3.6 GPA would be considered as having a 90% average. If college and universities follow the ten point grading scale that would translate into an A-. However, on our current grading scale that GPA would translate into a B letter grade. As mentioned, I want to make sure that the JH and HS are consistent with the GPA. I also want to make sure that as rigor increases with college and career preparation that our expectations and scales are aligned as needed to avoid confusion.

Have a Great Summer

To each school board member thanks so much for all your support and dedication over the past year. I look forward to working together again next year and moving the Putnam County School District forward and onto new heights and achievements. Have a great summer!!

**Transportation Update
June, 2013**

The Putnam County CUSD 535 Finance Committee met, along with other board members who were available, to discuss the transportation bids from two bus companies. The recommendation, pending input from Jim Peters and reference calls, was to proceed with Johannes Bus Service, Inc. While this company was not the lowest bidder, there was considerable discussion regarding reasons to award the bid to Johannes.

In last week's Friday memo, I included the attorney's opinion. After reviewing his information, I believe it is best for us to discuss the options again. I am not suggesting that we should alter the recommendation that came from the Finance Committee, but I believe we need to allow time for additional questions and discussion. *The Finance Committee will meet at 5:30 p.m. prior to the Board of Education Meeting.* Of course, it will be posted, and it is a public meeting. All board members are welcome to attend.


**Investment Report
June, 2013**

There are no CDs coming due until 11/17/13. On that date, there is a CD in the amount of \$206,166.52 that will be offered for bids in early November. As most of you are aware, the bidding process is conducted with our three Putnam County banks. Following the Board's recommendation, we have an additional \$500,000 invested outside of our district in La Salle County banks.

**State Funding Update
June, 2013**

| | |
|----------------------------------|--------------------|
| Drivers' Education | \$2,786.16 |
| Early Childhood Education | \$36,784.00 |
| E.L.L. Grant | \$212.00 |
| Special Education | \$21,308.05 |
| Illinois Free Lunch | \$378.52 |
| | |
| Total | \$61,468.73 |

***The above total reflects the amount the State of Illinois owes our district. While they are beginning to fall behind again, it is certainly less than the average owed throughout the year.**



WELLNESS POLICY

**PUTNAM COUNTY COMMUNITY UNIT SCHOOL DISTRICT #535
WELLNESS POLICY**

BELIEF STATEMENT

The Board of Education of Putnam County Community Unit School District #535 is committed to providing a learning environment that supports and promotes wellness, good nutrition, and an active lifestyle, recognizing the positive relationship among good nutrition, physical activity, and the capacity of students to develop and learn. The school environment shall be aligned with healthy school goals to positively influence students' beliefs and habits to promote health and wellness, good nutrition, and regular physical activity. In addition, school staff shall be encouraged to model healthy eating and physical activity as a valuable part of daily life.

BELIEF STATEMENT

The purpose of this policy is to ensure a total school environment that promotes and supports student health and wellness, helps to reduce childhood obesity, and meets the requirements of the Child Nutrition and WIC Reauthorization Act of 2004 and the Illinois School Code, including without limitation, goals for nutrition education, physical activity, and other school based activities that are designed to promote student wellness; nutrition guidelines for all foods available during the school day; a plan for measuring implementation; and involvement of parents, students, school food service providers, the school board, and the public in developing this policy.

RATIONALE

A disturbing number of children are inactive and do not eat well. As a result, 16 percent of children and adolescents are overweight, and this represents a three-fold increase since 1980. Congress passed the Child Nutrition and WIC Reauthorization Act of 2004 on June 30, 2004. Recognizing the role that schools can play in health promotion, this law requires local education agencies to participate in a program authorized by the National School Lunch Act or the Child Nutrition Act of 1966 to develop a local wellness policy. The objectives of the wellness policy are to improve the school nutrition program, promote student health, and reduce childhood obesity. Public Act 094-0199 amends the Illinois School Code, requiring the Illinois State Board of Education to establish a state goal that all districts have a wellness policy.

The connection between learning and nutrition is well documented. Healthy eating patterns are essential for students to achieve their highest academic potential, full physical and mental growth, and lifelong health and well being. Healthy eating is substantially linked to reduced risk for mortality and development of many chronic illnesses. Schools have a responsibility to help students acquire the knowledge and skills that are necessary to establish and maintain lifelong healthy eating patterns. Wellness plans that are planned and implemented effectively have demonstrated a positive influence on children's health.

Schools have a responsibility to help students establish and maintain lifelong habits of remaining physically active. According to the U.S. Surgeon General, regular physical activity is one of the most important ways in which people can maintain and improve their physical health, mental health, and overall well-being. Regular physical activity reduces the risk of heart disease, high blood pressure, colon cancer, diabetes, and even premature death.

GOALS FOR NUTRITION EDUCATION

1. Students in grades kindergarten through grade 12 shall receive nutrition education as part of a sequential program that is coordinated within a comprehensive health education curriculum. The program shall be designed to provide students with the knowledge and skills necessary to use healthy eating behaviors and shall be aimed at influencing students' knowledge, attitudes, and eating habits. As eating habits are established at an early age, special emphasis should be placed on nutrition education in preschool through primary grades. The curriculum should also be consistent with and incorporate the relevant Illinois Learning Standards.
2. Nutrition education shall be integrated into the standards-based lesson plans of other school subjects, such as math, science, language arts, physical education, health, family/consumer sciences, and social sciences to maximize classroom time and to achieve positive changes in students' eating behaviors.
3. A minimum of fifty contact hours of nutrition education is recommended for students each school year. These contact hours can be provided through a combination of classroom instruction, nutrition education in the cafeteria, health fairs, field trips, and/or assemblies.
4. The nutrition education program may include enjoyable activities such as contests, taste testing, promotions, field trips, and school gardens.

GOALS FOR PHYSICAL ACTIVITY

1. Students in kindergarten through grade 12 shall participate in daily physical education that enables them to achieve and maintain a high level of personal fitness, emphasizing self-management skills including energy balance (calories in minus calories out). This program should also remain consistent with the Illinois Learning Standards and should be coordinated within a comprehensive health education curriculum.
2. It is recommended that elementary students participate in physical education for a minimum of 150 minutes per week, and middle school students for 225 minutes per week (National Association for Sport and Physical Education recommendations). Special emphasis should be placed on promoting an active lifestyle in kindergarten through primary grades as health habits are established at a young age. Accommodations shall be made for students with disabilities, 504 plans, and other limitations.
3. Schools shall provide a daily supervised recess period for elementary students.
4. Students shall be provided opportunities for physical activity through a range of before and after school programs including intramurals, sports programs, or physical activity clubs.

(2)

5. As students should engage in a minimum of 60 minutes of physical activity a day, the physical education program shall actively engage families as partners in providing physical activity beyond the school day.

GOALS FOR OTHER SCHOOL-BASED ACTIVITIES DESIGNED TO PROMOTE STUDENT WELLNESS

Parent Partnerships

1. Schools shall support parents' efforts to provide a healthy diet and daily physical activity for their children. This support shall begin in elementary school and continue through middle and high school.
2. Parents shall be provided information to help them incorporate healthy eating and physical activity into their children's lives. This information may be provided in the form of handouts, postings on the school website, newsletter articles, or presentations in workshop settings that focus on nutrition and healthy lifestyles.

Consistent School Activities and Environment-Healthy Eating

1. It is recommended that food providers share information about the nutritional content of school meals and/or individually sold foods with students, family, and school staff.
2. School meals shall be served in clean, safe, and pleasant settings with adequate time provided for students to eat, at a minimum, in accordance with state and federal standards and guidelines. The National Association of State Boards of Education recommends that students have adequate time to eat, relax, and socialize.
3. All food service personnel shall have adequate pre-service training and regularly participate in professional development activities that provide strategies including coordination of classroom and cafeteria activities.
4. Food providers should attempt to involve families, students, and other school personnel in choosing nutritious food and beverage selections for their local schools. This could include surveys, committees, taste-testing, and other activities designed to provide input into the decision-making process.
5. Food providers should work with suppliers to obtain foods and beverages that meet the nutrition requirements of school meals.
6. Food providers should work closely with school instructional staff to reinforce nutrition instruction and foster an environment where students can learn about and practice healthy eating.
7. Food providers shall take every measure to ensure that student access to foods and beverages on school campuses meet federal, state, and local laws and guidelines.
8. Students, parents, school staff, and community members bringing foods and beverages to school for parties/celebrations/meetings shall be encouraged to provide healthful options and shall be provided with a list of recommended food and beverage options. (Attachment B).
9. School-based organizations shall be encouraged to raise funds through the sale of items other than food.
10. To reduce competition with nutritionally balanced school meals and enhance student safety, it is recommended that, to the extent that it is practical, student are not permitted to leave school grounds to purchase foods or beverages.

11. Partnerships between schools and businesses are encouraged. To meet wellness objectives, it is recommended that commercial advertising relationships involve foods and beverages that meet nutrition standards. (Attachment A).
12. Schools shall take efforts to promote nutritious food and beverage choices consistent with the current Dietary Guidelines for Americans and Food Guidance System (MyPyramid) such as fruits, vegetables, low-fat dairy foods, and whole grain products.
13. Nutrition education shall be provided by trained and well-supported staff with adequate pre-service and in-service training.
14. All foods and beverages made available on campus shall comply with the federal, state, and local food safety and sanitation regulations.
15. To ensure safety and security of food, access to any area involved in storage, preparation, or service of food on the school campus shall be limited to authorized personnel.

Consistent School Activities and Environment-Physical Activity

1. Physical education shall be provided by trained and well-supported staff that is certified by the state to teach physical education. All physical education teachers shall regularly participate in continuing education activities that impart the knowledge and skills needed to effectively promote enjoyable lifelong healthy eating and physical activity among students.
2. Physical education classes should have a student to teacher ratio comparable to those in other curricular areas.
3. The physical education program shall be closely coordinated with the other components of the overall school health program. When possible, physical education topics should be integrated within other curricular areas.
4. Schools are encouraged to limit extended periods of inactivity. When activities, such as mandatory testing, make it necessary for students to be inactive for long periods of time, it is recommended that schools give breaks during which they are encouraged to stand and be moderately active.
5. Schools are encouraged to develop community partnerships with other child-serving organizations such as park districts and YMCA's to provide students opportunities to be active.
6. Schools are encouraged to provide student and community access and promote the use of the school's physical activity facilities outside of the normal school day.
7. Physical activity facilities and equipment on school grounds shall be safe.
8. Schools are encouraged to work with the community to create a community environment that is safe and supportive of students walking or biking to school.

Food or Physical Activity as a Reward of Punishment

1. School personnel shall be encouraged to use nonfood incentives or rewards with students (Attachment D) and shall not withhold food from students as punishment.
2. School personnel should be discouraged from using physical activity as a punishment or from withholding physical education class as a punishment.

NUTRITION GUIDELINES FOR ALL FOODS AND BEVERAGES AVAILABLE ON SCHOOL CAMPUSES DURING THE SCHOOL DAY

1. Food providers shall offer a variety of age-appropriate, appealing foods and beverage choices and employ food preparation, purchasing, and meal planning practices consistent with the current Dietary Guidelines for Americans.
2. All foods and beverages sold individually (apart from the reimbursable school meal) on school campuses during the school day should meet nutrition standards (Attachment A).
3. Nutritious and appealing foods and beverages, such as fruits, vegetables, low-fat dairy foods, and whole grain products, should be encouraged whenever food is sold or otherwise offered at school.

GUIDELINES FOR SCHOOL MEALS

1. School meals shall be consistent with the recommendations of the Dietary Guidelines for Americans and/or meet, at a minimum, the nutrition requirements and regulations for the National School Lunch Program and/or School Breakfast Program and all applicable state and local laws and regulations.

MEASURING AND IMPLEMENTATION AND COMMUNITY INVOLVEMENT

1. The district superintendent shall be charged with operational responsibility for ensuring that each school meets the local wellness policy requirements.
2. The district superintendent shall appoint a district wellness team/council that includes at least one school administrator, parent, school board member, student, and representatives of the school food authority to help develop, implement, and evaluate the wellness policy.
3. The appointed district wellness team/council shall be responsible for:
 - a. creating and maintaining bylaws for operation;
 - b. assessment of the current school environment;
 - c. development and/or review of a wellness policy;
 - d. presenting the wellness policy to the school board for approval;
 - e. recommending revision of the policy as deemed necessary by the wellness team/council.
4. The principal or other designee of each campus shall be responsible for the implementation of the local wellness policy and shall appoint a school-based evaluation team to develop and implement an annual evaluation plan.
5. The school-based evaluation team shall report their findings to the campus principal and develop with him/her a plan for improvement, as needed.
6. The wellness team/council shall hear reports from each campus group annually or as needed.
7. Before the end of each school year, the wellness team/council shall recommend to the district superintendent any revisions to the policy it deems necessary.
8. The wellness team/council shall report to the superintendent and school board annually on the progress of the wellness team/council and the status of compliance by the campuses (or as deemed necessary by the superintendent).

Attachment A

| | |
|--|--|
| Food or Beverage | <p><i>HealthierUS School Challenge</i> Nutrition Standards*</p> <p>These criteria focus on decreasing fat and added sugar, increasing nutrient density, and moderating portion size.</p> |
| Fruits and Non-Fried Vegetables | <p>Fruits and vegetables may be fresh, frozen, canned or dried, and they must be found in the Food Buying Guide for Child Nutrition Programs. http://schoolmeals.nal.usda.gov/FBG/2003FBG%20Section%202.pdf</p> <p>Examples of products that <i>cannot</i> be sold/served as a fruit or vegetable include:</p> <ul style="list-style-type: none"> • Snack-type foods made from vegetables or fruits, such as potato chips, and banana chips; • Pickle relish, jam, jelly; and • Tomato catsup and chili sauce |
| Approved Beverages | <ul style="list-style-type: none"> • Flavored or plain reduced fat (2%), low-fat (1%), skim/nonfat fluid milk meeting State and local standards for pasteurized fluid milk and/or USDA approved alternative dairy beverages⁴; • 100% full-strength fruit and vegetable juices; and • Water (non-flavored, non-sweetened, <i>and</i> non-carbonated) • Carbonated drinks – diet ONLY |
| Any Other Individual Food Sales/Service | <ul style="list-style-type: none"> • Calories from total fat must be at or below 35%** , <i>excluding nuts, seeds, and nut butters</i>. This is determined by dividing the calories from total fat by the total calories and multiplying by 100. If calories from fat are not available, multiply the grams of fat by 9 to equal calories from fat. • Calories from saturated fat must be at or below 10%. This is determined by dividing the calories from saturated fat by the total calories and multiplying by 100. If calories from saturated fat are not available, multiply grams of saturated fat by 9 to equal calories from saturated fat. • Total sugar must be at or below 35% by weight. This is determined by dividing the grams of total sugar by the gram weight of the product and multiplying by 100. This includes both naturally occurring and added sugars. This limit does not include fruits and vegetables or flavored milk as defined above. • For vending sales the item package or container is not to exceed 200 calories. |

⁴There are no USDA approved dairy beverages at this time. Public Law 108-265 (Child Nutrition Program Reauthorization) authorizes the Secretary of Agriculture to establish nutritionally equivalent non-dairy beverages by July 1, 2005. Please check with the Illinois State Board of Education for clarification.

*The above *Nutrition Standards* are criteria for sales/service of a la carte and/or vended items from the United States Department of Agriculture's *HealthierUS School Challenge*. Please be aware that these criteria are only meant to apply to individually sold foods and that foods sold as part of a reimbursable school meal may not necessarily meet these criteria although menus meet the nutrition standard set by the U.S. Department of Agriculture for school meals. Local policy makers may wish to modify the standards but should be aware that this may make schools ineligible to meet the criteria for the *HealthierUS School Challenge*.

**The *Dietary Guidelines for Americans 2005* recommend a total fat intake of 20 to 35% for school-age children.

Attachment B

Healthful Food and Beverage Options for School Functions*

At any school function (parties, celebrations, meetings, etc.) healthful food options should be made available to promote student, staff and community wellness. Examples of nutritious food and beverages that are consistent with the Dietary Guidelines for Americans are listed below.

- Raw vegetable sticks/slices with low-fat dressing or yogurt dip
- Fresh fruit wedges – cantaloupe, honey dew, watermelon, pineapple, oranges, tangelos, etc.
- Sliced fruit -- nectarines, peaches, kiwi, star fruit, plums, pears, mangos, apples, etc.
- Fruit salad
- Cereal and low-fat milk
- 100% fruit or vegetable juice
- Frozen fruit pops with fruit juice or fruit as the first ingredient
- Dried fruits – raisins, cranberries, apples, apricots,
- Single serving applesauce or canned fruit in juice
- Peanut butter with apple wedges or celery sticks
- Fruit smoothies made with fat-free or low-fat milk
- Trail mix (dried fruits and nuts)
- Dry roasted peanuts, tree nuts and soy nuts (not coconut or palm nuts)
- Lean meats and reduced fat cheese sandwiches (use light or reduced fat mayonnaise in chicken/tuna salads)
- Party mix (variety of cereals, nut, pretzels, etc.)
- Pretzels or reduced fat crackers
- Baked chips with salsa or low-fat dip (Ranch, onion, bean, etc.)
- Low-fat muffins (small or mini), granola bars and cookies (graham crackers, fig bars)
- Mini bagels with whipped light or fat-free cream cheese
- Pasta salad
- Bread sticks with marinara
- Fat-free or low-fat flavored yogurt & fruit parfaits
- Fat-free or low-fat pudding cups
- Fat-free or low-fat milk and milk products (string cheese, single-serving cottage cheese, cheese cubes)
- Flavored soy milk fortified with calcium
- Pure ice cold water

**This list is not all inclusive and is meant only to provide parents and school staff with guidance for healthier food and beverage choices. Not all food and beverage items on this list will necessarily meet district nutrient standards (Attachment A) as items vary in sugar, fat and calorie content from brand to brand. However, all of the items in the list are believed to be consistent with the intent of the wellness policy to promote student health and reduce childhood obesity.*

Attachment C

Fundraising Ideas

- Raffle
- Candles
- Book sale
- Cookbook
- *Car wash
- *Walkathons
- Student artwork
- Stuffed animals
- Stadium pillows
- School photo ID
- Educational games
- Holiday decorations
- Shopping donation programs
- School mascot temporary tattoos
- Faculty and/or student talent show
- Teacher/student sports competition
- Auction of donated goods and services
- Balloon bouquets for special occasions
- Bottled water with the schools own label
- Refillable water bottle with the school logo
- Glow in the dark novelties (popular at dances)
- Greeting cards, especially designed by students
- School calendars with all the important school dates on them
- Party bags for kids' birthday parties filled with non-food novelties
- Sale of flowers and balloons for the family to purchase for student graduates
- School spirit items – tee shirts, sweatshirts, sweatpants, lanyards, pennants, bracelets and caps
- Growing and/or selling flowers and plants for holidays such as Valentine's Day and Mother's Day

*These fundraisers have the added benefit of promoting physical activity for students.

Attachment D

Classroom rewards

- A smile
- Going first
- Verbal praise
- Sit by friends
- Teaching the class
- Helping the teacher
- Enjoy class outdoors
- A field trip for the class
- Choosing a class activity
- Walk with a teacher during lunch
- Eat lunch outdoors with the class
- Eat lunch with a teacher or principal
- Extra credit or class participation points
- Taking care of the class animal for a day
- Have lunch or breakfast in the classroom
- A photo recognition board in a prominent location in the school
- A note from the teacher to the student commending his or her achievement
- A phone call, email, or letter sent home to parents or guardians commending a child's accomplishment
- Recognition of a child's achievement on the school-wide morning announcements or school website
- Ribbon, certificate in recognition of achievement or a sticker with an affirming message (e.g. "Great job")
- Take a trip to the treasure box (filled with: stickers, temporary tattoos, pencils, pens, highlighters, sidewalk chalk, notepads, erasers, bookmarks, etc.)

References

1. Prevalence of Overweight among Children and Adolescents: United States, National Center for Health Statistics. www.cdc.gov/products/pubs/pubd/hestats/overwght99.htm
2. Child Nutrition and WIC Reauthorization Act of 2004 (Public Law 108-265, Sec. 204). <http://thomas.loc.gov/bss>
3. Public Act 094-0199, www.ilga.gov/legislation/publicacts/fulltext.asp?Name=094-0199
4. Illinois School Code, www.ilga.gov/legislation
 - a. Daily Physical Ed Requirements – Section 27-6 of the School Code (105 ILCS 5/27-61)
 - b. Rules for Comprehensive Health Education – (23 Ill. Adm. Code 253) issued pursuant to the Critical Health Problems and Comprehensive Health Education Act (105 ILCS 110).
5. Illinois Learning Standards, Illinois State Board of Education, 1997, www.isbe.state.il.us/ils
6. Nutrition services: An essential component of comprehensive school health programs – Joint Position of the American Dietetic Association, Society for Nutrition Education, and the American School Food Service Association, Journal of Nutrition Education 35:2, 2003.
7. Executive Summary, Shape of the Nation 2001. National Association of Sports and Physical Education (NASPE), 2001, www.aahperd.org/naspe/pdf_files/shape_nation.pdf
8. Dietary Guidelines for Americans 2005, Department of Health and Human Services and Department of Agriculture, 2005, www.health.gov/dietaryguidelines
9. Fit, Healthy and Ready to Learn. National Association of State Boards of Education, 2000.
10. MyPyramid.gov, United States Department of Agriculture, www.mypyramid.gov
11. Minimum School Meal Requirements – section 9(f)(I), 17(a) of the Richard B. Russell National School Lunch Act (42 U.S.C. 1758(f)(I), 1766(a)0
12. Minimum School Meal Requirements – subsections (a) and (b) of section 10 of the Child Nutrition Act (42 U.S.C. 1779)
13. Illinois School Food Service – Ill. Adm. Code Section 305.

**Recommendation to Approve Wellness Policy for Putnam County
C.U.S.D. 535**

As superintendent, I recommend the annual approval of the district Wellness Policy. (For your review, the Wellness Plan is attached.)

Rationale

Katie Main, our district school nurse, has been working with principals to improve implementation of our district Wellness Policy. We are also planning to participate in a School Health Index in the coming school year. A training/meeting is planned for August 6 regarding the School Health Index.

District Goal

Improve communication among all stakeholders in the Putnam County School District and communities.

PREMIUM COMPARISON FOR PUTNAM COUNTY C.U.S.D. #535

| | 2008 | 2009 | 2010 | 2011 | 2012 | 2013 |
|------------------------------|-------------|-------------|-------------|-------------|-------------|-------------|
| Property Coverage | | | | | | |
| \$1000 Deductible | \$21,860.00 | \$20,904 | \$21,905.00 | \$26,579.00 | \$33,649.00 | \$38,199.00 |
| Crime Coverage | \$83.00 | \$83.00 | \$83.00 | \$102.00 | \$101.00 | \$105.00 |
| General Liability Coverage | \$5,139.00 | \$5,139.00 | \$5,916.00 | \$4,352.00 | \$4,068.00 | \$5,382.00 |
| Inland Marine Coverage | \$147.00 | \$147.00 | \$147.00 | \$215.00 | \$235.00 | \$185.00 |
| Equipment Breakdown Coverage | \$6,092.00 | \$6,092.00 | \$7,468.00 | \$5,485.00 | \$5,485.00 | \$185.00 |
| Total Annual Premium | \$33,321.00 | \$32,865.00 | \$35,519.00 | \$36,733.00 | \$38,653.00 | \$38,653.00 |
| Automobile Liability | \$7,845.70 | \$7,845.70 | Incl | Incl | \$5,383.00 | \$6,146.00 |
| Worker's Compensation | \$28,017.10 | \$21,026.00 | \$23,827.00 | \$24,636.00 | \$28,563.00 | \$29,291.89 |
| Umbrella Liability | \$2,240.00 | \$2,554.00 | \$2,538.00 | \$2,595.00 | \$2,628.00 | \$2,862.00 |
| Educators Legal Liability | \$5,875.00 | \$3,687.00 | \$3,123.00 | \$3,752.00 | \$3,752.00 | \$3,752.00 |
| Treasurers Bond | \$5,968.00 | \$5,968.00 | \$5,968.00 | \$7,687.00 | \$7,687.00 | \$8,071.00 |
| Total Outlay | \$83,266.80 | \$66,100.00 | \$70,975.00 | \$75,403.00 | \$86,666.00 | \$93,993.89 |

Recommendation to Approve Liability Insurance

As superintendent, I recommend approval of the annual liability insurance coverage from Country Insurance in the amount of \$93,993.89.

Rationale

This represents a slight increase from last year, as noted in the attachment. I have met with our insurance representative, and these increases are typical in liability coverage.

District Goal

Maintain strong fiscal responsibility in the Putnam County School District.

May 29th, 2013

To Whom It May Concern:

After a lot of consideration, I have decided to turn in my resignation as coach of the 6th grade volleyball team of Putnam County Junior High. I really enjoyed coaching, but family commitments make honoring the schedule very difficult. I have appreciated getting to work with students outside of the school day, and I will miss this position.

Thank you,

Jennifer Ibarra

PUTNAM COUNTY CUSD #535
BOARD OF EDUCATION EXECUTIVE SESSION AGENDA
June 17, 2013
6:40 P.M.

- I. Resignations – Jennifer Ibarra - 6th grade Volleyball Coach
John Cruz – Fresh/Soph Baseball Coach
Tyler Ellena – Junior Class Sponsor
- II. Hire – Wendy Louis, Special Ed Teacher
Janet Schenum, Special Ed Director
Samantha Casey, JH Co-Cheer Coach
Amber Maggi, JH Co-Cheer Coach
Chelsi Straughn- Third Grade Teacher
Monica Frund- Fifth Grade Teacher
- III. Review Executive Session Minutes – December 17, 2012 through
April 22, 2013
- IV. Superintendent goals

May 20,2013

Superintendent McCracken

I would like to take this opportunity to thank the Putnam County High School Administration, including the Board of Education for giving me the opportunity to serve first as an Assistant Varsity Baseball coach and this past year as head of your Fresh-Soph Baseball team. I had an enjoyable time being a part of the Putnam County Baseball program. While coaching I met a lot of great people who I believe are an asset to your school. Your students are fortunate to have the participation of so many parents, staff and community supporting them and their school.

At this time I would also like to thank Coach Garcia for giving me the opportunity to coach along side him these past two years. It's been a pleasure.

Sincerely,



John Cruz

cc: Bob Peterson

May 12, 2013

Bob Peterson
Putnam County High School
402 E. Silverspoon St.
Granville, IL 61326

To Mr. Peterson,

Thank you for the opportunity to act as Junior Class Sponsor for the previous two years. It has helped me to become more involved in the school, and to value creating a more positive school climate. It is with sincerest regrets that I will no longer be able to continue in the position of Junior Class Sponsor. Over the next few years I will be working with the math department in transitioning to Common Core State Standards. In doing so, I will be dedicating more time to developing the new integrated math curriculum and taking more of a leadership role in my department. Also, as I start my third year of teaching I plan on devoting more time to professional development and continuing my education. Thank you again for this opportunity.

Sincerely,

Tyler Ellena

A handwritten signature in cursive script that reads "Tyler Ellena". The signature is written in black ink and is positioned below the printed name.

Recommendation to Accept Resignations

As superintendent, I recommend accepting the attached resignations with regret.

Rationale

These individuals have performed their duties very well, and we should honor their resignations with our appreciation.

District Goal

Improve communication among all stakeholders in the Putnam County School District.

4337 Bluff Road
Putnam, IL 61560
H 815-437-2800/C 815-303-9221
whinny_1@hotmail.com
wlouis@midland-7.org

Wendy E. Louis

Career Objective To secure a position as a Special Education Teacher/School Counselor.

Education

- June 2007-July 2010 Western Illinois University Moline, IL
Enrolled in Master of Science in Education School Counseling. CACREP accredited program. GPA: 3.794
- Sept 1999-Oct 2001 National Louis University Wheeling, IL
Master in Education GPA: 4.0
- Aug 1991-Dec 1995 Mac Murray College Jacksonville, IL
Bachelor of Science in Deaf Studies: Teacher Education Minor in Psychology
Endorsement: Learning Behavior Specialist I,
- Certificates held: Standard Elementary Teaching K-9, #1728239 Endorsement:
Learning Behavior Specialist I Preschool-grade 9;
- Standard Secondary Teaching 6-12, #1728240 Endorsement: Psychology - Senior
HS Endorsement: Learning Behavior Specialist I
Undergraduate GPA: 3.38

Work Experience

- July 2011-Present Midland High School Varna, IL
- Guidance Counselor
All Guidance Counselor duties which include but are not limited to: working the master schedule, student scheduling, state testing, career counseling, student counseling, dual credit coordinator liaison with IVCC, Fast Start liaison with ICC, AP coordinator, placement testing, ASVAB coordinator, member of Student Assistance Program and the Building Curriculum Committee, Financial Aid Night, SHARK, assist in Scholastic Bowl meets, and participate in IEP meetings. I have assisted and/or participated in school functions, other organizations, and extracurricular activities.

- Aug 2002-July2011 Putnam County High School Granville, IL
- Special Educator
Currently a high school Cross Categorical teacher grades 9-12. I have taught a multitude of academic classes including History, Science, Math, and the STEP work program. I have coordinated Individual Educational Programs (IEP) and Eligibility Determination (ED) meetings. The school had a Student Assistance Program (SAP) which is now Response to Intervention (RtI). I have participated in many committees and organizations. I have been a member of the following committees: RtI Committee, RtI Special Education member, RtI District Committee Liaison, EPIC Council, EPIC Committee member for Special Education, High School Union Representative, Junior Class Sponsor and Prom Coordinator, and currently assist with Natural Helpers. I have assisted and/or participated in school functions, other organizations, and extracurricular activities.
- Aug 1998-June 2002 Ottawa Township High School Ottawa, IL
- Teacher of the Hearing Impaired in a public high school - grades 9-12. Coordinated IEP/ED meetings. Served on IEP/ED rewriting committee, participated in school functions and extracurricular activities.
- Sept. 1997- June 1998 Eastern Illinois Area of Special Education Mattoon, IL
- Itinerant teacher for Deaf/Hard of Hearing in an eight county radius - grades 2-12.
- Aug. 1996 - Sept. 1997 Mental Health and Deafness Northbrook, IL
- Special Needs: Teacher Twelve month residential school. Taught all facets of education and daily living skills to students with hearing impairments and mental disabilities - students ages 12-21.
- Jan. 1996 - June 1996 Evansville-Vanderburgh School Corporation Evansville, IN
- Deaf and Hard of Hearing classroom teacher. Long term substitute teacher for maternity leave. Middle school students - grades 6-8.

Volunteer Experiences

- July 2003-May 2007 Relay for Life Participant/Captain Henry, IL
- July 1992-May 2002 Special Olympics Jacksonville, IL
- Aug 1993-April 1995 Big Brother/Big Sister Jacksonville, IL
- Aug 1992-May 1994 ABC Reading Program Illinois School for the Deaf Tutor Jacksonville, IL
- Aug 1992-May 1994 Minority Enrichment Program Tutor Jacksonville, IL

Awards/Certificates/Affiliations

- March 2001 Random Act of Kindness
- 2006-2011 PCHS After School Program HS/JH School
- 2008-Present American School Counselor Association
- 2008-Present American Counseling Association
- 2008-Present Kappa Delta Pi International Honor Society in Education
- 2008-Present Chi Sigma Iota Honor Society in Counseling Education
- 2003-Present Response to Intervention (RTI)/Student Assistance Program (SAP)
- 2003-Present Class Sponsor
- 1999-Present Learning Disabilities of America (LDA)
- 1994-Present Psi Chi National Honor Society in Psychology
- 1993-Present Illinois Teachers of the Deaf and Hard of Hearing (ITHI)

References

- Spencer Byrd Midland High School Principal
309-463-2095 sbyrd@midland-7.org
- Christie Aldrich Midland High School Math Teacher
309-463-2095 caldrich@midland-7.org
- Margaret West Midland High School Special Education Teacher
309-463-2095 mwest@midland-7.org
- Jay McCracken Putnam County Schools Superintendent
815-882-2800 xt 5 jaymccracken@putnam.k12.il.us
- Robert Peterson Putnam County High School Principal
815-882-2800 xt 4 peterstonb@putnam.k12.il.us
- Stephen Johnson Putnam County High School Counselor
815-882-2800 xt 4 johnsons@putnam.k12.il.us
- Trisha Both Putnam County Junior High School Social Worker
Putnam County High School
botht@putnam.k12.il.us
815-882-2800 xt 3 (JH) and 4 (HS)
815-474-5246
- Jodie Goetz Putnam County High School Special Education Teacher
815-882-2800 xt 4 goetzj@putnam.k12.il.us
815-780-0770

- Natalie Hulstrom Putnam County High School Music Teacher
815-882-2800 xt 4 hulstromn@putnam.k12.il.us
309-525-6033
- More references available upon request.



Where all students will learn and succeed, and all means ALL

Carl B. Carlson - Principal
carlsonc@putnam.k12.il.us

Putnam County Junior High School
13183 North 350th Avenue
McNabb, Illinois 61335

“Where CHARACTER COUNTS!”
Phone (815) 882-2800 Ext. 3
Fax (815) 882-2299

June 10, 2013

To Putnam County School Board Members:

It is the recommendation to hire the following people for the vacancies at the junior high school for the 2013-2014 school year.

Wendy Lewis JH Special Education Teacher

Samantha Casey Co-Cheerleading Sponsor

Amber Maggi Co-Cheerleading Sponsor

Wendy Lewis has worked in the district before at the high school level. It will be great to have her experience, knowledge, and talent back in the Putnam County School District.

Samantha Casey and Amber Maggi graduated from Putnam County High School and were both cheerleaders in school. They are both excited about the opportunity to give back to the cheerleading program.

Thanks so much for your support of these recommendations.

Yours in education,

Carl B. Carlson
Carl B. Carlson
Principal
Putnam County Junior High School

Carl Carlson

From: Samantha Casey [samantha_3189@yahoo.com]

Sent: Wednesday, March 27, 2013 7:07 AM

To: carlsonc@putnam.k12.il.us

Subject: cheerleading coach

Carl,

I am interested in the PCJH cheerleading coach position .I know it has not been posted I am a friend of Kati O'Keefe and just was wondering if you had posted the position or if you had already filled it. I was a cheerleader at putnam county from junior high til high school when I graduated in 2007. I had a great experience and want other young ladies to have those experience also. I would appreciate further information on your plans for filling the position.

Thank You,

Samantha Casey

No virus found in this message.

Checked by AVG - www.avg.com

Version: 2013.0.2904 / Virus Database: 2641/6206 - Release Date: 03/26/13

To Whom It May Concern:

Re: Putnam County Junior High Cheerleading Coach Position

Cheerleading has always been a passion of mine since before we were able to even tryout in Junior High. I was a cheerleader at Putnam County from junior high until high school. I had such a great experience and want to give that experience to these young ladies. With that I would like to apply for the junior high cheerleading coach position.

With this application I am applying to be a co coach with Amber Maggi. Amber and I were in cheerleaders in high school together. I believe that we will make a great team as coaches. We both have exceptional leadership skills and a love for the sport of cheerleading.

Carl Carlson

From: Carl Carlson [carlsonc@putnam.k12.il.us]
Sent: Thursday, May 23, 2013 3:52 PM
To: 'Amber'
Subject: RE: [BULK] Cheerleading sponsor

Amber,

Samantha Casey just called as well. I just received the official last resignation approval from this month's school board meeting which now allows me to pursue filling the position. It has been posted within the district. I have contact information for both Samantha and you.

I have 8th grade graduation tonight and some last items to get finished tomorrow. If possible, could Samantha and you check your schedules to see if there is a time next week the three of us could sit down and talk? If possible give me a couple times - I am pretty wide open during the day next week.

Thanks,
Carl

-----Original Message-----

From: Amber [mailto:curleya02@yahoo.com]
Sent: Thursday, May 23, 2013 2:36 PM
To: carlsonc@Putnam.k12.il.us
Subject: [BULK] Cheerleading sponsor

Mr. Carlson,

I was just wondering if the position for the cheerleading sponsor for next school year had been filled. Samantha Casey and I have been talking and we would love to do it together. We were cheerleaders together for several years and we feel like we could bring a lot to the girls on the squad this year. Again, we are very interested in the position and we look forward to hearing from you soon.

Thank you,
Amber Maggi
(815) 830-3299

No virus found in this message.
Checked by AVG - www.avg.com

Version: 2013.0.2904 / Virus Database: 3184/6350 - Release Date: 05/23/13

STATE TEACHER CERTIFICATION BOARD - STATE OF ILLINOIS

CERTIFICATE

Issued To:
216883
Schennum, Janet M.

Number: 2301132
Type: Administrative
Issued: 08/30/2007
Valid For: Kindergarten to Grade 12

Issued by the State Teacher Certification Board at Springfield, Illinois

Jesse H. Ruiz
Chairman of the Board

Patricia Murphy
Secretary

Bruce Dawson
Regional Superintendent of Schools

BUREAU - HENRY - STARK
Region

ENDORSEMENTS: The Certificate holder is qualified to teach the subjects, to perform the school services or to serve in the field of administrative endorsement listed below.

Completed State Approved Program In:

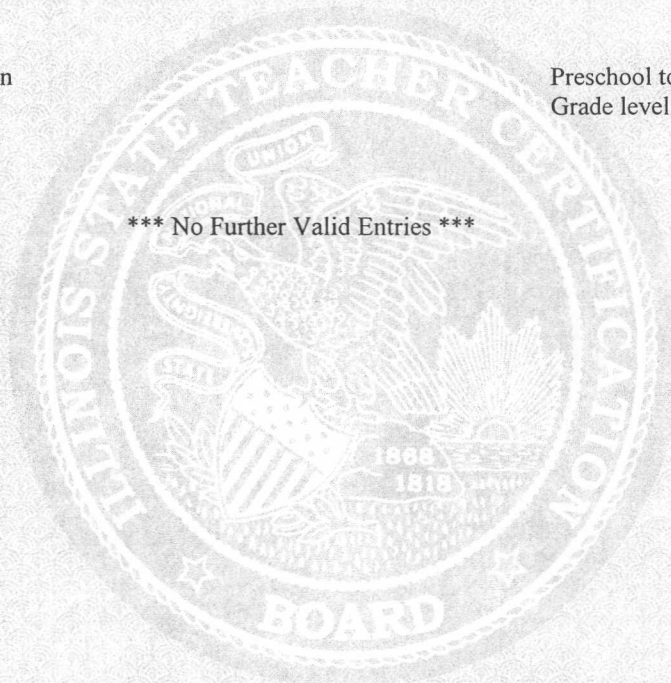
General Administrative

Certificate Endorsements:

Director of Special Education
General Administrative

Preschool to Age 21 07/17/2008
Grade level of Certificate 08/30/2007

*** No Further Valid Entries ***



ADDITIONAL INFORMATION:

- This certificate must be registered with your regional superintendent.
- This certificate is valid and does not expire provided it is registered and renewed in compliance with the rules for registration and renewal.
- This certificate is valid for additional five year renewals; when the holder is serving in a public school in an administrative capacity, renewals are granted upon presentation of satisfactory professional development completed during each renewal period.



Illinois State Board of Education

100 North First Street • Springfield, Illinois 62777-0001
www.isbe.net

Jesse H. Ruiz
Chairman

Rod Blagojevich
Governor

Christopher A. Koch, Ed.D.
State Superintendent of Education

216883 2301132

01/25/2008

28 FM

Page 1

Applicant Name: Schennum, Janet M.

IEIN: 216883

Certificate Type: Administrative

Director of Special Education

General Administrative

Endorsement Evaluation

We have completed the endorsement evaluation you requested for the certificate listed above. See additional information below.

Director of Special Education (Preschool to Age 21)

- Recent amendments to Part 25 of the Illinois Administrative Code allow for the issuance of the director of special education endorsement to eligible applicants who complete the required course work and content area test. The applicant must complete the Director of Special Education test (#180).

Additional Information

- Please Note:
This endorsement evaluation is valid through January of 2009.

Applicants should send official transcripts, course descriptions and any other correspondence to their regional superintendent's office:

REGIONAL OFFICE OF EDUCATION
DENNISON BRUCE
107 S STATE ST
ATKINSON, IL 61235-9788
(309) 936-7890

We trust this information is of assistance to you.

Sincerely,

Certification Division

(217) 782-0837 TDD (Telecommunications Device for the Deaf)

Janet Schennum

518 Park Ave West Princeton, IL 61356

May 29, 2013
Mr Jay McCracken
Superintendent
Putnam County District #535
Granville, Illinois 61327

Dear Mr McCracken:

I am writing this letter in response to your need for a special education director for the 2013-14 school year. I feel my education and experience qualify me for this position.

During my educational career, I have had many experiences which have given me a wealth of skills and knowledge in my field. I began my career as a general education teacher with experience at both pre school and 2nd grade. I later became a primary cross categorical special education teacher servicing children with various disabilities. Most recently, I have worked as a special education coordinator for both BMP and LEASE cooperatives. My duties have included preparing/editing paperwork, facilitating meetings and inservice trainings for staff. I was also a member of the RTI problem solving teams and have been attending external coach training this past year. I provide ongoing support to my administrators and teachers.

Thank you for taking the time to review my resume. I look forward to hearing from you.

Sincerely,

Janet Schennum

Janet Schennum

Janet M Schennum

518 Park Ave West

Princeton, IL. 61356

j.schennum@frontier.com

815-876-7796

Objective: To obtain the position of Director of Special Education for Putnam County District #535 which will offer a variety of challenges and responsibilities in which my skills can be utilized.

Experience:

- 1993 - 1993 TEACHER, HEADSTART PRESCHOOL, SPRING VALLEY, IL
- 1994 - 1999 2ND GRADE TEACHER, ST LOUIS CATHOLIC SCHOOL, PRINCETON, IL
- 1999 - 2003 SALES CONSULTANT, RELIABLE CORPORATION, OTTAWA, IL
- 2003 - 2004 PARAPROFESSIONAL, PUTNAM COUNTY SCHOOL DISTRICT, GRANVILLE, IL
- 2004 - 2007 PRIMARY SPECIAL EDUCATION TEACHER (K-3), OGLESBY SCHOOL DISTRICT, OGLESBY, IL
- 2007 - 2012 SPECIAL EDUCATION COORDINATOR, BMP TRI COUNTY SPECIAL EDUCATION COOPERATIVE, PRINCETON, IL
- 2012-2013- SPECIAL EDUCATION COORDINATOR, LEASE, OTTAWA, IL

Certification:

- **Type 03** - Elementary Education with endorsements in Language Arts and Social Science
- **LBS1** - Special Education Learning Behavior Specialist
- **TYPE 75** - Education Administration
- - Director of Special Education(180)

Education:

1993 Bachelor of Science in Education (Elementary Education), Western Illinois University, Macomb, IL

2007 Master of Science in Educational Leadership, Aurora University, Aurora, IL

Skills/Interests:

- **CPI**

I am a certified CPI (Crisis Prevention) Trainer for our cooperative. I provide on going training's to our staff in our member districts.

- **AUTISM**

I have a personal/professional interest in Autism. I have attended several trainings/ conferences on various topics of Autism.

- **RTI**

I have participated in my schools on the RTI/Problem Solving Teams. I help provide interventions and support to the general education teachers.

- **TRANSITION**

I have participated for the past 3 years on the Illinois Valley Transition Planning Team @ IVCIL. We meet monthly to discuss the various agencies/services that are available to our students post secondary.

References: Available upon Request

Monica Frund

201 S. Church St. Granville, IL 61326
(815)878-5360 • monica_frund@yahoo.com

Primary and Elementary Teacher - PreSchool through 5th Grade LBS I Endorsed

Education

University of Phoenix

Online course campus
Continuing education

Master of Science in Education- December 2009

Old Dominion University- Norfolk, Virginia
Major: Elementary Education PK-6

Bachelor of Science in Interdisciplinary Studies- May 2008

Old Dominion University- Norfolk, Virginia
Major: Interdisciplinary Studies Teacher Program PK-6

Associates in Arts- May 2006

Illinois Valley Community College- Oglesby, IL
Major: Elementary Education

High School Diploma- May 2004

Saint Bede Academy- Peru, IL

Certification

Type 03 with LBS I Endorsement
Type 04

Educational Experience

Experience in the Field

Putnam County Primary School- August 2012 to Present

- One-on-one paraprofessional

Tri County Opportunities Council- February 2012 to Present

- Early Head Start- Parent/Child Educator

Substitute Teaching K-9 - August 2009 to April 2010

- Putnam County School District #535
- Bureau County (Ladd, Dalzell, & DePue)
- LaSalle County (Dimmick and Holy Family School)

Student Teacher Experience

John F. Kennedy School- Spring Valley, IL- Spring 2009

- 14 week placement in the fifth grade

Practicum Experiences

King's West Elementary School- Bremerton, WA-Spring/Fall 2008

- First, second, and fourth grades

Crownhill Elementary- Bremerton, Washington- Fall 2007

- First and fourth grades

Putnam County Grade School- Hennepin, Illinois- Spring 2006

- Primary/Elementary Special Education

Holy Family Grade School- Oglesby, Illinois- Fall 2005

- Second grade


Areas of Teaching Proficiency

Positive discipline & management techniques
Creative lesson plans
Academic goal setting
Student motivation
Reading across the curriculum
Integration of technology
Learning centers
Student centered learning & differentiated lessons
Parent/teacher communication
Cooperatively work with colleagues

Workshops

Engage Me, Please!

Easy to Develop/Easy to
Manage Learning Centers



326 S. 5th St.
Hennepin, IL 61327

Putnam County Elementary School

Phone Number 1-815-882-2800 opt 2
Fax Number 1-815-925-7435

**Putnam County Elementary School Personnel Recommendations
for 2013-2014 School Year**

- Hire Chelsi Straughn for the 2013-2014 School Year as a Third Grade Teacher at Putnam County Elementary School. Chelsi will be at the Year 1& Bachelor Scale.
- Hire Monica Frund for the 2013-2014 School Year as a Fifth Grade Teacher at Putnam County Elementary School. Monica will be at the Year 1 & Masters +8 Scale.

Yours in Educational Service,

Michael S. Olson, PCES Principal
(815)-882-2800 opt. 2
olsonm@putnam.k12.il.us

Where all students will learn and succeed and all means ALL
Principal—Mr. Michael Olson
Secretary—Mrs. Brenda Schmidt



326 S. 5th St.
Hennepin, IL 61327

Putnam County Elementary School

Phone Number 1-815-882-2800 opt 2
Fax Number 1-815-925-7435

Putnam County Elementary School Staff Biographies

Chelsi Straughn is a Putnam County Graduate and a resident of Putnam County. She graduated from Northern Illinois University in 2013 with a Bachelor's Degree in Elementary Education. She served as a Paraprofessional at PCES during the 2013-2014 School Year primarily working with our 3rd & 4th Grade classes, in addition to working with students one-on-one. She also coached our 5th Grade Girls' Basketball team at PCES. Chelsi is very involved in the community as she serves as a youth coach for several softball and baseball teams in the summer. Chelsi enjoys playing sports, running, and being outdoors in her spare time.

Monica Frund is a lifelong resident of Putnam County and currently resides in Granville with her husband Jacob, a Putnam County Sheriff's Department Deputy, and their new born son Hans. Monica has a Bachelor's Degree in Elementary Education from Old Dominion University in Virginia. She also has a Master's Degree in Elementary Education from Old Dominion University. Monica has attended several colleges and universities in the US- East Coast, West Coast and Florida, while her husband served in the military. She recently just obtained her certification as a Special Education Teacher. She has served as a teacher in the Head Start Program, served as a substitute teacher in several PC schools, and the past year was a Paraprofessional at the Primary Building. In her spare time she enjoys being outdoors, jogging, reading, and spending time with her family.

Yours in Educational Service,

Michael S. Olson, PCES Principal
(815)-882-2800 opt. 2
olsonm@putnam.k12.il.us

Where all students will learn and succeed and all means ALL

Principal—Mr. Michael Olson
Secretary—Mrs. Brenda Schmidt

Recommendation to Approve Hiring of Staff Members

As superintendent, I recommend hiring the following individuals for the positions listed.

- | | |
|--------------------------|-------------------------------------|
| ➤ Janet Schenum | Special Education Director |
| ➤ Wendy Louis | JH Special Education Teacher |
| ➤ Chelsi Straughn | Third Grade Teacher |
| ➤ Monica Frund | Fifth Grade Teacher |
| ➤ Samantha Casey | JH Co-cheerleading Sponsor |
| ➤ Amber Maggi | JH Co-cheerleading Sponsor |

Rationale


The special education director is a reconfigured job description, as explained at last month's board meeting. Gene Randolph will work on a per diem basis to provide school psychologist needs.

The JH special education teacher is being hired as a replacement for Mrs. Wroblewski who resigned last month.

The third and fourth grade positions were explained last month. Mrs. Ward will move to fourth grade, thus providing a need for the fifth grade teaching position.

District Goal

Demonstrate increased academic achievement for all students.



326 S. 5th St.
Hennepin, IL 61327

Putnam County Elementary School

*Phone Number 1-815-882-2800 opt 2
Fax Number 1-815-925-7435*

**Putnam County Elementary School Personnel Recommendations
for 2013 Jump Start Summer Program**

For the 2013 Summer School Jump Start Program, I recommend the following staff:

- Connie Hartman- Teacher
- Debbie Ward- Teacher
- Amy Carboni- Teacher
- Chelsi Straughn- Teacher
- Natsha Nemeth- Paraprofessional

Yours in Educational Service,

Michael S. Olson, PCES Principal
(815)-882-2800 opt. 2
olsonm@putnam.k12.il.us

*Where all students will learn and succeed and all means ALL
Principal—Mr. Michael Olson
Secretary—Mrs. Brenda Schmidt*

Recommendation to Approve Summer School Staff Positions

As superintendent, I recommend approval of the attached teaching/paraprofessional staff positions for the 2013 Summer School Program.

Rationale

These positions were posted in our schools as required by contract. The principals are recommending the listed individuals for these summer school positions.

District Goal

Demonstrate increased academic achievement for all students.

Putnam County Community Unit School District No. 535
Granville, Illinois 61326
EXECUTIVE SESSION MINUTES
MARCH 18, 2013

CALL TO ORDER The School Board of Putnam County met in regular session in the media center at the Primary Building.

ROLL CALL The following members were present to answer roll call: Mr. Gibson, Ms. Glenn, Mrs. Hopkins, Mrs. Nauman, Mrs. Popurella and Mrs. Shore. Mr. Kettman was absent.

EXECUTIVE SESSION At 8:00 p.m. Mrs. Popurella moved and Ms. Glenn seconded the motion to adjourn to executive session to discuss the appointment, employment, compensation, discipline, performance, or dismissal of specific employee of the district and collective negotiating matters. On roll call the members voted as follows: Mrs. Popurella, aye; Mrs. Shore, aye; Mr. Gibson, aye; Ms. Glenn, aye; Mrs. Hopkins, aye; and Mrs. Nauman, aye. Motion carried.

ITEMS DISCUSSED I. Hire – Kyle Anderson, PS & ES P.E. Teacher
 II. Dismissal of Aides – Brittany Mennie, Chelsi Straughn
 III. Dismissal of Holly Faletti
 IV. Dismissal of Carol Eckwall
 V. Negotiations Update

ADJOURN RETURN TO OPEN MEETING At 8:58 p.m. Mrs. Popurella moved and Ms. Glenn seconded the motion to return to open session. On roll call the members voted as follows: Mrs. Popurella, aye; Mrs. Shore, aye; Mr. Gibson, aye; Ms. Glenn, aye; Mrs. Hopkins, aye; and Mrs. Nauman, aye. Motion carried.

BOARD PRESIDENT: Wicky Nauman

DATE: 4/29/2013

BOARD SECRETARY: Pamela J. Ellera

DATE: 4/29/13

Putnam County Community Unit School District No. 535
Granville, Illinois 61326
EXECUTIVE SESSION MINUTES
EXPULSION HEARING
March 18, 2013

CALL TO ORDER The School Board of Putnam County met in special session in the conference room at the Primary Building.

ROLL CALL The following members were present to answer roll call: Mr. Gibson, Ms Glenn, Mrs. Hopkins, Mrs. Nauman, Mrs. Popurella, and Mrs. Shore. Mr. Kettman was absent.

EXECUTIVE SESSION At 6:06 p.m. Mrs. Popurella moved and Mrs. Shore seconded the motion to move to executive session for the purpose student discipline. On roll call the members voted as follows: Mrs. Popurella, aye; Mrs. Shore, aye; Mr. Gibson, aye; Ms. Glenn, aye; Mrs. Hopkins, aye; and Mrs. Nauman, aye. Motion carried.

ITEMS DISCUSSED Parents and student 1213-01 were not in attendance. Student will be given information on GED programs and other options open to her to complete high school.

ADJOURN At 6:30 p.m. Mr. Gibson moved and Ms. Glenn seconded the motion to return to open session. On roll call the members voted as follows: Mr. Gibson, aye; Ms. Glenn, aye; Mrs. Hopkins, aye; Mrs. Nauman, aye; Mrs. Popurella, aye and Mrs. Shore, aye. Motion carried.

RETURN TO OPEN MEETING

APPROVED: *Wick Nauman*

DATE: 4/29/13

Putnam County Community Unit School District No. 535
Granville, Illinois 61326
EXECUTIVE SESSION MINUTES
January 22, 2012

CALL TO ORDER The School Board of Putnam County met in regular session in the media center at the Primary Building.

ROLL CALL The following members were present to answer roll call: Mr. Gibson, Ms. Glenn, Mrs. Nauman, and Mrs. Shore. Mrs. Hopkins, Mr. Kettman, and Mrs. Popurella were absent.

EXECUTIVE SESSION At 7:25 p.m. Ms. Glenn moved and Mr. Gibson seconded the motion to adjourn to executive session to discuss the appointment, employment, compensation, discipline, performance, or dismissal of specific employee of the district and the six month review of Executive Session minutes. On roll call the members voted as follows: Ms. Glenn, aye; Mrs. Nauman, aye; Mrs. Shore, aye; and Mr. Gibson, aye. Motion carried.

ITEMS DISCUSSED

- I. Review Executive Session Minutes
 - May 21, 2012
 - June 27, 2012
 - August 20, 2012
 - September 17, 2012
 - October 15, 2012
 - November 19, 2012

- II. Superintendent Evaluation
- III. Principals' Evaluation

ADJOURN At 7:55 p.m. Mr. Gibson moved and Ms. Glenn seconded the motion to return to open session. On roll call the members voted as follows: Mr. Gibson, aye; Ms. Glenn, aye; Mrs. Nauman, aye; and Mrs. Shore, aye. Motion carried.

RETURN TO OPEN MEETING

BOARD PRESIDENT: *Vicky Nauman*

DATE: *2/19/13*

BOARD SECRETARY: *Pamela J. Ellena*

DATE: *2/19/13*

Putnam County Community Unit School District No. 535
Granville, Illinois 61326
EXECUTIVE SESSION MINUTES
DECEMBER 17, 2012

CALL TO ORDER The School Board of Putnam County met in regular session in the media center at the Primary Building.

ROLL CALL The following members were present to answer roll call: Mr. Gibson, Ms. Glenn, Mrs. Hopkins, Mr. Kettman, Mrs. Nauman, Mrs. Popurella and Mrs. Shore.

EXECUTIVE SESSION At 7:10 p.m. Mr. Gibson moved and Mrs. Hopkins seconded the motion to adjourn to executive session to discuss the appointment, employment, compensation, discipline, performance, or dismissal of specific employee of the district. On roll call the members voted as follows: Mr. Gibson, aye; Ms. Glenn, aye; Mrs. Hopkins, aye; Mr. Kettman, aye; Mrs. Nauman, aye; Mrs. Popurella, aye; and Mrs. Shore, aye. Motion carried.

ITEMS DISCUSSED I. Maternity Leave – Monica Frund
II. Principals' Comp Time
III. Superintendent's Goals

ADJOURN At 7:35 p.m. Mr. Gibson moved and Mrs. Popurella seconded the motion to return to open session. On roll call the members voted as follows: Mr. Gibson, aye; Ms. Glenn, aye; Mrs. Hopkins, aye; Mr. Kettman, aye; Mrs. Nauman, aye; Mrs. Popurella, aye; and Mrs. Shore, aye. Motion carried.

RETURN TO OPEN MEETING

BOARD PRESIDENT: Wicky J. Nauman

DATE: 1/22/13

BOARD SECRETARY: Pamela J. Glavo

DATE: 1/22/13

Superintendent Goals
August 22, 2012
Evidence Presented, December 13, 2012

1. The superintendent will continue to lead the administrative team to provide clear, user-friendly reports of student achievement data, indicating formative and/or summative outcomes of student/district progress. This achievement data will be reported to the Board of Education at least on a quarterly basis.

Evidence: Our administrative team has provided quarterly achievement data reports to the Board, including the School Report Card summaries and benchmarking reports. There has been improvement in the manner in which the data is reported, resulting in a more “user friendly” format.

2. The superintendent will continue to work closely with the Board of Education Finance Committee, administrative team, and district office to develop, implement, and monitor the district budget. State funding updates and investment reports will be provided for the Board at monthly meetings.

The budget process has continued throughout the year, including meetings with the Finance Committee, internal departmental meetings, administrative team, and the State funding updates/ investment reports that are provided monthly to the Board. Our district auditor has commented for the past two years that we not only set a budget, but we follow it. Through the collective effort of the district office staff, the Board of Education, and administration, we have received an excellent audit and an overall rating of 4, the highest rating possible from the State.

3. The superintendent will continue to provide the Board of Education an updated multi-year budget projection, reflecting the latest changes from the State of Illinois and federal government. The Finance Committee from the Board will be invited to participate in this process.

On November 29, our district office staff, Adriane Shore, and I met with Brent Appell, the I.S.B.E. representative who works with districts regarding multi-year budget projections. The Board of Education was invited to participate in this process, but most members understandably had conflicts with the time. Brent preferred to not meet in the evening, and that excluded some Board members from meeting at that time. We discussed possible changes that may occur with State funding in this coming year. All of the major funds were examined, and I shared fiscal information from the district, including our planning for the future with the possible use of Working Cash Fund Bonds. Brent commented that we

are doing a good job and that it was nice to work with a district that should still have money in two years. Of course, we will continue our ongoing multi-year district budget planning process, and we will be examining ways to trim the budget. That will be shared at the February Board of Education Meeting. (Please note the multi-year budget projections that have been provided to the Board.)

4. The superintendent will continue to participate in professional development activities related to district issues, leadership, or current events. He will provide information/documentation to the Board from at least three of those activities.

Throughout the year, I have continued my participation in professional development activities related to district issues, leadership, or current events. Please note the samples of professional development evidence that I have provided, including internal and external trainings. Of course, this is just a sample of evidence, as I have completed more than the required trainings.

5. The superintendent will continue to organize and implement Board/administration retreats (a minimum of two per year) to foster productive working relationships. The retreats will be a reflection of the Board's requested topics.

I arranged a Board retreat for August 8, 2012 at 6:00 p.m. with Ben Schwarm from IASB. The Board had requested a session regarding TRS changes. We enjoyed a great dinner and an excellent presentation. I have asked for ideas regarding another retreat to be conducted in January or February. That will be the appropriate time for the next scheduled retreat.

6. The superintendent will lead the administrative team to examine and select an assessment improvement plan, specific to ACT/PSAE student preparation.

I have worked closely with Mr. Peterson, and we have discussed options with the administrative team regarding ACT student preparation. I examined options while attending the Triple I Conference in Chicago, and I shared information with Mr. Peterson. However, most of those options were very limited, as they were not specifically targeted to ACT/PSAE Prep. I met with Michelle Nauman who has done extensive work with the DePue Schools, and she shared some excellent materials from Cambridge. I met with Bob, and we will plan to integrate that prep program with the ACT prep instructors he will hire to work from January until ACT testing time for one night a week. This will be structured similar to other area high school prep programs in which students attend one evening a week to help prepare for their ACT exams.

7. The superintendent will lead district efforts toward the implementation of the new Common Core Standards. A minimum of two specific professional development activities for staff should be implemented, and evaluations of those activities shall be available for review by the Board of Education.

During the week of June 4-8, 2012, a Language Arts Common Core graduate class was held in our Putnam County Schools. This was coordinated through the Regional Office of Education, and our teachers were given the opportunity to participate in this fine professional development opportunity. On June 11 and 12, our staff was given another excellent Common Core professional development opportunity. This was a Math Common Core workshop held at Putnam County Primary School. The evaluations for this professional development will be available for Board members to examine upon request.

8. The superintendent will provide reports to the Board regarding the PERA Training, including both the teacher and principal evaluation changes. The principal and teacher evaluation format changes will be provided to the Board.

Throughout the school year, I have provided updates in my Friday memos regarding PERA Training regarding the teacher and principal evaluation changes. As you know from those messages, all four principals and I have completed the module trainings on time. This required (at the minimum) two weeks of additional time for all of us to complete these required trainings. While the demand from the State was completely disrespectful of our time, I am proud of our team for completing this extensive process.

I am using the new principal evaluation tool in this year's evaluations of our principals. I have begun evaluating the principals with this new system that is tied to student achievement. Two formal evaluations of each principal must be completed before March 1, and I am on target to have those completed before the required time. I have attached the cover page of this new tool. The complete document is available for your review upon request.

Superintendent Goals for 2013/2014

In June of each year, we examine superintendent goals. I am attaching my goals for 2012/2013 and the evidence presented this past December. These goals should provide guidelines for the goals for this upcoming school year.

My recommendation is to proceed with the personnel committee meeting to review the attached goals and to modify them for the upcoming year. The personnel committee can make a recommendation for these updated goals for the new fiscal year, and this can be passed at the July Board of Education Meeting.

If you have questions regarding this process, please ask. If not, we can set that committee meeting date at our upcoming board meeting.

**Thanks,
Jay**