

PUTNAM COUNTY CUSD #535
BOARD OF EDUCATION MEETING AGENDA
PUTNAM COUNTY PRIMARY SCHOOL - MEDIA CENTER
February 19, 2013
6:30 PM

“WHERE ALL STUDENTS WILL LEARN AND SUCCEED AND ALL MEANS **ALL**”

DISTRICT GOALS:

Demonstrate increased academic achievement for all students.

Improve communications among all stakeholders in the Putnam County School District and communities.

Maintain strong fiscal responsibility in the Putnam County School District.

I. CALL TO ORDER	
II. PLEDGE OF ALLEGIANCE	
III. ROLL CALL	
IV. ADJUSTMENTS TO THE AGENDA	
V. AUDIENCE PARTICIPATION/HEARING OF DELEGATIONS	
A. Outstanding Teacher Letter-Mr. John Slingsby	3
B. Student Liaison-Austin Pletsch	
C. Brandy Baele, School Social Worker	
VI. CORRESPONDENCE	5
VII. CONSENT AGENDA	
A. Approve January 22, 2013 Regular and Executive Session Minutes.	6
B. Approve District Bills	10
C. Approve Financial Reports	25
D. Approve Treasurer's Report	89
E. Destroy Executive Session Verbatim Recordings of August 15, 2011	
VIII. REPORTS, UPDATES AND INFORMATIONAL ITEMS	
A. Principals' Reports	91
B. Superintendent's Report	
1. Transportation Report	119
2. Investment Report	143
3. State Funding Update	144
4. Granville TIF District	145
5. Mid-Year Fiscal Report	148

C. Committee Reports

1. Policy Committee
2. Negotiations Committee
3. Finance Committee
4. Building/Grounds Committee
5. Personnel Committee

IX. OLD BUSINESS

X. NEW BUSINESS

- | | |
|--|-----|
| A. Approve 2013/2014 Calendar (Action) | 149 |
| B. Rehire Non-Union Personnel (Action) | 152 |
| C. Budget Reduction Plan | 154 |

XI. EXECUTIVE SESSION FOR THE APPOINTMENT, EMPLOYMENT, COMPENSATION, DISCIPLINE, PERFORMANCE OR DISMISSAL SPECIFIC EMPLOYEES OF THE DISTRICT. 155

XII. ADJOURNMENT

To: Putnam County Board of Education

C/O: Mr. Jay McCracken

Putnam County CUSD 535,

400 E Silverspoon Ave,

Granville, IL 61326

February 4, 2013

Dear Members of the Putnam County Board of Education,

I am writing this letter in regards to an outstanding teacher at the Junior High, which in my honest opinion has gone above and beyond what is expected from a teacher.

Mr. John Slingsby, without a doubt has been one of the greatest assets to our family, not only as a teacher, but as a human being.

Many times we hear parents complaining about the lack of support from teachers, or just the lack of interest teachers these days have in general in the classroom. I am not one of those parents... I have witnessed just the opposite.

Without going into major detail, I am a parent of a seventh grader at the Junior High. Our daughter has been suffering from severe anxiety which at times can make school life generally unbearable.

Anyone who has known someone with anxiety and or depression or themselves has suffered understands how completely crippling it can become for the person suffering and the family. While our daughter very well could have fallen through the cracks, she did not, because of this particular teacher. She maintains honor roll grades, is never disruptive, and quite to the contrary as she is polite and quiet and never draws attention to herself; this kind of child is a teachers dream in my opinion.

Most teachers would not recognize that sometimes the shy child is not just shy, but having other issues per say. Mr. Slingsby did just this. Starting in sixth grade, he would ask her throughout the day how she was doing, he would take the extra time with her to make sure she understood an assignment, as she would never raise her hand for help. When she would speak in front of the class and was unable to project her voice or possibly have a panic attack he would intervene right away as to remove her from the strenuous situation. He did these things and many more before even knowing she was suffering from anxiety.

Starting her seventh grade year Mr. Slingsby was assigned her homeroom teacher. As her anxiety became worse I chose to meet with her teachers, to explain some possible triggers for anxiety and if they would contact us if they saw any new or worsening issues. Mr. Slingsby with my permission helped us by talking to some of her other teachers in a way I feel educated them in understanding what was going on.

This compassion, empathy and caring has made all the difference in her life at school. He still continually asks her how her day is and lets us know that she is becoming more comfortable speaking up in class each day. This ongoing support of our family in a very stressful time has been an absolute saving grace.

While Junior High is a very demanding time in a child's life, we have all been there and remember that for most part it is the hardest 3 years of school. It's important that we have teachers who really can relate to kids at this age.

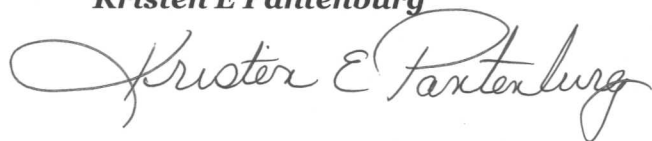
I believe we have some of the best educators here in Putnam County. I am glad to say that my child is the luckiest kid to have been able to have Mr. John Slingsby, someday when she looks back she will remember a quiet strong man who had the ability to make a possibly bad situation not only tolerable, but he helped her cope, not by avoiding things, but for being supportive when things felt tough.

I simply would like the Board to think about a possible way to recognize teachers like Mr. Slingsby in our District who go above and beyond just being great teachers. I'm sure there are many more outstanding individuals that we could recognize and I feel by honoring their efforts more teachers will follow suite and all of us will benefit from their continued support of our children.

I appreciate you taking the time to read this letter and I hope to see someday some sort of recognition for the many sup portative teachers who care for our children each and every day. Please feel free to call me if you have any questions. Cell # 815-252-9985

Sincerely,

Kristen E Pantenburg

A handwritten signature in cursive script that reads "Kristen E Pantenburg". The signature is fluid and matches the typed name above it.

Raymond and Kristen Pantenburg

3832 IL Hwy 26, McNabb, IL 61335



Special Olympics

Illinois

Starved Rock/Area 16

Special Olympics Illinois Starved Rock/Area 16

1718 Peoria St., Ste. 3 • Peru, IL 61354
815-220-8128 • Fax 815-220-8150
cdepaepe@soill.org

Special Olympics Illinois State Headquarters

605 East Willow Street • Normal, IL 61761-2682
309-888-2551 • Fax 309-888-2570
www.soill.org

January 20, 2013

Mr. Jay McCracken
Superintendent of Schools
402 East Silverspoon Avenue
Granville, IL 61326

Dear Jay,

Thank you for allowing us to use the Putnam County High School for our Special Olympic Individual Basketball Skills competition on January 19th. It is always a pleasure to work with the Putnam County School District staff. Lynn Acuncius was very helpful in setting up the event. Dave Garcia was also flexible in scheduling the event and preparing the gym microphone. Our Committee and athletes look forward to this activity each year. We greatly appreciate the hospitality and assistance shown to our organization by the Putnam County School District.

Thanks again for your support of our sports programs for individuals with intellectual disabilities.

Sincerely,

Cheryl De Paepe
Area Director

Putnam County Community Unit School District #535
400 E Silverspoon Ave
Granville, Illinois 61326

Board of Education
Regular Meeting
6:30 p.m., January 22, 2013
Media Center Putnam County Primary School

President Vicky Nauman called the meeting to order at 6:30 p.m.

The meeting continued with the Pledge of Allegiance.

PLEDGE

The following members were present to answer roll call: Mr. Gibson, Ms. Glenn, Mrs. Nauman, and Mrs. Shore. Mrs. Hopkins, Mr. Kettman, and Mrs. Popurella were absent.

ROLL CALL

No adjustments

ADJUSTMENTS

This month's question from student liaison, Austin Pletsch, was "What volunteer program would you like to participate in?"

DELEGATIONS

Illinois State Scholars were introduced, Claire Griffith, Amy Kotecki, Nicholas Lenkaitis. Jodie Goetz presented information on the Mentoring Program. The Mentoring Program is a 2 year program for new teachers to the district.

Mr. Gibson moved and Ms. Glenn seconded the motion to approve the Consent Agenda - Regular and Executive session minutes of December 17, 2012, and Truth in Taxation Hearing, Treasurer's Report for months of December, bills for month of January, destroy Executive Session Verbatim Recordings of July 17, 2011. On roll call the members voted as follows: Mr. Gibson, aye; Ms. Glenn, aye; Mrs. Nauman, aye; and Mrs. Shore, aye. Motion carried.

CONSENT AGENDA

Principals' reports are in BoardBook.

PRINCIPALS'
REPORTS

Superintendent McCracken gave his monthly report.

SUPERINTENDENT
REPORT

Investment Report – next CD is due Feb 27, 2013. CD is worth \$331,998.85

State Funding – Ag -\$2,461; ECE - \$73,568; Special Ed (Summer) - \$364.18; Special Ed - \$96,858.77; Transportation - \$130,753.28; Lunch - \$565.52; Drivers' Ed -\$2,786.16;

Total Owed -\$307,356.91

School Safety Forum - The school safety forum has been planned to increase school safety awareness and share appropriate information about the district's crisis management plan, answer questions, and discuss ways in which we can continue providing the safest environment possible for our students and staff. The forum is Wednesday, January 30 at 7:00 p.m. in the Putnam County High School Auditorium.

No committee reports

COMMITTEE
MEETING

Ms. Glenn moved and Mrs. Shore seconded the motion to move the April Board Meeting to April 22, 2013. On roll call the members voted as follows: Ms. Glenn, aye; Mrs. Nauman, aye; Mrs. Shore, aye; and Mr. Gibson, aye. Motion carried.

APRIL BOARD
MEETING

PUTNAM COUNTY BOARD OF EDUCATION

January 22, 2012

Page 2

Mrs. Shore moved and Mr. Gibson seconded the motion to continue to employ Kelly Schaefer, speech/language pathologist, through L.E.A.S.E. at 40% level. On roll call the members voted as follows: Mrs. Shore, aye; Mr. Gibson, aye; Ms. Glenn, aye; and Mrs. Nauman, aye. Motion carried.

EMPLOY SPEECH/
LANGUAGE
L.E.A.S.E.

Superintendent McCracken met with Doug Smith to discuss our upcoming maintenance needs that could be completed in the 2013/2014 budget cycle. Dependent upon State revenue streams, we could replace half of the carpet in the high school library, replacing it with tile. There is an area of high traffic in which tile flooring would be a better option. The remainder of the carpet is not as bad as the high traffic area. Overall, we intend to proceed with basic maintenance and cleaning throughout the district.

13/14
MAINTENANCE
REVIEW

Mr. Gibson moved and Ms. Glenn seconded the motion to approve Robbins Schwartz as our law firm for 2013. On roll call the members voted as follows: Mr. Gibson, aye; Ms. Glenn, aye; Mrs. Nauman, aye; and Mrs. Shore, aye. Motion carried.

ROBBINS
SCHWARTZ

Mrs. Shore moved and Mrs. Nauman seconded the motion to approve hiring Gorenz and Associates as our auditors for 2013. On roll call the members voted as follows: Mrs. Shore, aye; Mr. Gibson, aye; Ms. Glenn, aye; and Mrs. Nauman, aye. Motion carried.

GORENZ AND
ASSOCIATES

Superintendent McCracken has the first round of Principals' evaluations completed, and the follow-up conferences have been conducted. With the new evaluation tool and procedures that are now required from the State, two formal evaluations of all principals must be completed by March 1.

PRINCIPALS'
EVALUATION

At 7:25 p.m. Ms. Glenn moved and Mr. Gibson seconded the motion to adjourn to executive session to discuss the appointment, employment, compensation, discipline, performance, or dismissal of specific employee of the district and the six month review of Executive Session minutes. On roll call the members voted as follows: Ms. Glenn, aye; Mrs. Nauman, aye; Mrs. Shore, aye; and Mr. Gibson, aye. Motion carried.

EXECUTIVE
SESSION

At 7:55 p.m. Mr. Gibson moved and Ms. Glenn seconded the motion to return to open session. On roll call the members voted as follows: Mr. Gibson, aye; Ms. Glenn, aye; Mrs. Nauman, aye; and Mrs. Shore, aye. Motion carried.

Mr. Gibson moved and Mrs. Shore seconded the motion to open 2012 Executive Session minutes of May 21, June 27, August 20, September 17, October 15, and November 19. All ayes, motion carried.

EXECUTIVE
SESSION MINUTES

At 8:02 p.m. Ms. Glenn moved and Mrs. Shore seconded the motion to adjourn. All ayes, motion carried.

ADJOURN

Respectfully submitted.
Pamela Ellena, Board Secretary

APPROVED _____
BOARD PRESIDENT DATE

BOARD SECRETARY DATE

Bills Payable List

Printed: 2/14/2013 2:08 PM
 PUTNAM COUNTY CUSD #535

Vendor Name	P.O. Number	Description	Batch #	Amount	State Account Number
ALLIED WASTE SERVICES #366					
		ALL SCHOOL SERVICES	212	455.48	20-2542-321-1
				<u>\$455.48</u>	
AMEREN ENERGY MARKETING					
		H S- ELECTRIC SERVICE	212	5,074.84	20-2542-466-2
		JR HI-ELECTRICAL SERVICE	212	2,216.01	20-2542-466-3
		ELEMENTARY-ELECTRIC SERVI	212	1,126.63	20-2542-466-4
		PRIMARY-ELECTRIC SERVIC	212	1,930.38	20-2542-466-5
				<u>\$10,347.86</u>	
AMEREN ILLINOIS					
		H S-NATURAL GAS SERVICE	212	4,460.97	20-2542-465-2
		ELEMENTARY-NATURAL GAS	212	3,064.90	20-2542-465-4
		JR HI-NATURAL GAS	212	2,655.77	20-2542-465-3
		H S- ELECTRIC SERVICE	212	4.09	20-2542-466-2
		PRIMARY NATURAL GAS	212	2,022.68	20-2542-465-5
				<u>\$12,208.41</u>	
AMSAN LLC					
		PRIMARY BLDG SUPPLY	212	307.20	20-2542-410-5
		PRIMARY BLDG SUPPLY	212	134.00	20-2542-410-5
		HIGH SCHOOL-BLDG SUPPLIE	213	1,000.00	20-2542-410-2
		ELEMENTARY-BLDG SUPPLIES	213	1,078.45	20-2542-410-4
		PRIMARY BLDG SUPPLY	213	1,400.00	20-2542-410-5
				<u>\$3,919.65</u>	
APPLE INC					
		DYNEGY GRANT	212	1,974.00	10-1920
		DYNEGY GRANT	212	21.00	10-1112-410-1
				<u>\$1,995.00</u>	
ARAMARK					
		ALL SCHOOL SERVICES	212	176.62	20-2542-321-1
		ALL SCHOOL SERVICES	212	556.52	20-2542-321-1
		ALL SCHOOL SERVICES	212	361.73	20-2542-321-1
		ALL SCHOOL SERVICES	212	280.98	20-2542-321-1
		ALL SCHOOL SERVICES	212	168.72	20-2542-321-1
				<u>\$1,544.57</u>	
BAELE, BRANDY					
		SW-TRAVEL	212	32.90	10-2110-332-1
				<u>\$32.90</u>	
BLICK ART MATERIALS					
	28273	HS-SUPPLIES	212	31.95	10-1113-410-2
				<u>\$31.95</u>	
BLUE CROSS BLUE SHIELD					
		HLTH CRT S	98	795.30	10-481
		HLTH BP CRT S	98	7,158.30	10-481
		HLTH CRT F	98	3,495.50	10-481
		HLTH BP CRT F	98	4,469.40	10-481
		HLTH CRT E + S	98	1,418.55	10-481
		HLTH BP CRTE+S	98	2,545.27	10-481

Bills Payable List

Printed: 2/14/2013 2:08 PM
 PUTNAM COUNTY CUSD #535

Vendor Name	P.O. Number	Description	Batch #	Amount	State Account Number
		HLTH NC E+S	98	202.65	10-481
		HLTH BP NC E+S	98	363.61	10-481
		HLTH BP ADM S	98	265.12	10-481
		HLTH NC F	98	349.55	10-481
		HLTH BP NC F	98	446.94	10-481
		HLTH NC S	98	79.53	10-481
		HLTH NC S	98	79.53	20-481
		HLTH BP NC S	98	715.83	10-481
		HLTH BP NC S	98	715.83	20-481
		HLTH BP EMP+C	98	321.94	10-481
		HLTH BP EMP+C	98	321.94	20-481
		HLTH E + C	98	1,040.46	10-481
		HLTH BP E + C	98	1,931.64	10-481
		HLTH E + C	98	173.41	10-481
		HLTH E + C	98	173.41	20-481
		HLTH ADM BP F	98	2,389.47	10-481
		HLTH ADMIN E+S	98	521.24	10-481
		HLTH ADMIN E+S	98	45.02	40-481
		HLTH CRT S	98	847.21	10-481
		HLTH CRT S	98	1.11	40-481
		HLTH BP CRT S	98	7,625.55	10-481
		HLTH BP CRT S	98	9.97	40-481
		HLTH CRT F	98	3,495.50	10-481
		HLTH BP CRT F	98	4,469.40	10-481
		HLTH CRT E + S	98	1,418.55	10-481
		HLTH BP CRTE+S	98	2,545.27	10-481
		HLTH NC E+S	98	202.65	10-481
		HLTH BP NC E+S	98	363.61	10-481
		HLTH BP ADM S	98	265.12	10-481
		HLTH NC F	98	349.55	10-481
		HLTH BP NC F	98	446.94	10-481
		HLTH NC S	98	79.53	10-481
		HLTH NC S	98	79.53	20-481
		HLTH BP NC S	98	715.83	10-481
		HLTH BP NC S	98	715.83	20-481
		HLTH BP EMP+C	98	321.94	10-481
		HLTH BP EMP+C	98	321.94	20-481
		HLTH E + C	98	1,040.46	10-481
		HLTH BP E + C	98	1,931.64	10-481
		HLTH E + C	98	173.41	10-481
		HLTH E + C	98	173.41	20-481
		HLTH ADM BP F	98	2,389.47	10-481
		HLTH ADMIN E+S	98	521.24	10-481
		HLTH ADMIN E+S	98	45.02	40-481
				<u>\$60,569.12</u>	
BOLIN, RAY		JR HI-TRAVEL	212	244.40	10-1112-332-3
		H S TRAVEL	212	244.40	10-1113-332-2

Bills Payable List

Printed: 2/14/2013 2:08 PM
 PUTNAM COUNTY CUSD #535

Vendor Name	P.O. Number	Description	Batch #	Amount	State Account Number
				<u>\$488.80</u>	
CARLSON, CARL		PRINC OFFICE-TRAVEL	212	68.62	10-2410-332-1
				<u>\$68.62</u>	
CDWG INC.		LAPTOPS	212	1,512.52	10-1110-540-1
		PROJECTOR	212	1,715.20	10-1112-410-1
		IPAD SCREEN PROTECTORS	212	96.95	10-1112-410-1
		INK	212	73.19	10-1112-410-1
		PARTS/SUPPLIES	212	720.30	10-1112-410-1
				<u>\$4,118.16</u>	
COLMONE, CINDY		SUPPLIES	212	44.12	10-1220-411-11
				<u>\$44.12</u>	
COMPANION LIFE (DENTAL)		DENTAL CERT S	98	141.00	10-481
		DENTAL BP CRT S	98	261.60	10-481
		DENTAL CRT F	98	536.64	10-481
		DENTAL BP CRT F	98	996.72	10-481
		DENTAL CERT S+	98	121.05	10-481
		DENT BP CRT S+	98	224.82	10-481
		DENT ADM BP F	98	191.67	10-481
		DENT ADM BP S	98	20.13	10-481
		DENT ADMIN E+S	98	35.37	10-481
		DENT ADMIN E+S	98	3.06	40-481
		DENT NC FAMILY	98	22.36	10-481
		DENT NC FAMILY	98	22.36	20-481
		DENT NC BP FAM	98	41.53	10-481
		DENT NC BP FAM	98	41.53	20-481
		DENT NC S+ 1	98	26.90	10-481
		DENT BP NC S+ 1	98	49.96	10-481
		DENT NC SINGLE	98	7.05	10-481
		DENT NC SINGLE	98	21.15	20-481
		DENT NC BP SIN	98	13.08	10-481
		DENT NC BP SIN	98	39.24	20-481
		DENTAL EMP PD	98	20.13	10-481
		DENTAL CERT S	98	154.81	10-481
		DENTAL CERT S	98	0.29	40-481
		DENTAL BP CRT S	98	287.21	10-481
		DENTAL BP CRT S	98	0.55	40-481
		DENTAL CRT F	98	536.64	10-481
		DENTAL BP CRT F	98	996.72	10-481
		DENTAL CERT S+	98	121.05	10-481
		DENT BP CRT S+	98	224.82	10-481
		DENT BP NC S+ 1	98	49.96	10-481
		DENT NC SINGLE	98	7.05	10-481
		DENT NC SINGLE	98	21.15	20-481
		DENT NC BP SIN	98	13.08	10-481

Bills Payable List

Printed: 2/14/2013 2:08 PM
 PUTNAM COUNTY CUSD #535

Vendor Name	P.O. Number	Description	Batch #	Amount	State Account Number
		DENT NC BP SIN	98	39.24	20-481
		DENT ADM BP F	98	191.67	10-481
		DENT ADM BP S	98	20.13	10-481
		DENT ADMIN E+S	98	35.37	10-481
		DENT ADMIN E+S	98	3.06	40-481
		DENT NC FAMILY	98	22.36	10-481
		DENT NC FAMILY	98	22.36	20-481
		DENT NC BP FAM	98	41.53	10-481
		DENT NC BP FAM	98	41.53	20-481
		DENT NC S+ 1	98	26.90	10-481
		DENTAL EMP PD	98	20.13	10-481
				<u>\$5,714.96</u>	
COMPANION LIFE (LIFE)					
		LIFE ADM BP	98	19.00	10-481
		LIFE SUPT BP 2	98	4.37	10-481
		LIFE SUPT BP 2	98	0.38	40-481
		LIFE CERT	98	91.85	10-481
		LIFE CERT BP	98	169.95	10-481
		LIFE NC	98	6.66	10-481
		LIFE NC	98	3.32	20-481
		LIFE NC BP	98	12.38	10-481
		LIFE NC BP	98	6.20	20-481
		LIFE EMP PD	98	2.38	10-481
		LIFE ADM BP	98	19.00	10-481
		LIFE SUPT BP 2	98	4.37	10-481
		LIFE SUPT BP 2	98	0.38	40-481
		LIFE CERT	98	95.12	10-481
		LIFE CERT	98	0.07	40-481
		LIFE EMP PD	98	2.38	10-481
		LIFE CERT BP	98	176.00	10-481
		LIFE CERT BP	98	0.13	40-481
		LIFE NC	98	9.99	10-481
		LIFE NC	98	6.65	20-481
		LIFE NC BP	98	18.56	10-481
		LIFE NC BP	98	12.38	20-481
				<u>\$661.52</u>	
CULLIGAN TRI CO SALES					
		ALL SCHOOL SERVICES	212	216.75	20-2542-321-1
				<u>\$216.75</u>	
DAVIS, ANNETTE E					
		JH MEDIA SUPPLIES	212	247.00	10-2220-410-3
		DONATIONS	212	258.07	10-1920
				<u>\$505.07</u>	
ECKWALL, CAROL					
		MUSIC TRAVEL	212	340.32	10-1115-332-1
				<u>\$340.32</u>	
ENCOMPASS GAS GROUP INC					

Bills Payable List

Printed: 2/14/2013 2:08 PM
 PUTNAM COUNTY CUSD #535

Vendor Name	P.O. Number	Description	Batch #	Amount	State Account Number
		VOC AG SUPPLIES	212	363.37	10-1401-410-2
				<u>\$363.37</u>	
FICEK ELECTRIC & COMM					
		ALL SCHOOL SERVICES	212	775.00	20-2542-321-1
		ALL SCHOOL SERVICES	212	110.00	20-2542-321-1
		ALL SCHOOL SERVICES	212	280.00	20-2542-321-1
				<u>\$1,165.00</u>	
FIFER, SAMANTHA					
		F/C SCIENCE SUPPLY	212	22.89	10-1113-412-2
				<u>\$22.89</u>	
FIRST CHOICE MED EQUIPMENT					
		MEDICAID	212	160.00	10-1220-411-11
				<u>\$160.00</u>	
FOX RIVER FOODS CO					
		PRIMARY CAFE FOOD	212	2,916.31	10-2560-410-5
		PRIMARY BREAKFAST	212	906.26	10-2560-410-1-5
		PRIMARY MISC SUPPLY	212	105.13	10-2560-490-5
		HIGH SCHOOL- FOOD	212	4,866.55	10-2560-410-2
		HS BREAKFAST	212	983.55	10-2560-410-1-2
		H S-CAFE MISC SUPPLIES	212	267.66	10-2560-490-2
		JR HI-CAFE FOOD	212	3,616.08	10-2560-410-3
		JH BREAKFAST	212	782.24	10-2560-410
		JR HI-CAFE MISC SUPPLIES	212	75.08	10-2560-490-3
		HENN-CAFE FOOD	212	3,132.08	10-2560-410-4
		HEN BREAKFAST	212	592.57	10-2560-410-1-4
		HENN ELEM-CAFE MISC SUPP	212	85.37	10-2560-490-4
		ECE FOOD SUPP	212	482.81	10-1125-411-1
				<u>\$18,811.69</u>	
FRONTIER					
		SUPT-TELEPHONE	212	83.99	20-2542-340-1
		ELEM-TELEPHONE	212	115.62	20-2542-340-4
		H S - TELEPHONE SERVICE	212	76.89	20-2542-340-2
				<u>\$276.50</u>	
G & B MECHANICAL					
		H S-BUILDING REPAIRS/MAI	212	600.00	20-2542-323-2
		JR HI BLDG. REP/ MAINT	212	600.00	20-2542-323-3
		PRIMARY REPAIR/MAI	212	618.87	20-2542-323-5
		PRIMARY REPAIR/MAI	212	1,389.45	20-2542-323-5
		JR HI BLDG. REP/ MAINT	212	86.69	20-2542-323-3
		PRIMARY BLDG CAP OUT	213	2,120.00	20-2542-540-5
				<u>\$5,415.01</u>	
GARAVENTA USA INC					
		JR HI BLDG. REP/ MAINT	212	930.00	20-2542-323-3
		JR HI BLDG. REP/ MAINT	212	1,465.00	20-2542-323-3
				<u>\$2,395.00</u>	
GOETZ, JODIE L					
		EPIC-TUITION REIMB	212	510.00	10-2210-320-1

Bills Payable List

Printed: 2/14/2013 2:08 PM
 PUTNAM COUNTY CUSD #535

Vendor Name	P.O. Number	Description	Batch #	Amount	State Account Number
				<u>\$510.00</u>	
GOETZ, MEGAN		PSYCH-TRAVEL	212	23.50	10-2140-332-1
				<u>\$23.50</u>	
GOSLIN, VANESSA		H S TRAVEL	212	84.60	10-1113-332-2
		JR HI-TRAVEL	212	84.60	10-1112-332-3
				<u>\$169.20</u>	
GRAINGER		H S-BUILDING REPAIRS/MAI	212	848.16	20-2542-323-2
				<u>\$848.16</u>	
GRASSERS		JR HI-BUILDING SUPPLIES	212	108.42	20-2542-410-3
				<u>\$108.42</u>	
HARRIS, JEFF		IND ARTS-SUPPLIES	212	29.99	10-1402-410-2
				<u>\$29.99</u>	
HENNEPIN BLDG IMPREST		PRINC OFFICE-TRAVEL	212	85.00	10-2410-332-1
		BOARD SUPPLIES	212	31.72	10-2310-410-6
				<u>\$116.72</u>	
HENNEPIN FOOD MART		HENN-CAFE FOOD	212	14.98	10-2560-410-4
		ELEMENTARY-BLDG SUPPLIES	213	48.98	20-2542-410-4
		ELEMENTARY-BLDG SUPPLIES	213	15.50	20-2542-410-4
		HENN OFFICE - SUPPLIES	213	22.10	10-2410-410-4
				<u>\$101.56</u>	
HENNEPIN WATER DISTRICT		ELEM-WATER	212	157.33	20-2542-322-4
				<u>\$157.33</u>	
HERFF JONES INC.		DIPLOMAS HS	212	434.82	10-2310-410-6
		DIPLOMAS	212	27.99	10-2410-410-2
				<u>\$462.81</u>	
HIGH SCHOOL IMPREST		HS ATHL OFFICIALS	212	1,854.00	10-1501-319-2
		HS-SUPPLIES	212	90.39	10-1113-410-2
		PRINC OFFICE-TRAVEL	212	170.00	10-2410-332-1
		TITLE IIA TRAVEL	212	170.00	10-1110-332-42
		HS ATH DUES/FEES	212	30.00	10-1501-640-2
				<u>\$2,314.39</u>	
HILLMANN PEDIATRIC THERAPY		PHYS IMP-CONTRACT SERVIC	212	5,142.06	10-1204-319-1
				<u>\$5,142.06</u>	
HINCKLEY SPRING WATER CO		SUPT OFFICE-SUPPLIES	212	63.49	10-2320-410-1

Bills Payable List

Printed: 2/14/2013 2:08 PM
 PUTNAM COUNTY CUSD #535

Vendor Name	P.O. Number	Description	Batch #	Amount	State Account Number
				<u>\$63.49</u>	
HOFFMAN, JANICE		ECE TRAVEL 7-5	212	117.08	10-1125-332-1
				<u>\$117.08</u>	
HULSTROM, NATALIE		MUSIC TRAVEL	212	105.28	10-1115-332-1
				<u>\$105.28</u>	
IL CENTRAL SCHOOL BUS LLC		CONTRACT-EX CURRIC	212	6,205.54	40-2550-328-1
		ED FOUNDATION	212	182.85	40-2550-328-1
		CONTRACT REG	212	31,763.40	40-2550-325-1
		CONTRACT SERVICE-AV	212	907.74	40-2550-327-1
		CONTRACT SERVICE-SP ED R	212	13,162.26	40-2550-326-1
		CONTRACT ECE ROUTES	212	9,644.94	40-2550-331-1
				<u>\$61,866.73</u>	
IL PRINCIPALS ASSOCIATION		PETERSON DUES	212	325.00	10-2410-332-1
				<u>\$325.00</u>	
IL SECRETARY OF STATE		BOARD DUES/FEES	212	50.73	10-2310-640-6
				<u>\$50.73</u>	
IL VALLEY BUSINESS EQUIPMENT		HEN R/M/COPIERS	91	422.80	10-1110-323-4
		HS R/M / COPIER	91	422.80	10-1113-323-2
		JH R/M/COPIER	91	422.80	10-1112-323-3
		PRIMARY R/M /COPIER	91	422.80	10-1111-323-5
		SUP COPY MACHINE	91	422.80	10-2320-323-1
		JR HI OFFICE-SUPPLIES	212	180.00	10-2410-410-3
		JR HI OFFICE-SUPPLIES	212	120.00	10-2410-410-3
				<u>\$2,414.00</u>	
IL VALLEY CELLULAR		ALL SCHOOL SERVICES	212	97.56	20-2542-321-1
				<u>\$97.56</u>	
IL VALLEY WASTE SERVICES		ALL SCHOOL SERVICES	212	557.69	20-2542-321-1
		ALL SCHOOL SERVICES	212	431.63	20-2542-321-1
				<u>\$989.32</u>	
IV SECURITY CONSULTING		ELEMENTARY-BLDG CAP OUT	212	2,482.00	20-2542-540-4
				<u>\$2,482.00</u>	
JOHNSON, REBECCA		IPAD SEMINAR	213	54.52	10-1110-332-42
				<u>\$54.52</u>	
JOHNSON, STEPHEN		GUIDANCE-SUPPLIES	212	36.00	10-2120-410-1
				<u>\$36.00</u>	

Bills Payable List

Printed: 2/14/2013 2:08 PM
 PUTNAM COUNTY CUSD #535

Vendor Name	P.O. Number	Description	Batch #	Amount	State Account Number
JUNIOR HIGH IMPREST					
		JH ATHL OFFICIALS	212	700.00	10-1501-319-3
		JH ATHL DUES/FEES	212	50.00	10-1501-640-3
		JR HI-ATHLETIC WORKERS	212	90.00	10-1501-125-3
		TITLE I 7-5	212	741.00	10-1250-332-36
				\$1,581.00	
LAKESHORE					
	53078	SW-SUPPLIES	212	107.46	10-2110-410-1
				\$107.46	
LANTER DISTRIBUTING LLC					
		HIGH SCHOOL- FOOD	212	56.55	10-2560-410-2
		JR HI-CAFE FOOD	212	81.10	10-2560-410-3
		HENN-CAFE FOOD	212	57.15	10-2560-410-4
		PRIMARY CAFE FOOD	212	56.54	10-2560-410-5
				\$251.34	
LASALLE CO R.O.E.					
		GOSLIN IPAD	212	475.00	10-1110-332-42
		M OLSON IPAD	212	475.00	10-1110-332-42
		DOWNEY IPAD	212	475.00	10-1110-332-42
		LUCAS IPAD	212	475.00	10-1110-332-42
		HENDERSON IPAD	212	475.00	10-1110-332-42
		GARCIA IPAD	212	475.00	10-1110-332-42
		BYERS IPAD	212	475.00	10-1110-332-42
				\$3,325.00	
LASALLE PERU AREA CAREER CENTER					
		A V VOCATIONAL SCHOOL	212	15,921.01	10-4140-670-2
				\$15,921.01	
LEASE					
		SPEECH IMP PROF SERV	212	18,085.49	10-1210-319-1
				\$18,085.49	
LETTERKRAFT					
		SUPT OFFICE-SUPPLIES	212	443.85	10-2320-410-1
				\$443.85	
LIBRARY VIDEO COMPANY					
	31886	JH MEDIA-AV	212	149.90	10-2220-430-3
	31886	JH MEDIA-AV	212	199.48	10-2220-430-3
	31887	JH MEDIA	212	134.31	10-2220-430-3
	53082	PRIMARY MEDIA-AV	213	94.75	10-2220-430-5
				\$578.44	
LIGHTED WAY ASSOCIATION I					
		LIGHTEDWAY/ALLENDAL	212	6,077.20	10-1912-670-1
				\$6,077.20	
LOCKER ROOM					
	27225	H S ATHLETIC-SUPPLIE	212	442.80	10-1501-410-2
	28241	H S ATHLETIC-SUPPLIE	212	132.00	10-1501-410-2
	28243	H S ATHLETIC-SUPPLIE	212	329.71	10-1501-410-2

Bills Payable List

Printed: 2/14/2013 2:08 PM
 PUTNAM COUNTY CUSD #535

Vendor Name	P.O. Number	Description	Batch #	Amount	State Account Number
	28243	H S ATHLETIC-SUPPLIE	212	77.00	10-1501-410-2
	28243	H S ATHLETIC-SUPPLIE	212	96.00	10-1501-410-2
	28243	H S ATHLETIC-SUPPLIE	212	218.85	10-1501-410-2
	28243	H S ATHLETIC-SUPPLIE	212	180.00	10-1501-410-2
	28243	H S ATHLETIC-SUPPLIE	212	237.20	10-1501-410-2
	28243	H S ATHLETIC-SUPPLIE	212	190.36	10-1501-410-2
	28243	H S ATHLETIC-SUPPLIE	212	109.90	10-1501-410-2
	28254	H S ATHLETIC-SUPPLIE	212	49.95	10-1501-410-2
	28256	H S ATHLETIC-SUPPLIE	212	797.25	10-1501-410-2
	28256	H S ATHLETIC-SUPPLIE	212	42.00	10-1501-410-2
	28256	H S ATHLETIC-SUPPLIE	212	226.65	10-1501-410-2
	28256	H S ATHLETIC-SUPPLIE	212	264.00	10-1501-410-2
				<u>\$3,393.67</u>	
MAIN, KATHERINE					
		NURSE-TRAVEL	212	244.58	10-2134-332-1
		NURSE-TRAVEL	212	56.87	10-2134-332-1
				<u>\$301.45</u>	
MARK KARLOSKY CONSULTING					
		ELMOS	212	2,643.20	10-1110-540-1
				<u>\$2,643.20</u>	
MATTINGLY TREE SERVICE INC					
		JR HI-GROUNDS REP/MAIN	212	450.00	20-2543-323-3
				<u>\$450.00</u>	
MAXCOM					
		ALL SCHOOL SERVICES	212	192.00	20-2542-321-1
				<u>\$192.00</u>	
MCNABB TELEPHONE COMPANY					
		SUPT-TELEPHONE	212	73.62	20-2542-340-1
		H S - TELEPHONE SERVICE	212	441.69	20-2542-340-2
		JR HI-TELEPHONE SERVICE	212	515.31	20-2542-340-3
		ELEM-TELEPHONE	212	220.85	20-2542-340-4
		PRIMARY-TELEPHONE SERV	212	220.84	20-2542-340-5
				<u>\$1,472.31</u>	
MEDIACOM LLC					
		MEDIACOM ONLINE	91	259.95	10-2190-323-1
				<u>\$259.95</u>	
MENARDS PERU					
		HIGH SCHOOL-BLDG SUPPLIE	212	179.00	20-2542-410-2
				<u>\$179.00</u>	
MIDWEST SERVICE & INSTALLATION INC					
	27543	H S-BUILDING REPAIRS	212	299.86	20-2542-323-2
				<u>\$299.86</u>	
MYRES, PEG					
		JR HI-BUILDING TRAVEL	212	37.60	20-2542-332-3
				<u>\$37.60</u>	
N C I M D					

Bills Payable List

Printed: 2/14/2013 2:08 PM
 PUTNAM COUNTY CUSD #535

Vendor Name	P.O. Number	Description	Batch #	Amount	State Account Number
		PRIMARY CAFE FOOD	212	2,062.50	10-2560-410-5
		HENN-CAFE FOOD	212	1,003.75	10-2560-410-4
		HIGH SCHOOL- FOOD	212	1,457.50	10-2560-410-2
		JR HI-CAFE FOOD	212	1,278.75	10-2560-410-3
				<u>\$5,802.50</u>	
NCPERS GROUP LIFE INS.					
		NCPERS INSURANCE	98	32.00	10-481
		NCPERS INSURANCE	98	8.00	20-481
		NCPERS INSURANCE	98	48.00	10-481
		NCPERS INSURANCE	98	24.00	20-481
				<u>\$112.00</u>	
NETWORK BUSINES SYSTEMS INC.					
		LEASE FD-MAXIIS	91	200.00	10-2190-323-1
		LEASE FD-MAXIIS	212	19.35	10-2190-323-1
				<u>\$219.35</u>	
NEWS TRIBUNE					
	27166	HS MEDIA CTR-PERIODI	212	32.25	10-2220-440-2
				<u>\$32.25</u>	
NORTH CENTRAL BANK					
		HENN OFFICE - SUPPLIES	212	20.00	10-2410-410-4
		HENN OFFICE - SUPPLIES	212	35.98	10-2410-410-4
		HENN ELEM-SUPPLIES	212	115.00	10-1110-410-4
		EPIC SUPPLIES	212	2.12	10-2210-410-1
		JR HI SUPPLIES	212	9.97	10-1112-410-3
		JR HI SUPPLIES	212	115.00	10-1112-410-3
		PRIMARY OFFICE - SUPPLIES	212	55.00	10-2410-410-5
		MEDICAID	212	42.94	10-1220-411-11
		PRINC OFFICE-TRAVEL	212	166.25	10-2410-332-1
		F/C SCIENCE SUPPLY	212	173.64	10-1113-412-2
		F/C SCIENCE SUPPLY	212	30.24	10-1113-412-2
		F/C SCIENCE SUPPLY	212	179.52	10-1113-412-2
		STATE ATHLETIC TRAVEL	212	341.00	10-1501-332-1
				<u>\$1,286.66</u>	
ORKIN EXTERMINATING CO IN					
		ALL SCHOOL SERVICES	212	213.79	20-2542-321-1
				<u>\$213.79</u>	
PC FOODS, INC.					
		MEDICAID	212	86.15	10-1220-411-11
		MEDICAID	212	45.95	10-1220-411-11
				<u>\$132.10</u>	
PCCU (NEC)					
		NEC-ADMIN/10 MONTH	98	112.88	10-481
		NEC-ADMIN/10 MONTH	98	2.03	40-481
		NEC 24/20	98	1,026.55	10-481
		DED NEC	98	68.54	10-481
		NEC-ADMIN/10 MONTH	98	112.88	10-481
		NEC-ADMIN/10 MONTH	98	2.03	40-481

Bills Payable List

Printed: 2/14/2013 2:08 PM
 PUTNAM COUNTY CUSD #535

Vendor Name	P.O. Number	Description	Batch #	Amount	State Account Number
		NEC 24/20	98	1,078.97	10-481
		NEC 24/20	98	0.59	40-481
				<u>\$2,404.47</u>	
PENSERV PLAN SERVICES					
		PENSERV PLAN SERVICES	98	2,227.50	10-481
		PENSERV PLAN SERVICES	98	2,340.41	10-481
		PENSERV PLAN SERVICES	98	315.00	20-481
		PENSERV PLAN SERVICES	98	2.09	40-481
				<u>\$4,885.00</u>	
PERMA- BOUND					
	27400	LIBRARY GRANT	213	19.26	10-2220-410-32
	31812	JH MEDIA BOOKS	213	129.32	10-2220-411-3
	31812	JH MEDIA BOOKS	213	38.52	10-2220-411-3
	31812	JH MEDIA BOOKS	213	112.68	10-2220-411-3
	53081	PRIM MEDIA BOOKS	212	140.10	10-2220-411-5
	53083	PRIM MEDIA BOOKS	212	816.92	10-2220-411-5
	53083	PRIM MEDIA BOOKS	213	75.36	10-2220-411-5
				<u>\$1,332.16</u>	
PERRY MEMORIAL HOSPITAL					
		STUDENT DRUG TESTING	212	582.50	10-2310-390-6
				<u>\$582.50</u>	
PETERSON, ROBERT					
		PRINC OFFICE-TRAVEL	212	84.60	10-2410-332-1
				<u>\$84.60</u>	
PRIMARY IMPREST					
		ECE COMM TRAVEL	212	219.00	10-1125-336-1
		MEDICAID	212	199.00	10-1220-411-11
				<u>\$418.00</u>	
PUT CO PCEA/IEA DUES					
		NON-CERT DUES	98	546.39	10-481
		NON-CERT DUES	98	35.04	20-481
		IEA CERT DUES	98	2,015.65	10-481
		NON-CERT DUES	98	534.19	10-481
		NON-CERT DUES	98	35.04	20-481
		NON-CERT DUES	98	12.20	80-481
		IEA CERT DUES	98	2,078.12	10-481
		IEA CERT DUES	98	1.33	40-481
				<u>\$5,257.96</u>	
PUT CO SCHOOL (FED TRS)					
		EVANS FED TRS	96	2,540.19	10-1250-210-36
		JOHNSON FED TRS	96	1,857.61	10-1250-210-36
				<u>\$4,397.80</u>	
PUT CO SCHOOL (TRS HEALTH)					
		THIS ADMIN/10 MONTH	98	313.33	10-481
		THIS ADMIN/10 MONTH	98	5.65	40-481
		THIS P24/T20	98	2,566.26	10-481
		HENSON WALTER INS	95	592.70	10-1110-222-4

Bills Payable List

Printed: 2/14/2013 2:08 PM
 PUTNAM COUNTY CUSD #535

Vendor Name	P.O. Number	Description	Batch #	Amount	State Account Number
		JENKINS WRAGGE KEENER INS	95	547.69	10-1113-222-2
		KASSABAUM SMITH INS	95	251.34	10-1112-222-3
		PUETZ INS	95	125.67	10-1111-222-5
		DED THIS	98	171.31	10-481
		THIS ADMIN/10 MONTH	98	313.33	10-481
		THIS ADMIN/10 MONTH	98	5.65	40-481
		THIS P24/T20	98	2,697.43	10-481
		THIS P24/T20	98	1.46	40-481
				<u>\$7,591.82</u>	
PUT CO SCHOOL (TRS)					
		TRS ADMI/10 MONTH	98	2,019.11	10-481
		TRS ADMI/10 MONTH	98	36.39	40-481
		TRS P24/T20	98	16,384.11	10-481
		TRS ADMI/10 MONTH	98	2,019.11	10-481
		TRS ADMI/10 MONTH	98	36.39	40-481
		DED TRS	98	911.32	10-481
		TRS P24/T20	98	17,221.94	10-481
		TRS P24/T20	98	9.34	40-481
				<u>\$38,637.71</u>	
PUT CO SCHOOLS					
		IM IMRF	98	1,488.00	10-481
		IM IMRF	98	430.92	20-481
		IMRFBRD SHARE	98	3,637.29	50-481
		IMRFBRD SHARE	98	1,053.35	50-481
		IM IMRF	98	1,762.61	10-481
		IM IMRF	98	765.60	20-481
		IM IMRF	98	12.74	40-481
		IM IMRF	98	34.26	80-481
		IMRFBRD SHARE	98	4,308.55	50-481
		IMRFBRD SHARE	98	1,871.45	50-481
		IMRFBRD SHARE	98	31.15	50-481
		IMRFBRD SHARE	98	83.73	50-481
				<u>\$15,479.65</u>	
PUTNAM CO COMM UNIT (IL)					
		IL State Tax	99	8,609.51	10-481
		IL State Tax	99	436.01	20-481
		IL State Tax	99	17.54	40-481
		IL State Tax	99	10,303.08	10-481
		IL State Tax	99	775.22	20-481
		IL State Tax	99	34.63	40-481
		IL State Tax	99	34.90	80-481
				<u>\$20,210.89</u>	
PUTNAM CO SD FIT					
		Federal Tax	99	19,185.67	10-481
		Federal Tax	99	1,047.34	20-481
		Federal Tax	99	61.78	40-481
		Federal Tax	99	22,362.66	10-481
		Federal Tax	99	2,130.66	20-481

Bills Payable List

Printed: 2/14/2013 2:08 PM
 PUTNAM COUNTY CUSD #535

Vendor Name	P.O. Number	Description	Batch #	Amount	State Account Number
		Federal Tax	99	71.60	40-481
		Federal Tax	99	37.30	80-481
				\$44,897.01	
PUTNAM CO SD MEDICARE					
		MEDICARE (CERT)	99	1,962.06	10-481
		MEDICARE (CERT)	99	5.09	40-481
		MEDICARE (BRD PD)	99	1,962.06	50-481
		MEDICARE (BRD PD)	99	5.09	50-481
		MEDICARE (CERT)	99	2,232.36	10-481
		MEDICARE (CERT)	99	6.16	40-481
		MEDICARE (BRD PD)	99	2,232.36	50-481
		MEDICARE (BRD PD)	99	6.16	50-481
				\$8,411.34	
PUTNAM CO. COMMUNITY UNIT					
		DIST PAYMENT	98	45.09	10-481
		DIST PAYMENT	98	45.09	10-481
				\$90.18	
PUTNAM COUNTY RECORD					
		HS MEDIA CTR-PERIODICALS	212	20.00	10-2220-440-2
				\$20.00	
PUTNAM COUNTY SD FICA					
		MATCHING FICA	99	2,488.97	50-481
		MATCHING FICA	99	709.62	50-481
		FICA 2013	99	3,231.60	10-481
		FICA 2013	99	864.10	20-481
		MATCHING FICA	99	3,636.27	50-481
		MATCHING FICA	99	1,278.33	50-481
		MATCHING FICA	99	21.66	50-481
		MATCHING FICA	99	58.23	50-481
		FICA 2013	99	3,636.27	10-481
		FICA 2013	99	1,278.33	20-481
		FICA 2013	99	21.66	40-481
		FICA 2013	99	58.23	80-481
				\$17,283.27	
PUTNAM COUNTY UNIT CAFE					
		HEALTH CARE EXP REIMBURSE PLAN	98	229.67	10-481
		DEP DAYCARE EXP REIMBURSE PLAN	98	354.16	10-481
		HEALTH CARE EXP REIMBURSE PLAN	98	279.67	10-481
		DEP DAYCARE EXP REIMBURSE PLAN	98	354.16	10-481
				\$1,217.66	
PUTNAM COUNTY UNIT EI					
		COMP PAYMENT	98	101.61	10-481
		COMP PAYMENT	98	101.61	10-481
				\$203.22	
QUILL					
	28288	HS-SUPPLIES	212	80.00	10-1113-410-2
	52523	PRIMARY OFFICE - SUP	212	89.27	10-2410-410-5

Bills Payable List

Printed: 2/14/2013 2:08 PM
 PUTNAM COUNTY CUSD #535

Vendor Name				
P.O. Number	Description	Batch #	Amount	State Account Number
53038	PRIMARY OFFICE - SUP	212	17.25	10-2410-410-5
53038	PRIMARY OFFICE - SUP	212	14.21	10-2410-410-5
64656	SUPT OFFICE-SUPPLIES	212	51.29	10-2320-410-1
64658	PSYCH-SUPPLIES	213	18.89	10-2140-410-1
			<u>\$270.91</u>	
RANDOLPH, GENE				
	PSYCH-TRAVEL	212	451.66	10-2140-332-1
			<u>\$451.66</u>	
ROBOMATTER INC				
31881	EPIC SUPPLIES	212	277.45	10-2210-410-1
			<u>\$277.45</u>	
RODRIGUEZ, CARMELA				
	HS-SUPPLIES	212	9.88	10-1113-410-2
			<u>\$9.88</u>	
ROYAL PUBLISHING				
	INFO SERV-ADVERTISING	212	285.00	10-2630-350-1
			<u>\$285.00</u>	
SCHMIDT, ED				
	TECH-TRAVEL	212	203.04	10-2226-332-1
			<u>\$203.04</u>	
SCHOOL SPECIALTY				
52524	PRIMARY OFFICE - SUP	212	85.49	10-2410-410-5
			<u>\$85.49</u>	
SPRINGFIELD ELECTRIC SUPPLY				
	HIGH SCHOOL-BLDG SUPPLIE	212	185.50	20-2542-410-2
			<u>\$185.50</u>	
STAPLES ADVANTAGE				
	INK	212	107.96	10-1112-410-1
	TONER	212	194.50	10-1112-410-1
	IPAD COVERS	212	149.95	10-1112-410-1
	INK	212	43.98	10-1112-410-1
			<u>\$496.39</u>	
STEIMLE GARAGE				
	YELLOW BUS R/M	212	35.00	40-2550-322-1
			<u>\$35.00</u>	
SUPERINTENDENT IMPREST				
	BOARD DUES/FEES	212	36.50	10-2310-640-6
	HS ATHL OFFICIALS	212	414.00	10-1501-319-2
	PRINC OFFICE-POSTAGE	212	90.00	10-2410-341-1
	MUSIC DUES	212	161.00	10-1115-640-1
	SW-DUES	212	60.00	10-2110-640-1
			<u>\$761.50</u>	
SWINGEL, EDWARD				
	CO OP TRAVEL	212	58.75	10-1459-332-2
			<u>\$58.75</u>	
TOEDTER OIL COMPANY				

Bills Payable List

Printed: 2/14/2013 2:08 PM
 PUTNAM COUNTY CUSD #535

Vendor Name	P.O. Number	Description	Batch #	Amount	State Account Number
		TRANSP - YB SUPPLY	212	90.00	40-2550-411-1
		DRIVERS ED R/M	212	125.00	10-1700-323-2
		EX CURRICULAR VAN	212	763.65	40-2550-324-1
		TRUCK REPAIR/MAINT	212	1,000.00	20-2542-320-3
				<u>\$1,978.65</u>	
TONIS FLOWER AND GIFT SHO					
		BOARD SUPPLIES	212	75.00	10-2310-410-6
				<u>\$75.00</u>	
TRANSPORTATION WITH A PERSONAL TOUCH, INC.					
		CONTRACT SERVICE-SP ED R	212	1,666.00	40-2550-326-1
				<u>\$1,666.00</u>	
TRINITY CATHOLIC SCHOOL					
		HENN-CAFE FOOD	212	45.00	10-2560-410-4
				<u>\$45.00</u>	
UNITED STATES TREASURY					
		GARNISHMENT	98	50.00	10-481
		GARNISHMENT	98	50.00	10-481
				<u>\$100.00</u>	
UPSTART PROMOTIONS					
53084		PRIMARY MEDIA SUPP	212	36.45	10-2220-410-5
				<u>\$36.45</u>	
USI					
53035		PRIMARY MEDIA SUPP	212	66.99	10-2220-410-5
				<u>\$66.99</u>	
VILLAGE OF GRANVILLE					
		HS- WATER	212	496.00	20-2542-322-2
		PRIMARY- WATER	212	202.00	20-2542-322-5
				<u>\$698.00</u>	
WASHINGTON NATIONAL INS CO					
		WASHINGTON NTNL INS.	98	352.06	10-481
		WASHINGTON NTNL INS.	98	72.75	20-481
		WASHINGTON NTNL INS.	98	352.06	10-481
		WASHINGTON NTNL INS.	98	72.75	20-481
				<u>\$849.62</u>	
				<u>\$455,898.57</u>	
			Report Total		

Revenue Report

Printed: 2/5/2013 11:15 AM

PUTNAM COUNTY CUSD #535

Education Fund 10							
Source of Revenue		1112	Bond and Interest Purposes Levy				
Source of Revenue							
Account	Description	M.T.D. Revenue	Y.T.D. Revenue	Revenue Budget	Budget Balance Revenue	% of Budget	State Account Number
Bond and Interest Purposes Levy							
10-111200-1	FIRST PRIOR YEAR LEVY	0.00	3,142,101.65	3,142,935.57	833.92	99.97	10-1112
	1112 Bond and Interest Purposes Levy	\$0.00	3,142,101.65	3,142,935.57	833.92	99.97	* Source of Revenue
1St Prior Yr-Tort							
10-112200-1	TORT IMMUNITY-1ST PRIOR	0.00	0.00	0.00	0.00	0.00	10-1122
	1122 1St Prior Yr-Tort	\$0.00	0.00	0.00	0.00	0.00	* Source of Revenue
Leasing Purposes Levy							
10-113000-1	FIRST PRIOR YR LEASE	0.00	57,740.56	57,774.55	33.99	99.94	10-1130
	1130 Leasing Purposes Levy	\$0.00	57,740.56	57,774.55	33.99	99.94	* Source of Revenue
Curr Yr Levy-Special Ed							
10-114100-1	SP ED PRIOR YEAR LEVY	0.00	46,207.02	46,219.64	12.62	99.97	10-1141
	1141 Curr Yr Levy-Special Ed	\$0.00	46,207.02	46,219.64	12.62	99.97	* Source of Revenue
Mobile Home Privilege Tax							
10-121000-1	MOBILE HOME PRIVILEGE TA	0.00	0.00	0.00	0.00	0.00	10-1210
	1210 Mobile Home Privilege Tax	\$0.00	0.00	0.00	0.00	0.00	* Source of Revenue
Corp Pers Prop Repl Tax							
10-123000-1	CORP PERS PROP REPLC TAX	189,821.06	1,212,825.22	1,919,883.00	707,057.78	63.17	10-1230
	1230 Corp Pers Prop Repl Tax	\$189,821.06	1,212,825.22	1,919,883.00	707,057.78	63.17	* Source of Revenue
Source of Revenue 1290							
10-129000-1	WETLANDS	0.00	0.00	0.00	0.00	0.00	10-1290
	1290 Source of Revenue 1290	\$0.00	0.00	0.00	0.00	0.00	* Source of Revenue
Reg Tuition from Other Districts (In-State)							
10-131200-1	PUPIL TUITION OTHER LEA	103,614.57	103,614.57	217,500.00	113,885.43	47.64	10-1312
	1312 Reg Tuition from Other Districts (In-State)	\$103,614.57	103,614.57	217,500.00	113,885.43	47.64	* Source of Revenue
Regular Tuition from Other Sources (In-State)							
10-131300-1		0.00	0.00	0.00	0.00	0.00	10-1313
	1313 Regular Tuition from Other Sources (In-State)	\$0.00	0.00	0.00	0.00	0.00	* Source of Revenue
Sp Ed Tuition-from Other Districts (In-State)							
10-134200-1	PUPIL TUI-SP ED OTHER LEA	0.00	16,993.00	16,993.00	0.00	100.00	10-1342
	1342 Sp Ed Tuition-from Other Districts (In-State)	\$0.00	16,993.00	16,993.00	0.00	100.00	* Source of Revenue

Revenue Report

Printed: 2/5/2013 11:15 AM

PUTNAM COUNTY CUSD #535

Education Fund 10							
Source of Revenue		1510	Interest On Investments				
Source of Revenue							
Account	Description	M.T.D. Revenue	Y.T.D. Revenue	Revenue Budget	Budget Balance Revenue	% of Budget	State Account Number
Interest On Investments							
10-151000-1	TAX INTEREST	0.00	0.00	0.00	0.00	0.00	10-1510
	1510 Interest On Investments	\$0.00	0.00	0.00	0.00	0.00	* Source of Revenue
Interest On Investments							
10-151100-1	ED-INT ON INVESTMENTS	1,253.99	9,433.65	24,000.00	14,566.35	39.31	10-1511
	1511 Interest On Investments	\$1,253.99	9,433.65	24,000.00	14,566.35	39.31	* Source of Revenue
Interest-Swaney Bonds							
10-151200-1	INTEREST-SWANNEY BONDS	0.00	0.00	0.00	0.00	0.00	10-1512
	1512 Interest-Swaney Bonds	\$0.00	0.00	0.00	0.00	0.00	* Source of Revenue
Interest-Farnsworth							
10-151300-1	INTEREST-FARNSWORTH	0.00	20.00	300.00	280.00	6.67	10-1513
	1513 Interest-Farnsworth	\$0.00	20.00	300.00	280.00	6.67	* Source of Revenue
Sales To Pupils-Lunch							
10-161100-1	STUDENT LUNCH	9,194.75	67,729.47	120,000.00	52,270.53	56.44	10-1611
	1611 Sales To Pupils-Lunch	\$9,194.75	67,729.47	120,000.00	52,270.53	56.44	* Source of Revenue
Sales To Pupils-BFast							
10-161200-1	STUDENT BREAKFAST	1,536.30	10,986.05	21,000.00	10,013.95	52.31	10-1612
	1612 Sales To Pupils-BFast	\$1,536.30	10,986.05	21,000.00	10,013.95	52.31	* Source of Revenue
Sales To Pupils-Other							
10-161400-1	MILK SALES (OTHER)	741.30	6,140.00	11,000.00	4,860.00	55.82	10-1614
	1614 Sales To Pupils-Other	\$741.30	6,140.00	11,000.00	4,860.00	55.82	* Source of Revenue
Sales To Adults							
10-162000-1	ADULT LUNCHES/BREAKFAST	268.20	2,422.65	4,000.00	1,577.35	60.57	10-1620
	1620 Sales To Adults	\$268.20	2,422.65	4,000.00	1,577.35	60.57	* Source of Revenue
Other Food Service							
10-169000-1	HEAD START LUNCHES	0.00	0.00	0.00	0.00	0.00	10-1690
	1690 Other Food Service	\$0.00	0.00	0.00	0.00	0.00	* Source of Revenue
Admissions-Athletic							
10-171102-2	H S ATHLETIC ADMISSIONS	2,063.00	11,152.00	15,000.00	3,848.00	74.35	10-1711-2
10-171104-3	JR HI-ATHLETIC ADMISSION	0.00	3,788.00	4,500.00	712.00	84.18	10-1711-4

Revenue Report

Printed: 2/5/2013 11:15 AM

PUTNAM COUNTY CUSD #535

Education Fund 10							
Source of Revenue		1711	Admissions-Athletic				
Source of Revenue							
Account	Description	M.T.D. Revenue	Y.T.D. Revenue	Revenue Budget	Budget Balance Revenue	% of Budget	State Account Number
1711 Admissions-Athletic		\$2,063.00	14,940.00	19,500.00	4,560.00	76.62 *	Source of Revenue
HS/JR Tourney							
10-171400-1	H S / JR HI TOURNEY REV	0.00	962.00	2,000.00	1,038.00	48.10	10-1714
1714 HS/JR Tourney		\$0.00	962.00	2,000.00	1,038.00	48.10 *	Source of Revenue
Admissions-Other							
10-171900-1	ADMISSION - OTHERS	0.00	597.00	5,000.00	4,403.00	11.94	10-1719
1719 Admissions-Other		\$0.00	597.00	5,000.00	4,403.00	11.94 *	Source of Revenue
Fees							
10-172000-1	VOCATIONAL FEE HS	0.00	2,920.00	3,700.00	780.00	78.92	10-1720
10-172000-2	ACTIVITY FEES HS	12.50	12,896.50	11,200.00	(1,696.50)	115.15	10-1720
10-172000-3	ACTIVITY FEES JR H	100.00	3,350.00	3,200.00	(150.00)	104.69	10-1720
1720 Fees		\$112.50	19,166.50	18,100.00	(1,066.50)	105.89 *	Source of Revenue
Other Pupil Activity Rev							
10-179000-1	DRIVER ED FEE	500.00	2,000.00	3,000.00	1,000.00	66.67	10-1790
10-179000-8	H S PE RESALE	168.00	2,862.00	3,000.00	138.00	95.40	10-1790
10-179001-8	JH PE RESALE	0.00	2,535.00	3,000.00	465.00	84.50	10-1790-1
1790 Other Pupil Activity Rev		\$668.00	7,397.00	9,000.00	1,603.00	82.19 *	Source of Revenue
Shop Resale							
10-179100-9		0.00	0.00	0.00	0.00	0.00	10-1791
1791 Shop Resale		\$0.00	0.00	0.00	0.00	0.00 *	Source of Revenue
Music Resale							
10-179200-10	MUSIC RESALE	0.00	124.40	300.00	175.60	41.47	10-1792
1792 Music Resale		\$0.00	124.40	300.00	175.60	41.47 *	Source of Revenue
Rentals-Regular Textbook							
10-181100-1	ELEM-TEXTBOOK RENTAL	22.08	13,412.08	12,500.00	(912.08)	107.30	10-1811
10-181100-2	H S- TEXTBOOK RENTAL	35.00	13,228.50	14,000.00	771.50	94.49	10-1811
10-181100-3	JR HI-TEXTBOOK RENTAL	0.00	8,450.00	9,000.00	550.00	93.89	10-1811
1811 Rentals-Regular Textbook		\$57.08	35,090.58	35,500.00	409.42	98.85 *	Source of Revenue
Rentals - Other							
10-181900-1	INSTRUMENT RENTAL	0.00	414.00	200.00	(214.00)	207.00	10-1819

27

Revenue Report

Printed: 2/5/2013 11:15 AM

PUTNAM COUNTY CUSD #535

Education Fund 10							
Source of Revenue		1819	Rentals - Other				
Source of Revenue							
Account	Description	M.T.D. Revenue	Y.T.D. Revenue	Revenue Budget	Budget Balance Revenue	% of Budget	State Account Number
1819	Rentals - Other	\$0.00	414.00	200.00	(214.00)	207.00 *	Source of Revenue
Donations-Private Sources							
10-192000-1	DONATIONS	2,774.00	16,858.42	8,000.00	(8,858.42)	210.73	10-1920
10-192001-1	DONATIONS-NCF	0.00	0.00	0.00	0.00	0.00	10-1920
1920	Donations-Private Sources	\$2,774.00	16,858.42	8,000.00	(8,858.42)	210.73 *	Source of Revenue
Services Provided to Other Districts							
10-194000-1	PSY LEA ASSESSEMENT	0.00	0.00	0.00	0.00	0.00	10-1940
1940	Services Provided to Other Districts	\$0.00	0.00	0.00	0.00	0.00 *	Source of Revenue
SW LEA Assessment							
10-194100-1	SW LEA ASSESSMENT	0.00	0.00	0.00	0.00	0.00	10-1941
10-194110-1	HEARING IMP ASSESS.	0.00	0.00	0.00	0.00	0.00	10-1941
1941	SW LEA Assessment	\$0.00	0.00	0.00	0.00	0.00 *	Source of Revenue
Lease Incentive Grant							
10-194200-1		0.00	0.00	0.00	0.00	0.00	10-1942
1942	Lease Incentive Grant	\$0.00	0.00	0.00	0.00	0.00 *	Source of Revenue
Refund-Prior Yr Expenditu							
10-195000-1	REFUND EXPENSES	0.00	0.00	2,000.00	2,000.00	0.00	10-1950
1950	Refund-Prior Yr Expenditu	\$0.00	0.00	2,000.00	2,000.00	0.00 *	Source of Revenue
Drivers Education Fees							
10-197000-1	DRIVERS ED FEE	0.00	0.00	0.00	0.00	0.00	10-1970
1970	Drivers Education Fees	\$0.00	0.00	0.00	0.00	0.00 *	Source of Revenue
Other Local Revenues							
10-199900-1	OTHER LOCAL REVENUE	1,704.10	7,992.63	20,000.00	12,007.37	39.96	10-1999
10-199900-3	INSURANCE/PLAY EQUIPMENT	0.00	0.00	0.00	0.00	0.00	10-1999
10-199901-1	INTERNET REVENUE	0.00	0.00	0.00	0.00	0.00	10-1999-1
1999	Other Local Revenues	\$1,704.10	7,992.63	20,000.00	12,007.37	39.96 *	Source of Revenue
Source of Revenue 2200							
10-220000-1	POVERTY GRANT	0.00	0.00	0.00	0.00	0.00	10-2200
2200	Source of Revenue 2200	\$0.00	0.00	0.00	0.00	0.00 *	Source of Revenue
Other Flow-Through							

28

Revenue Report

Printed: 2/5/2013 11:15 AM

PUTNAM COUNTY CUSD #535

Education Fund 10							
Source of Revenue		2230	Other Flow-Through				
Source of Revenue							
Account	Description	M.T.D. Revenue	Y.T.D. Revenue	Revenue Budget	Budget Balance Revenue	% of Budget	State Account Number
10-223000-1	ROE FLOW THRU	0.00	0.00	0.00	0.00	0.00	10-2230
	2230 Other Flow-Through	\$0.00	0.00	0.00	0.00	0.00	* Source of Revenue
General State Aid							
10-300100-1	GENERAL STATE AID	44,984.32	269,899.52	494,757.00	224,857.48	54.55	10-3001
	3001 General State Aid	\$44,984.32	269,899.52	494,757.00	224,857.48	54.55	* Source of Revenue
Hold Harmless							
10-300200-1	HOLD HARMLESS GSA	0.00	0.00	0.00	0.00	0.00	10-3002
	3002 Hold Harmless	\$0.00	0.00	0.00	0.00	0.00	* Source of Revenue
Spec Ed-Priv Facility Tui							
10-310000-1	SP ED PRIV FAC TUITION	6,487.74	33,068.91	65,000.00	31,931.09	50.88	10-3100
	3100 Spec Ed-Priv Facility Tui	\$6,487.74	33,068.91	65,000.00	31,931.09	50.88	* Source of Revenue
Spec Ed -Extraordinary							
10-310500-1	SP ED EXTRA ORDINARY	28,710.75	90,806.73	120,000.00	29,193.27	75.67	10-3105
	3105 Spec Ed -Extraordinary	\$28,710.75	90,806.73	120,000.00	29,193.27	75.67	* Source of Revenue
Spec Ed -Personnel							
10-311000-1	SP ED PERSONNEL	55,402.75	103,732.14	200,000.00	96,267.86	51.87	10-3110
	3110 Spec Ed -Personnel	\$55,402.75	103,732.14	200,000.00	96,267.86	51.87	* Source of Revenue
Spec Ed-Orphanage-Individ							
10-312000-1	SP ED ORPHANAGE	0.00	0.00	0.00	0.00	0.00	10-3120
	3120 Spec Ed-Orphanage-Individ	\$0.00	0.00	0.00	0.00	0.00	* Source of Revenue
Spec Ed -Summer School							
10-314500-1	SP ED SUMMER SCHOOL	364.18	364.18	500.00	135.82	72.84	10-3145
	3145 Spec Ed -Summer School	\$364.18	364.18	500.00	135.82	72.84	* Source of Revenue
Career and Technical Education CTE Tech Prep							
10-322000-40	CTEI GRANT-SRAVTE	0.00	0.00	14,625.00	14,625.00	0.00	10-3200
	3200 Career and Technical Education CTE Tech Prep	\$0.00	0.00	14,625.00	14,625.00	0.00	* Source of Revenue
Voc Ed - Formula							
10-321500-18	VOC AG STATE GRTS	0.00	0.00	0.00	0.00	0.00	10-3215
	3215 Voc Ed - Formula	\$0.00	0.00	0.00	0.00	0.00	* Source of Revenue
CTE - Agriculture Education							

Revenue Report

Printed: 2/5/2013 11:15 AM

PUTNAM COUNTY CUSD #535

Education Fund 10							
Source of Revenue		3235	CTE - Agriculture Education				
Source of Revenue							
Account	Description	M.T.D. Revenue	Y.T.D. Revenue	Revenue Budget	Budget Balance Revenue	% of Budget	State Account Number
10-323500-19	VOC AG SUPPLEMENTAL	2,461.00	2,461.00	2,461.00	0.00	100.00	10-3235
	3235 CTE - Agriculture Education	\$2,461.00	2,461.00	2,461.00	0.00	100.00	* Source of Revenue
CTE - Other							
10-329900-40	FCAE GRANT	0.00	0.00	0.00	0.00	0.00	10-3299
	3299 CTE - Other	\$0.00	0.00	0.00	0.00	0.00	* Source of Revenue
Bilingual Ed-Downstate- TPI and TBE							
10-330500-20	TPI/TBE BILINGUAL ED	0.00	3,293.00	4,557.00	1,264.00	72.26	10-3305
	3305 Bilingual Ed-Downstate- TPI and TBE	\$0.00	3,293.00	4,557.00	1,264.00	72.26	* Source of Revenue
State Free Lunch/BFast							
10-336000-1	IL FREE LUNCH/BRKFST AIDE	565.52	2,910.66	4,500.00	1,589.34	64.68	10-3360
10-336500-1	IL BREAKFAST INITIATIVE	0.00	0.00	0.00	0.00	0.00	10-3360
	3360 State Free Lunch/BFast	\$565.52	2,910.66	4,500.00	1,589.34	64.68	* Source of Revenue
Driver Education							
10-337000-1	DRIVERS ED REIMBURSEMENT	2,786.16	5,919.92	7,000.00	1,080.08	84.57	10-3370-1
	3370 Driver Education	\$2,786.16	5,919.92	7,000.00	1,080.08	84.57	* Source of Revenue
Learning Improvement-Change Grants							
10-361002-1	SCHOOL IMP-HOP	0.00	0.00	0.00	0.00	0.00	10-3610
	3610 Learning Improvement-Change Grants	\$0.00	0.00	0.00	0.00	0.00	* Source of Revenue
School Imp Grant							
10-364000-24	SCHOOL IMP BLOCK GRANT	0.00	0.00	0.00	0.00	0.00	10-3640
	3640 School Imp Grant	\$0.00	0.00	0.00	0.00	0.00	* Source of Revenue
Quality Assurance Grant							
10-364100-31	LEARNING IMP GRANT	0.00	0.00	0.00	0.00	0.00	10-3641
	3641 Quality Assurance Grant	\$0.00	0.00	0.00	0.00	0.00	* Source of Revenue
National Board Certification							
10-365100-1	NATL BOARD CERTIFIC	0.00	0.00	750.00	750.00	0.00	10-3651-1
	3651 National Board Certification	\$0.00	0.00	750.00	750.00	0.00	* Source of Revenue
Truants Alt/Opt Education							
10-369500-1	SAFE TO LEARN GRANT	0.00	0.00	0.00	0.00	0.00	10-3695
	3695 Truants Alt/Opt Education	\$0.00	0.00	0.00	0.00	0.00	* Source of Revenue

30

Revenue Report

Printed: 2/5/2013 11:15 AM

PUTNAM COUNTY CUSD #535

Education Fund 10							
Source of Revenue		3695	Truants Alt/Opt Education				
Source of Revenue							
Account	Description	M.T.D. Revenue	Y.T.D. Revenue	Revenue Budget	Budget Balance Revenue	% of Budget	State Account Number
Early Childhood - Block Grant							
10-370500-26	EARLY CHILDHOOD GRT GRANT	55,176.00	75,176.00	132,204.00	57,028.00	56.86	10-3705
	3705 Early Childhood - Block Grant	\$55,176.00	75,176.00	132,204.00	57,028.00	56.86	* Source of Revenue
Reading Improvement - Block Grant							
10-371500-27	READING IMPROVEMENT GRAN	0.00	0.00	0.00	0.00	0.00	10-3715
	3715 Reading Improvement - Block Grant	\$0.00	0.00	0.00	0.00	0.00	* Source of Revenue
Continued Reading Improvement Block Grant							
10-372500-28		0.00	0.00	0.00	0.00	0.00	10-3725
	3725 Continued Reading Improvement Block Grant	\$0.00	0.00	0.00	0.00	0.00	* Source of Revenue
Report Cards							
10-373500-1		0.00	0.00	0.00	0.00	0.00	10-3735
	3735 Report Cards	\$0.00	0.00	0.00	0.00	0.00	* Source of Revenue
School Safety & Educational Improv Block Grant							
10-377500-43	ADA BLOCK GRANT	0.00	0.00	1,000.00	1,000.00	0.00	10-3775
	3775 School Safety & Educational Improv Block Grant	\$0.00	0.00	1,000.00	1,000.00	0.00	* Source of Revenue
Closing The Gap							
10-379200-1		0.00	0.00	0.00	0.00	0.00	10-3792
	3792 Closing The Gap	\$0.00	0.00	0.00	0.00	0.00	* Source of Revenue
TIP GRANT							
10-379400-1		0.00	0.00	0.00	0.00	0.00	10-3794
	3794 TIP GRANT	\$0.00	0.00	0.00	0.00	0.00	* Source of Revenue
State Library Grant							
10-380000-32	STATE LIBRARY GRANT	0.00	647.76	675.00	27.24	95.96	10-3800
	3800 State Library Grant	\$0.00	647.76	675.00	27.24	95.96	* Source of Revenue
Emer Fin Assist/Temp Reloc Grant/Other Restr Rev							
10-399900-1	OTHER STATE REVENUE	0.00	5,230.30	1,000.00	(4,230.30)	523.03	10-3999
10-399901-1	RESPRO GRANT	0.00	0.00	0.00	0.00	0.00	10-3999
	3999 Emer Fin Assist/Temp Reloc Grant/Other Restr Rev	\$0.00	5,230.30	1,000.00	(4,230.30)	523.03	* Source of Revenue
Title V - Innovation and Flexibility Formula							
10-410000-37	TITLE V INVO(CHAR CTS	0.00	0.00	0.00	0.00	0.00	10-4100

3

Revenue Report

Printed: 2/5/2013 11:15 AM

PUTNAM COUNTY CUSD #535

Education Fund 10							
Source of Revenue		4100	Title V - Innovation and Flexibility Formula				
Source of Revenue							
Account	Description	M.T.D. Revenue	Y.T.D. Revenue	Revenue Budget	Budget Balance Revenue	% of Budget	State Account Number
4100 Title V - Innovation and Flexibility Formula		\$0.00	0.00	0.00	0.00	0.00	* Source of Revenue
Esea-Chap2-Comp-Urban Ed							
10-411000-46		0.00	0.00	0.00	0.00	0.00	10-4110
4110 Esea-Chap2-Comp-Urban Ed		\$0.00	0.00	0.00	0.00	0.00	* Source of Revenue
NatL School Lunch Progr							
10-421000-1	FEDERAL LUNCH AID	0.00	47,301.57	120,000.00	72,698.43	39.42	10-4210
4210 NatL School Lunch Progr		\$0.00	47,301.57	120,000.00	72,698.43	39.42	* Source of Revenue
School Breakfast Program							
10-422000-1	FED BREAKFAST AID	0.00	13,557.80	37,000.00	23,442.20	36.64	10-4220
4220 School Breakfast Program		\$0.00	13,557.80	37,000.00	23,442.20	36.64	* Source of Revenue
Title I - Low Income							
10-430000-36	TITLE I GRANT	0.00	32,440.00	105,375.00	72,935.00	30.79	10-4300
4300 Title I - Low Income		\$0.00	32,440.00	105,375.00	72,935.00	30.79	* Source of Revenue
Esea-Drug Free-Formula							
10-440000-33	TITLE IV GRT DRUG FREE	0.00	0.00	0.00	0.00	0.00	10-4400
4400 Esea-Drug Free-Formula		\$0.00	0.00	0.00	0.00	0.00	* Source of Revenue
Fed-Sp Ed-Idea Flow-Thru							
10-462000-38	SP ED INCENTIVE GRT	0.00	0.00	0.00	0.00	0.00	10-4620
10-462001-38	DISCRETIONARY FUNDS	0.00	0.00	27,284.00	27,284.00	0.00	10-4620
10-462002-38	SP ED BLOCK GRT	0.00	0.00	4,974.00	4,974.00	0.00	10-4620
10-462003-38	DEMONSTR PROJ/LEASE	0.00	0.00	0.00	0.00	0.00	10-4620-1
4620 Fed-Sp Ed-Idea Flow-Thru		\$0.00	0.00	32,258.00	32,258.00	0.00	* Source of Revenue
Fed-Sp Ed-Idea Room&Board							
10-462500-1	EXCESS (ROOM/BOARD)	0.00	0.00	0.00	0.00	0.00	10-4625-1
4625 Fed-Sp Ed-Idea Room&Board		\$0.00	0.00	0.00	0.00	0.00	* Source of Revenue
Titleiiib-Cons/Home E.D.A							
10-477000-40	CARL PERKINS	0.00	1,071.00	7,999.00	6,928.00	13.39	10-4770-1-40
4765 Titleiiib-Cons/Home E.D.A		\$0.00	1,071.00	7,999.00	6,928.00	13.39	* Source of Revenue
SFSF/GSA REVENUE							
10-485000-44	SFSF/GSA REVENUE	0.00	0.00	0.00	0.00	0.00	10-4850

32

Revenue Report

Printed: 2/5/2013 11:15 AM

PUTNAM COUNTY CUSD #535

Education Fund 10							
Source of Revenue		4850	SFSF/GSA REVENUE				
Source of Revenue							
Account	Description	M.T.D. Revenue	Y.T.D. Revenue	Revenue Budget	Budget Balance Revenue	% of Budget	State Account Number
<u>4850</u>	<u>SFSF/GSA REVENUE</u>	\$0.00	0.00	0.00	0.00	0.00	* Source of Revenue
Source of Revenue 4854							
10-485100-44	ARRA TITLE I	0.00	0.00	0.00	0.00	0.00	10-4854
<u>4854</u>	<u>Source of Revenue 4854</u>	\$0.00	0.00	0.00	0.00	0.00	* Source of Revenue
ARRA IDEA PART B							
10-485700-44	ARRA IDEA PART B	0.00	0.00	0.00	0.00	0.00	10-4857-1
<u>4857</u>	<u>ARRA IDEA PART B</u>	\$0.00	0.00	0.00	0.00	0.00	* Source of Revenue
GSA ARRA							
10-487000-44	ARRA GSA	0.00	0.00	0.00	0.00	0.00	10-4870-1
<u>4870</u>	<u>GSA ARRA</u>	\$0.00	0.00	0.00	0.00	0.00	* Source of Revenue
ARRA ED JOBS							
10-488000-44	ARRA ED JOBS FUND	0.00	0.00	0.00	0.00	0.00	10-4880-1
<u>4880</u>	<u>ARRA ED JOBS</u>	\$0.00	0.00	0.00	0.00	0.00	* Source of Revenue
Medicaid Matching Fund							
10-490000-11		0.00	0.00	0.00	0.00	0.00	10-4900
<u>4900</u>	<u>Medicaid Matching Fund</u>	\$0.00	0.00	0.00	0.00	0.00	* Source of Revenue
Titleii-Eisen.Math/Sci Fo							
10-493200-42	TITLE II TEACHER QUALITY	0.00	7,892.00	31,008.00	23,116.00	25.45	10-4930
<u>4930</u>	<u>Titleii-Eisen.Math/Sci Fo</u>	\$0.00	7,892.00	31,008.00	23,116.00	25.45	* Source of Revenue
Goals 2000-School Improve							
10-494500-14		0.00	0.00	0.00	0.00	0.00	10-4945
<u>4945</u>	<u>Goals 2000-School Improve</u>	\$0.00	0.00	0.00	0.00	0.00	* Source of Revenue
Title II-Technology Enhancing Ed Formula Grant							
10-497100-1	TITLE IID-TECH ENHANC	0.00	0.00	0.00	0.00	0.00	10-4971
<u>4971</u>	<u>Title II-Technology Enhancing Ed Formula Grant</u>	\$0.00	0.00	0.00	0.00	0.00	* Source of Revenue
Medicaid Admin							
10-499100-11	MEDICAID-ADMIN OUTREACH	0.00	4,794.61	10,000.00	5,205.39	47.95	10-4991-1
<u>4991</u>	<u>Medicaid Admin</u>	\$0.00	4,794.61	10,000.00	5,205.39	47.95	* Source of Revenue
Medicaid FFS							
10-499200-11	MEDICAID-FEE FOR SERV	0.00	7,803.97	67,000.00	59,196.03	11.65	10-4992-1-11

33

Revenue Report

Printed: 2/5/2013 11:15 AM

PUTNAM COUNTY CUSD #535

Education Fund 10							
Source of Revenue		4992	Medicaid FFS				
Source of Revenue							
Account	Description	M.T.D. Revenue	Y.T.D. Revenue	Revenue Budget	Budget Balance Revenue	% of Budget	State Account Number
<u>4992</u>	<u>Medicaid FFS</u>	\$0.00	7,803.97	67,000.00	59,196.03	11.65	* Source of Revenue
Other Restricted Grants Recd Fed Gov thru State							
10-499800-1	OTHER FEDERAL(STEP)	9,135.00	9,135.00	12,180.00	3,045.00	75.00	10-4998-1
<u>4998</u>	<u>Other Restricted Grants Recd Fed Gov thru State</u>	\$9,135.00	9,135.00	12,180.00	3,045.00	75.00	* Source of Revenue
Abolishment or Abatement of Working Cash Fund							
10-711000-1	TRANS OF WC TECH THRUST	0.00	0.00	0.00	0.00	0.00	10-7110
10-711002-1	PERM TRANSFER WC	0.00	0.00	0.00	0.00	0.00	10-7110
10-711001-1	TRANSFER OF WC	0.00	0.00	0.00	0.00	0.00	10-7110-1
<u>7110</u>	<u>Abolishment or Abatement of Working Cash Fund</u>	\$0.00	0.00	0.00	0.00	0.00	* Source of Revenue
Permanent Transfer of Working Cash Fund Interest							
10-712000-1	TRANS WC INTEREST	0.00	0.00	0.00	0.00	0.00	10-7120
<u>7120</u>	<u>Permanent Transfer of Working Cash Fund Interest</u>	\$0.00	0.00	0.00	0.00	0.00	* Source of Revenue
Accured Int on Bonds							
10-723000-1	ACCURED INT B&I	0.00	0.00	0.00	0.00	0.00	10-7230
<u>7230</u>	<u>Accured Int on Bonds</u>	\$0.00	0.00	0.00	0.00	0.00	* Source of Revenue
<u>10</u>	<u>Education Fund</u>	\$519,882.27	\$5,497,262.44	\$7,173,054.76	\$1,675,792.32	76.64	Fund

34

Revenue Report

Printed: 2/5/2013 11:15 AM

PUTNAM COUNTY CUSD #535

Oper, Build, & Maint Fund 20							
Source of Revenue		1112	Bond and Interest Purposes Levy				
Source of Revenue							
Account	Description	M.T.D. Revenue	Y.T.D. Revenue	Revenue Budget	Budget Balance Revenue	% of Budget	State Account Number
Bond and Interest Purposes Levy							
20-111200-1	FIRST PRIOR YEAR LEVY	0.00	577,270.02	577,745.51	475.49	99.92	20-1112
	1112 Bond and Interest Purposes Levy	\$0.00	577,270.02	577,745.51	475.49	99.92	* Source of Revenue
1St Prior Yr-Tort							
20-112200-1	TORT IMMUNITY-1ST PRIOR	0.00	0.00	0.00	0.00	0.00	20-1122
	1122 1St Prior Yr-Tort	\$0.00	0.00	0.00	0.00	0.00	* Source of Revenue
Corp Pers Prop Repl Tax							
20-123000-1	CORP PERS PROP REPL TAX	0.00	0.00	0.00	0.00	0.00	20-1230
	1230 Corp Pers Prop Repl Tax	\$0.00	0.00	0.00	0.00	0.00	* Source of Revenue
Interest On Investments							
20-151100-1	BLD-INT	568.98	4,957.24	15,000.00	10,042.76	33.05	20-1511
	1511 Interest On Investments	\$568.98	4,957.24	15,000.00	10,042.76	33.05	* Source of Revenue
Interest-Tree Fund							
20-151500-1	INTEREST - TREE FUND	0.00	0.00	50.00	50.00	0.00	20-1515
	1515 Interest-Tree Fund	\$0.00	0.00	50.00	50.00	0.00	* Source of Revenue
Rentals							
20-191000-1	HOUSE RENT	0.00	0.00	0.00	0.00	0.00	20-1910
	1910 Rentals	\$0.00	0.00	0.00	0.00	0.00	* Source of Revenue
Facility/Grounds Rent							
20-191100-1	FACILITY/GROUND RENT	0.00	0.00	500.00	500.00	0.00	20-1911
	1911 Facility/Grounds Rent	\$0.00	0.00	500.00	500.00	0.00	* Source of Revenue
Donations-Private Sources							
20-192000-1	DONATIONS	0.00	0.00	500.00	500.00	0.00	20-1920
	1920 Donations-Private Sources	\$0.00	0.00	500.00	500.00	0.00	* Source of Revenue
Refund-Prior Yr Expenditu							
20-195000-1	REFUND PR YR EXP-BLDG	0.00	0.00	1,000.00	1,000.00	0.00	20-1950
20-195001-1	TORNADO INS/FEM/DON	0.00	0.00	0.00	0.00	0.00	20-1950
	1950 Refund-Prior Yr Expenditu	\$0.00	0.00	1,000.00	1,000.00	0.00	* Source of Revenue
Other Local Revenues							
20-199900-1	OTHER LOCAL REVENUE	0.00	5,438.28	1,000.00	(4,438.28)	543.83	20-1999

35

Revenue Report

Printed: 2/5/2013 11:15 AM

PUTNAM COUNTY CUSD #535

Oper, Build, & Maint Fund 20							
Source of Revenue		1999	Other Local Revenues				
Source of Revenue							
Account	Description	M.T.D. Revenue	Y.T.D. Revenue	Revenue Budget	Budget Balance Revenue	% of Budget	State Account Number
1999 Other Local Revenues		\$0.00	5,438.28	1,000.00	(4,438.28)	543.83	* Source of Revenue
Flow-Thru Rev-State							
20-210000-1	OTHER STATE REVENUE	0.00	0.00	0.00	0.00	0.00	20-2100
2100 Flow-Thru Rev-State		\$0.00	0.00	0.00	0.00	0.00	* Source of Revenue
Infrastructure Improv-Planning/Construction							
20-392000-1	INFRA IMPROVE-PLAN/CONST	0.00	0.00	0.00	0.00	0.00	20-3920-1
3920 Infrastructure Improv-Planning/Construction		\$0.00	0.00	0.00	0.00	0.00	* Source of Revenue
SCHL INFRASTRUCT/MAINT PROJ							
20-392500-1	SCHL INFRASTRUCT/MAINT PROJ	0.00	50,000.00	50,000.00	0.00	100.00	20-3925-1-1
3925 SCHL INFRASTRUCT/MAINT PROJ		\$0.00	50,000.00	50,000.00	0.00	100.00	* Source of Revenue
Emer Fin Assist/Temp Reloc Grant/Other Restr Rev							
20-399900-1	OTHER STATE REVENUE	0.00	0.00	0.00	0.00	0.00	20-3999
3999 Emer Fin Assist/Temp Reloc Grant/Other Restr Rev		\$0.00	0.00	0.00	0.00	0.00	* Source of Revenue
Medicaid Matching Fund							
20-490000-11		0.00	0.00	0.00	0.00	0.00	20-4900
4900 Medicaid Matching Fund		\$0.00	0.00	0.00	0.00	0.00	* Source of Revenue
Renovation Grant							
20-498000-1		0.00	0.00	0.00	0.00	0.00	20-4980
4980 Renovation Grant		\$0.00	0.00	0.00	0.00	0.00	* Source of Revenue
Abolishment or Abatement of Working Cash Fund							
20-711001-1	TRANSFER WC	0.00	0.00	0.00	0.00	0.00	20-7110
7110 Abolishment or Abatement of Working Cash Fund		\$0.00	0.00	0.00	0.00	0.00	* Source of Revenue
Permanent Transfer							
20-713000-1	PERM TRANSFER FROM C/P	0.00	21,712.89	0.00	(21,712.89)	0.00	20-7130-1
7130 Permanent Transfer		\$0.00	21,712.89	0.00	(21,712.89)	0.00	* Source of Revenue
Transfers from Other Funds Pay Princ Cap Leases							
20-740000-1	SALE/COMP FIXED ASSETS	0.00	0.00	0.00	0.00	0.00	20-7400
7400 Transfers from Other Funds Pay Princ Cap Leases		\$0.00	0.00	0.00	0.00	0.00	* Source of Revenue
20 Oper, Build, & Maint Fund		\$568.98	\$659,378.43	\$645,795.51	(\$13,582.92)	102.10	Fund

Revenue Report

Printed: 2/5/2013 11:15 AM
 PUTNAM COUNTY CUSD #535

Debt Service Fund or Fund Group 30							
Source of Revenue		1112	Bond and Interest Purposes Levy				
Source of Revenue							
Account	Description	M.T.D. Revenue	Y.T.D. Revenue	Revenue Budget	Budget Balance Revenue	% of Budget	State Account Number
Bond and Interest Purposes Levy							
30-111200-1	FIRST PRIOR YEAR LEVY	0.00	0.00	0.00	0.00	0.00	30-1112
	1112 Bond and Interest Purposes Levy	<u>\$0.00</u>	<u>0.00</u>	<u>0.00</u>	<u>0.00</u>	<u>0.00</u>	* Source of Revenue
Interest On Investments							
30-151100-1	B/I-INT INVESTMENTS	0.00	0.00	0.00	0.00	0.00	30-1511
	1511 Interest On Investments	<u>\$0.00</u>	<u>0.00</u>	<u>0.00</u>	<u>0.00</u>	<u>0.00</u>	* Source of Revenue
Accured Int on Bonds							
30-723000-1	ACCRUED INT ON BONDS SOL	0.00	0.00	0.00	0.00	0.00	30-7230
	7230 Accured Int on Bonds	<u>\$0.00</u>	<u>0.00</u>	<u>0.00</u>	<u>0.00</u>	<u>0.00</u>	* Source of Revenue
	30 Debt Service Fund or Fund Group	<u><u>\$0.00</u></u>	<u><u>\$0.00</u></u>	<u><u>\$0.00</u></u>	<u><u>\$0.00</u></u>	<u><u>0.00</u></u>	Fund

37

Revenue Report

Printed: 2/5/2013 11:15 AM

PUTNAM COUNTY CUSD #535

Transportation Fund 40							
Source of Revenue		1112	Bond and Interest Purposes Levy				
Source of Revenue							
Account	Description	M.T.D. Revenue	Y.T.D. Revenue	Revenue Budget	Budget Balance Revenue	% of Budget	State Account Number
Bond and Interest Purposes Levy							
40-111200-1	FIRST PRIOR YR LEVY TRAN	0.00	231,016.03	231,098.20	82.17	99.96	40-1112
	1112 Bond and Interest Purposes Levy	\$0.00	231,016.03	231,098.20	82.17	99.96	* Source of Revenue
1St Prior Yr-Tort							
40-112200-1	1ST PRIOR YR LEVY-TORT	0.00	0.00	0.00	0.00	0.00	40-1122
	1122 1St Prior Yr-Tort	\$0.00	0.00	0.00	0.00	0.00	* Source of Revenue
Corp Pers Prop Repl Tax							
40-123000-1	CORP REPLACEMNT PROP TAX	0.00	0.00	0.00	0.00	0.00	40-1230
	1230 Corp Pers Prop Repl Tax	\$0.00	0.00	0.00	0.00	0.00	* Source of Revenue
Spec Ed Trans-Pupils/Pare							
40-144100-1	ORPHANAGE TRANS REIMB	0.00	0.00	0.00	0.00	0.00	40-1441
	1441 Spec Ed Trans-Pupils/Pare	\$0.00	0.00	0.00	0.00	0.00	* Source of Revenue
Interest On Investments							
40-151100-1	TRANSP-INT	97.15	853.44	2,000.00	1,146.56	42.67	40-1511
	1511 Interest On Investments	\$97.15	853.44	2,000.00	1,146.56	42.67	* Source of Revenue
Refund-Prior Yr Expenditu							
40-195000-1	REFUND TRANSP	0.00	0.00	0.00	0.00	0.00	40-1950
	1950 Refund-Prior Yr Expenditu	\$0.00	0.00	0.00	0.00	0.00	* Source of Revenue
Other Local Revenues							
40-199900-1	OTHER LOCAL REVENUE	0.00	1,310.38	6,000.00	4,689.62	21.84	40-1999
	1999 Other Local Revenues	\$0.00	1,310.38	6,000.00	4,689.62	21.84	* Source of Revenue
Transportation Regular/Vocational							
40-350000-1	REG TRANSPORTATION AID	46,469.88	110,449.91	259,162.00	148,712.09	42.62	40-3500
	3500 Transportation Regular/Vocational	\$46,469.88	110,449.91	259,162.00	148,712.09	42.62	* Source of Revenue
Transportation-Vocational							
40-350500-1	VOC TRANSPORTATION AID	0.00	0.00	6,624.00	6,624.00	0.00	40-3505
	3505 Transportation-Vocational	\$0.00	0.00	6,624.00	6,624.00	0.00	* Source of Revenue
Transportation-Spec Ed							
40-351000-1	SP ED TRANSPORTATION AID	33,935.35	83,018.95	136,249.00	53,230.05	60.93	40-3510
	3510 Transportation-Spec Ed	\$33,935.35	83,018.95	136,249.00	53,230.05	60.93	* Source of Revenue

Revenue Report

Printed: 2/5/2013 11:15 AM
 PUTNAM COUNTY CUSD #535

Transportation Fund 40							
Source of Revenue		3511	Other State Revenue				
Source of Revenue							
Account	Description	M.T.D. Revenue	Y.T.D. Revenue	Revenue Budget	Budget Balance Revenue	% of Budget	State Account Number
Other State Revenue							
40-351100-1	OTHER STATE REVENUE	0.00	0.00	0.00	0.00	0.00	40-3511
	3511 Other State Revenue	<u>\$0.00</u>	<u>0.00</u>	<u>0.00</u>	<u>0.00</u>	<u>0.00</u>	* Source of Revenue
Early Childhood - Block Grant							
40-370500-26	ECE TRANSPORTATION	0.00	40,000.00	88,500.00	48,500.00	45.20	40-3705
	3705 Early Childhood - Block Grant	<u>\$0.00</u>	<u>40,000.00</u>	<u>88,500.00</u>	<u>48,500.00</u>	<u>45.20</u>	* Source of Revenue
ARRA IDEA PART B							
40-485700-44	IDEA ARRA	0.00	0.00	0.00	0.00	0.00	40-4857
	4857 ARRA IDEA PART B	<u>\$0.00</u>	<u>0.00</u>	<u>0.00</u>	<u>0.00</u>	<u>0.00</u>	* Source of Revenue
Permanent Transfer							
40-713000-1	PERMANENT TRANSFER	0.00	0.00	0.00	0.00	0.00	40-7130-1
	7130 Permanent Transfer	<u>\$0.00</u>	<u>0.00</u>	<u>0.00</u>	<u>0.00</u>	<u>0.00</u>	* Source of Revenue
	40 Transportation Fund	<u>\$80,502.38</u>	<u>\$466,648.71</u>	<u>\$729,633.20</u>	<u>\$262,984.49</u>	<u>63.96</u>	Fund

69

Revenue Report

Printed: 2/5/2013 11:15 AM

PUTNAM COUNTY CUSD #535

I.M.R.F./Soc. Sec. Fund 50							
Source of Revenue		1112	Bond and Interest Purposes Levy				
Source of Revenue							
Account	Description	M.T.D. Revenue	Y.T.D. Revenue	Revenue Budget	Budget Balance Revenue	% of Budget	State Account Number
Bond and Interest Purposes Levy							
50-111200-1	FIRST PRIOR YR LEVY-IMRF	0.00	139,902.66	140,010.85	108.19	99.92	50-1112
50-111201-1	FIRST PRIOR YR-SS	0.00	0.00	0.00	0.00	0.00	50-1112
1112 Bond and Interest Purposes Levy		<u>\$0.00</u>	<u>139,902.66</u>	<u>140,010.85</u>	<u>108.19</u>	<u>99.92</u>	* Source of Revenue
Working Cash Purposes Levy							
50-111500-1	MEDICARE-FIRST PRIOR YR	0.00	0.00	0.00	0.00	0.00	50-1115
1115 Working Cash Purposes Levy		<u>\$0.00</u>	<u>0.00</u>	<u>0.00</u>	<u>0.00</u>	<u>0.00</u>	* Source of Revenue
Soc.Sec./Med Only Levy							
50-115000-1	FIRST PRIOR YR-S S	0.00	20,060.80	20,001.55	(59.25)	100.30	50-1150
1150 Soc.Sec./Med Only Levy		<u>\$0.00</u>	<u>20,060.80</u>	<u>20,001.55</u>	<u>(59.25)</u>	<u>100.30</u>	* Source of Revenue
Corp Pers Prop Repl Tax							
50-123000-1	CORP PERS PROP REPL TAX	174,252.00	174,252.00	174,252.00	0.00	100.00	50-1230
1230 Corp Pers Prop Repl Tax		<u>\$174,252.00</u>	<u>174,252.00</u>	<u>174,252.00</u>	<u>0.00</u>	<u>100.00</u>	* Source of Revenue
Interest On Investments							
50-151100-1	IMRF-INT	63.67	405.69	1,500.00	1,094.31	27.05	50-1511
1511 Interest On Investments		<u>\$63.67</u>	<u>405.69</u>	<u>1,500.00</u>	<u>1,094.31</u>	<u>27.05</u>	* Source of Revenue
Other Local Revenues							
50-199900-1	OTHER LOCAL REVENUE	0.00	0.00	0.00	0.00	0.00	50-1999
1999 Other Local Revenues		<u>\$0.00</u>	<u>0.00</u>	<u>0.00</u>	<u>0.00</u>	<u>0.00</u>	* Source of Revenue
50 I.M.R.F./Soc. Sec. Fund		<u>\$174,315.67</u>	<u>\$334,621.15</u>	<u>\$335,764.40</u>	<u>\$1,143.25</u>	<u>99.66</u>	Fund

04

Revenue Report

Printed: 2/5/2013 11:15 AM

PUTNAM COUNTY CUSD #535

Capital Projects Fund or Fund Group 60							
Source of Revenue		1112	Bond and Interest Purposes Levy				
Source of Revenue							
Account	Description	M.T.D. Revenue	Y.T.D. Revenue	Revenue Budget	Budget Balance Revenue	% of Budget	State Account Number
Bond and Interest Purposes Levy							
60-111200-1	FIRST PRIOR CAP PROJ	0.00	0.00	0.00	0.00	0.00	60-1112
	1112 Bond and Interest Purposes Levy	<u>\$0.00</u>	<u>0.00</u>	<u>0.00</u>	<u>0.00</u>	<u>0.00</u>	* Source of Revenue
Interest On Investments							
60-151100-1	INTEREST-CAP PROJ	0.00	58.08	50.00	(8.08)	116.16	60-1511
	1511 Interest On Investments	<u>\$0.00</u>	<u>58.08</u>	<u>50.00</u>	<u>(8.08)</u>	<u>116.16</u>	* Source of Revenue
Refund-Prior Yr Expenditu							
60-195000-1	REFUND PRIOR YR EXP	0.00	0.00	0.00	0.00	0.00	60-1950
	1950 Refund-Prior Yr Expenditu	<u>\$0.00</u>	<u>0.00</u>	<u>0.00</u>	<u>0.00</u>	<u>0.00</u>	* Source of Revenue
Other Local Revenues							
60-199900-1	OTHER LOCAL REV CAP PROJ	0.00	0.00	0.00	0.00	0.00	60-1999
	1999 Other Local Revenues	<u>\$0.00</u>	<u>0.00</u>	<u>0.00</u>	<u>0.00</u>	<u>0.00</u>	* Source of Revenue
Infrastructure Improv-Planning/Construction							
60-392000-1	INFRA IMPROVE-PLAN/CONST	0.00	0.00	0.00	0.00	0.00	60-3920
	3920 Infrastructure Improv-Planning/Construction	<u>\$0.00</u>	<u>0.00</u>	<u>0.00</u>	<u>0.00</u>	<u>0.00</u>	* Source of Revenue
Transfer from Other Funds for Capital Projects							
60-780000-1	IEMA/CDB TRANSFER	0.00	0.00	0.00	0.00	0.00	60-7800
	7800 Transfer from Other Funds for Capital Projects	<u>\$0.00</u>	<u>0.00</u>	<u>0.00</u>	<u>0.00</u>	<u>0.00</u>	* Source of Revenue
	60 Capital Projects Fund or Fund Group	<u>\$0.00</u>	<u>\$58.08</u>	<u>\$50.00</u>	<u>(\$8.08)</u>	<u>116.16</u>	Fund

4

Revenue Report

Printed: 2/5/2013 11:15 AM

PUTNAM COUNTY CUSD #535

Working Cash Fund 70							
Source of Revenue		1112	Bond and Interest Purposes Levy				
Source of Revenue							
Account	Description	M.T.D. Revenue	Y.T.D. Revenue	Revenue Budget	Budget Balance Revenue	% of Budget	State Account Number
Bond and Interest Purposes Levy							
70-111200-1	FIRST PRIOR YR WRKG CASH	0.00	51,480.24	51,500.23	19.99	99.96	70-1112
	1112 Bond and Interest Purposes Levy	<u>\$0.00</u>	<u>51,480.24</u>	<u>51,500.23</u>	<u>19.99</u>	<u>99.96</u>	* Source of Revenue
Interest On Investments							
70-151100-1	WC-INT	736.90	7,524.22	15,000.00	7,475.78	50.16	70-1511
	1511 Interest On Investments	<u>\$736.90</u>	<u>7,524.22</u>	<u>15,000.00</u>	<u>7,475.78</u>	<u>50.16</u>	* Source of Revenue
Sale Of Bonds							
70-721000-1	PRINCIPAL ON BONDS SOLD	0.00	0.00	0.00	0.00	0.00	70-7210
	7210 Sale Of Bonds	<u>\$0.00</u>	<u>0.00</u>	<u>0.00</u>	<u>0.00</u>	<u>0.00</u>	* Source of Revenue
	70 Working Cash Fund	<u>\$736.90</u>	<u>\$59,004.46</u>	<u>\$66,500.23</u>	<u>\$7,495.77</u>	<u>88.73</u>	Fund

42

Revenue Report

Printed: 2/5/2013 11:15 AM

PUTNAM COUNTY CUSD #535

Tort Immunity and Judgment Fund 80

Source of Revenue 1112 Bond and Interest Purposes Levy

Source of Revenue

Account	Description	M.T.D. Revenue	Y.T.D. Revenue	Revenue Budget	Budget Balance Revenue	% of Budget	State Account Number
Bond and Interest Purposes Levy							
80-111200-1	FIRST PRIOR YEAR LEVY	0.00	0.00	0.00	0.00	0.00	80-1112
	1112 Bond and Interest Purposes Levy	<u>\$0.00</u>	<u>0.00</u>	<u>0.00</u>	<u>0.00</u>	<u>0.00</u>	* Source of Revenue
Interest On Investments							
80-151100-1	TORT-INTEREST	63.67	708.56	1,500.00	791.44	47.24	80-1511
	1511 Interest On Investments	<u>\$63.67</u>	<u>708.56</u>	<u>1,500.00</u>	<u>791.44</u>	<u>47.24</u>	* Source of Revenue
Refund-Prior Yr Expenditu							
80-195000-1	REFUND PRIOR YR EXP	0.00	0.00	0.00	0.00	0.00	80-1950
	1950 Refund-Prior Yr Expenditu	<u>\$0.00</u>	<u>0.00</u>	<u>0.00</u>	<u>0.00</u>	<u>0.00</u>	* Source of Revenue
Other Local Revenues							
80-199900-1	OTHER LOCAL REVENUE	0.00	0.00	0.00	0.00	0.00	80-1999
	1999 Other Local Revenues	<u>\$0.00</u>	<u>0.00</u>	<u>0.00</u>	<u>0.00</u>	<u>0.00</u>	* Source of Revenue
	80 Tort Immunity and Judgment Fund	<u>\$63.67</u>	<u>\$708.56</u>	<u>\$1,500.00</u>	<u>\$791.44</u>	<u>47.24</u>	Fund

43

Revenue Report

Printed: 2/5/2013 11:15 AM

PUTNAM COUNTY CUSD #535

Fire Prevention/Life Safety 90							
Source of Revenue		1112	Bond and Interest Purposes Levy				
Source of Revenue							
Account	Description	M.T.D. Revenue	Y.T.D. Revenue	Revenue Budget	Budget Balance Revenue	% of Budget	State Account Number
Bond and Interest Purposes Levy							
90-111200-1	FIRST PRIOR YEAR LEVY L/	0.00	57,740.61	57,774.55	33.94	99.94	90-1112
	1112 Bond and Interest Purposes Levy	<u>\$0.00</u>	<u>57,740.61</u>	<u>57,774.55</u>	<u>33.94</u>	<u>99.94</u>	* Source of Revenue
Corp Pers Prop Repl Tax							
90-123000-1	L/S CORP REPL TAX	0.00	0.00	0.00	0.00	0.00	90-1230
	1230 Corp Pers Prop Repl Tax	<u>\$0.00</u>	<u>0.00</u>	<u>0.00</u>	<u>0.00</u>	<u>0.00</u>	* Source of Revenue
Interest On Investments							
90-151100-1	LS-INT ON INVESTMENTS	167.79	1,159.59	2,000.00	840.41	57.98	90-1511
	1511 Interest On Investments	<u>\$167.79</u>	<u>1,159.59</u>	<u>2,000.00</u>	<u>840.41</u>	<u>57.98</u>	* Source of Revenue
Other Local Revenues							
90-199900-1	OTHER REVENUE	0.00	0.00	0.00	0.00	0.00	90-1999
	1999 Other Local Revenues	<u>\$0.00</u>	<u>0.00</u>	<u>0.00</u>	<u>0.00</u>	<u>0.00</u>	* Source of Revenue
Permanent Transfer of Working Cash Fund Interest							
90-712000-1	TRANSFER FROM W/C	0.00	0.00	0.00	0.00	0.00	90-7120
	7120 Permanent Transfer of Working Cash Fund Interest	<u>\$0.00</u>	<u>0.00</u>	<u>0.00</u>	<u>0.00</u>	<u>0.00</u>	* Source of Revenue
Sale Of Bonds							
90-721000-1	SALE OF BONDS	0.00	0.00	0.00	0.00	0.00	90-7210
	7210 Sale Of Bonds	<u>\$0.00</u>	<u>0.00</u>	<u>0.00</u>	<u>0.00</u>	<u>0.00</u>	* Source of Revenue
	90 Fire Prevention/Life Safety	<u>\$167.79</u>	<u>\$58,900.20</u>	<u>\$59,774.55</u>	<u>\$874.35</u>	<u>98.54</u>	Fund
	Report Total:	<u><u>\$776,237.66</u></u>	<u><u>\$7,076,582.03</u></u>	<u><u>\$9,012,072.65</u></u>	<u><u>1,935,490.62</u></u>	<u><u>78.52</u></u>	

44

Expenditure Report

Printed: 2/5/2013 11:10 AM

PUTNAM COUNTY CUSD #535

Education Fund 10			
Function	1000	Instruction	
Function	1110	Elementary	
Object	100	Salaries	

45

Account	Description	M.T.D. Activity	Y.T.D. Activity	Open Encumb.	Current Budget	Budget Balance	% of Budget	State Account Number
100	Salaries	40,864.54	287,073.05	0.00	482,600.00	195,526.95	59.48	
200	Employee Benefits	10,342.45	62,785.61	0.00	101,000.00	38,214.39	62.16	
300	Purchased Services	1,372.80	8,112.52	0.00	18,000.00	9,887.48	45.07	
400	Supplies And Materials	0.00	10,175.95	155.58	10,400.00	68.47	99.34	
500	Capital Outlay	0.00	54,753.63	0.00	78,000.00	23,246.37	70.20	
1110	Elementary	52,579.79	422,900.76	155.58	690,000.00	266,943.66	61.31	** Function
100	Salaries	35,383.94	248,862.18	0.00	443,000.00	194,137.82	56.18	
200	Employee Benefits	9,644.52	54,840.59	0.00	123,000.00	68,159.41	44.59	
300	Purchased Services	422.80	3,055.41	0.00	8,000.00	4,944.59	38.19	
400	Supplies And Materials	0.00	13,527.45	119.61	13,800.00	152.94	98.89	
500	Capital Outlay	0.00	0.00	0.00	500.00	500.00	0.00	
1111	Primary	45,451.26	320,285.63	119.61	588,300.00	267,894.76	54.46	** Function
100	Salaries	39,104.64	272,319.84	0.00	491,000.00	218,680.16	55.46	
200	Employee Benefits	9,245.09	53,533.95	0.00	113,000.00	59,466.05	47.38	
300	Purchased Services	483.90	4,200.05	0.00	9,000.00	4,799.95	46.67	
400	Supplies And Materials	6,172.99	37,734.80	1,064.54	44,300.00	5,500.66	87.58	
500	Capital Outlay	0.00	2,000.00	0.00	1,000.00	(1,000.00)	200.00	
600	Other Objects	0.00	75.00	0.00	1,500.00	1,425.00	5.00	
1112	Junior High	55,006.62	369,863.64	1,064.54	659,800.00	288,871.82	56.22	** Function
100	Salaries	59,817.07	418,693.45	0.00	750,179.00	331,485.55	55.81	
200	Employee Benefits	18,926.66	120,281.86	0.00	225,000.00	104,718.14	53.46	
300	Purchased Services	1,261.06	4,936.59	0.00	9,900.00	4,963.41	49.86	
400	Supplies And Materials	2,533.45	40,335.37	12,545.62	112,350.00	59,469.01	47.07	
500	Capital Outlay	0.00	0.00	0.00	2,000.00	2,000.00	0.00	
600	Other Objects	0.00	0.00	0.00	1,500.00	1,500.00	0.00	
1113	High School	82,538.24	584,247.27	12,545.62	1,100,929.00	504,136.11	54.21	** Function
100	Salaries	0.00	0.00	0.00	0.00	0.00	0.00	
200	Employee Benefits	0.00	0.00	0.00	0.00	0.00	0.00	
300	Purchased Services	0.00	0.00	0.00	0.00	0.00	0.00	
1114	Reading Imp	0.00	0.00	0.00	0.00	0.00	0.00	** Function
100	Salaries	10,025.00	65,025.24	0.00	126,000.00	60,974.76	51.61	
200	Employee Benefits	3,655.21	19,607.58	0.00	42,000.00	22,392.42	46.68	
300	Purchased Services	72.38	1,196.47	0.00	3,750.00	2,553.53	31.91	

Expenditure Report

Printed: 2/5/2013 11:10 AM

PUTNAM COUNTY CUSD #535

Education Fund 10			
Function	1000	Instruction	
Function	1115	MUSIC	
Object	400	Supplies And Materials	

46

Account	Description	M.T.D. Activity	Y.T.D. Activity	Open Encumb.	Current Budget	Budget Balance	% of Budget	State Account Number
400	Supplies And Materials	289.60	2,886.33	480.05	5,620.00	2,253.62	59.90	
500	Capital Outlay	0.00	0.00	0.00	1,000.00	1,000.00	0.00	
600	Other Objects	0.00	(45.00)	0.00	1,000.00	1,045.00	-4.50	
1115	MUSIC	14,042.19	88,670.62	480.05	179,370.00	90,219.33	49.70	** Function
100	Salaries	0.00	0.00	0.00	0.00	0.00	0.00	
400	Supplies And Materials	0.00	0.00	7,000.00	6,000.00	(1,000.00)	116.67	
1116	Accel Reader	0.00	0.00	7,000.00	6,000.00	(1,000.00)	116.67	** Function
100	Salaries	11,018.32	79,334.74	0.00	124,300.00	44,965.26	63.83	
200	Employee Benefits	1,400.27	7,501.25	0.00	19,600.00	12,098.75	38.27	
300	Purchased Services	105.97	750.55	0.00	1,700.00	949.45	44.15	
400	Supplies And Materials	366.72	4,775.35	378.96	11,300.00	6,145.69	45.61	
500	Capital Outlay	0.00	663.07	162.10	670.00	(155.17)	123.16	
1125	Pre-K Programs	12,891.28	93,024.96	541.06	157,570.00	64,003.98	59.38	** Function
600	Other Objects	0.00	0.00	0.00	0.00	0.00	0.00	
1203	Emh Handicapped lighted way	0.00	0.00	0.00	0.00	0.00	0.00	** Function
100	Salaries	0.00	240.00	0.00	2,500.00	2,260.00	9.60	
200	Employee Benefits	0.00	41.84	0.00	325.00	283.16	12.87	
300	Purchased Services	9,504.00	25,570.05	0.00	83,000.00	57,429.95	30.81	
400	Supplies And Materials	0.00	0.00	0.00	0.00	0.00	0.00	
1204	Physically Hndcap Homebound	9,504.00	25,851.89	0.00	85,825.00	59,973.11	30.12	** Function
300	Purchased Services	0.00	0.00	0.00	1,200.00	1,200.00	0.00	
1206	Visually Impaired (Vi)	0.00	0.00	0.00	1,200.00	1,200.00	0.00	** Function
100	Salaries	0.00	0.00	0.00	0.00	0.00	0.00	
200	Employee Benefits	0.00	0.00	0.00	0.00	0.00	0.00	
300	Purchased Services	0.00	0.00	0.00	1,200.00	1,200.00	0.00	
400	Supplies And Materials	0.00	0.00	0.00	0.00	0.00	0.00	
500	Capital Outlay	0.00	0.00	0.00	0.00	0.00	0.00	
1207	Hard Of Hearing (Hh)	0.00	0.00	0.00	1,200.00	1,200.00	0.00	** Function
100	Salaries	3,783.88	27,346.74	0.00	46,000.00	18,653.26	59.45	
200	Employee Benefits	1,083.96	6,466.25	0.00	12,230.00	5,763.75	52.87	
300	Purchased Services	0.00	18,675.80	0.00	42,200.00	23,524.20	44.26	
400	Supplies And Materials	0.00	172.58	0.00	650.00	477.42	26.55	

Expenditure Report

Printed: 2/5/2013 11:10 AM

PUTNAM COUNTY CUSD #535

Education Fund 10		
Function	1000	Instruction
Function	1210	Speech & Lang. Impaired
Object	400	Supplies And Materials

Account	Description	M.T.D. Activity	Y.T.D. Activity	Open Encumb.	Current Budget	Budget Balance	% of Budget	State Account Number
1210	<u>Speech & Lang. Impaired</u>	4,867.84	52,661.37	0.00	101,080.00	48,418.63	52.10	** Function
100	Salaries	0.00	0.00	0.00	0.00	0.00	0.00	
200	Employee Benefits	0.00	0.00	0.00	0.00	0.00	0.00	
300	Purchased Services	0.00	0.00	0.00	0.00	0.00	0.00	
400	Supplies And Materials	0.00	0.00	0.00	0.00	0.00	0.00	
1214	<u>PRECHOOL</u>	0.00	0.00	0.00	0.00	0.00	0.00	** Function
100	Salaries	0.00	0.00	0.00	0.00	0.00	0.00	
200	Employee Benefits	0.00	0.00	0.00	0.00	0.00	0.00	
300	Purchased Services	0.00	0.00	0.00	0.00	0.00	0.00	
400	Supplies And Materials	0.00	0.00	0.00	0.00	0.00	0.00	
1219	<u>Pre Kind EARLY CHILDHOOD</u>	0.00	0.00	0.00	0.00	0.00	0.00	** Function
100	Salaries	58,063.85	399,372.80	0.00	750,000.00	350,627.20	53.25	
200	Employee Benefits	10,150.84	59,301.61	0.00	127,000.00	67,698.39	46.69	
300	Purchased Services	47.00	186.82	0.00	2,000.00	1,813.18	9.34	
400	Supplies And Materials	1,656.16	9,836.31	233.20	52,800.00	42,730.49	19.07	
500	Capital Outlay	0.00	0.00	0.00	0.00	0.00	0.00	
1220	<u>Cross-Categorical (Cc)</u>	69,917.85	468,697.54	233.20	931,800.00	462,869.26	50.33	** Function
100	Salaries	0.00	0.00	0.00	0.00	0.00	0.00	
200	Employee Benefits	0.00	0.00	0.00	0.00	0.00	0.00	
300	Purchased Services	0.00	0.00	0.00	0.00	0.00	0.00	
400	Supplies And Materials	0.00	0.00	0.00	0.00	0.00	0.00	
500	Capital Outlay	0.00	0.00	0.00	0.00	0.00	0.00	
1222	<u>MI</u>	0.00	0.00	0.00	0.00	0.00	0.00	** Function
100	Salaries	4,420.61	33,122.80	0.00	54,200.00	21,077.20	61.11	
200	Employee Benefits	967.49	5,668.28	0.00	13,800.00	8,131.72	41.07	
300	Purchased Services	0.00	0.00	0.00	0.00	0.00	0.00	
400	Supplies And Materials	0.00	140.64	0.00	1,220.00	1,079.36	11.53	
1225	<u>Special Education Programs Pre-K</u>	5,388.10	38,931.72	0.00	69,220.00	30,288.28	56.24	** Function
100	Salaries	8,646.08	57,827.40	0.00	103,980.00	46,152.60	55.61	
200	Employee Benefits	6,643.22	21,808.89	0.00	54,000.00	32,191.11	40.39	
300	Purchased Services	350.00	2,533.80	0.00	9,921.00	7,387.20	25.54	
400	Supplies And Materials	0.00	457.92	0.00	500.00	42.08	91.58	

47

Expenditure Report

Printed: 2/5/2013 11:10 AM

PUTNAM COUNTY CUSD #535

Education Fund 10		
Function	1000	Instruction
Function	1250	Remedial and Supplemental Programs K-12
Object	400	Supplies And Materials

48

Account	Description	M.T.D. Activity	Y.T.D. Activity	Open Encumb.	Current Budget	Budget Balance	% of Budget	State Account Number
1250	<u>Remedial and Supplemental Programs K-12</u>	15,639.30	82,628.01	0.00	168,401.00	85,772.99	49.07	** Function
100	Salaries	3,227.77	23,088.45	0.00	43,000.00	19,911.55	53.69	
200	Employee Benefits	1,031.25	6,115.06	0.00	11,700.00	5,584.94	52.27	
300	Purchased Services	0.00	927.47	0.00	3,500.00	2,572.53	26.50	
400	Supplies And Materials	0.00	3,082.39	0.00	7,400.00	4,317.61	41.65	
500	Capital Outlay	0.00	0.00	0.00	0.00	0.00	0.00	
600	Other Objects	0.00	0.00	0.00	500.00	500.00	0.00	
1401	<u>VOCATIONAL AG</u>	4,259.02	33,213.37	0.00	66,100.00	32,886.63	50.25	** Function
100	Salaries	3,411.97	23,429.55	0.00	40,100.00	16,670.45	58.43	
200	Employee Benefits	1,490.89	9,291.56	0.00	17,100.00	7,808.44	54.34	
300	Purchased Services	0.00	0.00	0.00	0.00	0.00	0.00	
400	Supplies And Materials	0.00	3,809.03	255.99	5,662.00	1,596.98	71.79	
500	Capital Outlay	0.00	0.00	0.00	0.00	0.00	0.00	
1402	<u>INDUSTRIAL ARTS</u>	4,902.86	36,530.14	255.99	62,862.00	26,075.87	58.52	** Function
100	Salaries	4,530.00	22,701.30	0.00	45,900.00	23,198.70	49.46	
200	Employee Benefits	1,346.40	6,732.00	0.00	15,500.00	8,768.00	43.43	
300	Purchased Services	0.00	263.20	0.00	1,500.00	1,236.80	17.55	
400	Supplies And Materials	0.00	0.00	0.00	0.00	0.00	0.00	
500	Capital Outlay	0.00	0.00	0.00	0.00	0.00	0.00	
1407	<u>BUSINESS ED</u>	5,876.40	29,696.50	0.00	62,900.00	33,203.50	47.21	** Function
100	Salaries	2,677.34	19,055.85	0.00	31,300.00	12,244.15	60.88	
200	Employee Benefits	601.17	3,571.52	0.00	8,350.00	4,778.48	42.77	
300	Purchased Services	82.25	361.90	0.00	1,000.00	638.10	36.19	
400	Supplies And Materials	0.00	0.00	0.00	300.00	300.00	0.00	
1459	<u>CO-OP PROGRAM</u>	3,360.76	22,989.27	0.00	40,950.00	17,960.73	56.14	** Function
100	Salaries	7,445.52	54,323.42	0.00	118,200.00	63,876.58	45.96	
200	Employee Benefits	428.48	1,957.72	0.00	6,200.00	4,242.28	31.58	
300	Purchased Services	2,488.65	10,627.23	0.00	35,400.00	24,772.77	30.02	
400	Supplies And Materials	668.50	9,567.15	1,423.05	16,500.00	5,509.80	66.61	
500	Capital Outlay	0.00	0.00	0.00	6,000.00	6,000.00	0.00	
600	Other Objects	1,384.60	8,125.35	0.00	9,200.00	1,074.65	88.32	
1501	<u>ATHLETICS</u>	12,415.75	84,600.87	1,423.05	191,500.00	105,476.08	44.92	** Function
100	Salaries	0.00	5,012.50	0.00	0.00	(5,012.50)	0.00	

Expenditure Report

Printed: 2/5/2013 11:10 AM

PUTNAM COUNTY CUSD #535

Education Fund 10			
Function	1000	Instruction	
Function	1502	Music	
Object	200	Employee Benefits	

69

Account	Description	M.T.D. Activity	Y.T.D. Activity	Open Encumb.	Current Budget	Budget Balance	% of Budget	State Account Number
200	Employee Benefits	0.00	1,690.70	0.00	0.00	(1,690.70)	0.00	
300	Purchased Services	0.00	0.00	0.00	0.00	0.00	0.00	
400	Supplies And Materials	0.00	0.00	0.00	0.00	0.00	0.00	
500	Capital Outlay	0.00	0.00	0.00	0.00	0.00	0.00	
600	Other Objects	0.00	0.00	0.00	0.00	0.00	0.00	
1502	Music	0.00	6,703.20	0.00	0.00	(6,703.20)	0.00	** Function
100	Salaries	2,472.77	16,224.85	0.00	26,000.00	9,775.15	62.40	
200	Employee Benefits	187.48	630.52	0.00	2,000.00	1,369.48	31.53	
300	Purchased Services	0.00	0.00	0.00	1,500.00	1,500.00	0.00	
400	Supplies And Materials	77.00	267.00	0.00	6,300.00	6,033.00	4.24	
600	Other Objects	0.00	0.00	0.00	50.00	50.00	0.00	
1540	EXTRA CURRICULAR	2,737.25	17,122.37	0.00	35,850.00	18,727.63	47.76	** Function
100	Salaries	0.00	12,369.38	0.00	16,000.00	3,630.62	77.31	
200	Employee Benefits	0.00	2,822.01	0.00	3,200.00	377.99	88.19	
300	Purchased Services	0.00	0.00	0.00	0.00	0.00	0.00	
400	Supplies And Materials	0.00	81.30	0.00	250.00	168.70	32.52	
1600	Summer School	0.00	15,272.69	0.00	19,450.00	4,177.31	78.52	** Function
400	Supplies And Materials	0.00	0.00	0.00	0.00	0.00	0.00	
1650	Gifted Programs	0.00	0.00	0.00	0.00	0.00	0.00	** Function
100	Salaries	2,356.67	16,438.31	0.00	28,280.00	11,841.69	58.13	
200	Employee Benefits	1,048.55	6,329.71	0.00	10,550.00	4,220.29	60.00	
300	Purchased Services	43.00	2,354.57	0.00	7,800.00	5,445.43	30.19	
400	Supplies And Materials	0.00	0.00	0.00	100.00	100.00	0.00	
1700	Drivers Education Program	3,448.22	25,122.59	0.00	46,730.00	21,607.41	53.76	** Function
100	Salaries	0.00	315.66	0.00	520.00	204.34	60.70	
300	Purchased Services	0.00	130.00	0.00	580.00	450.00	22.41	
400	Supplies And Materials	0.00	0.00	0.00	3,457.00	3,457.00	0.00	
500	Capital Outlay	0.00	0.00	0.00	0.00	0.00	0.00	
1800	Bilingual Programs	0.00	445.66	0.00	4,557.00	4,111.34	9.78	** Function
600	Other Objects	3,950.18	30,993.72	0.00	67,000.00	36,006.28	46.26	
1912	Special Education Programs K-12 - Private Tuition	3,950.18	30,993.72	0.00	67,000.00	36,006.28	46.26	** Function
1000	Instruction	\$408,776.91	2,850,453.79	23,818.70	5,338,594.00	2,464,321.51	53.84	* Function

Expenditure Report

Printed: 2/5/2013 11:10 AM

PUTNAM COUNTY CUSD #535

Education Fund 10		
Function	2000	Support Services
Function	2110	Attendance/Soc Wrk Serv
Object	100	Salaries

Account	Description	M.T.D. Activity	Y.T.D. Activity	Open Encumb.	Current Budget	Budget Balance	% of Budget	State Account Number
100	Salaries	10,382.93	71,270.58	0.00	120,400.00	49,129.42	59.19	
200	Employee Benefits	2,347.13	15,475.18	0.00	26,500.00	11,024.82	58.40	
300	Purchased Services	36.19	562.14	0.00	1,500.00	937.86	37.48	
400	Supplies And Materials	0.00	76.40	107.46	1,170.00	986.14	15.71	
500	Capital Outlay	0.00	0.00	0.00	0.00	0.00	0.00	
600	Other Objects	0.00	75.00	0.00	200.00	125.00	37.50	
2110	Attendance/Soc Wrk Serv	12,766.25	87,459.30	107.46	149,770.00	62,203.24	58.47	** Function
100	Salaries	5,034.82	35,155.80	0.00	60,500.00	25,344.20	58.11	
200	Employee Benefits	1,359.21	7,778.09	0.00	14,300.00	6,521.91	54.39	
300	Purchased Services	0.00	685.96	0.00	1,350.00	664.04	50.81	
400	Supplies And Materials	0.00	339.65	0.00	450.00	110.35	75.48	
500	Capital Outlay	0.00	0.00	0.00	0.00	0.00	0.00	
600	Other Objects	0.00	0.00	0.00	100.00	100.00	0.00	
2120	Guidance Services	6,394.03	43,959.50	0.00	76,700.00	32,740.50	57.31	** Function
100	Salaries	3,019.43	15,429.27	0.00	36,000.00	20,570.73	42.86	
200	Employee Benefits	700.02	5,662.34	0.00	8,900.00	3,237.66	63.62	
300	Purchased Services	338.16	732.76	0.00	1,600.00	867.24	45.80	
400	Supplies And Materials	0.00	446.23	0.00	1,350.00	903.77	33.05	
2134	Nurse Services	4,057.61	22,270.60	0.00	47,850.00	25,579.40	46.54	** Function
100	Salaries	5,549.11	38,863.37	0.00	66,300.00	27,436.63	58.62	
200	Employee Benefits	248.32	1,646.62	0.00	3,300.00	1,653.38	49.90	
300	Purchased Services	113.74	1,037.18	0.00	2,650.00	1,612.82	39.14	
400	Supplies And Materials	0.00	671.48	0.00	1,800.00	1,128.52	37.30	
500	Capital Outlay	0.00	0.00	0.00	0.00	0.00	0.00	
600	Other Objects	0.00	0.00	0.00	0.00	0.00	0.00	
2140	Psychological Services	5,911.17	42,218.65	0.00	74,050.00	31,831.35	57.01	** Function
300	Purchased Services	459.95	4,563.03	0.00	8,000.00	3,436.97	57.04	
400	Supplies And Materials	0.00	0.00	0.00	0.00	0.00	0.00	
500	Capital Outlay	0.00	0.00	0.00	0.00	0.00	0.00	
2190	Other Support Svs Pupils	459.95	4,563.03	0.00	8,000.00	3,436.97	57.04	** Function
300	Purchased Services	0.00	0.00	0.00	0.00	0.00	0.00	
400	Supplies And Materials	0.00	0.00	0.00	1,000.00	1,000.00	0.00	
600	Other Objects	0.00	0.00	0.00	0.00	0.00	0.00	

50

Expenditure Report

Printed: 2/5/2013 11:10 AM

PUTNAM COUNTY CUSD #535

Education Fund 10

Function	2000	Support Services
Function	2191	OTHER SUPPORT
Object	600	Other Objects

Account	Description	M.T.D. Activity	Y.T.D. Activity	Open Encumb.	Current Budget	Budget Balance	% of Budget	State Account Number
2191	OTHER SUPPORT	0.00	0.00	0.00	1,000.00	1,000.00	0.00	** Function
300	Purchased Services	0.00	0.00	0.00	0.00	0.00	0.00	
2192	TITLE V CHART COUNTS	0.00	0.00	0.00	0.00	0.00	0.00	** Function
100	Salaries	0.00	0.00	0.00	0.00	0.00	0.00	
200	Employee Benefits	0.00	0.00	0.00	0.00	0.00	0.00	
300	Purchased Services	0.00	0.00	0.00	0.00	0.00	0.00	
400	Supplies And Materials	0.00	0.00	0.00	0.00	0.00	0.00	
2193	Title IV	0.00	0.00	0.00	0.00	0.00	0.00	** Function
100	Salaries	400.00	24,375.20	0.00	30,900.00	6,524.80	78.88	
200	Employee Benefits	99.23	4,423.37	0.00	5,000.00	576.63	88.47	
300	Purchased Services	1,530.00	4,769.61	0.00	27,600.00	22,830.39	17.28	
400	Supplies And Materials	866.72	3,969.94	296.94	4,500.00	233.12	94.82	
2210	EPIC	2,895.95	37,538.12	296.94	68,000.00	30,164.94	55.64	** Function
100	Salaries	0.00	0.00	0.00	0.00	0.00	0.00	
200	Employee Benefits	0.00	0.00	0.00	0.00	0.00	0.00	
300	Purchased Services	0.00	0.00	0.00	0.00	0.00	0.00	
400	Supplies And Materials	0.00	0.00	0.00	0.00	0.00	0.00	
2215	TITLE II CLASS REDUCTION	0.00	0.00	0.00	0.00	0.00	0.00	** Function
300	Purchased Services	0.00	0.00	0.00	0.00	0.00	0.00	
400	Supplies And Materials	0.00	0.00	0.00	0.00	0.00	0.00	
500	Capital Outlay	0.00	0.00	0.00	0.00	0.00	0.00	
2218	Quality Assurance	0.00	0.00	0.00	0.00	0.00	0.00	** Function
200	Employee Benefits	0.00	0.00	0.00	0.00	0.00	0.00	
300	Purchased Services	0.00	0.00	0.00	0.00	0.00	0.00	
2219	BLOCK GRANT	0.00	0.00	0.00	0.00	0.00	0.00	** Function
100	Salaries	10,129.17	66,399.52	0.00	126,300.00	59,900.48	52.57	
200	Employee Benefits	1,151.16	6,756.30	0.00	13,000.00	6,243.70	51.97	
300	Purchased Services	100.11	2,082.87	0.00	2,400.00	317.13	86.79	
400	Supplies And Materials	597.01	7,704.47	5,108.03	14,690.00	1,877.50	87.22	
500	Capital Outlay	0.00	0.00	0.00	0.00	0.00	0.00	
2220	MEDIA PROGRAM	11,977.45	82,943.16	5,108.03	156,390.00	68,338.81	56.30	** Function
100	Salaries	5,069.63	42,570.63	0.00	60,200.00	17,629.37	70.72	

51

Expenditure Report

Printed: 2/5/2013 11:10 AM

PUTNAM COUNTY CUSD #535

Education Fund 10		
Function	2000	Support Services
Function	2226	TECHNOLOGY
Object	200	Employee Benefits

52

Account	Description	M.T.D. Activity	Y.T.D. Activity	Open Encumb.	Current Budget	Budget Balance	% of Budget	State Account Number
200	Employee Benefits	1,302.94	7,615.64	0.00	14,000.00	6,384.36	54.40	
300	Purchased Services	430.67	2,357.42	0.00	7,500.00	5,142.58	31.43	
400	Supplies And Materials	0.00	3,023.94	156.97	2,700.00	(480.91)	117.81	
2226	TECHNOLOGY	6,803.24	55,567.63	156.97	84,400.00	28,675.40	66.02	** Function
100	Salaries	0.00	0.00	0.00	0.00	0.00	0.00	
200	Employee Benefits	0.00	0.00	0.00	0.00	0.00	0.00	
300	Purchased Services	0.00	0.00	0.00	0.00	0.00	0.00	
2230	Assessment/Testing	0.00	0.00	0.00	0.00	0.00	0.00	** Function
100	Salaries	239.71	4,296.95	0.00	5,550.00	1,253.05	77.42	
200	Employee Benefits	49.60	332.75	0.00	100.00	(232.75)	332.75	
300	Purchased Services	630.25	31,653.81	0.00	43,200.00	11,546.19	73.27	
400	Supplies And Materials	3,599.66	31,667.08	2,377.41	37,300.00	3,255.51	91.27	
500	Capital Outlay	0.00	0.00	0.00	0.00	0.00	0.00	
600	Other Objects	1,318.86	20,868.45	0.00	25,000.00	4,131.55	83.47	
2310	Brd Ed Services	5,838.08	88,819.04	2,377.41	111,150.00	19,953.55	82.05	** Function
100	Salaries	8,205.60	57,284.97	0.00	98,314.00	41,029.03	58.27	
200	Employee Benefits	2,164.62	14,975.75	0.00	26,800.00	11,824.25	55.88	
300	Purchased Services	557.80	6,141.49	0.00	11,600.00	5,458.51	52.94	
400	Supplies And Materials	524.19	2,756.58	85.26	7,200.00	4,358.16	39.47	
500	Capital Outlay	0.00	0.00	0.00	1,500.00	1,500.00	0.00	
600	Other Objects	0.00	812.90	0.00	1,000.00	187.10	81.29	
2320	Executive Adm. Serv	11,452.21	81,971.69	85.26	146,414.00	64,357.05	56.04	** Function
100	Salaries	33,895.89	239,966.03	0.00	410,500.00	170,533.97	58.46	
200	Employee Benefits	11,095.42	77,587.58	0.00	132,500.00	54,912.42	58.56	
300	Purchased Services	1,038.00	5,193.58	0.00	10,500.00	5,306.42	49.46	
400	Supplies And Materials	1,084.53	7,060.73	223.27	12,420.00	5,136.00	58.65	
500	Capital Outlay	0.00	0.00	0.00	1,000.00	1,000.00	0.00	
600	Other Objects	0.00	1,854.08	0.00	1,600.00	(254.08)	115.88	
2410	Office Of Principal Serv	47,113.84	331,662.00	223.27	568,520.00	236,634.73	58.38	** Function
100	Salaries	0.00	7,255.73	0.00	0.00	(7,255.73)	0.00	
200	Employee Benefits	0.00	739.69	0.00	0.00	(739.69)	0.00	
300	Purchased Services	0.00	0.00	0.00	0.00	0.00	0.00	
400	Supplies And Materials	0.00	0.00	0.00	0.00	0.00	0.00	

Expenditure Report

Printed: 2/5/2013 11:10 AM

PUTNAM COUNTY CUSD #535

Education Fund 10								
Function	2000	Support Services						
Function	2510	Dirctn Business Suppt Ser						
Object	500	Capital Outlay						
Account	Description	M.T.D. Activity	Y.T.D. Activity	Open Encumb.	Current Budget	Budget Balance	% of Budget	State Account Number
500	Capital Outlay	0.00	0.00	0.00	0.00	0.00	0.00	
600	Other Objects	0.00	0.00	0.00	0.00	0.00	0.00	
2510	Dirctn Business Suppt Ser	0.00	7,995.42	0.00	0.00	(7,995.42)	0.00	** Function
100	Salaries	7,255.73	43,480.57	0.00	89,800.00	46,319.43	48.42	
200	Employee Benefits	739.69	4,431.29	0.00	9,700.00	5,268.71	45.68	
300	Purchased Services	0.00	66.92	0.00	2,700.00	2,633.08	2.48	
400	Supplies And Materials	0.00	0.00	0.00	0.00	0.00	0.00	
500	Capital Outlay	0.00	0.00	0.00	0.00	0.00	0.00	
600	Other Objects	0.00	0.00	0.00	450.00	450.00	0.00	
2520	Fiscal Services	7,995.42	47,978.78	0.00	102,650.00	54,671.22	46.74	** Function
100	Salaries	10,767.51	83,265.66	0.00	145,000.00	61,734.34	57.42	
200	Employee Benefits	0.25	1.75	0.00	25.00	23.25	7.00	
300	Purchased Services	0.00	270.05	0.00	2,400.00	2,129.95	11.25	
400	Supplies And Materials	18,021.86	130,940.95	0.00	240,000.00	109,059.05	54.56	
500	Capital Outlay	0.00	0.00	0.00	4,000.00	4,000.00	0.00	
600	Other Objects	180.00	180.00	0.00	400.00	220.00	45.00	
2560	Food Services	28,969.62	214,658.41	0.00	391,825.00	177,166.59	54.78	** Function
300	Purchased Services	92.63	2,989.29	0.00	5,500.00	2,510.71	54.35	
2630	Information Services	92.63	2,989.29	0.00	5,500.00	2,510.71	54.35	** Function
300	Purchased Services	0.00	0.00	0.00	5,000.00	5,000.00	0.00	
400	Supplies And Materials	0.00	0.00	0.00	18,600.00	18,600.00	0.00	
2660	DATA PROCESSING	0.00	0.00	0.00	23,600.00	23,600.00	0.00	** Function
2000	Support Services	\$152,727.45	1,152,594.62	8,355.34	2,015,819.00	854,869.04	57.59	* Function
600	Other Objects	0.00	8,911.47	0.00	12,000.00	3,088.53	74.26	
4120	Payments Sp Ed Programs	0.00	8,911.47	0.00	12,000.00	3,088.53	74.26	** Function
600	Other Objects	0.00	18,180.72	0.00	47,000.00	28,819.28	38.68	
4140	Payments for CTE Programs	0.00	18,180.72	0.00	47,000.00	28,819.28	38.68	** Function
300	Purchased Services	0.00	0.00	0.00	0.00	0.00	0.00	
600	Other Objects	0.00	0.00	0.00	20,000.00	20,000.00	0.00	
4190	Other Pymnts Gov In State	0.00	0.00	0.00	20,000.00	20,000.00	0.00	** Function
600	Other Objects	0.00	675.00	0.00	4,000.00	3,325.00	16.88	
4210	Payments for Regular Programs - Tuition	0.00	675.00	0.00	4,000.00	3,325.00	16.88	** Function

53

Expenditure Report

Printed: 2/5/2013 11:10 AM

PUTNAM COUNTY CUSD #535

Education Fund 10								
Function	4000	Nonprogrammed Charges						
Function	4220	Payments for Special Education Programs - Tuition						
Object	600	Other Objects						
Account	Description	M.T.D. Activity	Y.T.D. Activity	Open Encumb.	Current Budget	Budget Balance	% of Budget	State Account Number
600	Other Objects	11,500.00	104,943.00	0.00	160,000.00	55,057.00	65.59	
<u>4220</u>	<u>Payments for Special Education Programs - Tuition</u>	11,500.00	104,943.00	0.00	160,000.00	55,057.00	65.59	** Function
600	Other Objects	0.00	0.00	0.00	0.00	0.00	0.00	
<u>4240</u>	<u>Payments for CTE Programs - Tuition</u>	0.00	0.00	0.00	0.00	0.00	0.00	** Function
<u>4000</u>	<u>Nonprogrammed Charges</u>	\$11,500.00	132,710.19	0.00	243,000.00	110,289.81	54.61	* Function
600	Other Objects	0.00	0.00	0.00	10,000.00	10,000.00	0.00	
<u>6000</u>	<u>Provision For Contingencs</u>	0.00	0.00	0.00	10,000.00	10,000.00	0.00	** Function
<u>6000</u>	<u>Provision For Contingencs</u>	\$0.00	0.00	0.00	10,000.00	10,000.00	0.00	* Function
600	Other Objects	0.00	0.00	0.00	0.00	0.00	0.00	
<u>8130</u>	<u>Prmt Trns From Ed Fund</u>	0.00	0.00	0.00	0.00	0.00	0.00	** Function
<u>8000</u>	<u>Other Financing Uses</u>	\$0.00	0.00	0.00	0.00	0.00	0.00	* Function
<u>10</u>	<u>Education Fund</u>	\$573,004.36	\$4,135,758.60	\$32,174.04	\$7,607,413.00	\$3,439,480.36	54.79	Fund

54

Expenditure Report

Printed: 2/5/2013 11:10 AM

PUTNAM COUNTY CUSD #535

Oper, Build, & Maint Fund 20								
Function	2000	Support Services						
Function	2530	Function 2530						
Object	500	Capital Outlay						
Account	Description	M.T.D. Activity	Y.T.D. Activity	Open Encumb.	Current Budget	Budget Balance	% of Budget	State Account Number
500	Capital Outlay	0.00	0.00	0.00	0.00	0.00	0.00	
2530	Function 2530	0.00	0.00	0.00	0.00	0.00	0.00	** Function
100	Salaries	25,841.51	205,229.95	0.00	346,300.00	141,070.05	59.26	
200	Employee Benefits	2,255.66	16,685.67	0.00	28,450.00	11,764.33	58.65	
300	Purchased Services	11,243.67	98,342.29	299.86	157,400.00	58,757.85	62.67	
400	Supplies And Materials	23,129.03	139,805.78	0.00	327,600.00	187,794.22	42.68	
500	Capital Outlay	0.00	199,958.66	0.00	227,500.00	27,541.34	87.89	
2542	Care & Upkeep Bldg Serv	62,469.87	660,022.35	299.86	1,087,250.00	426,927.79	60.73	** Function
100	Salaries	0.00	0.00	0.00	0.00	0.00	0.00	
300	Purchased Services	2,804.50	11,367.63	0.00	27,000.00	15,632.37	42.10	
400	Supplies And Materials	714.42	1,856.77	0.00	12,000.00	10,143.23	15.47	
500	Capital Outlay	0.00	5,000.00	0.00	25,000.00	20,000.00	20.00	
600	Other Objects	0.00	0.00	0.00	50.00	50.00	0.00	
2543	Care Upkeep Grnds Serv	3,518.92	18,224.40	0.00	64,050.00	45,825.60	28.45	** Function
2000	Support Services	\$65,988.79	678,246.75	299.86	1,151,300.00	472,753.39	58.94	* Function
600	Other Objects	0.00	0.00	0.00	0.00	0.00	0.00	
6000	Provision For Contingencs	0.00	0.00	0.00	0.00	0.00	0.00	** Function
6000	Provision For Contingencs	\$0.00	0.00	0.00	0.00	0.00	0.00	* Function
500	Capital Outlay	0.00	0.00	0.00	0.00	0.00	0.00	
8800	Function 8800	0.00	0.00	0.00	0.00	0.00	0.00	** Function
8000	Other Financing Uses	\$0.00	0.00	0.00	0.00	0.00	0.00	* Function
20	Oper, Build, & Maint Fund	\$65,988.79	\$678,246.75	\$299.86	\$1,151,300.00	\$472,753.39	58.94	Fund

55

Expenditure Report

Printed: 2/5/2013 11:10 AM

PUTNAM COUNTY CUSD #535

Debt Service Fund or Fund Group 30								
Function	5000	Debt Services						
Function	5140	State Aid Anticipation Certificates						
Object	600	Other Objects						
Account	Description	M.T.D. Activity	Y.T.D. Activity	Open Encumb.	Current Budget	Budget Balance	% of Budget	State Account Number
600	Other Objects	0.00	0.00	0.00	0.00	0.00	0.00	
5140	State Aid Anticipation Certificates	0.00	0.00	0.00	0.00	0.00	0.00	** Function
600	Other Objects	0.00	0.00	0.00	0.00	0.00	0.00	
5200	Debt Service - Interest on Long-Term Debt	0.00	0.00	0.00	0.00	0.00	0.00	** Function
5000	Debt Services	\$0.00	0.00	0.00	0.00	0.00	0.00	* Function
600	Other Objects	0.00	0.00	0.00	0.00	0.00	0.00	
8140	Prmt Transf Of Interest	0.00	0.00	0.00	0.00	0.00	0.00	** Function
8000	Other Financing Uses	\$0.00	0.00	0.00	0.00	0.00	0.00	* Function
30	Debt Service Fund or Fund Group	\$0.00	\$0.00	\$0.00	\$0.00	\$0.00	0.00	Fund

56

Expenditure Report

Printed: 2/5/2013 11:10 AM

PUTNAM COUNTY CUSD #535

Transportation Fund 40								
Function	2000	Support Services						
Function	2550	Pupil Transportation Ser						
Object	100	Salaries						
Account	Description	M.T.D. Activity	Y.T.D. Activity	Open Encumb.	Current Budget	Budget Balance	% of Budget	State Account Number
100	Salaries	1,572.58	12,178.17	0.00	28,900.00	16,721.83	42.14	
200	Employee Benefits	179.08	1,301.13	0.00	2,175.00	873.87	59.82	
300	Purchased Services	64,708.95	344,485.43	0.00	657,600.00	313,114.57	52.39	
400	Supplies And Materials	0.00	2,846.05	0.00	6,500.00	3,653.95	43.79	
500	Capital Outlay	0.00	0.00	0.00	0.00	0.00	0.00	
<u>2550</u>	<u>Pupil Transportation Ser</u>	<u>66,460.61</u>	<u>360,810.78</u>	<u>0.00</u>	<u>695,175.00</u>	<u>334,364.22</u>	<u>51.90</u>	** Function
<u>2000</u>	<u>Support Services</u>	<u>\$66,460.61</u>	<u>360,810.78</u>	<u>0.00</u>	<u>695,175.00</u>	<u>334,364.22</u>	<u>51.90</u>	* Function
600	Other Objects	0.00	0.00	0.00	0.00	0.00	0.00	
<u>6000</u>	<u>Provision For Contingencs</u>	<u>0.00</u>	<u>0.00</u>	<u>0.00</u>	<u>0.00</u>	<u>0.00</u>	<u>0.00</u>	** Function
<u>6000</u>	<u>Provision For Contingencs</u>	<u>\$0.00</u>	<u>0.00</u>	<u>0.00</u>	<u>0.00</u>	<u>0.00</u>	<u>0.00</u>	* Function
600	Other Objects	0.00	0.00	0.00	0.00	0.00	0.00	
<u>8140</u>	<u>Prmt Transf Of Interest</u>	<u>0.00</u>	<u>0.00</u>	<u>0.00</u>	<u>0.00</u>	<u>0.00</u>	<u>0.00</u>	** Function
<u>8000</u>	<u>Other Financing Uses</u>	<u>\$0.00</u>	<u>0.00</u>	<u>0.00</u>	<u>0.00</u>	<u>0.00</u>	<u>0.00</u>	* Function
<u>40</u>	<u>Transportation Fund</u>	<u>\$66,460.61</u>	<u>\$360,810.78</u>	<u>\$0.00</u>	<u>\$695,175.00</u>	<u>\$334,364.22</u>	<u>51.90</u>	Fund

57

Expenditure Report

Printed: 2/5/2013 11:10 AM

PUTNAM COUNTY CUSD #535

I.M.R.F./Soc. Sec. Fund 50								
Function	1000	Instruction						
Function	1110	Elementary						
Object	200	Employee Benefits						
Account	Description	M.T.D. Activity	Y.T.D. Activity	Open Encumb.	Current Budget	Budget Balance	% of Budget	State Account Number
200	Employee Benefits	1,196.70	7,950.53	0.00	13,100.00	5,149.47	60.69	
<u>1110</u>	<u>Elementary</u>	1,196.70	7,950.53	0.00	13,100.00	5,149.47	60.69	** Function
200	Employee Benefits	472.66	3,219.62	0.00	7,000.00	3,780.38	45.99	
<u>1111</u>	<u>Primary</u>	472.66	3,219.62	0.00	7,000.00	3,780.38	45.99	** Function
200	Employee Benefits	627.56	4,247.73	0.00	7,100.00	2,852.27	59.83	
<u>1112</u>	<u>Junior High</u>	627.56	4,247.73	0.00	7,100.00	2,852.27	59.83	** Function
200	Employee Benefits	803.36	5,952.67	0.00	11,700.00	5,747.33	50.88	
<u>1113</u>	<u>High School</u>	803.36	5,952.67	0.00	11,700.00	5,747.33	50.88	** Function
200	Employee Benefits	0.00	0.00	0.00	0.00	0.00	0.00	
<u>1114</u>	<u>Reading Imp</u>	0.00	0.00	0.00	0.00	0.00	0.00	** Function
200	Employee Benefits	130.04	867.87	0.00	2,000.00	1,132.13	43.39	
<u>1115</u>	<u>MUSIC</u>	130.04	867.87	0.00	2,000.00	1,132.13	43.39	** Function
200	Employee Benefits	0.00	0.00	0.00	7,200.00	7,200.00	0.00	
<u>1120</u>	<u>Middle-Junior High</u>	0.00	0.00	0.00	7,200.00	7,200.00	0.00	** Function
200	Employee Benefits	1,037.70	8,087.09	0.00	10,900.00	2,812.91	74.19	
<u>1125</u>	<u>Pre-K Programs</u>	1,037.70	8,087.09	0.00	10,900.00	2,812.91	74.19	** Function
200	Employee Benefits	0.00	0.00	0.00	650.00	650.00	0.00	
<u>1130</u>	<u>High School</u>	0.00	0.00	0.00	650.00	650.00	0.00	** Function
200	Employee Benefits	0.00	3.44	0.00	50.00	46.56	6.88	
<u>1204</u>	<u>Physically Hndcap Homebound</u>	0.00	3.44	0.00	50.00	46.56	6.88	** Function
200	Employee Benefits	0.00	0.00	0.00	0.00	0.00	0.00	
<u>1207</u>	<u>Hard Of Hearing (Hh)</u>	0.00	0.00	0.00	0.00	0.00	0.00	** Function
200	Employee Benefits	53.84	389.45	0.00	1,200.00	810.55	32.45	
<u>1210</u>	<u>Speech & Lang.Impaired</u>	53.84	389.45	0.00	1,200.00	810.55	32.45	** Function
200	Employee Benefits	0.00	0.00	0.00	0.00	0.00	0.00	
<u>1214</u>	<u>PRECHOOL</u>	0.00	0.00	0.00	0.00	0.00	0.00	** Function
200	Employee Benefits	0.00	0.00	0.00	0.00	0.00	0.00	
<u>1219</u>	<u>Pre Kind EARLY CHILDHOOD</u>	0.00	0.00	0.00	0.00	0.00	0.00	** Function
200	Employee Benefits	4,438.21	32,132.68	0.00	66,500.00	34,367.32	48.32	
<u>1220</u>	<u>Cross-Categorical (Cc)</u>	4,438.21	32,132.68	0.00	66,500.00	34,367.32	48.32	** Function

58

Expenditure Report

Printed: 2/5/2013 11:10 AM

PUTNAM COUNTY CUSD #535

I.M.R.F./Soc. Sec. Fund 50			
Function	1000	Instruction	
Function	1222	MI	
Object	200	Employee Benefits	

69

Account	Description	M.T.D. Activity	Y.T.D. Activity	Open Encumb.	Current Budget	Budget Balance	% of Budget	State Account Number
200	Employee Benefits	0.00	0.00	0.00	0.00	0.00	0.00	
<u>1222</u>	<u>MI</u>	0.00	0.00	0.00	0.00	0.00	0.00	** Function
200	Employee Benefits	295.74	1,393.14	0.00	4,100.00	2,706.86	33.98	
<u>1225</u>	<u>Special Education Programs Pre-K</u>	295.74	1,393.14	0.00	4,100.00	2,706.86	33.98	** Function
200	Employee Benefits	121.72	815.06	0.00	1,500.00	684.94	54.34	
<u>1250</u>	<u>Remedial and Supplemental Programs K-12</u>	121.72	815.06	0.00	1,500.00	684.94	54.34	** Function
200	Employee Benefits	45.85	330.27	0.00	650.00	319.73	50.81	
<u>1401</u>	<u>VOCATIONAL AG</u>	45.85	330.27	0.00	650.00	319.73	50.81	** Function
200	Employee Benefits	43.21	283.57	0.00	650.00	366.43	43.63	
<u>1402</u>	<u>INDUSTRIAL ARTS</u>	43.21	283.57	0.00	650.00	366.43	43.63	** Function
200	Employee Benefits	59.42	299.87	0.00	750.00	450.13	39.98	
<u>1407</u>	<u>BUSINESS ED</u>	59.42	299.87	0.00	750.00	450.13	39.98	** Function
200	Employee Benefits	0.00	0.00	0.00	0.00	0.00	0.00	
<u>1415</u>	<u>IVCC TECH PREP</u>	0.00	0.00	0.00	0.00	0.00	0.00	** Function
200	Employee Benefits	27.87	185.73	0.00	275.00	89.27	67.54	
<u>1459</u>	<u>CO-OP PROGRAM</u>	27.87	185.73	0.00	275.00	89.27	67.54	** Function
200	Employee Benefits	452.63	3,105.48	0.00	4,750.00	1,644.52	65.38	
<u>1501</u>	<u>ATHLETICS</u>	452.63	3,105.48	0.00	4,750.00	1,644.52	65.38	** Function
200	Employee Benefits	0.00	68.40	0.00	0.00	(68.40)	0.00	
<u>1502</u>	<u>Music</u>	0.00	68.40	0.00	0.00	(68.40)	0.00	** Function
200	Employee Benefits	32.03	310.95	0.00	950.00	639.05	32.73	
<u>1540</u>	<u>EXTRA CURRICULAR</u>	32.03	310.95	0.00	950.00	639.05	32.73	** Function
200	Employee Benefits	0.00	175.13	0.00	350.00	174.87	50.04	
<u>1600</u>	<u>Summer School</u>	0.00	175.13	0.00	350.00	174.87	50.04	** Function
200	Employee Benefits	0.00	0.00	0.00	0.00	0.00	0.00	
<u>1650</u>	<u>Gifted Programs</u>	0.00	0.00	0.00	0.00	0.00	0.00	** Function
200	Employee Benefits	27.66	198.38	0.00	500.00	301.62	39.68	
<u>1700</u>	<u>Drivers Education Program</u>	27.66	198.38	0.00	500.00	301.62	39.68	** Function
200	Employee Benefits	0.00	58.28	0.00	0.00	(58.28)	0.00	
<u>1800</u>	<u>Bilingual Programs</u>	0.00	58.28	0.00	0.00	(58.28)	0.00	** Function

Expenditure Report

Printed: 2/5/2013 11:10 AM

PUTNAM COUNTY CUSD #535

I.M.R.F./Soc. Sec. Fund 50			
Function	1000	Instruction	
Function	1800	Bilingual Programs	
Object	200	Employee Benefits	

69

Account	Description	M.T.D. Activity	Y.T.D. Activity	Open Encumb.	Current Budget	Budget Balance	% of Budget	State Account Number
1000	Instruction	\$9,866.20	70,075.34	0.00	141,875.00	71,799.66	49.39	* Function
200	Employee Benefits	364.02	2,452.22	0.00	4,650.00	2,197.78	52.74	
2110	Attendance/Soc Wrk Serv	364.02	2,452.22	0.00	4,650.00	2,197.78	52.74	** Function
200	Employee Benefits	71.59	499.75	0.00	950.00	450.25	52.61	
2120	Guidance Services	71.59	499.75	0.00	950.00	450.25	52.61	** Function
200	Employee Benefits	616.88	3,373.85	0.00	7,300.00	3,926.15	46.22	
2134	Nurse Services	616.88	3,373.85	0.00	7,300.00	3,926.15	46.22	** Function
200	Employee Benefits	266.67	1,875.12	0.00	3,400.00	1,524.88	55.15	
2140	Psychological Services	266.67	1,875.12	0.00	3,400.00	1,524.88	55.15	** Function
200	Employee Benefits	0.00	0.00	0.00	0.00	0.00	0.00	
2192	TITLE V CHART COUNTS	0.00	0.00	0.00	0.00	0.00	0.00	** Function
200	Employee Benefits	0.00	0.00	0.00	0.00	0.00	0.00	
2193	Title IV	0.00	0.00	0.00	0.00	0.00	0.00	** Function
200	Employee Benefits	0.00	0.00	0.00	0.00	0.00	0.00	
2196	Comp Arts	0.00	0.00	0.00	0.00	0.00	0.00	** Function
200	Employee Benefits	5.51	1,151.97	0.00	800.00	(351.97)	144.00	
2210	EPIC	5.51	1,151.97	0.00	800.00	(351.97)	144.00	** Function
200	Employee Benefits	0.00	0.00	0.00	0.00	0.00	0.00	
2212	CURRICULUM DIRECTOR	0.00	0.00	0.00	0.00	0.00	0.00	** Function
200	Employee Benefits	0.00	0.00	0.00	0.00	0.00	0.00	
2215	TITLE II CLASS REDUCTION	0.00	0.00	0.00	0.00	0.00	0.00	** Function
200	Employee Benefits	0.00	0.00	0.00	0.00	0.00	0.00	
2218	Quality Assurance	0.00	0.00	0.00	0.00	0.00	0.00	** Function
200	Employee Benefits	0.00	0.00	0.00	0.00	0.00	0.00	
2219	BLOCK GRANT	0.00	0.00	0.00	0.00	0.00	0.00	** Function
200	Employee Benefits	1,888.06	7,485.46	0.00	15,400.00	7,914.54	48.61	
2220	MEDIA PROGRAM	1,888.06	7,485.46	0.00	15,400.00	7,914.54	48.61	** Function
200	Employee Benefits	0.00	0.00	0.00	0.00	0.00	0.00	
2225	TECH THRUST	0.00	0.00	0.00	0.00	0.00	0.00	** Function
200	Employee Benefits	0.00	1,186.53	0.00	0.00	(1,186.53)	0.00	

Expenditure Report

Printed: 2/5/2013 11:10 AM

PUTNAM COUNTY CUSD #535

I.M.R.F./Soc. Sec. Fund 50								
Function	2000	Support Services						
Function	2226	TECHNOLOGY						
Object	200	Employee Benefits						
Account	Description	M.T.D. Activity	Y.T.D. Activity	Open Encumb.	Current Budget	Budget Balance	% of Budget	State Account Number
<u>2226</u>	<u>TECHNOLOGY</u>	0.00	1,186.53	0.00	0.00	(1,186.53)	0.00	** Function
200	Employee Benefits	0.00	0.00	0.00	0.00	0.00	0.00	
<u>2230</u>	<u>Assessment/Testing</u>	0.00	0.00	0.00	0.00	0.00	0.00	** Function
200	Employee Benefits	42.10	485.96	0.00	800.00	314.04	60.75	
<u>2310</u>	<u>Brd Ed Services</u>	42.10	485.96	0.00	800.00	314.04	60.75	** Function
200	Employee Benefits	118.98	830.62	0.00	1,500.00	669.38	55.37	
<u>2320</u>	<u>Executive Adm. Serv</u>	118.98	830.62	0.00	1,500.00	669.38	55.37	** Function
200	Employee Benefits	1,734.37	12,517.82	0.00	22,900.00	10,382.18	54.66	
<u>2410</u>	<u>Office Of Principal Serv</u>	1,734.37	12,517.82	0.00	22,900.00	10,382.18	54.66	** Function
200	Employee Benefits	0.00	0.00	0.00	0.00	0.00	0.00	
<u>2510</u>	<u>Dirctn Business Suppt Ser</u>	0.00	0.00	0.00	0.00	0.00	0.00	** Function
200	Employee Benefits	1,310.93	9,092.41	0.00	16,200.00	7,107.59	56.13	
<u>2520</u>	<u>Fiscal Services</u>	1,310.93	9,092.41	0.00	16,200.00	7,107.59	56.13	** Function
200	Employee Benefits	4,764.56	35,013.43	0.00	57,800.00	22,786.57	60.58	
<u>2542</u>	<u>Care & Upkeep Bldg Serv</u>	4,764.56	35,013.43	0.00	57,800.00	22,786.57	60.58	** Function
200	Employee Benefits	0.00	0.00	0.00	0.00	0.00	0.00	
<u>2543</u>	<u>Care Upkeep Grnds Serv</u>	0.00	0.00	0.00	0.00	0.00	0.00	** Function
200	Employee Benefits	179.30	1,347.79	0.00	3,900.00	2,552.21	34.56	
<u>2550</u>	<u>Pupil Transportation Ser</u>	179.30	1,347.79	0.00	3,900.00	2,552.21	34.56	** Function
200	Employee Benefits	1,930.54	14,998.77	0.00	26,610.00	11,611.23	56.37	
<u>2560</u>	<u>Food Services</u>	1,930.54	14,998.77	0.00	26,610.00	11,611.23	56.37	** Function
<u>2000</u>	<u>Support Services</u>	\$13,293.51	92,311.70	0.00	162,210.00	69,898.30	56.91	* Function
200	Employee Benefits	0.00	0.00	0.00	0.00	0.00	0.00	
<u>3696</u>	<u>Safe To Learn</u>	0.00	0.00	0.00	0.00	0.00	0.00	** Function
<u>3000</u>	<u>Community Services</u>	\$0.00	0.00	0.00	0.00	0.00	0.00	* Function
<u>50</u>	<u>I.M.R.F./Soc. Sec. Fund</u>	\$23,159.71	\$162,387.04	\$0.00	\$304,085.00	\$141,697.96	53.40	Fund

61

Expenditure Report

Printed: 2/5/2013 11:10 AM

PUTNAM COUNTY CUSD #535

Capital Projects Fund or Fund Group 60								
Function	2000	Support Services						
Function	2530	Function 2530						
Object	500	Capital Outlay						
Account	Description	M.T.D. Activity	Y.T.D. Activity	Open Encumb.	Current Budget	Budget Balance	% of Budget	State Account Number
500	Capital Outlay	0.00	0.00	0.00	0.00	0.00	0.00	
<u>2530</u>	<u>Function 2530</u>	0.00	0.00	0.00	0.00	0.00	0.00	** Function
<u>2000</u>	<u>Support Services</u>	\$0.00	0.00	0.00	0.00	0.00	0.00	* Function
600	Other Objects	0.00	21,712.89	0.00	0.00	(21,712.89)	0.00	
<u>8150</u>	<u>Prmnt Trnf From S&C</u>	0.00	21,712.89	0.00	0.00	(21,712.89)	0.00	** Function
<u>8000</u>	<u>Other Financing Uses</u>	\$0.00	21,712.89	0.00	0.00	(21,712.89)	0.00	* Function
<u>60</u>	<u>Capital Projects Fund or Fund Group</u>	\$0.00	\$21,712.89	\$0.00	\$0.00	(\$21,712.89)	0.00	Fund

62

Expenditure Report

Printed: 2/5/2013 11:10 AM

PUTNAM COUNTY CUSD #535

Working Cash Fund 70								
Function	8000	Other Financing Uses						
Function	8110	Permnt Trns Wrk Csh Abol						
Object	600	Other Objects						
Account	Description	M.T.D. Activity	Y.T.D. Activity	Open Encumb.	Current Budget	Budget Balance	% of Budget	State Account Number
600	Other Objects	0.00	0.00	0.00	0.00	0.00	0.00	
<u>8110</u>	<u>Permnt Trns Wrk Csh Abol</u>	0.00	0.00	0.00	0.00	0.00	0.00	** Function
600	Other Objects	0.00	0.00	0.00	0.00	0.00	0.00	
<u>8111</u>	<u>Permnt Trns Wrk Csh</u>	0.00	0.00	0.00	0.00	0.00	0.00	** Function
600	Other Objects	0.00	0.00	0.00	0.00	0.00	0.00	
<u>8120</u>	<u>Prmnt Trnf Int From Wrkcs</u>	0.00	0.00	0.00	0.00	0.00	0.00	** Function
<u>8000</u>	<u>Other Financing Uses</u>	\$0.00	0.00	0.00	0.00	0.00	0.00	* Function
<u>70</u>	<u>Working Cash Fund</u>	\$0.00	\$0.00	\$0.00	\$0.00	\$0.00	0.00	Fund

63

Expenditure Report

Printed: 2/5/2013 11:10 AM

PUTNAM COUNTY CUSD #535

Tort Immunity and Judgment Fund 80			
Function	1000	Instruction	
Function	1401	VOCATIONAL AG	
Object	100	Salaries	

64

Account	Description	M.T.D. Activity	Y.T.D. Activity	Open Encumb.	Current Budget	Budget Balance	% of Budget	State Account Number
100	Salaries	0.00	0.00	0.00	0.00	0.00	0.00	
1401	VOCATIONAL AG	0.00	0.00	0.00	0.00	0.00	0.00	** Function
100	Salaries	0.00	0.00	0.00	0.00	0.00	0.00	
1402	INDUSTRIAL ARTS	0.00	0.00	0.00	0.00	0.00	0.00	** Function
100	Salaries	0.00	0.00	0.00	0.00	0.00	0.00	
1700	Drivers Education Program	0.00	0.00	0.00	0.00	0.00	0.00	** Function
1000	Instruction	\$0.00	0.00	0.00	0.00	0.00	0.00	* Function
100	Salaries	442.88	3,584.56	0.00	0.00	(3,584.56)	0.00	
2134	Nurse Services	442.88	3,584.56	0.00	0.00	(3,584.56)	0.00	** Function
100	Salaries	0.00	0.00	0.00	0.00	0.00	0.00	
2320	Executive Adm. Serv	0.00	0.00	0.00	0.00	0.00	0.00	** Function
200	Employee Benefits	0.00	31,477.90	0.00	40,000.00	8,522.10	78.69	
2362	Workers Comp/Workers Occ Disease Acts Payments	0.00	31,477.90	0.00	40,000.00	8,522.10	78.69	** Function
200	Employee Benefits	0.00	2,577.00	0.00	20,000.00	17,423.00	12.89	
2363	Unemployment Insurance Act Payments	0.00	2,577.00	0.00	20,000.00	17,423.00	12.89	** Function
300	Purchased Services	0.00	46,664.00	0.00	50,000.00	3,336.00	93.33	
2364	Insurance Payments (regular or self-insurance)	0.00	46,664.00	0.00	50,000.00	3,336.00	93.33	** Function
300	Purchased Services	366.25	3,041.25	0.00	20,000.00	16,958.75	15.21	
2369	Legal Services	366.25	3,041.25	0.00	20,000.00	16,958.75	15.21	** Function
300	Purchased Services	0.00	0.00	0.00	2,500.00	2,500.00	0.00	
2540	Function 2540	0.00	0.00	0.00	2,500.00	2,500.00	0.00	** Function
100	Salaries	0.00	0.00	0.00	0.00	0.00	0.00	
2542	Care & Upkeep Bldg Serv	0.00	0.00	0.00	0.00	0.00	0.00	** Function
100	Salaries	0.00	0.00	0.00	0.00	0.00	0.00	
2560	Food Services	0.00	0.00	0.00	0.00	0.00	0.00	** Function
2000	Support Services	\$809.13	87,344.71	0.00	132,500.00	45,155.29	65.92	* Function
80	Tort Immunity and Judgment Fund	\$809.13	\$87,344.71	\$0.00	\$132,500.00	\$45,155.29	65.92	Fund

Expenditure Report

Printed: 2/5/2013 11:10 AM

PUTNAM COUNTY CUSD #535

Fire Prevention/Life Safety 90								
Function	2000	Support Services						
Function	2548	L/S Capital Outlay						
Object	500	Capital Outlay						
Account	Description	M.T.D. Activity	Y.T.D. Activity	Open Encumb.	Current Budget	Budget Balance	% of Budget	State Account Number
500	Capital Outlay	0.00	0.00	0.00	0.00	0.00	0.00	
2548	L/S Capital Outlay	0.00	0.00	0.00	0.00	0.00	0.00	** Function
2000	Support Services	\$0.00	0.00	0.00	0.00	0.00	0.00	* Function
500	Capital Outlay	0.00	0.00	0.00	0.00	0.00	0.00	
4190	Other Pymnts Gov In State	0.00	0.00	0.00	0.00	0.00	0.00	** Function
4000	Nonprogrammed Charges	\$0.00	0.00	0.00	0.00	0.00	0.00	* Function
90	Fire Prevention/Life Safety	\$0.00	\$0.00	\$0.00	\$0.00	\$0.00	0.00	Fund
Report Total:		\$729,422.60	\$5,446,260.77	\$32,473.90	9,890,473.00	4,411,738.33	55.39	

65

Balance Sheet (by fund)

Printed: 2/5/2013 10:44 AM
 PUTNAM COUNTY CUSD #535

Account Number	Account Description	Balance Forward	Current Month	Current Balance
Fund: 10				
AP-Accrual-10	AP-Accrual for Fund 10	0.00	0.00	0.00
	Total	\$0.00	\$0.00	\$0.00
10-110-1	CASH IN BANKS	48,414.27	(26.35)	48,387.92
10-185-1	LONG TERM INVESTMENTS	0.00	0.00	0.00
10-111-1	IMPREST FUND	12,800.00	0.00	12,800.00
10-121-1	REGULAR INVESTMENT ED	4,549,705.72	(52,238.19)	4,497,467.53
10-131	PAYROLL CASH	0.00	0.00	0.00
10-199-1	EMPLOYEE COMPUTERS	486.36	(348.21)	138.15
10-122-1	FARNSWORTH INVESTMENT	0.00	0.00	0.00
	Total	\$4,611,406.36	(\$52,612.75)	\$4,558,793.61
10-457-1	Delete This Account	0.00	0.00	0.00
10-498-1	TEACHER RET 2.2	0.00	0.00	0.00
10-497-1	SUPPORT PERS. DUES	0.00	0.00	0.00
10-496-1	LOHMANS CAFE. PLAN	(5,696.13)	(509.34)	(6,205.47)
10-495-1	LIFE INS PAYABLE	0.00	0.00	0.00
10-493-1	MEDICARE INS. PAYABLE	0.00	0.00	0.00
10-490-1	Delete This Account	0.00	0.00	0.00
10-481-1	TEACHER RET. PAYABLE	0.00	0.00	0.00
10-460-1	DISABILITY INS. PAYABLE	0.00	0.00	0.00
10-458-1	Delete This Account	0.00	0.00	0.00
10-456-1	Delete This Account	0.00	0.00	0.00
10-455-1	Delete This Account	0.00	0.00	0.00
10-459-1	Delete This Account	0.00	0.00	0.00
10-454-1	Delete This Account	0.00	0.00	0.00
10-452-1	Delete This Account	0.00	0.00	0.00
10-411-1	LOAN TO LIFE SAFETY	0.00	0.00	0.00
10-431-1	ACCOUNTS PAYABLE	0.00	0.00	0.00
10-434-1	LOANS FROM WKG CASH FND	0.00	0.00	0.00
10-453-1	Delete This Account	0.00	0.00	0.00
	Total	(\$5,696.13)	(\$509.34)	(\$6,205.47)
10-706-1	NET PROFIT/LOSS	(1,414,625.93)	53,122.09	(1,361,503.84)
10-730-1	FUND BALANCE	(3,191,084.30)	0.00	(3,191,084.30)
	Total	(\$4,605,710.23)	\$53,122.09	(\$4,552,588.14)
	Total	\$0.00	\$0.00	\$0.00

Balance Sheet (by fund)

Printed: 2/5/2013 10:44 AM
 PUTNAM COUNTY CUSD #535

Account Number	Account Description	Balance Forward	Current Month	Current Balance
Fund: 20				
AP-Accrual-20	AP-Accrual for Fund 20	0.00	0.00	0.00
	Total	\$0.00	\$0.00	\$0.00
20-185-1	LONG TERM INVESTMENTS	0.00	0.00	0.00
20-184-1	LAND FUND INVESTMENT	0.00	0.00	0.00
20-183-1	TREE FUND INVESTMENTS	3,580.29	0.00	3,580.29
20-131	PAYROLL CASH	0.00	0.00	0.00
20-110-1	CASH IN BANKS	118,785.45	0.00	118,785.45
20-121-1	REGULAR INVESTMENT O/M	2,299,367.01	(65,419.81)	2,233,947.20
	Total	\$2,421,732.75	(\$65,419.81)	\$2,356,312.94
20-454-1	Delete This Account	0.00	0.00	0.00
20-456-1	Delete This Account	0.00	0.00	0.00
20-457-1	Delete This Account	0.00	0.00	0.00
20-458-1	Delete This Account	(24.54)	0.00	(24.54)
20-459-1	Delete This Account	0.00	0.00	0.00
20-497-1	SUPPORT PERS. DUES	0.00	0.00	0.00
20-453-1	Delete This Account	0.00	0.00	0.00
20-481-1	ANNUITIES PAYABLE	0.00	0.00	0.00
20-451	Delete This Account	0.00	0.00	0.00
20-431-1	ACCOUNTS PAYABLE	0.00	0.00	0.00
20-452-1	Delete This Account	0.00	0.00	0.00
	Total	(\$24.54)	\$0.00	(\$24.54)
20-730-1	FUND BALANCE	(2,375,156.72)	0.00	(2,375,156.72)
20-706-1	NET PROFIT/LOSS	(46,551.49)	65,419.81	18,868.32
	Total	(\$2,421,708.21)	\$65,419.81	(\$2,356,288.40)
	Total	\$0.00	\$0.00	\$0.00

Balance Sheet (by fund)

Printed: 2/5/2013 10:44 AM
 PUTNAM COUNTY CUSD #535

Account Number	Account Description	Balance Forward	Current Month	Current Balance
Fund: 30				
AP-Accrual-30	AP-Accrual for Fund 30	0.00	0.00	0.00
	Total	\$0.00	\$0.00	\$0.00
30-185-1	LONG TERM INVESTMENTS	0.00	0.00	0.00
30-110-1	CASH IN BANKS	0.00	0.00	0.00
30-121-1	REGULAR INVESTMENT B/I	0.00	0.00	0.00
	Total	\$0.00	\$0.00	\$0.00
30-431-1	ACCOUNTS PAYABLE	0.00	0.00	0.00
	Total	\$0.00	\$0.00	\$0.00
30-730-1	FUND BALANCE	0.00	0.00	0.00
30-706-1	NET PROFIT/LOSS	0.00	0.00	0.00
	Total	\$0.00	\$0.00	\$0.00
	Total	\$0.00	\$0.00	\$0.00

Balance Sheet (by fund)

Printed: 2/5/2013 10:44 AM
 PUTNAM COUNTY CUSD #535

Account Number	Account Description	Balance Forward	Current Month	Current Balance
Fund: 40				
AP-Accrual-40	AP-Accrual for Fund 40	0.00	0.00	0.00
	Total	\$0.00	\$0.00	\$0.00
40-110-1	CASH IN BANKS	(79.78)	0.00	(79.78)
40-121-1	REGULAR INVESTMENT TRANS	373,615.19	14,041.77	387,656.96
40-131	PAYROLL CASH	0.00	0.00	0.00
40-185-1	LONG TERM INVESTMENTS	0.00	0.00	0.00
	Total	\$373,535.41	\$14,041.77	\$387,577.18
40-453-1	Delete This Account	0.00	0.00	0.00
40-411-1	LOANS FROM W/C	0.00	0.00	0.00
40-452-1	Delete This Account	0.00	0.00	0.00
40-454-1	Delete This Account	0.00	0.00	0.00
40-456-1	Delete This Account	0.00	0.00	0.00
40-457-1	Delete This Account	0.00	0.00	0.00
40-481-1	EMPLOYEE INCENTIVE	0.00	0.00	0.00
40-451-1	Delete This Account	(0.33)	0.00	(0.33)
40-431-1	ACCOUNTS PAYABLE	0.00	0.00	0.00
	Total	(\$0.33)	\$0.00	(\$0.33)
40-706-1	NET PROFIT/LOSS	(91,796.16)	(14,041.77)	(105,837.93)
40-730-1	FUND BALANCE	(281,738.92)	0.00	(281,738.92)
	Total	(\$373,535.08)	(\$14,041.77)	(\$387,576.85)
	Total	\$0.00	\$0.00	\$0.00

Balance Sheet (by fund)

Printed: 2/5/2013 10:44 AM
 PUTNAM COUNTY CUSD #535

Account Number	Account Description	Balance Forward	Current Month	Current Balance
Fund: 50				
AP-Accrual-50	AP-Accrual for Fund 50	0.00	0.00	0.00
	Total	\$0.00	\$0.00	\$0.00
50-110-1	CASH IN BANKS	75,000.00	0.00	75,000.00
50-121-1	REGULAR INVESTMENT IMRF	132,471.18	151,155.96	283,627.14
50-185-1	IMRF-LONG TERM INVESTMEN	0.00	0.00	0.00
	Total	\$207,471.18	\$151,155.96	\$358,627.14
50-481-1	MEDICARE EMPLOYEE (10)	0.00	0.00	0.00
50-492-1	MEDICARE INS PAYABLE	0.00	0.00	0.00
50-457-1	Delete This Account	0.00	0.00	0.00
50-454-1	Delete This Account	0.00	0.00	0.00
50-431-1	ACCOUNTS PAYABLE	0.00	0.00	0.00
50-493-1	MEDICARE BOARD SHARE	0.00	0.00	0.00
	Total	\$0.00	\$0.00	\$0.00
50-730-1	FUND BALANCE	(186,393.03)	0.00	(186,393.03)
50-706-1	NET PROFIT/LOSS	(21,078.15)	(151,155.96)	(172,234.11)
	Total	(\$207,471.18)	(\$151,155.96)	(\$358,627.14)
	Total	\$0.00	\$0.00	\$0.00

Balance Sheet (by fund)

Printed: 2/5/2013 10:44 AM
 PUTNAM COUNTY CUSD #535

Account Number	Account Description	Balance Forward	Current Month	Current Balance
Fund: 60				
AP-Accrual-60	AP-Accrual for Fund 60	0.00	0.00	0.00
	Total	\$0.00	\$0.00	\$0.00
60-185-1	LONG TERM INVEST C/P	0.00	0.00	0.00
60-121-1	REG INVESTMENTS-CAP PROJ	0.00	0.00	0.00
60-110-1	CASH IN BANK-CAP PROJ	0.00	0.00	0.00
	Total	\$0.00	\$0.00	\$0.00
60-411-1	LOAN FROM W/C	0.00	0.00	0.00
60-431-1	A/P CAP PROJECTS	0.00	0.00	0.00
	Total	\$0.00	\$0.00	\$0.00
60-730-1	FUND BALANCE	(21,654.81)	0.00	(21,654.81)
60-706-1	NET PROFIT/LOSS	21,654.81	0.00	21,654.81
	Total	\$0.00	\$0.00	\$0.00
	Total	\$0.00	\$0.00	\$0.00

Balance Sheet (by fund)

Printed: 2/5/2013 10:44 AM
 PUTNAM COUNTY CUSD #535

Account Number	Account Description	Balance Forward	Current Month	Current Balance
Fund: 70				
AP-Accrual-70	AP-Accrual for Fund 70	0.00	0.00	0.00
	Total	\$0.00	\$0.00	\$0.00
70-121-1	REGULAR INVESTMENT WC	767,047.88	192.72	767,240.60
70-185-1	INVESTMENT LONG TERM WC	1,246,995.34	544.18	1,247,539.52
70-141-1	W/C INTERFUND LOANS	0.00	0.00	0.00
70-110-1	CASH IN BANKS	(13,983.08)	0.00	(13,983.08)
	Total	\$2,000,060.14	\$736.90	\$2,000,797.04
70-431-1	ACCOUNTS PAYABLE	0.00	0.00	0.00
70-411-1	LOANS TO LIFE SAFETY	0.00	0.00	0.00
	Total	\$0.00	\$0.00	\$0.00
70-730-1	FUND BALANCE	(1,941,792.58)	0.00	(1,941,792.58)
70-706-1	NET PROFIT/LOSS	(58,267.56)	(736.90)	(59,004.46)
	Total	(\$2,000,060.14)	(\$736.90)	(\$2,000,797.04)
	Total	\$0.00	\$0.00	\$0.00

Balance Sheet (by fund)

Printed: 2/5/2013 10:44 AM
 PUTNAM COUNTY CUSD #535

Account Number	Account Description	Balance Forward	Current Month	Current Balance
Fund: 80				
AP-Accrual-80	AP-Accrual for Fund 80	0.00	0.00	0.00
	Total	\$0.00	\$0.00	\$0.00
80-131	PAYROLL CASH	0.00	0.00	0.00
80-121-1	TORT-REG INVESTMENT	141,376.45	(745.46)	140,630.99
80-110-1	TORT-CASH IN BANKS	6,408.00	0.00	6,408.00
	Total	\$147,784.45	(\$745.46)	\$147,038.99
80-481	NON-CERT DUES	0.00	0.00	0.00
80-431-1	ACCOUNTS PAYABLE	0.00	0.00	0.00
	Total	\$0.00	\$0.00	\$0.00
80-730-1	FUND BALANCE	(233,675.14)	0.00	(233,675.14)
80-706-1	NET PROFIT/LOSS	85,890.69	745.46	86,636.15
	Total	(\$147,784.45)	\$745.46	(\$147,038.99)
	Total	\$0.00	\$0.00	\$0.00

Balance Sheet (by fund)

Printed: 2/5/2013 10:44 AM
PUTNAM COUNTY CUSD #535

Account Number	Account Description	Balance Forward	Current Month	Current Balance
Fund: 90				
AP-Accrual-90	AP-Accrual for Fund 90	0.00	0.00	0.00
	Total	\$0.00	\$0.00	\$0.00
90-185-1	LONG TERM L/S	0.00	0.00	0.00
90-121-1	REGULAR INVESTMENT L/S	443,306.69	167.79	443,474.48
90-110-1	CASH IN BANK-LIFE SAFETY	(120,000.00)	0.00	(120,000.00)
	Total	\$323,306.69	\$167.79	\$323,474.48
90-411-1	LOAN DUE TO EDUCATION	0.00	0.00	0.00
90-481-1	IL WITHHOLDING TAX PAY	0.00	0.00	0.00
90-457-1	Delete This Account	0.00	0.00	0.00
90-452-1	Delete This Account	0.00	0.00	0.00
90-412-1	LOAN DUE TO WORKING CASH	0.00	0.00	0.00
90-431-1	ACCOUNTS PAYABLE	0.00	0.00	0.00
	Total	\$0.00	\$0.00	\$0.00
90-706-1	NET PROFIT/LOSS	(58,732.41)	(167.79)	(58,900.20)
90-730-1	FUND BALANCE	(264,574.28)	0.00	(264,574.28)
	Total	(\$323,306.69)	(\$167.79)	(\$323,474.48)
	Total	\$0.00	\$0.00	\$0.00

Fund Balance Report

Printed: 2/5/2013 10:58 AM

PUTNAM COUNTY CUSD #535

Fund	Description	Month to Date		Year to Date		YTD Change	Fund Balance	
		Expense	Income	Expense	Income		Start of Year	Current
10	Education Fund	573,004.36	519,882.27	4,135,758.60	5,497,262.44	1,361,503.84	3,191,084.30	4,552,588.14
20	Oper, Build, & Maint Fund	65,988.79	568.98	678,246.75	659,378.43	(18,868.32)	2,375,156.72	2,356,288.40
40	Transportation Fund	66,460.61	80,502.38	360,810.78	466,648.71	105,837.93	281,738.92	387,576.85
50	I.M.R.F./Soc. Sec. Fund	23,159.71	174,315.67	162,387.04	334,621.15	172,234.11	186,393.03	358,627.14
60	Capital Projects Fund or Fund Group	0.00	0.00	21,712.89	58.08	(21,654.81)	21,654.81	0.00
70	Working Cash Fund	0.00	736.90	0.00	59,004.46	59,004.46	1,941,792.58	2,000,797.04
80	Tort Immunity and Judgment Fund	809.13	63.67	87,344.71	708.56	(86,636.15)	233,675.14	147,038.99
90	Fire Prevention/Life Safety	0.00	167.79	0.00	58,900.20	58,900.20	264,574.28	323,474.48
		<u>\$729,422.60</u>	<u>\$776,237.66</u>	<u>\$5,446,260.77</u>	<u>\$7,076,582.03</u>	<u>\$1,630,321.26</u>	<u>\$8,496,069.77</u>	<u>\$10,126,391.04</u>

75



Putnam County Primary School

**400 E. Silverspoon Ave.
Granville, IL 61326**

**Phone Number 1-815-882-2800
Fax Number 1-815-882-2801**

ACTIVITY FUND REPORT JANUARY

January 31, 2013

Beginning Balance January 1, 2013 \$8202.88

DEPOSITS \$1008.71
1/09 - \$912.81 Box Tops
1/15 - \$95.90 Pepsi Machine

EXPENDITURES -243.66
1/14 ck# 617- \$72.79 Pepsi
1/22 ck# 618- \$50.87 SmileMakers (supplies for Dr. Seuss's Bday)
1/23 ck# 619- \$120.00 Starved Rock Region IPA
(student recognition breakfast)

Ending Balance January 31, 2013 \$8967.93

***Where all students will learn and succeed and all means ALL
Principal—Mrs. Ronda Cross
Secretary—Mrs. Angelina Migliorini***



Putnam County Primary School

**400 E. Silverspoon Ave.
Granville, IL 61326**

**Phone Number 1-815-882-2800
Fax Number 1-815-882-2801**

IMPREST FUND REPORT JANUARY

January 31, 2012

Maximum Balance	\$1,500.00
Less Expenditures	\$-418.00

DEPOSITS	\$738.00
----------	----------

EXPENDITURES	
1/7 \$219 Ck # 587 – Institute for Educational Development (Edens workshop)	
1/8 \$199 Ck # 588 – IXL Subscription Dept (Medicaid)	
	\$-418.00

Request for Reimbursement	\$418.00
---------------------------	----------

***Where all students will learn and succeed and all means ALL
Principal—Mrs. Ronda Cross
Secretary—Mrs. Angelina Migliorini***

PCES Activity Fund January 2013

Beginning Balance January 1, 2013	\$10926.65
Deposits January 2013	820.20
Expenditures January 2013	<u>346.29</u>
Ending Balance January 31, 2013	\$11400.56

Deposits

January 16, 2013 Boxtops (578.20) & Soda (113.00)	\$691.20
January 30, 2013 Lifetouch	\$129.00

Expenditures

1/08/13	#1146 – Cosgrove Distributors - Concessions	\$114.95
1/16/13	#1147 – Pepsi – Soda	\$221.83
1/18/13	#1148 – Hennepin Food Mart – Ice	\$9.51

Total Expenditures	\$346.29
--------------------	----------

PCES Imprest Fund Report January 2013

Beginning Balance January 01, 2013	\$ 934.70
Reimbursement for December 2012	<u>565.30</u>
Total	\$1,500.00
Less January 2013 expenditures	116.72
Balance January 31, 2012	\$ 1383.28
Request for reimbursement	116.72
Attain Maximum Balance	\$1,500.00

Deposits

1/30/2013	Reimbursement for December 2012	\$565.30
-----------	---------------------------------	----------

Expenditures

1/10/2013	#3133 – ROE 51 for Mike Olson Professional Development Meeting	85.00
1/16/2013	#3134 – Country Stop Admin Lunch	31.72

Total Expenditures	\$116.72
--------------------	----------

Request for reimbursement	\$116.72
---------------------------	----------

Putnam County Junior High School
 Imprest Fund
 January, 2013
 Account #010-146

Beginning Balance	\$ 2,122.14
Replenishment Request	<u>677.86</u>
Attain Maximum Balance	\$ 2,800.00
Less Expenditures	<u>\$ 1,581.00</u>
Balance	\$ 1,219.00
Replenishment Request	<u>\$ 1,581.00</u>
Attain Maximum Balance	\$ 2,800.00

<u>Check</u>	<u>Date</u>	<u>To Whom</u>	<u>Account #</u>	<u>Reason</u>	<u>Amount</u>
5110	01/09	Rick Michael	10-1501-319-3	Boys BB official	50.00
5111	01/09	Randy Pozzi	10-1501-319-3	Boys BB official	50.00
5112	01/09	Trinity Catholic	10-1501-640-3	Volleyball Tournament	50.00
5113	01/15	Afton Sarata	10-1501-319-3	Volleyball official	40.00
5114	01/15	Holly Rapp	10-1501-319-3	volleyball official	40.00
5115	01/17	Taylor Erjavsek	10-1501-319-3	volleyball official	30.00
5116	01/17	Dylan Thompson	10-1501-319-3	volleyball official	30.00
5117	01/18	Doug Phillips	10-1501-319-3	Boys BB official	50.00
5118	01/18	Danny Nelson	10-1501-319-3	Boys BB official	50.00
5119	01/22	IRC confernce	registration fee,	Ibarra, Carboni, Byers	741.00
5120	01/24	Charles Thomas	10-1501-319-3	volleyball official	60.00
5121	01/24	Joe Mcguire	10-1501-319-3	volleyball official	60.00
5122	VOID				
5123	01/24	Alex Staterau	10-1501-125-3	athletic worker	90.00
5124	01/25	Dylan Thompson	10-1501-319-3	volleyball official	30.00
5125	01/25	Taylor Erjavsek	10-1501-319-3	volleyball official	30.00
5126	01/29	Dylan Thompson	10-1501-319-3	volleyball official	30.00
5127	01/29	Taylor Erjavsek	10-1501-319-3	volleyball official	30.00
5128	01/30	Holli Rapp	10-1501-319-3	volleyball official	60.00
5129	01/31	Dave Carter	10-1501-319-3	volleyball official	60.00

expenditures	1,581.00
Replenishment request	1,581.00

Carl Carlson, Principal

Sandra A. Troglio, Secretary

Putnam County Junior High School
PCJH Cheerleading
January, 2013
Account #138-258

Beginning Balance	\$	467.37
Transfers In		<u>00.00</u>
Subtotal		467.37
Less Expenditures		<u>00.00</u>
Balance		467.37

<u>Check#</u>	<u>Date</u>	<u>To Whom</u>	<u>Reason</u>	<u>Amount</u>
---------------	-------------	----------------	---------------	---------------

Carl Carlson, Principal

Sandra A. Troglio, Secretary

Putnam County Junior High School
 PCJH Girls Athletic Fund
 January, 2013
 Account #010-707

Beginning Balance	\$ 4,434.91
Transfers In	<u>00.00</u>
Subtotal	4,434.91
Less Expenditures	<u>995.18</u>
Balance	3,439.73

<u>Check #</u>	<u>Date</u>	<u>To Whom</u>	<u>Reason</u>	<u>Amount</u>
504	01/09	Jimmy Johns	subs	\$ 39.00
505	01/17	Angelos	pizza	52.95
506	01/19	Dave Carter	official	150.00
507	01/19	Ed Derix	official	150.00
508	01/19	Holli Rapp	official	150.00
509	01/19	Lisa Errio	official	150.00
510	01/30	Tom Fulkerson	official	45.00
511	01/30	Ed Derix	official	45.00
512	01/30	Phil Haugens	official	45.00
513	01/30	Caseys	pizza	56.63
514	01/31	IESA	gate	111.60

Carl Carlson, Principal

Sandra A. Troglio, Secretary

Putnam County Junior High School
Puma Crew
January, 2013
Account #010-561

Beginning Balance	\$ 2,374.62
Transfers In	<u>0.00</u>
Subtotal	2,374.62
Less Expenditures	<u>560.59</u>
Balance	\$1,814.03

<u>To Whom</u>	<u>Reason</u>	<u>Amount</u>
Walmart	Tournament Concession Food	\$56.73
Student Council	Drinks	\$322.12
Cosgrove	Candy	\$125.76

Carl Carlson, Principal

Brooke Byer/Connie
Hartman, Advisors

Putnam County Junior High School
 PCJH Staff Soda
 Janaury, 2013
 Account #010-650

Beginning Balance	\$ 1,134.56
Transfers In	<u>5,229.76</u>
Subtotal	6,364.32
Less Expenditures	<u>363.81</u>
Balance	6,000.51

<u>Check #</u>	<u>Date</u>	<u>To Whom</u>	<u>Reason</u>	<u>Amount</u>
1221	01/07	Water Pros	water	\$ 15.24
1222	01/22	Pepsi	soda	270.30
1223	01/23	Water Pros	water	17.77
1224	01/25	Apollo Theater	field trip	60.50

 Carl Carlson, Principal

 Sandra A. Troglio, Secretary

Putnam County Junior High School
 Student Council
 January, 2013
 Account #138-096

Beginning Balance	\$ 935.42
Transfers In	<u>952.00</u>
Subtotal	\$ 1887.42
Less Expenditures	<u>435.69</u>
Balance	\$ 1451.73

<u>Check #</u>	<u>Date</u>	<u>To Whom</u>	<u>Reason</u>	<u>Amount</u>
887	1-11	Cosgrove Dist.	Candy/popcorn for concess.	350.56
888	1-13	Walmart	Soda for concess.	39.86
889	1-16	Walmart	VB tourney concess.	45.27

Carl Carlson, Principal

Amy Carboni, Sponsor

Putnam County Junior High School
 PCJH Activity Fund
 January, 2013

<u>Account name & #</u>	<u>Beginning Bal</u>	<u>Transfer In</u>	<u>Transfer Out</u>	<u>Ending Bal.</u>
PCJH Cheerleading 138-258	\$ 467.37	00.00	00.00	\$ 467.37
PCJH Girls Athletic 010-707	4,434.91	00.00	995.18	3,439.73
PCJH Puma Crew 010-561	2,374.62	00.00	560.59	1,814.03
Staff Soda 010-650	1,134.56	5,229.76	363.81	6,000.51
PCJH Student Council 138-096	935.42	952.000	435.69	1,451.73

 Carl Carlson, Principal

 Sandra A. Troglia, Secretary

PUTNAM COUNTY HIGH SCHOOL

Imprest Fund

Bob Peterson, Principal

Balance December 31, 2012	\$1248.00
Replenishment Requested	\$3752.00
 Maximum Balance	 \$5000.00
January Expenditures	\$2314.39
 Balance January 31, 2012	 \$2685.61
Replenishment Requested	\$2314.39
 Attain Maximum Balance	 \$5000.00

EXPENDITURES

John Diesbach	10-1501-319-2	GBB Official	\$90.00
Bill Andreoni	10-1501-319-2	GBB Official	\$90.00
Steve Mozina	10-1501-319-2	GBB Official	\$90.00
Rock Island Reg Office Of Education		Workshop Bob/Carl	\$170.00
Kevin Carrino	10-1501-319-2	Wrestling	\$140.00
Chris Craft	10-1501-319-2	Wrestling	\$140.00
Ordered checks	10-1113-410-2	auto debit	\$47.30
Doug Phillips	10-1501-319-2	Fr. BB Official	\$50.00
Pat Heiden	10-1501-319-2	Fr. BB Official	\$50.00
Rick Moore	10-1501-319-2	JVBB Official	\$55.00
Doug Rose	10-1501-319-2	JVBB Official	\$55.00
John Deisbeck	10-1501-319-2	Varsity Official	\$68.00
Steve Mozina	10-1501-319-2	Varsity Official	\$68.00
Bill Andreoni	10-1501-319-2	Varsity Official	\$68.00
Herff Jones	cash for check	graduation	\$43.09
Regional office of Educ.	Title II	I-Pad Basics WS	\$170.00
Neil Richmond	10-1501-319-2	Wrestling official	\$175.00
Mark Downey	10-1501-319-2	Wrestling official	\$175.00
Pat Bales	1015-01-640-2	cheerleading comp.	\$30.00
Joe Stachowicz	10-1501-319-2	GBB Official	\$90.00
Gary Shroeder	10-1501-319-2	GBB Official	\$90.00
Pat Griggs	10-1501-319-2	GBB Official	\$90.00
Joe Stachowicz	10-1501-319-2	GBB Official	\$90.00
Gary Shroeder	10-1501-319-2	GBB Official	\$90.00
Pat Griggs	10-1501-319-2	GBB Official	\$90.00
		Total	<u>\$2314.39</u>

TOTAL EXPENDITURES \$2314.39

SUPERINTENDENT IMPREST
January 2013

BANK BALANCE	1238.50
REPLENISHMENT REQUEST	<u>761.50</u>
BANK BALANCE	2000.00

2864	10-2310-640-6	IL State Police-Fingerprints	36.50
2865	10-1501-319-2	Joel Gerdovich-BB Official	55.00
2866	10-1501-319-2	Pat Griggs-BB Official	55.00
2867	10-1501-319-2	Joe Burgoni-BB Official	68.00
2868	10-1501-319-2	Bernie Moore-BB Official	68.00
2869	10-1501-319-2	Larry Laou-BB Official	68.00
2870	10-1501-319-2	Joe Stachowicz-BB Official	50.00
2871	10-1501-319-2	Garry Schroeder-BB Official	50.00
2872	10-2410-341-1	US Postal-Stamps	90.00
2873	10-1115-640-1	Princeton HS-Music & Band	161.00
2874	10-2110-640-1	IASSW-Tricia Both Dues	<u>60.00</u>

TOTAL	761.50
-------	--------

Putnam County Comm. Unit School Dist. #535

Treasurers Report January 31, 2013

PAGE 1 OF 2	EDUCATION	O/M	TRANSPORT	IMRF	C/P	W/C	TORT	L/S	TOTALS
Cash/Invest. Begin Month	\$4,605,710.23	\$2,421,708.21	\$373,535.08	\$207,471.18	\$0.00	\$2,000,060.14	\$147,784.45	\$323,306.69	\$10,079,575.98
Receipts	\$519,882.27	\$568.98	\$80,502.38	\$174,315.67	\$0.00	\$736.90	\$63.67	\$167.79	\$776,237.66
Disbursements	\$573,004.36	\$65,988.79	\$66,460.61	\$23,159.71	\$0.00	\$0.00	\$809.13	\$0.00	\$729,422.60
Cash/Invest. End Month	\$4,552,588.14	\$2,356,288.40	\$387,576.85	\$358,627.14	\$0.00	\$2,000,797.04	\$147,038.99	\$323,474.48	\$10,126,391.04
CASH IN BANKS									
Granville National Bank	\$21,063.97	\$0.00	\$0.00	\$0.00	\$0.00	\$0.00	\$0.00	\$0.00	\$21,063.97
First State Bank	\$16,964.26	\$82,850.79	(\$79.78)	\$75,000.00	\$0.00	(\$13,983.08)	\$6,408.00	(\$120,000.00)	\$47,160.19
North Central Bank	\$10,359.69	\$35,934.66	\$0.00	\$0.00	\$0.00	\$0.00	\$0.00	\$0.00	\$46,294.35
Total Cash in Banks	\$48,387.92	\$118,785.45	(\$79.78)	\$75,000.00	\$0.00	(\$13,983.08)	\$6,408.00	(\$120,000.00)	\$114,518.51
MONEY MARKET ACCTS.									
Granville National Bank	\$459,023.59	\$58,795.48	\$8,343.44	\$0.00	\$0.00	\$0.00	\$4,895.19	\$0.00	\$531,057.70
Rate 0.25%									
First State Bank	\$842,435.99	\$422,663.92	\$240,736.84	\$85,815.01	\$0.00	\$88,824.83	\$108,146.71	\$268,178.39	\$2,056,801.69
Rate 0.40%									
North Central Bank	\$2,695,140.41	\$1,752,487.80	\$138,576.68	\$197,812.13	\$0.00	\$678,415.77	\$27,589.09	\$175,296.09	\$5,665,317.97
Rate 0.30%									
Eureka Savings	\$250,234.98								\$250,234.98
Rate 0.60%									
Peru Federal Savings	\$250,097.36								\$250,097.36
Rate 0.30%									
USBank	\$535.20								\$535.20
Total Money Market Accts.	\$4,497,467.53	\$2,233,947.20	\$387,656.96	\$283,627.14	\$0.00	\$767,240.60	\$140,630.99	\$443,474.48	\$8,754,044.90

68

Putnam County Comm. Unit School Dist. #535

Treasurers Report January 31, 2013

PAGE 2 OF 2	EDUCATION	O/M	TRANSPORT	IMRF	C/P	W/C	TORT	L/S	TOTALS
C/D INVESTMENTS									
Granville National Bank									
									\$0.00
									\$0.00
									\$0.00
									\$0.00
									\$0.00
First State Bank									
28632 02/27/13 0.65%						\$332,359.60			\$332,359.60
29164 05/13/13 0.75%						\$709,195.84			\$709,195.84
30451 11/17/13 0.53%						\$205,984.08			\$205,984.08
									\$0.00
									\$0.00
North Central Bank									
									\$0.00
									\$0.00
									\$0.00
									\$0.00
									\$0.00
Auditor Adjustments									
Tree Fund		\$3,580.29							\$3,580.29
Assets	\$12,938.15								\$12,938.15
Adjustments	\$0.01								\$0.01
Liabilities	(\$6,205.47)	(\$24.54)	(\$0.33)						(\$6,230.34)
TOTAL CASH & INVESTMENT	\$4,552,588.14	\$2,356,288.40	\$387,576.85	\$358,627.14	\$0.00	\$2,000,797.04	\$147,038.99	\$323,474.48	\$10,126,391.04

06

CERTIFIED CORRECT

Alex T. Rolando

01/31/13

**Putnam County High School
February Principal Report
2/19/13**

Grade Point Average

Our school district has been using two systems to do our school business. The two systems we have been using are SDS (Student Data System) and Teacherease (Common Goal System). The SDS system does our attendance and attendance letters, calculates weighted GPA, does discipline, SIS (student information system) reports, scheduling, and does our report cards. We use teacherease for our teacher grading system. This system now allows us to e-mail parents, e-mail students, post grades to the internet, and lesson plans. We would like to go to one Student Management System that system is Common Goals. It does everything that SDS does except figure our Grade Point System. Our grade point system is the only one of its kind. It adds up the grade point, takes the number of weighted classes and multiplies by 0.026 then adds that to the total GPA and that gives you your total GPA for the semester. I have checked around and would like to go to a 4 point scale and add 1 point for weighted classes. The following scale would be used:

- 94 – 100 = A = 4 weighted =5
- 87 – 93 = B = 3 weighted =4
- 77 – 86 = C = 2 weighted = 3
- 70 – 76 = D = 1 weighted = 2
- Below 70 = F = 0

School	Scale	Weighted
Streator	4 + and -	Yes +1
Mendota	4	No
Ottawa	4	Yes +1
Princeton	4	No
Midland	5	Yes +1
Paw Paw	4 Conversion	Yes 3%
L-P	4	Yes
Fieldcrest	4	Yes
Delavan	4	
Bureau Valley	4	Yes 5 + and –
Seneca	4	Yes
Galva	4	No
Amboy	4	
Hall	5	Yes
Henry	4/5	Yes
LaMoille	4	yes
R-B	12	Yes
IVC	4	yes

Information from invoices comparing, Common Goals, SDS, Lunch Box:

Lunch Box			\$1737.00	
SDS			\$4030.00	
Common Goals	PD users	Fee		Yearly Fee
Teacherease Gradebook	55	\$53.04		\$2917.20
Teacherease Lesson Plans				
Curriculum Mapping	54	\$50.00		\$2700.00
Administrators	5	\$53.04		\$ 265.20
Total				\$11649.40

Common Goals	PD users	Fee		Yearly Fee
Teacherease Gradebook	57	\$50.00		\$2850.00
Teacherease Lesson Plans				
Curriculum Mapping	57	\$25.00		\$1425.00
Administrators	9	\$50.00		\$ 450.00
School Insight Core				
Student Management	901	\$3.50		\$3153.50
Demographics				
Basic Scheduling				
Attendance				
Grade Reporting				
Tuition & Fees				
School Insight Lunch	901	\$0.75		\$675.75
School Insight Discipline	901	\$0.75		\$675.75
School Insight Adv. Scheduling	271	\$0.75		\$203.25
School Insight Health Records	901	\$0.75		\$675.75
On site Training Days	2	\$750.00		\$1500.00
				\$11609.00

Teacher Enrollments

The following teachers and their enrollment numbers 2nd semester 2012-13 school year

<u>David Myers</u>		<u>Natalie Hulstrom</u>	
Integrated Science I	6	Chorus	23
Integrated Science I	14	Band	<u>23</u>
Integrated Science II	8	Total	46
Integrated Science II	4		
Sociology	<u>20</u>	<u>Samantha Fifer</u>	
Total	52	Consumer Ed	18
		Foods 2	17
		Foods 2	17
		Consumer Ed	24
		Parenting	23
		Intro to Fam & Cons Sci	<u>16</u>
		Total	115

<u>Ray Bolin</u>	
Computer Applications I	10
Computer Applications I	13
Computer Applications I	16
Accounting	<u>3</u>
Total	42

<u>Vanessa Goslin</u>	
Art Illustrator	20
Art Illustrator	21
Art 3D	25
Art 3D	<u>22</u>
Total	88

<u>Jeff Harris</u>	
Computer Aided Drafting	8
Construction Skills 2	15
Construction Skills 2	12
Intro to Automotive	20
Intro to Technology	24
Intro to Engineering	<u>13</u>
Total	92

<u>John Heiser</u>	
Ag Business	5
Ag Science	17
Ag Technology	13
Intro to Agriculture	24
Adv Welding & Metals	5
Horticulture	<u>8</u>
Total	72

ACT Prep

Our first day of ACT prep was Wednesday, January, 30. English/Reading was our first subject and we had 19 students in attendance. Wednesday, February 6, we had a total of 5 students show up for the math ACT prep and we have 0 signed up for ACT science scheduled for February, 13. We alternate the subject every Wednesday, let's hope we will start to see more interest.

Evaluations

All evaluations will be completed this week and filed in the district office. Our young teachers are showing growth and continue to improve.

Extra-curricular

Our basketball programs have had great success. The boys claimed the championship of the Tri-County Conference Tournament by defeating Hall, Friday night January 25th. On Friday night February 8th, our boys went to Spring Valley and defeated Hall that clinch a tie for the Tri-County Conference. This is the 3rd year in a row that the boys have at least clinched a tie for the conference. Great Job coach Nauman and boys. Not to play second fiddle but our girls’ basketball team won an IHSA Regional that we haven’t done in 30 years. We went to the sectional but lost finishing the season with a record of 24 wins against just 5 losses. Congrats goes out to Coach Barnett and the girls. Our wrestling team finished with 13 wins and 12 losses. Two wrestlers, Dylan Croisant and Lucas Foockle, advanced into sectional competition. That is the farthest any wrestler of ours has gone!! Great Job!!

Star Math and Star Reading Winter Benchmarks

Class of 2013					
Grade 9	Fall Math	Grade 9	Winter Math	Grade 9	Spring Math
Students		Students	64	Students	
At/Above		At/Above	39 61%	At/Above	
Below 40		Below 40	12 19%	Below 40	
Below 25		Below 25	7 11%	Below 25	
Below 10		Below 10	6 9%	Below 10	
Grade 9	Fall Reading	Grade 9	Winter Reading	Grade 9	Spring Reading
Students	52	Students	64	Students	
At/Above	27 52%	At/Above	28 44%	At/Above	
Below 40	13 25%	Below 40	19 30%	Below 40	
Below 25	12 23%	Below 25	8 13%	Below 25	
Below 10		Below 10	9 14%	Below 10	
Grade 10	Fall Math	Grade 10	Winter Math	Grade 10	Spring Math
Students	64	Students	67	Students	
At/Above	38 59%	At/Above	43 64%	At/Above	49 72%
Below 40	12 19%	Below 40	5 7%	Below 40	7 10%
Below 25	11 17%	Below 25	11 16%	Below 25	7 10%
Below 10	3 5%	Below 10	8 12%	Below 10	5 7%
Grade 10	Fall Reading	Grade 10	Winter Reading	Grade 10	Spring Reading
Students	61	Students	65	Students	
At/Above	36 59%	At/Above	40 62%	At/Above	42 62%
Below 40	16 26%	Below 40	10 15%	Below 40	9 13%
Below 25	8 13%	Below 25	7 11%	Below 25	12 18%
Below 10	1 2%	Below 10	8 12%	Below 10	5 7%
Grade 11	Fall Math	Grade 11	Winter Math	Grade 11	Spring Math

Students		58	Students	72	Students	
At/Above	39	67%	At/Above	49	68%	At/Above
Below 40	8	14%	Below 40	10	14%	Below 40
Below 25	8	14%	Below 25	6	8%	Below 25
Below 10	3	5%	Below 10	7	10%	Below 10

Grade 11	Fall Reading		Grade 11	Winter Reading		Grade 11	Spring Reading
Students		60	Students	72		Students	
At/Above	37	62%	At/Above	38	53%	At/Above	
Below 40	12	20%	Below 40	17	24%	Below 40	
Below 25	4	7%	Below 25	13	18%	Below 25	
Below 10	7	12%	Below 10	4	6%	Below 10	

Grade 12	Fall Math		Grade 12	Winter Math		Grade 12	Spring Math
Students		41	Students		34	Students	
At/Above	34	83%	At/Above	27	79%	At/Above	
Below 40	3	7%	Below 40	3	09%	Below 40	
Below 25	2	5%	Below 25	3	09%	Below 25	
Below 10	2	5%	Below 10	1	01%	Below 10	

Grade 12	Fall Reading		Grade 12	Winter Reading		Grade 12	Spring Reading
Students		61	Students		51	Students	
At/Above	43	70%	At/Above	30	59%	At/Above	
Below 40	12	20%	Below 40	8	16%	Below 40	
Below 25	3	5%	Below 25	7	14%	Below 25	
Below 10	3	5%	Below 10	6	12%	Below 10	

Class of 2014

Grade 9	Fall Math		Grade 9	Winter Math		Grade 9	Spring Math
Students		71	Students		75	Students	
At/Above	42	59%	At/Above	46	61%	At/Above	43 57%
Below 40	12	17%	Below 40	4	5%	Below 40	12 16%
Below 25	9	13%	Below 25	11	15%	Below 25	10 13%
Below 10	8	11%	Below 10	14	19%	Below 10	11 14%

Grade 9	Fall Reading		Grade 9	Winter Reading		Grade 9	Spring Reading
---------	--------------	--	---------	----------------	--	---------	----------------

Students		64	Students		76	Students	
At/Above	39	61%	At/Above	37	49%	At/Above	39
Below 40	12	19%	Below 40	16	21%	Below 40	17
Below 25	11	17%	Below 25	17	22%	Below 25	10
Below 10	2	3%	Below 10	6	8%	Below 10	10

Grade 10 Students	Fall Math		Grade 10 Students	Winter Math		Grade 10 Students	Spring Math
At/Above	48	62%	At/Above	30	67%	At/Above	49
Below 40	6	8%	Below 40	6	13%	Below 40	11
Below 25	12	16%	Below 25	5	11%	Below 25	8
Below 10	11	14%	Below 10	4	9%	Below 10	8

Grade 10 Students	Fall Reading		Grade 10 Students	Winter Reading		Grade 10 Students	Spring Reading
At/Above	44	56%	At/Above	43	57%	At/Above	43
Below 40	17	22%	Below 40	14	18%	Below 40	17
Below 25	10	13%	Below 25	14	18%	Below 25	12
Below 10	7	9%	Below 10	5	7%	Below 10	3

Grade 11 Students	Fall Math		Grade 11 Students	Winter Math		Grade 11 Students	Spring Math
At/Above	54	69%	At/Above	58	74%	At/Above	
Below 40	10	13%	Below 40	6	8%	Below 40	
Below 25	6	8%	Below 25	10	13%	Below 25	
Below 10	8	10%	Below 10	4	5%	Below 10	

Grade 11 Students	Fall Reading		Grade 11 Students	Winter Reading		Grade 11 Students	Spring Reading
At/Above	43	55%	At/Above	40	60%	At/Above	
Below 40	18	23%	Below 40	12	18%	Below 40	
Below 25	13	17%	Below 25	11	16%	Below 25	
Below 10	4	5%	Below 10	4	6%	Below 10	

Grade 12 Students	Fall Math		Grade 12 Students	Winter Math		Grade 12 Students	Spring Math
At/Above			At/Above			At/Above	
Below 40			Below 40			Below 40	
Below 25			Below 25			Below 25	
Below 10			Below 10			Below 10	

Grade 12 Students	Fall Reading		Grade 12 Students	Winter Reading		Grade 12 Students	Spring Reading
-------------------	--------------	--	-------------------	----------------	--	-------------------	----------------

Students
At/Above
Below 40
Below 25
Below 10

Students
At/Above
Below 40
Below 25
Below 10

Students
At/Above
Below 40
Below 25
Below 10

Class of 2015

Grade 9
Students
At/Above
Below 40
Below 25
Below 10

Fall Math
68
42 62%
10 15%
9 13%
7 10%

Grade 9
Students
At/Above
Below 40
Below 25
Below 10

Winter Math
51
31 61%
5 10%
10 20%
5 10%

Grade 9
Students
At/Above
Below 40
Below 25
Below 10

Spring Math
51 75%
8 12%
5 7%
4 6%

Grade 9
Students
At/Above
Below 40
Below 25
Below 10

Fall Reading
68
42 62%
14 21%
5 7%
7 10%

Grade 9
Students
At/Above
Below 40
Below 25
Below 10

Winter Reading
67
37 55%
11 16%
13 19%
6 9%

Grade 9
Students
At/Above
Below 40
Below 25
Below 10

Spring Reading
36 54%
12 18%
13 19%
6 9%

Grade 10
Students
At/Above
Below 40
Below 25
Below 10

Fall Math
71
54 76%
11 15%
3 4%
3 4%

Grade 10
Students
At/Above
Below 40
Below 25
Below 10

Winter Math
72
59 82%
5 07%
7 10%
1 01%

Grade 10
Students
At/Above
Below 40
Below 25
Below 10

Spring Math

Grade 10
Students
At/Above
Below 40
Below 25
Below 10

Fall Reading
71
43 61%
8 11%
14 20%
6 8%

Grade 10
Students
At/Above
Below 40
Below 25
Below 10

Winter Reading
60
31 52%
15 25%
10 17%
4 7%

Grade 10
Students
At/Above
Below 40
Below 25
Below 10

Spring Reading

Grade 11 Students At/Above Below 40 Below 25 Below 10	Fall Math	Grade 11 Students At/Above Below 40 Below 25 Below 10	Winter Math	Grade 11 Students At/Above Below 40 Below 25 Below 10	Spring Math
Grade 11 Students At/Above Below 40 Below 25 Below 10	Fall Reading	Grade 11 Students At/Above Below 40 Below 25 Below 10	Winter Reading	Grade 11 Students At/Above Below 40 Below 25 Below 10	Spring Reading

Grade 12 Students At/Above Below 40 Below 25 Below 10	Fall Math	Grade 12 Students At/Above Below 40 Below 25 Below 10	Winter Math	Grade 12 Students At/Above Below 40 Below 25 Below 10	Spring Math
Grade 12 Students At/Above Below 40 Below 25 Below 10	Fall Reading	Grade 12 Students At/Above Below 40 Below 25 Below 10	Winter Reading	Grade 12 Students At/Above Below 40 Below 25 Below 10	Spring Reading

		Class of 2016			
Grade 9 Students At/Above	Fall Math	66	Grade 9 Students At/Above	Winter Math	Grade 9 Students At/Above
	41 62%			47 72%	65

Below 40	12 18%	Below 40	6 09%	Below 40
Below 25	7 11%	Below 25	4 06%	Below 25
Below 10	6 9%	Below 10	8 12%	Below 10

Grade 9 Students	Fall Reading	66	Grade 9 Students	Winter Reading	65	Grade 9 Students
At/Above	29 44%		At/Above	34 52%		At/Above
Below 40	19 29%		Below 40	12 18%		Below 40
Below 25	8 12%		Below 25	7 11%		Below 25
Below 10	10 15%		Below 10	12 18%		Below 10

Grade 10 Students	Fall Math		Grade 10 Students	Winter Math		Grade 10 Students
At/Above			At/Above			At/Above
Below 40			Below 40			Below 40
Below 25			Below 25			Below 25
Below 10			Below 10			Below 10

Grade 10 Students	Fall Reading		Grade 10 Students	Winter Reading		Grade 10 Students
At/Above			At/Above			At/Above
Below 40			Below 40			Below 40
Below 25			Below 25			Below 25
Below 10			Below 10			Below 10

Grade 11 Students	Fall Math		Grade 11 Students	Winter Math		Grade 11 Students
At/Above			At/Above			At/Above
Below 40			Below 40			Below 40
Below 25			Below 25			Below 25
Below 10			Below 10			Below 10

Grade 11 Students	Fall Reading		Grade 11 Students	Winter Reading		Grade 11 Students
At/Above			At/Above			At/Above
Below 40			Below 40			Below 40
Below 25			Below 25			Below 25
Below 10			Below 10			Below 10

Grade 12
Students
At/Above
Below 40
Below 25
Below 10

Fall Math

Grade 12
Students
At/Above
Below 40
Below 25
Below 10

Winter Math

Grade 12
Students
At/Above
Below 40
Below 25
Below 10

Grade 12
Students
At/Above
Below 40
Below 25
Below 10

Fall Reading

Grade 12
Students
At/Above
Below 40
Below 25
Below 10

Winter Reading

Grade 12
Students
At/Above
Below 40
Below 25
Below 10


School: Putnam Co Senior High School

Reporting Period: 8/27/2012 - 9/7/2012
(Fall)

Report Options

Reporting Parameter Group: All Demographics [Default]

Grade: 12



Students

Categories / Levels	Benchmark		Students	
	Scaled Score	Percentile Rank	Number	Percent
At/Above Benchmark				
■ At/Above Benchmark	At/Above 818 SS	At/Above 40 PR	17	71%
Category Total			17	71%
Below Benchmark				
■ On Watch	Below 818 SS	Below 40 PR	3	13%
■ Intervention	Below 770 SS	Below 25 PR	2	8%
■ Urgent Intervention	Below 699 SS	Below 10 PR	2	8%
Category Total			7	29%
Students Tested			24	

Key questions to ask based on this and other information: Are you satisfied with the number of students at the highest level of performance? Next, consider the level or score that indicates proficiency. Which students just above proficiency are you "worried about" and what support within or beyond core instruction is warranted? What support is needed for students just below? Do all students represented by your lowest level need urgent intervention?

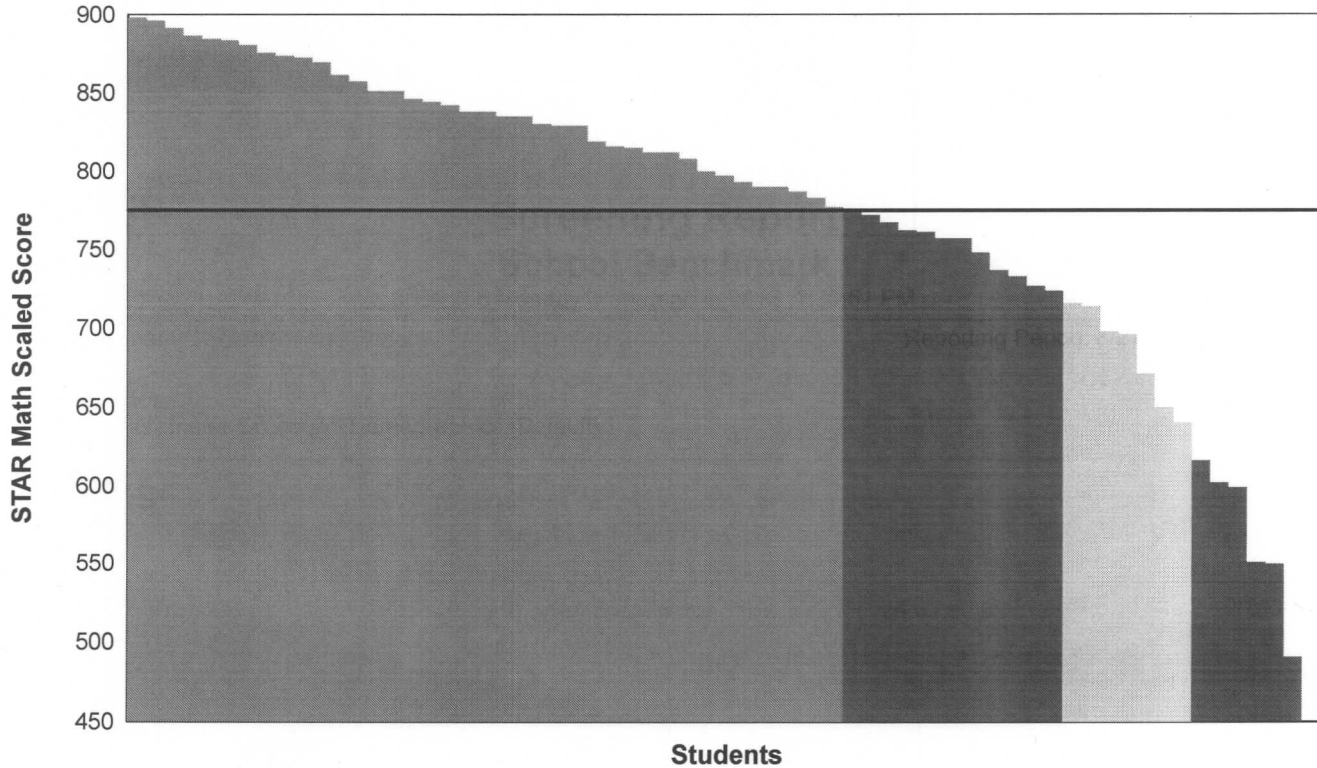
School: Putnam Co Senior High School

Reporting Period: 8/27/2012 - 9/7/2012
(Fall)

Report Options

Reporting Parameter Group: All Demographics [Default]

Grade: 9



Categories / Levels	Benchmark		Students	
	Scaled Score	Percentile Rank	Number	Percent
At/Above Benchmark				
■ At/Above Benchmark	At/Above 775 SS	At/Above 40 PR	39	61%
Category Total			39	61%
Below Benchmark				
■ On Watch	Below 775 SS	Below 40 PR	12	19%
■ Intervention	Below 720 SS	Below 25 PR	7	11%
■ Urgent Intervention	Below 640 SS	Below 10 PR	6	9%
Category Total			25	39%
Students Tested			64	

Key questions to ask based on this and other information: Are you satisfied with the number of students at the highest level of performance? Next, consider the level or score that indicates proficiency. Which students just above proficiency are you "worried about" and what support within or beyond core instruction is warranted? What support is needed for students just below? Do all students represented by your lowest level need urgent intervention?


School: Putnam Co Senior High School

Reporting Period: 8/27/2012 - 9/7/2012
(Fall)

Report Options

Reporting Parameter Group: All Demographics [Default]

Grade: 10



Students

Categories / Levels	Benchmark		Students	
	Scaled Score	Percentile Rank	Number	Percent
At/Above Benchmark				
■ At/Above Benchmark	At/Above 780 SS	At/Above 40 PR	54	76%
Category Total			54	76%
Below Benchmark				
■ On Watch	Below 780 SS	Below 40 PR	11	15%
■ Intervention	Below 723 SS	Below 25 PR	3	4%
■ Urgent Intervention	Below 639 SS	Below 10 PR	3	4%
Category Total			17	24%
Students Tested			71	

Key questions to ask based on this and other information: Are you satisfied with the number of students at the highest level of performance? Next, consider the level or score that indicates proficiency. Which students just above proficiency are you "worried about" and what support within or beyond core instruction is warranted? What support is needed for students just below? Do all students represented by your lowest level need urgent intervention?


School: Putnam Co Senior High School

Reporting Period: 8/27/2012 - 9/7/2012
(Fall)

Report Options

Reporting Parameter Group: All Demographics [Default]

Grade: 11



Students

Categories / Levels	Benchmark		Students	
	Scaled Score	Percentile Rank	Number	Percent
At/Above Benchmark				
■ At/Above Benchmark	At/Above 803 SS	At/Above 40 PR	49	68%
Category Total			49	68%
Below Benchmark				
■ On Watch	Below 803 SS	Below 40 PR	10	14%
■ Intervention	Below 755 SS	Below 25 PR	6	8%
■ Urgent Intervention	Below 687 SS	Below 10 PR	7	10%
Category Total			23	32%
Students Tested			72	

Key questions to ask based on this and other information: Are you satisfied with the number of students at the highest level of performance? Next, consider the level or score that indicates proficiency. Which students just above proficiency are you "worried about" and what support within or beyond core instruction is warranted? What support is needed for students just below? Do all students represented by your lowest level need urgent intervention?

Screening Report School Benchmark

Printed Monday, February 4, 2013 1:34:05 PM

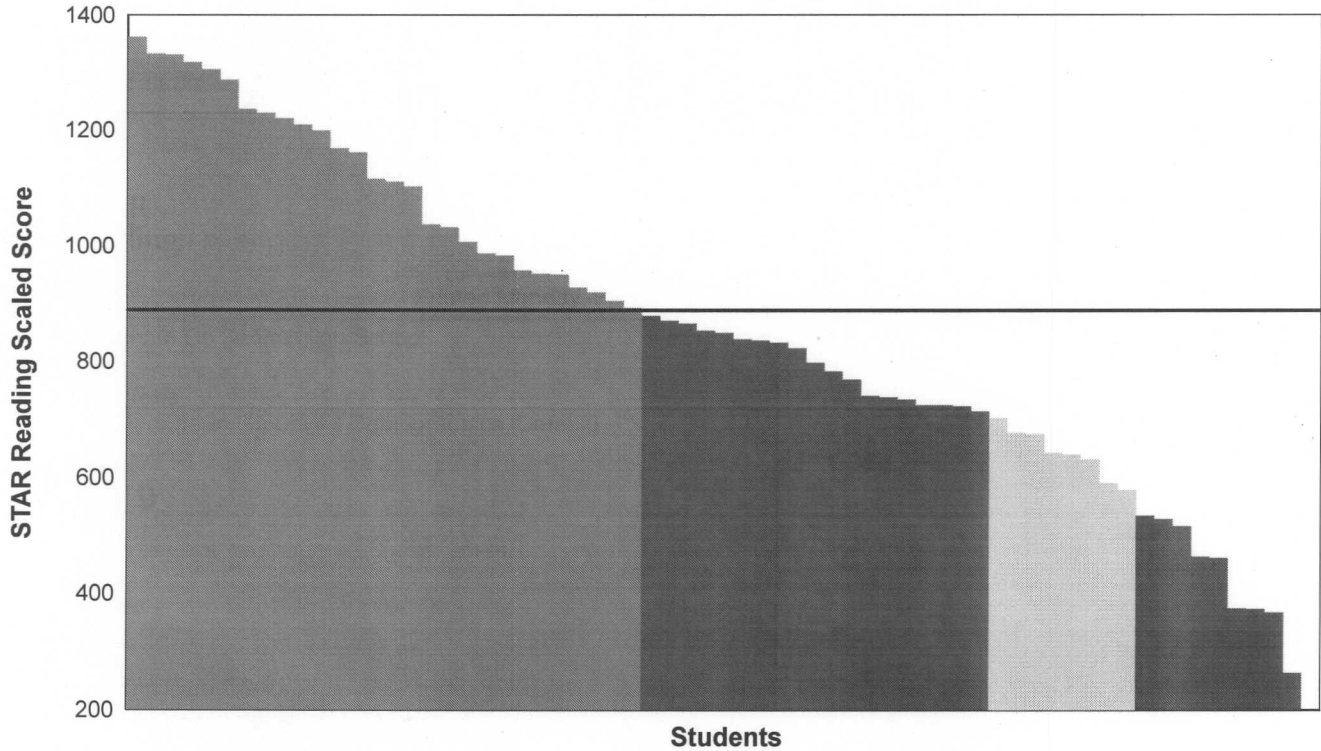
School: Putnam Co Senior High School

Reporting Period: 8/22/2012 - 9/7/2012
(Fall)

Report Options

Reporting Parameter Group: All Demographics [Default]

Grade: 9



Categories / Levels	Benchmark		Students	
	Scaled Score	Percentile Rank	Number	Percent
At/Above Benchmark				
■ At/Above Benchmark	At/Above 888 SS	At/Above 40 PR	28	44%
Category Total			28	44%
Below Benchmark				
■ On Watch	Below 888 SS	Below 40 PR	19	30%
■ Intervention	Below 714 SS	Below 25 PR	8	13%
■ Urgent Intervention	Below 551 SS	Below 10 PR	9	14%
Category Total			36	56%
Students Tested			64	

Key questions to ask based on this and other information: Are you satisfied with the number of students at the highest level of performance? Next, consider the level or score that indicates proficiency. Which students just above proficiency are you "worried about" and what support within or beyond core instruction is warranted? What support is needed for students just below? Do all students represented by your lowest level need urgent intervention?

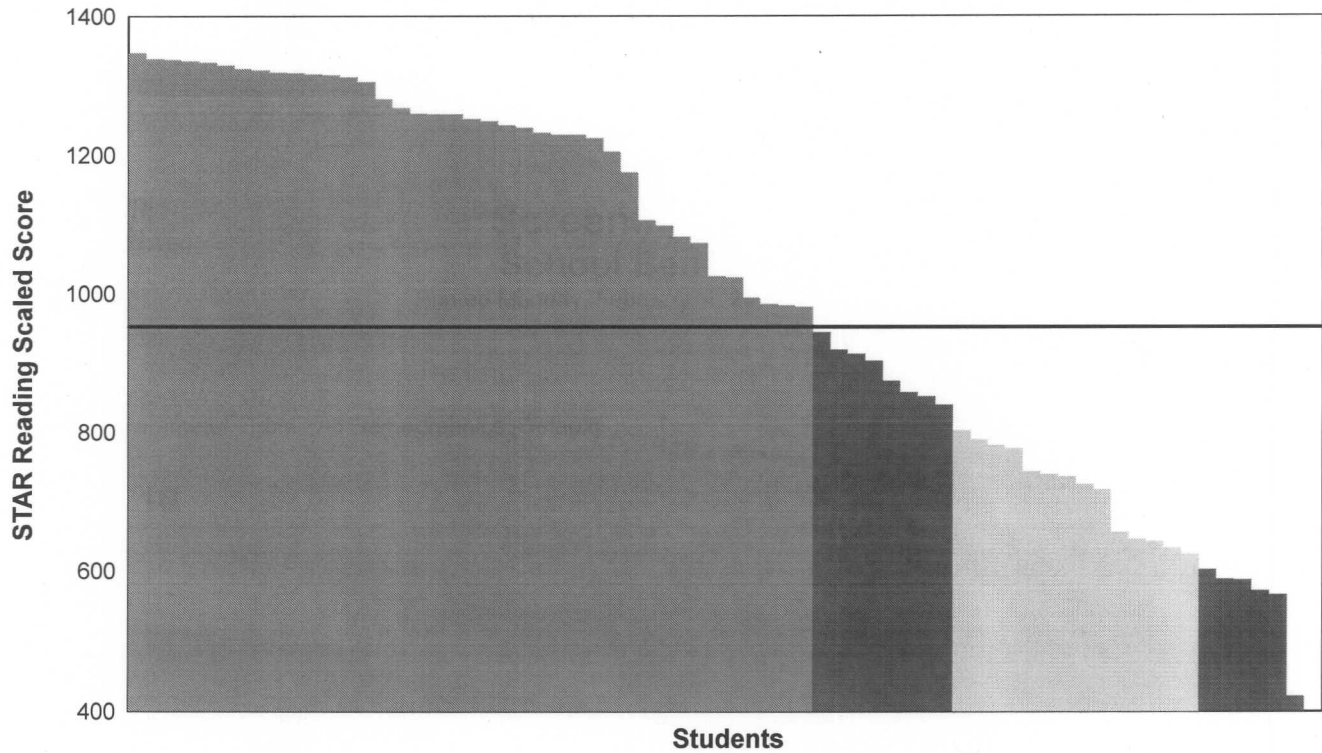
School: Putnam Co Senior High School

Reporting Period: 8/22/2012 - 9/7/2012
(Fall)

Report Options

Reporting Parameter Group: All Demographics [Default]

Grade: 10



Categories / Levels	Benchmark		Students	
	Scaled Score	Percentile Rank	Number	Percent
At/Above Benchmark				
■ At/Above Benchmark	At/Above 952 SS	At/Above 40 PR	39	58%
Category Total			39	58%
Below Benchmark				
■ On Watch	Below 952 SS	Below 40 PR	8	12%
■ Intervention	Below 822 SS	Below 25 PR	14	21%
■ Urgent Intervention	Below 622 SS	Below 10 PR	6	9%
Category Total			28	42%
Students Tested			67	

Key questions to ask based on this and other information: Are you satisfied with the number of students at the highest level of performance? Next, consider the level or score that indicates proficiency. Which students just above proficiency are you "worried about" and what support within or beyond core instruction is warranted? What support is needed for students just below? Do all students represented by your lowest level need urgent intervention?

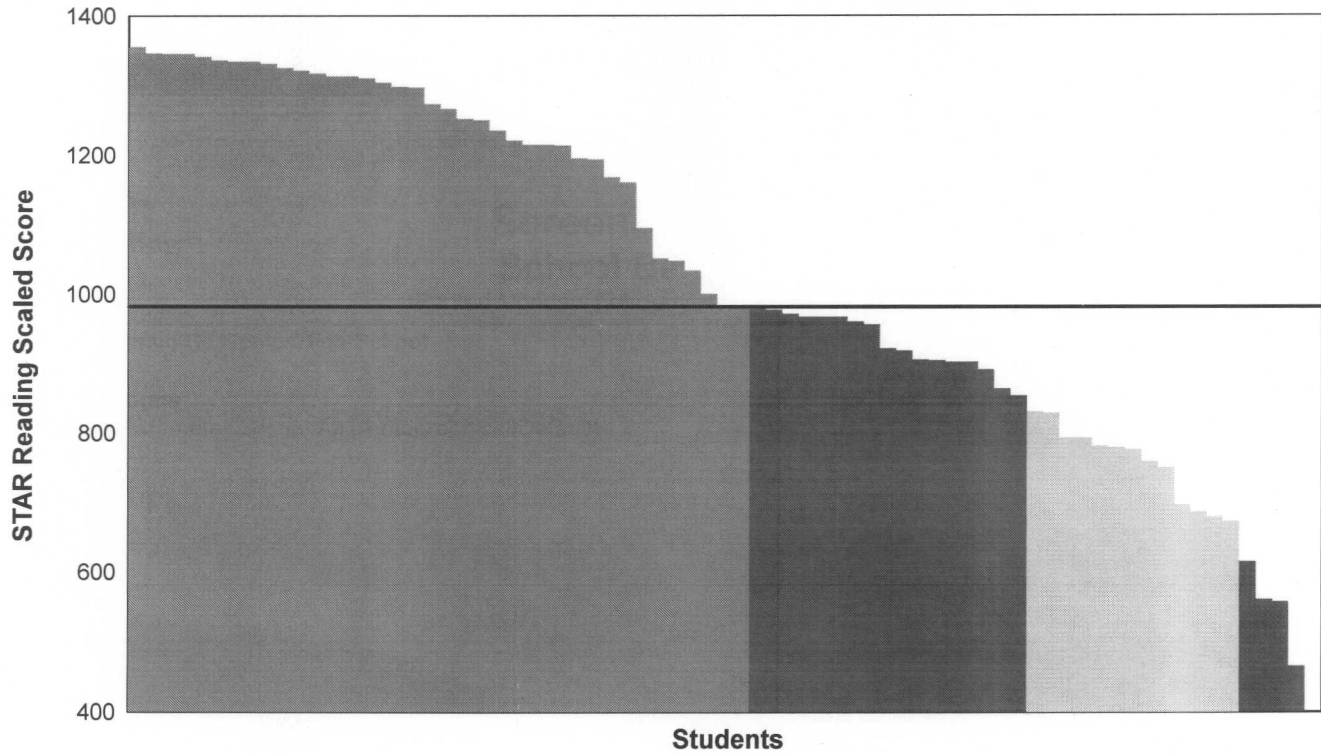
School: Putnam Co Senior High School

Reporting Period: 8/22/2012 - 9/7/2012
(Fall)

Report Options

Reporting Parameter Group: All Demographics [Default]

Grade: 11



Categories / Levels	Benchmark		Students	
	Scaled Score	Percentile Rank	Number	Percent
At/Above Benchmark				
■ At/Above Benchmark	At/Above 982 SS	At/Above 40 PR	38	53%
Category Total			38	53%
Below Benchmark				
■ On Watch	Below 982 SS	Below 40 PR	17	24%
■ Intervention	Below 851 SS	Below 25 PR	13	18%
■ Urgent Intervention	Below 636 SS	Below 10 PR	4	6%
Category Total			34	47%
Students Tested			72	

Key questions to ask based on this and other information: Are you satisfied with the number of students at the highest level of performance? Next, consider the level or score that indicates proficiency. Which students just above proficiency are you "worried about" and what support within or beyond core instruction is warranted? What support is needed for students just below? Do all students represented by your lowest level need urgent intervention?

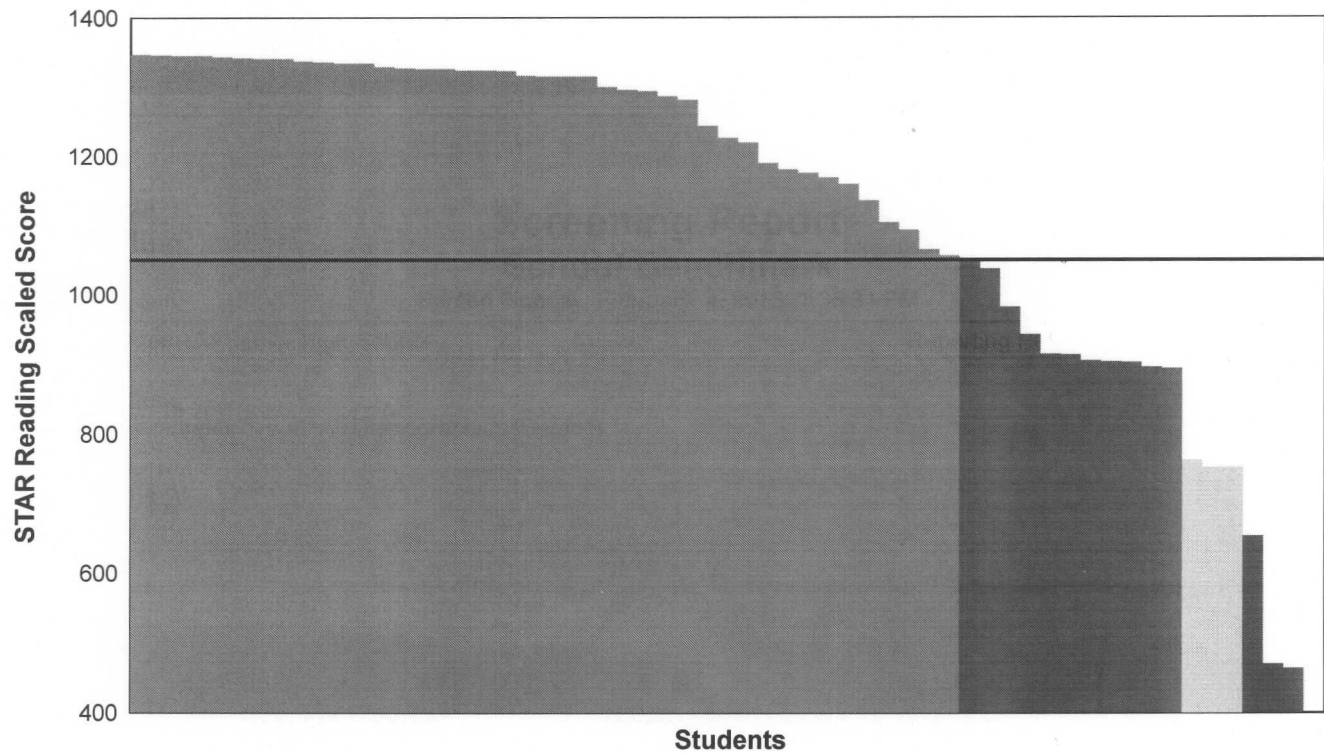
School: Putnam Co Senior High School

Reporting Period: 8/22/2012 - 9/7/2012
(Fall)

Report Options

Reporting Parameter Group: All Demographics [Default]

Grade: 12



Categories / Levels	Benchmark		Students	
	Scaled Score	Percentile Rank	Number	Percent
At/Above Benchmark				
■ At/Above Benchmark	At/Above 1,050 SS	At/Above 40 PR	41	71%
Category Total			41	71%
Below Benchmark				
■ On Watch	Below 1,050 SS	Below 40 PR	11	19%
■ Intervention	Below 891 SS	Below 25 PR	3	5%
■ Urgent Intervention	Below 669 SS	Below 10 PR	3	5%
Category Total			17	29%
Students Tested			58	

Key questions to ask based on this and other information: Are you satisfied with the number of students at the highest level of performance? Next, consider the level or score that indicates proficiency. Which students just above proficiency are you "worried about" and what support within or beyond core instruction is warranted? What support is needed for students just below? Do all students represented by your lowest level need urgent intervention?

PUTNAM COUNTY HIGH SCHOOL GRADING SYSTEM:

- 94 - 100 = A = 5.0
- 87 - 93 = B = 4.0
- 77 - 86 = C = 3.0
- 70 - 76 = D = 2.0
- Below 70 = F = 0

360

All semester grades except PE and Driver Education are used to determine the grade point average of each student. An "A" receives 5 points; a "B" receives 4 points; a "C" receives 3 points; a "D" receives 2 points; and an "F" receives 0 points. The semester grade points are totaled and averaged in order to receive an unweighted cumulative grade point average.

example

Course	Year	Credits	1st sem	2nd sem	Points
Algebra 2*	2009-2010	2	B	B	4+4 = 8
Chemistry*	2009-2010	2	B	B	4+4 = 8
Chorus	2009-2010	1		A-	5
Comp App 1	2009-2010	1	C+		3
Consumer Ed.	2009-2010	1	C		3
Driver Education	2009-2010	0	C+		NA
English 2	2009-2010	1	A+	A+	5+5 = 10
Health	2009-2010	1		A	5
Physical Education	2009-2010	0	B	B	NA
Spanish 2	2009-2010	1	A	A-	5+5 = 10
Grade Points = 52					Classes Taken = 12
$52/12 = 4.333 = \text{Unweighted GPA}$					

Students are ranked on a weighted grading system. To weight the grades, .026 is added for each semester of each weighted class (denoted by a "*" after the course title on the transcript).

In the example given above, Algebra 2 and Chemistry are both two semester classes, so .026 would be awarded for each semester for both classes (.026 x 2 = .052 for Alg. 2 and .026 x 2 = .052 for Chem.) for a total of .104 weighted class bonus.

Total Weighted GPA = 4.333 + .104 = 4.437

Principal's Report
Prepared by Carl Carlson
Putnam County Junior High
February 14, 2013

ISAT Tests Around the Corner

The ISAT testing window will begin in just a couple of weeks! As everyone is aware, this is high stakes time for our district for several reasons. First, we want to meet the Annual Yearly Progress (AYP) benchmarks and we want our students to perform to the best of their ability. Our staff will be reviewing our ISAT testing schedule early next week. We will again take time review the understanding and importance of following proper testing protocol and practices. The plan is to block off the morning segment of the day dedicated to ISAT time. One afternoon will have students attend their morning classes while the second day in the afternoon the students would attend their afternoon classes. This falls along the lines of an A-day and B-day block type schedule. Also, I have instructed the staff to ease up on assigned homework so the students can solely concentrate on performing well on the achievement tests. We always look forward to receiving the results. The difference this year is the state has raised the cut scores which makes more difficult to meet or exceed previously established standards. I have received the new cut scores and did a data comparison with testing results from last year. The percentage of students dropping from the meets and or exceeds varied from grade and subject. The drops in percentages achieved were dramatic and alarming. With the change in cut scores, the longitudinal data I have collected over the past few years become null and void. I will begin the process of generating new longitudinal marks as the data is collected over each year.

Second Round of Parent-Teacher Conferences

Our school will be hosting the second round of parent-teacher conferences. They are scheduled for Thursday, February 21st and Friday, February 22nd. The conferences are open to anyone requesting to meet. However, our emphasis for these conferences is to address the at-risk students that are in poor academic standing.

Girls' Volleyball Heading into Post Season

The junior high girls' volleyball season is heading into its post season. It is always so exciting to see both teams improve so much over the course of the season. Both teams have worked very hard and the results have shown with more victories at the end of the season. The 8th Grade team plays in a tournament at Peru Catholic this weekend. Next week, both teams compete in the Little Tri-County conference tournaments with the 7th grade playing in Benson and the 8th grade playing in Gridley. The 7th grade starts Regional play on February 27th at PCJH and the 8th grade Regionals start March 3rd at Grand Ridge. Good luck to both teams as they prepare for their post season.

Staff Evaluations

Staff evaluations are almost complete. I have a couple more evaluations to finish and all certified staff will be complete. All recommendations for the purpose of rehiring, offering tenure, or termination of services will be completed by the March board meeting. Again, this is a process that I take very seriously in trying to ensure our students are receiving the best instruction possible. Overall, the staff has been working hard and I want to thank them for their efforts.

Overall Atmosphere

The ISAT time is upon us and the general concern for most faculty members is the pressure of performing well. As mentioned, this is high stakes test. My belief continues to be that if everyone is doing their job all year, there is no need to feel the crunch to cram concepts into the last few days up to the test. Our staff has been doing everything they can to prepare the students. It will come down to how comfortable and confident the students feel prior to taking the tests.

We only have a couple weeks left in the third quarter and the home stretch is right around the corner. I will be spending quite a bit of time meeting with faculty and staff between now and the end of the year to finalize teaching assignments, performing reviews of all the programs offered, and reevaluating the goals set for the year. As stated before, the ultimate goal remains the same and that is to improve our quality of instruction, the curriculum offered to our students, and the methods of delivering that material through improved instructional methods.

Winter Benchmarking Update

I have provided the spreadsheet with the data from our Winter Screening. Overall in grades 6-8th, the charts will show that in 4 out of the 12 tested categories (4 areas per grade) the junior high made significant gains of more than 3% and reduced the number of Tier III students. In 4 out of the 12 monitored categories, we had an increase in Tier 1 students. The one area I want to highlight would be the large gain in sixth grade maze (comprehension). This is an interesting class as their data trend lines do not demonstrate a bell curve. The class, as a whole, is top heavy at the high and low ends. Overall, I am pleased with the results. The data that can be attached to each particular class shows progress taking place

Putnam County CUSD #535
Universal Screening
Fall 2012-2013

8th Grade

CBM-Fluency (60)

Fall 2012
 Tier 3: 3%
 Tier 2: 14%
 Tier 1: 83%

Maze (59)

Fall 2012
 Tier 3: 9%
 Tier 2: 15%
 Tier 1: 76%

M-Cap (60)

Fall 2012
 Tier 3: 15%
 Tier 2: 8%
 Tier 1: 77%

M-Comp (60)

Fall 2012
 Tier 3: 3%
 Tier 2: 9%
 Tier 1: 88%

CBM-Fluency (60)

Winter 2013
 Tier 3: 2%
 Tier 2: 20%
 Tier 1: 78%

Maze(60)

Winter 2013
 Tier 3: 7%
 Tier 2: 20%
 Tier 1: 73%

M-Cap (60)

Winter 2013
 Tier 3: 22%
 Tier 2: 8%
 Tier 1: 70%

M-Comp (60)

Winter 2013
 Tier 3: 8%
 Tier 2: 15%
 Tier 1: 77%

7th Grade

CBM-Fluency (68)

Fall 2012
 Tier 3: 0%
 Tier 2: 29%
 Tier 1: 71%

Maze (69)

Fall 2012
 Tier 3: 6%
 Tier 2: 30%
 Tier 1: 64%

M-Cap (69)

Fall 2012
 Tier 3: 9%
 Tier 2: 20%
 Tier 1: 71%

M-Comp (69)

Fall 2012
 Tier 3: 12%
 Tier 2: 7%
 Tier 1: 81%

CBM-Fluency (72)

Winter 2013
 Tier 3: 4%
 Tier 2: 29%
 Tier 1: 67%

Maze (72)

Winter 2013
 Tier 3: 10%
 Tier 2: 40%
 Tier 1: 50%

M-Cap (72)

Winter 2013
 Tier 3: 18%
 Tier 2: 8%
 Tier 1: 74%

M-Comp (72)

Winter 2013
 Tier 3: 10%
 Tier 2: 12%
 Tier 1: 78%

6th Grade

CBM-Fluency (60)

Fall 2012
 Tier 3: 10%
 Tier 2: 30%
 Tier 1: 60%

Maze (60)

Fall 2012
 Tier 3: 16%
 Tier 2: 32%
 Tier 1: 52%

M-Cap (59)

Fall 2012
 Tier 3: 15%
 Tier 2: 17%
 Tier 1: 68%

M-Comp (59)

Fall 2012
 Tier 3: 10%
 Tier 2: 20%
 Tier 1: 70%

CBM-Fluency (61)

Winter 2013
 Tier 3: 8%
 Tier 2: 31%
 Tier 1: 61%

Maze (61)

Winter 2013
 Tier 3: 15%
 Tier 2: 23%
 Tier 1: 62%

M-Cap (60)

Winter 2013
 Tier 3: 18%
 Tier 2: 25%
 Tier 1: 57%

M-Comp (60)


Winter 2013
 Tier 3: 3%
 Tier 2: 22%
 Tier 1: 75%

Footnote:

Suggested Breakdown
 Percentage of Students
 Per Grade/Tier

Tier 3: 5%
 Tier 2: 15%
 Tier 1: 80%

Putnam County Elementary School
326 South 5th Street, PO Box 229, Hennepin, IL 61327
Phone: 815.882.2800 #2 Fax: 815.925.7435
Michael Olson, Principal
olsonm@putnam.k12.il.us



Putnam County Principal Board Report February 2013

Student Recognition

PCES conducted the 5th Grade Spelling Bee and sent 2 representatives to the Marshall/Putnam County Spelling Bee. Louis Gonzalez was the Champion and Michael Waslesyn was the Runner-up. They were great representatives of PCES and Putnam County.

This week is Red Ribbon Week to reinforce good choices and staying Drug Free. Activities include slogans for being drug free each day and wearing school spirit each day. The students have a slogan each day and have made pledges to live drug free. Special thanks to Val Peterson for coordinating the event!

PCES is also conducting our food drive this week as well and we are well on our way to collecting food for the Putnam County Food Pantry. This is a great way of showing PCES Character.

On February 7th all PCES 4th Graders participated in the National Assessment education Program (NAEP). This is a federal government assesses 4th Grade students in random schools to see how well they are doing. We will get these results later this year and the data will help see how PCES compares to 4th Graders across the nation.

Rebecca Caudill- 39 5th Grade students voted for and participated in the Rebecca Caudill Reading program. The students had to read at least 3 books from the list, pass an Accelerated Reader Test, complete a detail worksheet on the book, and attend a party. Thanks to the 5th Grade Teachers- Mrs. Ward, Mrs. Hall, and Mrs. Boudreau and to Ms. Davis for coordinating this. This is an EXCELLENT example of encouraging and celebrating Reading at PCES!

Professional Development

I have sent 2 teachers to iPad workshops to learn how to best utilize iPads in the classroom and the apps that go with it. They will share their information at our Faculty Meeting on Friday.

I am also in the process of creating a workshop for PC teachers on technology in the classroom. These workshops will be put on by PC teachers who have the expertise in an area, such as iPads or SmartBoards. These workshops will be a great benefit for the fact we will be learning from PC teachers with technology that we already utilize.

I am also in the process of coordinating with Ray Bolin, PCHS and PCJH Technology Teacher to ensure that the Elementary technology curriculum is meeting the needs for our students and helping them have a smooth transition to PCJH.

Our first 2:00 dismissal for professional development was very useful. The staff at PCES took the teacher survey to fulfill the State Board of Education's Requirement of the 5 Essential initiative. The remaining time was spent discussing the goals we set as a staff at the beginning of the year and where we are on them. One thing that came out of our discussion is the need for a behavior program that is positive and has high expectations. I will be exploring and creating committee that will examine this and have a plan ready to roll out for the 2013-2014 school year.

Student Achievement

PCES conducted the Spring Assessments from AIMSweb the last week of January. I will have those for the February meeting to present.

iPad Donation

Dynegy has made a grant of \$2,000 to allow PCES to purchase 5 iPads for the classroom. These iPads will be used by students in the classroom for individual use, use by a small group, and whole class instruction. The total number of iPads PCES now has totals 14. The increase in technology allows students a variety of avenues to increase their learning.

Observations

I am almost complete with all my staff evaluations and will formally evaluate the non-certified staff in late February. The goal was to foster dialogue between the teacher and myself to celebrate success and to help improve weaknesses to increase student achievement.

ISAT Preparation

The staff is preparing hard for the ISAT tests in March. My philosophy is that a good education starts at the beginning of the year and continues through the end and that is the best preparation for success on the test. I anticipate great success on the ISATs and we will be discussing that in the future.

AIMSWEB/Student Achievement

Included are the comparisons for the AIMS WEB Testing for the Winter that was completed in late January and early February. The results of these tests will be discussed with the staff at a Friday staff meeting and they will help drive the overall curriculum and interventions for both small groups and individuals.

5th Grade Math M-Cap & M-Comp for Tier 1- which is the general curriculum rose or remained at the same level, which is already at a high level of student achievement.. That is an indication that the curriculum for the class is working at having them acquire the necessary skills to be successful. Subsequently Tier 2 dropped in one- which meant some gained and are now in Tier 1, and one increased but the Tier3- the individual instruction declined. Over all the Math results were very positive.

5th Grade Reading

The academic achievement of Reading as equally as positive results. One area had an increase in student achievement of the Tier 2 & Tier 1 and the other area dropped but only slightly and were within the same range. One concerning fact was that the Tier 3 rose. This is something we as a school need to examine.

4th Grade Math M-Cap & M-Comp

The scores in 4th Grade Math were outstanding and had the most significant increases in student achievement. There were several factors to this including the change in curriculum- it was new in the Fall and as students get accustomed to the new skills their achievement increases. Also the 4th Grade teachers realized where their students were from the Fall and have worked hard to meet the needs of their students.

4th Grade Reading

The reading for the 4th Graders showed the same high increases as Math.

3rd Grade Math M-Cap & M-Comp

The most significant scores from a student achievement perspective were in 3rd Grade Math. The 3rd Grade Math scores were one area that showed a decrease or little growth. There are several factors for that. One is that general curriculum needs to be modified and interventions need to be increased. Another is that the standards to increase as the year progresses. This is the area we are going to examine first, spent the most depth examining the curriculum and instruction, and look at strategies for improvement.

3rd Grade Reading

The 3rd Grade Reading started at a high level in one area and showed little growth- which is sometimes expected and in the normal range. One area in Reading did increase but the overall reading level is still below the expected average. This is an area that we will examine to see what intervention strategies we can use to improve the scores.

5th Grade

CBM-Fluency

Fall 2012

Tier 3: 5%
Tier 2: 14%
Tier 1: 81%

Maze

Fall 2012

Tier 3: 3%
Tier 2: 23%
Tier 1: 74%

M-Cap

Fall 2012

Tier 3: 2%
Tier 2: 29%
Tier 1: 69%

M-Comp

Fall 2012

Tier 3: 3%
Tier 2: 5%
Tier 1: 92%

CBM-Fluency

Winter 2013

Tier 3: 10%
Tier 2: 11%
Tier 1: 79%

Maze

Winter 2013

Tier 3: 5%
Tier 2: 16%
Tier 1: 79%

M-Cap

Winter 2013

Tier 3: 3%
Tier 2: 22%
Tier 1: 73%

M-Comp

Winter 2013

Tier 3: 2%
Tier 2: 6%
Tier 1: 91%

4th Grade

CBM-Fluency

Fall 2012

Tier 3: 5%
Tier 2: 35%
Tier 1: 60%

Maze

Fall 2012

Tier 3: 13%
Tier 2: 19%
Tier 1: 68%

M-Cap

Fall 2012

Tier 3: 21%
Tier 2: 48%
Tier 1: 31%

M-Comp

Fall 2012

Tier 3: 5%
Tier 2: 26%
Tier 1: 69%

CBM-Fluency

Winter 2013

Tier 3: 2%
Tier 2: 29%
Tier 1: 68%

Maze

Winter 2013

Tier 3: 4%
Tier 2: 21%
Tier 1: 72%

M-Cap

Winter 2013

Tier 3: 11%
Tier 2: 37%
Tier 1: 52%

M-Comp

Winter 2013

Tier 3: 1%
Tier 2: 16%
Tier 1: 82%

3rd Grade

CBM-Fluency

Fall 2012

Tier 3: 4%
Tier 2: 16%
Tier 1: 80%

Maze

Fall 2012

Tier 3: 6%
Tier 2: 31%
Tier 1: 63%

M-Cap

Fall 2012

Tier 3: 12%
Tier 2: 22%
Tier 1: 65%

M-Comp

Fall 2012

Tier 3: 6%
Tier 2: 18%
Tier 1: 76%

CBM-Fluency

Winter 2013

Tier 3: 4%

Maze

Winter 2013

Tier 3: 4%

M-Cap

Winter 2013

Tier 3: 16%

M-Comp

Winter 2013

Tier 3: 1%

Tier 2 16%
Tier 1 80%

Tier 2 26%
Tier 1 66%

Tier 2 30%
Tier 1 54%

Tier 2 24%
Tier 1 74%

Footnote:

Suggested Breakdown
Percentage of Students
Per Grade/Tier

Tier 3: 5%
Tier 2: 15%
Tier 3: 80%

February Principal's Report From the Desk of Mrs. Cross

- **Early Dismissal Time:** What an amazing opportunity! It has been so hard to have enough time to meet with teachers and the early out this month really allowed us to get together and accomplish things. Teachers conducted the 5Essentials Survey as required by the Illinois State Board of Education and worked on Math Common Core articulation. The paraprofessionals worked with our LEASE office coordinator on Infinitec video training that had make-&-take ideas they could do with their students. Next month Mrs. Baele will conduct training for the paraprofessionals and the teachers is currently being finalized.
- **100th Day of School:** In order to properly celebrate the 100th day of school, the PC Primary students and staff took the 100 can challenge. Each grade level had a goal to collect 100 food items for the PC Food Pantry....and guess what!! They surpassed their challenge again. Students and staff collected over 580 items, our largest collection yet.
Additionally, students had "100" challenges that day. They had to measure, count, read, compute, consume...the list of activities and actions were exhausting! It was one of the most fun and educational days!
- **Chinese New Year:** 2nd Grade Celebrates Chinese New Year! As part of 2nd grade's study of other cultures, Chinese New Year was celebrated on Monday, Feb.11, 2013. The students learned about aspects of Chinese culture, some written symbols, festivals and parades, and participated in a parade through the entire school. A banner led the way, followed by students in dragon and lion masks with noise-makers, drums, red lanterns, and waving ribbons. A colorful 12-foot dragon brought the parade to a spectacular end! The students had a great time kicking off the new year of the snake!
- **Staff Meetings:** Just to give you an update on our staff meetings...Each week we meet after school for half an hour. We discuss general housekeeping items, but most of the meetings have a specific topic. This month we had a Make-&-Take workshop offered by the 2nd grade team which was received really well. We also had a Special Education meeting where the paraprofessionals and teachers come together to explore topics like interventions, video/IEP training, and a "sharing" out component. We also have monthly RtI meetings to discuss student progress, methods and scheduling.
- **Drills Conducted:** Tornado and Earthquake were conducted this month. Next month we will be conducting a planned law enforcement drill with the Sheriff's department and the Granville Police Department.

Next month... Updates about Dr. Seuss' Birthday and Jump Rope for Heart!

**Transportation Update
Putnam County CUSD 535**

February 13, 2013

- **2/7/13** **Jess from Illinois Central called regarding continued incidents on the bus with a special education student. Mr. Carlson is aware, and there may be a need to make alternative arrangements for transportation since safety is an ongoing concern. The situation is being monitored appropriately.**

***Other incidents have been the typical behavior issues in which the principals provide appropriate discipline.**

The new transportation bid specs are being prepared by Jim Peters of the Zukowski Law Firm, and we are working with other area districts on a concurrent bid process. This process allows our district to have bid specs that meet the needs of our district, while maximizing the potential cost savings to all of the districts.

BID SPECIFICATIONS

FOR

TRANSPORTATION OF STUDENTS

I. GENERAL BID CONDITIONS:

BID OPENING DATE: _____, 2013, 10:00 A.M. (C.S.T.)

1. NOTICE IS HEREBY GIVEN that the Boards of Education of Putnam County Community Unit School District #535, Ladd Community Consolidated School District #94, and DePue Unit School District #103 are soliciting proposals for a three (3) year Contract on Student Transportation of Students for the School Districts, (hereinafter referred to as District) will be opened on _____, 2013. Bids will be opened at the Office of the School Districts' attorney, Zukowski Law Offices, 817 Peoria Street, Peru, IL 61354. The Contract period will be for the school years 2013-14, 2014-15, and 2015-16. The Districts shall each have the option to extend the Contract period for school years 2016-17 and 2017-18.
2. The sealed proposals shall be delivered to the office of the attorney for the District, Zukowski Law Offices, 817 Peoria Street, P. O. Box 484, Peru, IL 61354, anytime prior to, but not later than, 10:00 A.M., (C.S.T.), _____, 2013. Any proposals arriving after this time will not be opened. Bids will be opened at that time.
3. Each proposal must be submitted on the bid form (Attached Exhibit A) and must be contained in a sealed envelope, which shall state on the outside thereof the following required information:
 - A. Proposal for Student Transportation Services
 - B. Name and Address of bidder
4. All bids and terms submitted must be valid for at least sixty (60) days after the date set for the bid opening.
5. Bidders are responsible for their own verification of all information provided to them and are encouraged to attend the Districts' pre-bid conference at 9:00 a.m. on _____, 2013, at Zukowski Law Offices, 817 Peoria Street, P. O. Box 484, Peru, IL 61354. The Boards of Education will not be responsible for oral instructions to bidders. Routes, times, number of students, and pick-up points may change slightly as the need is indicated by each respective District.
6. In the event questions should arise requiring interpretation of these General Conditions and Specifications, such questions must be referred to Zukowski Law Offices, 817 Peoria Street, P. O. Box 484, Peru, IL 61354, at the pre-bid conference on _____, 2013. The

decision of the Zukowski Law Offices will be conclusive to all parties. No questions will be responded to by the Districts hereunder except at the pre-bid conference. No advantages shall be taken by any party of manifest clerical errors or omissions in the Specifications. All bidders are requested to notify Zukowski Law Offices immediately of any errors or omissions that may be encountered.

7. Each of the aforementioned Districts is hereinafter referred to as “the District”, and the Board of Education of each District is hereinafter referred to variously as “the Board of Education” and “the Board”. The Board of Education reserves the right to reject any and all bids, or to waive any informalities, irregularities or defects in any proposal, should it deem to be in the best interest of the District to do so. The Contract will be awarded, if at all, by first considering the bidder or bidders most able to provide safety and comfort for the pupils, stability of service, and any other factors set forth in these Bid Specifications. When considering student safety and comfort, the District will consider a bidder’s reputation and history with regard to factors including, but not limited to, student treatment, driver conduct, bus operations, bus cleanliness, and frequency of incidents necessitating contact between the District and the Contractor. While the financial responsibility of the bidder is a significant concern, the Board is equally concerned with the proven ability of the bidder to satisfactorily perform the Contract so that the service would be provided in accordance with the proposed Bid and Contract documents. Only after the foregoing matters are considered shall the District then consider price (that is, the District will then identify and consider the lowest responsible bid) according to a review of the District’s completed bid schedule and other attached schedules meeting specifications as determined by the Board of Education in accordance with Illinois law. The bidder must bid all schedules (bid forms) for all Districts as set forth on Exhibit A. The failure to bid all schedules will be deemed grounds for rejection of the bid.
8. Any explanation or statement which the bidder wishes to make must be placed in the same envelope with the proposal but shall be written separately and independently of the proposal and attached thereto. Unless the bidder so indicates, it is understood that the bidder has bid in strict accordance with the specification requirements.
9. Bids must be accompanied by a bid bond or certified check in the amount of five percent (5%) of the regular route and the Special Education costs for one (1) year. Check/bonds will be returned concurrent with the bid award decision.
10. Pursuant to the School Bus Performance Bond Act of Illinois, The Board of Education will require, from the successful Contractor, a performance bond for the period of the Contract, in the amount of one hundred percent (100%) of the regular route and Special Education transportation (105 ILCS 210/0.01 et seq.). Upon satisfaction of such requirement, the bond shall be filed with the District’s Treasurer on or before July 1st each year of the Contract. All costs of such bond will be the responsibility on the Contractor.
11. The bid shall be based on the premise that the District will not be responsible for financing, owning, or licensing vehicles. All vehicles must be parked, maintained and

taxed within the boundaries of the District or no more than fifteen (15) miles from any District attendance center.

12. The Equal Opportunity Clause of Section 6.1 of the Rules and Regulations of the Illinois Department of Human Rights is incorporated by reference and shall have the same force herein in its entirety.
13. All figures given for passengers, routes, or lengths of routes are based on data available for the 2012-13 school year.
14. Bidders must satisfy themselves, upon examination of these specifications, as to the intent of the specifications. After the submission of the proposal, no complaint or claim that there was any misunderstanding in regard to items listed for bidding will be entertained from any party. Bidders are responsible to verify all information provided to them.
15. Bidders shall not include taxes, which school districts are not subject to, in their quotation, as the District is exempt.
16. All bids shall be deemed final, conclusive and irrevocable. No bid shall be subject to correction or amendment for any error or miscalculation.
17. Bidders must include with their bid an audited financial report for their most recent fiscal year if Bidder has been in existence at least one (1) fiscal year. In addition, each bid shall also be accompanied by such items listed below as are available:
 - A. A description of its present operations and a list of outstanding transportation Contracts including the number of school buses used and the first year transportation service were furnished.
 - B. The corporate or individual history of the bidder.
 - C. A resume summarizing the experience and qualifications of the Contract Manager who will be primarily responsible for the performance of the Contract.
 - D. An organizational chart showing the staffing and lines of authority for key personnel to be used in performing the Contract. The name of the Manager overseeing this Contract must also be provided at this time.
 - E. If the bidder has not been in existence at least one (1) fiscal year, then the bidder shall provide its most recently available financial statement and a list, with contact information, of three (3) references.
18. The bidder shall at all times observe and comply with all laws, ordinances, regulations and codes of the federal, state, county and other local government agencies, including all School District policies, and any future amendments thereto, which may in any manner

affect the performance of the Contract, and in particular, any such laws pertaining to safety. The Contractor, in performing under this Contract, shall not discriminate against any worker, employee or applicant, or any member of the public because of race, creed, color, age, sex or national origin, nor otherwise commit an unfair employment practice. This bid is subject to and governed by the Equal Employment Opportunity Clause set forth in the Rules and Regulations of the Illinois Department of Human Rights. Further, the successful bidder must comply with the provisions of the Occupational Safety and Health Act and the standards and regulations issued hereunder and shall certify that all items furnished under this bid will conform to and comply with said standards and regulations. Further, the successful bidder must comply with the provisions of the Consumer Product Safety Act and certify that items furnished under this bid conform to applicable standards.

19. No Contract shall be assigned or any part of the same subcontracted without written consent of the Board, but in no case shall such consent relieve the Contractor from its obligations, or change the terms of the Contract.
20. Alternate bids will be considered only secondarily to the Contract specifications. Any alternates submitted must be thoroughly detailed to merit consideration.
21. Contractor shall keep all requirement used in the transportation of students in accordance with the State of Illinois Standards for School Buses, and such equipment shall be maintained in good mechanical order at all times to pass the State School Bus Inspection. Buses shall be kept in a clean and sanitary condition and open to examination by the District at all times.
22. Contractor shall submit a description of the equipment which he proposes to use in carrying out the Contract prior to the beginning of the school term. This will include the age and mileage of said equipment and be set forth on attached Exhibit B.
23. It is understood that all equipment furnished shall comply with all statutes, school bus specifications, and safety regulations in force, and that if any bus equipment owned by the Contractor fails at any time to comply in whole or in part during the term of the Contract, it shall be replaced by the Contractor without expense to the District and without claims for adjustment per diem, or per trip, compensation.
24. Standby buses maintained in good working condition, shall be available in sufficient numbers for all curricular and extracurricular needs for all Districts referenced herein and shall be used in the event any buses regularly transporting students shall be inoperable.
25. Contractor shall show evidence at the time of bid of an adequate office/maintenance facility to provide preventive maintenance and vehicle repairs to all buses used in connection with this Contract. The Contractor must show evidence of a terminal location within thirty (30) miles of the attendance center of the District.

26. The Contractor agrees that before each route that a school bus is used for transportation, the driver shall inspect same carefully for defects, and remedy any defects before using said vehicle. The Contractor agrees that before each route is concluded, the driver shall walk through the bus to ensure that it has been vacated, and shall document the same. The Contractor further agrees that under no circumstance shall the bus driver leave the bus unattended when the keys are in the ignition.
27. All buses shall be equipped with two-way radios and digital video cameras. All bus drivers shall have access to GPS navigation system devices within 24 hours of notice from the District that such a device is requested with regard to a particular route. Radios must have a capacity sufficient to maintain contact with the bus terminal at all route points. The successful bidder shall require that each school bus driver (i) test the two-way radio and video camera to ensure that it is functioning properly before any bus is operated; and (ii) before leaving the bus at the end of each route, work shift, or work day, to walk to the rear of the bus and check the bus for children or other passengers in the bus.
28. These General Conditions shall be affixed to the Contract entered into with the Contractor, and shall be considered an integral part thereof. Should there later be determined that there is a contradiction between the bid specification and Contract, terms and conditions as stated in the Contract will control. The acceptable bid is subject to a written Contract being approved by the School District.
29. The Contractor shall name an emergency contact person with the Contractor's company who can be contacted by the District 24 hours a day, 7 days a week, and shall provide the District with said individual's contact information.
30. The Contractor acknowledges that in the event of any strike or lockout involving the District and its employees, the provision of the Contractor's services and the payments due for such services shall be adjusted based upon the duration of any such strike or lockout.
31. All Bidders agree to complete and submit, with their Bid, the attached Non-Collusion Affidavit (Exhibit F attached) and Bidder Eligibility Certificate (Exhibit G attached).
32. Bidders must provide a list all current and former clients in the last five (5) years. The District reserves the right to contact such clients after bid opening to discuss with such clients their working experience with the Bidder over the past five (5) years.
33. All Bidders are required to provide their Department of Transportation number. The Board of Education reserves the right to reject any or all Bids based on the DOT ranking and findings.
34. All Bidders are required to provide copies of all Law Enforcement incidents for all clients, by district, within the last five (5) years.

II. SPECIAL CONDITIONS

1. Contractor agrees to have sufficient buses available for extra-curricular activities upon request of the School District. All extra-curricular activity transportation needs shall be met provided School District provides 48-hour advance notice of need.
2. Contractor agrees to comply with any and all special conditions set forth on Exhibit D.

III. CONTRACT SPECIFICATIONS:

- A. Adherence to Code. The Contractor must adhere to all laws of the Motor Vehicle Code, the School Code of Illinois, and the Regulations of State Agencies as currently in place or as hereafter amended. The Contractor will be subject to and governed by the rules and regulations of the Illinois Fair Employment Practices Act, and if Contractor violates any of the provisions of such Act, then the Agreement with the Contractor may be cancelled or voided in whole or in part, and such other sanctions or penalties may be imposed or remedies invoked as provided by statute or regulations.
- B. Sub-Contracts. No sub-Contracts are allowed by Contractor.
- C. Hold Harmless Clause. The Contractor agrees to defend the School District, its Board of Education and members thereof, individually, and all officers and employees of said Board of Education, against all suits, actions, legal proceedings, claims and demands, and against all damages, loss, costs, expenses and attorney's fees, in any manner, caused by, arising from, incidental to, connected with or growing out of the performance of this Contract.
- D. No Collusive Bidding. The bidder certifies that his bid is made without any previous understanding, agreement or connection with any person, firm, or corporation making a bid for the same project, and is in all respects fair, without control, collusion, fraud, or otherwise illegal action. The bidder certifies that the bidder prepared the bidder's bid independently for this project and that it contains no fees or amounts other than for the legitimate execution of the work as specified and that it includes no understandings or agreements in restraint of trade. Further, bidder certifies that the bidder and its agents are not barred from bidding on this Contract as a result of a conviction for either Bid Rigging or Bid Rotating under Sections 33E-3 and 33E-4 of the Illinois Criminal Code of 1961 (720 ILCS 5/33E-3 and 5/33E-4) and that the Contractor is not barred from bidding under 105 ILCS 5/10-20.21. (See attached Exhibit E for Certification Form).

E. Personnel.

1. Transportation vehicles shall not be operated by any other than a person holding the required license issued to him/her by the State of Illinois, and holding a proper school bus driver's permit issued to him by the Illinois Office of Education. Every driver shall follow the normal and usual instructions and requirements of the Illinois Office of Education and the District, and shall at all times comply with the motor vehicle laws of the State and all cities, villages, or other municipalities in which such vehicles may be operated and shall present such reports to aid the District as the District may request. This includes any and all Drug Testing and Criminal Background check requirements.
2. It is recognized that, for the protection of the children, drivers and all other persons coming in contact with the students must be of stable personality and of the highest moral character.
3. The responsibility for hiring and discharging personnel shall rest entirely upon the Contractor. The District shall have the unfettered right to refuse personnel of their successful bidder for use in completing the Contract, and may require reassignment of such personnel so that such personnel do not provide bussing services to the District. All such refusals or reassignment directives shall be in writing from the District.
4. The Contractor is responsible for all costs incurred to provide qualified drivers. Such costs shall include all training, physical examinations, license and permit fees, recruitment and any other related fees.

F. Safety Program.

1. The Contractor shall plan and administer a safety program in conformance with the State laws and regulations and any subsequent changes or additions thereto. The safety program must include, but is not limited to the following:
 - a) Bus Drivers
 1. All drivers must meet acceptability requirements as indicated in Section 6-104 and 6-106.1 of the Illinois Vehicle Code (625 ILCS 5/6-104 and 5/6-106.1)
 - b) All drivers must participate in both classroom and on-the-road training programs devoted to safety, proper bus operations, rules and regulations, and first aid.
 - c) All drivers must participate in a defensive driving course as certified by the National Safety Council.

- d) All drivers must be reviewed after thirty (30) days of employment and at least annually thereafter and must annually be given a review course on rules, regulations, safety, and first aid.
2. A safety meeting will be conducted each month.
 3. Students
 - a) The Contractor must assist and participate with the School District in providing safety programs as needed for its students including but not limited to conducting the required bus evacuation drills.
 - b) All bus routes, bus stops, operation of vehicles, and driver activities must be conducted with the safety of the students as the prime concern.
 - c) Contractor must provide training to the students of the School District on the proper boarding, disembarking, and bus riding procedures at least twice a year.
 - d) The bus drivers must continually monitor the behavior of all students to insure that safe bus riding procedures are being followed. If not, School District must be notified immediately. The Contractor agrees that the school administrators or their designees may, from time to time, ride a bus and otherwise observe the general operation of the bus service.

4. State Based Reports

The Contractor shall assist the District in completing reports as may be required by the Board of Education, ISBE, and/or Superintendent.

G. Insurance.

1. Contractor shall carry, pay for, and keep in force, in companies licensed to do business in Illinois, Comprehensive General Liability and Comprehensive Automobile Liability in minimum amounts of insurance as follows:

\$10,000,000.00 bodily injury and death and/or property damage combined single limit for each occurrence.

The Contractor shall carry Workers' Compensation Insurance in the minimum as specified by law, and waive subrogation against the District.
2. The policies will show as primary, non contributory additional named insured: "The Board of Education, School District, individual members thereof and all officers, agents and employees of the District."

3. The Contractor shall present and maintain current certificates of insurance throughout the term of this Contract to the District giving evidence of insurance coverage through companies licensed to do business in Illinois with an A. M. Best Rating of A- or better, and otherwise satisfactory to the District.
4. Each insurance company shall agree not to terminate their coverage without thirty (30) days written notice to both District and Contractor, and to include this clause in the insurance policy and in the certificate of insurance.

H. ROUTES AND SCHEDULES (See Attached Exhibit E)

1. Contractor will deliver all passengers to such points on the school grounds as the School may, from time-to-time, designate, and shall remove all students from the grounds for return to their homes in accordance with the transportation schedules and routes set up by the District, such schedules and routes to take into consideration traffic volume, hazards, and weather conditions.
2. The Contractor shall not permit more passengers to occupy buses than there are seats available and while the vehicle is in motion shall not permit any passengers to stand up in such vehicles, nor permit the overcrowding of such vehicle in any manner whatsoever.
3. Decisions regarding the regulation and development of routes, pickup and drop-off areas, the placement of stops, times of arrival and dismissal are to be made by the Contractor in cooperation with the School District. The District reserves the right to revise or change any and all routes and the number of busses required hereunder to best suit its needs at any time before or during the school year. Any such revision shall become a part of the Contract.
4. All buses to be scheduled are to arrive at the School at the time designated by the District.
5. At dismissal time, buses shall arrive at the School prior to dismissal, and shall depart not more than ten (10) minutes after dismissal time absent emergency circumstance.
6. Final routes will be submitted by the Contractor to the District at least five (5) days prior to the District's designated first day of school. A representative of the Bus Company shall be present throughout District's registration.
7. Routes shall be designed so that students shall only be picked up from home and delivered to their homes except when the District has confirmed service to or from alternate locations.
8. All drivers shall be required to do a practice route run with the school bus prior to the first day of school.

I. REQUIRED RECORDS

1. The Contractor shall maintain complete and accurate records of all trips provided under this Contract, all disciplinary actions, detailed information regarding the cost to the Contractor for fuel, and such other reports that the District may request and/or such other reports that may be required under all applicable law.

J. EMERGENCY CANCELLATION OF TRANSPORTATION

1. The Contractor will follow District procedures for emergency cancellation of transportation in those cases where weather conditions may preclude the movement of buses. The District shall not be charged for routes not driven as a result of emergency cancellations.

K. ADJUSTMENT OF ROUTES

1. Whenever the bus requirements change to the degree that adjustments of existing routes do not permit transportation without overcrowding, the Contractor shall provide additional bus(es) as may be required. These additional bus(es) shall be furnished at the same rate of cost per trip as set forth in the Agreement of this Contract.
2. Conversely, if transportation requirements should change to the degree that the entire bus(es) need no longer be utilized, costs shall be adjusted in the same manner as indicated in the paragraph above, and payment shall be made only for the days of utilization of such bus(es). This provision shall be effective only after reasonable written notice of not less than one (1) week has been given the Contractor.
3. Absolutely no increase or decrease in the number of buses utilized shall be made without prior approval from the Superintendent of Schools or his designee. The effective day of any increase or decrease in transportation services shall be mutually agreed upon by the Contractor and the District and be included as a part of the written approval for the Contractor to make a change in services.
4. The District reserves the right to make alternative arrangements with regards to Special Education, Alternative School, or Extra-Curricular transportation.

L. GENERAL BREACH

1. In the event that the Contractor at any time fails to comply with and fully perform and strictly adhere to any covenant contained herein to be performed by the Contractor, its agents or employees, the District shall give 48-hours notice in

writing to the said Contractors of such failure and in the event the Contractor does not remedy such failure within 48-hours from the receipt of such notice by it (except if such failure be impossible to remedy within 48-hours only because of weather conditions, making roads impassable, or other acts of God or strikes). At the option of the District, this Contract may be terminated by delivery to the Contractor of written notice of such election to terminate, but the Contractor shall remain liable for any cost to the District for bus transportation to the end of the current school year as hereinafter provided. Failure to exercise the School District's rights within 48-hours does not preclude any subsequent right to exercise at a later date. This Contract is terminated in accordance with any of the provisions contained herein, all rights of the Contractor shall cease.

M. SERVICE BREACH

1. If any driver on any route is fifteen (15) minutes later than the scheduled arrival time at School or scheduled time for release from School the Contractor shall be in breach of this provision. In that event, Contractor shall pay to School District an amount equal to one daily route charge as for each non-excused breach. The School District may, in its sole discretion, excuse said breach in the event of student discipline, travel advisories within the School District, accidents caused by other drivers or other similar extenuating circumstances. If Contractor has committed three (3) such breaches within any thirty (30) day school period or eight (8) such breaches within any school semester, the district may consider Contractor in default and terminate this Contract immediately and without notice.

N. CONTRACTOR NOT AN AGENT

1. The Contractor shall not be held or deemed in any way to be an agent, employee, or official of the District, but rather an independent Contractor furnishing transportation services for the District.

O. SUPERVISION OF LOADING AND UNLOADING

1. The Contractor agrees that the driver of each bus shall supervise the loading and unloading of his bus at all pickup and delivery points and that the Contractor will provide full-time operation for reporting of transportation problems.

P. STUDENT MANAGEMENT

1. Rules and regulations regarding bus passenger discipline shall be given to each student and to the Contractor by the School District.
2. It is to be understood that decisions on disciplinary problems, suspensions or expulsions will rest with the District's Principal, Superintendent or Board of Education. The driver is responsible only for discipline required to operate the

bus; beyond this point, he/she would ask for help. If, in the opinion of the driver, the behavior of any person on the bus threatens or prohibits the driver from operating the bus without endangering passengers on the bus, the driver shall stop the bus and take whatever emergency action (if any) is necessary to ensure the safety of the passengers. As soon as reasonably possible thereafter, the driver shall report such occurrence to the Contractor's central dispatch. Under no circumstances may a driver refuse to transport a student who is assigned to his bus without express consent from the District.

Supervisor shall, within 24-hours of any such incident, advise the building administrator of the building to which the students on the bus are most directly related, of all instances of serious misbehavior on their bus and shall assist the building administrator (or his/her designee) in obtaining whatever information is desired with respect to each incident.

Further administrative procedures and regulations shall be established cooperatively between the District and the successful bidder.

3. All vandalism damages to the Contractor's equipment or facilities will be the responsibility of the Contractor. All facilities will be the responsibility of the Contractor; however, the District will endeavor to assist the Contractor in receiving restitution for damaged equipment.
4. When a passenger causes an undesirable situation on any bus, the driver shall report passenger's name and/or description of the situation to his/her supervisor, who shall, no later than the following day, turn in a report to the District.

Q. OPERATING EXPENSE

1. The Contractor shall provide and compensate its drivers and other personnel and pay all expenses pertaining to operating the buses, such as state license, fuel, oil, lubrication, tires, antifreeze, all repairs and maintenance, storage, and washing, radios, cameras, and tapes.

R. EQUIPMENT

1. The average age of the bus fleet will not exceed five (5) years. The maximum allowable age for single unit is ten (10) years. All buses must be diesel powered.

S. CONTRACT CONDITIONS

1. DURATION: This Agreement shall take effect at the close of summer school, summer of 2013, and shall continue in force and effect until the end of summer school, summer 2016, a period of three (3) years. The District has the right to extend this Agreement for up to two (2) additional one (1) year periods per Illinois law.

COMPENSATIONS: Transportation of students to/from school is required for up to one hundred seventy-six (176) days during the regular school term.

T. ESCALATION

1. It is recognized that: (1) certain of the Contractor's operational expenses, such as the cost of materials, services, and labor may change materially, up or down, during the Contract period; (2) such changes in cost cannot be determined in advance; (3) a price modification clause is included in a Contract which is fair and just to both the Contractor and the District, cost projections can be more accurate and the corresponding rate will be lower than it otherwise would be.
2. Therefore, the compensation for the services described herein are fixed for the 2013-2014, 2014-15, and 2015-16 school years, and the compensation for each subsequent school year of the term of the Contract shall be adjusted by the percentage of increase or decrease, if any, between the index number for all times for the month of June, 2014 and June 2015, and the month of June of the succeeding years of the Contract as established by the Consumer Price Index, all items U.S., published by the United States Department of Labor's Bureau of Labor Statistics. Any such increase or decrease, however, shall not exceed two percent (2%) in any one (1) year.

U. FUEL

1. The Contractor shall provide fuel for the operation of the buses under this Contract. The Contractor will provide an initial base fuel rate in its bid. The Contractor will provide an initial base fuel rate of \$ 3.60 per gallon. The cost of fuel includes all applicable taxes, fees, and delivery charges. If the average cost of fuel purchased by the Contractor increases by ten (10) cents or more per gallon, from the established base rate, the Contractor shall be entitled to a one (1) cent per mile increase for each ten (10) cent incremental rise in fuel costs. Likewise, if the average cost of fuel purchased by the Contractor decreases by ten (10) cents or more per gallon from the established base rate, the District shall be entitled to a one (1) cent per mile credit for each ten (10) cent incremental decrease in fuel costs. The fuel cost adjustment will be applied to the average daily mileage as established by the route configuration. The fuel cost for purposes of this adjustment shall be averaged and adjusted semi-annually after comparison to the original base cost. The Contractor shall provide documentation, upon request, validating the gallons used by providing the invoices and mileage records for each bus.

V. OTHER REQUIRED CERTIFICATIONS

1. Bidders will be required to also provide a Drug Free Workplace Certification, a Certification Regarding Debarment, and a Certification/Disclosure Related to Lobbying Activities (not provided with materials).

EXHIBIT A
Schedule 1

PUTNAM COUNTY COMMUNITY UNIT SCHOOL DISTRICT #535
STUDENT TRANSPORTATION

TYPES OF ROUTES	2013-2014 RATES	2014-2015 RATES	2015-2016 RATES
REGULAR ROUTES:			
3 Buses (60 mile base)			
Per Bus per Day \$ _____			
Excess Mileage \$ _____			
\$ _____ x 3 buses x 175 days =			
Annual Cost	_____	_____	_____
9 buses (80 mile base)			
\$ _____ per bus pr day			
(8 Regular Ed/1 Special Ed)			
Excess Mileage \$ _____ per mile			
(extra cost for wheelchair bus – spec ed)			
\$ _____ x 9 buses x 175 days =			
Annual Cost	_____	_____	_____
ROUTE 1 – SPECIAL EDUCATION AND VOCATIONAL			
Cost per day: \$ _____ based on			
176 days			
Total Annual Cost	_____	_____	_____
(extra cost for wheelchair bus)			
Transport AVC Students to Vocational Center			
Cost per day: \$ _____ based on			
175 days			
Total Annual Cost	_____	_____	_____
ROUTE 2 – EARLY CHILDHOOD AND DEVELOPMENTAL PRE-SCHOOL			
Cost per day: \$ _____ based on			
140 days			
Total Annual Cost	_____	_____	_____

TYPES OF ROUTES	2013-2014 RATES	2014-2015 RATES	2015-2016 RATES
-----------------	-----------------	-----------------	-----------------

ROUTE 3 – HENNEPIN – 1 STUDENT
(SPECIAL NEEDS) AND
EARLY CHILDHOOD
MID-DAY ROUTE

(run this route with existing Putnam County)

Cost per day: \$_____based on
175 days

Total Annual Cost (extra cost for wheelchair bus)			
--	--	--	--

ROUTE 4 – SPECIAL EDUCATION
TO LPHS

Cost per day: \$_____based on
175 days

Total Annual Cost (extra cost for wheelchair bus)			
--	--	--	--

TOTAL COSTS			
-------------	--	--	--

Excess Mileage will be billed separately, by the month.

Extra Trips:

Price per hour/per mile: \$_____ per hour or \$_____ per mile (whichever is greater)

Minimum Charge: 4 hours or 50 miles - \$ _____

DATE: _____

FIRM NAME: _____

ADDRESS: _____

BY: _____

TITLE: _____

TELEPHONE: _____

EXHIBIT B

List of Equipment (Buses) To Be Used

EXHIBIT C

Number of stand-by buses is _____.

EXHIBIT D

Special Conditions

A. Other

- (1) Handicapped buses will be provided as necessary.
- (2) Buses will be provided for district field trips, extra-curricular activities and similar situations at times designated by the district, with a prior 48-hour notice.

EXHIBIT E

Routes and Schedules

EXHIBIT F

NON-COLLUSION AFFIDAVIT

AFFIDAVIT: "I (we) hereby certify and affirm that my (our) proposal was prepared independently for this project and that it contains no fees of amounts other than for the legitimate execution of this work as specified and that it includes no understanding or agreements in restraint of trade."

(If an Individual)

Signature of Bidder: _____ (Seal)

Business Address: _____

(If a Partnership)

Firm Name: _____ (Seal)

By: _____

Business Addresses:
Of all Partners: _____

Of the Firm: _____

(If a Corporation)

Corporate Name: _____

(Corporate Seal)

By: _____

Business Address: _____

Name of Officers: President: _____

Secretary: _____

Treasurer: _____

Attest: _____
(Secretary)

Name of Bidder: _____

Date: _____

EXHIBIT G

CERTIFICATION OF NON-DEBARMENT AND ELIGIBILITY

Pursuant to 720 ILCS 5/33E-11, the Bidder hereby certifies that the Bidder is not barred from bidding on this contract as a result of a violation of either the bid-rigging or bid-rotating provisions of Section 33E-3 and 33E-4 of Article 33E of the Criminal Code of 1961(720 ILCS 5/33E-3; 720 ILCS 5/33E-4), as amended.

(Signature)

EXHIBIT H

DRUG-FREE WORKPLACE CERTIFICATION

(Applicable only to Contractors with 25 or more employees)

The Bidder does hereby certify pursuant to Section 3 of the Illinois Drug-Free Workplace Act (30 ILCS 580/3) that the Bidder shall provide a drug-free workplace for all employees engaged in the performance of work under the Contract by complying with the requirements of the Illinois Drug-Free Workplace Act and, further certifies, that the Bidder is not ineligible for award of this Contract by reason of debarment for a violation of the Illinois Drug-Free Workplace Act.

(Signature)

**Investment Update
Putnam County CUSD 535**

February 13, 2013

The next CD is due this month on February 27, 2013. The CD is worth \$332,359.60, and it is currently at First State Bank. It is being advertised for bids, and I will provide the results of that process in the next report in March.

**State Funding Update
Putnam County CUSD 535**

February 13, 2013

E.C.E. \$75,568.00

Drivers' Ed. \$2,786.16

Special Ed. \$90,371.03

Transportation \$84,283.40

Total Owed \$251,008.59



VILLAGE OF GRANVILLE

(815) 339-6333

PUTNAM COUNTY, ILLINOIS 61326

February 5, 2013

Unit School District 535
Superintendent
Jay McCracken
400 E. Silverspoon Ave. PO Box 607
Granville, IL 61326

Pursuant to State of Illinois statutory requirements (Section 11-74.4 - 4.1) this letter is to inform you that the Village of Granville is initiating planning studies to be conducted by its tax increment financing (TIF) consultant, Moran Economic Development, LLC, to determine the feasibility of establishing/expanding a TIF district in a study area of the community. The Area that is proposed for tax increment financing encompasses 114 parcels of developed property, rights-of-way, and undeveloped property in the Village of Granville. Generally, the Area encompasses blocks of parcels along McCoy Street and Route 71. Beginning near Front Street, the area takes in parcels adjacent to McCoy Street. The Area continues south taking in parcels both east and west of McCoy Street until reaching Route 71. The Area extends west briefly for several parcels, and then extends further east taking in the properties on the north side of Route 71. In the southeastern portion of the Area, several undeveloped properties south of Route 71 are taken in, as well the PC Foods store parcel. These properties total approximately 104 acres, in the Village of Granville, all of which lies in Putnam County.

In the next few months, we will be performing the planning studies and finalizing potential boundaries for the TIF program. We will inform you at a later date as to the outcome of these planning studies.

If you have any questions, please do not hesitate to contact me.

Sincerely,

President Douglas Gimbal
Village of Granville, Illinois

Village of Granville, Illinois

Resolution No. 2013 02 05

A RESOLUTION PROVIDING FOR A FEASIBILITY STUDY ON THE DESIGNATION OF AREAS AS REDEVELOPMENT PROJECT AREAS

WHEREAS, the Village of Granville (Village) is a political subdivision, body politic, and municipal corporation of the State of Illinois; and

WHEREAS, the Village, in order to promote and protect the health, safety, morals and welfare of the public, must identify those areas which are blighted, as well as those areas which contain conditions precedent to blight; and;

WHEREAS, the Village, in order to determine if such conditions exist, and to determine whether such conditions can be eradicated or ameliorated, may elect to study such areas which may contain such conditions and;

WHEREAS, the Village has determined to study such areas, as specifically provided under 65 ILCS 5/11-74.4, et. seq.;

NOW THEREFORE BE IT RESOLVED, by the Village of Granville, on this 5th Day of February, 2013, that:

1. The Village hereby authorizes Moran Economic Development, LLC to undertake a feasibility study on the designation of a redevelopment project area, generally the Area encompasses blocks of parcels along McCoy Street and Route 71, in the Village of Granville.
2. The purpose of the proposed redevelopment plan and project within the Village of Granville is to provide incentives for commercial and industrial development in an area where development would not occur but for the use of tax increment financing.
3. A general description of tax increment financing follows:

Tax increment financing was created by the Tax Increment Allocation Redevelopment Act (the "Act"), found at 65 ILCS 5/11-74.4-1 et. seq.

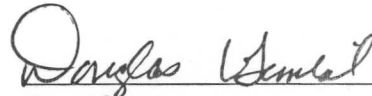
Tax increment financing is a technique intended to be used by municipalities to address and eradicate problems which cause areas to qualify, generally, as "conservation" or "blighted" areas, and to carry out redevelopment projects which serve this end.

The concept behind the tax increment law is relatively straightforward and allows a municipality to carry out redevelopment activities on a locally controlled basis. Redevelopment, which occurs in a designated Redevelopment Project Area, will increase the equalized assessed valuation of the property and, thus, generate increased property tax revenues. This increase or "increment" can be used to finance "redevelopment project costs" such as land acquisition, site clearance, building rehabilitation, interest subsidy and the construction of public infrastructure within that same Redevelopment Project Area.

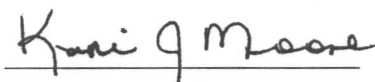
4. Submit all comments and suggestions regarding the redevelopment of the areas to be studied to:

President Douglas Gimbal
Village of Granville
316 S. McCoy St.
Granville, IL 61326

SIGNED:


President

ATTEST:



Mid-Year Fiscal Review

I will provide a PowerPoint presentation with additional details at the upcoming Board meeting, but the following information provides the main highlights for our mid-year fiscal review.

12/31/12

	Expenditures	
Education	\$3,562,754/\$7,607,413	47%
O & M	\$612,258/\$1,151,300	53%
Transportation	\$294,350/\$695,175	42%
IMRF	\$139,227/\$304,085	46%
Working Cash	\$0 spent	
Tort	\$86,536/\$132,500	65%

***As noted above, we are on target regarding all reported funds. The Tort Fund reflects more than half expended because we have paid the liability insurance in total during this first half of the year.**

Recommendation to Approve the 2013/2014 Calendar

As superintendent, I recommend approval of the 2013/2014 calendar for Putnam County CUSD 535. (Please note attached calendar.)

Rationale

This calendar has been reviewed by our administrative team and the district's union.

District Goal

Improve communication among all stakeholders in the Putnam County School District and communities.

School Calendar
2013-2014

August 1	Registration (9am to 7pm)
August 2	Registration (8am to 1pm)
August 15	Institute Day – No School
August 16	Institute Day – No School
August 19	First Day of School (2:05 Dismissal)
August 19 -23	2:05 Dismissal
September 2	No School - Labor Day
October 11	Institute Day – No School
October 14	No School - Columbus Day
October 18	End of First Nine Weeks
October 24	Parent/Teacher Conferences (4 pm to 8 pm) pass out report cards
October 25	No School - Parent/Teacher Conferences (8am to Noon) pass out report cards
November 11	No School - Veterans Day
November 27-Dec 1	No School - Thanksgiving Break
December 20	End of 2 nd Nine Weeks—End of 1 st Semester (2:05 Dismissal)
December 21-January 5 th	—Winter Break
January 6	School Resumes
January 20	No School - Martin Luther King Day
February 13	Parent/Teacher Conferences (4pm to 8pm)
February 14	Parent/Teacher Conferences (8am to Noon)
February 17	No School-Presidents' Day
March 3	No School - Casimir Pulaski Day
March 3-March 14	ISAT Testing
March 14	End of Third Nine Weeks
April 12 – April 21	Spring Break
April 23-24	PSAE
May 26	No School - Memorial Day
May 27	Institute Day – No School
May 28	Full Day
May 29	Last Day – 2:05 Dismissal
Emergency Days May 30, June 2, 3, 4, 5	

Student Attendance Days

August Student Attendance Days—10

September Student Attendance Days—20

October Student Attendance Days--20

November Student Attendance Days—17

December Student Attendance Days—15

January Student Attendance Days--19

February Attendance Days—18

March Student Attendance Days—20

April Student Attendance Days—16

May Student Attendance Days—19

Summary

Student Attendance Days	174
Emergency Days	5
Approved Institutes	4
Approved P/T Conferences	2
Total	185

Non-Union Personnel

Patricia Both – Social Worker

Brandy Baele – Social Worker

Gene Randolph – Psychologist

Megan Goetz – PPS Secretary

Maria Mignone – Speech/Language

Ann Lamboley – District Office Admin Secretary

Pam Ellena – District Office Admin Secretary

Doug Smith – Maintenance Supervisor

Recommendation to Rehire Non-Union Personnel

As superintendent, I recommend rehiring all of our non-union personnel for the upcoming 2013/2014 School Year. (See list.)

Rationale

The non-union personnel are not covered by our collective bargaining agreement, but I suggest that we not set any raises for these individuals until after the collective bargaining process has been completed. At that time, those raises may reflect similar amounts to those in the new agreement.

District Goal

Maintain strong fiscal responsibility in the Putnam County School District.

Putnam County C.U.S.D. 535 Budget Reduction Plan		
2013/2014 School Year		
February 11, 2013		
<i>*Our Putnam County C.U.S.D. 535 Administrative Team met on February 6, 2013 to discuss ways in which we could reduce our FY14 Budget. Ronda Cross, Mike Olson, Carl Carlson, Bob Peterson, and Jay McCracken were present</i>		
Reduction Recommendations		
Position and/or Category	Amount of Dollars Reduced	
Plan A		
One Special Education Teacher	Salary	\$33,900.00
	Benefits	\$10,586.45
	Total	\$44,486.45
Paraprofessional (Teacher's Aide)	Salary	\$14,995.20
	IMRF	\$1,649.47
	FICA	\$1,147.13
	Total	\$17,791.80
Operations and Maintenance	Project Reductions	\$200,000
Plan A Total Budget Reduction		\$262,278.25
Plan B		
(All of the above reductions with one additional reduction)		
One Music Teacher	Salary	\$42,300.00
	Benefits	\$15,452.52
	Total	\$57,752.52
Plan B Total Budget Reduction		\$320,030.77

PUTNAM COUNTY CUSD #535
BOARD OF EDUCATION EXECUTIVE SESSION AGENDA
February 19, 2013
6:30 P.M.

- I. Budget Reduction Plan
 - Reduce 1 Spec Ed Teacher – Holly Faletti
 - 2 Parapros –Brittany Mennie
 - Chelsi Straughn
 - Reduce 1 Music Teacher – Carol Eckwall