

PUTNAM COUNTY CUSD #535
BOARD OF EDUCATION MEETING AGENDA
PUTNAM COUNTY PRIMARY SCHOOL - MEDIA CENTER
August 15, 2011
6:30 PM

“WHERE ALL STUDENTS WILL LEARN AND SUCCEED AND ALL MEANS **ALL**”

DISTRICT GOALS:

- Demonstrate increased academic achievement for all students.
Improve communications among all stakeholders in the Putnam County School District and communities.
Maintain strong fiscal responsibility in the Putnam County School District.

UPCOMING IN SEPTEMBER:

- > Approve 2011/2012 Budget
- > Annual Audit Presentation
- > Enrollment and Staffing Numbers

I. CALL TO ORDER

II. PLEDGE OF ALLEGIANCE

III. ROLL CALL

IV. ADJUSTMENTS TO THE AGENDA

V. AUDIENCE PARTICIPATION/HEARING OF DELEGATIONS

- A. Mr. John Heiser, HS Ag Teacher & FFA Advisor, and FFA Members

VI. CORRESPONDENCE

VII. CONSENT AGENDA

- A. Approve July 18, 2011 Board of Education Regular and Executive Sessions Minutes. 3
- B. Approve District Bills 7
- C. Approve Financial Reports 17
- D. Approve Treasurer's Report 66
- E. Destroy Executive Session Verbatim Recording of February 16, 2010
- F. Approve Treasurer's Bond 68

VIII. REPORTS, UPDATES AND INFORMATIONAL ITEMS

- A. Principals' Reports 70
- B. Superintendent's Report
 - 1. State Funding Update 76

2. Investment Report	
3. Review District School Improvement Plan	77
C. Committee Reports	
1. Policy Committee	
2. Negotiations Committee	
3. Finance Committee	
4. Building/Grounds Committee	
IX. OLD BUSINESS	
A. Accept PRESS Plus Policy New Policy and Changes (Action)	86
B. Lostant Intergovernmental Agreement (Action)	89
X. NEW BUSINESS	
A. Approve Tentative 2011/2012 Budget (Action)	93
B. Accept Health Insurance Quotes (Action)	
C. Illinois Funds E-Pay(Electronic Payment Service) (Action)	125
D. First Reading of Fund Balance Policy.	127
XI. EXECUTIVE SESSION TO DISCUSS THE APPOINTMENT, EMPLOYMENT, COMPENSATION, DISCIPLINE, PERFORMANCE AND/OR DISMISSAL OF SPECIFIC EMPLOYEES OF THE DISTRICT.	128
XII. ACTION ITEMS FOLLOWING EXECUTIVE SESSION	
A. Personnel - Hiring (Action)	
B. Superintendent Goals (Action)	146
XIII. ADJOURNMENT	

Putnam County Community Unit School District #535
400 E Silverspoon Ave
Granville, Illinois 61326

Board of Education
Regular Meeting
6:30 p.m., July 18, 2011
Media Center Putnam County Primary School

Board President Vicky Nauman called the meeting to order at 6:30 p.m.

The meeting continued with the Pledge of Allegiance.

PLEDGE

The following members were present to answer roll call: Mr. Gibson, Ms Glenn, Mrs. Hopkins, Mrs. Nauman, Mrs. Popurella and Mrs. Shore. Mr. Kettman was absent.

ROLL CALL

No adjustments

ADJUSTMENTS

No delegations

DELEGATIONS

Mrs. Hopkins moved and Mr. Gibson seconded the motion to approve the Consent Agenda - Regular and Executive session minutes of June 20, 2011, Financial Reports for the month of June, Treasurer's Report for month of June, bills for month of July, and destroy Executive Session Verbatim Recording of January 19, 2010. On roll call the members voted as follows: Mrs. Hopkins, aye; Mrs. Nauman, aye; Mrs. Popurella, aye; Mrs. Shore, aye; Mr. Gibson, aye; and Ms Glenn, aye. Motion carried.

CONSENT AGENDA

Mrs. LeRette reported that the Pre School Grant was accepted and will be fully funded through the state. Pre school will have 80 students attending. Mrs. LeRette will be posting the Pre School Teacher position.

PRINCIPALS'
REPORTS

State Funding – Total state is behind \$451,122

SUPERINTENDENT
REPORT

The Lostant Intergovernmental Agreement will reflect the previous agreement.

Superintendent McCracken presented the revenue/expenditure report was \$575,939.21 to the positive.

The Annual Fiscal Calendar's first draft was distributed to the Board. Updates can be added.

The District was given the highest financial recognition by the ISBE with a Certificate of Financial Recognition.

Investment Report – 1 CD was awarded to First State in the amount of \$700,000.

Carpeting in the high school auditorium is being replaced for an amount of \$6599.

An Administrative/Board Retreat is tentatively being planned for Aug 10 with a tour of all the buildings in the district.

Parent Advisory Committee – Partners in Education Workshop will be on Sept 29. There will be many different workshops for parents and dinner will be served from 5 p.m. to 6 p.m.

COMMITTEE
MEETINGS

Finance Committee would like to see a Fund Balance Policy change. The recommendation will go to the Policy Committee first.

Policy Committee meeting will be Aug 1 at 6:00 p.m.

PUTNAM COUNTY BOARD OF EDUCATION

July 18, 2011

Page 2

Mrs. Popurella moved and Ms. Glenn seconded the motion to accept bids for asphalt, sealing and striping from Advanced Asphalt for \$83,611, SKI for \$10,136 and James Davis & Associates fee for \$4,655. On roll call the members voted as follows: Mrs. Popurella, aye; Mrs. Shore, aye; Mr. Gibson, aye; Ms Glenn, aye; Mrs. Hopkins, aye; and Mrs. Nauman, aye. Motion carried.

ASPHALT,
SEALING &
STRIPING WORK

First reading of PRESS Plus.

Mrs. Shore moved and Mrs. Popurella seconded the motion to accept the escalator bid for milk service from N.C.I.M.D. On roll call the members voted as follows: Mrs. Shore, aye; Mr. Gibson, aye; Ms Glenn, aye; Mrs. Hopkins, aye; Mrs. Nauman, aye; and Mrs. Popurella, aye. Motion carried.

MILK BID

Ms. Glenn moved and Mrs. Shore seconded the motion to approve the Wellness Policy. All ayes, motion carried.

WELLNESS POLICY

At 7:28 p.m. Mrs. Popurella moved and Mrs. Hopkins seconded the motion to adjourn to executive session to discuss the appointment, employment, compensation, discipline, performance and/or dismissal of specific employees of the district. On roll call the members voted as follows: Mrs. Popurella, aye; Mrs. Shore, aye; Mr. Gibson, aye; Ms Glenn, aye; Mrs. Hopkins, aye; and Mrs. Nauman, aye. Motion carried.

EXECUTIVE
SESSION

At 8:06 p.m. Mrs. Popurella moved and Mr. Gibson seconded the motion to return to open session. On roll call the members voted as follows: Mrs. Popurella, aye; Mrs. Shore, aye; Mr. Gibson, aye; Ms Glenn, aye; Mrs. Hopkins, aye; and Mrs. Nauman, aye. Motion carried.

Mrs. Shore moved and Mr. Gibson seconded the motion to hire Angelina Migliorini, PS Spec Ed Aide; Angie Serafini, PS Spec Ed Aide; Claudia Gallup, PS Spec Ed Aide; Stephana Barr, Pre-School Class Room Aide; Alaina Sunken, JH Spec Ed Aide and 7th Girls Basketball Coach; Kayla Harris, JH Spec Ed Aide; Don Papini, JH Assistant Baseball Coach; and HS Extra Curricular Coaches and Sponsors on the list in BoardBook. On roll call the members voted as follows: Mrs. Shore, aye; Mr. Gibson, aye; Ms Glenn, aye; Mrs. Hopkins, aye; Mrs. Nauman, aye; and Mrs. Popurella, aye. Motion carried.

PERSONNEL

Ms. Glenn moved and Mrs. Popurella seconded the motion to accept with regret the resignations of Wendy Louis as HS Spec Ed Teacher, and Lynette Olson as JH 7th Girls Basketball Coach. All ayes, motion carried.

Mrs. Hopkins moved and Mr. Gibson seconded the motion to approve maternity leave for Carmela Rodriguez. On roll call the members voted as follows: Mrs. Hopkins, aye; Mrs. Nauman, aye; Mrs. Popurella, aye; Mrs. Shore, aye; Mr. Gibson, aye; and Ms Glenn, aye. Motion carried.

Mrs. Shore moved and Mr. Gibson seconded the motion to accept Doug Smith's Notice of Intent to retire October 31, 2015 and to provide him with a six percent retirement incentive for up to 4 years over his remaining years of service to the District. On roll call the members voted as follows: Mrs. Shore, aye; Mr. Gibson, aye; Ms Glenn, aye; Mrs. Hopkins, aye; Mrs. Nauman, aye; and Mrs. Popurella, aye. Motion carried.

PUTNAM COUNTY BOARD OF EDUCATION

July 18, 2011

Page 3

At 8:11 p.m. Mrs. Popurella moved and Mrs. Hopkins seconded the motion to adjourn.
All ayes, motion carried.

Respectfully submitted.

Pamela Ellena, Board Secretary

APPROVED _____
BOARD PRESIDENT DATE

BOARD SECRETARY DATE

Putnam County Community Unit School District No. 535
Granville, Illinois 61326
EXECUTIVE SESSION MINUTES
JULY 18, 2011

CALL TO ORDER The School Board of Putnam County met in regular session in the media center at the Primary Building.

ROLL CALL The following members were present to answer roll call: Mr. Gibson, Ms Glenn, Mrs. Hopkins, Mrs. Nauman, Mrs. Popurella and Mrs. Shore. Mr. Kettman was absent.

EXECUTIVE SESSION At 7:28 p.m. Mrs. Popurella moved and Mrs. Hopkins seconded the motion to adjourn to executive session to discuss the appointment, employment, compensation, discipline, performance and/or dismissal of specific employees of the district. On roll call the members voted as follows: Mrs. Popurella, aye; Mrs. Shore, aye; Mr. Gibson, aye; Ms Glenn, aye; Mrs. Hopkins, aye; and Mrs. Nauman, aye. Motion carried.

ITEMS DISCUSSED

- I. Personnel
 - A. Hire
 - 1. Angelina Migliorini – PS Spec Ed Aide
 - 2. Angie Serafini – PS Spec Ed Aide
 - 3. Claudia Gallup – PS Spec Ed Aide
 - 4. Stephana Barr – Pre-School Class Room Aide
 - 5. Alaina Sunken – JH Spec Ed Aide & 7th Girls' Basketball Coach
 - 6. Kayla Harris – JH Spec Ed Aide
 - 7. Don Papini – JH Assistant Baseball Coach
 - B. Maternity Leave – Carmela Rodriguez
 - C. Resignations
 - 1. Lynette Olson – JH 7th Girls' Basketball Coach
 - 2. Wendy Louis – HS Special Ed Teacher
 - D. Doug Smith's Retirement Package
 - E. Superintendent Goals

ADJOURN RETURN TO OPEN MEETING At 8:06 p.m. Mrs. Popurella moved and Mr. Gibson seconded the motion to return to open session. On roll call the members voted as follows: Mrs. Popurella, aye; Mrs. Shore, aye; Mr. Gibson, aye; Ms Glenn, aye; Mrs. Hopkins, aye; and Mrs. Nauman, aye. Motion carried.

BOARD PRESIDENT: _____

DATE: _____

BOARD SECRETARY: _____

DATE: _____

Bills Payable List

<u>Vendor Name</u>	<u>Description</u>	<u>P.O. #</u>	<u>Amount</u>	<u>State Account #</u>
ADVANCED ASPHALT COMP/HS ASPHALT			\$45,760.00	60-2530-520-1
	JH ASPHALT		\$37,406.00	60-2530-520-1
		Total	\$83,166.00	
ALLIED WASTE SERVICES #3(ALL SCHOOL SERVICES			\$393.69	20-2542-321-1
		Total	\$393.69	
AMEREN ILLINOIS	PRIMARY-ELECTRIC SERVIC		\$3,810.86	20-2542-466-5
	PRIMARY NATURAL GAS		\$123.18	20-2542-465-5
	JR HI-ELECTRICAL SERVICE		\$27.40	20-2542-466-3
	H S-NATURAL GAS SERVICE		\$308.94	20-2542-465-2
	JR HI-NATURAL GAS		\$186.63	20-2542-465-3
	ELEMENTARY-NATURAL GAS		\$161.42	20-2542-465-4
	H S- ELECTRIC SERVICE		\$5,905.78	20-2542-466-2
	JR HI-ELECTRICAL SERVICE		\$3,936.07	20-2542-466-3
	ELEMENTARY-ELECTRIC SERVI		\$1,075.80	20-2542-466-4
	JR HI-ELECTRICAL SERVICE		\$34.53	20-2542-466-3
		Total	\$15,570.61	
ARAMARK	ALL SCHOOL SERVICES		\$539.67	20-2542-321-1
	ALL SCHOOL SERVICES		\$316.54	20-2542-321-1
	ALL SCHOOL SERVICES		\$264.13	20-2542-321-1
	ALL SCHOOL SERVICES		\$201.95	20-2542-321-1
	ALL SCHOOL SERVICES		\$137.26	20-2542-321-1
		Total	\$1,459.55	
AUDIO LABS	H S-BUILDING CAP OUTLAY	64419	\$706.00	20-2542-540-2
		Total	\$706.00	
BERGER, NANCY	EPIC-TUITION REIMB		\$1,020.00	10-2210-320-1
		Total	\$1,020.00	
BLUE CROSS BLUE SHIELD	BUS ED-MEDICAL INS		\$748.00	10-1407-222-2
	HLTH CRT S		\$636.41	10-481
	HLTH BP CRT S		\$5,727.00	10-481
	HLTH CRT F		\$3,918.53	10-481
	HLTH BP CRT F		\$5,030.63	10-481
	HLTH CRT E + S		\$1,567.20	10-481
	HLTH BP CRTE+S		\$2,992.00	10-481
	HLTH NC E+S		\$195.90	10-481
	HLTH BP NC E+S		\$374.00	10-481
	HLTH NC S		\$83.01	10-481
	HLTH NC S		\$83.01	20-481
	HLTH BP NC S		\$747.00	10-481
	HLTH BP NC S		\$747.00	20-481
	HLTH BP EMP+C		\$332.34	20-481
	HLTH E + C		\$751.92	10-481
	HLTH BP E + C		\$1,329.36	10-481
	HLTH E + C		\$187.98	20-481
	HLTH ADM BP F		\$2,440.68	10-481
	HLTH ADMIN E+S		\$1,099.91	10-481
	HLTH ADMIN E+S		\$39.89	40-481
		Total	\$29,031.77	
BOGNER ELECTRIC	H S-BUILDING REPAIRS/MAI	64429	\$525.00	20-2542-323-2

Bills Payable List

<u>Vendor Name</u>	<u>Description</u>	<u>P.O. #</u>	<u>Amount</u>	<u>State Account #</u>
		Total	\$525.00	
BOGNER, SARAH	H S-ATHLETIC TRAVEL		\$110.15	10-1501-332-2
		Total	\$110.15	
BRANDSTATTER SONS, JOHNH S-BUILDING CAP OUTLAY		64427	\$2,720.00	20-2542-540-2
		Total	\$2,720.00	
BUILDERS CHOICE, INC.	JR HI-BUILDING SUPPLIES	64434	\$314.50	20-2542-410-3
		Total	\$314.50	
CC SERVICES	PUBLIC OFFICIAL BONDS		\$858.00	10-2310-380-1-7
		Total	\$858.00	
CHRISTENSEN FORD SALES	JR HI-BUILDING SUPPLIES	64430	\$340.80	20-2542-410-3
		Total	\$340.80	
CLASSROOM DIRECT	JR HI SUPPLIES	32349	\$303.26	10-1112-410-3
	PRIMARY-SUPPLIES	50341	\$217.59	10-1111-410-5
	PRIMARY-SUPPLIES	50342	\$128.51	10-1111-410-5
	PRIMARY-SUPPLIES	50354	\$54.80	10-1111-410-5
	PRIMARY-SUPPLIES	50412	\$289.15	10-1111-410-5
	PRIMARY-SUPPLIES	50427	\$46.09	10-1111-410-5
	PRIMARY-SUPPLIES	50428	\$174.26	10-1111-410-5
	PRIMARY-SUPPLIES	50439	\$59.36	10-1111-410-5
	PRIMARY-SUPPLIES	50442	\$167.99	10-1111-410-5
	PRIMARY-SUPPLIES	50444	\$88.44	10-1111-410-5
	PRIMARY-SUPPLIES	50450	\$29.05	10-1111-410-5
	PRIMARY-SUPPLIES	50457	\$59.46	10-1111-410-5
	PRIMARY-SUPPLIES	50461	\$91.40	10-1111-410-5
	PRIMARY-SUPPLIES	50463	\$78.06	10-1111-410-5
		Total	\$1,787.42	
COMPANION LIFE (DENTAL)	BUS ED-MEDICAL INS		\$41.34	10-1407-222-2
	DENTAL CERT S		\$93.28	10-481
	DENTAL BP CRT S		\$173.28	10-481
	DENTAL CRT F		\$351.50	10-481
	DENTAL BP CRT F		\$653.03	10-481
	DENTAL CERT S+		\$155.82	10-481
	DENT BP CRT S+		\$289.38	10-481
	DENT ADM BP F		\$105.74	10-481
	DENT ADMIN E+S		\$93.17	10-481
	DENT ADMIN E+S		\$2.23	40-481
	DENT NC FAMILY		\$18.50	20-481
	DENT NC BP FAM		\$34.37	20-481
	DENT NC SINGLE		\$11.66	10-481
	DENT NC SINGLE		\$17.49	20-481
	DENT NC BP SIN		\$21.66	10-481
	DENT NC BP SIN		\$32.49	20-481
	DENTAL EMP PD		\$49.98	10-481
		Total	\$2,144.92	
COMPANION LIFE (LIFE)	LIFE ADM BP		\$19.00	10-481
	LIFE SUPT BP 2		\$4.42	10-481
	LIFE SUPT BP 2		\$0.33	40-481
	LIFE CERT		\$85.17	10-481

Bills Payable List

<u>Vendor Name</u>	<u>Description</u>	<u>P.O. #</u>	<u>Amount</u>	<u>State Account #</u>
	LIFE CERT BP		\$157.59	10-481
	LIFE NC		\$3.33	10-481
	LIFE NC		\$3.32	20-481
	LIFE NC BP		\$6.19	10-481
	LIFE NC BP		\$6.20	20-481
	LIFE EMP PD		\$4.76	10-481
		Total	\$290.31	
CONSECO HEALTH INS CO	CONSECO		\$456.49	10-481
	CONSECO		\$100.30	20-481
		Total	\$556.79	
CULLIGAN TRI CO SALES	ALL SCHOOL SERVICES		\$51.00	20-2542-321-1
		Total	\$51.00	
DARRAH, AMY	SUMMER SCHOOL SUPPLY		\$27.00	10-1600-410-1
		Total	\$27.00	
DEBO HARDWARE	HIGH SCHOOL-BLDG SUPPLIE	64441	\$4.80	20-2542-410-2
		Total	\$4.80	
EBSCO ACCOUNTS RECEIVAEJR HI MEDIA-PERIODICALS		32327	\$328.94	10-2220-440-3
		Total	\$328.94	
FREY SCIENTIFIC	JR HI SUPPLIES	32331	\$172.45	10-1112-410-3
		Total	\$172.45	
FRONTIER	SUPT-TELEPHONE		\$146.12	20-2542-340-1
		Total	\$146.12	
GARCIA, JENNIFER	H S-ATHLETIC TRAVEL		\$137.15	10-1501-332-2
		Total	\$137.15	
GENERAL TECHNOLOGY DIS SUPT OFFICE-SUPPLIES		64431	\$303.66	10-2320-410-1
		Total	\$303.66	
GOETZ, JODIE L	CROSS CAT - HS	26889	\$86.52	10-1220-410-1
		Total	\$86.52	
GRANVILLE FLOOR & WALL	PRIMARY BLDG CONSTRUCTION		\$6,599.00	60-2530-520-1
	JR HI-BUILDING SUPPLIES	64428	\$10.00	20-2542-410-3
		Total	\$6,609.00	
GRAPHIC ELECTRONICS	MUSIC AWARDS		\$52.00	10-1115-487-1
	H S ATHLETIC-AWARDS		\$191.25	10-1501-487-2
	JR HI ATHLETIC AWARDS		\$17.25	10-1501-487-3
	HS OFFICE - SUPPLIES		\$116.00	10-2410-410-2
		Total	\$376.50	
GRASSERS	JR HI-BUILDING SUPPLIES	64436	\$175.27	20-2542-410-3
		Total	\$175.27	
HARTMAN, CONNIE JO	HENN ELEM-SUPPLIES	42880	\$143.89	10-1110-410-4
		Total	\$143.89	

Bills Payable List

<u>Vendor Name</u>	<u>Description</u>	<u>P.O. #</u>	<u>Amount</u>	<u>State Account #</u>
HENNEPIN BOAT STORE LLC	HIGH SCHOOL-BLDG SUPPLIE	64437	\$25.00	20-2542-410-2
		Total	\$25.00	
HENNEPIN WATER DISTRICT	ELEM-WATER		\$157.33	20-2542-322-4
		Total	\$157.33	
HIGHSMITH COMPANY INC	JR HI SUPPLIES	32336	\$342.18	10-1112-410-3
		Total	\$342.18	
HINCKLEY SPRING WATER	CSUPT OFFICE-SUPPLIES	64421	\$100.15	10-2320-410-1
		Total	\$100.15	
I D E S (ACCT 08059410)	UNEMPLOYMENT INSUR		\$1,305.00	80-2363-232-7
		Total	\$1,305.00	
IASA-STARVED ROCK DIV	SUPT OFFICE-DUES/ FEES		\$75.00	10-2320-640-1
		Total	\$75.00	
IDEAL ENVIROMENTAL	JR HI BLDG. REP/ MAINT	64422	\$650.00	20-2542-323-3
	ELEMENTARY-BLDG REPAIR	64422	\$650.00	20-2542-323-4
		Total	\$1,300.00	
IL CENTRAL SCHOOL BUS	LLCONTRACT SERVICE-SP ED R		\$2,683.45	40-2550-326-1
		Total	\$2,683.45	
IL VALLEY CELLULAR	ALL SCHOOL SERVICES		\$42.38	20-2542-321-1
	SUPT-TELEPHONE		\$75.34	20-2542-340-1
	ALL SCHOOL SERVICES		\$85.91	20-2542-321-1
		Total	\$203.63	
IL VALLEY WASTE SERVICES	ALL SCHOOL SERVICES		\$506.95	20-2542-321-1
	ALL SCHOOL SERVICES		\$392.35	20-2542-321-1
		Total	\$899.30	
JAMES F DAVIS & ASSOC.	HS & JH PAVING PROJECTS		\$4,665.00	60-2530-520-1
		Total	\$4,665.00	
JONES SCHOOL SUPPLY	COMJR HI SUPPLIES	32367	\$82.45	10-1112-410-3
		Total	\$82.45	
KELLY SAUDER RUPIPE	JR HI-GROUNDS REP/MAIN	64435	\$311.95	20-2543-323-3
		Total	\$311.95	
LASALLE CO R.O.E.	SSOS TRAVEL		\$50.00	10-1112-333-3
	H S TRAVEL	26995	\$100.00	10-1113-332-2
		Total	\$150.00	
LASALLE OFFICE SUPPLY	PSYCH-SUPPLIES	63651	\$24.98	10-2140-410-1
		Total	\$24.98	
LASALLE-PERU TWSHP	HIGHSP ED TUITION PUBLIC		\$29,065.00	10-4220-600-1
		Total	\$29,065.00	

Bills Payable List

<u>Vendor Name</u>	<u>Description</u>	<u>P.O. #</u>	<u>Amount</u>	<u>State Account #</u>
LEASE	LEASE LEVY		\$4,612.35	10-4120-600-1
	LEASE BOND OBLIGATION		\$1,234.06	10-4120-600-1
	LEASE PERU BLD PAYMENT		\$1,300.82	10-4120-600-1
	SPEECH IMP PROF SERV		\$17,921.65	10-1210-319-1
	Total		\$25,068.88	
LIBRARY VIDEO COMPANY	JH MEDIA-AV	32343	\$79.95	10-2220-430-3
	Total		\$79.95	
LIESSE, NANCY	HEARING IMP SERVICES		\$105.00	10-1207-311-1
	Total		\$105.00	
LIGHTED WAY ASSOCIATION	LIGHTEDWAY/ALLENDALE		\$10,705.02	10-1912-670-1
	Total		\$10,705.02	
LOCKER ROOM	H S ATHLETIC CAP OUTLAY	26941	\$927.17	10-1501-540-2
	H S-PE RESALE SUPPLIES	26958	\$2,792.00	10-1113-497-8
	Total		\$3,719.17	
LOHMAN COMPANIES	LOHMANS CAFE. PLAN		\$207.69	10-496
	Total		\$207.69	
MARK KARLOSKY CONSULT	TECH R/M		\$131.75	10-2226-323-1
	TECH CAP OUTLAY	64433	\$4,030.05	10-1110-540-1
	Total		\$4,161.80	
MAXIIS	LEASE FD-MAXIIS		\$200.00	10-2190-323-1
	Total		\$200.00	
MCCANN, MICHAEL S	HENN ELEM-SUPPLIES		\$71.49	10-1110-410-4
	Total		\$71.49	
MCGRAW HILL CO	PRIMARY-SUPPLIES	50357	\$1,366.96	10-1111-410-5
	ONLINE SOFTWARE	50358	\$1,560.00	10-1113-470-1
	Total		\$2,926.96	
MCNABB TELEPHONE COMP	SUPT-TELEPHONE		\$349.42	20-2542-340-1
	H S - TELEPHONE SERVICE		\$326.88	20-2542-340-2
	JR HI-TELEPHONE SERVICE		\$328.23	20-2542-340-3
	ELEM-TELEPHONE		\$22.54	20-2542-340-4
	PRIMARY-TELEPHONE SERV		\$259.25	20-2542-340-5
	Total		\$1,286.32	
MEDIACOM LLC	LEASE FD-MAXIIS		\$249.95	10-2190-323-1
	Total		\$249.95	
MENARDS PERU	HIGH SCHOOL-BLDG SUPPLIE		\$782.08	20-2542-410-2
	HIGH SCHOOL-BLDG SUPPLIE	64438	\$11.16	20-2542-410-2
	HIGH SCHOOL-BLDG SUPPLIE	64438	\$88.70	20-2542-410-2
	JR HI-BUILDING SUPPLIES	64438	\$73.15	20-2542-410-3
	TECH-SUPPLIES	64443	\$105.51	10-2226-410-1
	Total		\$1,060.60	
MID AMERICA SPORTS ADV	JR HI-ATHLETIC SUPPLIES	32348	\$144.90	10-1501-410-3
	JR HI-ATHLETIC SUPPLIES	32348	\$78.75	10-1501-410-3

Bills Payable List

<u>Vendor Name</u>	<u>Description</u>	<u>P.O. #</u>	<u>Amount</u>	<u>State Account #</u>
MID AMERICA SPORTS ADV	JR HI-ATHLETIC SUPPLIES	32348	\$104.05	10-1501-410-3
	Total		\$327.70	
MILLER, ALLY	H S-ATHLETIC TRAVEL		\$110.15	10-1501-332-2
	Total		\$110.15	
NEWS TRIBUNE	INFO SERV-ADVERTISING		\$425.00	10-2630-350-1
	Total		\$425.00	
NORTH CENTRAL BANK	JR HI SUPPLIES		\$43.13	10-1112-410-3
	SUMMER SCHOOL SUPPLY		\$51.58	10-1600-410-1
	FFA FOUNDATION		\$150.00	10-1401-640-2
	SUPT OFFICE-TRAVEL		\$37.05	10-2320-332-1
	SUPT OFFICE-TRAVEL		\$42.48	10-2320-332-1
	JR HI SUPPLIES		\$690.68	10-1112-410-3
	JR HI SUPPLIES		\$33.39	10-1112-410-3
	JR HI SUPPLIES		\$204.08	10-1112-410-3
	LEASE FD-MAXIIS		\$1,000.88	10-2190-323-1
	Total		\$2,253.27	
OFFICE DEPOT	HENN ELEM-SUPPLIES		\$553.52	10-1110-410-4
	PRIMARY-SUPPLIES		\$553.52	10-1111-410-5
	JR HI SUPPLIES		\$553.51	10-1112-410-3
	Total		\$1,660.55	
ORKIN EXTERMINATING CO	ALL SCHOOL SERVICES		\$9.00	20-2542-321-1
	ALL SCHOOL SERVICES		\$213.79	20-2542-321-1
	Total		\$222.79	
OTTAWA ELEM SCHOOL DIST	SP ED TUITION PUBLIC		\$1,851.00	10-4220-600-1
	Total		\$1,851.00	
PALOS SPORTS INC	PRIMARY-SUPPLIES	50346	\$123.59	10-1111-410-5
	PRIMARY-SUPPLIES	50346	\$49.90	10-1111-410-5
	Total		\$173.49	
PCCU (NEC)	NEC-ADMIN/10 MONTH		\$99.23	10-481
	NEC-ADMIN/10 MONTH		\$1.74	40-481
	Total		\$100.97	
PENSERV PLAN SERVICES	PENSERV PLAN SERVICES		\$1,840.00	10-481
	Total		\$1,840.00	
PERMA- BOUND	JH MEDIA SUPPLIES		(\$13.01)	10-2220-410-3
	PCEF READING GRANT 11/12	32268	\$474.28	10-2310-411-6
	JH MEDIA BOOKS	32347	\$38.36	10-2220-411-3
	JH MEDIA BOOKS	32347	\$71.20	10-2220-411-3
	PRIM MEDIA BOOKS	50422	\$398.20	10-2220-411-5
	PRIM MEDIA BOOKS	50422	\$45.25	10-2220-411-5
	Total		\$1,014.28	
PETERSON, VALERIE	EPIC-TUITION REIMB		\$510.00	10-2210-320-1
	Total		\$510.00	
POSTMASTER GRANVILLE	SUPT OFFICE-POSTAGE	64444	\$176.00	10-2320-341-1

Bills Payable List

<u>Vendor Name</u>	<u>Description</u>	<u>P.O. #</u>	<u>Amount</u>	<u>State Account #</u>
		Total	\$176.00	
PRAIRIECAT	OPERATING CHARGE	26916	\$1,019.30	10-1113-470-1
		Total	\$1,019.30	
PREMIER AGENDAS	H S-TEXTBOOKS	26994	\$1,102.75	10-1113-420-2
		Total	\$1,102.75	
PRIMARY IMPREST	PRIMARY-TRAVEL		\$444.00	10-1111-332-5
	SSOS SALARIES		\$50.00	10-1112-123-3
	PRINC OFFICE-POSTAGE		\$16.08	10-2410-341-1
		Total	\$510.08	
PUT CO SCHOOL (TRS HEALTHENN-TEACH RET			\$683.78	10-1110-211-4
PRIMARY-TEACH RET			\$683.78	10-1111-211-5
JR HI-TRS			\$683.78	10-1112-211-3
HS TEACHER RETIREMENT			\$683.77	10-1113-211-2
SPARR HENSON INS			\$628.93	10-1110-222-4
PUETZ INS			\$119.68	10-1111-222-5
HOPKINS, KASS, SMITH INS			\$521.60	10-1112-222-3
JENKINS INS			\$282.24	10-1113-222-2
THIS ADMIN/10 MONTH			\$263.46	10-481
THIS ADMIN/10 MONTH			\$4.61	40-481
		Total	\$4,555.63	
PUT CO SCHOOL (TRS)	TRS ADMI/10 MONTH		\$1,608.09	10-481
	TRS ADMI/10 MONTH		\$28.14	40-481
		Total	\$1,636.23	
PUT CO SCHOOLS	IM IMRF		\$1,160.91	10-481
	IM IMRF		\$408.97	20-481
	IMRFBRD SHARE		\$2,809.37	50-481
	IMRFBRD SHARE		\$989.71	50-481
		Total	\$5,368.96	
PUTNAM CO COMM UNIT (IL)	IL State Tax		\$8,639.55	10-481
	IL State Tax		\$656.06	20-481
	IL State Tax		\$14.97	40-481
		Total	\$9,310.58	
PUTNAM CO SD FIT	Federal Tax 2011		\$20,439.11	10-481
	Federal Tax 2011		\$1,310.26	20-481
	Federal Tax 2011		\$53.47	40-481
		Total	\$21,802.84	
PUTNAM CO SD MEDICARE	MEDICARE (CERT)		\$2,006.47	10-481
	MEDICARE (CERT)		\$4.34	40-481
	MEDICARE (BRD PD)		\$2,006.47	50-481
	MEDICARE (BRD PD)		\$4.34	50-481
		Total	\$4,021.62	
PUTNAM COUNTY RECORD	INFO SERV-ADVERTISING		\$9.40	10-2630-350-1
	INFO SERV-ADVERTISING		\$20.00	10-2630-350-1
	INFO SERV-ADVERTISING		\$6.00	10-2630-350-1
		Total	\$35.40	

Bills Payable List

<u>Vendor Name</u>	<u>Description</u>	<u>P.O. #</u>	<u>Amount</u>	<u>State Account #</u>
PUTNAM COUNTY SD FICA	MATCHING FICA		\$1,981.12	50-481
	MATCHING FICA		\$1,057.35	50-481
	FICA 2011		\$1,463.16	10-481
	FICA 2011		\$780.91	20-481
	Total		\$5,282.54	
PUTNAM COUNTY UNIT CAFCAFETERIA PLAN			\$385.01	10-481
	Total		\$385.01	
PUTNAM COUNTY UNIT EI	COMP PAYMENT		\$72.17	10-481
	Total		\$72.17	
REALLY GOOD STUFF	JR HI SUPPLIES	32315	\$70.06	10-1112-410-3
	JR HI SUPPLIES	32325	\$62.42	10-1112-410-3
	PRIMARY-SUPPLIES	50352	\$197.81	10-1111-410-5
	PRIMARY-SUPPLIES	50419	\$120.81	10-1111-410-5
	PRIMARY-SUPPLIES	50426	\$78.90	10-1111-410-5
	PRIMARY-SUPPLIES	50430	\$67.21	10-1111-410-5
	PRIMARY-SUPPLIES	50440	\$91.20	10-1111-410-5
	PRIMARY-SUPPLIES	50445	\$18.80	10-1111-410-5
	PRIMARY-SUPPLIES	50445	\$107.36	10-1111-410-5
	PRIMARY-SUPPLIES	50448	\$79.12	10-1111-410-5
	PRIMARY-SUPPLIES	50449	\$22.38	10-1111-410-5
	PRIMARY-SUPPLIES	50449	\$78.88	10-1111-410-5
	PRIMARY-SUPPLIES	50458	\$70.91	10-1111-410-5
	PRIMARY-SUPPLIES	50464	\$18.80	10-1111-410-5
	PRIMARY-SUPPLIES	50464	\$33.94	10-1111-410-5
	Total		\$1,118.60	
ROBBINS SCHWARTZ NICHBOARD LEGAL FEES			\$887.50	10-2310-319-6
	Total		\$887.50	
RYDIN DECAL	HS OFFICE - SUPPLIES	27079	\$302.69	10-2410-410-2
	Total		\$302.69	
S R A	CROSS CAT-TEXT	50420	\$262.16	10-1220-420-1
	Total		\$262.16	
S.J. SMITH CO.	VOC AG SUPPLIES	26991	\$199.13	10-1401-410-2
	VOC AG SUPPLIES	26992	\$103.00	10-1401-410-2
	Total		\$302.13	
SCHMIDT, ED	HS BLDG TRAVEL		\$98.70	20-2542-332-2
	Total		\$98.70	
SCHOLASTIC INC	MEDICAID	26688	\$300.31	10-1220-411-11
	JR HI SUPPLIES	32300	\$184.54	10-1112-410-3
	PRIMARY-TEXTBOOKS	50433	\$553.02	10-1111-420-5
	Total		\$1,037.87	
SCHOOL SPECIALTY	JR HI SUPPLIES	32313	\$191.82	10-1112-410-3
	JR HI SUPPLIES	32324	\$174.61	10-1112-410-3
	JR HI SUPPLIES	32330	\$25.82	10-1112-410-3
	JR HI SUPPLIES	32334	\$18.31	10-1112-410-3

Bills Payable List

<u>Vendor Name</u>	<u>Description</u>	<u>P.O. #</u>	<u>Amount</u>	<u>State Account #</u>
SCHOOL SPECIALTY	JR HI SUPPLIES	32337	\$195.59	10-1112-410-3
	JR HI SUPPLIES	32341	\$135.58	10-1112-410-3
	JR HI SUPPLIES	32342	\$26.49	10-1112-410-3
	JR HI OFFICE-SUPPLIES	32352	\$959.18	10-2410-410-3
	JR HI SUPPLIES	32353	\$236.30	10-1112-410-3
	PRIMARY-SUPPLIES	50340	\$112.02	10-1111-410-5
	PRIMARY-SUPPLIES	50411	\$198.04	10-1111-410-5
	PRIMARY-SUPPLIES	50413	\$227.07	10-1111-410-5
	PRIMARY-SUPPLIES	50418	\$77.53	10-1111-410-5
		Total		\$2,578.36
SCHULTZ, AMY	EPIC-TUITION REIMB		\$510.00	10-2210-320-1
		Total	\$510.00	
SHEVOKAS, DEBBIE	EPIC-TUITION REIMB		\$510.00	10-2210-320-1
		Total	\$510.00	
STAPLES ADVANTAGE	TECH-SUPPLIES	64442	\$299.94	10-2226-410-1
		Total	\$299.94	
STAPLES CREDIT PLAN	JH MEDIA SUPPLIES	64413	\$34.78	10-2220-410-3
		Total	\$34.78	
STATE DISBURSEMENT UNIT CHILD SUPPORT			\$451.83	10-481
		Total	\$451.83	
STATE DISBURSEMENT UNIT CHILD SUPPORT			\$76.67	20-481
		Total	\$76.67	
STUDY ISLAND	STUDY ISLAND	32379	\$3,216.00	10-1113-470-1
		Total	\$3,216.00	
SUBSCRIPTION SERVICES	JR HI MEDIA-PERIODICALS	32328	\$125.82	10-2220-440-3
		Total	\$125.82	
SUN AG	JR HI-GROUNDS SUPPLIES	64424	\$105.00	20-2543-410-3
		Total	\$105.00	
SUPERINTENDENT IMPREST	SUPT OFFICE-POSTAGE		\$96.00	10-2320-341-1
	BOARD DUES/FEES		\$78.50	10-2310-640-6
	Total		\$174.50	
TALX UC EXPRESS	UNEMPLOYMENT INSUR		\$3.35	80-2363-232-7
		Total	\$3.35	
TEACHERS DISCOVERY	H S-TEXTBOOKS	26813	\$187.87	10-1113-420-2
		Total	\$187.87	
THOMPSON, DEBBIE	MEDIA PROG-TRAVEL		\$167.32	10-2220-332-1
	MEDIA PROG-TRAVEL		\$160.63	10-2220-332-1
	Total		\$327.95	
TRUCK & AUTO SUP	HIGH SCHOOL-BLDG SUPPLIE		\$146.72	20-2542-410-2
	JR HI-BUILDING SUPPLIES	64440	\$189.62	20-2542-410-3

Bills Payable List

<u>Vendor Name</u>	<u>Description</u>	<u>P.O. #</u>	<u>Amount</u>	<u>State Account #</u>
		Total	\$336.34	
UPSTART PROMOTIONS	PRIMARY MEDIA SUPP	50421	\$200.55	10-2220-410-5
		Total	\$200.55	
US GAMES	PRIMARY-SUPPLIES	50345	\$17.97	10-1111-410-5
		Total	\$17.97	
VILLAGE OF GRANVILLE	HS- WATER		\$1,780.00	20-2542-322-2
	PRIMARY- WATER		\$41.50	20-2542-322-5
		Total	\$1,821.50	
YOUNGS	PRIMARY BLDG SUPPLY	64426	\$73.85	20-2542-410-5
	PRIMARY BLDG SUPPLY	64439	\$334.87	20-2542-410-5
		Total	\$408.72	
		Report Total	\$321,956.17	

Revenue Report

Education Fund 10

Account	Description	A		B		B - A		A / B		State Account Number
		M.T.D. Revenue	Y.T.D. Revenue	Revenue Budget	Budget Balance Revenue	% of Budget				
10-111200-1	FIRST PRIOR YEAR LEVY	\$1,693,293.54	\$1,693,293.54	\$3,604,803.00	\$1,911,509.46	46.97	10-1112			
1112	Junior High	1,693,293.54	1,693,293.54	3,604,803.00	1,911,509.46	46.97	** Function			
10-112200-1	TORT IMMUNITY-1ST PRIOR	\$0.00	\$0.00	\$0.00	\$0.00	0.00	10-1122			
1120	Middle-Junior High	0.00	0.00	0.00	0.00	0.00	** Function			
10-113000-1	FIRST PRIOR YR LEASE	\$30,551.43	\$30,551.43	\$68,663.00	\$38,111.57	44.49	10-1130			
1130	High School	30,551.43	30,551.43	68,663.00	38,111.57	44.49	** Function			
10-114100-1	SP ED PRIOR YEAR LEVY	\$26,110.47	\$26,110.47	\$56,647.00	\$30,536.53	46.09	10-1141			
1140	Accelerated Reading Program	26,110.47	26,110.47	56,647.00	30,536.53	46.09	** Function			
10-121000-1	MOBILE HOME PRIVILEGE TA	\$0.00	\$0.00	\$0.00	\$0.00	0.00	10-1210			
1210	Speech & Lang. Impaired	0.00	0.00	0.00	0.00	0.00	** Function			
10-123000-1	CORP PERS PROP REPLC TAX	\$345,355.20	\$345,355.20	\$1,919,883.00	\$1,574,527.80	17.99	10-1230			
1225	Special Education Programs Pre-K	345,355.20	345,355.20	1,919,883.00	1,574,527.80	17.99	** Function			
10-129000-1	WETLANDS	\$0.00	\$0.00	\$0.00	\$0.00	0.00	10-1290			
1275	Remedial and Supplemental Program	0.00	0.00	0.00	0.00	0.00	** Function			
10-131200-1	PUPIL TUITION OTHER LEA	\$82,209.96	\$82,209.96	\$235,248.00	\$153,038.04	34.95	10-1312			
10-131300-1	PUPIL TUITION OTHER LEA	\$0.00	\$0.00	\$0.00	\$0.00	0.00	10-1313			
1310	Adult Education	82,209.96	82,209.96	235,248.00	153,038.04	34.95	** Function			
10-134200-1	PUPIL TU-SP ED OTHER LEA	\$0.00	\$0.00	\$16,993.00	\$16,993.00	0.00	10-1342			
1340	Upgrd In Current Occupn	0.00	0.00	16,993.00	16,993.00	0.00	** Function			
10-151000-1	TAX INTEREST	\$0.00	\$0.00	\$0.00	\$0.00	0.00	10-1510			
10-151100-1	ED-INT ON INVESTMENTS	\$2,037.66	\$2,037.66	\$42,000.00	\$39,962.34	4.85	10-1511			
10-151200-1	INTEREST-SWANNEY BONDS	\$0.00	\$0.00	\$0.00	\$0.00	0.00	10-1512			
10-151300-1	INTEREST-FARNSWORTH	\$0.00	\$0.00	\$300.00	\$300.00	0.00	10-1513			
1502	Music	2,037.66	2,037.66	42,300.00	40,262.34	4.82	** Function			
10-161100-1	STUDENT LUNCH	\$0.00	\$0.00	\$125,000.00	\$125,000.00	0.00	10-1611			
10-161200-1	STUDENT BREAKFAST	\$0.00	\$0.00	\$15,000.00	\$15,000.00	0.00	10-1612			
10-161400-1	MILK SALES (OTHER)	\$0.00	\$0.00	\$11,000.00	\$11,000.00	0.00	10-1614			
10-162000-1	ADULT LUNCHES/BREAKFAST	\$0.00	\$0.00	\$4,500.00	\$4,500.00	0.00	10-1620			
1600	Summer School	0.00	0.00	155,500.00	155,500.00	0.00	** Function			
10-169000-1	HEAD START LUNCHES	\$0.00	\$0.00	\$0.00	\$0.00	0.00	10-1690			
1650	Gifted Programs	0.00	0.00	0.00	0.00	0.00	** Function			
10-171102-2	H S ATHLETIC ADMISSIONS	\$0.00	\$0.00	\$15,000.00	\$15,000.00	0.00	10-1711-2			
10-171104-3	JR HI-ATHLETIC ADMISSION	\$0.00	\$0.00	\$3,000.00	\$3,000.00	0.00	10-1711-4			

Revenue Report

Education Fund 10

Account	Description	M.T.D. Revenue	A		B		B - A		A / B		State Account Number
			Y.T.D. Revenue	Revenue Budget	Budget Balance	Revenue	% of Budget				
Function 1000	Instruction										
Function 1710	Vocational Ed Handicapped										
10-171400-1	HS / JR HI TOURNEY REV	\$0.00	\$0.00	\$1,000.00	\$1,000.00	0.00	10-1714				
10-171900-1	ADMISSION - OTHERS	\$0.00	\$0.00	\$5,000.00	\$5,000.00	0.00	10-1719				
1710	Vocational Ed Handicapped	0.00	0.00	24,000.00	24,000.00	0.00	**	Function			
10-172000-1	VOCATIONAL FEE HS	\$0.00	\$0.00	\$3,500.00	\$3,500.00	0.00	10-1720				
10-172000-2	ACTIVITY FEES HS	\$0.00	\$0.00	\$8,000.00	\$8,000.00	0.00	10-1720				
10-172000-3	ACTIVITY FEES JR H	\$0.00	\$0.00	\$3,500.00	\$3,500.00	0.00	10-1720				
1720	Vctnl Ed Lmt Eng Profncy	0.00	0.00	15,000.00	15,000.00	0.00	**	Function			
10-179000-1	DRIVER ED FEE	\$0.00	\$0.00	\$3,000.00	\$3,000.00	0.00	10-1790				
10-179000-8	H S PE RESALE	\$0.00	\$0.00	\$3,500.00	\$3,500.00	0.00	10-1790				
10-179001-8	JH PE RESALE	\$0.00	\$0.00	\$3,000.00	\$3,000.00	0.00	10-1790-1				
10-179100-9	MUSIC RESALE	\$0.00	\$0.00	\$0.00	\$0.00	0.00	10-1791				
10-179200-10	MUSIC RESALE	\$0.00	\$0.00	\$200.00	\$200.00	0.00	10-1792				
1730	Vctnl Ed Acad/Econ Disadv	0.00	0.00	9,700.00	9,700.00	0.00	**	Function			
10-181100-1	ELEM-TEXTBOOK RENTAL	\$0.00	\$0.00	\$12,500.00	\$12,500.00	0.00	10-1811				
10-181100-2	H S- TEXTBOOK RENTAL	\$0.00	\$0.00	\$15,000.00	\$15,000.00	0.00	10-1811				
10-181100-3	JR HI-TEXTBOOK RENTAL	\$0.00	\$0.00	\$10,000.00	\$10,000.00	0.00	10-1811				
10-181900-1	INSTRUMENT RENTAL	\$0.00	\$0.00	\$200.00	\$200.00	0.00	10-1819				
1800	Bilingual Programs	0.00	0.00	37,700.00	37,700.00	0.00	**	Function			
10-192000-1	DONATIONS	\$0.00	\$0.00	\$3,500.00	\$3,500.00	0.00	10-1920				
10-192001-1	DONATIONS-NCF	\$0.00	\$0.00	\$500.00	\$500.00	0.00	10-1920				
1920	Gifted Programs - Private Tuition	0.00	0.00	4,000.00	4,000.00	0.00	**	Function			
10-194000-1	PSY LEA ASSESSEMENT	\$0.00	\$0.00	\$0.00	\$0.00	0.00	10-1940				
10-194100-1	SW LEA ASSESSMENT	\$0.00	\$0.00	\$0.00	\$0.00	0.00	10-1941				
10-194110-1	HEARING IMP ASSESS.	\$0.00	\$0.00	\$0.00	\$0.00	0.00	10-1941				
10-194200-1	REFUND EXPENSES	\$0.00	\$0.00	\$0.00	\$0.00	0.00	10-1942				
10-195000-1	OTHER LOCAL REVENUE	\$0.00	\$0.00	\$500.00	\$500.00	0.00	10-1950				
10-197000-1	INSURANCE/PLAY EQUIPMENT	\$0.00	\$0.00	\$0.00	\$0.00	0.00	10-1970				
10-199900-1	INTERNET REVENUE	\$1,953.91	\$1,953.91	\$10,500.00	\$8,546.09	18.61	10-1999				
10-199900-3	Truants Alternative/Optional Educat	\$0.00	\$0.00	\$0.00	\$0.00	0.00	10-1999				
10-199901-1	Instruction	\$0.00	\$0.00	\$0.00	\$0.00	0.00	10-1999-1				
1922	POVERTY GRANT	1,953.91	1,953.91	11,000.00	9,046.09	17.76	**	Function			
1000	Comp Arts	2,181,512.17	2,181,512.17	6,201,437.00	4,019,924.83	35.18	*	Function			
10-220000-1	POVERTY GRANT	\$0.00	\$0.00	\$0.00	\$0.00	0.00	10-2200				
2196	Comp Arts	0.00	0.00	0.00	0.00	0.00	**	Function			

Revenue Report

Education Fund 10

Account	Description	M.T.D. Revenue	Y.T.D. Revenue	Revenue Budget	B - A		% of Budget	State Account Number
					Budget Balance	Revenue		
10-223000-1	ROE FLOW THRU	\$0.00	\$0.00	\$0.00	\$0.00	\$0.00	0.00	10-2230
2230	Assessment/Testing	0.00	0.00	0.00	0.00	0.00	0.00	** Function
2000	Support Services	0.00	0.00	0.00	0.00	0.00	0.00	* Function
10-300100-1	GENERAL STATE AID	\$0.00	\$0.00	\$460,000.00	\$460,000.00	\$460,000.00	0.00	10-3001
10-300200-1	HOLD HARMLESS GSA	\$0.00	\$0.00	\$0.00	\$0.00	\$0.00	0.00	10-3002
2900	Other Support Services	0.00	0.00	460,000.00	460,000.00	460,000.00	0.00	** Function
10-310000-1	SP ED PRIVY FAC TUITION	\$0.00	\$0.00	\$44,000.00	\$44,000.00	\$44,000.00	0.00	10-3100
10-310500-1	SP ED EXTRA ORDINARY	\$0.00	\$0.00	\$83,000.00	\$83,000.00	\$83,000.00	0.00	10-3105
10-311000-1	SP ED PERSONNEL	\$48,945.67	\$48,945.67	\$159,000.00	\$110,054.33	\$110,054.33	30.78	10-3110
10-312000-1	SP ED ORPHANAGE	\$0.00	\$0.00	\$42,000.00	\$42,000.00	\$42,000.00	0.00	10-3120
10-314500-1	SP ED SUMMER SCHOOL	\$0.00	\$0.00	\$750.00	\$750.00	\$750.00	0.00	10-3145
3100	Direction Of Community Sv	48,945.67	48,945.67	328,750.00	279,804.33	279,804.33	14.89	** Function
10-322000-40	CTEI GRANT-SRAVTE	\$0.00	\$0.00	\$1,995.00	\$1,995.00	\$1,995.00	0.00	10-3200
10-321500-18	VOC AG STATE GRTS	\$0.00	\$0.00	\$0.00	\$0.00	\$0.00	0.00	10-3215
10-323500-19	VOC AG SUPPLEMENTAL	\$0.00	\$0.00	\$0.00	\$0.00	\$0.00	0.00	10-3235
10-329900-40	FCAE GRANT	\$0.00	\$0.00	\$0.00	\$0.00	\$0.00	0.00	10-3299
3200	Community Recreation Srv	0.00	0.00	1,995.00	1,995.00	1,995.00	0.00	** Function
10-330500-20		\$0.00	\$0.00	\$0.00	\$0.00	\$0.00	0.00	10-3305
10-3335000-21		\$0.00	\$0.00	\$0.00	\$0.00	\$0.00	0.00	10-3350
10-3336000-1	IL FREE LUNCH/BRKFST AIDE	\$0.00	\$0.00	\$4,750.00	\$4,750.00	\$4,750.00	0.00	10-3360
10-3336500-1	IL BREAKFAST INITIATIVE	\$0.00	\$0.00	\$750.00	\$750.00	\$750.00	0.00	10-3360
10-337000-1	DRIVERS ED REIMBURSEMENT	\$0.00	\$0.00	\$10,000.00	\$10,000.00	\$10,000.00	0.00	10-3370-1
3300	Civic Services	0.00	0.00	15,500.00	15,500.00	15,500.00	0.00	** Function
10-361002-1	SCHOOL IMP-HOP	\$0.00	\$0.00	\$0.00	\$0.00	\$0.00	0.00	10-3610
10-364000-24	SCHOOL IMP BLOCK GRANT	\$0.00	\$0.00	\$0.00	\$0.00	\$0.00	0.00	10-3640
10-364100-31	LEARNING IMP GRANT	\$0.00	\$0.00	\$0.00	\$0.00	\$0.00	0.00	10-3641
10-369500-1	SAFE TO LEARN GRANT	\$0.00	\$0.00	\$0.00	\$0.00	\$0.00	0.00	10-3695
3600	Welfare Activities Serv	0.00	0.00	0.00	0.00	0.00	0.00	** Function
10-370500-26	EARLY CHILDHOOD GRT GRANT	\$39,624.00	\$39,624.00	\$149,294.00	\$109,670.00	\$109,670.00	26.54	10-3705
10-371500-27	READING IMPROVEMENT GRAN	\$0.00	\$0.00	\$0.00	\$0.00	\$0.00	0.00	10-3715
10-372500-28		\$0.00	\$0.00	\$0.00	\$0.00	\$0.00	0.00	10-3725
10-373500-1		\$0.00	\$0.00	\$0.00	\$0.00	\$0.00	0.00	10-3735
10-377500-43	ADA BLOCK GRANT	\$0.00	\$0.00	\$0.00	\$0.00	\$0.00	0.00	10-3775
10-379200-1		\$0.00	\$0.00	\$0.00	\$0.00	\$0.00	0.00	10-3792

Revenue Report

Education Fund

10

Account	Description	M.T.D. Revenue	Y.T.D. Revenue	Revenue Budget	Budget Balance		% of Budget	State Account Number
					A	B		
10-379400-1	Nonpublic School Pupils	\$0.00	\$0.00	\$0.00	\$0.00	0.00	10-3794	
3700	STATE LIBRARY GRANT	39,624.00	39,624.00	149,294.00	109,670.00	26.54	** Function	
10-380000-32	Home/School Services	\$0.00	\$0.00	\$0.00	\$0.00	0.00	10-3800	
3800	OTHER STATE REVENUE	0.00	0.00	0.00	0.00	0.00	** Function	
10-399900-1	RESPRO GRANT	\$1,830.00	\$1,830.00	\$500.00	(\$1,830.00)	0.00	10-3999	
10-399901-1	Other Community Services	1,830.00	1,830.00	500.00	(1,330.00)	366.00	** Function	
3900	Community Services	90,399.67	90,399.67	956,039.00	865,639.33	9.46	* Function	
10-410000-37	TITLE V INVO(CHAR CTS	\$0.00	\$0.00	\$0.00	\$0.00	0.00	10-4100	
3900	Other Community Services	0.00	0.00	0.00	0.00	0.00	** Function	
10-411000-46	Payments Reg Programs	\$0.00	\$0.00	\$0.00	\$0.00	0.00	10-4110	
4110	FEDERAL LUNCH AID	0.00	0.00	0.00	0.00	0.00	** Function	
10-421000-1	Payments for Regular Programs - Tu	\$0.00	\$0.00	\$117,000.00	\$117,000.00	0.00	10-4210	
4210	FED BREAKFAST AID	0.00	0.00	117,000.00	117,000.00	0.00	** Function	
10-422000-1	Payments for Special Education Prog	\$0.00	\$0.00	\$30,500.00	\$30,500.00	0.00	10-4220	
4220	TITLE I GRANT	0.00	0.00	30,500.00	30,500.00	0.00	** Function	
10-430000-36	Payments to Other Govt Units (In-Se	\$0.00	\$0.00	\$83,063.00	\$83,063.00	0.00	10-4300	
4300	TITLE IV GRT DRUG FREE	0.00	0.00	83,063.00	83,063.00	0.00	** Function	
10-440000-33	Payments to Other Govt Units - Out	\$0.00	\$0.00	\$0.00	\$0.00	0.00	10-4400	
4400	SP ED INCENTIVE GRT	0.00	0.00	0.00	0.00	0.00	** Function	
10-462000-38	DISCRETIONARY FUNDS	\$0.00	\$0.00	\$55,000.00	\$55,000.00	0.00	10-4620	
10-462001-38	SP ED BLOCK GRT	\$0.00	\$0.00	\$21,182.00	\$21,182.00	0.00	10-4620	
10-462002-38	DEMONSTR PROJ/LEASE	\$0.00	\$0.00	\$8,843.00	\$8,843.00	0.00	10-4620	
10-462003-38	EXCESS (ROOM/BOARD)	\$0.00	\$0.00	\$0.00	\$0.00	0.00	10-4620-1	
10-462500-1	CARL PERKINS	\$0.00	\$0.00	\$0.00	\$0.00	0.00	10-4625-1	
10-474500-40	SFSF/GSA REVENUE	\$0.00	\$0.00	\$7,999.00	\$7,999.00	0.00	10-4745	
10-485000-44	ARRA TITLE I	\$0.00	\$0.00	\$0.00	\$0.00	0.00	10-4850	
10-485100-44	ARRA IDEA PART B	\$0.00	\$0.00	\$0.00	\$0.00	0.00	10-4854	
10-485700-44	ARRA GSA	\$0.00	\$0.00	\$0.00	\$0.00	0.00	10-4857-1	
10-487000-44	ARRA ED JOBS FUND	\$0.00	\$0.00	\$0.00	\$0.00	0.00	10-4870-1	
10-488000-44	MEDICAID-FEE FOR SERV	\$0.00	\$0.00	\$0.00	\$0.00	0.00	10-4880-1	
10-490000-11	MEDICAID-ADMIN OUTREACH	\$1,054.47	\$1,054.47	\$30,000.00	\$28,945.53	3.51	10-4900	
10-490001-11		\$0.00	\$0.00	\$27,000.00	\$27,000.00	0.00	10-4900	

Revenue Report

Education Fund

10

Function 4000 Nonprogrammed Charges
 Function 4430 Payments Other Govt Units Out of State Transfers

Account	Description	M.T.D. Revenue	Y.T.D. Revenue	Revenue Budget	Budget Balance	A / B		State Account Number
						A	B	
10-493000-42	TITLE II TEACHER QUALITY	\$0.00	\$0.00	\$31,524.00	\$31,524.00	0.00	10-4930	
10-494500-14	TITLE IID-TECH ENHANC	\$0.00	\$0.00	\$0.00	\$0.00	0.00	10-4945	
10-497100-1	OTHER FEDERAL(STEP)	\$0.00	\$0.00	\$4,060.00	\$4,060.00	0.00	10-4971	
10-499900-1	Payments Other Govt Units Out of St	\$0.00	\$0.00	\$4,060.00	\$4,060.00	0.00	10-4999-1	
4430		1,054.47	1,054.47	185,608.00	184,553.53	0.57	** Function	
4000	Nonprogrammed Charges	1,054.47	1,054.47	416,171.00	415,116.53	0.25	* Function	
10-711000-1	TRANS OF WC TECH THRUST	\$0.00	\$0.00	\$0.00	\$0.00	0.00	10-7110	
10-711002-1	PERM TRANSFER WC	\$0.00	\$0.00	\$0.00	\$0.00	0.00	10-7110	
10-711001-1	TRANSFER OF WC	\$0.00	\$0.00	\$0.00	\$0.00	0.00	10-7110-1	
6000	Provision For Contingences	0.00	0.00	0.00	0.00	0.00	** Function	
10-712000-1	TRANS WC INTEREST	\$0.00	\$0.00	\$0.00	\$0.00	0.00	10-7120	
10-723000-1	ACCURED INT B&I	\$0.00	\$0.00	\$0.00	\$0.00	0.00	10-7230	
7120	Perm Trnf from W/C	0.00	0.00	0.00	0.00	0.00	** Function	
6000	Provision For Contingences	0.00	0.00	0.00	0.00	0.00	* Function	
10	Education Fund	2,272,966.31	2,272,966.31	7,573,647.00	5,300,680.69	30.01	Fund	

Revenue Report

Oper, Build, & Maint Fund

20

Account	Description	M.T.D. Revenue	Y.T.D. Revenue	Revenue Budget		B - A		% of Budget	State Account Number
				A	B	B - A	A / B		
20-111200-1	FIRST PRIOR YEAR LEVY	\$294,331.73	\$294,331.73	\$617,966.00	\$323,634.27	47.63	20-1112		
1112	Junior High	294,331.73	294,331.73	617,966.00	323,634.27	47.63	** Function		
20-112200-1	TORT IMMUNITY-1ST PRIOR	\$0.00	\$0.00	\$0.00	\$0.00	0.00	20-1122		
1120	Middle-Junior High	0.00	0.00	0.00	0.00	0.00	** Function		
20-123000-1	CORP PERS PROP REPL TAX	\$0.00	\$0.00	\$491,000.00	\$491,000.00	0.00	20-1230		
1225	Special Education Programs Pre-K	0.00	0.00	491,000.00	491,000.00	0.00	** Function		
20-151100-1	BLD-INT	\$1,457.60	\$1,457.60	\$20,000.00	\$18,542.40	7.29	20-1511		
20-151500-1	INTEREST - TREE FUND	\$0.00	\$0.00	\$100.00	\$100.00	0.00	20-1515		
1502	Music	1,457.60	1,457.60	20,100.00	18,642.40	7.25	** Function		
20-191000-1	HOUSE RENT	\$0.00	\$0.00	\$0.00	\$0.00	0.00	20-1910		
1910	Pre-K Programs - Private Tuition	0.00	0.00	0.00	0.00	0.00	** Function		
20-191100-1	FACILITY/GROUND RENT	\$0.00	\$0.00	\$500.00	\$500.00	0.00	20-1911		
1911	Regular K-12 Programs - Private Tuition	0.00	0.00	500.00	500.00	0.00	** Function		
20-192000-1	DONATIONS	\$0.00	\$0.00	\$0.00	\$0.00	0.00	20-1920		
1920	Gifted Programs - Private Tuition	0.00	0.00	0.00	0.00	0.00	** Function		
20-195000-1	REFUND PR YR EXP-BLDG	\$6,889.99	\$6,889.99	\$0.00	(\$6,889.99)	0.00	20-1950		
20-195001-1	TORNADO INS/FEM/DON	\$0.00	\$0.00	\$0.00	\$0.00	0.00	20-1950		
20-199900-1	OTHER LOCAL REVENUE	\$0.00	\$0.00	\$1,000.00	\$1,000.00	0.00	20-1999		
1922	Truants Alternative/Optional Educat	6,889.99	6,889.99	1,000.00	(5,889.99)	689.00	** Function		
1000	Instruction	302,679.32	302,679.32	1,130,566.00	827,886.68	26.77	* Function		
20-210000-1	OTHER STATE REVENUE	\$0.00	\$0.00	\$0.00	\$0.00	0.00	20-2100		
1922	Truants Alternative/Optional Educat	0.00	0.00	0.00	0.00	0.00	** Function		
2000	Support Services	0.00	0.00	0.00	0.00	0.00	* Function		
20-392000-1	INFRA IMPROVE-PLAN/CONST	\$0.00	\$0.00	\$0.00	\$0.00	0.00	20-3920-1		
20-399900-1	OTHER STATE REVENUE	\$0.00	\$0.00	\$0.00	\$0.00	0.00	20-3999		
3900	Other Community Services	0.00	0.00	0.00	0.00	0.00	** Function		
3000	Community Services	0.00	0.00	0.00	0.00	0.00	* Function		
20-490000-1		\$0.00	\$0.00	\$0.00	\$0.00	0.00	20-4900		
20-498000-1		\$0.00	\$0.00	\$0.00	\$0.00	0.00	20-4980		
4430	Payments Other Govt Units Out of St	0.00	0.00	0.00	0.00	0.00	** Function		
4000	Nonprogrammed Charges	0.00	0.00	0.00	0.00	0.00	* Function		
20-711001-1	TRANSFER WC	\$0.00	\$0.00	\$0.00	\$0.00	0.00	20-7110		

Revenue Report

Oper, Build, & Maint Fund

20

Account	Description	Revenue		Budget		Balance		% of Budget	State Account Number
		A	B	A	B	B - A	A / B		
6000	Provision For Contingences	0.00	0.00	0.00	0.00	0.00	0.00	**	Function
20-740000-1	SALE/COMP FIXED ASSETS	\$0.00	\$0.00	\$0.00	\$0.00	\$0.00	0.00	**	20-7400
7120	Perm Trnf from W/C	0.00	0.00	0.00	0.00	0.00	0.00	**	Function
6000	Provision For Contingences	0.00	0.00	0.00	0.00	0.00	0.00	*	Function
20	Oper, Build, & Maint Fund	302,679.32	302,679.32	1,130,566.00	827,886.68		26.77		Fund

Revenue Report

Debt Service Fund or Fund Group

30

Function 1000 Instruction
 Function 1112 Junior High

Account	Description	M.T.D. Revenue	Y.T.D. Revenue	Revenue Budget	B - A		% of Budget	State Account Number
					A	B		
30-111200-1	FIRST PRIOR YEAR LEVY	\$0.00	\$0.00	\$0.00		\$0.00	0.00	30-1112
1112	Junior High	0.00	0.00	0.00		0.00	0.00	** Function
30-151100-1	B/I-INT INVESTMENTS	\$0.00	\$0.00	\$0.00		\$0.00	0.00	30-1511
1502	Music	0.00	0.00	0.00		0.00	0.00	** Function
1000	Instruction	0.00	0.00	0.00		0.00	0.00	* Function
30-723000-1	ACCRUED INT ON BONDS SOL	\$0.00	\$0.00	\$0.00		\$0.00	0.00	30-7230
7120	Perm Trnf from W/C	0.00	0.00	0.00		0.00	0.00	** Function
6000	Provision For Contingences	0.00	0.00	0.00		0.00	0.00	* Function
30	Debt Service Fund or Fund Group	0.00	0.00	0.00		0.00	0.00	Fund

Revenue Report

Transportation Fund

40

Account	Description	M.T.D. Revenue	Y.T.D. Revenue	Revenue Budget		B - A		% of Budget	State Account Number
				A	B	B - A	Revenue		
40-111200-1	FIRST PRIOR YR LEVY TRAN	\$131,680.21	\$131,680.21	\$274,652.00	\$142,971.79			47.94	40-1112
1112	Junior High								** Function
40-112200-1	1ST PRIOR YR LEVY-TORT	131,680.21	131,680.21	274,652.00	142,971.79			47.94	40-1122
1120	Middle-Junior High	\$0.00	\$0.00	\$0.00	\$0.00			0.00	** Function
40-123000-1	CORP REPLACEMENT PROP TAX	0.00	0.00	0.00	0.00			0.00	** Function
1225	Special Education Programs Pre-K	\$0.00	\$0.00	\$0.00	\$0.00			0.00	40-1230
40-144100-1	ORPHANAGE TRANS REIMB	0.00	0.00	0.00	0.00			0.00	** Function
1421	Home Ec Occupations	\$0.00	\$0.00	\$0.00	\$0.00			0.00	40-1441
40-151100-1	TRANSP-INT	\$188.87	\$188.87	\$1,000.00	\$811.13			18.89	** Function
1502	Music								40-1511
40-195000-1	REFUND TRANSP	188.87	188.87	1,000.00	811.13			18.89	** Function
40-199900-1	OTHER LOCAL REVENUE	\$0.00	\$0.00	\$4,000.00	\$4,000.00			0.00	40-1950
1922	Truants Alternative/Optional Educat	\$0.00	\$0.00	\$4,000.00	\$4,000.00			0.00	40-1999
40-350000-1	REG TRANSPORTATION AID	131,869.08	131,869.08	279,652.00	147,782.92			47.15	** Function
40-350500-1	VOC TRANSPORTATION AID	\$0.00	\$0.00	\$198,598.65	\$198,598.65			0.00	40-3500
40-351000-1	SP ED TRANSPORTATION AID	\$0.00	\$0.00	\$8,000.00	\$8,000.00			0.00	40-3505
40-351100-1	OTHER STATE REVENUE	\$40,585.60	\$40,585.60	\$115,761.00	\$75,175.40			35.06	40-3510
3500	Custody/Child Care Serv	\$0.00	\$0.00	\$0.00	\$0.00			0.00	40-3511
40-370500-26	ECE TRANSPORTATION	40,585.60	40,585.60	322,359.65	281,774.05			12.59	** Function
3700	Nonpublic School Pupils	\$0.00	\$0.00	\$9,213.00	\$9,213.00			0.00	40-3705
3000	Community Services	0.00	0.00	9,213.00	9,213.00			0.00	** Function
40-485700-44	IDEA ARRA	40,585.60	40,585.60	331,572.65	290,987.05			12.24	* Function
4430	Payments Other Govt Units Out of St	\$0.00	\$0.00	\$0.00	\$0.00			0.00	40-4857
4000	Nonprogrammed Charges	0.00	0.00	0.00	0.00			0.00	** Function
40-713000-1	PERMANENT TRANSFER	\$0.00	\$0.00	\$0.00	\$0.00			0.00	* Function
7120	Perm Trnf from W/C	\$0.00	\$0.00	\$0.00	\$0.00			0.00	40-7130-1
6000	Provision For Contingences	0.00	0.00	0.00	0.00			0.00	** Function
40	Transportation Fund	172,454.68	172,454.68	611,224.65	438,769.97			28.21	* Function

Revenue Report

I.M.R.F./Soc. Sec. Fund 50

Account	Description	M.T.D. Revenue	Y.T.D. Revenue	Revenue Budget	B - A		% of Budget	State Account Number
					A	B		
50-111200-1	FIRST PRIOR YR LEVY-IMRF	\$9,290.28	\$9,290.28	\$20,000.00	\$10,709.72		46.45	50-1112
50-111201-1	FIRST PRIOR YR-SS	\$0.00	\$0.00	\$0.00	\$0.00		0.00	50-1112
1112	Junior High	9,290.28	9,290.28	20,000.00	10,709.72		46.45	** Function
50-111500-1	MEDICARE-FIRST PRIOR YR	\$0.00	\$0.00	\$0.00	\$0.00		0.00	50-1115
1115	MUSIC	0.00	0.00	0.00	0.00		0.00	** Function
50-115000-1	FIRST PRIOR YR-S S	\$66,158.73	\$66,158.73	\$140,000.00	\$73,841.27		47.26	50-1150
1140	Accelerated Reading Program	66,158.73	66,158.73	140,000.00	73,841.27		47.26	** Function
50-123000-1	CORP PERS PROP REPL TAX	\$0.00	\$0.00	\$70,000.00	\$70,000.00		0.00	50-1230
1225	Special Education Programs Pre-K	0.00	0.00	70,000.00	70,000.00		0.00	** Function
50-151100-1	IMRF-INT	\$98.63	\$98.63	\$1,500.00	\$1,401.37		6.58	50-1511
1502	Music	98.63	98.63	1,500.00	1,401.37		6.58	** Function
50-199900-1	OTHER LOCAL REVENUE	\$0.00	\$0.00	\$0.00	\$0.00		0.00	50-1999
1922	Truants Alternative/Optional Educat	0.00	0.00	0.00	0.00		0.00	** Function
1000	Instruction	75,547.64	75,547.64	231,500.00	155,952.36		32.63	* Function
50	I.M.R.F./Soc. Sec. Fund	75,547.64	75,547.64	231,500.00	155,952.36		32.63	Fund

Revenue Report

Capital Projects Fund or Fund Group

60

Account	Description	A		B		B - A		A / B		State Account Number
		M.T.D. Revenue	Y.T.D. Revenue	Revenue Budget	Budget Balance Revenue	% of Budget				
60-111200-1	FIRST PRIOR CAP PROJ	\$0.00	\$0.00	\$0.00	\$0.00	0.00	60-1112			
1112	Junior High	0.00	0.00	0.00	0.00	0.00	** Function			
60-151100-1	INTEREST-CAP PROJ	\$145.83	\$145.83	\$2,000.00	\$1,854.17	7.29	60-1511			
1502	Music	145.83	145.83	2,000.00	1,854.17	7.29	** Function			
60-195000-1	REFUND PRIOR YR EXP	\$0.00	\$0.00	\$0.00	\$0.00	0.00	60-1950			
60-199900-1	OTHER LOCAL REV CAP PROJ	\$0.00	\$0.00	\$0.00	\$0.00	0.00	60-1999			
1922	Truants Alternative/Optional Educat	0.00	0.00	0.00	0.00	0.00	** Function			
1000	Instruction	145.83	145.83	2,000.00	1,854.17	7.29	* Function			
60-392000-1	INFRA IMPROVE-PLAN/CONST	\$0.00	\$0.00	\$0.00	\$0.00	0.00	60-3920			
3900	Other Community Services	0.00	0.00	0.00	0.00	0.00	** Function			
3000	Community Services	0.00	0.00	0.00	0.00	0.00	* Function			
60-780000-1	IEMA/CDB TRANSFER	\$0.00	\$0.00	\$0.00	\$0.00	0.00	60-7800			
7120	Perm Trnf from W/C	0.00	0.00	0.00	0.00	0.00	** Function			
6000	Provision For Contingences	0.00	0.00	0.00	0.00	0.00	* Function			
60	Capital Projects Fund or Fund Group	145.83	145.83	2,000.00	1,854.17	7.29	Fund			

Revenue Report

Working Cash Fund

70

Function	Account	Description	A		B		B - A		A / B		State Account Number
			M.T.D. Revenue	Y.T.D. Revenue	Revenue Budget	Budget Balance Revenue	% of Budget				
1000 Instruction	70-111200-1	FIRST PRIOR YR WRKG CASH	\$30,464.40	\$30,464.40	\$51,497.00	\$21,032.60	59.16	70-1112			
1112 Junior High	70-151100-1	W-C-INT	30,464.40	30,464.40	51,497.00	21,032.60	59.16	** Function			
1502 Music	70-721000-1	Music	\$447.99	\$447.99	\$38,000.00	\$37,552.01	1.18	70-1511			
1000 Instruction	70-721000-1	Instruction	447.99	447.99	38,000.00	37,552.01	1.18	** Function			
7120 PRINCIPAL ON BONDS SOLD		PRINCIPAL ON BONDS SOLD	30,912.39	30,912.39	89,497.00	58,584.61	34.54	* Function			
6000 Perm Trnf from W/C		Perm Trnf from W/C	\$0.00	\$0.00	\$0.00	\$0.00	0.00	70-7210			
70 Provision For Contingences		Provision For Contingences	0.00	0.00	0.00	0.00	0.00	** Function			
70 Working Cash Fund		Working Cash Fund	30,912.39	30,912.39	89,497.00	58,584.61	34.54	* Function			

Revenue Report

Tort Immunity and Judgment Fund

80

Account	Description	M.T.D. Revenue	Y.T.D. Revenue	Revenue Budget	Budget Balance Revenue	% of Budget	State Account Number
			A	B	B - A	A / B	
80-111200-1	FIRST PRIOR YEAR LEVY	\$0.00	\$0.00	\$0.00	\$0.00	0.00	80-1112
1112	Junior High	0.00	0.00	0.00	0.00	0.00	** Function
80-151100-1	TORT-INTEREST	\$120.65	\$120.65	\$3,500.00	\$3,379.35	3.45	80-1511
1502	Music	120.65	120.65	3,500.00	3,379.35	3.45	** Function
80-195000-1	REFUND PRIOR YR EXP	\$0.00	\$0.00	\$0.00	\$0.00	0.00	80-1950
80-199900-1	OTHER LOCAL REVENUE	\$0.00	\$0.00	\$0.00	\$0.00	0.00	80-1999
1922	Truants Alternative/Optional Educat	0.00	0.00	0.00	0.00	0.00	** Function
1000	Instruction	120.65	120.65	3,500.00	3,379.35	3.45	* Function
80	Tort Immunity and Judgment Fund	120.65	120.65	3,500.00	3,379.35	3.45	Fund

Revenue Report

Fire Prevention/Life Safety 90

Account	Description	M.T.D. Revenue	Y.T.D. Revenue	Revenue Budget	Budget Balance Revenue	% of Budget	State Account Number
		A		B	B - A	A / B	
90-111200-1	FIRST PRIOR YEAR LEVY L/	\$30,551.43	\$30,551.43	\$68,663.00	\$38,111.57	44.49	90-1112
1112	Junior High	30,551.43	30,551.43	68,663.00	38,111.57	44.49	** Function
90-123000-1	L/S CORP REPL TAX	\$0.00	\$0.00	\$0.00	\$0.00	0.00	90-1230
1225	Special Education Programs Pre-K	0.00	0.00	0.00	0.00	0.00	** Function
90-151100-1	LS-INT ON INVESTMENTS	\$149.04	\$149.04	\$2,000.00	\$1,850.96	7.45	90-1511
1502	Music	149.04	149.04	2,000.00	1,850.96	7.45	** Function
90-199900-1	OTHER REVENUE	\$0.00	\$0.00	\$0.00	\$0.00	0.00	90-1999
1922	Truants Alternative/Optional Educat	0.00	0.00	0.00	0.00	0.00	** Function
1000	Instruction	30,700.47	30,700.47	70,663.00	39,962.53	43.45	* Function
90-712000-1	TRANSFER FROM W/C	\$0.00	\$0.00	\$0.00	\$0.00	0.00	90-7120
90-721000-1	SALE OF BONDS	\$0.00	\$0.00	\$0.00	\$0.00	0.00	90-7210
7120	Perm Trnf from W/C	0.00	0.00	0.00	0.00	0.00	** Function
6000	Provision For Contingences	0.00	0.00	0.00	0.00	0.00	* Function
90	Fire Prevention/Life Safety	30,700.47	30,700.47	70,663.00	39,962.53	43.45	Fund
Report Total:		2,885,527.29	2,885,527.29	9,712,597.65	6,827,070.36	29.71	

Expenditure Report

Invalid Code

0

Function 8800 Transfer To
 Function 99 Agency Fund or Fund Group
 Object 800 Termination Benefits

Account	Description	M.T.D. Activity	Y.T.D. Activity	Open Encumb.	Current Budget	C - (A + B) Budget Balance	(A + B) / C % of Budget	State Account Number
800	Termination Benefits	0.00	0.00	0.00	0.00	0.00	0.00	
99	Agency Fund or Fund Group	0.00	0.00	0.00	0.00	0.00	0.00	** Function
4 8800	Transfer To	0.00	0.00	0.00	0.00	0.00	0.00	* Function
0	Invalid Code	0.00	0.00	0.00	0.00	0.00	0.00	Fund

Expenditure Report

Education Fund

10

Function 1000 Instruction
 Function 1110 Elementary
 Object 100 Salaries

Account	Description	M.T.D. Activity	Y.T.D. Activity	Open Encumb.	Current Budget	C - (A + B) Budget Balance	(A + B) / C % of Budget	State Account Number
100	Salaries	0.00	40,634.79	0.00	517,000.00	476,365.21	7.86	
200	Employee Benefits	0.00	4,142.62	0.00	128,600.00	124,457.38	3.22	
300	Purchased Services	0.00	1,978.47	0.00	34,020.00	32,041.53	5.82	
400	Supplies And Materials	768.90	2,133.21	(496.96)	6,780.00	5,143.75	24.13	
500	Capital Outlay	0.00	0.00	0.00	10,500.00	10,500.00	0.00	
1110	Elementary	768.90	48,889.09	(496.96)	696,900.00	648,507.87	6.94	** Function
100	Salaries	0.00	36,614.28	0.00	460,000.00	423,385.72	7.96	
200	Employee Benefits	0.00	3,672.45	0.00	108,500.00	104,827.55	3.38	
300	Purchased Services	0.00	422.80	0.00	8,000.00	7,577.20	5.29	
400	Supplies And Materials	3,578.13	9,233.53	5,409.26	6,300.00	(8,342.79)	232.43	
500	Capital Outlay	0.00	0.00	0.00	500.00	500.00	0.00	
1111	Primary	3,578.13	49,943.06	5,409.26	583,300.00	527,947.68	9.49	** Function
100	Salaries	0.00	38,312.32	0.00	494,000.00	455,687.68	7.76	
200	Employee Benefits	0.00	3,427.55	0.00	121,000.00	117,572.45	2.83	
300	Purchased Services	50.00	589.36	0.00	9,000.00	8,410.64	6.55	
400	Supplies And Materials	2,382.00	5,117.78	2,853.74	42,600.00	34,628.48	18.71	
500	Capital Outlay	0.00	0.00	0.00	1,000.00	1,000.00	0.00	
600	Other Objects	0.00	0.00	0.00	1,500.00	1,500.00	0.00	
1112	Junior High	2,432.00	47,447.01	2,853.74	669,100.00	618,799.25	7.52	** Function
100	Salaries	0.00	62,586.51	0.00	794,179.00	731,592.49	7.88	
200	Employee Benefits	0.00	10,148.86	0.00	240,000.00	229,851.14	4.23	
300	Purchased Services	100.00	931.20	0.00	9,900.00	8,968.80	9.41	
400	Supplies And Materials	1,560.00	32,594.45	49,506.92	112,850.00	30,748.63	72.75	
500	Capital Outlay	0.00	0.00	0.00	2,000.00	2,000.00	0.00	
600	Other Objects	0.00	0.00	0.00	1,500.00	1,500.00	0.00	
1113	High School	1,660.00	106,261.02	49,506.92	1,160,429.00	1,004,661.06	13.42	** Function
100	Salaries	0.00	0.00	0.00	0.00	0.00	0.00	
200	Employee Benefits	0.00	0.00	0.00	0.00	0.00	0.00	
300	Purchased Services	0.00	0.00	0.00	0.00	0.00	0.00	
1114	Reading Imp	0.00	0.00	0.00	0.00	0.00	0.00	** Function
100	Salaries	0.00	9,658.34	0.00	117,900.00	108,241.66	8.19	
200	Employee Benefits	0.00	2,041.26	0.00	40,000.00	37,958.74	5.10	
300	Purchased Services	0.00	0.00	0.00	3,750.00	3,750.00	0.00	
400	Supplies And Materials	52.00	769.00	0.00	5,620.00	4,851.00	13.68	
500	Capital Outlay	0.00	0.00	0.00	1,000.00	1,000.00	0.00	

Expenditure Report

Education Fund

10

Function 1000 Instruction
 Function 1115 MUSIC
 Object 600 Other Objects

Account	Description	M.T.D. Activity	Y.T.D. Activity	A Open Encumb.	B Current Budget	C C - (A + B) Budget Balance	(A + B) / C % of Budget	State Account Number
600	Other Objects	0.00	0.00	0.00	1,000.00	1,000.00	0.00	
1115	MUSIC	52.00	12,468.60	0.00	169,270.00	156,801.40	7.37	** Function
100	Salaries	0.00	0.00	0.00	0.00	0.00	0.00	
400	Supplies And Materials	0.00	0.00	0.00	6,000.00	6,000.00	0.00	
1116	Accel Reader	0.00	0.00	0.00	6,000.00	6,000.00	0.00	** Function
100	Salaries	0.00	9,649.91	0.00	114,200.00	104,550.09	8.45	
200	Employee Benefits	0.00	0.00	0.00	20,400.00	20,400.00	0.00	
300	Purchased Services	0.00	0.00	0.00	1,500.00	1,500.00	0.00	
400	Supplies And Materials	0.00	0.00	83.00	5,600.00	5,517.00	1.48	
1125	Pre-K Programs	0.00	9,649.91	83.00	141,700.00	131,967.09	6.87	** Function
600	Other Objects	0.00	0.00	0.00	0.00	0.00	0.00	
1203	Emh Handicapped lighted way	0.00	0.00	0.00	0.00	0.00	0.00	** Function
100	Salaries	0.00	0.00	0.00	0.00	0.00	0.00	
200	Employee Benefits	0.00	0.00	0.00	0.00	0.00	0.00	
300	Purchased Services	0.00	370.00	0.00	86,000.00	85,630.00	0.43	
400	Supplies And Materials	0.00	0.00	0.00	0.00	0.00	0.00	
1204	Physically Hndcap Homebound	0.00	370.00	0.00	86,000.00	85,630.00	0.43	** Function
300	Purchased Services	0.00	0.00	0.00	1,200.00	1,200.00	0.00	
1206	Visually Impaired (Vi)	0.00	0.00	0.00	1,200.00	1,200.00	0.00	** Function
100	Salaries	0.00	0.00	0.00	0.00	0.00	0.00	
200	Employee Benefits	0.00	0.00	0.00	0.00	0.00	0.00	
300	Purchased Services	105.00	953.00	0.00	1,800.00	847.00	52.94	
400	Supplies And Materials	0.00	0.00	0.00	0.00	0.00	0.00	
500	Capital Outlay	0.00	0.00	0.00	0.00	0.00	0.00	
1207	Hard Of Hearing (Hh)	105.00	953.00	0.00	1,800.00	847.00	52.94	** Function
100	Salaries	0.00	3,566.67	0.00	44,084.00	40,517.33	8.09	
200	Employee Benefits	0.00	525.84	0.00	11,850.00	11,324.16	4.44	
300	Purchased Services	17,921.65	17,921.65	0.00	41,500.00	23,578.35	43.18	
400	Supplies And Materials	0.00	0.00	0.00	650.00	650.00	0.00	
1210	Speech & Lang.Impaired	17,921.65	22,014.16	0.00	98,084.00	76,069.84	22.44	** Function
100	Salaries	0.00	0.00	0.00	0.00	0.00	0.00	
200	Employee Benefits	0.00	0.00	0.00	0.00	0.00	0.00	
300	Purchased Services	0.00	0.00	0.00	0.00	0.00	0.00	
400	Supplies And Materials	0.00	0.00	0.00	0.00	0.00	0.00	

Expenditure Report

Education Fund

10

Function 1000 Instruction
 Function 1214 PRESCHOOL
 Object 400 Supplies And Materials

		A	B	C	C - (A + B)	(A + B) / C		
Account	Description	M.T.D. Activity	Y.T.D. Activity	Open Encumb.	Current Budget	Budget Balance	% of Budget	State Account Number
1214	PRESCHOOL	0.00	0.00	0.00	0.00	0.00	0.00	** Function
100	Salaries	0.00	0.00	0.00	0.00	0.00	0.00	
200	Employee Benefits	0.00	0.00	0.00	0.00	0.00	0.00	
300	Purchased Services	0.00	0.00	0.00	0.00	0.00	0.00	
400	Supplies And Materials	0.00	0.00	0.00	0.00	0.00	0.00	
1219	Pre Kind EARLY CHILDHOOD	0.00	0.00	0.00	0.00	0.00	0.00	** Function
100	Salaries	0.00	49,400.43	0.00	696,000.20	646,599.77	7.10	
200	Employee Benefits	0.00	5,511.60	0.00	113,400.00	107,888.40	4.86	
300	Purchased Services	0.00	0.00	0.00	7,843.00	7,843.00	0.00	
400	Supplies And Materials	86.52	2,620.07	1,208.48	52,800.00	48,971.45	7.25	
500	Capital Outlay	0.00	0.00	0.00	0.00	0.00	0.00	
1220	Cross-Categorical (Cc)	86.52	57,532.10	1,208.48	870,043.20	811,302.62	6.75	** Function
100	Salaries	0.00	0.00	0.00	0.00	0.00	0.00	
200	Employee Benefits	0.00	0.00	0.00	0.00	0.00	0.00	
300	Purchased Services	0.00	0.00	0.00	0.00	0.00	0.00	
400	Supplies And Materials	0.00	0.00	0.00	0.00	0.00	0.00	
500	Capital Outlay	0.00	0.00	0.00	0.00	0.00	0.00	
1222	MI	0.00	0.00	0.00	0.00	0.00	0.00	** Function
100	Salaries	0.00	4,032.91	0.00	49,700.00	45,667.09	8.11	
200	Employee Benefits	0.00	525.84	0.00	10,800.00	10,274.16	4.87	
300	Purchased Services	0.00	0.00	0.00	0.00	0.00	0.00	
400	Supplies And Materials	0.00	0.00	0.00	1,220.00	1,220.00	0.00	
1225	Special Education Programs Pre-K	0.00	4,558.75	0.00	61,720.00	57,161.25	7.39	** Function
100	Salaries	0.00	7,890.17	0.00	95,682.00	87,791.83	8.25	
200	Employee Benefits	0.00	1,030.02	0.00	48,700.00	47,669.98	2.12	
300	Purchased Services	0.00	0.00	0.00	9,500.00	9,500.00	0.00	
400	Supplies And Materials	0.00	0.00	0.00	500.00	500.00	0.00	
1250	Remedial and Supplemental Programs K	0.00	8,920.19	0.00	154,382.00	145,461.81	5.78	** Function
100	Salaries	0.00	6,067.57	0.00	74,311.00	68,243.43	8.17	
200	Employee Benefits	0.00	525.84	0.00	14,800.00	14,274.16	3.55	
300	Purchased Services	0.00	250.00	0.00	3,500.00	3,250.00	7.14	
400	Supplies And Materials	0.00	722.72	1,109.26	6,400.00	4,568.02	28.62	
500	Capital Outlay	0.00	0.00	0.00	0.00	0.00	0.00	
600	Other Objects	150.00	150.00	0.00	500.00	350.00	30.00	

Expenditure Report

Education Fund

10

Function 1000 Instruction
 Function 1401 VOCATIONAL AG
 Object 600 Other Objects

Account	Description	M.T.D. Activity	Y.T.D. Activity	Open Encumb.	C Current Budget	C - (A + B) Budget Balance	(A + B) / C % of Budget	State Account Number
1401	VOCATIONAL AG	150.00	7,716.13	1,109.26	99,511.00	90,685.61	8.87	** Function
100	Salaries	0.00	3,175.00	0.00	42,300.00	39,125.00	7.51	
200	Employee Benefits	0.00	983.40	0.00	20,000.00	19,016.60	4.92	
300	Purchased Services	0.00	0.00	0.00	0.00	0.00	0.00	
400	Supplies And Materials	0.00	1,403.89	0.00	5,662.00	4,258.11	24.79	
500	Capital Outlay	0.00	0.00	0.00	0.00	0.00	0.00	
1402	INDUSTRIAL ARTS	0.00	5,562.29	0.00	67,962.00	62,399.71	8.18	** Function
100	Salaries	0.00	0.00	0.00	44,600.00	44,600.00	0.00	
200	Employee Benefits	789.34	1,578.68	0.00	16,650.00	15,071.32	9.48	
300	Purchased Services	0.00	0.00	0.00	0.00	0.00	0.00	
400	Supplies And Materials	0.00	0.00	0.00	0.00	0.00	0.00	
500	Capital Outlay	0.00	0.00	0.00	0.00	0.00	0.00	
1407	BUSINESS ED	789.34	1,578.68	0.00	61,250.00	59,671.32	2.58	** Function
100	Salaries	0.00	2,507.17	0.00	33,586.00	31,078.83	7.46	
200	Employee Benefits	0.00	304.98	0.00	6,850.00	6,545.02	4.45	
300	Purchased Services	0.00	0.00	0.00	1,100.00	1,100.00	0.00	
400	Supplies And Materials	0.00	93.90	0.00	200.00	106.10	46.95	
1459	CO-OP PROGRAM	0.00	2,906.05	0.00	41,736.00	38,829.95	6.96	** Function
100	Salaries	0.00	4,565.06	0.00	107,100.00	102,534.94	4.26	
200	Employee Benefits	0.00	0.00	0.00	14,000.00	14,000.00	0.00	
300	Purchased Services	357.45	602.45	0.00	32,400.00	31,797.55	1.86	
400	Supplies And Materials	536.20	4,748.69	1,863.67	16,500.00	9,887.64	40.07	
500	Capital Outlay	0.00	0.00	8,248.00	11,000.00	2,752.00	74.98	
600	Other Objects	0.00	0.00	0.00	6,200.00	6,200.00	0.00	
1501	ATHLETICS	893.65	9,916.20	10,111.67	187,200.00	167,172.13	10.70	** Function
100	Salaries	0.00	0.00	0.00	0.00	0.00	0.00	
200	Employee Benefits	0.00	0.00	0.00	0.00	0.00	0.00	
300	Purchased Services	0.00	0.00	0.00	0.00	0.00	0.00	
400	Supplies And Materials	0.00	0.00	0.00	0.00	0.00	0.00	
500	Capital Outlay	0.00	0.00	0.00	0.00	0.00	0.00	
600	Other Objects	0.00	0.00	0.00	0.00	0.00	0.00	
1502	Music	0.00	0.00	0.00	0.00	0.00	0.00	** Function
100	Salaries	0.00	2,370.97	0.00	32,000.00	29,629.03	7.41	
200	Employee Benefits	0.00	0.00	0.00	4,100.00	4,100.00	0.00	
300	Purchased Services	0.00	0.00	0.00	1,500.00	1,500.00	0.00	

Expenditure Report

Education Fund

10

Function 1000 Instruction
 Function 1540 EXTRA CURRICULAR
 Object 400 Supplies And Materials

		A	B	C	C - (A + B)	(A + B) / C		
Account	Description	M.T.D. Activity	Y.T.D. Activity	Open Encumb.	Current Budget	Budget Balance	% of Budget	State Account Number
400	Supplies And Materials	0.00	0.00	0.00	6,300.00	6,300.00	0.00	
600	Other Objects	0.00	0.00	0.00	50.00	50.00	0.00	
1540	EXTRA CURRICULAR	0.00	2,370.97	0.00	43,950.00	41,579.03	5.39	** Function
100	Salaries	0.00	0.00	0.00	21,000.00	21,000.00	0.00	
200	Employee Benefits	0.00	0.00	0.00	3,200.00	3,200.00	0.00	
300	Purchased Services	0.00	0.00	0.00	0.00	0.00	0.00	
400	Supplies And Materials	78.58	78.58	0.00	250.00	171.42	31.43	
1600	Summer School	78.58	78.58	0.00	24,450.00	24,371.42	0.32	** Function
400	Supplies And Materials	0.00	0.00	0.00	0.00	0.00	0.00	
1650	Gifted Programs	0.00	0.00	0.00	0.00	0.00	0.00	** Function
100	Salaries	0.00	1,904.33	0.00	22,852.00	20,947.67	8.33	
200	Employee Benefits	0.00	461.40	0.00	6,216.00	5,754.60	7.42	
300	Purchased Services	0.00	0.00	0.00	5,800.00	5,800.00	0.00	
400	Supplies And Materials	0.00	0.00	0.00	0.00	0.00	0.00	
1700	Drivers Education Program	0.00	2,365.73	0.00	34,868.00	32,502.27	6.78	** Function
100	Salaries	0.00	0.00	0.00	0.00	0.00	0.00	
200	Employee Benefits	0.00	0.00	0.00	0.00	0.00	0.00	
1800	Bilingual Programs	0.00	0.00	0.00	0.00	0.00	0.00	** Function
600	Other Objects	10,705.02	10,705.02	0.00	190,000.00	179,294.98	5.63	
1912	Special Education Programs K-12 - Priv	10,705.02	10,705.02	0.00	190,000.00	179,294.98	5.63	** Function
4 1000	Instruction	39,220.79	412,206.54	69,785.37	5,450,855.20	4,968,863.29	8.84	* Function
100	Salaries	0.00	9,023.16	0.00	113,300.00	104,276.84	7.96	
200	Employee Benefits	0.00	1,937.60	0.00	38,350.00	36,412.40	5.05	
300	Purchased Services	0.00	0.00	0.00	1,500.00	1,500.00	0.00	
400	Supplies And Materials	0.00	0.00	0.00	1,170.00	1,170.00	0.00	
500	Capital Outlay	0.00	0.00	0.00	0.00	0.00	0.00	
600	Other Objects	0.00	0.00	0.00	200.00	200.00	0.00	
2110	Attendance/Soc Wrk Serv	0.00	10,960.76	0.00	154,520.00	143,559.24	7.09	** Function
100	Salaries	0.00	4,946.85	0.00	59,365.00	54,418.15	8.33	
200	Employee Benefits	0.00	572.92	0.00	8,650.00	8,077.08	6.62	
300	Purchased Services	0.00	0.00	0.00	1,350.00	1,350.00	0.00	
400	Supplies And Materials	0.00	0.00	0.00	450.00	450.00	0.00	
500	Capital Outlay	0.00	0.00	0.00	0.00	0.00	0.00	
600	Other Objects	0.00	0.00	0.00	100.00	100.00	0.00	

Expenditure Report

Education Fund

10

Function 2000 Support Services
 Function 2120 Guidance Services
 Object 600 Other Objects

Account	Description	M.T.D. Activity	Y.T.D. Activity	Open Encumb.	Current Budget	Budget Balance	C - (A + B) (A + B) / C	State Account Number
2120	Guidance Services	0.00	5,519.77	0.00	69,915.00	64,395.23	7.89	** Function
100	Salaries	0.00	2,685.69	0.00	31,000.00	28,314.31	8.66	
300	Purchased Services	0.00	0.00	0.00	1,600.00	1,600.00	0.00	
400	Supplies And Materials	0.00	119.29	0.00	1,350.00	1,230.71	8.84	
2134	Nurse Services	0.00	2,804.98	0.00	33,950.00	31,145.02	8.26	** Function
100	Salaries	0.00	4,975.81	0.00	64,800.00	59,824.19	7.68	
200	Employee Benefits	0.00	221.31	0.00	2,750.00	2,528.69	8.05	
300	Purchased Services	0.00	0.00	0.00	2,650.00	2,650.00	0.00	
400	Supplies And Materials	24.98	24.98	0.00	1,800.00	1,775.02	1.39	
500	Capital Outlay	0.00	0.00	0.00	0.00	0.00	0.00	
600	Other Objects	0.00	0.00	0.00	0.00	0.00	0.00	
2140	Psychological Services	24.98	5,222.10	0.00	72,000.00	66,777.90	7.25	** Function
300	Purchased Services	1,450.83	1,900.78	0.00	12,000.00	10,099.22	15.84	
400	Supplies And Materials	0.00	0.00	0.00	0.00	0.00	0.00	
500	Capital Outlay	0.00	0.00	0.00	0.00	0.00	0.00	
2190	Other Support Svs Pupils	1,450.83	1,900.78	0.00	12,000.00	10,099.22	15.84	** Function
300	Purchased Services	0.00	0.00	0.00	0.00	0.00	0.00	
400	Supplies And Materials	0.00	0.00	0.00	1,000.00	1,000.00	0.00	
600	Other Objects	0.00	0.00	0.00	0.00	0.00	0.00	
2191	OTHER SUPPORT	0.00	0.00	0.00	1,000.00	1,000.00	0.00	** Function
300	Purchased Services	0.00	0.00	0.00	0.00	0.00	0.00	
2192	TITLE V CHART COUNTS	0.00	0.00	0.00	0.00	0.00	0.00	** Function
100	Salaries	0.00	0.00	0.00	0.00	0.00	0.00	
200	Employee Benefits	0.00	0.00	0.00	0.00	0.00	0.00	
300	Purchased Services	0.00	0.00	0.00	0.00	0.00	0.00	
400	Supplies And Materials	0.00	0.00	0.00	0.00	0.00	0.00	
2193	Title IV	0.00	0.00	0.00	0.00	0.00	0.00	** Function
100	Salaries	0.00	0.00	0.00	30,900.00	30,900.00	0.00	
200	Employee Benefits	0.00	0.00	0.00	5,000.00	5,000.00	0.00	
300	Purchased Services	0.00	510.00	0.00	27,600.00	27,090.00	1.85	
400	Supplies And Materials	0.00	0.00	3,585.84	4,500.00	914.16	79.69	
2210	EPIC	0.00	510.00	3,585.84	68,000.00	63,904.16	6.02	** Function
100	Salaries	0.00	0.00	0.00	0.00	0.00	0.00	
200	Employee Benefits	0.00	0.00	0.00	0.00	0.00	0.00	

Expenditure Report

Education Fund

10

Function 2000 Support Services
 Function 2215 TITLE II CLASS REDUCTION
 Object 300 Purchased Services

Account	Description	M.T.D. Activity	Y.T.D. Activity	Open Encumb.	Current Budget	C - (A + B) Budget Balance	(A + B) / C % of Budget	State Account Number
300	Purchased Services	0.00	0.00	0.00	0.00	0.00	0.00	
400	Supplies And Materials	0.00	0.00	0.00	0.00	0.00	0.00	
2215	TITLE II CLASS REDUCTION	0.00	0.00	0.00	0.00	0.00	0.00	** Function
300	Purchased Services	0.00	0.00	0.00	0.00	0.00	0.00	
400	Supplies And Materials	0.00	0.00	0.00	0.00	0.00	0.00	
500	Capital Outlay	0.00	0.00	0.00	0.00	0.00	0.00	
2218	Quality Assurance	0.00	0.00	0.00	0.00	0.00	0.00	** Function
200	Employee Benefits	0.00	0.00	0.00	0.00	0.00	0.00	
300	Purchased Services	0.00	0.00	0.00	0.00	0.00	0.00	
2219	BLOCK GRANT	0.00	0.00	0.00	0.00	0.00	0.00	** Function
100	Salaries	0.00	8,163.50	0.00	100,664.00	92,500.50	8.11	
200	Employee Benefits	0.00	525.84	0.00	11,860.00	11,334.16	4.43	
300	Purchased Services	0.00	20.00	0.00	2,200.00	2,180.00	0.91	
400	Supplies And Materials	948.89	3,968.81	1,670.05	14,690.00	9,051.14	38.39	
500	Capital Outlay	0.00	0.00	0.00	0.00	0.00	0.00	
2220	MEDIA PROGRAM	948.89	12,678.15	1,670.05	129,414.00	115,065.80	11.09	** Function
100	Salaries	0.00	6,468.43	0.00	92,700.00	86,231.57	6.98	
200	Employee Benefits	0.00	545.52	0.00	13,000.00	12,454.48	4.20	
300	Purchased Services	131.75	267.11	0.00	7,500.00	7,232.89	3.56	
400	Supplies And Materials	0.00	0.00	0.00	2,700.00	2,700.00	0.00	
2226	TECHNOLOGY	131.75	7,281.06	0.00	115,900.00	108,618.94	6.28	** Function
100	Salaries	0.00	0.00	0.00	0.00	0.00	0.00	
200	Employee Benefits	0.00	0.00	0.00	0.00	0.00	0.00	
300	Purchased Services	0.00	0.00	0.00	0.00	0.00	0.00	
2230	Assessment/Testing	0.00	0.00	0.00	0.00	0.00	0.00	** Function
100	Salaries	0.00	103.14	0.00	4,050.00	3,946.86	2.55	
200	Employee Benefits	0.00	0.00	0.00	0.00	0.00	0.00	
300	Purchased Services	858.00	6,164.25	1,200.00	42,500.00	35,135.75	17.33	
400	Supplies And Materials	474.28	551.84	1,235.20	29,800.00	28,012.96	6.00	
500	Capital Outlay	0.00	0.00	0.00	0.00	0.00	0.00	
600	Other Objects	0.00	4,989.70	0.00	16,500.00	11,510.30	30.24	
2310	Brd Ed Services	1,332.28	11,808.93	2,435.20	92,850.00	78,605.87	15.34	** Function
100	Salaries	0.00	7,954.14	0.00	94,634.00	86,679.86	8.41	
200	Employee Benefits	0.00	2,121.88	0.00	29,200.00	27,078.12	7.27	

Expenditure Report

Education Fund

10

Function 2000 Support Services
 Function 2320 Executive Adm. Serv
 Object 300 Purchased Services

Account	Description	M.T.D. Activity	Y.T.D. Activity	Open Encumb.	Current Budget	C - (A + B) Budget Balance	(A + B) / C % of Budget	State Account Number
300	Purchased Services	79.53	1,257.33	0.00	14,500.00	13,242.67	8.67	
400	Supplies And Materials	403.81	486.79	0.00	7,200.00	6,713.21	6.76	
500	Capital Outlay	0.00	0.00	0.00	3,000.00	3,000.00	0.00	
600	Other Objects	75.00	867.98	0.00	2,600.00	1,732.02	33.38	
2320	Executive Adm. Serv	558.34	12,688.12	0.00	151,134.00	138,445.88	8.40	** Function
100	Salaries	0.00	33,881.47	0.00	399,800.00	365,918.53	8.47	
200	Employee Benefits	0.00	11,492.44	0.00	141,000.00	129,507.56	8.15	
300	Purchased Services	0.00	819.46	0.00	11,000.00	10,180.54	7.45	
400	Supplies And Materials	116.00	1,844.88	1,318.19	12,420.00	9,256.93	25.47	
500	Capital Outlay	0.00	0.00	0.00	1,000.00	1,000.00	0.00	
600	Other Objects	0.00	591.25	0.00	2,100.00	1,508.75	28.15	
2410	Office Of Principal Serv	116.00	48,629.50	1,318.19	567,320.00	517,372.31	8.80	** Function
100	Salaries	0.00	0.00	0.00	0.00	0.00	0.00	
200	Employee Benefits	0.00	0.00	0.00	0.00	0.00	0.00	
300	Purchased Services	0.00	0.00	0.00	0.00	0.00	0.00	
400	Supplies And Materials	0.00	0.00	0.00	0.00	0.00	0.00	
500	Capital Outlay	0.00	0.00	0.00	0.00	0.00	0.00	
600	Other Objects	0.00	0.00	0.00	0.00	0.00	0.00	
2510	Dirctn Business Suppt Ser	0.00	0.00	0.00	0.00	0.00	0.00	** Function
100	Salaries	0.00	7,399.86	0.00	84,520.00	77,120.14	8.76	
200	Employee Benefits	0.00	632.82	0.00	5,500.00	4,867.18	11.51	
300	Purchased Services	0.00	27.26	0.00	2,700.00	2,672.74	1.01	
400	Supplies And Materials	0.00	0.00	0.00	0.00	0.00	0.00	
500	Capital Outlay	0.00	0.00	0.00	0.00	0.00	0.00	
600	Other Objects	0.00	0.00	0.00	600.00	600.00	0.00	
2520	Fiscal Services	0.00	8,059.94	0.00	93,320.00	85,260.06	8.64	** Function
100	Salaries	0.00	9,143.76	0.00	127,500.00	118,356.24	7.17	
200	Employee Benefits	0.00	0.00	0.00	50.00	50.00	0.00	
300	Purchased Services	0.00	0.00	0.00	2,400.00	2,400.00	0.00	
400	Supplies And Materials	0.00	1,563.07	0.00	190,000.00	188,436.93	0.82	
500	Capital Outlay	0.00	0.00	0.00	4,000.00	4,000.00	0.00	
600	Other Objects	0.00	0.00	0.00	400.00	400.00	0.00	
2560	Food Services	0.00	10,706.83	0.00	324,350.00	313,643.17	3.30	** Function
300	Purchased Services	425.00	471.40	0.00	5,500.00	5,028.60	8.57	
2630	Information Services	425.00	471.40	0.00	5,500.00	5,028.60	8.57	** Function

Expenditure Report

Education Fund

10

Function 2000 Support Services
 Function 2660 DATA PROCESSING
 Object 300 Purchased Services

Account	Description	M.T.D. Activity	Y.T.D. Activity	Open Encumb.	Current Budget	Budget Balance	C - (A + B) %	(A + B) / C %	State Account Number
300	Purchased Services	0.00	0.00	0.00	5,000.00	5,000.00	0.00		
400	Supplies And Materials	0.00	0.00	0.00	3,600.00	3,600.00	0.00		
2660	DATA PROCESSING	0.00	0.00	0.00	8,600.00	8,600.00	0.00		** Function
4 2000	Support Services	4,988.07	139,242.32	9,009.28	1,899,773.00	1,751,521.40	7.80		* Function
600	Other Objects	7,147.23	7,147.23	0.00	11,000.00	3,852.77	64.97		
4120	Payments Sp Ed Programs	7,147.23	7,147.23	0.00	11,000.00	3,852.77	64.97		** Function
600	Other Objects	0.00	987.00	0.00	33,000.00	32,013.00	2.99		
4140	Payments for CTE Programs	0.00	987.00	0.00	33,000.00	32,013.00	2.99		** Function
300	Purchased Services	0.00	0.00	0.00	4,000.00	4,000.00	0.00		
600	Other Objects	0.00	0.00	0.00	11,838.00	11,838.00	0.00		
4190	Other Pymnts Gov In State	0.00	0.00	0.00	15,838.00	15,838.00	0.00		** Function
600	Other Objects	0.00	0.00	0.00	600.00	600.00	0.00		
4210	Payments for Regular Programs - Tuitio	0.00	0.00	0.00	600.00	600.00	0.00		** Function
600	Other Objects	30,916.00	31,498.00	0.00	140,000.00	108,502.00	22.50		
4220	Payments for Special Education Program	30,916.00	31,498.00	0.00	140,000.00	108,502.00	22.50		** Function
600	Other Objects	0.00	0.00	0.00	0.00	0.00	0.00		
4240	Payments for CTE Programs - Tuition	0.00	0.00	0.00	0.00	0.00	0.00		** Function
4 4000	Nonprogrammed Charges	38,063.23	39,632.23	0.00	200,438.00	160,805.77	19.77		* Function
600	Other Objects	0.00	0.00	0.00	10,000.00	10,000.00	0.00		
6000	Provision For Contingences	0.00	0.00	0.00	10,000.00	10,000.00	0.00		** Function
4 6000	Provision For Contingences	0.00	0.00	0.00	10,000.00	10,000.00	0.00		* Function
600	Other Objects	0.00	0.00	0.00	0.00	0.00	0.00		
8130	Prmt Trns From Ed Fund	0.00	0.00	0.00	0.00	0.00	0.00		** Function
4 8000	Other Financing Uses	0.00	0.00	0.00	0.00	0.00	0.00		* Function
10	Education Fund	82,272.09	591,081.09	78,794.65	7,561,066.20	6,891,190.46	8.86		Fund

Expenditure Report

Oper, Build, & Maint Fund

20

Function 2000 Support Services
 Function 2530 Function 2530
 Object 500 Capital Outlay

Account	Description	M.T.D. Activity	Y.T.D. Activity	Open Encumb.	Current Budget	C - (A + B) Budget Balance	(A + B) / C % of Budget	State Account Number
500	Capital Outlay	0.00	0.00	0.00	0.00	0.00	0.00	
2530	Function 2530	0.00	0.00	0.00	0.00	0.00	0.00	** Function
100	Salaries	0.00	35,625.23	0.00	318,714.00	283,088.77	11.18	
200	Employee Benefits	0.00	2,310.98	0.00	23,650.00	21,339.02	9.77	
300	Purchased Services	6,168.48	25,857.23	0.00	143,600.00	117,742.77	18.01	
400	Supplies And Materials	16,703.49	43,050.19	2,608.00	327,600.00	281,941.81	13.94	
500	Capital Outlay	3,426.00	5,917.47	0.00	42,000.00	36,082.53	14.09	
2542	Care & Upkeep Bldg Serv	26,297.97	112,761.10	2,608.00	855,564.00	740,194.90	13.48	** Function
100	Salaries	0.00	0.00	0.00	0.00	0.00	0.00	
300	Purchased Services	0.00	2,964.00	0.00	22,000.00	19,036.00	13.47	
400	Supplies And Materials	0.00	311.95	0.00	12,000.00	11,688.05	2.60	
500	Capital Outlay	0.00	0.00	0.00	15,000.00	15,000.00	0.00	
600	Other Objects	0.00	0.00	0.00	0.00	0.00	0.00	
2543	Care Upkeep Grnds Serv	0.00	3,275.95	0.00	49,000.00	45,724.05	6.69	** Function
4 2000	Support Services	26,297.97	116,037.05	2,608.00	904,564.00	785,918.95	13.12	* Function
600	Other Objects	0.00	0.00	0.00	0.00	0.00	0.00	
6000	Provision For Contingencs	0.00	0.00	0.00	0.00	0.00	0.00	** Function
4 6000	Provision For Contingencs	0.00	0.00	0.00	0.00	0.00	0.00	* Function
500	Capital Outlay	0.00	0.00	0.00	0.00	0.00	0.00	
8800	Function 8800	0.00	0.00	0.00	0.00	0.00	0.00	** Function
4 8000	Other Financing Uses	0.00	0.00	0.00	0.00	0.00	0.00	* Function
20	Oper, Build, & Maint Fund	26,297.97	116,037.05	2,608.00	904,564.00	785,918.95	13.12	Fund

Expenditure Report

Debt Service Fund or Fund Group

30

Function 5000 Debt Services
 Function 5140 State Aid Anticipation Certificates
 Object 600 Other Objects

		A	B	C	C - (A + B)	(A + B) / C		
Account	Description	M.T.D. Activity	Y.T.D. Activity	Open Encumb.	Current Budget	Budget Balance	% of Budget	State Account Number
600	Other Objects	0.00	0.00	0.00	0.00	0.00	0.00	
5140	State Aid Anticipation Certificates	0.00	0.00	0.00	0.00	0.00	0.00	** Function
600	Other Objects	0.00	0.00	0.00	0.00	0.00	0.00	
5200	Debt Service - Interest on Long-Term De	0.00	0.00	0.00	0.00	0.00	0.00	** Function
4 5000	Debt Services	0.00	0.00	0.00	0.00	0.00	0.00	* Function
600	Other Objects	0.00	0.00	0.00	0.00	0.00	0.00	
8140	Prmt Transf Of Interest	0.00	0.00	0.00	0.00	0.00	0.00	** Function
4 8000	Other Financing Uses	0.00	0.00	0.00	0.00	0.00	0.00	* Function
30	Debt Service Fund or Fund Group	0.00	0.00	0.00	0.00	0.00	0.00	Fund

Expenditure Report

Transportation Fund

40

Function 2000 Support Services
 Function 2550 Pupil Transportation Ser
 Object 100 Salaries

		A	B	C	C - (A + B)	(A + B) / C		
Account	Description	M.T.D. Activity	Y.T.D. Activity	Open Encumb.	Current Budget	Budget Balance	% of Budget	State Account Number
100	Salaries	0.00	598.70	0.00	18,000.00	17,401.30	3.33	
200	Employee Benefits	0.00	159.72	0.00	1,450.00	1,290.28	11.02	
300	Purchased Services	2,683.45	34,514.80	0.00	721,000.00	686,485.20	4.79	
400	Supplies And Materials	0.00	0.00	0.00	0.00	0.00	0.00	
500	Capital Outlay	0.00	0.00	0.00	0.00	0.00	0.00	
2550	Pupil Transportation Ser	2,683.45	35,273.22	0.00	740,450.00	705,176.78	4.76	** Function
4 2000	Support Services	2,683.45	35,273.22	0.00	740,450.00	705,176.78	4.76	* Function
600	Other Objects	0.00	0.00	0.00	0.00	0.00	0.00	
6000	Provision For Contingencs	0.00	0.00	0.00	0.00	0.00	0.00	** Function
4 6000	Provision For Contingencs	0.00	0.00	0.00	0.00	0.00	0.00	* Function
600	Other Objects	0.00	0.00	0.00	0.00	0.00	0.00	
8140	Prmt Transf Of Interest	0.00	0.00	0.00	0.00	0.00	0.00	** Function
4 8000	Other Financing Uses	0.00	0.00	0.00	0.00	0.00	0.00	* Function
40	Transportation Fund	2,683.45	35,273.22	0.00	740,450.00	705,176.78	4.76	Fund

Expenditure Report

I.M.R.F./Soc. Sec. Fund

50

Function 1000 Instruction
 Function 1110 Elementary
 Object 200 Employee Benefits

Account	Description	M.T.D. Activity	Y.T.D. Activity	Open Encumb.	Current Budget	Budget Balance	% of Budget	State Account Number
200	Employee Benefits	0.00	526.96	0.00	8,070.00	7,543.04	6.53	
1110	Elementary	0.00	526.96	0.00	8,070.00	7,543.04	6.53	** Function
200	Employee Benefits	0.00	472.16	0.00	6,200.00	5,727.84	7.62	
1111	Primary	0.00	472.16	0.00	6,200.00	5,727.84	7.62	** Function
200	Employee Benefits	0.00	539.11	0.00	0.00	(539.11)	0.00	
1112	Junior High	0.00	539.11	0.00	0.00	(539.11)	0.00	** Function
200	Employee Benefits	0.00	1,112.16	0.00	0.00	(1,112.16)	0.00	
1113	High School	0.00	1,112.16	0.00	0.00	(1,112.16)	0.00	** Function
200	Employee Benefits	0.00	0.00	0.00	0.00	0.00	0.00	
1114	Reading Imp	0.00	0.00	0.00	0.00	0.00	0.00	** Function
200	Employee Benefits	0.00	127.14	0.00	1,700.00	1,572.86	7.48	
1115	MUSIC	0.00	127.14	0.00	1,700.00	1,572.86	7.48	** Function
200	Employee Benefits	0.00	0.00	0.00	7,700.00	7,700.00	0.00	
1120	Middle-Junior High	0.00	0.00	0.00	7,700.00	7,700.00	0.00	** Function
200	Employee Benefits	0.00	304.48	0.00	3,300.00	2,995.52	9.23	
1125	Pre-K Programs	0.00	304.48	0.00	3,300.00	2,995.52	9.23	** Function
200	Employee Benefits	0.00	0.00	0.00	17,680.00	17,680.00	0.00	
1130	High School	0.00	0.00	0.00	17,680.00	17,680.00	0.00	** Function
200	Employee Benefits	0.00	0.00	0.00	50.00	50.00	0.00	
1204	Physically Hndcap Homebound	0.00	0.00	0.00	50.00	50.00	0.00	** Function
200	Employee Benefits	0.00	0.00	0.00	0.00	0.00	0.00	
1207	Hard Of Hearing (Hh)	0.00	0.00	0.00	0.00	0.00	0.00	** Function
200	Employee Benefits	0.00	50.70	0.00	650.00	599.30	7.80	
1210	Speech & Lang.Impaired	0.00	50.70	0.00	650.00	599.30	7.80	** Function
200	Employee Benefits	0.00	0.00	0.00	0.00	0.00	0.00	
1214	PRESCHOOL	0.00	0.00	0.00	0.00	0.00	0.00	** Function
200	Employee Benefits	0.00	0.00	0.00	0.00	0.00	0.00	
1219	Pre Kind EARLY CHILDHOOD	0.00	0.00	0.00	0.00	0.00	0.00	** Function
200	Employee Benefits	0.00	3,928.82	0.00	58,102.00	54,173.18	6.76	
1220	Cross-Categorical (Cc)	0.00	3,928.82	0.00	58,102.00	54,173.18	6.76	** Function
200	Employee Benefits	0.00	0.00	0.00	0.00	0.00	0.00	
1222	MI	0.00	0.00	0.00	0.00	0.00	0.00	** Function
200	Employee Benefits	0.00	245.38	0.00	3,400.00	3,154.62	7.22	

Expenditure Report

I.M.R.F./Soc. Sec. Fund

50

Function 1000 Instruction
 Function 1225 Special Education Programs Pre-K
 Object 200 Employee Benefits

Account	Description	M.T.D. Activity	Y.T.D. Activity	Open Encumb.	Current Budget	Budget Balance	(A + B) / C	State Account Number
			A	B	C	C - (A + B)		
1225	Special Education Programs Pre-K	0.00	245.38	0.00	3,400.00	3,154.62	7.22	** Function
200	Employee Benefits	0.00	111.10	0.00	1,600.00	1,488.90	6.94	
1250	Remedial and Supplemental Programs K	0.00	111.10	0.00	1,600.00	1,488.90	6.94	** Function
200	Employee Benefits	0.00	87.02	0.00	1,300.00	1,212.98	6.69	
1401	VOCATIONAL AG	0.00	87.02	0.00	1,300.00	1,212.98	6.69	** Function
200	Employee Benefits	0.00	35.18	0.00	650.00	614.82	5.41	
1402	INDUSTRIAL ARTS	0.00	35.18	0.00	650.00	614.82	5.41	** Function
200	Employee Benefits	0.00	0.00	0.00	675.00	675.00	0.00	
1407	BUSINESS ED	0.00	0.00	0.00	675.00	675.00	0.00	** Function
200	Employee Benefits	0.00	0.00	0.00	0.00	0.00	0.00	
1415	IVCC TECH PREP	0.00	0.00	0.00	0.00	0.00	0.00	** Function
200	Employee Benefits	0.00	0.00	0.00	275.00	275.00	0.00	
1459	CO-OP PROGRAM	0.00	0.00	0.00	275.00	275.00	0.00	** Function
200	Employee Benefits	0.00	80.95	0.00	4,000.00	3,919.05	2.02	
1501	ATHLETICS	0.00	80.95	0.00	4,000.00	3,919.05	2.02	** Function
200	Employee Benefits	0.00	0.00	0.00	0.00	0.00	0.00	
1502	Music	0.00	0.00	0.00	0.00	0.00	0.00	** Function
200	Employee Benefits	0.00	97.56	0.00	1,125.00	1,027.44	8.67	
1540	EXTRA CURRICULAR	0.00	97.56	0.00	1,125.00	1,027.44	8.67	** Function
200	Employee Benefits	0.00	0.00	0.00	495.00	495.00	0.00	
1600	Summer School	0.00	0.00	0.00	495.00	495.00	0.00	** Function
200	Employee Benefits	0.00	0.00	0.00	0.00	0.00	0.00	
1650	Gifted Programs	0.00	0.00	0.00	0.00	0.00	0.00	** Function
200	Employee Benefits	0.00	24.46	0.00	400.00	375.54	6.12	
1700	Drivers Education Program	0.00	24.46	0.00	400.00	375.54	6.12	** Function
200	Employee Benefits	0.00	0.00	0.00	0.00	0.00	0.00	
1800	Bilingual Programs	0.00	0.00	0.00	0.00	0.00	0.00	** Function
4 1000	Instruction	0.00	7,743.18	0.00	117,372.00	109,628.82	6.60	* Function
200	Employee Benefits	0.00	243.39	0.00	3,850.00	3,606.61	6.32	
2110	Attendance/Soc Wrk Serv	0.00	243.39	0.00	3,850.00	3,606.61	6.32	** Function
200	Employee Benefits	0.00	70.34	0.00	1,050.00	979.66	6.70	
2120	Guidance Services	0.00	70.34	0.00	1,050.00	979.66	6.70	** Function

Expenditure Report

I.M.R.F./Soc. Sec. Fund

50

Function 2000 Support Services
 Function 2134 Nurse Services
 Object 200 Employee Benefits

Account	Description	M.T.D. Activity	Y.T.D. Activity	Open Encumb.	Current Budget	C - (A + B) Budget Balance	(A + B) / C % of Budget	State Account Number
200	Employee Benefits	0.00	497.94	0.00	6,500.00	6,002.06	7.66	
2134	Nurse Services	0.00	497.94	0.00	6,500.00	6,002.06	7.66	** Function
200	Employee Benefits	0.00	201.18	0.00	3,100.00	2,898.82	6.49	
2140	Psychological Services	0.00	201.18	0.00	3,100.00	2,898.82	6.49	** Function
200	Employee Benefits	0.00	0.00	0.00	0.00	0.00	0.00	
2192	TITLE V CHART COUNTS	0.00	0.00	0.00	0.00	0.00	0.00	** Function
200	Employee Benefits	0.00	0.00	0.00	0.00	0.00	0.00	
2193	Title IV	0.00	0.00	0.00	0.00	0.00	0.00	** Function
200	Employee Benefits	0.00	0.00	0.00	0.00	0.00	0.00	
2196	Comp Arts	0.00	0.00	0.00	0.00	0.00	0.00	** Function
200	Employee Benefits	0.00	0.00	0.00	825.00	825.00	0.00	
2210	EPIC	0.00	0.00	0.00	825.00	825.00	0.00	** Function
200	Employee Benefits	0.00	0.00	0.00	0.00	0.00	0.00	
2212	CURRICULUM DIRECTOR	0.00	0.00	0.00	0.00	0.00	0.00	** Function
200	Employee Benefits	0.00	0.00	0.00	0.00	0.00	0.00	
2215	TITLE II CLASS REDUCTION	0.00	0.00	0.00	0.00	0.00	0.00	** Function
200	Employee Benefits	0.00	0.00	0.00	0.00	0.00	0.00	
2218	Quality Assurance	0.00	0.00	0.00	0.00	0.00	0.00	** Function
200	Employee Benefits	0.00	0.00	0.00	0.00	0.00	0.00	
2219	BLOCK GRANT	0.00	0.00	0.00	0.00	0.00	0.00	** Function
200	Employee Benefits	0.00	805.20	0.00	7,925.00	7,119.80	10.16	
2220	MEDIA PROGRAM	0.00	805.20	0.00	7,925.00	7,119.80	10.16	** Function
200	Employee Benefits	0.00	0.00	0.00	0.00	0.00	0.00	
2225	TECH THRUST	0.00	0.00	0.00	0.00	0.00	0.00	** Function
200	Employee Benefits	0.00	246.58	0.00	6,600.00	6,353.42	3.74	
2226	TECHNOLOGY	0.00	246.58	0.00	6,600.00	6,353.42	3.74	** Function
200	Employee Benefits	0.00	0.00	0.00	0.00	0.00	0.00	
2230	Assessment/Testing	0.00	0.00	0.00	0.00	0.00	0.00	** Function
200	Employee Benefits	0.00	7.50	0.00	450.00	442.50	1.67	
2310	Brd Ed Services	0.00	7.50	0.00	450.00	442.50	1.67	** Function
200	Employee Benefits	0.00	115.34	0.00	1,725.00	1,609.66	6.69	
2320	Executive Adm. Serv	0.00	115.34	0.00	1,725.00	1,609.66	6.69	** Function
200	Employee Benefits	0.00	1,709.16	0.00	23,400.00	21,690.84	7.30	

Expenditure Report

I.M.R.F./Soc. Sec. Fund

50

Function 2000 Support Services
 Function 2410 Office Of Principal Serv
 Object 200 Employee Benefits

Account	Description	M.T.D. Activity	Y.T.D. Activity	Open Encumb.	Current Budget	Budget Balance	C - (A + B)	(A + B) / C	State Account Number
2410	Office Of Principal Serv	0.00	1,709.16	0.00	23,400.00	21,690.84	7.30	7.30	** Function
200	Employee Benefits	0.00	0.00	0.00	0.00	0.00	0.00	0.00	
2510	Dirctn Business Suppt Ser	0.00	0.00	0.00	0.00	0.00	0.00	0.00	** Function
200	Employee Benefits	0.00	1,363.08	0.00	14,700.00	13,336.92	9.27	9.27	
2520	Fiscal Services	0.00	1,363.08	0.00	14,700.00	13,336.92	9.27	9.27	** Function
200	Employee Benefits	0.00	5,256.66	0.00	55,750.00	50,493.34	9.43	9.43	
2542	Care & Upkeep Bldg Serv	0.00	5,256.66	0.00	55,750.00	50,493.34	9.43	9.43	** Function
200	Employee Benefits	0.00	0.00	0.00	0.00	0.00	0.00	0.00	
2543	Care Upkeep Grnds Serv	0.00	0.00	0.00	0.00	0.00	0.00	0.00	** Function
200	Employee Benefits	0.00	8.68	0.00	925.00	916.32	0.94	0.94	
2550	Pupil Transportation Ser	0.00	8.68	0.00	925.00	916.32	0.94	0.94	** Function
200	Employee Benefits	0.00	1,645.89	0.00	26,700.00	25,054.11	6.16	6.16	
2560	Food Services	0.00	1,645.89	0.00	26,700.00	25,054.11	6.16	6.16	** Function
4 2000	Support Services	0.00	12,170.94	0.00	153,500.00	141,329.06	7.93	7.93	* Function
200	Employee Benefits	0.00	0.00	0.00	0.00	0.00	0.00	0.00	
3696	Safe To Learn	0.00	0.00	0.00	0.00	0.00	0.00	0.00	** Function
4 3000	Community Services	0.00	0.00	0.00	0.00	0.00	0.00	0.00	* Function
50	I.M.R.F./Soc. Sec. Fund	0.00	19,914.12	0.00	270,872.00	250,957.88	7.35	7.35	Fund

Expenditure Report

Capital Projects Fund or Fund Group

60

Function 2000 Support Services
 Function 2530 Function 2530
 Object 500 Capital Outlay

Account	Description	M.T.D. Activity	Y.T.D. Activity	A	B	C	C - (A + B)	(A + B) / C	State Account Number
				Open Encumb.	Current Budget	Budget Balance	% of Budget		
500	Capital Outlay	0.00	76,073.84	0.00	385,000.00	308,926.16	19.76		
2530	Function 2530	0.00	76,073.84	0.00	385,000.00	308,926.16	19.76	**	Function
4 2000	Support Services	0.00	76,073.84	0.00	385,000.00	308,926.16	19.76	*	Function
60	Capital Projects Fund or Fund Group	0.00	76,073.84	0.00	385,000.00	308,926.16	19.76		Fund

Expenditure Report

Working Cash Fund 70

Function 8000 Other Financing Uses
 Function 8110 Permnt Trns Wrk Csh Abol
 Object 600 Other Objects

Account	Description	M.T.D. Activity	Y.T.D. Activity	A Open Encumb.	B Current Budget	C C - (A + B) Budget Balance	(A + B) / C % of Budget	State Account Number
600	Other Objects	0.00	0.00	0.00	0.00	0.00	0.00	
8110	Permnt Trns Wrk Csh Abol	0.00	0.00	0.00	0.00	0.00	0.00	** Function
600	Other Objects	0.00	0.00	0.00	0.00	0.00	0.00	
8111	Permnt Trns Wrk Csh	0.00	0.00	0.00	0.00	0.00	0.00	** Function
600	Other Objects	0.00	0.00	0.00	0.00	0.00	0.00	
8120	Prmnt Trnf Int From Wrkes	0.00	0.00	0.00	0.00	0.00	0.00	** Function
4 8000	Other Financing Uses	0.00	0.00	0.00	0.00	0.00	0.00	* Function
70	Working Cash Fund	0.00	0.00	0.00	0.00	0.00	0.00	Fund

Expenditure Report

Tort Immunity and Judgment Fund

80

Function 2000 Support Services
 Function 2134 Nurse Services
 Object 100 Salaries

Account	Description	M.T.D. Activity	Y.T.D. Activity	A	B	C	C - (A + B)	(A + B) / C	State Account Number
				Open Encumb.	Current Budget	Budget Balance			
100	Salaries	0.00	0.00	0.00	0.00	0.00	0.00	0.00	
2134	Nurse Services	0.00	0.00	0.00	0.00	0.00	0.00	0.00	** Function
200	Employee Benefits	0.00	24,635.33	0.00	20,600.00	(4,035.33)	119.59		
2362	Workers Comp/Workers Occ Disease Ac	0.00	24,635.33	0.00	20,600.00	(4,035.33)	119.59		** Function
200	Employee Benefits	1,305.00	1,375.29	0.00	8,000.00	6,624.71	17.19		
2363	Unemployment Insurance Act Payments	1,305.00	1,375.29	0.00	8,000.00	6,624.71	17.19		** Function
300	Purchased Services	0.00	51,286.00	0.00	49,000.00	(2,286.00)	104.67		
2364	Insurance Payments (regular or self-insu	0.00	51,286.00	0.00	49,000.00	(2,286.00)	104.67		** Function
300	Purchased Services	0.00	0.00	0.00	50,000.00	50,000.00	0.00		
2369	Legal Services	0.00	0.00	0.00	50,000.00	50,000.00	0.00		** Function
300	Purchased Services	0.00	0.00	0.00	1,000.00	1,000.00	0.00		
2540	Function 2540	0.00	0.00	0.00	1,000.00	1,000.00	0.00		** Function
4 2000	Support Services	1,305.00	77,296.62	0.00	128,600.00	51,303.38	60.11		* Function
80	Tort Immunity and Judgment Fund	1,305.00	77,296.62	0.00	128,600.00	51,303.38	60.11		Fund

Expenditure Report

Fire Prevention/Life Safety

90

Function 2000 Support Services
 Function 2548 L/S Capital Outlay
 Object 500 Capital Outlay

Account	Description	M.T.D. Activity	Y.T.D. Activity	A	B	C	C - (A + B)	(A + B) / C	State Account Number
				Open Encumb.	Current Budget	Budget Balance			
500	Capital Outlay	0.00	0.00	0.00	100,000.00	100,000.00	0.00		
2548	L/S Capital Outlay	0.00	0.00	0.00	100,000.00	100,000.00	0.00		** Function
4 2000	Support Services	0.00	0.00	0.00	100,000.00	100,000.00	0.00		* Function
500	Capital Outlay	0.00	0.00	0.00	0.00	0.00	0.00		
4190	Other Pymnts Gov In State	0.00	0.00	0.00	0.00	0.00	0.00		** Function
4 4000	Nonprogrammed Charges	0.00	0.00	0.00	0.00	0.00	0.00		* Function
90	Fire Prevention/Life Safety	0.00	0.00	0.00	100,000.00	100,000.00	0.00		Fund
Report Total:		112,558.51	915,675.94	81,402.65	10,090,552.20	9,093,473.61	9.88		

Balance Sheet Fund 10

PUTNAM COUNTY CUSD #535

<u>Account Number</u>	<u>Account Description</u>	<u>Balance Forward</u>	<u>Current Month</u>	<u>Current Balance</u>
AP-Accrual-10	AP-Accrual for Fund 10	\$0.00	\$0.00	\$0.00
	Total	\$0.00	\$0.00	\$0.00
10-110-1	CASH IN BANKS	\$42,600.57	\$4,112.59	\$46,713.16
10-122-1	FARNSWORTH INVESTMENT	\$0.00	\$0.00	\$0.00
10-111-1	IMPREST FUND	\$12,800.00	\$0.00	\$12,800.00
10-131	PAYROLL CASH	\$0.00	\$0.00	\$0.00
10-121-1	REGULAR INVESTMENT ED	\$2,927,233.60	\$1,762,227.70	\$4,689,461.30
10-185-1	LONG TERM INVESTMENTS	\$0.00	\$0.00	\$0.00
10-199-1	EMPLOYEE COMPUTERS	(\$282.90)	\$1,173.73	\$890.83
	Total	\$2,982,351.28	\$1,767,514.02	\$4,749,865.30
10-497-1	SUPPORT PERS. DUES	\$0.00	\$0.00	\$0.00
10-498-1	TEACHER RET 2.2	\$0.00	\$0.00	\$0.00
10-496-1	LOHMANS CAFE. PLAN	\$2,996.29	(\$3,356.71)	(\$360.42)
10-495-1	LIFE INS PAYABLE	\$0.00	\$0.00	\$0.00
10-493-1	MEDICARE INS. PAYABLE	\$0.00	\$0.00	\$0.00
10-490-1	Delete This Account	\$0.00	\$0.00	\$0.00
10-481-1	TEACHER RET. PAYABLE	\$0.00	\$0.00	\$0.00
10-460-1	DISABILITY INS. PAYABLE	\$0.00	\$0.00	\$0.00
10-459-1	Delete This Account	\$0.00	\$0.00	\$0.00
10-458-1	Delete This Account	\$0.00	\$0.00	\$0.00
10-457-1	Delete This Account	\$0.00	\$0.00	\$0.00
10-456-1	Delete This Account	\$0.00	\$0.00	\$0.00
10-455-1	Delete This Account	\$0.00	\$0.00	\$0.00
10-454-1	Delete This Account	\$0.00	\$0.00	\$0.00
10-411-1	LOAN TO LIFE SAFETY	\$0.00	\$0.00	\$0.00
10-431-1	ACCOUNTS PAYABLE	\$0.00	\$0.00	\$0.00
10-434-1	LOANS FROM WKG CASH FND	\$0.00	\$0.00	\$0.00
10-452-1	Delete This Account	\$0.00	\$0.00	\$0.00
10-453-1	Delete This Account	\$0.00	\$0.00	\$0.00
	Total	\$2,996.29	(\$3,356.71)	(\$360.42)
10-730-1	FUND BALANCE	(\$2,985,347.57)	\$0.00	(\$2,985,347.57)
10-706-1	NET PROFIT/LOSS	\$0.00	(\$1,764,157.31)	(\$1,764,157.31)
	Total	(\$2,985,347.57)	(\$1,764,157.31)	(\$4,749,504.88)
		\$0.00	\$0.00	\$0.00

Balance Sheet Fund 20

PUTNAM COUNTY CUSD #535

<u>Account Number</u>	<u>Account Description</u>	<u>Balance Forward</u>	<u>Current Month</u>	<u>Current Balance</u>
AP-Accrual-20	AP-Accrual for Fund 20	\$0.00	\$0.00	\$0.00
	Total	\$0.00	\$0.00	\$0.00
20-131	PAYROLL CASH	\$0.00	\$0.00	\$0.00
20-121-1	REGULAR INVESTMENT O/M	\$1,707,061.62	\$213,016.91	\$1,920,078.53
20-110-1	CASH IN BANKS	\$195,360.64	(\$76.67)	\$195,283.97
20-185-1	LONG TERM INVESTMENTS	\$509,823.12	\$0.00	\$509,823.12
20-184-1	LAND FUND INVESTMENT	\$0.00	\$0.00	\$0.00
20-183-1	TREE FUND INVESTMENTS	\$3,545.44	\$0.00	\$3,545.44
	Total	\$2,415,790.82	\$212,940.24	\$2,628,731.06
20-451	Delete This Account	\$0.00	\$0.00	\$0.00
20-458-1	Delete This Account	(\$24.54)	\$0.00	(\$24.54)
20-459-1	Delete This Account	\$0.00	\$0.00	\$0.00
20-457-1	Delete This Account	\$0.00	\$0.00	\$0.00
20-481-1	ANNUITIES PAYABLE	\$0.00	\$0.00	\$0.00
20-452-1	Delete This Account	\$0.00	\$0.00	\$0.00
20-454-1	Delete This Account	\$0.00	\$0.00	\$0.00
20-456-1	Delete This Account	\$0.00	\$0.00	\$0.00
20-497-1	SUPPORT PERS. DUES	\$0.00	\$0.00	\$0.00
20-453-1	Delete This Account	\$0.00	\$0.00	\$0.00
20-431-1	ACCOUNTS PAYABLE	\$0.00	\$0.00	\$0.00
	Total	(\$24.54)	\$0.00	(\$24.54)
20-706-1	NET PROFIT/LOSS	\$0.00	(\$212,940.24)	(\$212,940.24)
20-730-1	FUND BALANCE	(\$2,415,766.28)	\$0.00	(\$2,415,766.28)
	Total	(\$2,415,766.28)	(\$212,940.24)	(\$2,628,706.52)
		\$0.00	\$0.00	\$0.00

Balance Sheet Fund 30

PUTNAM COUNTY CUSD #535

<u>Account Number</u>	<u>Account Description</u>	<u>Balance Forward</u>	<u>Current Month</u>	<u>Current Balance</u>
AP-Accrual-30	AP-Accrual for Fund 30	\$0.00	\$0.00	\$0.00
	<u>Total</u>	<u>\$0.00</u>	<u>\$0.00</u>	<u>\$0.00</u>
30-110-1	CASH IN BANKS	\$0.00	\$0.00	\$0.00
30-121-1	REGULAR INVESTMENT B/I	\$0.00	\$0.00	\$0.00
30-185-1	LONG TERM INVESTMENTS	\$0.00	\$0.00	\$0.00
	<u>Total</u>	<u>\$0.00</u>	<u>\$0.00</u>	<u>\$0.00</u>
30-431-1	ACCOUNTS PAYABLE	\$0.00	\$0.00	\$0.00
	<u>Total</u>	<u>\$0.00</u>	<u>\$0.00</u>	<u>\$0.00</u>
30-730-1	FUND BALANCE	\$0.00	\$0.00	\$0.00
30-706-1	NET PROFIT/LOSS	\$0.00	\$0.00	\$0.00
	<u>Total</u>	<u>\$0.00</u>	<u>\$0.00</u>	<u>\$0.00</u>
		<u>\$0.00</u>	<u>\$0.00</u>	<u>\$0.00</u>

Balance Sheet Fund 40

PUTNAM COUNTY CUSD #535

<u>Account Number</u>	<u>Account Description</u>	<u>Balance Forward</u>	<u>Current Month</u>	<u>Current Balance</u>
AP-Accrual-40	AP-Accrual for Fund 40	\$0.00	\$0.00	\$0.00
	<u>Total</u>	<u>\$0.00</u>	<u>\$0.00</u>	<u>\$0.00</u>
40-110-1	CASH IN BANKS	\$0.00	\$0.00	\$0.00
40-121-1	REGULAR INVESTMENT TRANS	\$335,844.42	\$139,864.91	\$475,709.33
40-131	PAYROLL CASH	\$0.00	\$0.00	\$0.00
40-185-1	LONG TERM INVESTMENTS	\$0.00	\$0.00	\$0.00
	<u>Total</u>	<u>\$335,844.42</u>	<u>\$139,864.91</u>	<u>\$475,709.33</u>
40-453-1	Delete This Account	\$0.00	\$0.00	\$0.00
40-411-1	LOANS FROM W/C	\$0.00	\$0.00	\$0.00
40-452-1	Delete This Account	\$0.00	\$0.00	\$0.00
40-454-1	Delete This Account	\$0.00	\$0.00	\$0.00
40-456-1	Delete This Account	\$0.00	\$0.00	\$0.00
40-457-1	Delete This Account	\$0.00	\$0.00	\$0.00
40-481-1	EMPLOYEE INCENTIVE	\$0.00	\$0.00	\$0.00
40-451-1	Delete This Account	(\$0.33)	\$0.00	(\$0.33)
40-431-1	ACCOUNTS PAYABLE	\$0.00	\$0.00	\$0.00
	<u>Total</u>	<u>(\$0.33)</u>	<u>\$0.00</u>	<u>(\$0.33)</u>
40-706-1	NET PROFIT/LOSS	\$0.00	(\$139,864.91)	(\$139,864.91)
40-730-1	FUND BALANCE	(\$335,844.09)	\$0.00	(\$335,844.09)
	<u>Total</u>	<u>(\$335,844.09)</u>	<u>(\$139,864.91)</u>	<u>(\$475,709.00)</u>
		<u>\$0.00</u>	<u>\$0.00</u>	<u>\$0.00</u>

Balance Sheet Fund 50

PUTNAM COUNTY CUSD #535

<u>Account Number</u>	<u>Account Description</u>	<u>Balance Forward</u>	<u>Current Month</u>	<u>Current Balance</u>
AP-Accrual-50	AP-Accrual for Fund 50	\$0.00	\$0.00	\$0.00
	<u>Total</u>	<u>\$0.00</u>	<u>\$0.00</u>	<u>\$0.00</u>
50-110-1	CASH IN BANKS	\$0.00	\$0.00	\$0.00
50-121-1	REGULAR INVESTMENT IMRF	\$167,109.40	\$55,633.52	\$222,742.92
50-185-1	IMRF-LONG TERM INVESTMEN	\$0.00	\$0.00	\$0.00
	<u>Total</u>	<u>\$167,109.40</u>	<u>\$55,633.52</u>	<u>\$222,742.92</u>
50-481-1	MEDICARE EMPLOYEE (10)	\$0.00	\$0.00	\$0.00
50-492-1	MEDICARE INS PAYABLE	\$0.00	\$0.00	\$0.00
50-457-1	Delete This Account	\$0.00	\$0.00	\$0.00
50-454-1	Delete This Account	\$0.00	\$0.00	\$0.00
50-431-1	ACCOUNTS PAYABLE	\$0.00	\$0.00	\$0.00
50-493-1	MEDICARE BOARD SHARE	\$0.00	\$0.00	\$0.00
	<u>Total</u>	<u>\$0.00</u>	<u>\$0.00</u>	<u>\$0.00</u>
50-730-1	FUND BALANCE	(\$167,109.40)	\$0.00	(\$167,109.40)
50-706-1	NET PROFIT/LOSS	\$0.00	(\$55,633.52)	(\$55,633.52)
	<u>Total</u>	<u>(\$167,109.40)</u>	<u>(\$55,633.52)</u>	<u>(\$222,742.92)</u>
		<u>\$0.00</u>	<u>\$0.00</u>	<u>\$0.00</u>

Balance Sheet Fund 60

PUTNAM COUNTY CUSD #535

<u>Account Number</u>	<u>Account Description</u>	<u>Balance Forward</u>	<u>Current Month</u>	<u>Current Balance</u>
AP-Accrual-60	AP-Accrual for Fund 60	\$0.00	\$0.00	\$0.00
	Total	\$0.00	\$0.00	\$0.00
60-185-1	LONG TERM INVEST C/P	\$0.00	\$0.00	\$0.00
60-121-1	REG INVESTMENTS-CAP PROJ	\$372,999.27	(\$75,928.01)	\$297,071.26
60-110-1	CASH IN BANK-CAP PROJ	\$15,975.12	\$0.00	\$15,975.12
	Total	\$388,974.39	(\$75,928.01)	\$313,046.38
60-411-1	LOAN FROM W/C	\$0.00	\$0.00	\$0.00
60-431-1	A/P CAP PROJECTS	\$0.00	\$0.00	\$0.00
	Total	\$0.00	\$0.00	\$0.00
60-730-1	FUND BALANCE	(\$388,974.39)	\$0.00	(\$388,974.39)
60-706-1	NET PROFIT/LOSS	\$0.00	\$75,928.01	\$75,928.01
	Total	(\$388,974.39)	\$75,928.01	(\$313,046.38)
		\$0.00	\$0.00	\$0.00

Balance Sheet Fund 70

PUTNAM COUNTY CUSD #535

<u>Account Number</u>	<u>Account Description</u>	<u>Balance Forward</u>	<u>Current Month</u>	<u>Current Balance</u>
AP-Accrual-70	AP-Accrual for Fund 70	\$0.00	\$0.00	\$0.00
	Total	\$0.00	\$0.00	\$0.00
70-121-1	REGULAR INVESTMENT WC	\$1,356,998.97	(\$669,087.61)	\$687,911.36
70-185-1	INVESTMENT LONG TERM WC	\$531,757.71	\$700,000.00	\$1,231,757.71
70-141-1	W/C INTERFUND LOANS	\$0.00	\$0.00	\$0.00
70-110-1	CASH IN BANKS	(\$13,983.08)	\$0.00	(\$13,983.08)
	Total	\$1,874,773.60	\$30,912.39	\$1,905,685.99
70-431-1	ACCOUNTS PAYABLE	\$0.00	\$0.00	\$0.00
70-411-1	LOANS TO LIFE SAFETY	\$0.00	\$0.00	\$0.00
	Total	\$0.00	\$0.00	\$0.00
70-730-1	FUND BALANCE	(\$1,874,773.60)	\$0.00	(\$1,874,773.60)
70-706-1	NET PROFIT/LOSS	\$0.00	(\$30,912.39)	(\$30,912.39)
	Total	(\$1,874,773.60)	(\$30,912.39)	(\$1,905,685.99)
		\$0.00	\$0.00	\$0.00

Balance Sheet Fund 80

PUTNAM COUNTY CUSD #535

<u>Account Number</u>	<u>Account Description</u>	<u>Balance Forward</u>	<u>Current Month</u>	<u>Current Balance</u>
AP-Accrual-80	AP-Accrual for Fund 80	\$0.00	\$0.00	\$0.00
	<u>Total</u>	\$0.00	\$0.00	\$0.00
80-131	PAYROLL CASH	\$0.00	\$0.00	\$0.00
80-121-1	TORT-REG INVESTMENT	\$330,236.15	(\$75,870.97)	\$254,365.18
80-110-1	TORT-CASH IN BANKS	\$0.00	\$0.00	\$0.00
	<u>Total</u>	\$330,236.15	(\$75,870.97)	\$254,365.18
80-481	NON-CERT DUES	\$0.00	\$0.00	\$0.00
80-431-1	ACCOUNTS PAYABLE	\$0.00	\$0.00	\$0.00
	<u>Total</u>	\$0.00	\$0.00	\$0.00
80-730-1	FUND BALANCE	(\$330,236.15)	\$0.00	(\$330,236.15)
80-706-1	NET PROFIT/LOSS	\$0.00	\$75,870.97	\$75,870.97
	<u>Total</u>	(\$330,236.15)	\$75,870.97	(\$254,365.18)
		\$0.00	\$0.00	\$0.00

Balance Sheet Fund 90

PUTNAM COUNTY CUSD #535

<u>Account Number</u>	<u>Account Description</u>	<u>Balance Forward</u>	<u>Current Month</u>	<u>Current Balance</u>
AP-Accrual-90	AP-Accrual for Fund 90	\$0.00	\$0.00	\$0.00
	Total	\$0.00	\$0.00	\$0.00
90-185-1	LONG TERM L/S	\$0.00	\$0.00	\$0.00
90-121-1	REGULAR INVESTMENT L/S	\$353,761.32	\$30,700.47	\$384,461.79
90-110-1	CASH IN BANK-LIFE SAFETY	(\$120,000.00)	\$0.00	(\$120,000.00)
	Total	\$233,761.32	\$30,700.47	\$264,461.79
90-411-1	LOAN DUE TO EDUCATION	\$0.00	\$0.00	\$0.00
90-481-1	IL WITHHOLDING TAX PAY	\$0.00	\$0.00	\$0.00
90-457-1	Delete This Account	\$0.00	\$0.00	\$0.00
90-452-1	Delete This Account	\$0.00	\$0.00	\$0.00
90-412-1	LOAN DUE TO WORKING CASH	\$0.00	\$0.00	\$0.00
90-431-1	ACCOUNTS PAYABLE	\$0.00	\$0.00	\$0.00
	Total	\$0.00	\$0.00	\$0.00
90-706-1	NET PROFIT/LOSS	\$0.00	(\$30,700.47)	(\$30,700.47)
90-730-1	FUND BALANCE	(\$233,761.32)	\$0.00	(\$233,761.32)
	Total	(\$233,761.32)	(\$30,700.47)	(\$264,461.79)
		\$0.00	\$0.00	\$0.00

Balance Sheet Fund 90


PUTNAM COUNTY CUSD #535

<u>Account Number</u>	<u>Account Description</u>	<u>Balance Forward</u>	<u>Current Month</u>	<u>Current Balance</u>
-----------------------	----------------------------	------------------------	----------------------	------------------------

Fund Balance Report

PUTNAM COUNTY CUSD #535

Fund	Description	Month to Date		Year to Date		Ytd Change	Fund Balance Start of Year	Current
		Expense	Income	Expense	Income			
10	Education Fund	508,809.00	2,272,966.31	508,809.00	2,272,966.31	1,764,157.31	2,985,347.57	4,749,504.88
20	Oper. Build. & Maint Fund	89,739.08	302,679.32	89,739.08	302,679.32	212,940.24	2,415,766.28	2,628,706.52
30	Debt Service Fund or Fund Group	0.00	0.00	0.00	0.00	0.00	0.00	0.00
40	Transportation Fund	32,589.77	172,454.68	32,589.77	172,454.68	139,864.91	335,844.09	475,709.00
50	I.M.R.F./Soc. Sec. Fund	19,914.12	75,547.64	19,914.12	75,547.64	55,633.52	167,109.40	222,742.92
60	Capital Projects Fund or Fund Group	76,073.84	145.83	76,073.84	145.83	(75,928.01)	388,974.39	313,046.38
70	Working Cash Fund	0.00	30,912.39	0.00	30,912.39	30,912.39	1,874,773.60	1,905,685.99
80	Tort Immunity and Judgment Fund	75,991.62	120.65	75,991.62	120.65	(75,870.97)	330,236.15	254,365.18
90	Fire Prevention/Life Safety	0.00	30,700.47	0.00	30,700.47	30,700.47	233,761.32	264,461.79
		<u>\$803,117.43</u>	<u>\$2,885,527.29</u>	<u>\$803,117.43</u>	<u>\$2,885,527.29</u>	<u>\$2,082,409.86</u>	<u>\$8,731,812.79</u>	<u>\$10,814,222.65</u>



Putnam County Primary School

**400 E. Silverspoon Ave.
Granville, IL 61326**

**Phone Number 1-815-882-2800
Fax Number 1-815-882-2801**

IMPREST FUND REPORT JUNE AND JULY

August 01, 2011

Maximum Balance	\$1,500.00
Less Expenditures	

Request for Reimbursement	\$510.08
Attain Maximum Balance	\$1,500.00

DEPOSITS	\$132.07
5/19 – Reimbursement from April	

EXPENDITURES	\$-510.08
Check#548 – 5/13 - \$444.00 to ISU for Anne Downey, Ashley Schmitt and Dianne Alleman Acct#10-1111-332-5	
Check#549 – 5/25 - \$50.00 to ROE for Diane Holmbeck – SOSS Fund	
Check#550 – 6/7 – \$16.08 to Granville Post Office – Postage	
Request for Reimbursement	\$510.08

***Where all students will learn and succeed and all means ALL
Principal—Mrs. Kristal LeRette
Secretary—Mrs. Brenda Schmidt***

SUPERINTENDENT IMPREST
June/July, 2011

BANK BALANCE	1825.50
REPLENISHMENT REQUEST	<u>174.50</u>
BANK BALANCE	2000.00

2786	10-2320-340-1	Postmaster	96.00
2787	10-2310-640-6	IL State Police – Fingerprinting	78.50
			<hr/>

TOTAL	\$174.50
-------	----------

Putnam County Comm. Unit School Dist. # 535
Treasurers Report
July 31, 2011

PAGE 1 OF 2	EDUCATION	O/M	TRANSPORT	IMRF	C/P	W/C	TORT	L/S	TOTALS
Cash/Invest. Begin Month	\$2,985,347.57	\$2,415,766.28	\$335,844.09	\$167,109.40	\$388,974.39	\$1,874,773.60	\$330,236.15	\$233,761.32	\$8,731,812.80
Receipts	\$2,272,966.31	\$302,679.32	\$172,454.68	\$75,547.64	\$145.83	\$30,912.39	\$120.65	\$30,700.47	\$2,885,527.29
Disbursements	\$508,809.00	\$89,739.08	\$32,589.77	\$19,914.12	\$76,073.84	\$0.00	\$75,991.62	\$0.00	\$803,117.43
Cash/Investments End Month	\$4,749,504.88	\$2,628,706.52	\$475,709.00	\$222,742.92	\$313,046.38	\$1,905,685.99	\$254,365.18	\$264,461.79	\$10,814,222.66
CASH IN BANKS									
Granville National Bank	\$21,095.66	\$0.00	\$0.00	\$0.00	\$0.00	\$0.00	\$0.00	\$0.00	\$21,095.66
First State Bank	\$15,391.53	\$159,333.42	\$0.00	\$0.00	\$15,975.12	(\$13,983.08)	\$0.00	(\$120,000.00)	\$56,716.99
North Central Bank	\$10,225.97	\$35,950.55	\$0.00	\$0.00	\$0.00	\$0.00	\$0.00	\$0.00	\$46,176.52
Total Cash in Banks	\$46,713.16	\$195,283.97	\$0.00	\$0.00	\$15,975.12	(\$13,983.08)	\$0.00	(\$120,000.00)	\$123,989.17
MONEY MARKET ACCTS.									
Granville National Bank	\$197,072.45	\$4,301.26	\$23,672.58	\$0.00	\$20,588.84	\$19,959.84	\$8,828.25	\$6,103.47	\$280,526.69
Rate 0.40%									
First State Bank	\$55,309.31	\$1,009.66	\$106,693.16	\$37,343.73	\$275,876.26	\$230,501.84	\$218,422.18	\$265,082.24	\$1,190,238.38
Rate 0.55%									
North Central Bank	\$3,934,284.56	\$1,914,762.61	\$345,343.61	\$185,399.21	\$606.16	\$437,449.68	\$27,114.75	\$113,276.06	\$6,958,236.64
Rate 0.70%									
Eureka Savings	\$251,680.26								\$251,680.26
Rate 1.00%									
Peru Federal Savings	\$251,487.07								\$251,487.07
Rate 0.85%									
Total Money Market Accts	\$4,689,833.65	\$1,920,073.53	\$475,709.35	\$222,742.94	\$297,071.26	\$687,911.36	\$254,365.18	\$384,461.77	\$8,932,169.04
C/D INVESTMENTS									
Granville National Bank									

Putnam County Comm. Unit School Dist. # 535
Treasurers Report
July 31, 2011

PAGE 2 OF 2									
	EDUCATION	O/M	TRANSPORT	IMRF	C/P	W/C	TORT	L/S	TOTALS
First State Bank									
27370 05/13/12 0.96%						\$700,000.00			\$700,000.00
									\$0.00
									\$0.00
									\$0.00
									\$0.00
									\$0.00
North Central Bank									
38648 02/27/12 1.16%						\$328,200.24			\$328,200.24
39208 11/17/11 1.17%						\$203,557.47			\$203,557.47
39209 11/17/11 1.33%		\$509,823.12							\$509,823.12
									\$0.00
									\$0.00
Auditor Adjustments									\$0.00
Tree Fund		\$3,545.44							\$3,545.44
Assets	\$13,690.83								\$13,690.83
Adjustments	(\$372.34)	\$5.00	(\$0.02)	(\$0.02)				\$0.02	(\$367.36)
Liabilities	(\$360.42)	(\$24.54)	(\$0.33)						(\$385.29)
TOTAL CASH & INVESTMENTS	\$4,749,504.88	\$2,628,706.52	\$475,709.00	\$222,742.92	\$313,046.38	\$1,905,685.99	\$254,365.18	\$264,461.79	\$10,814,222.66

CERTIFIED CORRECT

Alvin F. Rolando

07/31/11

**TRAVELERS CASUALTY AND SURETY
COMPANY OF AMERICA**

**STATE OF ILLINOIS
SCHOOL TREASURER BOND**

Executed in Triplicate

Bond No. 105150538

KNOW ALL MEN BY THESE PRESENTS, that subject to the terms, conditions, and limitations of this Bond,
ALEX ROLANDO of **104 S. 8th Street, HENNEPIN, IL 61327,**

as Principal, and **Travelers Casualty and Surety Company of America**, a corporation organized and existing
under the laws of the State of Connecticut, as Surety, are held and firmly bound unto

Putnam County School District

State of Illinois,

County of **PUTNAM** in the Penal Sum of

Eight Million Dollars

(**\$8,000,000.00**) for the payment of which, well and truly to be made, said Principal and Surety bind themselves,
their heirs, executors, administrators and assigns jointly and severally by these presents.

WHEREAS, the said Principal has been **Appointed** to the office of **School Treasurer**
and the definite term of this bond begins **July 1, 2011** and ends **July 01, 2012** which
is concurrent with the definite term of said office held by Principal. At the option of the Surety, this bond may be
extended for an additional term(s) of office held by the Principal by rider(s) hereto. However, the total maximum
aggregate liability of the Surety under this bond is limited to the Penal Sum stated above without regard to the
number of years/terms this bond remains in force or the number or amount of claims which are asserted upon the
Principal or Surety.

NOW, THEREFORE THE CONDITION OF THIS OBLIGATION, is such that if

ALEX ROLANDO treasurer in the above stated county,
faithfully discharges the duties of his or her office, according to law, and delivers to his or her successor in office,
after such successor has qualified by giving bond as provided by law, all moneys, books, papers, securities and
control, which have come into his or her possession or control, as such school treasurer, from the date of his or
her bond to the time that his or her successor has qualified as school treasurer, by giving such bond as required
by law, then this obligation to be void; otherwise to remain in full force and effect.

PROVIDED, HOWEVER, it is expressly understood and intended that obligation of the Surety shall not extend to
any loss sustained by the insolvency, failure, or closing of any bank or savings and loan association or other
financial institution organized and operating either under the laws of the State of Illinois or the United States
wherein such treasurer has placed the funds in his custody or control, or any part thereof, provided, such
depository has been approved by the governing body of the

Putnam County School District

and, if this

provision shall be held void, this entire bond shall be void.

IN WITNESS WHEREOF, we have hereunto set our hands and seals on **May 26, 2011**.

Witness:

ALEX ROLANDO (Principal)

Travelers Casualty and Surety Company of America

By: _____

Pamela Sage-Biggers (Attorney-in-Fact)

Approved and accepted by the Board of Education or Board of Directors of District Number _____
Putnam County School District by _____

President, Secretary, Clerk or Township Trustee
(Print Name and Title)

Approved on this _____ day

of _____, _____.

Signature

S-7527 (05/09)



POWER OF ATTORNEY

Farmington Casualty Company
Fidelity and Guaranty Insurance Company
Fidelity and Guaranty Insurance Underwriters, Inc.
St. Paul Fire and Marine Insurance Company
St. Paul Guardian Insurance Company

St. Paul Mercury Insurance Company
Travelers Casualty and Surety Company
Travelers Casualty and Surety Company of America
United States Fidelity and Guaranty Company

Attorney-In Fact No. 222417

Certificate No. 003660202

KNOW ALL MEN BY THESE PRESENTS: That St. Paul Fire and Marine Insurance Company, St. Paul Guardian Insurance Company and St. Paul Mercury Insurance Company are corporations duly organized under the laws of the State of Minnesota, that Farmington Casualty Company, Travelers Casualty and Surety Company, and Travelers Casualty and Surety Company of America are corporations duly organized under the laws of the State of Connecticut, that United States Fidelity and Guaranty Company is a corporation duly organized under the laws of the State of Maryland, that Fidelity and Guaranty Insurance Company is a corporation duly organized under the laws of the State of Iowa, and that Fidelity and Guaranty Insurance Underwriters, Inc., is a corporation duly organized under the laws of the State of Wisconsin (herein collectively called the "Companies"), and that the Companies do hereby make, constitute and appoint

Pamela Sage-Biggers, Glenna L. Thompson, Anita Hawkins, Mark D. Holt, Kevin J. O'Donnell, Martha C. Roper, Natalie A. Siegman, Heidi V. Johnson, Shawn M. Byrne, John R. Nace, Ryan D. Peterson, Emilee J. Harwell, and Jennifer Prater

of the City of Overland Park, State of Kansas, their true and lawful Attorney(s)-in-Fact, each in their separate capacity if more than one is named above, to sign, execute, seal and acknowledge any and all bonds, recognizances, conditional undertakings and other writings obligatory in the nature thereof on behalf of the Companies in their business of guaranteeing the fidelity of persons, guaranteeing the performance of contracts and executing or guaranteeing bonds and undertakings required or permitted in any actions or proceedings allowed by law.

IN WITNESS WHEREOF, the Companies have caused this instrument to be signed and their corporate seals to be hereto affixed, this 12th day of May, 2010.

Farmington Casualty Company
Fidelity and Guaranty Insurance Company
Fidelity and Guaranty Insurance Underwriters, Inc.
St. Paul Fire and Marine Insurance Company
St. Paul Guardian Insurance Company

St. Paul Mercury Insurance Company
Travelers Casualty and Surety Company
Travelers Casualty and Surety Company of America
United States Fidelity and Guaranty Company



State of Connecticut
City of Hartford ss.

By: [Signature]
George W. Thompson, Senior Vice President

On this the 12th day of May, 2010, before me personally appeared George W. Thompson, who acknowledged himself to be the Senior Vice President of Farmington Casualty Company, Fidelity and Guaranty Insurance Company, Fidelity and Guaranty Insurance Underwriters, Inc., St. Paul Fire and Marine Insurance Company, St. Paul Guardian Insurance Company, St. Paul Mercury Insurance Company, Travelers Casualty and Surety Company, Travelers Casualty and Surety Company of America, and United States Fidelity and Guaranty Company, and that he, as such, being authorized so to do, executed the foregoing instrument for the purposes therein contained by signing on behalf of the corporations by himself as a duly authorized officer.

In Witness Whereof, I hereunto set my hand and official seal.
My Commission expires the 30th day of June, 2011.



[Signature]
Marie C. Tetreault, Notary Public

Board Report for Board Meeting August 15, 2011

Around the School

- This year the paraprofessionals in the district are expected to attend all Institute Days—August 17th, August 18th, October 7th, and February 17th. The agendas for the paraprofessionals’ Institute Days will be planned separately from the teachers’ Institute Days. It is the entire administration’s hope that these days can be used to assist the paraprofessionals with their professional development needs.
- I would like to welcome our new staff members. Holly Faletti is the new K-2 special education teacher. Holly has been very busy working with Tammy Waca, Betsy Kuehn, and Connie Hartman to get ready for the new school year. She didn’t waste any time getting acquainted with the school, its routines, and its procedures. Joining Holly as new team members are Stephana Barr (preschool aide), Angela Serafini (kindergarten special education aide), Angelina Migliorini (special education individual aide), and Claudia Gallup (special education individual aide). Ryan Gillhouse accepted the preschool teacher opening for Putnam County on August 6, 2011. The Board will be approving her hire at the August 15th School Board meeting.
- There are two things I’d like the Primary School staff to work on this school year. First and foremost, I’d like the staff to work toward being a source of support and understanding for one another. A successful school needs each person’s gifts and talents; they need each other. Stephen Covey is one of my favorite authors. He has two sayings that, if the staff really takes to heart and tries to follow, they will be well on their way toward reaching that goal. They are: “Strength lies in differences, not in similarities,” and “Seek first to understand, then to be understood.” Secondly, I’d like the Primary School staff to work toward implementing more technology into the classrooms. To help with this I am going to offer a Media Minutes Monday time slot every Monday after school from 3:25 to 3:45. The topics to discuss will be up to the teachers.
- The Primary School has many great learning experiences that will take place for our students this year. Not only are we implementing a new differentiated math center time and new math software, we will continue to offer challenging story problems and research in the library and fun facts in the morning. By the end of October, I am hoping to have some IPADS in the building to assist us with our educational goals.
- Wal-Mart Distribution Center offered local teachers a chance to write a grant for classroom materials. It is my pleasure to announce that Ronda Vacca received \$1500 from Wal-Mart for the 1st grade classrooms. She and her fellow team members will use the money to buy literacy center materials.
- Mr. Schmidt is working with the teachers to make their classroom websites. If you would like to see a teacher’s website, Ronda Vacca has hers up and ready to view. Simply go to the school website, pull down the Primary School tab, and look for the heading “Teacher’s Pages”.

Important Dates

Thursday, September 1st Picture Day K-2

Monday, September 5th No School—Labor Day

Monday, September 19th School Board Meeting PCPS Media Center

Tuesday, September 20th Parents’ Club Meeting PCPS Media Center 6:00pm

Thursday, September 29th Parent Workshop Night at PCHS—Watch for more information



Board Report
Monday, August 15, 2011

Building

The building is ready to go. Rooms are clean, the carpets are scrubbed, and all the tile floors have been polished and waxed. Jeff Butler and the summer crew did a great job, as usual, of preparing the building for a new school year.

The grounds look great as well. Despite the long periods of dry weather, the playground is green and ready to be striped for baseball, football, and soccer.

The roofing project is still under way. Apparently the extreme heat this summer has slowed the progress somewhat. Hopefully, the roofers will have the gym wrapped up before the start of school.

Summer School

The Jump-Start Summer School program was very successful. This is the second year of the fall schedule which has been well received by students, parents, and teachers.

In May, summer school registration time, there were sixteen students signed up to attend the Jump-Start program. By August 1, the first day of summer school, there were twenty-four students registered to attend. Average daily attendance was twenty-two students. It is interesting to note, but not surprising, an eight additional students were signed up to attend just a few days before the start of the school program.



For the first time science was added to the summer curriculum. Previously, there were three components; reading, math, and writing. This year students rotated around three stations; reading, math, and science. Writing was incorporated into all three areas. The students were genuinely enthused about the hands-on activities science brought to the summer program. Thanks to the parents for enrolling their children in summer school, Mrs. Hartman, Mrs. Johnson, and Mrs. Ward for delivering a great program, and to the Board of Education for supporting the program.

Registration

Registration went very well. Ninety percent of students expected to return to Putnam County Elementary registered on time. Only nineteen students remain unregistered. This is six less than last year. Good job, team!

Students registered	172	3 rd Grade	64	Students new to PC	14
Unregistered	19	4 th Grade	67	Students not returning:	6
Total expected	191	5 th Grade	60	Net Gain	8

Teachers

We will begin the school year with three leaves of absence. Becky Boudreau (5th) and Josie Hall (5th) will begin the year on maternity leaves. Sharon Petersen will be covering for Mrs. Boudreau and Wendy Rehn will be returning for Mrs. Hall. Terry Warren will be out on a medical leave at the start of the year. Sue Yopchick will begin the year in Mr. Warren's classroom. All three teachers will return after Labor Day. It's tough to open the new school year with so many absences. However, we have great substitute teachers in place and I'm sure we'll have a terrific start of the year!

**Putnam County High School
Principal Report
August 15**

There has been a lot of work going on at the high school over the summer. We had volleyball camp and basketball camp for girls and boys. Mr. Heiser, our new FFA advisor has been busy all summer with fairs and getting himself ready for the school year. We just completed the FFA Alumni consignment sale. The parking lot is getting a new face lift so that it will be ready for the start of school. Inside the building, we have new tile in 4 bathrooms, as well as new stalls and toilets. The commons area has new tile on the floors and we moved the trophy cases down toward the restrooms as a safety issue. The auditorium has new carpet with a little history on the walls. I have moved some rooms around, the faculty lounge is now the in-school suspension room and athletic director's office, the conference room became the faculty lounge and the athletic director's office became the conference room.

We have added 3 teachers to our faculty: John Heiser replaces Mr. Wragge, Tyler Ellena replaces Mrs. Morrow and Heather Ballard replaces Mrs. Louis. I feel that we are fortunate to hire such great people. I hope that you can meet them and welcome them into our PC family.

I just want to say thank you to the custodial staff for their hard work over the summer.

Principal's Report
Prepared by Carl Carlson
Putnam County Junior High
August 10, 2011

Welcome Back!

It has been another busy summer at PCJH. The changes range from hiring a new teacher – Welcome Jessica Lenkaitis as the new 7/8th Social Studies teacher replacing Mr. Mike Olson. We currently welcome two new paraprofessionals. I am in the process of conducting interviews for the hiring of another paraprofessional since we had an internal candidate move back to Hennepin. There have been quite a few physical improvements to note as well. We had another two classrooms repainted with carpeting removed and tile put in its place. The parking lot has been resealed as of today and the other resurfacing looks fantastic. Our summer planning committee has established the theme for the upcoming year as “Start Your Learning Engines” in reference to the rise in popularity of NASCAR. The staff has planned some new and creative activities to hopefully continue motivating students to learn and live by the “Six Pillars of Character.”

I continue to convey the same message that the quality of our educational program is directly related to the enthusiasm and ability of those working with our students. I look forward to establishing new goals for the upcoming school year, monitoring the progress of staff, evaluate and improve the educational program as needed, and continue to raise the level of expectation here at PCJH.

Open House

PCJH will hold its Annual Open House on Monday, August 29th from 6:30-8:00. Our junior high baseball and softball teams are scheduled to play a home game that day. Those in attendance at the games are able to join us once their contests concluded. The building looks terrific and the two classrooms that received a physical make over look great. We look forward to showing off all the upgrades to the Putnam County communities. We always work to better promote the event to raise attendance.

Evaluation of Staff

I have developed a schedule for evaluating the certified staff and each will receive a complete packet outlining the requirements of the evaluation process. The administrative team is in the process of trying to reevaluate the evaluation process in the attempt to have a user friendly model that gives a more detailed scope of staff performance in the required indicators. This process also needs to be addressed to make sure we are utilizing an instrument that meets the state's changing requirements. Again, I am looking to start the evaluations near the end of September and concluding the first round prior to the winter break. That will give me enough time to finish the second round before the March school board meeting. Again, we have one new staff member and several newer non-tenured teachers, the process will take some time to complete thoroughly.

School Improvement

I would like to discuss School Improvement and what our building is looking at doing for the upcoming year. As many might know, the final results from the state of Illinois concerning our ISAT scores have tentatively been released. Our scores met or exceeded state standards in reading, math, and science. Our goal at PCJH is to utilize the large amounts of data that we currently collect regarding student achievement and progress. This includes ISAT, AR, AIMS Web, and classroom performance to name a few.

We will continue to use the modified lunch schedule to allow for each teacher to get a 30 minute lunch, a 30 minute VIP, and a 30 minute TEAM planning time within their grade level. My goal for the 30 minute TEAM planning time is to increase communication between staff and allow time to analyze data to improve our decision making process. We came a long way last year in better utilization of this time. However, with my high expectations for our school and students, I believe we can expand on what gets accomplished during this part of the school day. Last year, we did analyze data on a quarterly basis. I would like to see this information used in conjunction with lesson and curriculum development. Also, we will be moving forward with the second phase of curriculum mapping. One aspect I would like to introduce during this time is the ability to offer online webinars for staff. This practice would allow

Lastly, our ultimate goal will be to make sure that our building goals tie in with the district goals set by the school board of education. This information will be submitted to the Regional Office of Education as required. The main focus for us is to make sure we are doing what is best for students and that the result indicate those efforts are productive.

Faculty Meetings

The master schedule has been established and we were able to maintain our TEAM time. This is a 30 minute time slot each day during the lunch periods where I get the opportunity to meet with grade level teachers. We discuss student achievement, at-risk students, curriculum updates, staff/student concerns, administrative announcements, and other items. This year, I will introduce the use of online webinars to provide additional on-site professional development for staff. I have scheduled our traditional faculty meetings for the entire year to be held the morning after school board meetings. These faculty meetings will be geared toward recognizing student growth and achievement leading to movement towards desired goals.

Extracurricular Update

The boys' baseball and girls' softball teams have conducted initial practices. Baseball currently has 28 participants between the 7th and 8th grades. The softball team stands at 22 participants between grades 6th-8th. As I write this report, the softball team has already played two games. We were once again fortunate enough to be assigned the Illinois Elementary School Association (IESA) Regional host for softball. This is a big responsibility and honor. I have applied to host as many state series as possible in every activity for several reasons. First of all, our junior high school has fantastic facilities and we are proud to showcase them. Secondly, with our being able to host state tournaments such as the IESA regional and sectional this helps save us on transportation costs for busing and for parents and fans commuting.

Current Enrollment Projections

We are currently a bit ahead of our enrollment projections. We still have some families that have yet to register as we tend to get a few more before the first day of school. As of right now, the total enrollment for grades 6-8 is 192. We have 69 sixth graders, 62 seventh graders, and 61 eighth graders.

State Funding Update

The following dollar amounts represent the funds that are still owed to our district by the State of Illinois.

Special Education	\$156,503.74
Transportation	\$128,491.43
ECE	\$39,624.00
IL Free Lunch	\$478.70
Total:	\$325,097.87

[Note: for High Schools, High School Districts, or Unit Districts Only]

	PSAE - % Meets & Exceeds Mathematics grade 11					
	2005	2006	2007	2008	2009	2010
ups	2005	2006	2007	2008	2009	2010
Benchmark	47.5	47.5	55.0	62.5	70.0	77.5
meets + Exceeds	57.9	48.0	60.5	47.8	47.6	54.3
te	58.9	51.4	59.1	47.8	48.2	57.1
k	-	-	-	-	-	-
anic	-	-	-	-	-	-
n/Pacific Islander	-	-	-	-	-	-
ve American	-	-	-	-	-	-
iracial/Ethnic	-	-	-	-	-	-
ents with Disabilities	-	10.0	25.0	-	-	-
Income	41.7	33.3	60.0	23.5	22.2	70.0

Note: Hyphens in the table indicate that data is not relevant for your plan.

Section I-A Data & Analysis - Report Card Data

- What do your District Report Card data tell you about student performance in your district? What areas of weakness are indicated by these data? What areas of strength indicated?

ol report card data indicate that for 2010 the District made AYP in all areas and all subgroups. Gains were made in all areas and by all subgroups in both reading and math. fificant gains were made by students with disabilities and economically disadvantaged in reading and math. The subgroup of students with disabilities increased 5.2% in reading 3.3% in math, while the economically disadvantaged subgroup increased 6.6% in reading and 16.2% in math. nsure that the District continues to make AYP in the future, the District must continue to make improvements in reading and math with students with disabilities and omically disadvantaged. In addition, improvement in reading and math must continue at the high school level.

indicate a decrease in performance in reading at grade levels 3, 4, 6, and 7. However, the percentage of students meeting and exceeding were generally above 85%. There a decrease in performance in Math only at grade 4 but again the percentage of students meeting and exceeding was above 90%. An item analysis of the areas needing ovement will be completed by identified grade levels.

ors - What factors are likely to have contributed to these results? Consider both external and internal factors to the district.

following factors have been identified as contributing to ISAT results:

- Lack of alignment between the reading and math curriculum and state learner standards
- Insufficient planning time for data analysis, school improvement planning, and instructional planning
- Increasing low income population and truancy rates
- Need for targeted professional development for special education staff and general education teachers working with special education students
- Lack of access to the general education curriculum for the special education population
- Need for increased emphasis on the extended response
- Need for increased professional development on the application of reading strategies across content areas
- Lack of professional development on teaching students from low income families

atives that were implemented during the 2009-2010 school year have resulted in positive outcomes for all students including the subgroups of students with disabilities and omically disadvantageded.

clusions - What do these factors imply for next steps in improvement planning? These conclusions will be carried forward to Part D (Key Factors).

curriculum and instruction provided at Putnam County District #535 meets and exceeds the needs for 83% of all students in reading and 85% of all students in math. The roups of students with disabilities and economically disadvantageded have improved and met AYP in 2010, but continue to be populations that are at risk of not meeting ards. While performance continues to improve at the high school level, reading and math standards have not been met.

e the District demonstrates positive outcomes for the majority of the students served, the district has not consciously and proactively developed comprehensive, adequate im:ims to fully and successfully meet the needs of students with diverse academic issues including students with disabilities and students from low income populations.

use interventions must be done with students who are in multiple subgroups. Of the 135 students with IEPs in the Putnam County District, 50 of them qualify for Free and iced Lunch. In addition, no students with IEPs met standards on the PSAE.

Section I-B Data & Analysis - Local Assessment Data

I - Briefly describe the relevant local assessment data used in this plan. What do these data tell you? What areas of weakness are indicated by these data? What areas of strength are apparent?
 Universal screening and progress monitoring are utilized throughout the District in grades K-12. The primary local assessment tool is AIMSweb. It is utilized in K-8 at the primary, elementary, and junior high levels. At the high school level, STARmath and STARreading are utilized. In addition, the EXPLORE Test is utilized at Grades 8 and 9 and the PLAN Test grade 10. Throughout the district, discipline data and attendance are recorded and monitored.

following table provides AIMSweb Fall Benchmark Data:

JING - Oral Reading Fluency

Grade Level	25% - 99%	10%-24%	1%-9%
1	90%	2%	0%
2	90%	10%	0%
3	87%	8%	5%
4	87%	8%	5%
5	93%	7%	0%
6	91%	7%	2%
7	77%	18%	5%
8	91%	6%	3%

JING - Maze

Grade Level	25% - 99%	10%-24%	1%-9%
3	87%	10%	3%
4	85%	10%	5%
5	99%	1%	0%
6	95%	3%	2%
7	94%	4%	2%
8	93%	5%	2%

H - Computation

Grade Level	25% - 99%	10%-24%	1%-9%
1	78%	22%	0%
2	80%	15%	5%
3	76%	14%	10%
4	76%	15%	9%
5	80%	10%	10%
6	76%	17%	7%
7	76%	15%	9%
8	76%	14%	10%

H - Concepts/Applications

Grade Level	25% - 99%	10%-24%	1%-9%
1	NA	NA	NA
2	87%	11%	2%
3	75%	17%	7%
4	75%	20%	5%
5	75%	18%	7%
6	82%	10%	8%
7	77%	15%	8%
8	79%	13%	8%

Analysis of local data indicates trends similar to the results of state assessment. Consistently strong results are noted in reading and math performance in general education grades K-8. Reading performance is stronger than math. However, this is the first year that the District has initiated benchmark screening in the area of math. Improvements have been noted for students with disabilities and high school age students, but remain lower than state standards.

ors - What factors are likely to have contributed to these results? Consider both external and internal factors to the district. swweb results correlate well with ISAT results in grades K-8. Students performing below identified standards on the Aimsweb assessment are generally within the special ation subgroup. In addition, the Aimsweb assessments provide data that leads to early identification of students at risk of academic difficulties.

Explore and PLAN test are related to the ACT assessment. As such, they evaluate based on the College Readiness Standards as opposed to the Illinois State Standards. The lts of these assessments generally align with the results of the PSAE.

factors identified in Section I-A continue to be factors impacting local assessment data.

lusions - What do these factors imply for next steps in improvement planning? These conclusions will be carried forward to Part D (Key Factors). and local assessment results indicate that significant gains have been made during the last several years. While the District met AYP in all areas in 2010, there needs to be a ined focus on the achievement of the special education subgroup, the economically disadvantaged subgroup, and high school age students in reading and math. will include more focused staff development, increased time for data analysis and instructional planning, and alignment of the curriculum with state standards in reading and

Section I-C. Data & Analysis - Other Data
Item 1 - Attributes and Challenges

- Briefly describe attributes and challenges of the district and community that have affected student performance. What do these data and/or information tell you?

utes:
The District met AYP standards in all areas in 2010.

The District has implemented benchmark assessment in reading, math, and written language in grades K-8 to provide early identification of students at risk of academic ulties.

The District has implemented the Response to Intervention process which provides early intervening services to students at risk of academic difficulties.

enges:
he low income population has increased in the past five years. This challenge continues to increase, as the local steel mill closed within the ast two years and we have noted a decrease in student enrollment. With the decrease in available jobs, problems associated with low income will most certainly continue to increase.

he unemployment rate in Putnam County reached more than 14% in the past year. Our mobility rate continues to be a concern in our district as a result of parents seeking new employment.

With the construction of the new primary building (as a result of the tornado 6 years ago) we have realigned our grade levels into Pre-K through 2 Primary School); 3-5 (Elementary School); 6-8 (Junior High); 9-12 (High School). While this has been a positive change that provides more space for proper educational instruction, the realignment has altered our teaching teams. Thus, the new team structure needs to be officially incorporated into the school improvement plan and our school governance policy.

The Hispanic population within the District has increased bringing a more culturally diverse student population which impacts teaching practices. In the high school special education classes, the teacher/pupil ratio has been at or close to the State limit.

Q - In what ways, if any, have these attributes and challenges contributed to student performance results?

As noted above, the increasing low income population and the stress on families as they seek new employment opportunities may continue to have a negative impact upon our student performance results. The data from the high school suggests that some correlation exists.

The realignment of grade levels into different buildings and the changes in our teaching team structure are challenges that have likely impacted our student performance results. As we continue to provide planning time for our leadership teams, including the principal, teachers who lead the instructional teams, and other key professional staff members, we need to ensure meeting times each week for these teams. During this time, our leadership teams need to regularly examine school performance data and aggregate classroom observation data to utilize that information to make decisions about school improvement and professional development needs. These teams are now organized into grade-level and subject area instructional teams. With these new changes, we will track the student performance results to determine the effectiveness of the implemented changes.

The large class sizes in the high school special education classes may impact achievement of the special education students due to limited ability to intensify instruction.

Q - What do these factors imply for next steps in improvement planning? Responses will be carried forward to Part D (Key Factors).

As reflected in the previous answer, our next steps will include increased blocks of time for our instructional teams to meet. In each of our four buildings, we plan to provide at least one hour of time per week for our instructional teams to meet, totaling 4 hours minimum per month. During these designated times, the teams will examine student data to refine units of instruction. Our principals will actively participate with the school teams and will focus on instructional improvement and student learning outcomes.

In past years, we have not provided adequate time for collaboration and disaggregating the data, and the district improvement plan now provides specific time allotments for this process. The data that is collected from all of our assessments, including AIMSweb, ISAT, PSAT, STARmath, TARreading, EXPLORE, PLAN, and other local assessments will be utilized in this collaborative work that should lead to targeted interventions,

urposeful, ongoing professional development, improved instructional techniques, and ultimately improved student achievement. he ongoing professional development will include differentiated instruction that will better meet our diverse student needs. This professional evelopment will be provided to teachers and our paraprofessionals. he District will focus on the development of programs to encourage parent involvement in District activities and to provide information to families. he District will review scheduling and service delivery options for high school special education students

Section I-C. Data & Analysis - Other Data

Item 2 - Educator Qualifications, Staff Capacity, and Professional Development

- Briefly describe data on educator qualifications and data and/or information about staff capacity and professional development opportunities related to areas of nness and strength. What do these data tell you?

In all of our four schools in the Putnam County CUSD 535, our classroom teachers are all highly qualified.

Approximately thirty-eight percent of our district's teachers have Masters Degrees, and this is less than the State average.

In the past years, our team collaboration time has been limited, and this has adversely impacted the district's ability to collaborate and plan the professional development needed for educators.

During the 2009-2010 school year, Putnam County District provided the following professional development opportunities:

Differentiated Instruction - Middle School/High School - Lavonna Roth

Reading Across the Curriculum - Susan Goodale

Curriculum Mapping initiated - Susan Goodale

Various self selected professional development activities

ors - In what ways, if any, have educator qualifications, staff capacity, and professional development contributed to student performance results?

The lack of instructional team planning times and data analysis have been areas of concern.

The previous lack of ongoing, targeted professional development has likely contributed to lower student performance results, especially at the high school level.

clusions - What do these factors imply for next steps in improvement planning? Responses will be carried forward to Part D (Key Factors).

In our district's next steps for improvement planning, we have increased our school improvement and instructional team planning time to a minimum of one hour per week, or a minimum of four hours a month at each school. The teachers are now organized into grade-level or subject area instructional teams, and the principals actively participate as they maintain a focus on instructional improvement and student learning outcomes. Our district is implementing additional planning time for curriculum mapping, providing half day blocks with substitute teachers, to ensure grade-level and subject area teams time to map and align curriculum to the Standards. Graduate level courses will be offered within the district during after school hours, specifically targeting school improvement needs, such as differentiated instruction.

Professional development focusing on the following topics would assist in continued District growth:

- Math instructional strategies
- Meeting the needs of low income students
- Application of reading strategies across content areas at the high school level
- Accelerating the achievement of students in special education
- Extended response instruction across content areas
- Data analysis and data based decision making

Section I-C. Data & Analysis - Other Data

Item 3 - Parent Involvement

- Briefly describe data on parent involvement. What do these data tell you?

For the Putnam County CUSD 535 school district, parent involvement percentages remain strong, but high school parental involvement remains a concern.

The parent involvement at the high school level is less than the district and state average, and this appears to correlate with our student assessment scores.

Eighty percent of our junior high/high school families participated in the TeacherEase internet program, but last year we piloted a different parent internet contact. During that time, parent participation dropped dramatically because the piloted program was not "user friendly." Thus, we have returned to the usage of TeacherEase for electronic contact with our parents.

The following communication tools are utilized within the district: newsletter, progress reports, District website, electronic phone messaging system, and TeacherEase.

The following activities are available for parents: open house, literacy night, junior high orientation, high school orientation, PTO, booster clubs, and Parent Advisory Committee

Parent workshops have been provided on the following topics: homework completion, literacy, bullying, teenagers, and community services.

ors - In what ways, if any, has parent involvement contributed to student performance results?

A very strong correlation appears to exist between the high percentage of parent involvement at the primary and elementary levels and the excellent student achievement results.

As parental involvement statistics decrease, there tends to be a marked decrease in the student performance.

clusions - What do these factors imply for next steps in improvement planning? Responses will be carried forward to Part D (Key Factors).

The Putnam County CUSD 535 has begun increasing opportunities for parental contacts. Beyond the regular parent/teacher conferences and open house format, our district has begun offering parent workshops. These workshops offer child care, food, and workshops targeted to the needs of our students and parents. Needs assessments are conducted to determine areas of interest and need.

Due to the need for increased parental participation at the high school level, four of our seven workshops offered on October 14, 2010, centered on specific high school topics. The district will continue to plan workshops for parents that will concentrate on the specific areas of need at all levels, but there will be an emphasis for needs of high school parents and students.

The District will provide increased information to parents regarding the importance of the ISAT and PS&E assessment. The information will include tips on how parents can support students to improve performance.

Section I-D Data & Analysis - Key Factors

ion I-D - Key Factors - From the preceding screens (I-A, I-B, I-C), identify key factors that are within the district's capacity to change or control and which have contributed to low achievement. What conclusions about next steps have you reached from reviewing available data and information and about all the factors affecting student achievement?

following areas of need have been identified as key factors affecting student achievement:

- increased time for district/school improvement planning

- increased time for data analysis and instructional planning

- Ongoing, planned professional development in reading, math, and differentiated instruction with an emphasis on special education and economically disadvantaged populations

- increased parental participation

- improved achievement in math and reading at the high school level

- improved achievement of students in special education and from economically disadvantaged populations

General Personnel

Personal Technology and Social Media; Usage and Conduct

Definitions

Includes - Means “includes without limitation” or “includes, but is not limited to.”

Social media - Media for social interaction, using highly accessible communication techniques through the use of web-based and mobile technologies to turn communication into interactive dialogue. This includes *Facebook, LinkedIn, MySpace, Twitter, and YouTube*.

Personal technology - Any device that is not owned or leased by the District or otherwise authorized for District use and: (1) transmits sounds, images, text, messages, videos, or electronic information, (2) electronically records, plays, or stores information, or (3) accesses the Internet, or private communication or information networks. This includes smartphones such as BlackBerry®, android®, iPhone®, and other devices, such as, iPads® and iPods®.

Usage and Conduct

All District employees who use personal technology and social media shall:

1. Adhere to the high standards for appropriate school relationships in policy 5:120, *Ethics and Conduct* at all times, regardless of the ever-changing social media and personal technology platforms available. This includes District employees posting images or private information about themselves or others in a manner readily accessible to students and other employees that is inappropriate as defined by policy 5:20, *Workplace Harassment Prohibited*; 5:120, *Ethics and Conduct*; 6:235, *Access to Electronic Networks*; 7:20, *Harassment of Students Prohibited*; and the Ill. Code of Educator Ethics, 23 Ill.Admin.Code §22.20.
2. Choose a District-provided or supported method whenever possible to communicate with students and their parents/guardians.
3. Not interfere with or disrupt the educational or working environment, or the delivery of education or educational support services.
4. Comply with policy 5:130, *Responsibilities Concerning Internal Information*. This means that personal technology and social media may not be used to share, publish, or transmit information about or images of students ~~and/or District employees~~ without proper approval. ~~For District employees, proper approval may include implied consent under the circumstances.~~
5. Refrain from using the District’s logos without permission and follow Board policy 5:170, *Copyright*, and all District copyright compliance procedures.
6. Use personal technology and social media for personal purposes only during non-work times or hours. Any duty-free use must occur during times and places that the use will not interfere with job duties or otherwise be disruptive to the school environment or its operation.
7. Assume all risks associated with the use of personal technology and social media at school or school-sponsored activities, including students’ viewing of inappropriate Internet materials through the District employee’s personal technology or social media. The Board expressly disclaims any responsibility for imposing content filters, blocking lists, or monitoring of its employees’ personal technology and social media.
8. **[Be subject to consequences for violations of this policy including, but not limited to, prohibition of the employee from possessing or using any personal technology or social media while on District property, discipline up to and including discharge, referral to**

~~law enforcement authorities and/or other legal action as deemed appropriate.] Be subject to remedial and any other appropriate disciplinary action for violations of this policy ranging from prohibiting the employee from possessing or using any personal technology or social media at school to dismissal and/or indemnification of the District for any losses, costs, or damages, including reasonable attorney fees, incurred by the District relating to, or arising out of, any violation of this policy.~~

The Superintendent shall:

1. Inform District employees about this policy during the in-service on educator ethics, teacher-student conduct, and school employee-student conduct required by Board policy 5:120, *Ethics and Conduct*.
2. Direct Building Principals to annually:
 - a. Provide their building staff with a copy of this policy.
 - b. Inform their building staff about the importance of maintaining high standards in their school relationships.
 - c. Remind their building staff that those who violate this policy will be subject to remedial and any other appropriate disciplinary action up to and including dismissal.
3. ~~Build awareness of this policy with students, parents, and the community.~~
4. Periodically review this policy and any procedures with District employee representatives and electronic network system administrator(s) and present proposed changes to the Board.

LEGAL REF.: 105 ILCS 5/21-23 and 5/21-23a.
Ill. Human Rights Act, 775 ILCS 5/5A-102.
Code of Ethics for Ill. Educators, 23 Ill.Admin.Code §22.20.
Garcetti v. Ceballos, 547 U.S. 410 (2006).
Pickering v. High School Dist. 205, 391 U.S. 563 (1968).
Mayer v. Monroe County Community School Corp., 474 F.3d 477 (7th Cir. 2007).

CROSS REF.: 5:20 (Workplace Harassment Prohibited), 5:30 (Hiring Process and Criteria), 5:120 (Ethics and Conduct), 5:130 (Responsibilities Concerning Internal Information), 5:150 (Personnel Records), 5:170 (Copyright), 5:200 (Terms and Conditions of Employment and Dismissal), 6:235 (Access to Electronic Networks), 7:20 (Harassment of Students Prohibited), 7:340 (Student Records)

Recommendation to Accept PRESS Plus Policy Changes

As superintendent, I recommend that we accept the PRESS Plus policy changes that were introduced as a first reading at the July Board meeting, including the attached revisions from Belinda Becker, our attorney.

Rationale

The Putnam County CUSD 535 Policy Committee met on Monday, August 1 to consider these proposed PRESS Plus Policy changes. The proposed changes were discussed, and the committee recommends to move forward. The committee suggested that I contact our attorney regarding the personal technology and social media policy. That contact has been made, and Belinda Becker from our law firm has suggested several changes to the PRESS Plus policy. These suggested changes are attached.

District Goal

Improve communication among all stakeholders in the Putnam County School District and communities.

INTERGOVERNMENTAL AGREEMENT ON DEACTIVATION

This Intergovernmental Agreement on Deactivation is entered into by and between the Board of Education of Lostant Community Unit School District No. 425, ("Lostant") and the Board of Education of Putnam County Community Unit School District No. 535 ("Putnam County").

WITNESSETH:

WHEREAS, the Boards of Education of Lostant and Putnam County deem it to be in their best interest to set forth certain details concerning the reassignments of students and other matters;

WHEREAS, Section 10 or Article VII of the Illinois Constitution, the Intergovernmental Cooperation Act (5 ILCS 220/1 et. seq.), and School Code Section 10.22.22b (105 ILCS 5/10-22.22b) provide authority for intergovernmental cooperation between school districts;

NOW THEREFORE, be it resolved by the Boards of Education of the parties hereto, as follows:

1. **Recitals.** The parties hereto hereby find that all of the recitals contained in the preamble to this Intergovernmental Agreement on Deactivation are full, true, and correct and do incorporate them into this Agreement by this reference.
2. **Purpose.** This Intergovernmental Agreement has been developed between Lostant Community Unit District #425, and Putnam County Community Unit School District No. 6, for the 2011-2012 and 2012-2013 school years due to the deactivation of Lostant High School by District #425.
3. **Acceptance of Students.** Putnam County agrees to accept any Lostant student, whose parents have so chosen to send said students to that particular school. Putnam County agrees to make all programs and activities available to Lostant students on the same basis as it does its own students. Lostant agrees to notify Putnam County no later than March 1 of the number of students that will attend a participating high school the following school year.
4. **Assessment Data and Other Student Data.** Putnam County agrees to communicate with Lostant with regards to the academic progress of Lostant students.
5. **Tuition Charges.** Lostant agrees to pay Putnam County a rate of 105% for 2011-2012 and 2012-2013 of the prior years' per capita tuition rate. In addition Lostant agrees to compensate Putnam County for the additional cost of educating any student in an individualized education program. Said

additional compensation shall equal the total cost for the student in an individualized education program. Said additional compensation shall equal total cost for the student minus the tuition charge paid by Lostant, minus any reimbursement from outside sources. Tuition fees from a receiving school will be assessed on a per diem charge for actual enrollment days of Lostant students.

6. **Transportation.** Lostant is responsible for all ordinary transportation for students going to and returning from the receiving school. Lostant will establish rules and regulations for transporting students. Lostant will provide Putnam County and the parents of these students a copy of these rules and regulations. Neither Lostant nor Putnam County, is responsible for transportation costs occurring due to student disciplinary actions or for the costs incurred due to participation in extra-curricular activities. Such transportation costs are the sole responsibility of the parent(s) or legal guardian of the students.
7. **Payment of Tuition.** Lostant will pay Putnam County, on a quarterly basis based on monthly enrollment.
8. **General State Aid and Categorical Aid.** Lostant will receive general state aid and pupil transportation reimbursement from the State of Illinois. Categorical aid generated from both the federal and state government will be the asset of the receiving school.
9. **Rights and Responsibilities of Lostant Students Under the Deactivation.** Lostant students attending Putnam County will be considered Putnam County High School's students and as such are responsible for meeting all requirements, rules, and regulations of Putnam County. These requirements specifically include fees, graduation requirements, all rules and regulations Putnam County High School's Parent/Student Handbook, etc. Lostant students are expected to enroll at Putnam County for a full year. No student will be allowed to make a change of high school during the school year. Acceptance for less than a full year requires the approval of the Superintendent of the receiving district.

Lostant students will have equal access to any academic course or extra-curricular program offered to resident students of Putnam County.

Students, and parents of students of Lostant will follow the due process procedures as outlined in the Student Handbook and/or Board of Education policies of Putnam County.

10. **Change of Schools.** Students of Lostant will be allowed one (1) change of school during their four (4) year high school program. This change may only occur at the end of the full school year. Irrevocable notice of intent to change at the end of the school year must be provided to Lostant and the current receiving district on or before July 1st of the current school year. A change of

school is not allowed for a student who is, at the time of change, serving an expulsion from any one (1) of the receiving districts.

- 11. **Special Education Students.** Lostant students who are in need of "Special Education" programs will be placed only in those high schools which offer appropriate special education programs. The Lostant Board of Education reserves the right to have a representative at any staffing of the involved special education students from Lostant.
- 12. **Amendment of Agreement.** This agreement may only be amended by the mutual written Agreement of the parties approved by the majority of the members of each of the participating Boards of Education.
- 13. **Severability.** If any provision of the Agreement is invalid for any reason, such invalidation shall not render invalid any other provision of this Agreement which can be given effect without the invalid provision.
- 14. **Governing Law.** This Agreement shall be construed and interpreted in accordance with the law and the Constitution of the State of Illinois.
- 15. **Renewal Clause.** The Districts agree to consider an extension of this contract in the fall of 2013. The deactivation section of the School Code requires an agreement be completed by March 1, 2014.


The terms presented in this INTERGOVERNMENTAL AGREEMENT ON DEACTIVATION have been agreed upon by the Superintendents and have been duly voted on and passed by the Boards of Education as follows:

LOSTANT COMMUNITY
UNIT SCHOOL DISTRICT #425

PUTNAM COUNTY COM.
UNIT SCHOOL DISTRICT #535

signed this 26 day of July, 2011

signed this ___ day of ___, 2011


Superintendent

Superintendent



President, Board of Education

President, Board of Education



Secretary, Board of Education

Secretary, Board of Education

Recommendation to Approve Lostant Agreement

As superintendent, I recommend that we approve the intergovernmental agreement with Lostant. (Please see attached document.)

Rationale

As you remember, we had problems with the transportation and special education verbage in the previous document. The Lostant Board of Education and new superintendent have changed the document to reflect our previous agreement. Thus, we should move forward with this document.

District Goal

Demonstrate increased academic achievement for all students.

Recommendation to Approve Tentative Budget for FY2012

As superintendent, I recommend that we approve the tentative budget for FY2012. (See attached document.)

Rationale

The budget process has been ongoing for the past several months. We have held finance committee meetings and internal office meetings to discuss this budget process. As you know, this tentative budget can be reviewed and/or changed with the final budget being passed at the September Board of Education meeting.

District Goal

Maintain strong fiscal responsibility in the Putnam County School District.

ILLINOIS STATE BOARD OF EDUCATION
School Business Services Division

Accounting Basis:

Cash
 Accrual

SCHOOL DISTRICT BUDGET FORM *
July 1, 2011 - June 30, 2012

Balanced budget, no deficit
reduction plan is required.

Date of Amended Budget: _____
(MM/DD/YY)

District Name: _____ Putnam County CUSD #535
District RCDT No: _____ 43-078-5350-26

Budget of _____ Putnam County CUSD #535 _____, County of _____ Putnam _____,
State of Illinois, for the Fiscal Year beginning _____ July 1, 2011 _____ and ending _____ June 30, 2012 _____.

WHEREAS the Board of Education of _____ Putnam County CUSD #535 _____,
County of _____ Putnam _____, State of Illinois, caused to be prepared in tentative form a budget, and the Secretary
of this Board has made the same conveniently available to public inspection for at least thirty days prior to final action thereon;

AND WHEREAS a public hearing was held as to such budget on the _____ 19th _____ day of _____ September _____, 20 _____ 11 _____,
notice of said hearing was given at least thirty days prior thereto as required by law, and all other legal requirements have been complied with;

NOW, THEREFORE, Be it resolved by the Board of Education of said district as follows:
Section 1: That the fiscal year of this school district be and the same hereby is fixed and declared to be

beginning _____ July 1, 2011 _____ and ending _____ June 30, 2012 _____.

Section 2: That the following budget containing an estimate of amounts available in each Fund, separately, and expenditures from each
be and the same is hereby adopted as the budget of this school district for said fiscal year.

ADOPTION OF BUDGET

The budget shall be approved and signed below by members of the School Board. Adopted this _____ 19th _____
day of _____ September _____, 20 _____ 11 _____ by a roll call vote of _____ Yeas, and _____ Nays, to wit:

MEMBERS VOTING YEA:	MEMBERS VOTING NAY:

* Based on the 23 Illinois Administrative Code-Part 100 and inconformity with Section 17-1 of the School Code.
(1) A certified copy of this document must be filed with the county clerk within 30 days of adoption as required
by Section 18-50 of the Property Tax Code (35 ILCS 200/18-50).
(2) Districts are required to submit the adopted/amended budget electronically to ISBE within 30 days of adoption or by October 31,
whichever comes first. Budgets are submitted to: www.isbe.net/sfms/budget/2012/budget.htm. The electronic version does
not require member signatures.

BUDGET SUMMARY

	A	B	C	D	E	F	G	H	I	J	K	L
1	<i>Begin entering data on EstRev 5-10 and EstExp 11-17 tabs.</i>		(10)	(20)	(30)	(40)	(50)	(60)	(70)	(80)	(90)	
2	Description	Acct #	Educational	Operations & Maintenance	Debt Service	Transportation	Municipal Retirement/ Social Security	Capital Projects	Working Cash	Tort	Fire Prevention & Safety	
3	ESTIMATED BEGINNING FUND BALANCE July 1, 2011 ¹		2,981,140	2,340,761	0	335,844	242,109	388,974	1,874,774	336,644	233,761	
4	RECEIPTS/REVENUES											
5	LOCAL SOURCES	1000	6,410,189	919,566	0	279,652	231,500	2,000	89,497	3,500	70,663	
6	FLOW-THROUGH RECEIPTS/REVENUES FROM ONE DISTRICT TO ANOTHER DISTRICT	2000	0	0		0	0					
7	STATE SOURCES	3000	956,039	0	0	271,089	0	0	0	0	0	
8	FEDERAL SOURCES	4000	424,291	0	0	0	0	0	0	0	0	
9	Total Direct Receipts/Revenues		7,790,519	919,566	0	550,741	231,500	2,000	89,497	3,500	70,663	
10	Receipts/Revenues for "On Behalf" Payments ²	3998										
11	Total Receipts/Revenues		7,790,519	919,566	0	550,741	231,500	2,000	89,497	3,500	70,663	
12	DISBURSEMENTS/EXPENDITURES											
13	INSTRUCTION	1000	5,499,396				151,045					
14	SUPPORT SERVICES	2000	1,932,397	917,100		740,450	158,470	385,000		128,600	100,000	
15	COMMUNITY SERVICES	3000	0	0		0	0					
16	PAYMENTS TO OTHER DISTRICTS & GOVT UNITS	4000	200,438	0	0	0	0	0			0	
17	DEBT SERVICES	5000	0	0	0	0	0			0	0	
18	PROVISION FOR CONTINGENCIES	6000	10,000	0	0	0	0	0		0	0	
19	Total Direct Disbursements/Expenditures		7,642,231	917,100	0	740,450	309,515	385,000		128,600	100,000	
20	Disbursements/Expenditures for "On Behalf" Payments ²	4180	0	0	0	0	0	0		0	0	
21	Total Disbursements/Expenditures		7,642,231	917,100	0	740,450	309,515	385,000		128,600	100,000	
22	Excess of Direct Receipts/Revenues Over (Under) Direct Disbursements/Expenditures		148,288	2,466	0	(189,709)	(78,015)	(383,000)	89,497	(125,100)	(29,337)	
23	OTHER SOURCES/USES OF FUNDS											
24	OTHER SOURCES OF FUNDS (7000)											
25	PERMANENT TRANSFER FROM VARIOUS FUNDS											
26	Abolishment the Working Cash Fund	7110										
27	Abatement of the Working Cash Fund	7110										
28	Transfer of Working Cash Fund Interest	7120										
29	Transfer Among Funds	7130										
30	Transfer of Interest	7140										
31	Transfer from Capital Projects Fund to O&M Fund	7150		0								
32	Transfer of Excess Fire Prev & Safety Tax & Interest ³ Proceeds to O&M Fund	7160		0								
33	Transfer of Excess Accumulated Fire Prev & Safety Bond and Int ³ Proceeds to Debt Service Fund	7170			0							
34	SALE OF BONDS (7200)											
35	Principal on Bonds Sold ⁴	7210										
36	Premium on Bonds Sold	7220										
37	Accrued Interest on Bonds Sold	7230										
38	Sale or Compensation for Fixed Assets ⁵	7300										
39	Transfer to Debt Service to Pay Principal on Capital Leases	7400		0								
40	Transfer to Debt Service Fund to Pay Interest on Capital Leases	7500		0								
41	Transfer to Debt Service Fund to Pay Principal on Revenue Bonds	7600		0								
42	Transfer to Debt Service Fund to Pay Interest on Revenue Bonds	7700		0								
43	Transfer to Capital Projects Fund	7800						0				
44	ISBE Loan Proceeds	7900										
45	Other Sources Not Classified Elsewhere	7990										
46	Total Other Sources of Funds		0	0	0	0	0	0	0	0	0	

BUDGET SUMMARY

	A	B	C	D	E	F	G	H	I	J	K	L
1	<i>Begin entering data on EstRev 5-10 and EstExp 11-17 tabs.</i>		(10)	(20)	(30)	(40)	(50)	(60)	(70)	(80)	(90)	
2	Description	Acct #	Educational	Operations & Maintenance	Debt Service	Transportation	Municipal Retirement/ Social Security	Capital Projects	Working Cash	Tort	Fire Prevention & Safety	
47	OTHER USES OF FUNDS (8000)											
49	TRANSFER TO VARIOUS OTHER FUNDS (8100)											
50	Abolishment or Abatement of the Working Cash Fund	8110										
51	Transfer of Working Cash Fund Interest	8120										
52	Transfer Among Funds	8130										
53	Transfer of Interest ⁶	8140										
54	Transfer from Capital Projects Fund to O&M Fund	8150										
55	Transfer of Excess Fire Prev & Safety Tax & Interest ³ Proceeds to O&M Fund	8160										
56	Transfer of Excess Accumulated Fire Prev & Safety Bond ³ and Int Proceeds to Debt Service Fund	8170										
57	Taxes Pledged to Pay Principal on Capital Leases	8410										
58	Grants/Reimbursements Pledged to Pay Principal on Capital Leases	8420										
59	Other Revenues Pledged to Pay Principal on Capital Leases	8430										
60	Fund Balance Transfers Pledged to Pay Principal on Capital Leases	8440										
61	Taxes Pledged to Pay Interest on Capital Leases	8510										
62	Grants/Reimbursements Pledged to Pay Interest on Capital Leases	8520										
63	Other Revenues Pledged to Pay Interest on Capital Leases	8530										
64	Fund Balance Transfers Pledged to Pay Interest on Capital Leases	8540										
65	Taxes Pledged to Pay Principal on Revenue Bonds	8610										
66	Grants/Reimbursements Pledged to Pay Principal on Revenue Bonds	8620										
67	Other Revenues Pledged to Pay Principal on Revenue Bonds	8630										
68	Fund Balance Transfers Pledged to Pay Principal on Revenue Bonds	8640										
69	Taxes Pledged to Pay Interest on Revenue Bonds	8710										
70	Grants/Reimbursements Pledged to Pay Interest on Revenue Bonds	8720										
71	Other Revenues Pledged to Pay Interest on Revenue Bonds	8730										
72	Fund Balance Transfers Pledged to Pay Interest on Revenue Bonds	8740										
73	Taxes Transferred to Pay for Capital Projects	8810										
74	Grants/Reimbursements Pledged to Pay for Capital Projects	8820										
75	Other Revenues Pledged to Pay for Capital Projects	8830										
76	Fund Balance Transfers Pledged to Pay for Capital Projects	8840										
77	Transfer to Debt Service Fund to Pay Principal on ISBE Loans	8910										
78	Other Uses Not Classified Elsewhere	8990										
79	Total Other Uses of Funds		0	0	0	0	0	0	0	0	0	0
80	Total Other Sources/Uses of Fund		0	0	0	0	0	0	0	0	0	0
81	ESTIMATED ENDING FUND BALANCE June 30, 2012		3,129,428	2,343,227	0	146,135	164,094	5,974	1,964,271	211,544	204,424	

82	SUMMARY OF EXPENDITURES (by Major Object)											
83			(10)	(20)	(30)	(40)	(50)	(60)	(70)	(80)	(90)	
84	Description	Acct #	Educational	Operations & Maintenance	Debt Service	Transportation	Municipal Retirement/ Social Security	Capital Projects	Working Cash	Tort	Fire Prevention & Safety	Total By Object
85	Object Name											
87	Salaries	100	5,031,718	327,100		18,000		0		0	0	5,376,818
88	Employee Benefits	200	1,181,900	27,800		1,450	309,515	0		28,600	0	1,549,265
89	Purchased Services	300	402,313	165,600	0	721,000		0		100,000	0	1,388,913
90	Supplies & Materials	400	562,612	339,600		0		0		0	0	902,212
91	Capital Outlay	500	34,000	57,000		0		385,000		0	100,000	576,000
92	Other Objects	600	429,688	0	0	0	0	0		0	0	429,688
93	Non-Capitalized Equipment	700	0	0		0		0		0	0	0
94	Termination Benefits	800	0	0		0						0
95	Total Expenditures		7,642,231	917,100	0	740,450	309,515	385,000		128,600	100,000	10,222,896

SUMMARY OF CASH TRANSACTIONS

	A	B	C	D	E	F	G	H	I	J	K
1	Description	Acct #	(10)	(20)	(30)	(40)	(50)	(60)	(70)	(80)	(90)
2			Educational	Operations & Maintenance	Debt Service	Transportation	Municipal Retirement/ Social Security	Capital Projects	Working Cash	Tort	Fire Prevention & Safety
3	BEGINNING CASH BALANCE ON HAND July 1, 2011 ⁷		2,981,140	2,340,761	0	335,844	242,109	388,974	1,874,774	336,644	233,761
4	Total Direct Receipts & Other Sources ⁸		7,790,519	919,566	0	550,741	231,500	2,000	89,497	3,500	70,663
5	OTHER RECEIPTS										
6	Interfund Loans Payable (Loans from Other Funds)	411									
7	Interfund Loans Receivable (Repayment of Loans)	141									
8	Notes and Warrants Payable	433									
9	Other Current Assets	199									
10	Total Other Receipts		0	0	0	0	0	0	0	0	0
11	Total Direct Receipts, Other Sources, & Other Receipts		7,790,519	919,566	0	550,741	231,500	2,000	89,497	3,500	70,663
12	Total Amount Available		10,771,659	3,260,327	0	886,585	473,609	390,974	1,964,271	340,144	304,424
13	Total Direct Disbursements & Other Uses ⁹		7,642,231	917,100	0	740,450	309,515	385,000	0	128,600	100,000
14	OTHER DISBURSEMENTS										
15	Interfund Loans Receivable (Loans to Other Funds) ¹⁰	141									
16	Interfund Loans Payable (Repayment of Loans)	411									
17	Notes and Warrants Payable	433									
18	Other Current Liabilities	499									
19	Total Other Disbursements		0	0	0	0	0	0	0	0	0
20	Total Direct Disbursements, Other Uses, & Other Disbursements		7,642,231	917,100	0	740,450	309,515	385,000	0	128,600	100,000
21	ENDING CASH BALANCE ON HAND June 30, 2012 ⁷		3,129,428	2,343,227	0	146,135	164,094	5,974	1,964,271	211,544	204,424

	A	B	C	D	E	F	G	H	I	J	K
1			(10)	(20)	(30)	(40)	(50)	(60)	(70)	(80)	(90)
2	Description	Acct #	Educational	Operations & Maintenance	Debt Service	Transportation	Municipal Retirement/ Social Security	Capital Projects	Working Cash	Tort	Fire Prevention & Safety
3	RECEIPTS/REVENUES FROM LOCAL SOURCES										
4	AD VALOREM TAXES LEVIED BY LOCAL EDUCATION AGENCY										
5	Designated Purposes Levies ¹¹	-	3,604,803	617,966	0	274,652	20,000	0	51,497	0	68,663
6	Leasing Purposes Levy ¹²	1130	68,663	0							
7	Special Education Purposes Levy	1140	56,647	0		0	0	0			
8	FICA and Medicare Only Levies	1150					140,000				
9	Area Vocational Construction Purposes Levy	1160		0	0			0			
10	Summer School Purposes Levy	1170	0								
11	Other Tax Levies (Describe & Itemize)	1190	0	0	0	0	0	0	0	0	0
12	Total Ad Valorem Taxes Levied by District		3,730,113	617,966	0	274,652	160,000	0	51,497	0	68,663
13	PAYMENTS IN LIEU OF TAXES										
14	Mobile Home Privilege Tax	1210	0	0	0	0	0	0	0	0	0
15	Payments from Local Housing Authority	1220	0	0	0	0	0	0	0	0	0
16	Corporate Personal Property Replacement Taxes ¹³	1230	2,130,883	280,000	0	0	70,000	0	0	0	0
17	Other Payments in Lieu of Taxes (Describe & Itemize)	1290	0	0	0	0	0	0	0	0	0
18	Total Payments in Lieu of Taxes		2,130,883	280,000	0	0	70,000	0	0	0	0
19	TUITION										
20	Regular Tuition from Pupils or Parents (In State)	1311	0								
21	Regular Tuition from Other Districts (In State)	1312	233,000								
22	Regular Tuition from Other Sources (In State)	1313	0								
23	Regular Tuition from Other Sources (Out of State)	1314	0								
24	Summer School Tuition from Pupils or Parents (In State)	1321	0								
25	Summer School Tuition from Other Districts (In State)	1322	0								
26	Summer School Tuition from Other Sources (In State)	1323	0								
27	Summer School Tuition from Other Sources (Out of State)	1324	0								
28	CTE Tuition from Pupils or Parents (In State)	1331	0								
29	CTE Tuition from Other Districts (In State)	1332	0								
30	CTE Tuition from Other Sources (In State)	1333	0								
31	CTE Tuition from Other Sources (Out of State)	1334	0								
32	Special Education Tuition from Pupils or Parents (In State)	1341	0								
33	Special Education Tuition from Other Districts (In State)	1342	16,993								
34	Special Education Tuition from Other Sources (In State)	1343	0								
35	Special Education Tuition from Other Sources (Out of State)	1344	0								
36	Adult Tuition from Pupils or Parents (In State)	1351	0								
37	Adult Tuition from Other Districts (In State)	1352	0								
38	Adult Tuition from Other Sources (In State)	1353	0								
39	Adult Tuition from Other Sources (Out of State)	1354	0								
40	Total Tuition		249,993								
41	TRANSPORTATION FEES										
42	Regular Transportation Fees from Pupils or Parents (In State)	1411				0					
43	Regular Transportation Fees from Other Districts (In State)	1412				0					
44	Regular Transportation Fees from Other Sources (In State)	1413				0					
45	Regular Transportation Fees from Co-curricular Activities (In State)	1415				0					
46	Regular Transportation Fees from Other Sources (Out of State)	1416				0					
47	Summer School Transportation Fees from Pupils or Parents (In State)	1421				0					
48	Summer School Transportation Fees from Other Districts (In State)	1422				0					
49	Summer School Transportation Fees from Other Sources (In State)	1423				0					
50	Summer School Transportation Fees from Other Sources (Out of State)	1424				0					
51	CTE Transportation Fees from Pupils or Parents (In State)	1431				0					
52	CTE Transportation Fees from Other Districts (In State)	1432				0					
53	CTE Transportation Fees from Other Sources (In State)	1433				0					
54	CTE Transportation Fees from Other Sources (Out of State)	1434				0					
55	Special Education Transportation Fees from Pupils or Parents (In State)	1441				0					

	A	B	C	D	E	F	G	H	I	J	K
1			(10)	(20)	(30)	(40)	(50)	(60)	(70)	(80)	(90)
2	Description	Acct #	Educational	Operations & Maintenance	Debt Service	Transportation	Municipal Retirement/ Social Security	Capital Projects	Working Cash	Tort	Fire Prevention & Safety
56	Special Education Transportation Fees from Other Districts (In State)	1442				0					
57	Special Education Transportation Fees from Other Sources (In State)	1443				0					
58	Special Education Transportation Fees from Other Sources (Out of State)	1444				0					
59	Adult Transportation Fees from Pupils or Parents (In State)	1451				0					
60	Adult Transportation Fees from Other Districts (In State)	1452				0					
61	Adult Transportation Fees from Other Sources (In State)	1453				0					
62	Adult Transportation Fees from Other Sources (Out of State)	1454				0					
63	Total Transportation Fees					0					
64	EARNINGS ON INVESTMENTS										
65	Interest on Investments	1510	42,300	20,100	0	1,000	1,500	2,000	38,000	3,500	2,000
66	Gain or Loss on Sale of Investments	1520	0	0	0	0	0	0	0	0	0
67	Total Earnings on Investments		42,300	20,100	0	1,000	1,500	2,000	38,000	3,500	2,000
68	FOOD SERVICE										
69	Sales to Pupils - Lunch	1611	125,000								
70	Sales to Pupils - Breakfast	1612	15,000								
71	Sales to Pupils - A la Carte	1613	0								
72	Sales to Pupils - Other (Describe & Itemize)	1614	11,000								
73	Sales to Adults	1620	4,500								
74	Other Food Service (Describe & Itemize)	1690	0								
75	Total Food Service		155,500								
76	DISTRICT/SCHOOL ACTIVITY INCOME										
77	Admissions - Athletic	1711	19,000	0							
78	Admissions - Other	1719	5,000	0							
79	Fees	1720	15,000	0							
80	Book Store Sales	1730	0	0							
81	Other District/School Activity Revenue (Describe & Itemize)	1790	9,700	0							
82	Total District/School Activity Income		48,700	0							
83	TEXTBOOK Income										
84	Rentals - Regular Textbooks	1811	37,500								
85	Rentals - Summer School Textbooks	1812	0								
86	Rentals - Adult/Continuing Education Textbooks	1813	0								
87	Rentals - Other (Describe)	1819	200								
88	Sales - Regular Textbooks	1821	0								
89	Sales - Summer School Textbooks	1822	0								
90	Sales - Adult/Continuing Education Textbooks	1823	0								
91	Sales - Other (Describe & Itemize)	1829	0								
92	Other (Describe & Itemize)	1890	0								
93	Total Textbooks		37,700								
94	OTHER REVENUE FROM LOCAL SOURCES										
95	Rentals	1910	0	500							
96	Contributions and Donations from Private Sources	1920	4,000	0	0	0	0	0	0	0	0
97	Impact Fees from Municipal or County Governments	1930	0	0	0	0	0	0	0	0	0
98	Services Provided Other Districts	1940	0	0	0	0	0	0	0	0	0
99	Refund of Prior Years' Expenditures	1950	500	0	0	0	0	0	0	0	0
100	Payments of Surplus Moneys from TIF Districts	1960	0	0	0	0	0	0	0	0	0
101	Drivers' Education Fees	1970	0								
102	Proceeds from Vendors' Contracts	1980	0	0	0	0	0	0	0	0	0
103	School Facility Occupation Tax Proceeds	1983						0			
104	Payment from Other Districts	1991	0	0	0	0	0	0			
105	Sale of Vocational Projects	1992	0								
106	Other Local Fees	1993	0	0	0	0	0	0		0	0
107	Other Local Revenues (Describe & Itemize)	1999	10,500	1,000	0	4,000	0	0	0	0	0
108	Total Other Revenue from Local Sources		15,000	1,500	0	4,000	0	0	0	0	0
109	Total Receipts/Revenues from Local Sources	1000	6,410,189	919,566	0	279,652	231,500	2,000	89,497	3,500	70,663

ESTIMATED RECEIPTS/REVENUES

1	A	B	C	D	E	F	G	H	I	J	K
2	Description	Acct #	(10) Educational	(20) Operations & Maintenance	(30) Debt Service	(40) Transportation	(50) Municipal Retirement/ Social Security	(60) Capital Projects	(70) Working Cash	(80) Tort	(90) Fire Prevention & Safety
110	FLOW-THROUGH RECEIPTS/REVENUES FROM ONE DISTRICT TO ANOTHER DISTRICT										
111	Flow-Through Revenue from State Sources	2100	0	0		0	0				
112	Flow-Through Revenue from Federal Sources	2200	0	0		0	0				
113	Other Flow-Through Revenue (Describe & Itemize)	2300	0	0		0	0				
114	Total Flow-Through Receipts/Revenues From One District to Another District	2000	0	0		0	0				
115	RECEIPTS/REVENUES FROM STATE SOURCES										
116	UNRESTRICTED GRANTS-IN-AID										
117	General State Aid (Section 18-8.05)	3001	460,000	0	0	0	0	0		0	0
118	General State Aid Hold Harmless/Supplemental	3002	0	0	0	0	0	0		0	0
119	Reorganization Incentives (Accounts 3005-3021)	3005	0	0	0	0	0	0		0	0
120	Other Unrestricted Grants-In-Aid From State Sources (Describe & Itemize)	3099	0	0	0	0	0	0		0	0
121	Total Unrestricted Grants-In-Aid		460,000	0	0	0	0	0		0	0
122	RESTRICTED GRANTS-IN-AID										
123	SPECIAL EDUCATION										
124	Special Education - Private Facility Tuition	3100	44,000			0					
125	Special Education - Extraordinary	3105	83,000			0					
126	Special Education - Personnel	3110	159,000	0		0					
127	Special Education - Orphanage - Individual	3120	42,000			0					
128	Special Education - Orphanage - Summer	3130	0			0					
129	Special Education - Summer School	3145	750			0					
130	Special Education - Other (Describe & Itemize)	3199	0	0		0					
131	Total Special Education		328,750	0		0					
132	CAREER AND TECHNICAL EDUCATION (CTE)										
133	CTE - Technical Education - Tech Prep	3200	1,995	0			0				
134	CTE - Secondary Program Improvement (CTEI)	3220	0	0			0				
135	CTE - WECEP	3225	0	0			0				
136	CTE - Agriculture Education	3235	0	0			0				
137	CTE - Instructor Practicum	3240	0	0			0				
138	CTE - Student Organizations	3270	0	0			0				
139	CTE - Other (Describe & Itemize)	3299	0	0			0				
140	Total Career and Technical Education		1,995	0			0				
141	BILINGUAL EDUCATION										
142	Bilingual Education - Downstate - TPI and TBE	3305	0				0				
143	Bilingual Education - Downstate - Transitional Bilingual Education	3310	0				0				
144	Total Bilingual Education		0				0				
145	State Free Lunch & Breakfast	3360	5,500								
146	School Breakfast Initiative	3365	0	0			0				
147	Driver Education	3370	10,000	0							
148	Adult Education (from ICCB)	3410	0	0	0	0	0	0	0	0	0
149	Adult Education - Other (Describe & Itemize)	3499	0	0	0	0	0	0	0	0	0
150	TRANSPORTATION										
151	Transportation - Regular/Vocational	3500	0	0		163,709	0				
152	Transportation - Special Education	3510	0	0		98,167	0				
153	Transportation - Other (Describe & Itemize)	3599	0	0		0	0				
154	Total Transportation		0	0		261,876	0				
155	Learning Improvement - Change Grants	3610	0								
156	Scientific Literacy	3660	0	0		0	0				
157	Truant Alternative/Optional Education	3695	0			0	0				
158	Early Childhood - Block Grant	3705	149,294	0		9,213	0				
159	Reading Improvement Block Grant	3715	0			0	0				
160	Reading Improvement Block Grant - Reading Recovery	3720	0			0	0				
161	Continued Reading Improvement Block Grant	3725	0			0	0				

1	A	B	C	D	E	F	G	H	I	J	K
2	Description	Acct #	(10) Educational	(20) Operations & Maintenance	(30) Debt Service	(40) Transportation	(50) Municipal Retirement/ Social Security	(60) Capital Projects	(70) Working Cash	(80) Tort	(90) Fire Prevention & Safety
162	Continued Reading Improvement Block Grant (2% Set Aside)	3726	0			0	0				
163	Chicago General Education Block Grant	3766	0	0		0	0				
164	Chicago Educational Services Block Grant	3767	0	0		0	0				
165	School Safety & Educational Improvement Block Grant	3775	0	0	0	0	0	0			0
166	Technology - Learning Technology Centers	3780	0	0	0	0	0	0			0
167	State Charter Schools	3815	0			0					
168	Extended Learning Opportunities - Summer Bridges	3825	0			0					
169	Infrastructure Improvements - Planning/Construction	3920		0				0			
170	School Infrastructure - Maintenance Projects	3925		0				0			0
171	Other Restricted Revenue from State Sources (Describe & Itemize)	3999	500	0	0	0	0	0	0	0	0
172	Total Restricted Grants-In-Aid		496,039	0	0	271,089	0	0	0	0	0
173	Total Receipts/Revenues from State Sources	3000	956,039	0	0	271,089	0	0	0	0	0
174	RECEIPTS/REVENUES FROM FEDERAL SOURCES										
175	UNRESTRICTED GRANTS-IN-AID RECEIVED DIRECTLY FROM FEDERAL GOVT.										
176	Federal Impact Aid	4001	0	0	0	0	0	0	0	0	0
177	Other Unrestricted Grants-In-Aid Received Directly from the Federal Govt. (Describe & Itemize)	4009	0	0	0	0	0	0	0	0	0
178	Total Unrestricted Grants-In-Aid Received Directly from Fed Govt		0	0	0	0	0	0	0	0	0
179	RESTRICTED GRANTS-IN-AID RECEIVED DIRECTLY FROM FEDERAL GOVT										
180	Head Start	4045	0								
181	Construction (Impact Aid)	4050	0	0				0			
182	MAGNET	4060	0	0		0	0	0			
183	Other Restricted Grants-In-Aid Received Directly from Federal Govt. (Describe & Itemize)	4090	0	0		0	0	0			0
184	Total Restricted Grants-In-Aid Received Directly from Federal Govt.		0	0		0	0	0			0
185	RESTRICTED GRANTS-IN-AID RECEIVED FROM FEDERAL GOVT. THRU THE STATE										
186	TITLE V										
187	Title V - Innovation and Flexibility Formula	4100	0	0		0	0				
188	Title V - SEA Projects	4105	0	0		0	0				
189	Title V - Rural and Low Income Schools (REI)	4107	0	0		0	0				
190	Title V - Other (Describe & Itemize)	4199	0	0		0	0				
191	Total Title V		0	0		0	0				
192	FOOD SERVICE										
193	Breakfast Start-Up	4200	0					0			
194	National School Lunch Program	4210	117,000					0			
195	Special Milk Program	4215	0					0			
196	School Breakfast Program	4220	30,500					0			
197	Summer Food Service Admin/Program	4225	0					0			
198	Child Care Commodity/SFS 13-Adult Day Care	4226	0					0			
199	Fresh Fruit and Vegetables	4240	0					0			
200	Food Service - Other (Describe & Itemize)	4299	0					0			
201	Total Food Service		147,500					0			
202	TITLE I										
203	Title I - Low Income	4300	83,063	0		0	0				
204	Title I - Low Income - Neglected, Private	4305	0	0		0	0				
205	Title I - Comprehensive School Reform	4332	0	0		0	0				
206	Title I - Reading First	4334	0	0		0	0				
207	Title I - Even Start	4335	0	0		0	0				
208	Title I - Reading First SEA Funds	4337	0	0		0	0				
209	Title I - Migrant Education	4340	0	0		0	0				
210	Title I - Other (Describe & Itemize)	4399	0	0		0	0				
211	Total Title I		83,063	0		0	0				

ESTIMATED RECEIPTS/REVENUES

1	A	B	C	D	E	F	G	H	I	J	K
2	Description	Acct #	(10) Educational	(20) Operations & Maintenance	(30) Debt Service	(40) Transportation	(50) Municipal Retirement/ Social Security	(60) Capital Projects	(70) Working Cash	(80) Tort	(90) Fire Prevention & Safety
212	TITLE IV										
213	Title IV - Safe & Drug Free Schools - Formula	4400	0	0		0	0				
214	Title IV - 21st Century	4421	0	0		0	0				
215	Title IV - Other (Describe & Itemize)	4499	0	0		0	0				
216	Total Title IV		0	0		0	0				
217	FEDERAL - SPECIAL EDUCATION										
218	Federal Special Education - Preschool Flow-Through	4600	0	0		0	0				
219	Federal Special Education - Preschool Discretionary	4605	0	0		0	0				
220	Federal Special Education - IDEA Flow Through/Low Incidence	4620	85,025	0		0	0				
221	Federal Special Education - IDEA Room & Board	4625	0	0		0	0				
222	Federal Special Education - IDEA Discretionary	4630	0	0		0	0				
223	Federal Special Education - IDEA - Other (Describe & Itemize)	4699	7,999	0		0	0				
224	Total Federal Special Education		93,024	0		0	0				
225	CTE - PERKINS										
226	CTE - Perkins-Title IIIIE Tech Prep	4770	0	0			0				
227	CTE - Other (Describe & Itemize)	4799	0	0			0				
228	Total CTE - Perkins		0	0			0				
229	Federal - Adult Education	4810	0	0			0				
230	ARRA - General State Aid - Education Stabilization	4850	0	0	0	0	0	0		0	0
231	ARRA - Title I - Low Income	4851	0	0		0	0				
232	ARRA - Title I - Neglected, Private	4852	0	0	0	0	0	0		0	0
233	ARRA - Title I - Delinquent, Private	4853	0	0	0	0	0	0		0	0
234	ARRA - Title I - School Improvement (Part A)	4854	0	0	0	0	0	0		0	0
235	ARRA - Title I - School Improvement (Section 1003g)	4855	0	0	0	0	0	0		0	0
236	ARRA - IDEA - Part B - Preschool	4856	0	0	0	0	0	0		0	0
237	ARRA - IDEA - Part B - Flow-Through	4857	0	0	0	0	0	0		0	0
238	ARRA - Title IID - Technology - Formula	4860	0	0	0	0	0	0		0	0
239	ARRA - Title IID - Technology - Competitive	4861	0	0	0	0	0	0		0	0
240	ARRA - McKinney - Vento Homeless Education	4862	0	0		0	0				
241	ARRA - Child Nutrition Equipment Assistance	4863	0	0							
242	Impact Aid Formula Grants	4864	0	0	0	0	0	0		0	0
243	Impact Aid Competitive Grants	4865	0	0	0	0	0	0		0	0
244	Qualified Zone Academy Bond Tax Credits	4866	0	0	0	0	0	0		0	0
245	Qualified School Construction Bond Credits	4867	0	0	0	0	0	0		0	0
246	Build America Bond Tax Credits	4868	0	0	0	0	0	0		0	0
247	Build America Bond Interest Reimbursement	4869	0	0	0	0	0	0		0	0
248	ARRA - General State Aid - Other Government Services Stabilization	4870	0	0	0	0	0	0		0	0
249	Other ARRA Funds - II	4871	0	0	0	0	0	0		0	0
250	Other ARRA Funds - III	4872	0	0	0	0	0	0		0	0
251	Other ARRA Funds - IV	4873	0	0	0	0	0	0		0	0
252	Other ARRA Funds - V	4874	0	0	0	0	0	0		0	0
253	ARRA - Early Childhood	4875	0	0	0	0	0	0		0	0
254	Other ARRA Funds - VII	4876	0	0	0	0	0	0		0	0
255	Other ARRA Funds - VIII	4877	0	0	0	0	0	0		0	0
256	Other ARRA Funds - IX	4878	0	0	0	0	0	0		0	0
257	Other ARRA Funds - X	4879	0	0	0	0	0	0		0	0
258	Other ARRA Funds - XI	4880	57,000	0	0	0	0	0		0	0
259	Total Stimulus Programs		57,000	0	0	0	0	0		0	0
260	Advanced Placement Fee/International Baccalaureate	4904	0	0			0				
261	Emergency Immigrant Assistance	4905	0			0	0				
262	Title III - English Language Acquisition	4909	0			0	0				
263	Learn & Serve America	4910	0			0	0				
264	McKinney Education for Homeless Children	4920	0	0		0	0				
265	Title II - Eisenhower - Professional Development Formula	4930	31,524	0		0	0				
266	Title II - Teacher Quality	4932	0	0		0	0				

ESTIMATED RECEIPTS/REVENUES

	A	B	C	D	E	F	G	H	I	J	K
1			(10)	(20)	(30)	(40)	(50)	(60)	(70)	(80)	(90)
2	Description	Acct #	Educational	Operations & Maintenance	Debt Service	Transportation	Municipal Retirement/ Social Security	Capital Projects	Working Cash	Tort	Fire Prevention & Safety
267	Federal Charter Schools	4960	0	0		0	0				
268	Medicaid Matching Funds - Administrative Outreach	4991	0	0		0	0				
269	Medicaid Matching Funds - Fee-For-Service Program	4992	0	0		0	0				
270	Other Restricted Grants Received from Federal Government through State (Describe & Itemize)	4998	12,180	0		0	0	0			0
271	Total Restricted Grants-In-Aid Received from Federal Govt. Thru the State		424,291	0	0	0	0	0		0	0
272	TOTAL RECEIPTS/REVENUES FROM FEDERAL SOURCES	4000	424,291	0	0	0	0	0	0	0	0
273	TOTAL DIRECT RECEIPTS/REVENUES		7,790,519	919,566	0	550,741	231,500	2,000	89,497	3,500	70,663

	A	B	C	D	E	F	G	H	I	J	K
			(100)	(200)	(300)	(400)	(500)	(600)	(700)	(800)	(900)
	Description	Funct #	Salaries	Employee Benefits	Purchased Services	Supplies & Materials	Capital Outlay	Other Objects	Non-Capitalized Equipment	Termination Benefits	Total
3	10 - EDUCATIONAL FUND (ED)										
4	INSTRUCTION (ED)										
5	Regular Programs	1100	2,378,579	641,600	64,670	194,850	15,000	4,000	0	0	3,298,699
6	Pre-K Programs	1125	130,100	20,400	1,500	5,600	0	0	0	0	157,600
7	Special Education Programs (Functions 1200 - 1220)	1200	780,084	124,250	138,343	53,450	0	0	0	0	1,096,127
8	Special Education Programs Pre-K	1225	52,250	10,800	0	1,220	0	0	0	0	64,270
9	Remedial and Supplemental Programs K-12	1250	95,682	56,200	9,500	500	0	0	0	0	161,882
10	Remedial and Supplemental Programs Pre-K	1275	0	0	0	0	0	0	0	0	0
11	Adult/Continuing Education Programs	1300	0	0	0	0	0	0	0	0	0
12	CTE Programs	1400	164,576	50,100	4,600	12,262	0	500	0	0	232,038
13	Interscholastic Programs	1500	139,100	18,100	33,900	22,800	11,000	6,250	0	0	231,150
14	Summer School Programs	1600	21,000	3,200	0	250	0	0	0	0	24,450
15	Gifted Programs	1650	0	0	0	0	0	0	0	0	0
16	Driver's Education Programs	1700	27,930	9,450	5,800	0	0	0	0	0	43,180
17	Bilingual Programs	1800	0	0	0	0	0	0	0	0	0
18	Truant Alternative & Optional Programs	1900	0	0	0	0	0	0	0	0	0
19	Pre-K Programs - Private Tuition	1910						0			0
20	Regular K-12 Programs Private Tuition	1911						0			0
21	Special Education Programs K-12 Private Tuition	1912						190,000			190,000
22	Special Education Programs Pre-K Tuition	1913						0			0
23	Remedial/Supplemental Programs K-12 Private Tuition	1914						0			0
24	Remedial/Supplemental Programs Pre-K Private Tuition	1915						0			0
25	Adult/Continuing Education Programs Private Tuition	1916						0			0
26	CTE Programs Private Tuition	1917						0			0
27	Interscholastic Programs Private Tuition	1918						0			0
28	Summer School Programs Private Tuition	1919						0			0
29	Gifted Programs Private Tuition	1920						0			0
30	Bilingual Programs Private Tuition	1921						0			0
31	Truants Alternative/Opt Ed Programs Private Tuition	1922						0			0
32	Total Instruction¹⁴	1000	3,789,301	934,100	258,313	290,932	26,000	200,750	0	0	5,499,396
33	SUPPORT SERVICES (ED)										
34	Support Services - Pupil										
35	Attendance & Social Work Services	2110	117,300	38,800	1,500	1,170	0	200	0	0	158,970
36	Guidance Services	2120	59,891	8,750	1,350	450	0	100	0	0	70,541
37	Health Services	2130	34,000	0	1,600	1,350	0	0	0	0	36,950
38	Psychological Services	2140	67,300	3,200	2,650	1,800	0	0	0	0	74,950
39	Speech Pathology & Audiology Services	2150	0	0	0	0	0	0	0	0	0
40	Other Support Services - Pupils (Describe & Itemize)	2190	0	0	12,000	1,000	0	0	0	0	13,000
41	Total Support Services - Pupil	2100	278,491	50,750	19,100	5,770	0	300	0	0	354,411
42	Support Services - Instructional Staff										
43	Improvement of Instruction Services	2210	30,900	5,000	27,600	4,500	0	0	0	0	68,000
44	Educational Media Services	2220	187,392	27,100	9,700	17,390	0	0	0	0	241,582
45	Assessment & Testing	2230	0	0	0	0	0	0	0	0	0
46	Total Support Services - Instructional Staff	2200	218,292	32,100	37,300	21,890	0	0	0	0	309,582
47	Support Services - General Administration										
48	Board of Education Services	2310	4,050	100	42,500	30,800	0	16,500	0	0	93,950
49	Executive Administration Services	2320	94,634	27,200	14,500	7,200	3,000	2,600	0	0	149,134
50	Special Area Administration Services	2330	0	0	0	0	0	0	0	0	0
51	Tort Immunity Services	2360 - 2370	0	0	0	0	0	0	0	0	0
52	Total Support Services - General Administration	2300	98,684	27,300	57,000	38,000	3,000	19,100	0	0	243,084
53	Support Services - School Administration										
54	Office of the Principal Services	2410	417,000	131,300	11,000	12,420	1,000	2,100	0	0	574,820
55	Other Support Services - School Administration (Describe & Itemize)	2490	0	0	0	0	0	0	0	0	0
56	Total Support Services - School Administration	2400	417,000	131,300	11,000	12,420	1,000	2,100	0	0	574,820

	A	B	C	D	E	F	G	H	I	J	K
1			(100)	(200)	(300)	(400)	(500)	(600)	(700)	(800)	(900)
2	Description	Func #	Salaries	Employee Benefits	Purchased Services	Supplies & Materials	Capital Outlay	Other Objects	Non-Capitalized Equipment	Termination Benefits	Total
57	Support Services - Business										
58	Direction of Business Support Services	2510	0	0	0	0	0	0	0	0	0
59	Fiscal Services	2520	87,600	6,300	2,700	0	0	600	0	0	97,200
60	Operation & Maintenance of Plant Services	2540	0	0	0	0	0	0	0	0	0
61	Pupil Transportation Services	2550	0	0	0	0	0	0	0	0	0
62	Food Services	2560	142,350	50	2,400	190,000	4,000	400	0	0	339,200
63	Internal Services	2570	0	0	0	0	0	0	0	0	0
64	Total Support Services - Business	2500	229,950	6,350	5,100	190,000	4,000	1,000	0	0	436,400
65	Support Services - Central										
66	Direction of Central Support Services	2610	0	0	0	0	0	0	0	0	0
67	Planning, Research, Development & Evaluation Services	2620	0	0	0	0	0	0	0	0	0
68	Information Services	2630	0	0	5,500	0	0	0	0	0	5,500
69	Staff Services	2640	0	0	0	0	0	0	0	0	0
70	Data Processing Services	2660	0	0	5,000	3,600	0	0	0	0	8,600
71	Total Support Services - Central	2600	0	0	10,500	3,600	0	0	0	0	14,100
72	Other Support Services (Describe & Itemize)	2900	0	0	0	0	0	0	0	0	0
73	Total Support Services	2000	1,242,417	247,800	140,000	271,680	8,000	22,500	0	0	1,932,397
74	COMMUNITY SERVICES (ED)	3000	0	0	0	0	0	0	0	0	0
75	PAYMENTS TO OTHER DISTRICTS & GOVT UNITS (ED)										
76	Payments to Other Govt Units (In-State)										
77	Payments for Regular Programs	4110			0			0			0
78	Payments for Special Education Programs	4120			0			11,000			11,000
79	Payments for Adult/Continuing Education Programs	4130			0			0			0
80	Payments for CTE Programs	4140			0			33,000			33,000
81	Payments for Community College Programs	4170			0			0			0
82	Other Payments to In-State Govt Units (Describe & Itemize)	4190			4,000			11,838			15,838
83	Total Payments to Districts and Other Govt Units (In-State)	4100			4,000			55,838			59,838
84	Payments for Regular Programs - Tuition	4210						600			600
85	Payments for Special Education Programs - Tuition	4220						140,000			140,000
86	Payments for Adult/Continuing Education Programs - Tuition	4230						0			0
87	Payments for CTE Programs - Tuition	4240						0			0
88	Payments for Community College Programs - Tuition	4270						0			0
89	Payments for Other Programs - Tuition	4280						0			0
90	Other Payments to In-State Govt Units	4290						0			0
91	Total Payments to Other Dist & Govt Units - Tuition (In State)	4200						140,600			140,600
92	Payments for Regular Programs - Transfers	4310						0			0
93	Payments for Special Education Programs - Transfers	4320						0			0
94	Payments for Adult/Continuing Ed Programs - Transfers	4330						0			0
95	Payments for CTE Programs - Transfers	4340						0			0
96	Payments for Community College Program - Transfers	4370						0			0
97	Payments for Other Programs - Transfers	4380						0			0
98	Other Payments to In-State Govt Units - Transfers	4390			0			0			0
99	Total Payments to Other District & Govt Units - Transfers (In State)	4300			0			0			0
100	Payments to Other District & Govt Units (Out of State)	4400			0			0			0
101	Total Payments to Other District & Govt Units	4000			4,000			196,438			200,438
102	DEBT SERVICE (ED)										
103	Debt Service - Interest on Short-Term Debt										
104	Tax Anticipation Warrants	5110						0			0
105	Tax Anticipation Notes	5120						0			0
106	Corporate Personal Property Repl Tax Anticipated Notes	5130						0			0
107	State Aid Anticipation Certificates	5140						0			0
108	Other Interest on Short-Term Debt	5150						0			0
109	Total Debt Service - Interest on Short-Term Debt	5100						0			0

	A	B	C	D	E	F	G	H	I	J	K
			(100)	(200)	(300)	(400)	(500)	(600)	(700)	(800)	(900)
1	Description	Funct #	Salaries	Employee Benefits	Purchased Services	Supplies & Materials	Capital Outlay	Other Objects	Non-Capitalized Equipment	Termination Benefits	Total
110	Debt Service - Interest on Long-Term Debt	5200						0			0
111	Total Debt Service	5000						0			0
112	PROVISION FOR CONTINGENCIES (ED)	6000						10,000			10,000
113	Total Direct Disbursements/Expenditures		5,031,718	1,181,900	402,313	562,612	34,000	429,688	0	0	7,642,231
114	Excess (Deficiency) of Receipts/Revenues Over Disbursements/Expenditures										148,288
115											
116	20 - OPERATIONS AND MAINTENANCE FUND (O&M)										
117	SUPPORT SERVICES (O&M)										
118	Support Services - Pupil										
119	Other Support Services - Pupils (Describe & Itemize)	2190	0	0	0	0	0	0	0	0	0
120	Support Services - Business										
121	Direction of Business Support Services	2510	0	0	0	0	0	0	0	0	0
122	Facilities Acquisition & Construction Services	2530	0	0	0	0	0	0	0	0	0
123	Operation & Maintenance of Plant Services	2540	327,100	27,800	165,600	339,600	57,000	0	0	0	917,100
124	Pupil Transportation Services	2550	0	0	0	0	0	0	0	0	0
125	Food Services	2560					0		0		0
126	Total Support Services - Business	2500	327,100	27,800	165,600	339,600	57,000	0	0	0	917,100
127	Other Support Services (Describe & Itemize)	2900	0	0	0	0	0	0	0	0	0
128	Total Support Services	2000	327,100	27,800	165,600	339,600	57,000	0	0	0	917,100
129	COMMUNITY SERVICES (O&M)	3000	0	0	0	0	0	0	0	0	0
130	PAYMENTS TO OTHER DISTRICTS & GOVT UNITS (O&M)										
131	Payments to Other Govt Units (In-State)										
132	Payments for Special Education Programs	4120			0			0			0
133	Payments for CTE Program	4140			0			0			0
134	Other Payments to In-State Govt Units (Describe & Itemize)	4190			0			0			0
135	Total Payments to Other Govt Units (In-State)	4100			0			0			0
136	Payments to Other Govt Units (Out of State)	4400						0			0
137	Total Payments to Other District and Govt Unit	4000			0			0			0
138	DEBT SERVICE (O&M)										
139	Debt Service - Interest on Short-Term Debt										
140	Tax Anticipation Warrants	5110						0			0
141	Tax Anticipation Notes	5120						0			0
142	Corporate Personal Prop Repl Tax Anticipated Notes	5130						0			0
143	State Aid Anticipation Certificates	5140						0			0
144	Other Interest on Short-Term Debt (Describe & Itemize)	5150						0			0
145	Total Debt Service - Interest on Short-Term Debt	5100						0			0
146	Debt Service - Interest on Long-Term Debt	5200						0			0
147	Total Debt Service	5000						0			0
148	PROVISION FOR CONTINGENCIES (O&M)	6000						0			0
149	Total Direct Disbursements/Expenditures		327,100	27,800	165,600	339,600	57,000	0	0	0	917,100
150	Excess (Deficiency) of Receipts/Revenues Over Disbursements/Expenditures										2,466
151											
152	30 - DEBT SERVICE FUND (DS)										
153	PAYMENTS TO OTHER DISTRICTS & GOVT UNITS (DS)	4000						0			0
154	DEBT SERVICE (DS)										
155	Debt Service - Interest on Short-Term Debt										
156	Tax Anticipation Warrants	5110						0			0
157	Tax Anticipation Notes	5120						0			0
158	Corporate Personal Prop Repl Tax Anticipation Notes	5130						0			0
159	State Aid Anticipation Certificates	5140						0			0
160	Other Interest on Short-Term Debt (Describe & Itemize)	5150						0			0
161	Total Debt Service - Interest On Short-Term Debt	5100						0			0

	A	B	C	D	E	F	G	H	I	J	K
1			(100)	(200)	(300)	(400)	(500)	(600)	(700)	(800)	(900)
2	Description	Funct #	Salaries	Employee Benefits	Purchased Services	Supplies & Materials	Capital Outlay	Other Objects	Non-Capitalized Equipment	Termination Benefits	Total
162	Debt Service - Interest on Long-Term Debt	5200						0			0
163	Debt Service - Payments of Principal on Long-Term Debt ¹⁵ (Lease/Purchase Principal Retired)	5300						0			0
164	Debt Service Other (Describe & Itemize)	5400			0			0			0
165	Total Debt Service	5000			0			0			0
166	PROVISION FOR CONTINGENCIES (DS)	6000						0			0
167	Total Direct Disbursements/Expenditures				0			0			0
168	Excess (Deficiency) of Receipts/Revenues Over Disbursements/Expenditures										0
170	40 - TRANSPORTATION FUND (TR)										
171	SUPPORT SERVICES (TR)										
172	Support Services - Pupils										
173	Other Support Services - Pupils (Describe & Itemize)	2190	0	0	0	0	0	0	0	0	0
174	Support Services - Business										
175	Pupil Transportation Services	2550	18,000	1,450	721,000	0	0	0	0	0	740,450
176	Other Support Services (Describe & Itemize)	2900	0	0	0	0	0	0	0	0	0
177	Total Support Services	2000	18,000	1,450	721,000	0	0	0	0	0	740,450
178	COMMUNITY SERVICES (TR)	3000	0	0	0	0	0	0	0	0	0
179	PAYMENTS TO OTHER DISTRICTS & GOVT UNITS (TR)										
180	Payments to Other Govt Units (In-State)										
181	Payments for Regular Program	4110			0			0			0
182	Payments for Special Education Programs	4120			0			0			0
183	Payments for Adult/Continuing Education Programs	4130			0			0			0
184	Payments for CTE Programs	4140			0			0			0
185	Payments for Community College Programs	4170			0			0			0
186	Other Payments to In-State Govt Units (Describe & Itemize)	4190			0			0			0
187	Total Payments to Other Govt Units (In-State)	4100			0			0			0
188	Payments to Other Govt Units (Out-of-State) (Describe & Itemize)	4400			0			0			0
189	Total Payments to Other Districts & Govt Units	4000			0			0			0
190	DEBT SERVICE (TR)										
191	Debt Service - Interest on Short-Term Debt										
192	Tax Anticipation Warrants	5110						0			0
193	Tax Anticipation Notes	5120						0			0
194	Corporate Personal Prop Repl Tax Anticipation Notes	5130						0			0
195	State Aid Anticipation Certificates	5140						0			0
196	Other Interest on Short-Term Debt (Describe and Itemize)	5150						0			0
197	Total Debt Service - Interest On Short-Term Debt	5100						0			0
198	Debt Service - Interest on Long-Term Debt	5200						0			0
199	Debt Service - Payments of Principal on Long-Term Debt ¹⁵ (Lease/Purchase Principal Retired)	5300						0			0
200	Debt Service - Other (Describe and Itemize)	5400						0			0
201	Total Debt Service	5000						0			0
202	PROVISION FOR CONTINGENCIES (TR)	6000						0			0
203	Total Direct Disbursements/Expenditures		18,000	1,450	721,000	0	0	0	0	0	740,450
204	Excess (Deficiency) of Receipts/Revenues Over Disbursements/Expenditures										(189,709)
205											
206	50 - MUNICIPAL RETIREMENT/SOC SEC FUND (MR/SS)										
207	INSTRUCTION (MR/SS)										
208	Regular Program	1100		46,400							46,400
209	Pre-K Programs	1125		27,650							27,650
210	Special Education Programs (Functions 1200-1220)	1200		63,625							63,625
211	Special Education Programs Pre-K	1225		3,500							3,500
212	Remedial and Supplemental Programs K-12	1250		1,450							1,450
213	Remedial and Supplemental Programs Pre-K	1275		0							0
214	Adult/Continuing Education Programs	1300		0							0

	A	B	C	D	E	F	G	H	I	J	K
1			(100)	(200)	(300)	(400)	(500)	(600)	(700)	(800)	(900)
2	Description	Func #	Salaries	Employee Benefits	Purchased Services	Supplies & Materials	Capital Outlay	Other Objects	Non-Capitalized Equipment	Termination Benefits	Total
215	CTE Programs	1400		2,125							2,125
216	Interscholastic Programs	1500		5,350							5,350
217	Summer School Programs	1600		520							520
218	Gifted Programs	1650		0							0
219	Driver's Education Programs	1700		425							425
220	Bilingual Programs	1800		0							0
221	Truant Alternative & Optional Programs	1900		0							0
	Total Instruction	1000		151,045							151,045
223	SUPPORT SERVICES (MR/SS)										
224	Support Services - Pupil										
225	Attendance & Social Work Services	2110		4,400							4,400
226	Guidance Services	2120		900							900
227	Health Services	2130		7,100							7,100
228	Psychological Services	2140		3,775							3,775
229	Speech Pathology & Audiology Services	2150		0							0
230	Other Support Services - Pupils (Describe & Itemize)	2190		0							0
	Total Support Services - Pupil	2100		16,175							16,175
232	Support Services - Instructional Staff										
233	Improvement of Instruction Services	2210		825							825
234	Educational Media Services	2220		14,425							14,425
235	Assessment & Testing	2230		0							0
	Total Support Services - Instructional Staff	2200		15,250							15,250
237	Support Services - General Administration										
238	Board of Education Services	2310		525							525
239	Executive Administration Services	2320		1,650							1,650
240	Special Area Administrative Services	2330		0							0
241	Claims Paid from Self Insurance Fund	2361		0							0
242	Workers' Compensation or Workers' Occupation Disease Acts Payments	2362		0							0
243	Unemployment Insurance Payments	2363		0							0
244	Insurance Payments (regular or self-insurance)	2364		0							0
245	Risk Management and Claims Services Payments	2365		0							0
246	Judgment and Settlements	2366		0							0
247	Educational, Inspectional, Supervisory Services Related to Loss Prevention or Reduction	2367		0							0
248	Reciprocal Insurance Payments	2368		0							0
249	Legal Service	2369		0							0
	Total Support Services - General Administration	2300		2,175							2,175
251	Support Services - School Administration										
252	Office of the Principal Services	2410		23,900							23,900
253	Other Support Services - School Administration (Describe & Itemize)	2490		0							0
	Total Support Services - School Administration	2400		23,900							23,900
255	Support Services - Business										
256	Direction of Business Support Services	2510		0							0
257	Fiscal Services	2520		16,500							16,500
258	Facilities Acquisition & Construction Services	2530		0							0
259	Operation & Maintenance of Plant Service	2540		56,700							56,700
260	Pupil Transportation Services	2550		1,000							1,000
261	Food Services	2560		26,770							26,770
262	Internal Services	2570		0							0
	Total Support Services - Business	2500		100,970							100,970

	A	B	C	D	E	F	G	H	I	J	K
1			(100)	(200)	(300)	(400)	(500)	(600)	(700)	(800)	(900)
2	Description	Func #	Salaries	Employee Benefits	Purchased Services	Supplies & Materials	Capital Outlay	Other Objects	Non-Capitalized Equipment	Termination Benefits	Total
264	Support Services - Central										
265	Direction of Central Support Services	2610		0							0
266	Planning, Research, Development & Evaluation Services	2620		0							0
267	Information Services	2630		0							0
268	Staff Services	2640		0							0
269	Data Processing Services	2660		0							0
270	Total Support Services - Central	2600		0							0
271	Other Support Services (Describe & Itemize)	2900		0							0
272	Total Support Services	2000		158,470							158,470
273	COMMUNITY SERVICES (MR/SS)	3000		0							0
274	PAYMENTS TO OTHER DISTRICTS & GOVT UNITS (MR/SS)										
275	Payments for Special Education Programs	4120		0							0
276	Payments for CTE Programs	4140		0							0
277	Total Payments to Other Districts & Govt Units	4000		0							0
278	DEBT SERVICE (MR/SS)										
279	Debt Service - Interest on Short-Term Debt										
280	Tax Anticipation Warrants	5110						0			0
281	Tax Anticipation Notes	5120						0			0
282	Corporate Personal Prop Repl Tax Anticipation Notes	5130						0			0
283	State Aid Anticipation Certificates	5140						0			0
284	Other (Describe & Itemize)	5150						0			0
285	Total Debt Service	5000						0			0
286	PROVISION FOR CONTINGENCIES (MR/SS)	6000						0			0
287	Total Direct Disbursements/Expenditures			309,515				0			309,515
288	Excess (Deficiency) of Receipts/Revenues Over Disbursements/Expenditures										(78,015)
289											
290	60 - CAPITAL PROJECTS (CP)										
291	SUPPORT SERVICES (CP)										
292	Support Services - Business										
293	Facilities Acquisition & Construction Services	2530	0	0	0	0	385,000	0	0		385,000
294	Other Support Services (Describe & Itemize)	2900	0	0	0	0	0	0	0		0
295	Total Support Services	2000	0	0	0	0	385,000	0	0		385,000
296	PAYMENTS TO OTHER DISTRICTS & GOVT UNITS (CP)										
297	Payments to Other Govt Units (In-State)										
298	Payments to Other Govt Units (In-State)	4100						0			0
299	Payment for Special Education Programs	4120						0			0
300	Payment for CTE Programs	4140						0			0
301	Other Payments to In-State Governmental Units (Describe & Itemize)	4190						0			0
302	Total Payments to Other Districts & Govt Units	4000						0			0
303	PROVISION FOR CONTINGENCIES (CP)	6000						0			0
304	Total Direct Disbursements/Expenditures		0	0	0	0	385,000	0	0		385,000
305	Excess (Deficiency) of Receipts/Revenues Over Disbursements/Expenditures										(383,000)
306											
307	70 WORKING CASH FUND (WC)										
308											
309	80 - TORT FUND (TF)										
310	SUPPORT SERVICES - GENERAL ADMINISTRATION										
311	Claims Paid from Self Insurance Fund	2361	0	0	0	0	0	0	0		0
312	Workers' Compensation or Workers' Occupational Disease Act Payments	2362	0	20,600	0	0	0	0	0		20,600
313	Unemployment Insurance Payments	2363	0	8,000	0	0	0	0	0		8,000
314	Insurance Payments (regular or self-insurance)	2364	0	0	49,000	0	0	0	0		49,000
315	Risk Management and Claims Services Payments	2365	0	0	0	0	0	0	0		0
316	Judgment and Settlements	2366	0	0	0	0	0	0	0		0

	A	B	C	D	E	F	G	H	I	J	K
1			(100)	(200)	(300)	(400)	(500)	(600)	(700)	(800)	(900)
2	Description	Funct #	Salaries	Employee Benefits	Purchased Services	Supplies & Materials	Capital Outlay	Other Objects	Non-Capitalized Equipment	Termination Benefits	Total
317	Educational, Inspectional, Supervisory Services Related to Loss Prevention or Reduction	2367	0	0	0	0	0	0	0		0
318	Reciprocal Insurance Payments	2368	0	0	0	0	0	0	0		0
319	Legal Service	2369	0	0	50,000	0	0	0	0		50,000
320	Property Insurance (Building & Grounds)	2371	0	0	0	0	0	0	0		0
321	Vehicle Insurance (Transportation)	2372	0	0	1,000	0	0	0	0		1,000
322	Total Support Services - General Administration	2000	0	28,600	100,000	0	0	0	0		128,600
323	DEBT SERVICE (TF)										
324	Debt Service - Interest on Short-Term Debt										
325	Tax Anticipation Warrants	5110						0			0
326	Corporate Personal Property Replacement Tax Anticipation Notes	5130						0			0
327	Other Interest or Short-Term Debt	5150						0			0
328	Total Debt Service	5000						0			0
329	PROVISION FOR CONTINGENCIES (TF)	6000						0			0
330	Total Direct Disbursements/Expenditures		0	28,600	100,000	0	0	0	0		128,600
331	Excess (Deficiency) of Receipts/Revenues Over Disbursements/Expenditures										(125,100)
332											
333	90 - FIRE PREVENTION & SAFETY FUND (FP&S)										
334	SUPPORT SERVICES (FP&S)										
335	Support Services - Business										
336	Facilities Acquisition & Construction Services	2530	0	0	0	0	0	0	0		0
337	Operation & Maintenance of Plant Service	2540	0	0	0	0	100,000	0	0		100,000
338	Total Support Services - Business	2500	0	0	0	0	100,000	0	0		100,000
339	Other Support Services (Describe & Itemize)	2900	0	0	0	0	0	0	0		0
340	Total Support Services	2000	0	0	0	0	100,000	0	0		100,000
341	PAYMENTS TO OTHER DISTRICTS & GOVT UNITS (FP&S)										
342	Other Payments to In-State Govt Units (Describe & Itemize)	4190						0			0
343	Total Payments to Other Districts & Govt Units (FPS)	4000						0			0
344	DEBT SERVICE (FP&S)										
345	Debt Service - Interest on Short-Term Debt										
346	Tax Anticipation Warrants	5110						0			0
347	Other Interest on Short-Term Debt	5150						0			0
348	Total Debt Service - Interest on Short-Term Debt	5100						0			0
349	Debt Service - Interest on Long-Term Debt	5200						0			0
350	Debt Service - Payments of Principal on Long-Term Debt ¹⁵ (Lease/Purchase Principal Retired)	5300						0			0
351	Total Debt Service	5000						0			0
352	PROVISIONS FOR CONTINGENCIES (FP&S)	6000						0			0
353	Total Direct Disbursements/Expenditures		0	0	0	0	100,000	0	0		100,000
354	Excess (Deficiency) of Receipts/Revenues Over Disbursements/Expenditures										(29,337)

This page is provided for detailed itemizations as requested within the body of the Report.

- 1.
- 2.
- 3.
- 4.

	A	B	C	D	E	F
1						
2	Putnam County CUSD #535 43078535026					
3	DEFICIT BUDGET SUMMARY INFORMATION - Operating Funds Only					
4		EDUCATIONAL	OPERATIONS & MAINTENANCE	TRANSPORTATION	WORKING CASH	TOTAL
5	Direct Revenues	7,790,519	919,566	550,741	89,497	9,350,323
6	Direct Expenditures	7,642,231	917,100	740,450		9,299,781
7	Difference	148,288	2,466	(189,709)	89,497	50,542
8	Estimated Fund Balance - June 30, 2012	3,129,428	2,343,227	146,135	1,964,271	7,583,061
9	Balanced budget, no deficit reduction plan is required.					
10						
11						
12	<i>A deficit reduction plan is required if the local board of education adopts (or amends) the 2011-12 school district budget in which the "operating funds" listed above result in direct revenues (line 5) being less than direct expenditures (line 6) by an amount equal to or greater than one-third (1/3) of the ending fund balance (line 8).</i>					
13	Note: <i>The balance is determined using only the four funds listed above. That is, if the estimated ending fund balance is less than three times the deficit spending, the district must adopt and file with ISBE a deficit reduction plan to balance the shortfall within three years.</i>					
14	<i>The deficit reduction plan, if required, is developed using ISBE guidelines and format.</i>					

ILLINOIS STATE BOARD OF EDUCATION
SCHOOL BUSINESS SERVICES DIVISION

	A	B	C	D	E	F	G
1			DEFICIT REDUCTION PLAN				
2			ESTIMATED BUDGET				
3	Putnam County CUSD #535 43078535026		FY2011-12				
4	<i>District Number</i>						
5							
6			Educational Fund	Operations & Maintenance Fund	Transportation Fund	Working Cash Fund	Total
7	ESTIMATED BEGINNING FUND BALANCE (must equal prior Ending Fund Balance)		2,981,140	2,340,761	335,844	1,874,774	7,532,519
8	RECEIPTS/REVENUES		Acct No.				
9	LOCAL SOURCES		1000	6,410,189	919,566	279,652	89,497
10	FLOW-THROUGH RECEIPTS/REVENUES FROM ONE DISTRICT TO ANOTHER DISTRICT		2000	0	0	0	0
11	STATE SOURCES		3000	956,039	0	271,089	0
12	FEDERAL SOURCES		4000	424,291	0	0	0
13	Total Receipts/Revenues			7,790,519	919,566	550,741	89,497
14	DISBURSEMENTS/EXPENDITURES		Funct No.				
15	INSTRUCTION		1000	5,499,396			5,499,396
16	SUPPORT SERVICES		2000	1,932,397	917,100	740,450	3,589,947
17	COMMUNITY SERVICES		3000	0	0	0	0
18	PAYMENTS TO OTHER DISTRICTS & GOVT. UNITS		4000	200,438	0	0	200,438
19	DEBT SERVICES		5000	0	0	0	0
20	PROVISION FOR CONTINGENCIES		6000	10,000	0	0	10,000
21	Total Disbursements/Expenditures			7,642,231	917,100	740,450	9,299,781
22	Excess of Receipts/Revenue Over/(Under) Disbursements/Expenditures			148,288	2,466	(189,709)	89,497
23	OTHER SOURCES/USES OF FUNDS						
24	OTHER SOURCES OF FUNDS (7000)			0	0	0	0
25	OTHER USES OF FUNDS (8000)			0	0	0	0
26	TOTAL OTHER SOURCES/USES OF FUNDS			0	0	0	0
27	ESTIMATED ENDING FUND BALANCE			3,129,428	2,343,227	146,135	1,964,271

ILLINOIS STATE BOARD OF EDUCATION
SCHOOL BUSINESS SERVICES DIVISION

	A	B	H	I	J	K	L
1			ESTIMATED BUDGET FY2012-13				
2							
3	Putnam County CUSD #535	43078535026					
4	<i>District Number</i>						
5							
6			Educational Fund	Operations & Maintenance Fund	Transportation Fund	Working Cash Fund	Total
7	ESTIMATED BEGINNING FUND BALANCE (must equal prior Ending Fund Balance)		3,129,428	2,343,227	146,135	1,964,271	7,583,061
8	RECEIPTS/REVENUES	Acct No.					
9	LOCAL SOURCES	1000					0
10	FLOW-THROUGH RECEIPTS/REVENUES FROM ONE DISTRICT TO ANOTHER DISTRICT	2000					0
11	STATE SOURCES	3000					0
12	FEDERAL SOURCES	4000					0
13	Total Receipts/Revenues		0	0	0	0	0
14	DISBURSEMENTS/EXPENDITURES	Funct No.					
15	INSTRUCTION	1000					0
16	SUPPORT SERVICES	2000					0
17	COMMUNITY SERVICES	3000					0
18	PAYMENTS TO OTHER DISTRICTS & GOVT. UNITS	4000					0
19	DEBT SERVICES	5000					0
20	PROVISION FOR CONTINGENCIES	6000					0
21	Total Disbursements/Expenditures		0	0	0		0
22	Excess of Receipts/Revenue Over/(Under) Disbursements/Expenditures		0	0	0	0	0
23	OTHER SOURCES/USES OF FUNDS						
24	OTHER SOURCES OF FUNDS (7000)						0
25	OTHER USES OF FUNDS (8000)						0
26	TOTAL OTHER SOURCES/USES OF FUNDS		0	0	0	0	0
27	ESTIMATED ENDING FUND BALANCE		3,129,428	2,343,227	146,135	1,964,271	7,583,061

ILLINOIS STATE BOARD OF EDUCATION
SCHOOL BUSINESS SERVICES DIVISION

	A	B	M	N	O	P	Q
1			ESTIMATED BUDGET FY2013-14				
2							
3	Putnam County CUSD #535	43078535026					
4	<i>District Number</i>						
5							
6			Educational Fund	Operations & Maintenance Fund	Transportation Fund	Working Cash Fund	Total
7	ESTIMATED BEGINNING FUND BALANCE (must equal prior Ending Fund Balance)		3,129,428	2,343,227	146,135	1,964,271	7,583,061
8	RECEIPTS/REVENUES	Acct No.					
9	LOCAL SOURCES	1000					0
10	FLOW-THROUGH RECEIPTS/REVENUES FROM ONE DISTRICT TO ANOTHER DISTRICT	2000					0
11	STATE SOURCES	3000					0
12	FEDERAL SOURCES	4000					0
13	Total Receipts/Revenues		0	0	0	0	0
14	DISBURSEMENTS/EXPENDITURES	Funct No.					
15	INSTRUCTION	1000					0
16	SUPPORT SERVICES	2000					0
17	COMMUNITY SERVICES	3000					0
18	PAYMENTS TO OTHER DISTRICTS & GOVT. UNITS	4000					0
19	DEBT SERVICES	5000					0
20	PROVISION FOR CONTINGENCIES	6000					0
21	Total Disbursements/Expenditures		0	0	0		0
22	Excess of Receipts/Revenue Over/(Under) Disbursements/Expenditures		0	0	0	0	0
23	OTHER SOURCES/USES OF FUNDS						
24	OTHER SOURCES OF FUNDS (7000)						0
25	OTHER USES OF FUNDS (8000)						0
26	TOTAL OTHER SOURCES/USES OF FUNDS		0	0	0	0	0
27	ESTIMATED ENDING FUND BALANCE		3,129,428	2,343,227	146,135	1,964,271	7,583,061

ILLINOIS STATE BOARD OF EDUCATION
SCHOOL BUSINESS SERVICES DIVISION

	A	B	R	S	T	U	V
1			ESTIMATED BUDGET FY2014-15				
2							
3	Putnam County CUSD #535	43078535026					
4	<i>District Number</i>						
5							
6			Educational Fund	Operations & Maintenance Fund	Transportation Fund	Working Cash Fund	Total
7	ESTIMATED BEGINNING FUND BALANCE (must equal prior Ending Fund Balance)		3,129,428	2,343,227	146,135	1,964,271	7,583,061
8	RECEIPTS/REVENUES	Acct No.					
9	LOCAL SOURCES	1000					0
10	FLOW-THROUGH RECEIPTS/REVENUES FROM ONE DISTRICT TO ANOTHER DISTRICT	2000					0
11	STATE SOURCES	3000					0
12	FEDERAL SOURCES	4000					0
13	Total Receipts/Revenues		0	0	0	0	0
14	DISBURSEMENTS/EXPENDITURES	Funct No.					
15	INSTRUCTION	1000					0
16	SUPPORT SERVICES	2000					0
17	COMMUNITY SERVICES	3000					0
18	PAYMENTS TO OTHER DISTRICTS & GOVT. UNITS	4000					0
19	DEBT SERVICES	5000					0
20	PROVISION FOR CONTINGENCIES	6000					0
21	Total Disbursements/Expenditures		0	0	0		0
22	Excess of Receipts/Revenue Over/(Under) Disbursements/Expenditures		0	0	0	0	0
23	OTHER SOURCES/USES OF FUNDS						
24	OTHER SOURCES OF FUNDS (7000)						0
25	OTHER USES OF FUNDS (8000)						0
26	TOTAL OTHER SOURCES/USES OF FUNDS		0	0	0	0	0
27	ESTIMATED ENDING FUND BALANCE		3,129,428	2,343,227	146,135	1,964,271	7,583,061

ILLINOIS STATE BOARD OF EDUCATION
SCHOOL BUSINESS SERVICES DIVISION

	A	B	W	X	Y	Z
1			SUMMARY			
2			BUDGET ADDENDUM - DEFICIT REDUCTION PLAN			
3	Putnam County CUSD #535 43078535026		ESTIMATED BUDGET			
4	<i>District Number</i>		<i>Date of Adoption:</i>			
5			<i>(Enter as MM/DD/YY)</i>			
6			FY2011-12	FY2012-13	FY2013-14	FY2014-15
7	ESTIMATED BEGINNING FUND BALANCE (must equal prior Ending Fund Balance)		7,532,519	7,583,061	7,583,061	7,583,061
8	RECEIPTS/REVENUES		Acct No.			
9	LOCAL SOURCES		7,698,904	0	0	0
10	FLOW-THROUGH RECEIPTS/REVENUES FROM ONE DISTRICT TO ANOTHER DISTRICT		0	0	0	0
11	STATE SOURCES		1,227,128	0	0	0
12	FEDERAL SOURCES		424,291	0	0	0
13	Total Receipts/Revenues		9,350,323	0	0	0
14	DISBURSEMENTS/EXPENDITURES		Funct No.			
15	INSTRUCTION		5,499,396	0	0	0
16	SUPPORT SERVICES		3,589,947	0	0	0
17	COMMUNITY SERVICES		0	0	0	0
18	PAYMENTS TO OTHER DISTRICTS & GOVT. UNITS		200,438	0	0	0
19	DEBT SERVICES		0	0	0	0
20	PROVISION FOR CONTINGENCIES		10,000	0	0	0
21	Total Disbursements/Expenditures		9,299,781	0	0	0
22	Excess of Receipts/Revenue Over/(Under) Disbursements/Expenditures		50,542	0	0	0
23	OTHER SOURCES/USES OF FUNDS					
24	OTHER SOURCES OF FUNDS (7000)		0	0	0	0
25	OTHER USES OF FUNDS (8000)		0	0	0	0
26	TOTAL OTHER SOURCES/USES OF FUNDS		0	0	0	0
27	ESTIMATED ENDING FUND BALANCE		7,583,061	7,583,061	7,583,061	7,583,061

Deficit Reduction Plan-Background/Assumptions
Fiscal Year 2012 through Fiscal Year 2015

Putnam County CUSD #535 43078535026

Please complete the following schedule and include a brief description to identify any areas of the budget that will be impacted from one year to the next. If the deficit reduction plan relies upon new local revenues, identify contingencies for further budget reductions which will be enacted in the event those new revenues are not available. For additional information, please see:

www.isbe.net/sfms/budget/2012/budget.htm

1. Background and Narrative of Budget Reductions:

2. Assumptions Used in the Deficit Reduction Plan:

- Foundation Levels for General State Aid:

- Equal Assessed Valuation and Tax Rates:

- Employee Salaries and Benefits:

- Short and Long Term Borrowing:

- Educational Impact:

- Other Assumptions:

- Has the district considered shared services (Ex: Media Coop, Transportation, Insurance) If yes please explain:

ESTIMATED LIMITATION OF ADMINISTRATIVE COSTS

(For Local Use Only)

This is an estimated Limitation of Administrative Costs Worksheet only and will not be accepted for Official Submission of the Limitation of Administrative Costs Worksheet.

The worksheet is intended for use during the budgeting process to estimate the district's percent increase of FY2012 budgeted expenditures over FY2011 actual expenditures. Budget information is copied to this page. Insert the prior year estimated actual expenditures to compute the estimated percentage increase (decrease).

The official Limitation of Administrative Costs Worksheet is attached to the end of the Annual Financial Report (ISBE Form 50-35) and may be submitted in conjunction with that report.

An official Limitation of Administrative Costs Worksheet can also be found on the ISBE website at:

[Limitation of Administrative Costs](#)

ESTIMATED LIMITATION OF ADMINISTRATIVE COSTS WORKSHEET
(Section 17-1.5 of the School Code)

School District Name: Putnam County CUSD #535
RCDT Number: 43-078-5350-26

Description	Funct. No.	Estimated Actual Expenditures, Fiscal Year 2011			Budgeted Expenditures, Fiscal Year 2012		
		(10) Educational	(20) Operations & Maintenance	Total	(10) Educational	(20) Operations & Maintenance	Total
1. Executive Administration Services	2320			0	149,134		149,134
2. Special Area Administration Services	2330			0	0		0
3. Other Support Services - School Administration	2490			0	0		0
4. Direction of Business Support Services	2510			0	0	0	0
5. Internal Services	2570			0	0		0
6. Direction of Central Support Services	2610			0	0		0
7. Deduct - Early Retirement or Other Pension Obligations Included Above				0			0
8. Totals		0	0	0	149,134	0	149,134
9. Estimated Percent Increase (Decrease) for FY2012 (Budgeted) over FY2011 (Actual)							Enter Actual Data!

Reference Description

- ¹ Each fund balance should correspond to the fund balance reflected on the books as of June 30th - Balance Sheet Accounts #720 and #730 (audit figures, if available).
- ² Accounting and Financial Reporting for Certain Grants and Other Financial Assistance. The "On-Behalf" Payments should only be reflected on this page (Budget Summary, Lines 10 and 20).
- ³ Requires the secretary of the school board to notify the county clerk (within 30 days of the transfer approval) to abate an equal amount of taxes to be next extended. See Sec. 10-22.14 & 17-2.11.
- ⁴ Principal on Bonds Sold:
 - (1) Funding Bonds are to be entered in the fund or funds in which the liability occurs.
 - (2) Refunding Bonds can be entered in the Debt Services Fund only.
 - (3) Building Bonds can be entered in the Capital Projects Fund only.
 - (4) Fire Prevention and Safety Bonds can be entered in the Fire Prevention & Safety Fund only.
- ⁵ The proceeds from the sale of school sites, buildings, or other real estate shall be used first to pay the principal and interest on any outstanding bonds on the property being sold, and after all such bonds have been retired, the remaining proceeds from the sale next shall be used by the school board to meet any urgent district needs as determined under Sections 2-3.12 and 17-2.11 of the School Code. Once these issues have been addressed, any remaining proceeds may be used for any other authorized purpose and for deposit into any district fund.
- ⁶ The School Code, Section 10-22.44 prohibits the transfer of interest earned on the investment of "any funds for purposes of Illinois Municipal Retirement under the Pension Code." This prohibition does not include funds for Social Security and Medicare-only purposes. For additional requirements on interest earnings, see 23 Illinois Administrative Code, Part 100, Section 100.50.
- ⁷ Cash plus investments must be greater than or equal to zero.
- ⁸ For cash basis budgets, this total will equal the Budget Summary - Total Direct Receipts/Revenues (Line 9) plus Total Other Sources of Funds (Line 45).
- ⁹ For cash basis budgets, this total will equal the Budget Summary - Total Direct Disbursements/Expenditures (Line 19) plus Total Other Uses of Funds (Line 63).
- ¹⁰ Working Cash Fund loans may be made to any district fund for which taxes are levied (Section 20-6 of the School Code).
- ¹¹ Include revenue accounts 1110 through 1115, 1117, 1118 & 1120.
- ¹² The School Code Section 17-2.2c. Tax for leasing educational facilities or computer technology or both, and for temporary relocation expense purposes.
- ¹³ Corporate personal property replacement tax revenue must be first applied to the Municipal Retirement/Social Security Fund to replace tax revenue lost due to the abolition of the corporate personal property tax (30 ILCS 115/12). This provision does not apply to taxes levied for Medicare-Only purposes.
- ¹⁴ Only tuition payments made to private facilities. See Functions 4200 or 4400 for estimated public facility disbursements/expenditures.
- ¹⁵ Payment towards the retirement of lease/purchase agreements or bonded/other indebtedness (principal only) otherwise reported within the fund - e.g.: alternate revenue bonds. (Describe & Itemize)
- ¹⁶ Only abolishment of Working Cash Fund must transfer its funds directly to the Educational Fund upon adoption of a resolution and at the close of the current school Year (see 105 ILCS 5/20-8 for further explanation)
Only abatement of working cash fund can transfer its funds to any fund in most need of money
(see 105 ILCS 5/20-10 for further explanation)


CHECK FOR ERRORS	
<p>This worksheet checks various cells to assure that selected items are in balance. Out-of-balance conditions are accompanied by an error message. Errors must be corrected before the budget is finalized and submitted to ISBE.</p>	
Budget Item References	Message
Is Deficit Reduction Plan Required?	Congratulations! You have a balanced budget.
If required, is Deficit Reduction Plan Completed (Page: DefReductPlan 20-24)?	
1. Cover Page - CASH or ACCRUAL	
Check one type of Accounting Basis used on the Cover sheet.	CASH
2. Budget Summary: Other Sources (Page BudgetSum 2-3 - Acct 7000), must equal Other Uses (BudgetSum 2-3 - Acct. 8000).	
Estimated Beginning Fund Balance July,1 2011 for all Funds (Cells C3 - K3)(Line must have a number or zero)	OK
Transfer Among Funds (Funds 10, 20, 40 - Acct 7130 - Cells C29, D29, F29), must equal (Funds 10, 20 & 40 - Acct 8130 - Cells C52, D52, F52).	OK
Transfer of Interest (Funds 10 thru 90 - Acct 7140 - Cells C30:K30), must equal (Funds 10 thru 60, & 80 - Acct 8140 - Cells C53:H53, J53).	OK
Transfer to Debt Service to Pay Principal on Capital Leases (Fund 30 - Acct 7400 - Cell E39) must equal (Funds 10, 20 & 60 - Acct 8400 Cells C57:H60).	OK
Transfer to Debt Service to Pay Interest on Capital Leases (Fund 30 - Acct 7500 - Cell E40) must equal (Funds 10, 20 & 60 - Acct 8500 - Cells C61:H64).	OK
Transfer to Debt Service Fund to Pay Principal on Revenue Bonds (Fund 30 - Acct 7600 - Cell E41) must equal (Funds 10 & 20 - Acct 8600 - Cells C65:D68).	OK
Transfer to Debt Service to Pay Interest on Revenue Bonds (Fund 30 - Acct 7700 - Cell E42) must equal (Funds 10 & 20 - Acct 8700 - Cells C69:D72).	OK
Transfer to Capital Projects Fund (Fund 60 - Acct 7800 - Cell H43) must equal (Fund 10 & 20, Acct 8800 - Cells C73:D76).	OK
3. Summary of Cash Transactions: Beginning Cash Balance on Hand July 1, 2011, (CashSum 4, All Funds), cannot be negative.	
Educational (Fund 10 - Cell C3)	OK
Operations & Maintenance (Fund 20 - Cell D3)	OK
Debt Service (Fund 30 - Cell E3)	OK
Transportation (Fund 40 - Cell F3)	OK
Municipal Retirement/Social Security (Fund 50 - Cell G3)	OK
Capital Projects (Fund 60 - Cell H3)	OK
Working Cash (Fund 70 - Cell I3)	OK
Tort (Fund 80 - Cell J3)	OK
Fire Prevention & Safety (Fund 90 - Cell K3)	OK
4. Summary of Cash Transactions: Ending Cash Balance on Hand June 30, 2012, (Page CashSum 4 - All Funds), cannot be negative.	
Educational (Fund 10 - Cell C21)	OK
Operations & Maintenance (Fund 20 - Cell D21)	OK
Debt Service (Fund 30 - Cell E21)	OK
Transportation (Fund 40 - F21)	OK
Municipal Retirement/Social Security (Fund 50 - Cell G21)	OK
Capital Projects (Fund 60 - H21)	OK
Working Cash (Fund 70 - Cell I21)	OK
Tort (Fund 80 - Cell J21)	OK
Fire Prevention & Safety (Fund 90 - Cell K21)	OK
5. Summary of Cash Transactions: Other Receipts, (Page CashSum 4), must equal Other Disbursements, (Page CashSum 4).	
Interfund Loans Payable (Funds 10:60, 80, 90 - Acct 411 - Cells C6:H6, J6:K6) must equal Interfund Loans Receivable (Funds 10:20, 40, 70 - Acct 141 - Cells C15:D15, F15, I15).	OK
Interfund Loans Receivable (Funds 10, 20, 40 & 70 - Acct 141 - Cells C7:D7, F7, I7) must equal Interfund Loans Payable (Funds 10:60, 80, 90 - Acct 411 - Cells C16:H16, J16, K16).	OK

End of Balancing



E-Pay Division

WWW.ILLINOISEPAY.COM



What Is E-Pay?

E-Pay is a safe and secure electronic payments program for Illinois Funds participants that allows your constituents to pay bills over the counter, online or by phone with credit cards, bank cards and/or electronic checks.

Why Choose E-Pay?

- No contract or request for proposal (RFP) is required
- Compliant with Local Government Acceptance of Credit Cards Act and prevailing credit card rules
- Vendors meet PCI Data Security Standards

Online Solutions

Make bill payments faster and easier with E-Pay's online bill payment – offered at low or no cost to your agency. Your customers log onto www.illinoisepay.com, connect to your customized E-Pay web page and make real time payments with a credit card, bank card or electronic check for a convenience fee. Your agency can access real-time transaction reports and no special software or equipment is needed.

Telephone Solutions

Our human dialogue, plain language Interactive Voice Response system offered to your agency at no cost is accessible to your customers from anywhere in the world at any time of day. The IVR is available to county treasurers, circuit clerks, municipalities, colleges and universities.

Point-of-Sale Solutions

E-Pay offers simple and convenient over-the-counter terminals or software solutions for all your point-of-sale needs. Easy to use and even easier to install, these terminals are a cost-effective answer to accepting a wide range of payment types. Ask about our convenience fee program that allows your office to pass the fee to the constituent versus absorbing the processing costs.

Integrated Solutions

Now more than ever, government entities are seeking automated solutions that integrate seamlessly with third party software or accounting systems. If your office is seeking an integrated solution, contact us as we have technical staff that can provide assistance.

Electronic Check (ACH) Solutions

You can opt to accept electronic checks in addition to credit and debit cards either online or over the counter. We offer electronic imaging and conversion software and hardware to expedite processing through the Federal Reserve System.

“700 local governments and state agencies enjoy E-Pay’s safe, fast and easy payment options.”

–Illinois State Treasurer

Each of these services deposits revenue directly into your Illinois Funds Money Market Fund Account. For more information, visit www.illinoisepay.com or call toll free **1-866-831-5240**.

Recommendation to Authorize the Use of E-Pay

As superintendent, I recommend that the Board of Education authorize the use of e-pay in our district.

Rationale

E-pay is an electronic payment services program through The Illinois Funds. It is a safe and secure electronic payments program that requires no contract. It allows the use of credit cards for payments to our district. It can be structured so there is no cost to our district. Please refer to the attachment that explains more about e-pay. Pam, Ann, and I have listened to the presentation and believe that it would be an excellent program for our school system.

District Goal

Maintain strong fiscal responsibility in the Putnam County School District.

Operational Services

Fund Balances

The Superintendent or designee shall maintain fund balances that reflect a minimum of three months operating expenses in the Education and Operations and Maintenance Funds. The Superintendent or designee shall also maintain fund balances adequate to ensure the District's ability to maintain levels of service and pay its obligations in a prompt manner in spite of unforeseen events or unexpected expenses. The Superintendent or designee shall inform the Board whenever the District must draw upon its reserves or borrow money.

PUTNAM COUNTY CUSD #535
BOARD OF EDUCATION EXECUTIVE SESSION AGENDA
AUGUST 15, 2011
6:30 P.M.

I. Personnel

Hire – Heather Ballard – HS Special Ed Teacher
Ryan Gillhouse – Pre-K Teacher

A. Superintendent Contract

Recommendation to Approve Hiring of Heather Ballard and Ryan Gillhouse


As superintendent, I recommend that we approve hiring Heather Ballard for the high school special education teaching position that was vacated by Wendy Louis. I also recommend that we approve hiring Ryan Gillhouse for the Pre-K position previously held by Sandy Edens.

Rationale

Both of these newly proposed teachers have been recommended by the principals and their teams who interviewed them. We are confident that they will be excellent additions to our Putnam County teaching staff.

District Goal

Demonstrate increased academic achievement for all students.



Putnam County Primary School

**400 E. Silverspoon Ave.
Granville, IL 61326**

**Phone Number 1-815-882-2800
Fax Number 1-815-882-2801**

August 10, 2011

To Putnam County School Board Members:

It is my recommendation to hire Ryan Gillhouse for the Preschool teacher opening at the Primary School for the 2011-2012 school year.

Respectfully,
Mrs. Kristal LeRette, Principal
Putnam County Primary School

***Where all students will learn and succeed and all means ALL
Principal—Mrs. Kristal LeRette
Secretary—Mrs. Brenda Schmidt***

Where all students will learn and succeed and all means ALL
Principal—Mrs. Kristal LeRette
Secretary—Mrs. Brenda Schmidt

Ryan Gillhouse

rnsteve4@yahoo.com

303 East Jefferson Street Apartment D
Morton, IL 61550
(309) 840-1221

Objective: To obtain an early childhood teaching position in a public school district.

Work

Experience: **Prekindergarten Teacher**, Scott Early Learning Center, Bloomington, IL (Sept. 2010 – Present)
Teaching 10 students in a full day prekindergarten classroom.

- Teaches, implements, assesses, and documents using Creative Curriculum
- Conducts lessons that are aligned with Illinois Early Learning Standards
- Provides a learning environment that is designed using ECERS-R rating scale
- Conducts family conferences every 3 months
- Plans and implements monthly field trips using Illinois Early Learning Standards
- Helped plan and conduct preschool completion ceremonies and winter cultural program

04 Certified Lead Teacher, Eastside Educational Center, Mackinaw, IL (Mar. 2010 – Aug. 2010)
Taught 20 children in a full day prekindergarten classroom.

- Taught, implemented, and assessed using Creative Curriculum and ECERS-R as a guide
- Participated in parent teacher conferences
- Provided summer activities to school age children and supervised field trips and swimming

Tutor, Reading Recovery, Illinois State University, Bloomington, IL (Jan. – April 2009)
Worked with a third and fourth grader on improving their reading and writing.

Pre-Service Experience:

Student Teacher, Marquette Elementary School, Marquette Heights, IL (Fall 2009)
Taught 40 students in a morning and afternoon half-day at-risk prekindergarten classroom.

- Developed thematic units incorporating multiple subject areas and learning styles
- Taught in a Creative Curriculum program
- Participated in conducting DIAL-3 screenings of district area children
- Conducted several parent teacher conferences
- Attended domain, IEP and Board of Education meetings

Clinical Experience, Brigham Elementary School, Bloomington, IL (Feb. – April 2009)
Worked with 23 students in a second grade classroom.

- Assisted and led large and small group lessons and led guided reading groups
- Developed and taught literacy, science, and social studies lessons

Clinical Experience, Trinity Lutheran School, Bloomington, IL (Sept. – Dec. 2008)
Worked with 20 students in a kindergarten classroom.

- Assisted and led large and small group lessons
- Developed and taught literacy lessons

Education:

Illinois State University, Normal, IL

Bachelor of Science in Early Childhood Education, December, 2009

Endorsement: Early Childhood Special Education; Type 04 IL certificate

GPA: 3.96/4.0; Dean's List: Three semesters

Honor Societies: Kappa Delta Pi; Golden Key

Illinois Central College, East Peoria, IL

Liberal Arts Associate in Arts and Science, May, 2007

Child Development Associate in Applied Science, May, 2007

GPA: 3.395/4.0; Dean's List: Five semesters

Activities: NAEYC, SEA, and NEA member since 2008

303 East Jefferson Street Apartment D
Morton, IL 61550
July 15, 2011

Principal Kristal LeRette
Putnam County Primary School
400 East Silverspoon Avenue
Granville, IL 61326

Dear Ms. LeRette:

Please consider my application for the preschool teaching position currently advertised at District 535. I found the listing in the online IASA Job Bank. I have received my Bachelor's in Early Childhood Education in December 2009 from Illinois State University and have received an Illinois Type 04 certificate. I also have completed the requirements for an endorsement in Early Childhood Special Education.

As my enclosed resume indicates, I am currently teaching at Bloomington's Scott Early Learning Center, working with an extensively diverse population of preschoolers. I provide a variety of learning experiences and use play based assessment based on developmentally appropriate practices. I completed student teaching at Marquette Heights' Marquette Elementary School, working with an at-risk population of prekindergarteners. I worked collaboratively with a teacher and an aide and successfully implemented a variety of units and assessments. Through the attainment of an Associate's Degree in Child Development from Illinois Central College in May 2007 and the Early Childhood Education program at Illinois State University, I have had multiple opportunities to work with students of varying populations, ages, and needs.

As someone who has had an opportunity to student teach and teach at the preschool level in both small communities and a city, I am comfortable with adjusting my teaching strategies and assessment techniques to meet individual needs. I am familiar and comfortable with major screening processes, common curriculums used, and how to introduce myself to and work with families of differing backgrounds. I recognize and understand the high expectations and developmentally appropriate teaching demanded of the educators in District 535. My past teaching experiences combined with my drive to promote student success in the classroom lead me to feel strongly that I would be a great addition to an already strong and successful district.

I have already completed the district's application and attached the requested documents. I look forward to hearing from you in the near future regarding the prospects for an interview. Thank you very much for your consideration.

Sincerely,



Ryan Gillhouse

MARQUETTE ELEMENTARY SCHOOL

100 JOLIET ROAD
MARQUETTE HEIGHTS, ILLINOIS 61554
(309) 382-3612

MR. TY GOSS, PRINCIPAL

A STAFF DEDICATED TO EXCELLENCE IN EDUCATION



November 9, 2009

To Whom It May Concern:

I am thrilled to recommend Miss Ryan Stevens for an Early Childhood teaching position. Miss Stevens has been my student teacher during the fall of 2009-2010 school year, in our Pre-Kindergarten At-Risk Program. She is teaching forty children (20 in AM and 20 in PM) ages three to five years old. I must say, this lady is quite wonderful! Miss Stevens has "jumped in with both feet" from the beginning of school. She has adapted to my style of teaching but has always offered her own ideas and perspectives.

Miss Stevens is a highly motivated learner. She does make observations of other teachers and implements them into her teaching. Miss Stevens interacts well with the students and plans developmentally appropriate activities for them daily. Miss Stevens has made take home activities as an extension to the students learning. She also participated in recent parent teacher conferences.

In summary, Miss Stevens has displayed incredible qualities that make a teacher successful. She is dependable, motivated and the most organized person I have ever met in my life. She works well with other colleagues and the school administration.

I recommend Miss Stevens for an Early Childhood Position in your school district without reservation. The school that ultimately hires her will find itself truly fortunate. If you have any questions, please do not hesitate to contact me.

Sincerely,

Mrs. Janeie Goeken
Marquette Elementary School
B.E.A.R.S. Pre Kindergarten Teacher
jgoeken@dist102.org
309-382-3612 ext. 123



**ILLINOIS STATE
UNIVERSITY**
Illinois' first public university

Department of Curriculum and Instruction
232 DeGarmo Hall
Campus Box 5330
Normal, IL 61790-5330
Phone: (309) 438-5425
Fax: (309) 438-8659
www.coe.ilstu.edu/c+idept


To Whom It May Concern,

It has been my pleasure to serve as student teacher supervisor for Ryan Stevens through Illinois State University during the Fall Semester of 2009. Ryan has been student teaching with Mrs. Janeie Goeken at Marquette Heights Elementary School in Marquette Heights, Illinois at the pre-kindergarten grade level.

Ryan Stevens demonstrated her ability to orchestrate creative, meaningful lessons that focused on Illinois' Early Childhood State Learning Standards and the curriculum requirements. She drew her students into actively participating in the learning process. Miss Stevens utilizes the time available in an efficient manner. Miss Stevens' students are always constructively occupied. Ryan implements the use of students' "Multiple Intelligence" as described by Howard Gardner in her lesson planning. Ryan provides a wide variety of meaningful experiences for her students to develop academic knowledge and skills. Miss Stevens employed pertinent music and movement to reinforce concepts and skills. In addition, Miss Stevens provided students with hands-on personalized experiences to develop their knowledge of new concepts. Ryan demonstrated her ability to be purposefully creative by designing a unit of study which focused on students developing their letter recognition skills. Miss Stevens integrated alphabet songs, ABC literature, art and physical activity to reinforce students' recognition of the alphabet. Miss Stevens provided for learning center work and segments of lessons that were appropriate for her pre-kindergarten students' academic development, and their shorter attention spans. Ryan is very aware of the students' need for repetition through a variety of different instructional strategies. Miss Stevens assesses the students' ability to complete specific tasks. Ryan created learning rubric/checklists for the unit assessments. Miss Stevens clearly states the learning standards that are addressed in the unit activities to be assessed. The multiple strategies for learning incorporated into the unit provided for students to have a great deal of fun and not even realize they were gaining new skills and concepts. Miss Stevens exhibits superior written and oral communication skills. She demonstrated this in the journals and lesson plans that she prepared throughout the semester. Ryan communicates so that her students are constantly aware of expectations, and so that they can more readily grasp the context of the concept being investigated. Miss Stevens provides for the students to apply higher-level thinking skills within the context she creates for their learning explorations. Therefore, they can succeed and become stronger more capable individuals. Miss Stevens has demonstrated her ability to build an excellent rapport with her students. This rapport, in my opinion, is the key to empowering any good classroom management plan. She creates a positive, energized classroom atmosphere. Her students feel encouraged and secure. Miss Stevens motivates her students. Miss Stevens has an excellent understanding of the science of teaching, and she demonstrates dedication in the application of the art of teaching. However, Ryan continues to self-evaluate in order to refine her lesson presentations.

Miss Stevens collaborated with her cooperating teacher, Mrs. Goeken, as a valuable colleague. Ryan Stevens is a team player, who would contribute to the overall educational excellence of a school district. I recommend Ryan Stevens highly and without reservation. If I can be of further assistance please contact me at 309-263-6712.

Sincerely,


Diana Hovey
Student Teacher Advisor
Illinois State University

An equal opportunity/affirmative action university encouraging diversity



**ILLINOIS STATE
UNIVERSITY**
Illinois' first public university

Department of Curriculum and Instruction
232 DeGarmo Hall
Campus Box 5330
Normal, IL 61790-5330
Phone: (309) 438-5425
Fax: (309) 438-8659
www.coe.ilstu.edu/c+idept

August 27, 2009

To Whom It May Concern,

I am honored to write a letter of reference for Ryan Stevens. In the fall of 2008, I was Ms. Stevens' instructor for two courses, Curriculum and Instruction (C & I) 314: Learning, Environments, and Assessment and C & I 293: Early Childhood Clinical II at Illinois State University. These courses were unique because C & I 314 was a classroom-based course which was paired with a clinical component (C & I 293). In both courses, Ms. Stevens was extremely conscientious in her efforts to complete the course requirements.

In the university classroom, Ms. Stevens was extremely dependable, always attending class and arriving on time. I found Ms. Stevens to be highly reflective and self-aware in regards to how the course assignments related to her future teaching. In this course, students were required to write reflections that tied their past experiences with their readings for the week. I always enjoyed reading Ms. Stevens' reflections because they were insightful and well-written. In this course, Ms. Stevens also participated in several group projects with other students, in which she greatly contributed to the overall success of the projects. Ms. Stevens also took initiative to participate in activities outside of class, including watching an educational debate and taking part in activities with ISU's student affiliate of the National Association for the Education of Young Children (NAEYC).

In addition to my interactions with Ms. Stevens in the university classroom, I was also her university supervisor during her clinical placement in a private, elementary school in the fall of 2008. Ms. Stevens was placed in a kindergarten classroom with a particularly challenging group of students. From the beginning of her placement, Ms. Stevens had a natural rapport with the students. The children always appeared to be very comfortable with her as a part of the classroom team. Every time that I observed her, she was highly attentive to the students' needs and also seemed to relate very well with the classroom teacher.

Ms. Stevens has also had a number of other field experiences as a part of her educational experiences at ISU. These experiences have ranged from non-profit child care to Head Start to public schools. Currently, Ms. Stevens is completing her student teaching in an at-risk prekindergarten classroom in Marquette Heights, Illinois. In addition to her field experiences at ISU, Ms. Stevens has also served as a reading and writing tutor for a third and fourth-grade student and worked as a teacher in a two and three year-old classroom.

I have no reservations in providing a solid reference for Ms. Stevens. She is well on her way to becoming an excellent early childhood educator. Please feel free to contact me with questions.

Sincerely,

A handwritten signature in cursive script that reads "Amanda Quesenberry".

Amanda Quesenberry, Ph.D.
Assistant Professor
Illinois State University
213 DeGarmo Hall
Normal, IL 61790
Phone: 309-438-5330
E-Mail: aquesen@ilstu.edu

An equal opportunity/affirmative action university encouraging diversity

402 E. Silverspoon
Ave.
Granville, Ill. 61326



Office (815) 882-
2800
FAX (815) 339-
2628

Putnam County High School

Community Unit School District #535

To: Jay McCracken, PC Board of Education

From: Bob Peterson

I would like to recommend Heather Ballard as our new Special Education teacher at the high school. She has two years of experience at Ottawa Elementary, and wants to get into high school education. She comes highly recommended for the job.

HEATHER BALLARD

1131 Bergen Avenue - Ottawa, Illinois 61350
815-883-4142 spdtchr630@gmail.com

July 11, 2011

Mr. Bob Peterson, Principal
Putnam County High School
402 E. Silverspoon Avenue
Granville, IL 61326

Asst. Jr. sponsor

Dear Mr. Peterson,

I am interested in applying for the Special Education position at your high school for the 2011-2012 school year. Enclosed is my resume for your consideration.

In my current position, I am teaching K-4 special education as a resource/RTI teacher, focusing on Tier II and Tier III students. This position allows me to work with small groups and focus on struggling readers. I also work with three students with Autism, working on developing and implementing schedules, visual cues, and structured environments. Last year, I worked as a 3rd grade Special Education self-contained teacher for a cross-categorical classroom, before the position got cut in the district. During that time, I worked on modifying instruction to the student's individual learning abilities to meet their goals and make them feel successful. With these positions, I have gained much experience with consulting with other individuals, as well conducting meetings and organizing paperwork.

My teaching experiences have been at the elementary level, but I have a great interest in teaching at a higher level and working with students to gain the skills they will need to be successful beyond school. I gained experience with working at the high school level between a semester of block teaching at Monmouth High School in Monmouth, Illinois, where I taught Math and English Composition. I developed a unit on writing complete sentences using the Smartboard, and taught math skills in a variety of ways to reach every student. I also completed 8 weeks of student teaching at Cuba-Middle High School in Cuba, Illinois. During that time, I taught Physical Science, Math 2, Geography, English 1, English 2, and Study Skills, as well as provided Driver's Education study assistance. I worked with students on learning the material at their pace and finding ways to creatively provide hands-on opportunities for learning. I am a strong believer that students learn best by doing. I try to make everything as relatable as possible and as up to date to spark student interest. In the English 2 class I taught at Cuba High School, I created a unit on the book *Twilight*, which had come out around that time. We did a variety of projects related to the book, and I was able to capture student attention. I enjoyed my time in the high school special education classrooms and working with the older students. As well as being able to teach at a higher level, I would greatly enjoy the opportunity to get more involved with the school by coaching. I have a few years of coaching experience, and would enjoy the opportunity to take my talents to the next level.

I am compassionate about helping students feel successful in their learning and giving them opportunities to discover their strengths as they get ready for life after high school. If hired, I will provide the compassion, patience, and understanding needed to assist those students. Thank you for taking the time to look over my resume, and I hope to hear from you soon.

Sincerely,
Heather Ballard

HEATHER N. BALLARD

1131 Bergen Avenue Ottawa, Illinois 61350
(815) 883-4142 - spdtchr630@gmail.com

OBJECTIVE

To obtain a position as a High School Special Education teacher at Putnam County High School, where I can bring my passion, creativity, and my dedication to assisting students with developing the skills needed towards their independent goals.

EDUCATION

Bachelor of Science in Education – Illinois Certificates- Type 10: Special Education K-12, Type 03: Elementary Education K-9-May 2009
Western Illinois University – Macomb, Illinois – NCATE Institution
Endorsements: **Middle School, Language Arts, Social Sciences**
Overall GPA: **3.932/4.0** Major: **4.0/4.0**

Associates in Science - August 2003-May 2005
Illinois Valley Community College – Oglesby, Illinois

TEACHING EXPERIENCE:

K-4 Elementary Special Education Teacher – Resource Program/RTI – McKinley Elementary School
– Ottawa District #141 – Ottawa, Illinois – August 2010 – Present

- Plan and provide small group instruction to Tier II and Tier III reading groups.
- Manage nine students on an IEP caseload, fulfilling daily minutes based on their goals, providing behavior charts and plans for teachers, consulting weekly with general education teachers, conducting IEP meetings, and preparing the needed paperwork.
- Work with three students with Autism, providing schedules, social stories, and visual cues as needed.
- Co-teach in math with a 2nd and 3rd grade general education teacher.
- Use technology when possible in creating engaging lessons in reading to maintain student interest.

3rd Grade Special Education Teacher – Instructional Program – Jefferson Elementary School – Ottawa District #141 - Ottawa, Illinois – August 2009-June 2010

- Provided instruction to eight 3rd grade students in a self-contained cross categorical classroom, primarily with learning disabilities and mild cognitive disabilities.
- Modified instruction daily to fit the student's needs and goals using a variety of techniques.
- Established and enforced classroom routines and procedures.
- Consulted with parents, administrators, social worker, speech pathologists, occupational therapists, and physical therapists to develop individual educational plans.
- Differentiated instruction to ensure students were gaining the grade level material based on their individual learning needs.

8th Grade Volleyball Coach and 7th/8th Grade Assistant Track Coach – Shepherd Middle School – Ottawa, Illinois – 2009-2010, 2010-2011 seasons

6th Grade Girls Basketball Coach – Central Elementary School – Ottawa, Illinois – 2010/2011 season

Student Teacher – Cuba Middle-Senior High School – Cuba, Illinois -Spring 2009

- Provided instruction to 9th-12th high school students in a special education resource room in Physical Science, Math 2, Geography, English 1, English 2, and Study Skills.
- Volunteered my time to assist the 7th and 8th grade coach with practices and games.

Pre-Student Teacher – Monmouth-Roseville High School – Monmouth, Illinois - Fall 2008

- Provided instruction to 10 9th-11 high school students with learning disabilities in mathematics and 6 10th-12th high school students with learning disabilities in English Composition.
- Assisted the high school art teacher in a class of 20 9th-10th general education students in Art Foundations.
- Designed a review game for writing complete sentences using Smart Board.

RELATED EXPERIENCES

Park Supervisor – City Recreation - Ottawa, Illinois – Summer 2010

- Supervised and planned daily activities with Ottawa Recreation for children of various ages.

Direct Service Provider – Bridgeway – Macomb, Illinois – March 2005 to May 2009 (full time)

- Assisted 8 individuals with a variety of disabilities to live as independently as possible in the residential setting and out in the community.

Head Female Counselor – Easter Seals Camp Wawbeek – Wisconsin Dells, Wisconsin – Summer of 2008 and 2009 (seasonal)

- Helped direct a camp for individuals with physical and cognitive disabilities, overlooking all campers and staff.

AmeriCorps Counselor At Large – Easter Seals Camp Wawbeek – Wisconsin Dells, Wisconsin – Summer 2005 (seasonal)

- Volunteered my service at a camp for individuals with physical and cognitive disabilities through AmeriCorps.

AFFILIATIONS

- Illinois Education Association
- International Reading Association

SKILLS

- Proficient in Microsoft Office applications Word, Excel, Outlook, and PowerPoint
- CPR certified – Adult and Child
- First Aid Certified
- Trained in Non-Violent Crisis Prevention Intervention (CPI) -2005-2010
- Knowledge with using Smartboards, Mimios, and iPads in the classroom.

PROFESSIONAL DEVELOPMENT

- Response to Intervention: Intervening with Students in Reading - 2011
- Guided Reading: Differentiating Using Small Group Instruction – 2011
- 3 Day Sessions on Autism (Social, Communication, Structured Teaching) – 2010
- Differentiated Instruction – 2010
- International Reading Conference in Chicago (3 Days of Sessions) – 2010

PROFESSIONAL REFERENCES
for HEATHER BALLARD

Cleve Threadgill
Principal of Jefferson Elementary School
1709 Columbus Street
Ottawa, Illinois 61350
School e-mail: cthreadgill@d141.lasall.k12.il.us
Cell Number: 815.252.4694
Work phone: 815.434.0726

Moriah Mott
L.E.A.S.E Coordinator
1009 Boyce Memorial Drive
Ottawa, Illinois 61350
E-mail: mmott@lease-sped.org
Work Phone: 815.433.6433

Lori Lane
Speech/Language Pathologist at Jefferson Elementary School
1709 Columbus Street
Ottawa, Illinois 61350
School e-mail: llane@d141.lasall.k12.il.us
Work phone: 815.434.0726

Barb Diederich
Teacher Assistant at Jefferson Elementary School
1709 Columbus Street
Ottawa, Illinois 61350
School e-mail: bdiederich@d141.lasall.k12.il.us
Work phone: 815.434.0726

Jeremy Lambe
Special Education Coordinator
Ottawa Elementary District #141
320 West Main Street
Ottawa, Illinois 61350
School e-mail: jlambe@d141.lasall.k12.il.us
Work Phone: 815.433.1133 ext. 6004

Rebecca Evans
7th Grade Volleyball Coach – Shepherd Middle School
701 East McKinley Road
Ottawa, Illinois 61350
School e-mail: revans@d141.k12.lasall.il.us
Cell Phone: 319.572.375

BOARD OF EDUCATION

Michael Bannister
Kelly Ann Davis
Ron Henson
Maribeth Manigold
Stephen Omolecki
Frank M. Polancic
Thomas Thrush

SPECIAL EDUCATION DEPARTMENT

JEREMY LAMBE, Director
320 West Main Street
Ottawa, Illinois 61350
T: (815) 433-1133, ext.4
F: (815) 433-1888

Ottawa Elementary Schools
DISTRICT NO. 141
CRAIG M. DOSTER, SUPERINTENDENT

March 22, 2011

To Whom It May Concern:

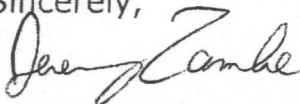
I am writing this letter of recommendation for Ms. Heather Ballard as she pursues career opportunities in the special education teaching profession. I have had the opportunity to work with Ms. Ballard over the course of the 2009-2011 school years. During this time, Ms. Ballard has done an outstanding job of serving the students and parents of Jefferson Elementary School and McKinley Elementary School.

During her first year in the Ottawa Elementary School District, Ms. Ballard was a self-contained, cross-categorical special education teacher. Heather brought creativity, innovation, and a student-centered approach to her classroom. During Heather's second year as a resource teacher, she brought these same noteworthy instructional innovations to the general education environment. Ms. Ballard has also proven to be well organized and enthusiastic as a special education casemanager. Her IEPs and other special education responsibilities have always been completed punctually and accurately. Finally, Ms. Ballard has taken it upon herself to be involved with extracurricular activities and coaching, showing her personal investment with the Ottawa Elementary community.

Without hesitation I would recommend Ms. Heather Ballard for a special education teaching position of her choosing. It would be a great loss to the Ottawa Elementary School District if Ms. Ballard leaves her current position, but in my opinion the institution for which she works will be the better for her appointment.

If I can be of further assistance, please do not hesitate to contact me at (815) 433-1133.

Sincerely,



Jeremy Lambe
Director of Special Services
Ottawa Elementary School District

February 1, 2011

To Whom It May Concern:

Please accept the enclosed letter of recommendation for Ms. Heather Ballard. I have worked with Heather Ballard for the last 2 years at Ottawa Elementary Schools. Last year, she was a special education teacher in the self contained Instructional Program that is located in Jefferson School where I am the Speech/Language Pathologist. Heather has been a tremendous asset to Ottawa Elementary Schools. I have had the opportunity to observe Heather's professional skills as well as her interpersonal style. She is consistently pleasant, and takes on all assignments with enthusiasm and dedication.

Heather is very effective at meeting the needs of each child on her caseload. She has created many materials and plans individualized lessons according to each child's learning style and academic needs. She has established a good rapport with parents, coworkers and her students. She has good time management skills and completes all of the necessary paperwork thoroughly. Her classroom is very neat and organized. Heather's work ethic is too be commended as she is committed to her profession and each individual student's needs. It is without reservation that I would recommend Heather for any position that you may have in your district. She would be a valuable asset.

If I may provide you with any further information in your consideration of Ms. Heather Ballard, please feel free to contact me.

Sincerely,

Lori Lane, M.S. CCC-SLP/L

Lori Lane, M. S. CCC-SLP/L
Speech/Language Pathologist
Jefferson Elementary School
Ottawa District #141
815-434-0726 /815-488-7728

1/31/11

To whom it may concern,

Heather Ballard had been the teacher in our 3rd grade self contained classroom for the school year 2009-2010. I have been her teaching assistant. Heather came well prepared for her first year at Jefferson School. In this capacity she was consistent, compassionate and reliable.

When she began her teaching here, it was immediately evident that Heather had a love for the profession and a sincere interest in and concern for her students. She always came up with creative lessons that proved to be effective for her less capable students.

Heather wrote detailed and well thought out plans for her class and also provided me with great direction on what she expected from me. I have worked with many different teachers in the past 14 years, and Heather has been one of the best by far. Heather has treated me with respect and professionalism. She was always willing to adjust her lesson plans at anytime if she thought they could be improved.

Heather's classroom management style seemed closer to that of a veteran teacher than to a first year teacher. Her maturity in dealing with the many different needs of her students was evident and, as a result, commanded real respect from her students.

The papers, worksheets and tests that Heather assigned to the students were immediately graded and returned to the students. She maintained a level of efficiency that was fueled by her obvious work ethic and her professional concern for her students' progress. No time was wasted in her class.

Heather took the initiative to create many colorful, creative and effective bulletin boards relating to the work being done and the units studied in class. She became ever more efficient in her teaching, keeping lists of students who owed work on the board as well as announcing the homework assigned each day. She also made sure she kept in close contact with the parents each day by writing something about them in their notebooks.

Wherever Heather decides to accept a teaching position, I know with all confidence that she will do an outstanding job and become an asset to the school district fortunate enough to have her as a teacher.

Respectfully submitted,



Barbara Diederich
Teaching Assistant
Jefferson School
Ottawa, Illinois

March 24, 2011

To Whom it May Concern:

This letter is my personal recommendation for Heather Ballard. Heather and I coached 7th and 8th grade volleyball together during the 2010-2011 season. I found her to be consistently motivated and organized as a volleyball coach.

Heather is a great coach. She built a good rapport with the players and parents during the volleyball season. These positive relationships were a direct result of her constant communication with players and parents. Heather established guidelines for her volleyball team to follow and held the players accountable for their choices on and off of the court. In an instance where Heather was approached by a parent, she remained calm and was able to converse with this parent in a very honest yet unthreatening way. Heather gained the respect and trust of that parent following their conversation. Her ability to communicate in such a poised manner is very admirable.

As it was my first season coaching, I followed Heather's lead. The first thing I noticed was how Heather managed practices. She always had an objective for each practice and ran drills to achieve the daily goals. When working with the large group Heather provided excellent explanation and examples. Likewise, when working with smaller groups, she gave them quality constructive criticisms to aid in their skill development. Heather considered individual learning styles when working one on one with players. For visual learners she drew charts and physically walked the tactile learners through plays. Her ability to coach to various learning styles brought the best out in the players. Heather has a very special way of reaching people and has an innate way of seeing the big and small pictures.

I highly recommend Heather Ballard for any position in which she is qualified. Her capabilities as a coach certainly stem from her success as a teacher. She would truly be an asset to any school school district. Please feel free to contact me by phone (319)572-3751 or by e-mail revans@d141.k12.lasall.il.us.

Sincerely,



Rebecca E. Evans

Superintendent Goals
Revised July 14, 2011

1. The superintendent will lead the administrative team to implement a growth model for student achievement, providing a minimum of quarterly reports to the Board of Education regarding student achievement. *The superintendent will develop clear, user-friendly reports of student achievement data in conjunction with the administrative team. These reports may indicate formative or summative outcomes for student achievement.*
2. *The superintendent will maintain an up-to-date website. The superintendent may delegate this work to others, and the calendar of events is to be updated regularly.*
3. The superintendent will work closely with the Board of Education Finance Committee, administrative team, and district office to develop, implement, and monitor the district budget. State funding updates will be provided to the Board of Education. *The superintendent will report to the Board the status of financial investments on a monthly basis. In addition, the superintendent will create a Board-level financial calendar to keep the Board informed of upcoming issues.*
4. The superintendent will provide the Board of Education an updated multi-year budget projection, reflecting the latest changes in funding from the State of Illinois and federal government. The Board of Education Finance Committee will be involved in this process.
5. *The superintendent will participate in professional development activities related to district issues, leadership, or current events.*
6. *The superintendent will organize a Board/administrator retreat in order to foster a more productive relationship with both parties.*
7. The superintendent will monitor and implement the district Life Safety Plan, including input from the Board of Education committees.