

SHAKOPEE PUBLIC SCHOOLS



SCHOOL BOARD AGENDA





September 9, 2019
6:00 PM

1. CALL TO ORDER SCHOOL BOARD WORK SESSION AND ROLL CALL - CHAIR BOWERMAN
2. PLEDGE OF ALLEGIANCE
3. CONSIDERATION OF AGENDA AS PRESENTED
4. DISCUSSION
5. DISCUSSION AND POSSIBLE ACTION
6. INFORMATION
 6. 1. FY2019 Facilities Rental 3
Presenter: John Janke
 6. 2. Community Facilities Task Force 15
Presenter: Superintendent Redmond and School Board CFTF Members
 6. 3. Teaching & Learning Summer PD 16
Presenter: Nancy Thul, Nika Summer and Annie Rients
 6. 4. North Star & ESSA Results 24
Presenter: Testing & Assessment Supervisor Ford Rolfsrud
 6. 5. Connect & Assess Start of the Year
Presenter: Elementary Principals
7. ACTION
8. OTHER
9. UPCOMING MEETINGS AND IMPORTANT DATES 47

September 9, 2019 6:00PM School Board Work Session Board Room
September 10, 2019 7:00-8:00PM Community Survey Presentation
Red Oak Elementary - Red Hawk Cluster, 7700 Old Carriage CT
September 23, 2019 5:00PM Finance Committee Meeting District Office Room 202
September 23, 2019 5:00PM Policy Committee Meeting District Office Room 202
September 23, 2019 6:00PM School Board Business Meeting Board Room
September 25, 2019 5:00PM Facilities Committee Meeting Board Room
10. ADJOURNMENT OF SCHOOL BOARD WORK SESSION

FACILITIES UPDATE

Presenter: Facilities and Activities Supervisor John Janke




FACILITIES UPDATE

- Fiscal Year '19:
 - Revenue generated: \$190K
 - Roughly 80%: New rentals



EVENT HIGHLIGHTS

- Hosted a day with Ottobock:
 - German prosthetics company that utilized our track facility for a day to test new prosthetics
- Several Basketball and Volleyball Tournaments:
 - Biggest: Girls State AAU Basketball Tournament in May (300+ teams here for the weekend)




EVENT HIGHLIGHTS

- We have also hosted Wrestling, Soccer, and Taekwondo at the High School.
- Over the summer: Shakopee Youth Tournaments (Baseball, Softball, Tennis, Lacrosse, and Soccer)
- Minnesota United Academy program: Camps, clinics and practices



EVENT HIGHLIGHTS

- Past spring: Hosted the Minnesota Band Directors Associations Honor Band Weekend
- Two National level Dance Competitions



EVENT HIGHLIGHTS

- Regularly host an Aquatics Club for practice
 - Picked up another Club this summer to support them with some additional summer needs they had while their normal sites were unavailable
- Supported community partner, Valleyfair, with spring pool time to train and certify lifeguards for the summer season





OUR FIELD HOUSE IN USE DURING A BASKETBALL TOURNAMENT!




1. THRUST STAGE: CONGRESSWOMEN ANGIE CRAIG HELD A TOWN HALL MEETING
2. THE COMMONS: BENGALI ASSOCIATION OF MN
3. COMMUNITY ROOM: USA SOCCER CERTIFICATION

FACILITIES UPDATE

EVENT HIGHLIGHTS

- MNUSA Wrestling held a training camp in the Field House: Highlighted by an address from Olympic Gold Medalist and 4x World Champion Jordan Burroughs
- Revolution Talent Competition: A large dance competition hosted by a company out of New Jersey
- Taekwondo Tournament held in the Field House



FACILITIES UPDATE

- Nearly all groups that have held events in our facilities have either already rebooked or we are working on new bookings.
- One group in particular booked three weekends this past year and has already rebooked three weekends once again, and added three more events.



FACILITIES UPDATE

- Still to date, we have not had to do any marketing to generate interest. Everything that has come to us has been word of mouth from folks who have been here previously.
- While the first year has gone well (better than I thought it could have), I would still say we have plenty of future potential.
- On average, at least weekly I speak with someone about potential new opportunities.



QUESTIONS?

FACILITIES UPDATE



AGENDA

CFTF Meeting
Wednesday, September 18, 2019
6:00 p.m. – 8:00 p.m.

1. Thoughts Since Last Meeting?
 - CFC Utilization/Terminology
2. Tour
 - Tour Download
3. Early Childhood Philosophy
 - Statistics (Enrollment, Market Share, Waiting List)
 - Future Needs/Deficiencies
4. Comparisons
 - In District
 - Neighboring Districts
5. Discussion
 - Key Takeaways/Conclusions
6. Information Requests

Next Meeting (s): Thursday, October 3, 2019, 6:00 p.m. – 8:00 p.m.
Tuesday, October 15, 2019, 6:00 p.m. – 8:00 p.m.
Monday, November 4, 2019, 6:00 p.m. – 8:00 p.m.
Tuesday, November 12, 2019, 6:00 p.m. – 8:00 p.m.

Oh! The Things You Will Learn!

Summer Professional Development 2019



**The MESSY and FUN Work of Journey
Mapping our LEARNING!**

Workshops/Trainings/Curriculum Writing

JUNE

- ◆ Advanced Course Training
- ◆ Curriculum Writing
- ◆ AVMR Math Training
- ◆ AP Training
- ◆ Integrated Curriculum for Grades 1-3

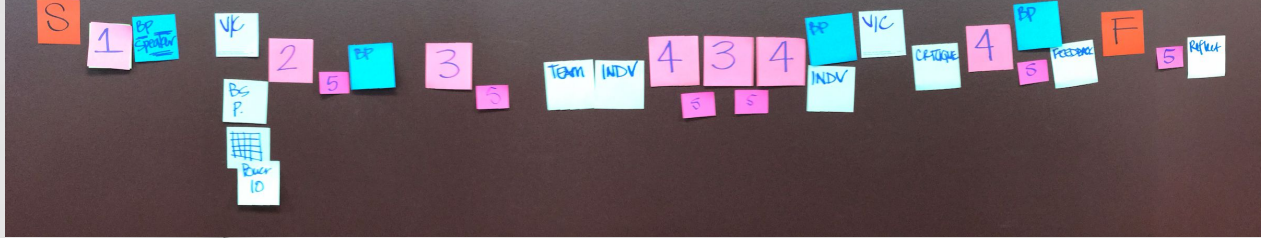
JULY

- ◆ Integrated Curriculum for Grades 4-5


AUGUST

- ◆ SpEd Institute
- ◆ SIOP Institute
- ◆ Science Institute
- ◆ New Teacher Induction

Advanced Course Training



Integrated Curriculum



What would it take to live off the grid?

Interdisciplinary Project | Grade 5 | 15 hours



Who are we? We are SUPERHEROES!
(How Can I Become a Positive Global Citizen?)

Interdisciplinary Project | Grade 3 | 30 hours



What Makes Shakopee Cool?

Through the Lens of Literacy and Social Studies

Interdisciplinary Project | Grade 4 | 8-10 Days



Save the City!

Interdisciplinary Project | Grade 2 | 30-35 hours

Special Education Institute



SIOP Institute

TEACHING TECHNIQUES

- * TABLE TALK
- * WHAT DID YOU HEAR
- * THAT'S ME! THAT'S
- * MOST IMPORTANT
- * STAND UP SIT
- * TERM WORD
- * CLAPS
- * STAND UP
- * READ UP
- * STAND
- * SE

TEACHING TECHNIQUES

- * PLUS (+) / DELTA (Δ)
- * DELTA TREASURE HUNT
- * K W (H) L
- * PAIR SHARE TRADE
- * PASS THE NOTECARD
- * PREDICTING OBJECTIVES
- * QUIZ QUIZ TRADE
- * WORD GENERATION
- * CHECK IT (✓) OR ADD IT (+)


taxation
Representation
patricia

WHAT LANGUAGE WILL STUDENTS NEED TO MEET CONTENT OBJECTIVE?

Red coat
tyrant/tyranny

HOW CAN I MOVE MY STUDENTS ENGLISH LANGUAGE FORWARD IN THE LESSON

<p>ACADEMIC VOCABULARY</p> <ul style="list-style-type: none"> CONTENT? GENERAL ACADEMIC? WORD PAIRS? 	<p>LANGUAGE FUNCTIONS</p> <p>HOW DO STUDENTS USE LANGUAGE?</p> <p>Cause effect If-then As a result</p>
<p>LANGUAGE STRUCTURES</p> <p>How will GRAMMAR BE USED/ SUPPORT READ/WRTING?</p> <p>oppositive indep. clause passive VOICE past tense past perfect</p>	<p>LANGUAGE LEARNING STRATEGIES</p> <p>How do I HELP MY KIDS DECIPHER COMPLEX TEXT??</p> <p>summary assistant summary 1000 1 ↔</p>



New Teacher Induction



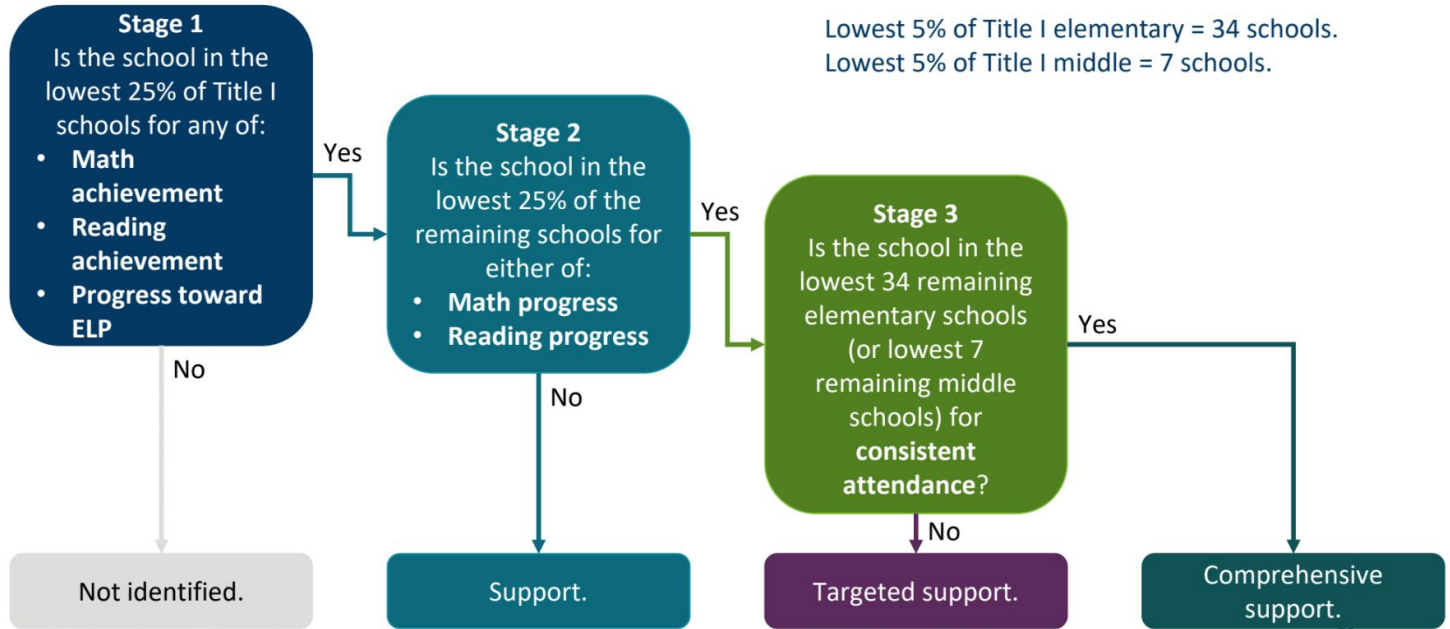


North Star Accountability Results

School Board Meeting September 9, 2019

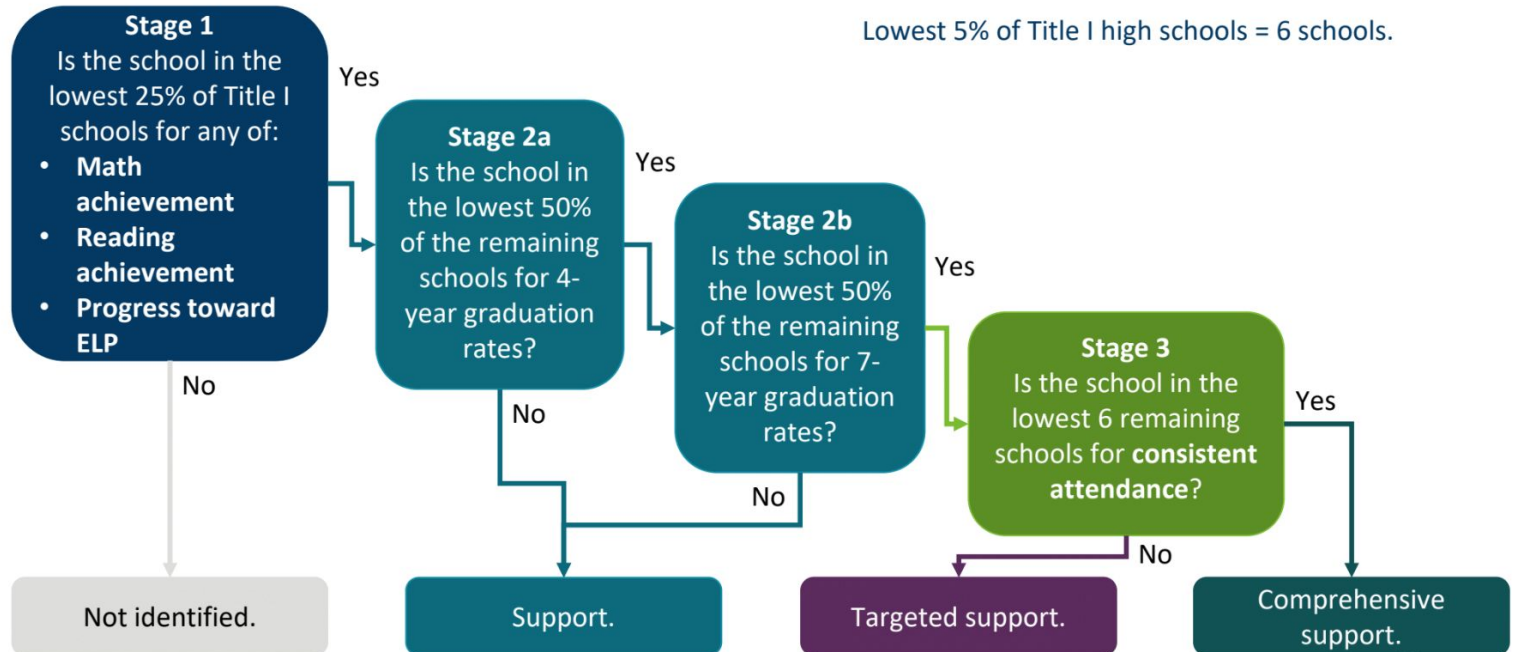
Elementary and Middle School Support Flow Chart

Elementary and middle school



High School Support Flow Chart

High school

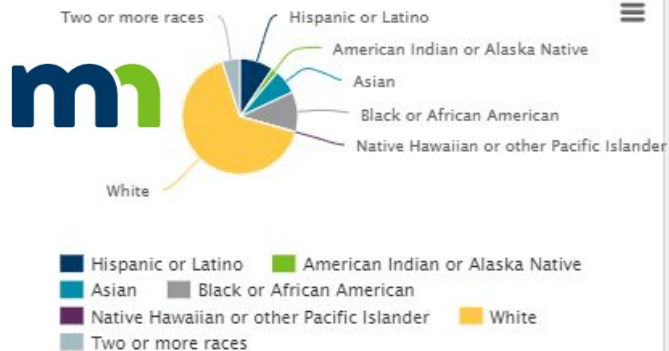


Statewide



2019 Enrollment by Race/Ethnicity

Note: Data are reported by fiscal year based on October 1 enrollment for the most recent year available. The fiscal year is the year in which the school year ends (e.g., 2017 is the 2016-2017 school year).



Race/Ethnicity	Count	Percent
Hispanic or Latino	84,784	9.5%
American Indian or Alaska Native	14,839	1.7%
Asian	60,989	6.9%
Black or African-American	99,604	11.2%
Native Hawaiian or other Pacific Islander	771	0.1%
White	584,296	65.7%
Two or more races	44,021	5.0%
All students	889,304	100.0%

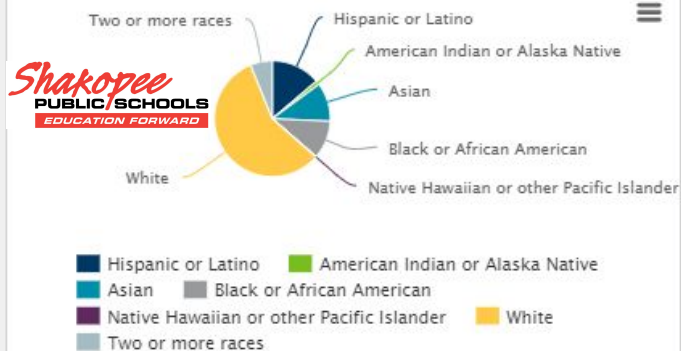


Shakopee Public School District



2019 Enrollment by Race/Ethnicity

Note: Data are reported by fiscal year based on October 1 enrollment for the most recent year available. The fiscal year is the year in which the school year ends (e.g., 2017 is the 2016-2017 school year).



Race/Ethnicity	Count	Percent
Hispanic or Latino	1,147	13.8%
American Indian or Alaska Native	88	1.1%
Asian	901	10.8%
Black or African-American	890	10.7%
Native Hawaiian or other Pacific Islander	7	0.1%
White	4,777	57.4%
Two or more races	509	6.1%
All students	8,319	100.0%

2019 Enrollment by Other Criteria



	Count	Percent
English learner	74,315	8.4%
Special education	143,925	16.2%
Free/Reduced-Price meals	323,572	36.4%
Homeless	8,079	0.9%

2019 Enrollment by Other Criteria



	Count	Percent
English learner	974	11.7%
Special education	1,292	15.5%
Free/Reduced-Price meals	2,879	34.6%
Homeless	51	0.6%

The indicators



Academic Achievement

The number of students at the “Meets Standards” or “Exceeds Standards” achievement levels divided by all students in tested grades. Calculated separately for **math** and **reading**.



Progress Toward English Language Proficiency

The average progress English learners made toward individual growth targets on the ACCESS for ELLs test.




Academic Progress

A score based on students’ achievement levels from one year to the next. Calculated separately for **math** and **reading**.



Graduation Rates

The percentage of students who graduated in **four years** and **seven years**.



Consistent Attendance

The percentage of students attending more than 90 percent of the days they are enrolled.

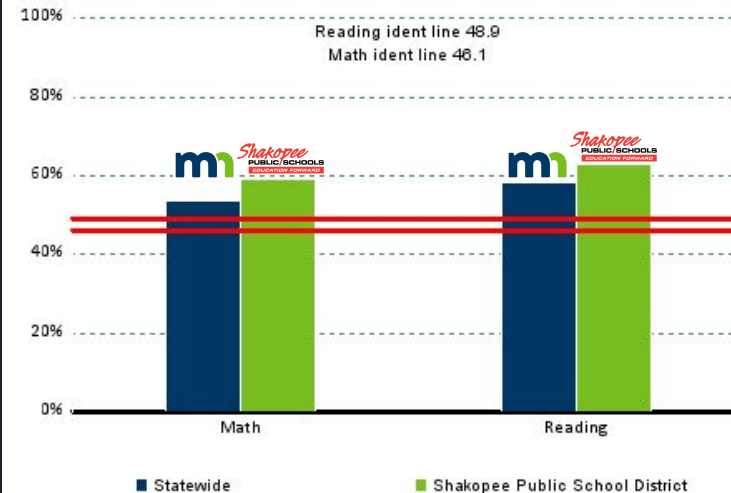
Stage 1 Indicators

Academic Achievement Rate

Academic Achievement Rate

These are the students who have met or exceeded standards on state tests.

All students expected to test are included.



<u>Organization</u>	<u>Math Rate</u>	<u>Math Numerator Count</u>	<u>Math Count</u>	<u>Reading Rate</u>	<u>Reading Numerator Count</u>	<u>Reading Count</u>
Statewide	53.85%	244,717	454,421	58.28%	267,452	458,830
Shakopee Public School District	59.27%	2,499	4,216	63.12%	2,703	4,282



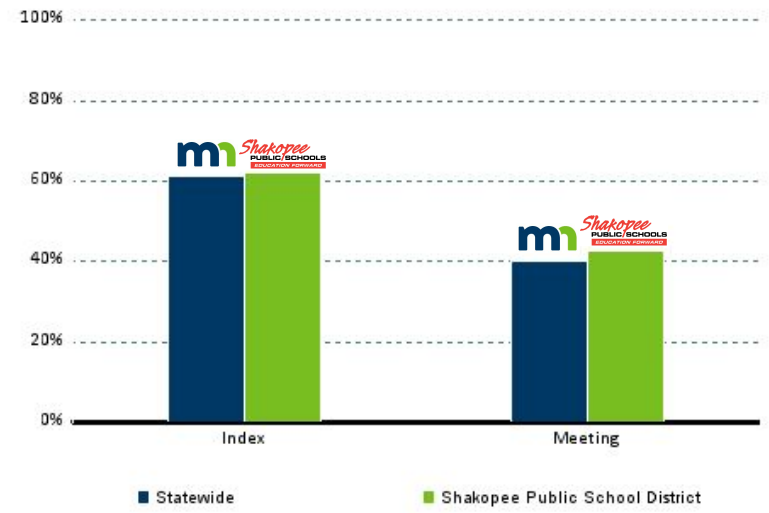
Stage 1 Indicators

Progress Toward English Language Proficiency

Progress Toward English Language Proficiency

Average Progress towards Targets (also referred to as ELP Index) is the average amount of progress English Learners made toward their individual goals on a test of English Language proficiency.

The Percent of ELs Meeting targets is the percentage of English Learners who reached or went past their target.



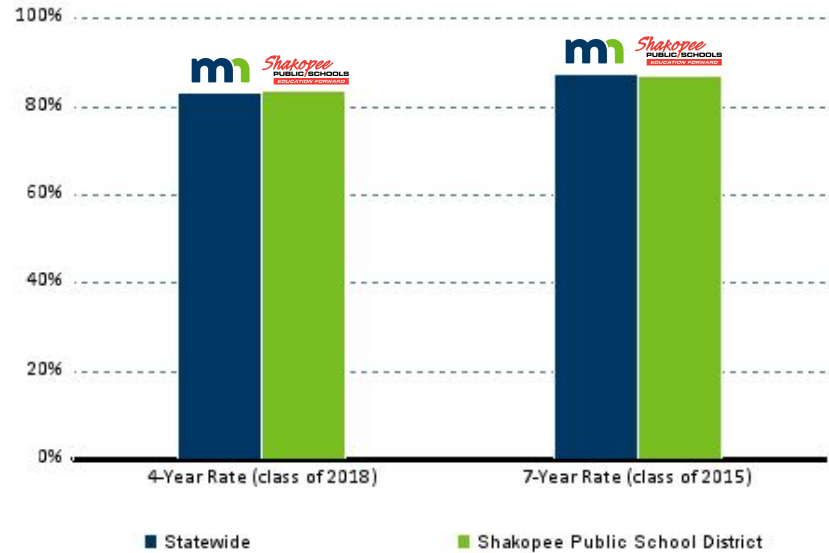
<u>Organization</u>	<u>ELP Index</u>	<u>ELP Index Count</u>	<u>EL Meeting Target</u>	<u>EL Meeting Target Count</u>
Statewide	61.38	58,518	40.13%	23,485
Shakopee Public School District	62.19	739	42.89%	317

Stage 2 Indicators

Graduation

Graduation

Only four and seven year rates are included in accountability determinations.



<u>Organization</u>	<u>4-Year Rate</u>	<u>4-Year Numerator Count</u>	<u>4-Year Denominator Count</u>	<u>7-Year Rate</u>	<u>7-Year Numerator Count</u>	<u>7-Year Denominator Count</u>
Statewide	83.20%	55,869	67,148	87.53%	57,612	65,816
Shakopee Public School District	83.44%	529	634	86.82%	428	493



Stage 2 Indicators

Academic Progress Calculation

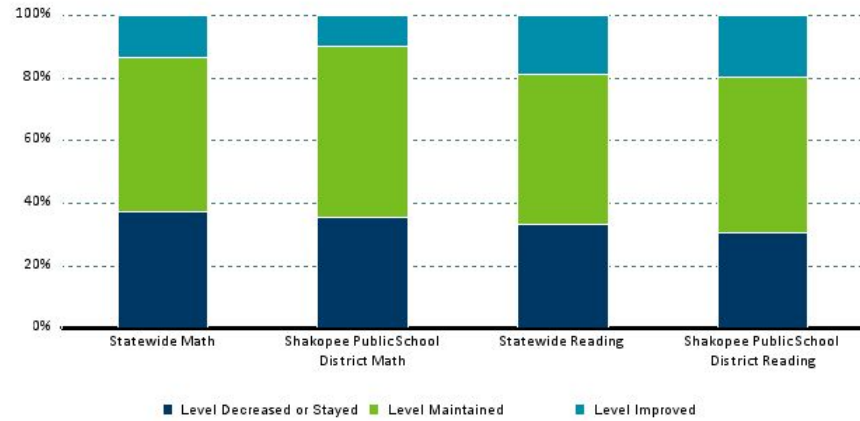
This Year → Previous Year ↓	Does Not Meet Standards	Partially Meets Standards	Meets Standards	Exceeds Standards
Exceeds Standards	0	0	0	3
Meets Standards	0	0	2	5
Partially Meets Standards	0	2	6	9
Does Not Meet Standards	0	8 33	12	15

Stage 2 Indicators

Academic Progress

Academic Progress

Progress measures whether students' achievement levels are improved or maintained.



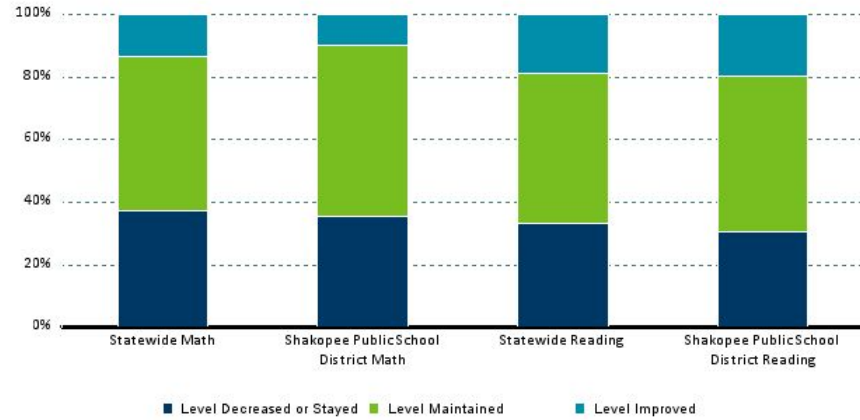
Subject	Organization	Achievement Level Decreased Or Stayed "Does Not Meet Standard"	Achievement Level Decreased Or Stayed "Does Not Meet Standard"	Achievement Level Maintained	Achievement Level Maintained	Achievement Level Improved	Achievement Level Improved	Average Progress Score
		Rate	Count	Rate	Count	Rate	Count	
Math	Statewide	37.24%	117,696	49.42%	156,175	13.34%	42,166	2.01
	Shakopee Public School District	35.66%	1,068	54.46%	1,631	9.88%	296	1.90
Reading	Statewide	33.06%	104,687	48.07%	152,235	18.87%	59,748	2.34
	Shakopee Public School District	30.57%	915	49.58%	1,484	19.85%	594	2.43





Stage 2 Indicators

Academic Progress

Academic Progress

Progress measures whether students' achievement levels are improved or maintained.








Subject	Organization	Achievement Level Decreased Or Stayed "Does Not Meet Standard" Rate	Achievement Level Decreased Or Stayed "Does Not Meet Standard" Count	Achievement Level Maintained Rate	Achievement Level Maintained Count	Achievement Level Improved Rate	Achievement Level Improved Count	Average Progress Score
Math	Statewide 	37.24%	117,696	49.42%	156,175	13.34%	42,166	2.01
	Shakopee Public School District 	35.66%	1,068	54.46%	1,631	9.88%	296	1.90
Reading	Statewide 	33.06%	104,687	48.07%	152,235	18.87%	59,748	2.34
	Shakopee Public School District 	30.57%	915	49.58%	1,484	19.85%	594	2.43

Academic Progress

Progress measures whether students' achievement levels are improved or maintained.









<u>Subject</u>	<u>Organization</u>	 <u>Achievement Level Decreased Or Stayed "Does Not Meet Standard" Rate</u>	<u>Achievement Level Decreased Or Stayed "Does Not Meet Standard" Count</u>	<u>Achievement Level Maintained Rate</u>	<u>Achievement Level Maintained Count</u>	<u>Achievement Level Improved Rate</u>	<u>Achievement Level Improved Count</u>	<u>Average Progress Score</u>
Math	Statewide	 37.24%	117,696	49.42%	156,175	13.34%	42,166	2.01
	Shakopee Public School District	 35.66%	1,068	54.46%	1,631	9.88%	296	1.90
Reading	Statewide	 33.06%	104,687	48.07%	152,235	18.87%	59,748	2.34
	Shakopee Public School District	 30.57%	915	49.58%	1,484	19.85%	594	2.43

Academic Progress

Progress measures whether students' achievement levels are improved or maintained.



<u>Subject</u>	<u>Organization</u>	 <u>Achievement Level Decreased Or Stayed "Does Not Meet Standard" Rate</u>	<u>Achievement Level Decreased Or Stayed "Does Not Meet Standard" Count</u>	 <u>Achievement Level Maintained Rate</u>	<u>Achievement Level Maintained Count</u>	<u>Achievement Level Improved Rate</u>	<u>Achievement Level Improved Count</u>	<u>Average Progress Score</u>
Math	Statewide	 37.24%	117,696	49.42%	156,175	13.34%	42,166	2.01
	Shakopee Public School District 	35.66%	1,068	54.46%	1,631	9.88%	296	1.90
Reading	Statewide	 33.06%	104,687	48.07%	152,235	18.87%	59,748	2.34
	Shakopee Public School District 	30.57%	915	49.58%	1,484	19.85%	594	2.43

Stage 2 Indicators

Academic Progress in Shakopee

Math Academic Progress

The table below represents the total number of students represented in each cell used for accountability.

<u>Last Year Status</u>	<u>This Year Does Not Meet</u>	<u>This Year Partially Meets</u>	<u>This Year Meets</u>	<u>This Year Exceeds</u>
Exceeds	0	8	249	697
Meets	24	222	704	175
Partially Meets	127	353	134	5
Does Not Meet	325	83	7	0

Stage 2 Indicators

Academic Progress in Shakopee

Reading Academic Progress

The table below represents the total number of students represented in each cell used for accountability.

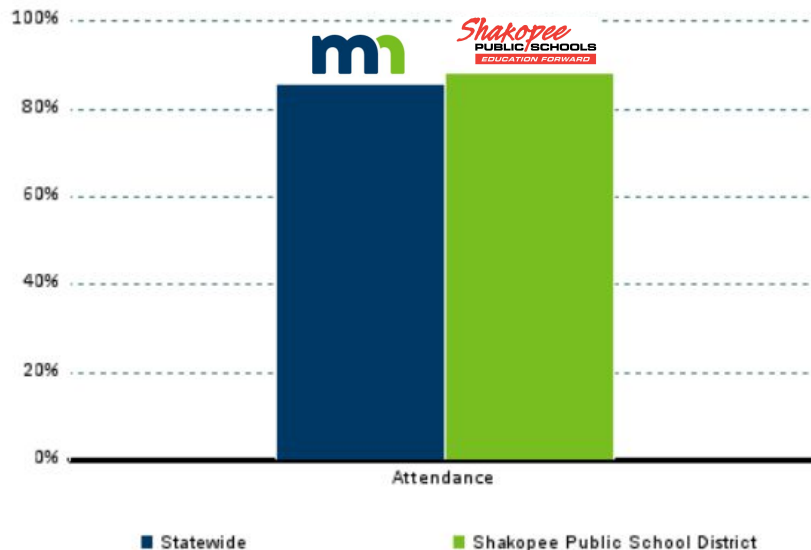
<u>Last Year Status</u>	<u>This Year Does Not Meet</u>	<u>This Year Partially Meets</u>	<u>This Year Meets</u>	<u>This Year Exceeds</u>
Exceeds	0	8	250	495
Meets	59	173	891	243
Partially Meets	130	204	196	10
Does Not Meet	319	97	36	0

Stage 3 Indicator

Consistent Attendance

Consistent Attendance

This is a measure of students who attend more than 90 percent of the time they are enrolled.



<u>Organization</u>	<u>Consistent Attendance Rate</u>	<u>Consistent Attendance Numerator Count</u>	<u>Consistent Attendance Denominator Count</u>
Statewide	85.55%	672,967	786,577
Shakopee Public School District	88.28%	6,632	7,512



Shakopee Schools Identified for Support

Shakopee High School

- 4-Year Graduation Rate of Special Education Students was below 67%
 - 64.11% average from 2015-2017
- 4-Year Graduation Rate of English Language Learners was below 67%
 - 59.37% average from 2015-2017



Shakopee Schools Identified for Support

Shakopee High School

- Special Education Graduation Rates
 - 2017 Cohort = 59.49%
 - 2018 Cohort = 72.62%
- English Learners Graduation Rates
 - 2017 Cohort = 52.50%
 - 2018 Cohort = 63.04%



Shakopee Schools Identified for Support

Tokata Learning Center

- 4-year Graduation Rate of All Students was below 67%
 - 37.44% average from 2015-2017
- 4-Year Graduation Rate of students eligible for free or reduced price lunch was below 67%
 - 34.33% average from 2015-2017



Shakopee Schools Identified for Support

Tokata Learning Center

- All Students Graduation Rates
 - 2017 Cohort = 21.57%
 - 2018 Cohort = 29.09%
- Free/Reduced Graduation Rates
 - 2017 Cohort = 25.00%
 - 2018 Cohort = 28.21%



Tokata Recognized for Achievement

7-Year Graduation Rate of All Students from 2015-2017 was 85.81% on average.

What does it mean to be identified?

World's Best Workforce

- ◆ WBWF Legislation
- ✦ Shakopee Summary Reports
- ✦ Achievement Goals
- ◆ Student Progress & Monitoring
- ◆ Strategies for Improving Achievement
- ◆ Programming for Improving Achievement
- ◆ Community Satisfaction
- ◆ Curriculum Development and Implementation
- ✦ Staff Development Report
- ✦ Achievement & Integration
- ◆ Public Meeting 10/15/2018
- ◆ ESSA Required Plans

Home » Teaching & Learning World's Best Workforce

ESSA Required Plans

- 📄 [Shakopee High School Improvement Plan Overview](#)
- 📄 [Shakopee High School CNA Summary Report](#)
- 📄 [Tokata Learning Center School Improvement Plan Overview](#)

**2019 Shakopee Public Schools
School Board Meeting Dates and other important dates**

Date	Time	Type of Meeting	Location
August 12, 2019	4:00PM	School Board Communications Committee Meeting	District Office Board Room, 1200 Town Square
August 12, 2019	5:00PM	School Board Personnel Committee Meeting	District Office Room 202, 1200 Town Square
August 12, 2019	6:00PM	School Board Work Session	District Office Board Room, 1200 Town Square
August 26, 2019	5:00PM	School Board Finance Committee Meeting	District Office Room 202, 1200 Town Square
August 26, 2019	5:00PM	School Board Policy Committee Meeting	District Office Room 202, 1200 Town Square
August 26, 2019	6:00PM	School Board Business Meeting	District Office Board Room, 1200 Town Square
August 28, 2019	5:00PM	School Board Facilities Committee Meeting	District Office Board Room, 1200 Town Square
September 9, 2019	6:00PM	School Board Work Session	District Office Board Room, 1200 Town Square
September 23, 2019	5:00PM	School Board Finance Committee Meeting	District Office Room 202, 1200 Town Square
September 23, 2019	6:00PM	School Board Business Meeting	District Office Board Room, 1200 Town Square
September 25, 2019	5:00PM	School Board Facilities Committee Meeting	District Office Board Room, 1200 Town Square
October 14, 2019	5:00PM	School Board Personnel Committee Meeting	District Office Room 202, 1200 Town Square
October 14, 2019	6:00PM	School Board Work Session	District Office Board Room, 1200 Town Square
October 28, 2019	5:00PM	School Board Finance Committee Meeting	District Office Room 202, 1200 Town Square
October 28, 2019	6:00PM	School Board Business Meeting	District Office Board Room, 1200 Town Square
October 30, 2019	5:00PM	School Board Facilities Committee Meeting	District Office Board Room, 1200 Town Square
November 18, 2019	5:00PM	School Board Finance Committee Meeting	District Office Room 202, 1200 Town Square
November 18, 2019	6:00PM	School Board Business Meeting	District Office Board Room, 1200 Town Square
November 20, 2019	5:00PM	School Board Facilities Committee Meeting	District Office Board Room, 1200 Town Square
December 9, 2019	5:00PM	School Board Finance Committee Meeting	District Office Room 202, 1200 Town Square
December 9, 2019	6:00PM	Truth in Taxation Hearing & School Board Business Meeting	District Office Board Room, 1200 Town Square
December 11, 2019	5:00PM	School Board Facilities Committee Meeting	District Office Board Room, 1200 Town Square



Shakopee Public Schools 2019-20 School Calendar

August 2019	
August 19-22.....	New Teacher Fall Workshop
August 26-29.....	Teacher Fall Workshop

September 2019	
September 2.....	No School - Labor Day
September 3-4.....	Elementary Connect Days (Grades E-5)
September 3.....	Student 1st Day of School (Grades 6-12)
September 5.....	Student 1st Day of School (Grades E-5)
September 26.....	Student 2-Hour Early Release K-12

October 2019	
October 16.....	No School - Teacher Staff Development Day
October 17-18.....	No School - Fall Break

November 2019	
November 7	1st Quarter Ends
November 7.....	Student 2-Hour Early Release K-12
November 8.....	No School - Teacher Planning Day
November 27-29.....	No School - Thanksgiving Break

December 2019	
December 20.....	No School - Early Childhood Only (PD day)
December 23-Jan 1.....	No School - Winter Break

January 2020	
December 23-Jan 1.....	No School - Winter Break
January 20.....	No School - No Teachers - MLK, Jr. Day
January 23.....	1st Semester Ends
January 23.....	Student 2-Hour Early Release K-12
January 24.....	No School - Teacher Planning Day

February 2020	
February 14.....	No School - All Teacher Staff Development Day
February 17.....	No School - Presidents' Day Break

March 2020	
March 26.....	3rd Quarter Ends
March 26.....	Student 2-Hour Early Release K-12
March 27.....	No School - Teacher Planning Day
March 30-April 3.....	No School - Spring Break

April 2020	
March 30-April 3.....	No School - Spring Break

May 2020	
May 1.....	No School - Gr. 6-12 Teacher Staff Development Day
May 1.....	No School - Gr. E-5 Teachers Off
May 25.....	No School - Memorial Day

June 2020	
June 4.....	Student Last Day of School
June 5.....	Teacher Work Day
June 6.....	Graduation

August 2019				
M	T	W	TH	F
			1	2
5	6	7	8	9
12	13	14	15	16
19	20	21	22	23
26	27	28	29	30

September 2019				
M	T	W	TH	F
2	3	4	5	6
9	10	11	12	13
16	17	18	19	20
23	24	25	26	27
30				

October 2019				
M	T	W	TH	F
	1	2	3	4
7	8	9	10	11
14	15	16	17	18
21	22	23	24	25
28	29	30	31	

November 2019				
M	T	W	TH	F
				1
4	5	6	7	8
11	12	13	14	15
18	19	20	21	22
25	26	27	28	29

December 2019				
M	T	W	TH	F
2	3	4	5	6
9	10	11	12	13
16	17	18	19	20
23	24	25	26	27
30	31			

January 2020				
M	T	W	TH	F
		1	2	3
6	7	8	9	10
13	14	15	16	17
20	21	22	23	24
27	28	29	30	31

February 2020				
M	T	W	TH	F
	3	4	5	6
10	11	12	13	14
17	18	19	20	21
24	25	26	27	28

March 2020				
M	T	W	TH	F
2	3	4	5	6
9	10	11	12	13
16	17	18	19	20
23	24	25	26	27
30	31			

April 2020				
M	T	W	TH	F
		1	2	3
6	7	8	9	10
13	14	15	16	17
20	21	22	23	24
27	28	29	30	

May 2020				
M	T	W	TH	F
				1
4	5	6	7	8
11	12	13	14	15
18	19	20	21	22
25	26	27	28	29

June 2020				
M	T	W	TH	F
1	2	3	4	5
8	9	10	11	12
15	16	17	18	19
22	23	24	25	26
29	30			

Key	
	No School - Students and Staff
	No School - Students
	First/Last Day of School
	Quarter/Semester Change
	Student Early Release 2-Hours before Dismissal