

MEMO TO: Board of Education  
TOPIC: Regular School Board Meeting  
FROM: Steve D. Cairns, Superintendent  
DATE: July 11, 2019

A Regular School Board Meeting of the Board of Education will be held July 15, 2019 at 7:30 PM in the High School Room 101.

### Agenda

**1. CALL TO ORDER**

A. Pledge

**2. PREVIEW OF AGENDA**

*During this time any board member may pull any item(s) from the Consent Agenda*

**3. ADDITIONS TO THE AGENDA**

**4. CONSENT AGENDA**

- A. Minutes - July 1 5
- B. Invoices - July 2019 - \$626,914.81 - Ck# 60104-60201 8
- C. Handpayables - June 2019 - \$42,778.88 - Ck# 33105-33130 26
- D. Statement of Cash Balances - June 2019 - \$6,084,039.08 31
- E. Budget Comparison 32
- F. Wires Payments - June 2019 - \$ 33
- G. Auxiliary Accounts 36
- H. Twin Pines Golf Course - Annual School Rent for 2019-2020 SY - \$4,000

**5. COMMUNICATIONS**

A. Superintendent Search Follow-up Meeting with MSBA has been scheduled for July 24 at 4:00 p.m. in High School Room 101.

**6. STUDENT INPUT AND RECOGNITION**

**7. PUBLIC AGENDA ITEM**

**8. INFORMATION ITEMS**

- A. BES Principal Report 37
- B. BHS Principal Report
- C. Community Education

|   |    |
|---|----|
| D. Superintendent Report  |    |
| E. Committee Reports  |    |
| 1) Athletics  |    |
| 2) District Advisory  |    |
| 3) Meet and Confer  |    |
| 4) Negotiations   |    |
| 5) Security   |    |
| 6) Transportation   |    |
| 7) Wellness   |    |
| 8) Other  |    |
| F. Policy First Reading & Comments                              |    |
| 1) Policy 534 - Unpaid Meal Charges - Revised                   | 40 |
| 2) Policy 419 - Tobacco-Free Environment - Revised              | 42 |
| 3) Policy 532 - Use of Peace Officers - Revised                 | 46 |
| 4) Policy 603 - Curriculum Development - Revised                | 52 |
| 5) Policy 611 - Home Schooling - Revised                        | 55 |
| 6) Policy 616 - School District System Accountability - Revised | 59 |

**9. SCHOOL BOARD ACTION ITEMS**

|  |    |
|--|----|
| A. Long-term Facility Maintenance Revenue/Expenditure - 10 year plan | 65 |
|--|----|

**B. RESOLUTION ACCEPTING GIFTS/DONATIONS TO INDEPENDENT SCHOOL DISTRICT #162–BAGLEY**

WHEREAS the following; therefore, BE IT RESOLVED by the School Board of Independent School District #162–Bagley School Board does hereby accept the following donation:

- \* \$3,500.00 from Doris Rae Gallagher for Supplies \$3,000 and Scholarship \$500
- \* \$350.00 from Clearwater Polk - Operation Roundup for BES Library
- \* \$500.00 from Clearwater Polk - Operation Roundup for Summer Rec
- \* \$112.00 from Clearwater Polk - Operation Roundup for BES Special Education
- \* \$7,500.00 from Sanford Health for Scoreboard
- \* \$1,000.00 from Sanford for Summer Rec.
- \* \$250.00 from Clearwater Polk - Operation Roundup for ECI
- \* \$500.00 from Clearwater Polk - Operation Roundup for Kindergarten
- \* \$200.00 from Clearwater Polk - Operation Roundup for BES Math Night

|  |     |
|--|-----|
| C. Federal Impact Aid Notification to Parents and Survey | 263 |
|--|-----|

- D. Milk Bid 265  
 It is recommended that we accept Land O Lakes escalator milk bid for the 2019-2020 SY.
- E. Bread Bid 267  
 It is recommended that we accept Bimbo Bakeries USA bread bid for the 2019-2020 SY.
- F. Meal Prices for 2019-2020 SY  
 Breakfast price remain the same as the 2018-2019 SY  
 Elementary & High School Breakfast - \$1.50
- Increase the lunch prices \$0.05  
 Elementary: \$2.55  
 High School: \$2.70
- Milk – \$0.35  
 Soy Milk - \$0.75  
 A La Carte Items (must follow Smart Snack in the School Guidelines) Prices will vary
- Increase adult meals \$0.05 for the 2019-2020 SY.  
 Adult Breakfast: \$1.90  
 Adult Lunch: \$3.90
- G. Staffing
- 1) Hire - Adam Knochenmus as a physical education teacher contingent upon receipt of an appropriate teaching license and a satisfactory background check.
  - 2) Resignation (Retirement) - Allen Nankivel effective January 11, 2020.
- H. BHS Athletic Statement - 2019-2020 269
- I. Athletic Fees 2019-2020
- 1) Recommendations from the Athletic Committee for 2019-20  
 Activity Fees to remain the same - \$65 per sport season, Fine Arts - \$20  
 Admissions Prices  
 Single events - \$6 - Adults, \$4 - Students & Seniors (65 and older)  
 Activity passes - \$75 - Family, \$50 - Individual, \$35 - Individual  
 Senior Citizen, BHS Student/BHS recent alumni (within last two years) - \$25  
 \*\*Bagley School District staff are admitted free with ID badge  
 \*\*Bagley School District Staff receive a \$25 reduction in their fee if they choose to purchase a family pass
- J. Caretaker/Manager of the Bagley Petty Cash and Bagley Petty Cash Travel Funds  
 Angela Gerbracht, Business Manager, as Caretaker/Manager of the Bagley Petty Cash and Bagley Petty Cash Travel Funds and to remove David Decker from the

accounts.

Jennifer Hecht and Nichole Ritterman are authorized to sign checks on the accounts.

**10. NEXT MEETINGS AGENDA ITEMS**

**11. FUTURE MEETINGS**

Superintendent Search Follow-up Meeting with MSBA - July 24, 2019, at 4:00 p.m. in  
High School Room 101

School Board Meeting - August 5, 2019, at 7:30 p.m. in High School Room 101

**12. ADJOURNMENT**

**BAGLEY PUBLIC SCHOOLS  
REGULAR SCHOOL BOARD MEETING  
JULY 1, 2019  
MINUTES**

The regular meeting of the School Board, Independent School District #162 was held on July 1, 2019, at 7:30 p.m. in High School Room 101. Members present: Adam Broden, Jamie Grover, Amy Fontaine, Renee Benson, Jeremy Davies, Wendy Fultz and Superintendent Heise. Members absent: Don Nordlund.

Chairman Broden called the meeting to order and opened with the Pledge of Allegiance to the Flag.

1. A motion was made by Jeremy Davies, seconded by Jamie Grover to approve the following consent agenda items:
  - A. June 17 Minutes
  - B. Policy Revision – Name change of Superintendent’s name
    1. Policy 311 – Name change of Superintendent Name
    2. Policy 401 – Equal Employment Opportunity
    3. Policy 402 – Disability Nondiscrimination Policy
    4. Policy 521 – Student Disability Nondiscrimination
    5. Policy 522 – Student Sex Nondiscrimination
    6. Policy 555 – Section 504 Policy
    7. Policy 722 – Public Data Requests

Motion passed 6-0.

2. Chairman Broden apprised the Board that MSBA Superintendent Search package includes an in-district, post hiring, goal-setting and/or mutual expectations workshop. The Board selected July 24 at 4:00 p.m. to meet with MSBA.
3. Chairman Broden apprised the Board that the next BEA negotiations will be on July 22 in the district office.
4. A motion was made by Jamie Grover, seconded by Wendy Fultz to adopt the following resolution: the Local Board of Education of Independent School District #162 has authorized Erich Heise, at a monthly meeting held on July 1, 2019, for the calendar year 2019 to act as the LEA Representative in filing an application for funds as provided under Public Law 103-382. The LEA Representative will ensure that the school district maintains compliance with the appropriate Federal statutes, regulations, and State procedures currently in effect and will act as the responsible authority in all matters relating to the administration of this application. Kristi Moritz is authorized as Contact Person for Title I and Title II Part A. Motion passed 6-0.
5. A motion was made by Amy Fontaine, seconded by Renee Benson to adopt the following resolution: Designation of Identified Official with Authority for the MDE External User Access Recertification System

The Minnesota Department of Education (MDE) requires that school districts annually designate an Identified Official with Authority to comply with the MNIT Enterprise Identity and Access Management Standard which states that all user access rights to Minnesota state systems must be reviewed and recertified at least annually. The Identified Official with Authority will assign job duties and authorize external user’s access to MDE secure systems for their local education agency (LEA). The Board recommends to authorize Erich Heise to act as the Identified Official with Authority (IOWA) and

Jennifer Hecht to act as the IOwA to add and remove names only for Bagley Public School District 0162-01. Motion passed 6-0.

6. A motion was made by Jeremy Davies, seconded by Wendy Fultz to appoint Erich Heise as the designated representative. Motion passed 6-0.
7. A motion was made by Amy Fontaine, seconded by Renee Benson approving Angela Gerbracht, Business Manager, as Caretaker/Manager of the Imprest Fund. Jennifer Hecht and Nichole Ritterman are authorized to sign checks in the account. Motion passed 6-0.
8. A motion was made by Jamie Grover, seconded by Wendy Fultz to authorize Angela Gerbracht and Nichole Ritterman to make electronic fund transfers. Motion passed 6-0.
9. A motion was made by Renee Benson, seconded by Jeremy Davies naming Superintendent Erich Heise as official representative in applying for funds under Public Law 81-874 Impact Aid and Janice Goodwin to make application for these funds. Motion passed 6-0.
10. A motion was made by Renee Benson, seconded by Jeremy Davies naming Superintendent Erich Heise as official representative in applying for funds under PL 88-352 Title VI Part A Indian Education and that application for these funds are made. Further, that Carol Vik be named as Indian Education Director for the calendar year 2019. Carol Vik is authorized as Contact Person for the Title VI. Motion passed 6-0.
11. A motion was made by Wendy Fultz, seconded by Renee Benson to approve the Minnesota State High School League (MSHSL) membership renewal and resolution for the 2019-2020 school year. Motion passed 6-0.
12. A motion was made by Wendy Fultz, seconded by Amy Fontaine to appoint Superintendent Heise on the following committees:
  - A. District Advisory Committee (District Leadership Committee)
  - B. Meet and Confer
  - C. Negotiations Committee
  - D. School Forest Committee
  - E. Wellness Committee
13. A motion was made by Renee Benson, seconded by Jeremy Davies to accept the resignation of Risto Kultala, effective July 1, 2019. Motion passed 6-0.
14. A motion was made by Jeremy Davies, seconded by Jamie Grover to revise Policy 709 – Student Transportation Safety. Motion passed 6-0.
15. A motion was made by Amy Fontaine, seconded by Renee Benson to revise Policy 412 – Expense Reimbursement. Motion passed 5-1.
16. Superintendent Heise apprised the Board that the District Office will be closed on July 5 and August 16.
17. Items for the Next Agenda:
  - A. Milk & Bread Bids
  - B. Meal Prices
  - C. Policy Updates

18. Future Meetings:

A. School Board Meeting – July 15, 2019, at 7:30 p.m. in BHS Room 101

19. A motion was made by Amy Fontaine to adjourn the meeting at 8:23 p.m. Motion passes 6-0.

Adam Broden, Chairman  
School Board  
Ind. School District #162

Jamie Grover, Clerk  
School Board  
Ind. School District #162

## Bagley Public Schools #162 July 2019 Check Register

| Co   | Bank              | Check No          | Code         | Rcd     | Vendor                            | Pmt/Void Date                         | Pmt Type         |                      |                   |
|------|-------------------|-------------------|--------------|---------|-----------------------------------|---------------------------------------|------------------|----------------------|-------------------|
| 0162 | FNB               | 60104             | 1729         |         | <b>AGPARTS EDUCATION</b>          |                                       | Check            |                      |                   |
|      |                   |                   |              | E 01    | 005 810 000 401 181               | AIPAA01-HB-HC BLACK DIGITIZER W/GLAS  |                  | \$254.85             |                   |
|      |                   |                   |              | E 01    | 005 810 000 401 181               | QUOTE# 1345723                        |                  | \$0.00               |                   |
|      | <b>PO#:</b> 67896 | <b>Voucher #:</b> | <b>71120</b> | Invoice | <b>Invoice No:</b> 1402314        | <b>7/15/2019</b>                      | <b>Paid Amt:</b> | <b>\$254.85</b>      |                   |
|      |                   |                   |              | E 01    | 005 810 000 401 181               | SKU# 60MYI_WITHLVDS-XX DELL 11 3120 F |                  | \$49.75              |                   |
|      | <b>PO#:</b> 67818 | <b>Voucher #:</b> | <b>71121</b> | Invoice | <b>Invoice No:</b> 1402723        | <b>7/15/2019</b>                      | <b>Paid Amt:</b> | <b>\$49.75</b>       |                   |
|      |                   |                   |              |         |                                   |                                       |                  | <b>Check Amount:</b> | <b>\$304.60</b>   |
| 0162 | FNB               | 60105             | 1733         |         | <b>ALL STAR TROPHY AND AWARDS</b> |                                       | Check            |                      |                   |
|      |                   |                   |              | E 01    | 300 292 000 401 295               | General Supplies-Athletic Support     |                  | \$287.00             |                   |
|      | <b>PO#:</b>       | <b>Voucher #:</b> | <b>71178</b> | Invoice | <b>Invoice No:</b> 51252          | <b>7/15/2019</b>                      | <b>Paid Amt:</b> | <b>\$287.00</b>      |                   |
|      |                   |                   |              |         |                                   |                                       |                  | <b>Check Amount:</b> | <b>\$287.00</b>   |
| 0162 | FNB               | 60106             | 1118         |         | <b>AMAZON CAPITAL SERVICES</b>    |                                       | Check            |                      |                   |
|      |                   |                   |              | E 01    | 310 810 000 401 000               | SCUDDLES POWER PAINT SPRAYER 1200     |                  | \$62.87              |                   |
|      | <b>PO#:</b> 67895 | <b>Voucher #:</b> | <b>71119</b> | Invoice | <b>Invoice No:</b> 1LYC-47MY-H34Q | <b>7/15/2019</b>                      | <b>Paid Amt:</b> | <b>\$62.87</b>       |                   |
|      |                   |                   |              | E 04    | 005 586 332 401 132               | PLEASE SEE ATTACHED                   |                  | \$11.99              |                   |
|      |                   |                   |              | E 04    | 005 580 325 401 000               | PLEASE SEE ATTACHED                   |                  | \$339.67             |                   |
|      |                   |                   |              | E 04    | 005 582 344 401 000               | PLEASE SEE ATTACHED                   |                  | \$339.67             |                   |
|      | <b>PO#:</b> 67902 | <b>Voucher #:</b> | <b>71129</b> | Invoice | <b>Invoice No:</b> 19K1-XFM6-YCFF | <b>7/15/2019</b>                      | <b>Paid Amt:</b> | <b>\$691.33</b>      |                   |
|      |                   |                   |              | E 01    | 300 605 320 401 000               | PLEASE SEE ATTACHED ORDER             |                  | \$448.51             |                   |
|      | <b>PO#:</b> 67966 | <b>Voucher #:</b> | <b>71157</b> | Invoice | <b>Invoice No:</b> 14CH-F9LR-M46Q | <b>7/15/2019</b>                      | <b>Paid Amt:</b> | <b>\$448.51</b>      |                   |
|      |                   |                   |              | E 01    | 005 810 000 401 181               | PLEASE SEE ATTACHED                   |                  | \$157.47             |                   |
|      | <b>PO#:</b> 67967 | <b>Voucher #:</b> | <b>71191</b> | Invoice | <b>Invoice No:</b> 1MXD-JGCM-HH1N | <b>7/15/2019</b>                      | <b>Paid Amt:</b> | <b>\$157.47</b>      |                   |
|      |                   |                   |              | E 01    | 300 605 320 430 000               | PLEASE SEE ATTACHED                   |                  | \$397.46             |                   |
|      | <b>PO#:</b> 67970 | <b>Voucher #:</b> | <b>71192</b> | Invoice | <b>Invoice No:</b> 1YWT-C4P1-43PX | <b>7/15/2019</b>                      | <b>Paid Amt:</b> | <b>\$397.46</b>      |                   |
|      |                   |                   |              | E 01    | 310 810 000 401 000               | KOHLER CARBURETOR                     |                  | \$35.99              |                   |
|      | <b>PO#:</b> 67969 | <b>Voucher #:</b> | <b>71193</b> | Invoice | <b>Invoice No:</b> 1V3R-NHQC-C1VQ | <b>7/15/2019</b>                      | <b>Paid Amt:</b> | <b>\$35.99</b>       |                   |
|      |                   |                   |              | E 01    | 100 203 000 460 000               | PLEASE SEE ATTACHED                   |                  | \$363.99             |                   |
|      | <b>PO#:</b> 67979 | <b>Voucher #:</b> | <b>71215</b> | Invoice | <b>Invoice No:</b> INL4-F9L9-FTJM | <b>7/15/2019</b>                      | <b>Paid Amt:</b> | <b>\$363.99</b>      |                   |
|      |                   |                   |              |         |                                   |                                       |                  | <b>Check Amount:</b> | <b>\$2,157.62</b> |
| 0162 | FNB               | 60107             | 01725        |         | <b>AMERIPRIDE LINEN, INC.</b>     |                                       | Check            |                      |                   |
|      |                   |                   |              | E 01    | 005 760 720 305 000               | Fees For Services-Reg Transportation  |                  | \$84.20              |                   |
|      | <b>PO#:</b>       | <b>Voucher #:</b> | <b>71216</b> | Invoice | <b>Invoice No:</b> 350354745      | <b>7/15/2019</b>                      | <b>Paid Amt:</b> | <b>\$84.20</b>       |                   |
|      |                   |                   |              | E 01    | 300 361 830 305 000               | Consulting/Fees For Services          |                  | \$60.32              |                   |
|      | <b>PO#:</b>       | <b>Voucher #:</b> | <b>71217</b> | Invoice | <b>Invoice No:</b> 350354947      | <b>7/15/2019</b>                      | <b>Paid Amt:</b> | <b>\$60.32</b>       |                   |
|      |                   |                   |              |         |                                   |                                       |                  | <b>Check Amount:</b> | <b>\$144.52</b>   |

## Bagley Public Schools #162 July 2019 Check Register

| Co   | Bank       | Check No         | Code  | Rcd     | Vendor                                | Pmt/Void Date                       | Pmt Type      |            |  |
|------|------------|------------------|-------|---------|---------------------------------------|-------------------------------------|---------------|------------|--|
| 0162 | FNB        | 60108            | 02470 |         | <b>ANDERSON TRUCK &amp; DIESEL</b>    |                                     | Check         |            |  |
|      |            |                  |       | E 01    | 005 760 720 401 000                   | General Supplies-Reg Transportation |               | \$42.57    |  |
|      | PO#: 68099 | Voucher #: 71218 |       | Invoice | Invoice No: S16800                    | 7/15/2019                           |               |            |  |
|      |            |                  |       |         |                                       |                                     | Paid Amt:     | \$42.57    |  |
|      |            |                  |       |         |                                       |                                     | Check Amount: | \$42.57    |  |
| 0162 | FNB        | 60109            | 04830 |         | <b>BAGLEY AUTO VALUE</b>              |                                     | Check         |            |  |
|      |            |                  |       | E 01    | 005 760 720 401 000                   | General Supplies-Reg Transportation |               | \$36.99    |  |
|      | PO#:       | Voucher #: 71219 |       | Invoice | Invoice No: 37103941                  | 7/15/2019                           |               |            |  |
|      |            |                  |       | E 01    | 310 810 000 401 000                   | General Supplies-Maintenance        |               | \$7.54     |  |
|      | PO#:       | Voucher #: 71220 |       | Invoice | Invoice No: 37104053                  | 7/15/2019                           |               |            |  |
|      |            |                  |       | E 01    | 310 810 000 401 000                   | General Supplies-Maintenance        |               | \$44.51    |  |
|      | PO#:       | Voucher #: 71221 |       | Invoice | Invoice No: 37104050                  | 7/15/2019                           |               |            |  |
|      |            |                  |       | E 01    | 310 810 000 401 000                   | General Supplies-Maintenance        |               | \$8.99     |  |
|      | PO#:       | Voucher #: 71222 |       | Invoice | Invoice No: 37103769                  | 7/15/2019                           |               |            |  |
|      |            |                  |       | E 01    | 310 810 000 401 000                   | General Supplies-Maintenance        |               | \$37.97    |  |
|      | PO#:       | Voucher #: 71223 |       | Invoice | Invoice No: 37103753                  | 7/15/2019                           |               |            |  |
|      |            |                  |       | E 01    | 310 810 000 401 000                   | General Supplies-Maintenance        |               | \$29.98    |  |
|      | PO#:       | Voucher #: 71224 |       | Invoice | Invoice No: 37103740                  | 7/15/2019                           |               |            |  |
|      |            |                  |       | E 01    | 310 810 000 401 000                   | General Supplies-Maintenance        |               | \$9.99     |  |
|      | PO#:       | Voucher #: 71225 |       | Invoice | Invoice No: 37103737                  | 7/15/2019                           |               |            |  |
|      |            |                  |       | E 01    | 310 810 000 401 000                   | General Supplies-Maintenance        |               | \$17.99    |  |
|      | PO#:       | Voucher #: 71226 |       | Invoice | Invoice No: 37103693                  | 7/15/2019                           |               |            |  |
|      |            |                  |       |         |                                       |                                     | Check Amount: | \$193.96   |  |
| 0162 | FNB        | 60110            | 18860 |         | <b>BAGLEY COOP OIL ASSN.</b>          |                                     | Check         |            |  |
|      |            |                  |       | E 01    | 300 292 000 490 295                   | Food-Athletic Support               |               | \$90.82    |  |
|      | PO#:       | Voucher #: 71310 |       | Invoice | Invoice No: 417464                    | 7/15/2019                           |               |            |  |
|      |            |                  |       |         |                                       |                                     | Paid Amt:     | \$90.82    |  |
|      |            |                  |       |         |                                       |                                     | Check Amount: | \$90.82    |  |
| 0162 | FNB        | 60111            | 06113 |         | <b>BAGLEY OIL CO.</b>                 |                                     | Check         |            |  |
|      |            |                  |       | E 01    | 310 810 000 440 000                   | Heating Fuel-Maintenance            |               | \$919.82   |  |
|      | PO#:       | Voucher #: 71146 |       | Invoice | Invoice No: 09572                     | 7/15/2019                           |               |            |  |
|      |            |                  |       |         |                                       |                                     | Paid Amt:     | \$919.82   |  |
|      |            |                  |       |         |                                       |                                     | Check Amount: | \$919.82   |  |
| 0162 | FNB        | 60112            | 1299  |         | <b>BATTERIES + BULBS</b>              |                                     | Check         |            |  |
|      |            |                  |       | E 01    | 310 810 000 401 000                   | General Supplies-Maintenance        |               | \$449.96   |  |
|      | PO#:       | Voucher #: 71118 |       | Invoice | Invoice No: P15565970                 | 7/15/2019                           |               |            |  |
|      |            |                  |       |         |                                       |                                     | Paid Amt:     | \$449.96   |  |
|      |            |                  |       |         |                                       |                                     | Check Amount: | \$449.96   |  |
| 0162 | FNB        | 60113            | 08280 |         | <b>BEMIDJI REGIONAL INTERDISTRICT</b> |                                     | Check         |            |  |
|      |            |                  |       | E 01    | 100 420 740 399 000                   | Purchase of Spec Ed Contracted      |               | \$6,050.49 |  |
|      | PO#:       | Voucher #: 71114 |       | Invoice | Invoice No: 061919                    | 7/15/2019                           |               |            |  |
|      |            |                  |       | E 01    | 005 760 723 396 000                   | Special Ed Salary - Purchased       |               | \$2,309.78 |  |

6

## Bagley Public Schools #162 July 2019 Check Register

| Co   | Bank | Check No | Code  | Rcd  | Vendor                                | Pmt/Void Date                           | Pmt Type     |
|------|------|----------|-------|------|---------------------------------------|---|--------------|
| 0162 | FNB  | 60113    | 08280 |      | <b>BEMIDJI REGIONAL INTERDISTRICT</b> |   | <b>Check</b> |
|      |      |          |       | E 01 | 005 760 723 397 000                   | Special Ed Fringe - Purchased           | \$401.28     |
|      |      |          |       | E 01 | 005 405 740 396 000                   | Deaf/Hard of Hearing Salary - Purchased | \$4,938.40   |
|      |      |          |       | E 01 | 005 405 740 397 000                   | Deaf/Hard of Hearing Fringe - Purchased | \$1,319.93   |
|      |      |          |       | E 01 | 005 406 740 396 000                   | Visually Impaired Salary - Purchased    | \$3,913.94   |
|      |      |          |       | E 01 | 005 406 740 397 000                   | Visually Impaired Fringe - Purchased    | \$1,272.21   |
|      |      |          |       | E 01 | 005 408 740 396 000                   | Purchased Salaries                      | \$655.81     |
|      |      |          |       | E 01 | 005 408 740 397 000                   | Purchased Benefits                      | (\$424.57)   |
|      |      |          |       | E 01 | 005 411 740 396 000                   | Autism Salary - Purchased               | \$3,314.95   |
|      |      |          |       | E 01 | 005 411 740 397 000                   | Autism Fringe - Purchased               | \$1,021.61   |
|      |      |          |       | E 01 | 005 420 740 396 000                   | Special Ed Salary - Purchased           | \$2,801.75   |
|      |      |          |       | E 01 | 005 420 740 397 000                   | Special Ed Fringe - Purchased           | \$620.61     |
|      |      |          |       | E 01 | 100 401 740 396 000                   | Speech Salary- Purchased                | (\$1,681.22) |
|      |      |          |       | E 01 | 100 401 740 397 000                   | Speech Fringe - Purchased               | (\$611.69)   |
|      |      |          |       | E 01 | 100 402 740 396 000                   | MM- Cognitive Dis. Salary - Purchased   | (\$1,390.56) |
|      |      |          |       | E 01 | 100 402 740 397 000                   | MM Cognitive Dis. Fringe - Purchased    | (\$496.55)   |
|      |      |          |       | E 01 | 100 407 740 396 000                   | Special Ed Salary - Purchased           | \$1,640.88   |
|      |      |          |       | E 01 | 100 407 740 397 000                   | Special Ed Fringe - Purchased           | \$538.87     |
|      |      |          |       | E 01 | 100 408 740 396 000                   | EBD Salary - Purchased                  | \$8,257.47   |
|      |      |          |       | E 01 | 100 408 740 397 000                   | EBD Fringe - Purchased                  | \$1,389.20   |
|      |      |          |       | E 01 | 100 410 740 396 000                   | Other Health Dis. Salary - Purchased    | \$1,901.93   |
|      |      |          |       | E 01 | 100 410 740 397 000                   | Other Health Dis. Fringe - Purchased    | \$326.12     |
|      |      |          |       | E 01 | 100 411 740 396 000                   | Autism Salary - Purchased               | \$9,309.48   |
|      |      |          |       | E 01 | 100 411 740 397 000                   | Autism Fringe - Purchased               | \$2,820.37   |
|      |      |          |       | E 01 | 100 412 740 396 000                   | ECSE Salary - Purchased                 | \$24,220.91  |
|      |      |          |       | E 01 | 100 412 740 397 000                   | ECSE Fringe - Purchased                 | \$5,530.93   |
|      |      |          |       | E 01 | 100 416 740 396 000                   | Multi Needs Salary - Purchased          | \$7,555.61   |
|      |      |          |       | E 01 | 100 416 740 397 000                   | Multi Needs Fringe - Purchased          | \$2,567.59   |
|      |      |          |       | E 01 | 100 420 740 396 000                   | Special Ed Salary - Purchased           | \$7,725.78   |
|      |      |          |       | E 01 | 100 420 740 397 000                   | Special Ed Fringe - Purchased           | \$1,190.97   |
|      |      |          |       | E 01 | 300 402 740 396 000                   | MM-Cognitive Dis. Salary - Purchased    | \$8,012.04   |
|      |      |          |       | E 01 | 300 402 740 397 000                   | MM - Cognitive Dis. Fringe - Purchased  | \$1,792.67   |
|      |      |          |       | E 01 | 300 407 740 396 000                   | Special Ed Salary - Purchased           | \$3,939.70   |
|      |      |          |       | E 01 | 300 407 740 397 000                   | Special Ed Fringe - Purchased           | \$935.47     |
|      |      |          |       | E 01 | 300 408 740 396 000                   | EBD Salary - Purchased                  | (\$261.79)   |
|      |      |          |       | E 01 | 300 408 740 397 000                   | EBD Fringe - Purchased                  | (\$72.35)    |
|      |      |          |       | E 01 | 300 410 740 396 000                   | Other Health Dis. Salary - Purchased    | \$19,698.53  |
|      |      |          |       | E 01 | 300 410 740 397 000                   | Other Health Dis. Fringe - Purchased    | \$4,677.33   |
|      |      |          |       | E 01 | 300 411 740 396 000                   | ASD/Autism Salary - Purchased           | \$3,939.70   |

## Bagley Public Schools #162 July 2019 Check Register

| Co                | Bank              | Check No     | Code    | Rcd                 | Vendor                                | Pmt/Void Date                         | Pmt Type                          |
|-------------------|-------------------|--------------|---------|---------------------|---------------------------------------|---------------------------------------|-----------------------------------|
| 0162              | FNB               | 60113        | 08280   |                     | <b>BEMIDJI REGIONAL INTERDISTRICT</b> |                                       | Check                             |
|                   |                   |              |         | E 01                | 300 411 740 397 000                   | ASD/Autism Fringe - Purchased         | \$935.47                          |
|                   |                   |              |         | E 01                | 300 420 740 396 000                   | Special Ed Salary - Purchased         | \$6,074.10                        |
|                   |                   |              |         | E 01                | 300 420 740 397 000                   | Special Ed Fringe - Purchased         | \$1,021.30                        |
| <b>PO#:</b>       | <b>Voucher #:</b> | <b>71184</b> | Invoice | <b>Invoice No:</b>  | 062519                                | <b>7/15/2019</b>                      | <b>Paid Amt: \$143,633.96</b>     |
|                   |                   |              | E 01    | 005 400 000 305 000 | Consulting/Fees For Services          |                                       | \$6,764.00                        |
| <b>PO#:</b>       | <b>Voucher #:</b> | <b>71185</b> | Invoice | <b>Invoice No:</b>  | 62419                                 | <b>7/15/2019</b>                      | <b>Paid Amt: \$6,764.00</b>       |
|                   |                   |              |         |                     |                                       |                                       | <b>Check Amount: \$156,448.45</b> |
| 0162              | FNB               | 60114        | 09119   |                     | <b>BIO CORPORATION</b>                |                                       | Check                             |
|                   |                   |              |         | E 01                | 300 260 000 430 000                   | EW0912F 9-12" EARTHWORM - 50 PK       | \$22.00                           |
|                   |                   |              |         | E 01                | 300 260 000 430 000                   | LF0445S 4-4.5" SINGLE INJECTED LEOPAR | \$190.00                          |
|                   |                   |              |         | E 01                | 300 260 000 430 000                   | BC-WC1 THE MICROSCOPE POSTER          | \$22.95                           |
|                   |                   |              |         | E 01                | 300 260 000 430 000                   | DK-DVD-EYE-SN THE SKELETON            | \$11.00                           |
|                   |                   |              |         | E 01                | 300 260 000 430 000                   | SHIPPING                              | \$46.24                           |
| <b>PO#: 67922</b> | <b>Voucher #:</b> | <b>71136</b> | Invoice | <b>Invoice No:</b>  | 1000970                               | <b>7/15/2019</b>                      | <b>Paid Amt: \$292.19</b>         |
|                   |                   |              |         |                     |                                       |                                       | <b>Check Amount: \$292.19</b>     |
| 0162              | FNB               | 60115        | 09993   |                     | <b>BMI EDUCATIONAL SERVICES</b>       |                                       | Check                             |
|                   |                   |              |         | E 01                | 300 605 320 430 000                   | PLEASE SEE ATTACHED QUOTE             | \$367.20                          |
| <b>PO#: 67862</b> | <b>Voucher #:</b> | <b>71108</b> | Invoice | <b>Invoice No:</b>  | 662214                                | <b>7/15/2019</b>                      | <b>Paid Amt: \$367.20</b>         |
|                   |                   |              |         |                     |                                       |                                       | <b>Check Amount: \$367.20</b>     |
| 0162              | FNB               | 60116        | 12219   |                     | <b>BSN SPORTS</b>                     |                                       | Check                             |
|                   |                   |              |         | E 04                | 005 586 332 401 132                   | BATTERS HELMETS WITH MASKS            | \$406.80                          |
|                   |                   |              |         | E 04                | 005 586 332 401 132                   | SOFT BASEBALLS - CASE                 | \$84.50                           |
| <b>PO#: 67892</b> | <b>Voucher #:</b> | <b>71104</b> | Invoice | <b>Invoice No:</b>  | 905388795                             | <b>7/15/2019</b>                      | <b>Paid Amt: \$491.30</b>         |
|                   |                   |              |         |                     |                                       |                                       | <b>Check Amount: \$491.30</b>     |
| 0162              | FNB               | 60117        | 1732    |                     | <b>BULK BOOKSTORE</b>                 |                                       | Check                             |
|                   |                   |              |         | E 01                | 300 605 320 430 000                   | PLEASE SEE ATTACHED LIST              | \$1,001.90                        |
| <b>PO#: 67941</b> | <b>Voucher #:</b> | <b>71227</b> | Invoice | <b>Invoice No:</b>  | 34331                                 | <b>7/15/2019</b>                      | <b>Paid Amt: \$1,001.90</b>       |
|                   |                   |              |         |                     |                                       |                                       | <b>Check Amount: \$1,001.90</b>   |
| 0162              | FNB               | 60118        | 1661    |                     | <b>CARLSON PARTS STORE</b>            |                                       | Check                             |
|                   |                   |              |         | E 01                | 310 810 000 401 000                   | General Supplies-Maintenance          | \$205.99                          |
|                   |                   |              |         | E 01                | 005 760 720 401 000                   | General Supplies-Reg Transportation   | \$1,221.13                        |
| <b>PO#:</b>       | <b>Voucher #:</b> | <b>71228</b> | Invoice | <b>Invoice No:</b>  | 06/30/2019                            | <b>7/15/2019</b>                      | <b>Paid Amt: \$1,427.12</b>       |
|                   |                   |              |         |                     |                                       |                                       | <b>Check Amount: \$1,427.12</b>   |
| 0162              | FNB               | 60119        | 14518   |                     | <b>CDWG, INC.</b>                     |                                       | Check                             |
|                   |                   |              |         | E 01                | 005 810 000 401 181                   | QUICKEN DELUX 2019                    | \$44.96                           |

## Bagley Public Schools #162 July 2019 Check Register

| Co   | Bank | Check No   | Code             | Rcd     | Vendor                         | Pmt/Void Date                       | Pmt Type      |             |  |
|------|------|------------|------------------|---------|--------------------------------|-------------------------------------|---------------|-------------|--|
| 0162 | FNB  | 60119      | 14518            |         | CDWG, INC.                     |                                     | Check         |             |  |
|      |      |            |                  | E 01    | 005 810 000 401 181            | LOGITECH WIRED KEYBOARDS            |               | \$1,028.40  |  |
|      |      | PO#: 67976 | Voucher #: 71229 | Invoice | Invoice No: SVK1077 SVN6972    | 7/15/2019                           | Paid Amt:     | \$1,073.36  |  |
|      |      |            |                  |         |                                |                                     | Check Amount: | \$1,073.36  |  |
| 0162 | FNB  | 60120      | 1738             |         | CLEAR WATER LIFE CENTER        |                                     | Check         |             |  |
|      |      |            |                  | E 04    | 005 586 332 305 132            | 3-CERTIFIED ROCK WALL INSTRUCTORS T |               | \$330.00    |  |
|      |      | PO#: 67901 | Voucher #: 71197 | Invoice | Invoice No: 611, 612           | 7/15/2019                           | Paid Amt:     | \$330.00    |  |
|      |      |            |                  |         |                                |                                     | Check Amount: | \$330.00    |  |
| 0162 | FNB  | 60121      | 16841            |         | CLEARWATER COUNTY SHERIFF'S OF |                                     | Check         |             |  |
|      |      |            |                  | E 01    | 005 110 342 305 000            | Fees For Services-Safe Schools      |               | \$40,000.00 |  |
|      |      | PO#:       | Voucher #: 71300 | Invoice | Invoice No: 7/1/2019           | 7/15/2019                           | Paid Amt:     | \$40,000.00 |  |
|      |      |            |                  |         |                                |                                     | Check Amount: | \$40,000.00 |  |
| 0162 | FNB  | 60122      | 17509            |         | COLE PAPERS INC.               |                                     | Check         |             |  |
|      |      |            |                  | E 01    | 310 810 000 401 000            | General Supplies-Maintenance        |               | \$355.56    |  |
|      |      | PO#:       | Voucher #: 71204 | Invoice | Invoice No: 9559022            | 7/15/2019                           | Paid Amt:     | \$355.56    |  |
|      |      |            |                  | E 01    | 310 810 000 401 000            | General Supplies-Maintenance        |               | \$3,008.10  |  |
|      |      | PO#:       | Voucher #: 71205 | Invoice | Invoice No: 9555236            | 7/15/2019                           | Paid Amt:     | \$3,008.10  |  |
|      |      |            |                  |         |                                |                                     | Check Amount: | \$3,363.66  |  |
| 0162 | FNB  | 60123      | 1521             |         | CPM EDUCATIONAL PROGRAM        |                                     | Check         |             |  |
|      |      |            |                  | E 01    | 300 211 000 460 000            | CORE CONNECTIONS COURSE 2 STUDEN    |               | \$1,110.00  |  |
|      |      |            |                  | E 01    | 300 211 000 460 000            | PLEASE SEE ATTACHED QUOTE           |               | \$0.00      |  |
|      |      |            |                  | E 01    | 300 211 000 460 000            | SHIPPING                            |               | \$78.91     |  |
|      |      | PO#: 67913 | Voucher #: 71196 | Invoice | Invoice No: 1902668            | 7/15/2019                           | Paid Amt:     | \$1,188.91  |  |
|      |      |            |                  |         |                                |                                     | Check Amount: | \$1,188.91  |  |
| 0162 | FNB  | 60124      | 19933            |         | CUMMINS, INC.                  |                                     | Check         |             |  |
|      |      |            |                  | E 01    | 005 760 720 820 000            | QUICKSERVE ONLINE FLEET REGISTRATI  |               | \$600.00    |  |
|      |      |            |                  | E 01    | 005 760 720 820 000            | INSITE RENEWAL FOR 2019-2020 SY     |               | \$625.00    |  |
|      |      | PO#: 67981 | Voucher #: 71195 | Invoice | Invoice No: 062719             | 7/15/2019                           | Paid Amt:     | \$1,225.00  |  |
|      |      |            |                  |         |                                |                                     | Check Amount: | \$1,225.00  |  |
| 0162 | FNB  | 60125      | 1408             |         | CUSTOM SPRINKLERS              |                                     | Check         |             |  |
|      |      |            |                  | E 01    | 310 810 000 305 000            | Fees For Services-Maintenance       |               | \$750.00    |  |
|      |      |            |                  | E 01    | 310 810 000 401 000            | General Supplies-Maintenance        |               | \$180.00    |  |
|      |      | PO#:       | Voucher #: 71109 | Invoice | Invoice No: 6502               | 7/15/2019                           | Paid Amt:     | \$930.00    |  |
|      |      |            |                  |         |                                |                                     | Check Amount: | \$930.00    |  |
| 0162 | FNB  | 60126      | 1170             |         | DEAN FOODS NC                  |                                     | Check         |             |  |
|      |      |            |                  | E 02    | 005 770 701 495 000            | Milk-Lunches                        |               | \$35.08     |  |
|      |      | PO#:       | Voucher #: 71230 | Invoice | Invoice No: 17715198           | 7/15/2019                           | Paid Amt:     | \$35.08     |  |

12

## Bagley Public Schools #162 July 2019 Check Register

| Co   | Bank              | Check No          | Code         | Rcd     | Vendor                                | Pmt/Void Date                             | Pmt Type             |                   |  |
|------|-------------------|-------------------|--------------|---------|---------------------------------------|---|----------------------|-------------------|--|
| 0162 | FNB               | 60126             | 1170         |         | <b>DEAN FOODS NC</b>                  |   | Check                |                   |  |
|      |                   |                   |              | E 02    | 005 770 701 495 000                   | Milk-Lunches                              |                      | \$43.85           |  |
|      | <b>PO#:</b>       | <b>Voucher #:</b> | <b>71231</b> | Invoice | <b>Invoice No:</b> 17715150           | <b>7/15/2019</b>                          | <b>Paid Amt:</b>     | <b>\$43.85</b>    |  |
|      |                   |                   |              |         |                                       |   | <b>Check Amount:</b> | <b>\$78.93</b>    |  |
| 0162 | FNB               | 60127             | 21505        |         | <b>DEMCO INC.</b>                     |   | Check                |                   |  |
|      |                   |                   |              | E 01    | 100 620 000 401 000                   | PLEASE SEE ATTACHED                       |                      | \$387.55          |  |
|      | <b>PO#:</b> 67946 | <b>Voucher #:</b> | <b>71302</b> | Invoice | <b>Invoice No:</b> 6639852            | <b>7/15/2019</b>                          | <b>Paid Amt:</b>     | <b>\$387.55</b>   |  |
|      |                   |                   |              |         |                                       |   | <b>Check Amount:</b> | <b>\$387.55</b>   |  |
| 0162 | FNB               | 60128             | 1447         |         | <b>EAPC ARCHITECTS ENGINEERS</b>      |   | Check                |                   |  |
|      |                   |                   |              | E 01    | 310 810 000 305 138                   | Consulting/Fees For Services-Safety Grant |                      | \$528.50          |  |
|      | <b>PO#:</b>       | <b>Voucher #:</b> | <b>71232</b> | Invoice | <b>Invoice No:</b> 43978              | <b>7/15/2019</b>                          | <b>Paid Amt:</b>     | <b>\$528.50</b>   |  |
|      |                   |                   |              |         |                                       |   | <b>Check Amount:</b> | <b>\$528.50</b>   |  |
| 0162 | FNB               | 60129             | 27140        |         | <b>FARMERS PUBLISHING CO., INC.</b>   |   | Check                |                   |  |
|      |                   |                   |              | E 01    | 005 110 000 305 000                   | Fees For Services-Business Office         |                      | \$292.44          |  |
|      |                   |                   |              | E 01    | 005 110 000 401 000                   | General Supplies-Business Office          |                      | \$29.00           |  |
|      | <b>PO#:</b>       | <b>Voucher #:</b> | <b>71295</b> | Invoice | <b>Invoice No:</b> 6/30/2019          | <b>7/15/2019</b>                          | <b>Paid Amt:</b>     | <b>\$321.44</b>   |  |
|      |                   |                   |              | E 01    | 300 211 000 401 000                   | #10 BUSINESS ENVELOPE - HIGH SCHOOL       |                      | \$210.00          |  |
|      |                   |                   |              | E 01    | 300 211 000 401 000                   | #10 BUSINESS WINDOW ENVELOPES - HIC       |                      | \$133.00          |  |
|      |                   |                   |              | E 01    | 300 211 000 401 000                   | Freight                                   |                      | \$24.33           |  |
|      | <b>PO#:</b> 67810 | <b>Voucher #:</b> | <b>71296</b> | Invoice | <b>Invoice No:</b> 52573              | <b>7/15/2019</b>                          | <b>Paid Amt:</b>     | <b>\$367.33</b>   |  |
|      |                   |                   |              | E 04    | 005 586 332 305 132                   | AD IN NEWSPAPER FOR SNOW WHITE PL         |                      | \$27.00           |  |
|      | <b>PO#:</b> 67898 | <b>Voucher #:</b> | <b>71297</b> | Invoice | <b>Invoice No:</b> 52412              | <b>7/15/2019</b>                          | <b>Paid Amt:</b>     | <b>\$27.00</b>    |  |
|      |                   |                   |              |         |                                       |   | <b>Check Amount:</b> | <b>\$715.77</b>   |  |
| 0162 | FNB               | 60130             | 1677         |         | <b>FIRE PROTECTION EQUIPMENT CO.</b>  |   | Check                |                   |  |
|      |                   |                   |              | E 01    | 310 810 000 305 000                   | Fees For Services-Maintenance             |                      | \$1,595.00        |  |
|      | <b>PO#:</b>       | <b>Voucher #:</b> | <b>71233</b> | Invoice | <b>Invoice No:</b> 7079               | <b>7/15/2019</b>                          | <b>Paid Amt:</b>     | <b>\$1,595.00</b> |  |
|      |                   |                   |              |         |                                       |   | <b>Check Amount:</b> | <b>\$1,595.00</b> |  |
| 0162 | FNB               | 60131             | 28293        |         | <b>FLINN SCIENTIFIC, INC.</b>         |   | Check                |                   |  |
|      |                   |                   |              | E 01    | 300 260 000 401 000                   | FB0216 AQUARIUM HOOD 24"                  |                      | \$66.15           |  |
|      |                   |                   |              | E 01    | 300 260 000 401 000                   | FB0250 AQUARIUM WATER CONDITIONER         |                      | \$9.60            |  |
|      |                   |                   |              | E 01    | 300 260 000 401 000                   | FB0249 AQUARIUM WATER DETOXIFIER          |                      | \$9.20            |  |
|      |                   |                   |              | E 01    | 300 260 000 401 000                   | SHIPPING                                  |                      | \$14.95           |  |
|      | <b>PO#:</b> 67921 | <b>Voucher #:</b> | <b>71107</b> | Invoice | <b>Invoice No:</b> 2353936            | <b>7/15/2019</b>                          | <b>Paid Amt:</b>     | <b>\$99.90</b>    |  |
|      |                   |                   |              |         |                                       |   | <b>Check Amount:</b> | <b>\$99.90</b>    |  |
| 0162 | FNB               | 60132             | 28356        |         | <b>FOLLETT SCHOOL SOLUTIONS, INC.</b> |   | Check                |                   |  |
|      |                   |                   |              | E 01    | 100 620 000 406 000                   | DESTINY RENEWALS - ELEMENTARY SCH         |                      | \$465.00          |  |

13

## Bagley Public Schools #162 July 2019 Check Register

| Co   | Bank | Check No          | Code                    | Rcd     | Vendor                                | Pmt/Void Date                         | Pmt Type         |                      |                   |
|------|------|-------------------|-------------------------|---------|---------------------------------------|---------------------------------------|------------------|----------------------|-------------------|
| 0162 | FNB  | 60132             | 28356                   |         | <b>FOLLETT SCHOOL SOLUTIONS, INC.</b> |                                       | Check            |                      |                   |
|      |      |                   |                         | E 01    | 300 620 000 406 000                   | DESTINY RENEWALS - HIGH SCHOOL        |                  | \$235.00             |                   |
|      |      | <b>PO#: 67877</b> | <b>Voucher #: 71234</b> | Invoice | <b>Invoice No: 1362400</b>            | <b>7/15/2019</b>                      | <b>Paid Amt:</b> | <b>\$700.00</b>      |                   |
|      |      |                   |                         |         |                                       |                                       |                  | <b>Check Amount:</b> | <b>\$700.00</b>   |
| 0162 | FNB  | 60133             | 30521                   |         | <b>GALEN'S SUPERMARKET</b>            |                                       | Check            |                      |                   |
|      |      |                   |                         | E 02    | 005 770 709 490 000                   | Food- Summer Food Service             |                  | \$69.66              |                   |
|      |      | <b>PO#:</b>       | <b>Voucher #: 71236</b> | Invoice | <b>Invoice No: 06/30/2019</b>         | <b>7/15/2019</b>                      | <b>Paid Amt:</b> | <b>\$69.66</b>       |                   |
|      |      |                   |                         | E 01    | 310 810 000 401 000                   | General Supplies-Maintenance          |                  | \$217.93             |                   |
|      |      | <b>PO#:</b>       | <b>Voucher #: 71237</b> | Invoice | <b>Invoice No: 6/25/2019</b>          | <b>7/15/2019</b>                      | <b>Paid Amt:</b> | <b>\$217.93</b>      |                   |
|      |      |                   |                         | E 04    | 005 586 332 490 132                   | Food- Youth Enrichment-S Rec          |                  | \$1,222.67           |                   |
|      |      |                   |                         | E 04    | 005 586 332 401 132                   | General Supplies-Youth Enrich.-S Rec  |                  | \$128.97             |                   |
|      |      | <b>PO#:</b>       | <b>Voucher #: 71238</b> | Invoice | <b>Invoice No: 06/06-06/27/2019</b>   | <b>7/15/2019</b>                      | <b>Paid Amt:</b> | <b>\$1,351.64</b>    |                   |
|      |      |                   |                         | E 04    | 005 582 344 401 000                   | General Supplies-School Readiness     |                  | \$18.83              |                   |
|      |      |                   |                         | E 01    | 100 203 000 401 000                   | General Supplies-Elem                 |                  | \$23.44              |                   |
|      |      | <b>PO#:</b>       | <b>Voucher #: 71239</b> | Invoice | <b>Invoice No: 06/03/2019</b>         | <b>7/15/2019</b>                      | <b>Paid Amt:</b> | <b>\$42.27</b>       |                   |
|      |      |                   |                         |         |                                       |                                       |                  | <b>Check Amount:</b> | <b>\$1,681.50</b> |
| 0162 | FNB  | 60134             | 30935                   |         | <b>GARDEN VALLEY TELEPHONE</b>        |                                       | Check            |                      |                   |
|      |      |                   |                         | E 04    | 005 505 321 320 000                   | Telephone-Comm Ed                     |                  | \$39.77              |                   |
|      |      |                   |                         | E 04    | 005 580 325 320 000                   | Telephone -ECFE                       |                  | \$39.77              |                   |
|      |      |                   |                         | E 01    | 310 810 000 320 000                   | Telephone-Maintenance                 |                  | \$3,664.26           |                   |
|      |      | <b>PO#:</b>       | <b>Voucher #: 71160</b> | Invoice | <b>Invoice No: 200821542</b>          | <b>7/15/2019</b>                      | <b>Paid Amt:</b> | <b>\$3,743.80</b>    |                   |
|      |      |                   |                         |         |                                       |                                       |                  | <b>Check Amount:</b> | <b>\$3,743.80</b> |
| 0162 | FNB  | 60135             | 1731                    |         | <b>GEYER INSTRUCTIONAL PRODUCTS</b>   |                                       | Check            |                      |                   |
|      |      |                   |                         | E 01    | 300 211 000 401 000                   | 150247 GRAPH STICKERS 1ST QUAD - ROL  |                  | \$39.99              |                   |
|      |      |                   |                         | E 01    | 300 211 000 401 000                   | 15243 GRAPH STICKERS ACCENTUATED -    |                  | \$79.98              |                   |
|      |      |                   |                         | E 01    | 300 211 000 401 000                   | 150241 GRAPH STICKERS NUMBERD AXIS    |                  | \$39.99              |                   |
|      |      |                   |                         | E 01    | 300 211 000 401 000                   | SHIPPING - WAIVED                     |                  | \$0.00               |                   |
|      |      |                   |                         | E 01    | 300 211 000 401 000                   | Freight                               |                  | \$20.95              |                   |
|      |      | <b>PO#: 67826</b> | <b>Voucher #: 71116</b> | Invoice | <b>Invoice No: 18972</b>              | <b>7/15/2019</b>                      | <b>Paid Amt:</b> | <b>\$180.91</b>      |                   |
|      |      |                   |                         |         |                                       |                                       |                  | <b>Check Amount:</b> | <b>\$180.91</b>   |
| 0162 | FNB  | 60136             | 33120                   |         | <b>GOPHER SPORTS</b>                  |                                       | Check            |                      |                   |
|      |      |                   |                         | E 01    | 300 241 000 430 000                   | GF20-537 RAINBOW NYLON BEAN BAGS      |                  | \$12.95              |                   |
|      |      |                   |                         | E 01    | 300 241 000 430 000                   | GF58-150 YUKI-BALL SET                |                  | \$699.00             |                   |
|      |      |                   |                         | E 01    | 300 241 000 430 000                   | GF58-619 YUKI-BALL BARRIERS 36"WX36"H |                  | \$119.90             |                   |
|      |      |                   |                         | E 01    | 300 241 000 430 000                   | GF58-620 YUKI-BALL BARRIERS 72"WX36"H |                  | \$89.95              |                   |
|      |      |                   |                         | E 01    | 300 241 000 430 000                   | SHIPPING                              |                  | \$156.70             |                   |
|      |      | <b>PO#: 67836</b> | <b>Voucher #: 71235</b> | Invoice | <b>Invoice No: 9616425</b>            | <b>7/15/2019</b>                      | <b>Paid Amt:</b> | <b>\$1,078.50</b>    |                   |
|      |      |                   |                         |         |                                       |                                       |                  | <b>Check Amount:</b> | <b>\$1,078.50</b> |

## Bagley Public Schools #162 July 2019 Check Register

| Co                | Bank              | Check No     | Code    | Rcd                | Vendor                      | Pmt/Void Date                      | Pmt Type             |                    |  |
|-------------------|-------------------|--------------|---------|--------------------|-----------------------------|------------------------------------|----------------------|--------------------|--|
| 0162              | FNB               | 60137        | 33291   |                    | <b>GRAINGER</b>             |                                    | Check                |                    |  |
|                   |                   |              |         | E 01               | 310 810 000 401 000         | General Supplies-Maintenance       |                      | \$111.39           |  |
| <b>PO#:</b>       | <b>Voucher #:</b> | <b>71110</b> | Invoice | <b>Invoice No:</b> | 9202016219                  | <b>7/15/2019</b>                   | <b>Paid Amt:</b>     | <b>\$111.39</b>    |  |
|                   |                   |              |         | E 01               | 310 810 000 401 000         | General Supplies-Maintenance       |                      | \$213.82           |  |
| <b>PO#:</b>       | <b>Voucher #:</b> | <b>71111</b> | Invoice | <b>Invoice No:</b> | 9188031362                  | <b>7/15/2019</b>                   | <b>Paid Amt:</b>     | <b>\$213.82</b>    |  |
|                   |                   |              |         | E 01               | 310 810 000 401 000         | General Supplies-Maintenance       |                      | \$286.94           |  |
| <b>PO#:</b>       | <b>Voucher #:</b> | <b>71140</b> | Invoice | <b>Invoice No:</b> | 9206376122                  | <b>7/15/2019</b>                   | <b>Paid Amt:</b>     | <b>\$286.94</b>    |  |
|                   |                   |              |         | E 01               | 310 810 000 401 000         | General Supplies-Maintenance       |                      | \$344.52           |  |
| <b>PO#:</b>       | <b>Voucher #:</b> | <b>71141</b> | Invoice | <b>Invoice No:</b> | 9206081714                  | <b>7/15/2019</b>                   | <b>Paid Amt:</b>     | <b>\$344.52</b>    |  |
|                   |                   |              |         | E 01               | 310 810 000 401 000         | General Supplies-Maintenance       |                      | \$123.90           |  |
| <b>PO#:</b>       | <b>Voucher #:</b> | <b>71307</b> | Invoice | <b>Invoice No:</b> | 9223353203                  | <b>7/15/2019</b>                   | <b>Paid Amt:</b>     | <b>\$123.90</b>    |  |
|                   |                   |              |         |                    |                             |                                    | <b>Check Amount:</b> | <b>\$1,080.57</b>  |  |
| 0162              | FNB               | 60138        | 35214   |                    | <b>HANDYMANS, INC.</b>      |                                    | Check                |                    |  |
|                   |                   |              |         | E 01               | 310 810 000 401 000         | General Supplies-Maintenance       |                      | \$1,307.00         |  |
| <b>PO#:</b>       | <b>Voucher #:</b> | <b>71241</b> | Invoice | <b>Invoice No:</b> | 139479                      | <b>7/15/2019</b>                   | <b>Paid Amt:</b>     | <b>\$1,307.00</b>  |  |
|                   |                   |              |         |                    |                             |                                    | <b>Check Amount:</b> | <b>\$1,307.00</b>  |  |
| 0162              | FNB               | 60139        | 36847   |                    | <b>HILLYARD, INC.</b>       |                                    | Check                |                    |  |
|                   |                   |              |         | E 01               | 310 810 000 401 000         | General Supplies-Maintenance       |                      | \$44.15            |  |
| <b>PO#:</b>       | <b>Voucher #:</b> | <b>71124</b> | Invoice | <b>Invoice No:</b> | 700384627                   | <b>7/15/2019</b>                   | <b>Paid Amt:</b>     | <b>\$44.15</b>     |  |
|                   |                   |              |         |                    |                             |                                    | <b>Check Amount:</b> | <b>\$44.15</b>     |  |
| 0162              | FNB               | 60140        | 1646    |                    | <b>HUDL</b>                 |                                    | Check                |                    |  |
|                   |                   |              |         | E 01               | 300 292 000 455 295         | OPEN PURCHASE ORDER FOR THE 2019-2 |                      | \$900.00           |  |
| <b>PO#:</b> 68034 | <b>Voucher #:</b> | <b>71240</b> | Invoice | <b>Invoice No:</b> | INV00572096                 | <b>7/15/2019</b>                   | <b>Paid Amt:</b>     | <b>\$900.00</b>    |  |
|                   |                   |              |         |                    |                             |                                    | <b>Check Amount:</b> | <b>\$900.00</b>    |  |
| 0162              | FNB               | 60141        | 1270    |                    | <b>IXL LEARNING</b>         |                                    | Check                |                    |  |
|                   |                   |              |         | E 01               | 100 203 000 406 000         | GRADE 2-6                          |                      | \$7,650.00         |  |
|                   |                   |              |         | E 01               | 100 203 000 406 000         | GRADE K-1                          |                      | \$1,837.50         |  |
|                   |                   |              |         | E 01               | 100 203 000 406 000         | GRADES 7-8                         |                      | \$1,837.50         |  |
|                   |                   |              |         | E 01               | 100 203 000 406 000         | GRADE 7-12                         |                      | \$450.00           |  |
| <b>PO#:</b> 67889 | <b>Voucher #:</b> | <b>71242</b> | Invoice | <b>Invoice No:</b> | S349289                     | <b>7/15/2019</b>                   | <b>Paid Amt:</b>     | <b>\$11,775.00</b> |  |
|                   |                   |              |         |                    |                             |                                    | <b>Check Amount:</b> | <b>\$11,775.00</b> |  |
| 0162              | FNB               | 60142        | 40742   |                    | <b>J&amp;K TROPHY HOUSE</b> |                                    | Check                |                    |  |
|                   |                   |              |         | E 01               | 005 010 000 401 000         | CLOCKS                             |                      | \$889.50           |  |
|                   |                   |              |         | E 01               | 005 010 000 401 000         | Freight                            |                      | \$34.38            |  |
| <b>PO#:</b> 67759 | <b>Voucher #:</b> | <b>71128</b> | Invoice | <b>Invoice No:</b> | 175752                      | <b>7/15/2019</b>                   | <b>Paid Amt:</b>     | <b>\$923.88</b>    |  |
|                   |                   |              |         | E 04               | 005 586 332 401 132         | PARTICIPATION RIBBONS              |                      | \$117.30           |  |
|                   |                   |              |         | E 04               | 005 586 332 401 132         | 4TH PLACE RIBBONS                  |                      | \$5.10             |  |
|                   |                   |              |         | E 04               | 005 586 332 401 132         | 1ST PLACE GOLD MEDALS & LANYARD    |                      | \$57.00            |  |

## Bagley Public Schools #162 July 2019 Check Register

| Co   | Bank       | Check No         | Code  | Rcd     | Vendor                                 | Pmt/Void Date                     | Pmt Type  |                      |                   |
|------|------------|------------------|-------|---------|--|-----------------------------------|-----------|----------------------|-------------------|
| 0162 | FNB        | 60142            | 40742 |         | <b>J&amp;K TROPHY HOUSE</b>            |                                   | Check     |                      |                   |
|      |            |                  |       | E 04    | 005 586 332 401 132                    | 2ND PLACE SILVER MEDAL & LANYARD  |           | \$57.00              |                   |
|      |            |                  |       | E 04    | 005 586 332 401 132                    | SHIPPING                          |           | \$8.90               |                   |
|      | PO#: 67891 | Voucher #: 71243 |       | Invoice | Invoice No: 7314221                    | 7/15/2019                         | Paid Amt: | \$245.30             |                   |
|      |            |                  |       | E 01    | 005 010 000 401 000                    | NAME PLATE FOR CLOCK              |           | \$5.76               |                   |
|      |            |                  |       | E 01    | 005 010 000 401 000                    | WILLA OLSON                       |           | \$0.00               |                   |
|      |            |                  |       | E 01    | 005 010 000 401 000                    | BAGLEY PUBLIC SCHOOLS             |           | \$0.00               |                   |
|      |            |                  |       | E 01    | 005 010 000 401 000                    | Freight                           |           | \$2.00               |                   |
|      | PO#: 67883 | Voucher #: 71244 |       | Invoice | Invoice No: 73152                      | 7/15/2019                         | Paid Amt: | \$7.76               |                   |
|      |            |                  |       |         |  |                                   |           | <b>Check Amount:</b> | <b>\$1,176.94</b> |
| 0162 | FNB        | 60143            | 41616 |         | <b>JOHN R. GREEN</b>                   |                                   | Check     |                      |                   |
|      |            |                  |       | E 01    | 100 050 000 401 000                    | 05547 LAMINATING FILM 27"X500'    |           | \$249.04             |                   |
|      | PO#: 67924 | Voucher #: 71156 |       | Invoice | Invoice No: 36749.00                   | 7/15/2019                         | Paid Amt: | \$249.04             |                   |
|      |            |                  |       | E 01    | 100 050 000 401 000                    | PLEASE SEE ATTACHED QUOTE         |           | \$685.50             |                   |
|      | PO#: 67925 | Voucher #: 71245 |       | Invoice | Invoice No: 21673                      | 7/15/2019                         | Paid Amt: | \$685.50             |                   |
|      |            |                  |       | E 01    | 100 420 740 433 000                    | PLEASE SEE ATTACHED               |           | \$113.96             |                   |
|      | PO#: 67995 | Voucher #: 71303 |       | Invoice | Invoice No: 39741                      | 7/15/2019                         | Paid Amt: | \$113.96             |                   |
|      |            |                  |       |         |  |                                   |           | <b>Check Amount:</b> | <b>\$1,048.50</b> |
| 0162 | FNB        | 60144            | 43077 |         | <b>KENNEDY &amp; GRAVEN, CHARTERED</b> |                                   | Check     |                      |                   |
|      |            |                  |       | E 01    | 005 010 000 305 000                    | Fees for Service-School Board     |           | \$767.50             |                   |
|      | PO#:       | Voucher #: 71127 |       | Invoice | Invoice No: 148904                     | 7/15/2019                         | Paid Amt: | \$767.50             |                   |
|      |            |                  |       |         |  |                                   |           | <b>Check Amount:</b> | <b>\$767.50</b>   |
| 0162 | FNB        | 60145            | 44218 |         | <b>LAKESHORE LEARNING MATERIALS</b>    |                                   | Check     |                      |                   |
|      |            |                  |       | E 01    | 100 412 740 433 000                    | PLEASE SEE ATTACHED LIST          |           | \$246.93             |                   |
|      | PO#: 67957 | Voucher #: 71180 |       | Invoice | Invoice No: 3603550619                 | 7/15/2019                         | Paid Amt: | \$246.93             |                   |
|      |            |                  |       |         |  |                                   |           | <b>Check Amount:</b> | <b>\$246.93</b>   |
| 0162 | FNB        | 60146            | 45724 |         | <b>LIGHTSPEED TECHNOLOGIES, INC.</b>   |                                   | Check     |                      |                   |
|      |            |                  |       | E 01    | 005 810 000 401 181                    | PLEASE SEE ATTACHED QUOTE #Q-3969 |           | \$5,344.00           |                   |
|      | PO#: 67955 | Voucher #: 71159 |       | Invoice | Invoice No: 121945                     | 7/15/2019                         | Paid Amt: | \$5,344.00           |                   |
|      |            |                  |       |         |  |                                   |           | <b>Check Amount:</b> | <b>\$5,344.00</b> |
| 0162 | FNB        | 60147            | 46136 |         | <b>LISTROM'S DISPOSAL, INC.</b>        |                                   | Check     |                      |                   |
|      |            |                  |       | E 01    | 310 810 000 330 000                    | Utilities-Maintenance             |           | \$665.59             |                   |
|      | PO#:       | Voucher #: 71246 |       | Invoice | Invoice No: 06/30/2019                 | 7/15/2019                         | Paid Amt: | \$665.59             |                   |
|      |            |                  |       |         |  |                                   |           | <b>Check Amount:</b> | <b>\$665.59</b>   |
| 0162 | FNB        | 60148            | 47588 |         | <b>MARC</b>                            |                                   | Check     |                      |                   |
|      |            |                  |       | E 01    | 310 810 000 401 000                    | General Supplies-Maintenance      |           | \$133.18             |                   |
|      | PO#:       | Voucher #: 71144 |       | Invoice | Invoice No: 0668226                    | 7/15/2019                         | Paid Amt: | \$133.18             |                   |
|      |            |                  |       |         |  |                                   |           | <b>Check Amount:</b> | <b>\$133.18</b>   |

10

## Bagley Public Schools #162 July 2019 Check Register

| Co          | Bank              | Check No     | Code    | Rcd                | Vendor                 | Pmt/Void Date                       | Pmt Type             |                   |  |
|-------------|-------------------|--------------|---------|--------------------|------------------------|-------------------------------------|----------------------|-------------------|--|
| 0162        | FNB               | 60149        | 47595   |                    | <b>MARCO, INC.</b>     |                                     | Check                |                   |  |
|             |                   |              |         | E 01               | 300 211 000 380 000    | Computer/Technology Lease           |                      | \$525.10          |  |
|             |                   |              |         | E 01               | 030 211 305 380 000    | Computer/Technology Lease           |                      | \$21.88           |  |
|             |                   |              |         | E 01               | 005 760 720 380 000    | Computer/Technology Lease           |                      | \$43.76           |  |
|             |                   |              |         | E 01               | 005 110 000 380 000    | Computer/Technology Lease           |                      | \$87.48           |  |
|             |                   |              |         | E 01               | 100 203 000 380 000    | Computer/Technology Lease           |                      | \$240.67          |  |
|             |                   |              |         | E 04               | 005 505 321 380 000    | Computer/Technology Lease           |                      | \$43.76           |  |
| <b>PO#:</b> | <b>Voucher #:</b> | <b>71298</b> | Invoice | <b>Invoice No:</b> | 388741480              | <b>7/15/2019</b>                    | <b>Paid Amt:</b>     | <b>\$962.65</b>   |  |
|             |                   |              |         |                    |                        |                                     | <b>Check Amount:</b> | <b>\$962.65</b>   |  |
| 0162        | FNB               | 60150        | 47626   |                    | <b>MARK'S HARDWARE</b> |                                     | Check                |                   |  |
|             |                   |              |         | E 01               | 300 361 830 433 000    | Special-Voc-Woods                   |                      | \$379.53          |  |
|             |                   |              |         | E 01               | 310 810 000 401 000    | General Supplies-Maintenance        |                      | \$828.00          |  |
|             |                   |              |         | E 01               | 005 760 720 401 000    | General Supplies-Reg Transportation |                      | \$92.60           |  |
| <b>PO#:</b> | <b>Voucher #:</b> | <b>71138</b> | Invoice | <b>Invoice No:</b> | JUNE19                 | <b>7/15/2019</b>                    | <b>Paid Amt:</b>     | <b>\$1,300.13</b> |  |
|             |                   |              |         | E 01               | 005 760 720 401 000    | General Supplies-Reg Transportation |                      | \$121.67          |  |
|             |                   |              |         | E 01               | 310 810 000 401 000    | General Supplies-Maintenance        |                      | \$1,246.73        |  |
| <b>PO#:</b> | <b>Voucher #:</b> | <b>71309</b> | Invoice | <b>Invoice No:</b> | JUNE 30, 2019          | <b>7/15/2019</b>                    | <b>Paid Amt:</b>     | <b>\$1,368.40</b> |  |
|             |                   |              |         |                    |                        |                                     | <b>Check Amount:</b> | <b>\$2,668.53</b> |  |
| 0162        | FNB               | 60151        | 51060   |                    | <b>MASA</b>            |                                     | Check                |                   |  |
|             |                   |              |         | E 01               | 005 020 000 820 000    | Dues and Membership-Supt. Office    |                      | \$1,305.00        |  |
| <b>PO#:</b> | <b>Voucher #:</b> | <b>71294</b> | Invoice | <b>Invoice No:</b> | 21-3728                | <b>7/15/2019</b>                    | <b>Paid Amt:</b>     | <b>\$1,305.00</b> |  |
|             |                   |              |         |                    |                        |                                     | <b>Check Amount:</b> | <b>\$1,305.00</b> |  |
| 0162        | FNB               | 60152        | 48644   |                    | <b>MDE</b>             |                                     | Check                |                   |  |
|             |                   |              |         | E 01               | 005 020 000 366 000    | Travel-Supt. Office                 |                      | \$299.00          |  |
|             |                   |              |         | E 01               | 100 203 000 366 000    | Travel-Elem                         |                      | \$299.00          |  |
|             |                   |              |         | E 01               | 300 211 000 366 000    | Travel-High School                  |                      | \$299.00          |  |
| <b>PO#:</b> | <b>Voucher #:</b> | <b>71248</b> | Invoice | <b>Invoice No:</b> | 21-3896                | <b>7/15/2019</b>                    | <b>Paid Amt:</b>     | <b>\$897.00</b>   |  |
|             |                   |              |         | E 01               | 005 110 000 366 000    | Travel-Business Office              |                      | \$30.00           |  |
| <b>PO#:</b> | <b>Voucher #:</b> | <b>71254</b> | Invoice | <b>Invoice No:</b> | 182                    | <b>7/15/2019</b>                    | <b>Paid Amt:</b>     | <b>\$30.00</b>    |  |
|             |                   |              |         |                    |                        |                                     | <b>Check Amount:</b> | <b>\$927.00</b>   |  |
| 0162        | FNB               | 60153        | 48402   |                    | <b>MENARDS-BEMIDJI</b> |                                     | Check                |                   |  |
|             |                   |              |         | E 01               | 310 810 000 401 000    | General Supplies-Maintenance        |                      | \$4,836.11        |  |
| <b>PO#:</b> | <b>Voucher #:</b> | <b>71147</b> | Invoice | <b>Invoice No:</b> | 75716                  | <b>7/15/2019</b>                    | <b>Paid Amt:</b>     | <b>\$4,836.11</b> |  |
|             |                   |              |         | E 01               | 310 810 000 401 000    | General Supplies-Maintenance        |                      | \$228.00          |  |
| <b>PO#:</b> | <b>Voucher #:</b> | <b>71148</b> | Invoice | <b>Invoice No:</b> | 75729                  | <b>7/15/2019</b>                    | <b>Paid Amt:</b>     | <b>\$228.00</b>   |  |
|             |                   |              |         | E 01               | 310 810 000 401 000    | General Supplies-Maintenance        |                      | \$1,441.37        |  |
| <b>PO#:</b> | <b>Voucher #:</b> | <b>71149</b> | Invoice | <b>Invoice No:</b> | 75721                  | <b>7/15/2019</b>                    | <b>Paid Amt:</b>     | <b>\$1,441.37</b> |  |
|             |                   |              |         | E 01               | 310 810 000 401 000    | General Supplies-Maintenance        |                      | \$988.87          |  |
| <b>PO#:</b> | <b>Voucher #:</b> | <b>71150</b> | Invoice | <b>Invoice No:</b> | 75722                  | <b>7/15/2019</b>                    | <b>Paid Amt:</b>     | <b>\$988.87</b>   |  |

17

## Bagley Public Schools #162 July 2019 Check Register

| Co   | Bank              | Check No          | Code         | Rcd     | Vendor  | Pmt/Void Date                       | Pmt Type             |                    |  |
|------|-------------------|-------------------|--------------|---------|---|-------------------------------------|----------------------|--------------------|--|
| 0162 | FNB               | 60153             | 48402        |         | <b>MENARDS-BEMIDJI</b>                              |                                     | Check                |                    |  |
|      |                   |                   |              | E 01    | 310 810 000 401 000                                 | General Supplies-Maintenance        |                      | \$587.47           |  |
|      | <b>PO#:</b>       | <b>Voucher #:</b> | <b>71151</b> | Invoice | <b>Invoice No:</b> 75720                            | <b>7/15/2019</b>                    | <b>Paid Amt:</b>     | <b>\$587.47</b>    |  |
|      |                   |                   |              | E 01    | 310 810 000 401 000                                 | General Supplies-Maintenance        |                      | \$613.48           |  |
|      | <b>PO#:</b>       | <b>Voucher #:</b> | <b>71256</b> | Invoice | <b>Invoice No:</b> 76206                            | <b>7/15/2019</b>                    | <b>Paid Amt:</b>     | <b>\$613.48</b>    |  |
|      |                   |                   |              | E 01    | 310 810 000 401 000                                 | General Supplies-Maintenance        |                      | \$549.93           |  |
|      | <b>PO#:</b>       | <b>Voucher #:</b> | <b>71257</b> | Invoice | <b>Invoice No:</b> 76361                            | <b>7/15/2019</b>                    | <b>Paid Amt:</b>     | <b>\$549.93</b>    |  |
|      |                   |                   |              |         |   |                                     | <b>Check Amount:</b> | <b>\$9,245.23</b>  |  |
| 0162 | FNB               | 60154             | 49565        |         | <b>MERSCHMANS SALES &amp; SERVICE, IN</b>           |                                     | Check                |                    |  |
|      |                   |                   |              | E 01    | 310 810 000 401 000                                 | General Supplies-Maintenance        |                      | \$35.08            |  |
|      | <b>PO#:</b>       | <b>Voucher #:</b> | <b>71253</b> | Invoice | <b>Invoice No:</b> 13475                            | <b>7/15/2019</b>                    | <b>Paid Amt:</b>     | <b>\$35.08</b>     |  |
|      |                   |                   |              |         |   |                                     | <b>Check Amount:</b> | <b>\$35.08</b>     |  |
| 0162 | FNB               | 60155             | 1744         |         | <b>MID STATES WIRELESS</b>                          |                                     | Check                |                    |  |
|      |                   |                   |              | E 01    | 310 810 000 401 138                                 | General Supplies-Safety Grant       |                      | \$18,377.20        |  |
|      |                   |                   |              | E 01    | 310 810 000 350 138                                 | Repair and Main Serv-Safety Grant   |                      | \$15,000.00        |  |
|      | <b>PO#:</b>       | <b>Voucher #:</b> | <b>71255</b> | Invoice | <b>Invoice No:</b> 205008850-1                      | <b>7/15/2019</b>                    | <b>Paid Amt:</b>     | <b>\$33,377.20</b> |  |
|      |                   |                   |              |         |   |                                     | <b>Check Amount:</b> | <b>\$33,377.20</b> |  |
| 0162 | FNB               | 60156             | 50656        |         | <b>MIDWEST BUS PARTS, INC</b>                       |                                     | Check                |                    |  |
|      |                   |                   |              | E 01    | 005 760 720 401 000                                 | General Supplies-Reg Transportation |                      | \$1,054.55         |  |
|      | <b>PO#:</b>       | <b>Voucher #:</b> | <b>71139</b> | Invoice | <b>Invoice No:</b> 122978                           | <b>7/15/2019</b>                    | <b>Paid Amt:</b>     | <b>\$1,054.55</b>  |  |
|      |                   |                   |              | E 01    | 005 760 720 401 000                                 | General Supplies-Reg Transportation |                      | \$25.31            |  |
|      | <b>PO#:</b>       | <b>Voucher #:</b> | <b>71250</b> | Invoice | <b>Invoice No:</b> 123436                           | <b>7/15/2019</b>                    | <b>Paid Amt:</b>     | <b>\$25.31</b>     |  |
|      |                   |                   |              |         |   |                                     | <b>Check Amount:</b> | <b>\$1,079.86</b>  |  |
| 0162 | FNB               | 60157             | 51163        |         | <b>MINNESOTA ASSOC OF SCHOOL BUSINESS OFFICIALS</b> |                                     | Check                |                    |  |
|      |                   |                   |              | E 01    | 005 110 000 820 000                                 | ANNUAL MEMBERSHIP                   |                      | \$110.00           |  |
|      | <b>PO#:</b> 68009 | <b>Voucher #:</b> | <b>71251</b> | Invoice | <b>Invoice No:</b> 300004210                        | <b>7/15/2019</b>                    | <b>Paid Amt:</b>     | <b>\$110.00</b>    |  |
|      |                   |                   |              |         |   |                                     | <b>Check Amount:</b> | <b>\$110.00</b>    |  |
| 0162 | FNB               | 60158             | 1641         |         | <b>MINNESOTA ELECTRICAL ASS'N, INC.</b>             |                                     | Check                |                    |  |
|      |                   |                   |              | E 01    | 310 810 000 820 000                                 | ELECTRIC TRAINING ONLINE            |                      | \$294.00           |  |
|      | <b>PO#:</b> 68118 | <b>Voucher #:</b> | <b>71249</b> | Invoice | <b>Invoice No:</b> 64402                            | <b>7/15/2019</b>                    | <b>Paid Amt:</b>     | <b>\$294.00</b>    |  |
|      |                   |                   |              |         |   |                                     | <b>Check Amount:</b> | <b>\$294.00</b>    |  |
| 0162 | FNB               | 60159             | 1383         |         | <b>MINNESOTA INSURANCE SCHOLASTIC TRUST</b>         |                                     | Check                |                    |  |
|      |                   |                   |              | E 01    | 005 760 720 340 000                                 | Property Insurance-Transportation   |                      | \$13,395.05        |  |
|      |                   |                   |              | E 01    | 005 940 000 340 000                                 | Property Insurance                  |                      | \$45,472.77        |  |
|      | <b>PO#:</b>       | <b>Voucher #:</b> | <b>71105</b> | Invoice | <b>Invoice No:</b> 061819                           | <b>7/15/2019</b>                    | <b>Paid Amt:</b>     | <b>\$58,867.82</b> |  |
|      |                   |                   |              |         |   |                                     | <b>Check Amount:</b> | <b>\$58,867.82</b> |  |

## Bagley Public Schools #162 July 2019 Check Register

| Co   | Bank              | Check No          | Code         | Rcd     | Vendor  | Pmt/Void Date                       | Pmt Type             |                   |  |
|------|-------------------|-------------------|--------------|---------|---|-------------------------------------|----------------------|-------------------|--|
| 0162 | FNB               | 60160             | 52095        |         | <b>MINNESOTA SCHOOL BOARDS ASSOC.</b>           |                                     | Check                |                   |  |
|      |                   |                   |              | E 01    | 005 010 000 820 000                             | Dues and Membership-School Board    |                      | \$5,149.00        |  |
|      | <b>PO#:</b>       | <b>Voucher #:</b> | <b>71106</b> | Invoice | <b>Invoice No:</b> 22611F6K1M5                  | <b>7/15/2019</b>                    | <b>Paid Amt:</b>     | <b>\$5,149.00</b> |  |
|      |                   |                   |              |         |   |                                     | <b>Check Amount:</b> | <b>\$5,149.00</b> |  |
| 0162 | FNB               | 60161             | 53461        |         | <b>MOORHEAD ISD # 0152</b>                      |                                     | Check                |                   |  |
|      |                   |                   |              | E 01    | 998 211 000 390 000                             | Ed Pay to MN Sch Ds                 |                      | \$31.98           |  |
|      | <b>PO#:</b>       | <b>Voucher #:</b> | <b>71252</b> | Invoice | <b>Invoice No:</b> 003403                       | <b>7/15/2019</b>                    | <b>Paid Amt:</b>     | <b>\$31.98</b>    |  |
|      |                   |                   |              |         |   |                                     | <b>Check Amount:</b> | <b>\$31.98</b>    |  |
| 0162 | FNB               | 60162             | 51919        |         | <b>MREA</b>                                     |                                     | Check                |                   |  |
|      |                   |                   |              | E 01    | 005 110 000 820 000                             | Dues and Membership-Business Office |                      | \$2,228.00        |  |
|      | <b>PO#:</b>       | <b>Voucher #:</b> | <b>71115</b> | Invoice | <b>Invoice No:</b> 2020-1549                    | <b>7/15/2019</b>                    | <b>Paid Amt:</b>     | <b>\$2,228.00</b> |  |
|      |                   |                   |              |         |   |                                     | <b>Check Amount:</b> | <b>\$2,228.00</b> |  |
| 0162 | FNB               | 60163             | 1211         |         | <b>MSOPA</b>                                    |                                     | Check                |                   |  |
|      |                   |                   |              | E 01    | 005 110 000 820 000                             | 2019-2020 MEMBERSHIP DUES           |                      | \$50.00           |  |
|      | <b>PO#:</b> 68122 | <b>Voucher #:</b> | <b>71247</b> | Invoice | <b>Invoice No:</b> 2019-2020                    | <b>7/15/2019</b>                    | <b>Paid Amt:</b>     | <b>\$50.00</b>    |  |
|      |                   |                   |              |         |   |                                     | <b>Check Amount:</b> | <b>\$50.00</b>    |  |
| 0162 | FNB               | 60164             | 1237         |         | <b>MULCAHY COMPANY</b>                          |                                     | Check                |                   |  |
|      |                   |                   |              | E 01    | 310 810 000 401 000                             | General Supplies-Maintenance        |                      | \$660.03          |  |
|      | <b>PO#:</b>       | <b>Voucher #:</b> | <b>71145</b> | Invoice | <b>Invoice No:</b> 371870                       | <b>7/15/2019</b>                    | <b>Paid Amt:</b>     | <b>\$660.03</b>   |  |
|      |                   |                   |              |         |   |                                     | <b>Check Amount:</b> | <b>\$660.03</b>   |  |
| 0162 | FNB               | 60165             | 54338        |         | <b>NASCO</b>                                    |                                     | Check                |                   |  |
|      |                   |                   |              | E 01    | 300 260 000 430 000                             | PLEASE SEE ATTACHED                 |                      | \$434.24          |  |
|      | <b>PO#:</b> 67923 | <b>Voucher #:</b> | <b>71154</b> | Invoice | <b>Invoice No:</b> 421835                       | <b>7/15/2019</b>                    | <b>Paid Amt:</b>     | <b>\$434.24</b>   |  |
|      |                   |                   |              | E 01    | 300 241 000 430 000                             | HEALTH EDUCATION IDEAS & ACTIVITIES |                      | \$34.16           |  |
|      |                   |                   |              | E 01    | 300 241 000 430 000                             | TWELVE: YOUNG ADDICTS SPEAK FROM    |                      | \$152.96          |  |
|      | <b>PO#:</b> 67919 | <b>Voucher #:</b> | <b>71155</b> | Invoice | <b>Invoice No:</b> 421819                       | <b>7/15/2019</b>                    | <b>Paid Amt:</b>     | <b>\$187.12</b>   |  |
|      |                   |                   |              |         |   |                                     | <b>Check Amount:</b> | <b>\$621.36</b>   |  |
| 0162 | FNB               | 60166             | 55660        |         | <b>NAYLOR'S HEATING AND REFRIGERATION, LLC.</b> |                                     | Check                |                   |  |
|      |                   |                   |              | E 01    | 310 810 000 305 000                             | Fees For Services-Maintenance       |                      | \$1,605.00        |  |
|      |                   |                   |              | E 01    | 310 810 000 401 000                             | General Supplies-Maintenance        |                      | \$205.70          |  |
|      | <b>PO#:</b>       | <b>Voucher #:</b> | <b>71259</b> | Invoice | <b>Invoice No:</b> 133215, 133216               | <b>7/15/2019</b>                    | <b>Paid Amt:</b>     | <b>\$1,810.70</b> |  |
|      |                   |                   |              |         |   |                                     | <b>Check Amount:</b> | <b>\$1,810.70</b> |  |
| 0162 | FNB               | 60167             | 55863        |         | <b>NEI BOTTLING, INC.</b>                       |                                     | Check                |                   |  |
|      |                   |                   |              | E 01    | 300 292 000 490 295                             | Food-Athletic Support               |                      | \$312.00          |  |
|      | <b>PO#:</b>       | <b>Voucher #:</b> | <b>71308</b> | Invoice | <b>Invoice No:</b> 121255                       | <b>7/15/2019</b>                    | <b>Paid Amt:</b>     | <b>\$312.00</b>   |  |
|      |                   |                   |              |         |   |                                     | <b>Check Amount:</b> | <b>\$312.00</b>   |  |

## Bagley Public Schools #162 July 2019 Check Register

| Co   | Bank | Check No   | Code             | Rcd     | Vendor                                | Pmt/Void Date                         | Pmt Type      |             |  |
|------|------|------------|------------------|---------|---------------------------------------|---------------------------------------|---------------|-------------|--|
| 0162 | FNB  | 60168      | 1232             |         | <b>NORTHERN AIR FAMILY FUN CENTER</b> |                                       | Check         |             |  |
|      |      |            |                  | E 04    | 005 586 332 369 132                   | ADMISSION                             |               | \$1,623.00  |  |
|      |      | PO#: 67911 | Voucher #: 71258 | Invoice | Invoice No: 6/21/2019                 | 7/15/2019                             | Paid Amt:     | \$1,623.00  |  |
|      |      |            |                  |         |                                       |                                       | Check Amount: | \$1,623.00  |  |
| 0162 | FNB  | 60169      | 1152             |         | <b>NORTHLAND TRUST SERVICES</b>       |                                       | Check         |             |  |
|      |      |            |                  | E 07    | 005 910 000 720 392                   | Bond Interest                         |               | \$84,407.50 |  |
|      |      | PO#:       | Voucher #: 71158 | Invoice | Invoice No: 062519                    | 7/15/2019                             | Paid Amt:     | \$84,407.50 |  |
|      |      |            |                  |         |                                       |                                       | Check Amount: | \$84,407.50 |  |
| 0162 | FNB  | 60170      | 58420            |         | <b>NORTHWEST SERVICE COOPERATIVE</b>  |                                       | Check         |             |  |
|      |      |            |                  | E 01    | 005 020 000 366 000                   | Travel-Supt. Office                   |               | \$435.00    |  |
|      |      | PO#:       | Voucher #: 71122 | Invoice | Invoice No: 3227                      | 7/15/2019                             | Paid Amt:     | \$435.00    |  |
|      |      |            |                  | E 01    | 300 640 316 366 000                   | Travel-Staff Development              |               | \$150.00    |  |
|      |      | PO#:       | Voucher #: 71123 | Invoice | Invoice No: 3216                      | 7/15/2019                             | Paid Amt:     | \$150.00    |  |
|      |      |            |                  | E 02    | 005 770 701 305 000                   | Fees For Services-Lic and Inspections |               | \$1,017.50  |  |
|      |      | PO#:       | Voucher #: 71203 | Invoice | Invoice No: 3259                      | 7/15/2019                             | Paid Amt:     | \$1,017.50  |  |
|      |      |            |                  |         |                                       |                                       | Check Amount: | \$1,602.50  |  |
| 0162 | FNB  | 60171      | 59060            |         | <b>OFFICE DEPOT, INC.</b>             |                                       | Check         |             |  |
|      |      |            |                  | E 01    | 300 256 000 401 000                   | 242300 DURACELL COPPERTOP BATTERIE    |               | \$307.92    |  |
|      |      | PO#: 67920 | Voucher #: 71260 | Invoice | Invoice No: 329479025001              | 7/15/2019                             | Paid Amt:     | \$307.92    |  |
|      |      |            |                  | E 01    | 100 203 000 401 000                   | PLEASE SEE ATTACHED                   |               | \$72.42     |  |
|      |      | PO#: 67931 | Voucher #: 71261 | Invoice | Invoice No: 329983626001, 329984      | 7/15/2019                             | Paid Amt:     | \$72.42     |  |
|      |      |            |                  |         |                                       |                                       | Check Amount: | \$380.34    |  |
| 0162 | FNB  | 60172      | 61847            |         | <b>PITCH BLACK SEALCOATING</b>        |                                       | Check         |             |  |
|      |      |            |                  | E 01    | 005 865 384 350 000                   | BHS & BES PARKING LOT REPAIRS         |               | \$29,520.93 |  |
|      |      | PO#: 67823 | Voucher #: 71311 | Invoice | Invoice No: 6932                      | 7/15/2019                             | Paid Amt:     | \$29,520.93 |  |
|      |      |            |                  |         |                                       |                                       | Check Amount: | \$29,520.93 |  |
| 0162 | FNB  | 60173      | 62215            |         | <b>POPPLERS MUSIC INC</b>             |                                       | Check         |             |  |
|      |      |            |                  | E 01    | 300 259 000 401 000                   | CR8025 CLARINET REED                  |               | \$24.00     |  |
|      |      |            |                  | E 01    | 300 259 000 401 000                   | CR8035 CLARINT REED                   |               | \$24.00     |  |
|      |      |            |                  | E 01    | 300 259 000 401 000                   | RJR2530 RICO RESERVA ALTO SAX         |               | \$48.70     |  |
|      |      |            |                  | E 01    | 300 259 000 401 000                   | RVA 2530 RICO TENOR SAX 3             |               | \$57.80     |  |
|      |      |            |                  | E 01    | 300 259 000 401 000                   | RICO CLARINET REED 3                  |               | \$12.95     |  |
|      |      |            |                  | E 01    | 300 259 000 401 000                   | RICO ROYAL BARI SAX 3.5               |               | \$35.05     |  |
|      |      |            |                  | E 01    | 300 259 000 430 000                   | 04003748 HIGHLIGHTS FROM THE PHANTC   |               | \$60.00     |  |
|      |      |            |                  | E 01    | 300 259 000 430 000                   | 0400233C ST PETERSBURG MARCH          |               | \$5.00      |  |
|      |      |            |                  | E 01    | 300 259 000 401 000                   | JUPITER BARITONE VALVE GUIDE          |               | \$2.00      |  |
|      |      |            |                  | E 01    | 300 259 000 401 000                   | JUNITER EUPHONIUM VALVE GUIDE         |               | \$2.00      |  |
|      |      |            |                  | E 01    | 300 259 000 401 000                   | CM308 VNDEREN CLARINET MOUTHPIECE     |               | \$115.95    |  |

## Bagley Public Schools #162 July 2019 Check Register

| Co   | Bank | Check No          | Code                    | Rcd     | Vendor                            | Pmt/Void Date                       | Pmt Type         |                      |                    |
|------|------|-------------------|-------------------------|---------|-----------------------------------|-------------------------------------|------------------|----------------------|--------------------|
| 0162 | FNB  | 60173             | 62215                   |         | <b>POPPLERS MUSIC INC</b>         |                                     | Check            |                      |                    |
|      |      |                   |                         | E 01    | 300 259 000 430 000               | 04474590 CHAMBER MAGIC FOR THEE WC  |                  | \$6.99               |                    |
|      |      | <b>PO#:</b> 67882 | <b>Voucher #:</b> 71262 | Invoice | <b>Invoice No:</b> 2284275        | 7/15/2019                           | <b>Paid Amt:</b> | <b>\$394.44</b>      |                    |
|      |      |                   |                         |         |                                   |                                     |                  | <b>Check Amount:</b> | <b>\$394.44</b>    |
| 0162 | FNB  | 60174             | 63020                   |         | <b>PUBLIC UTILITIES</b>           |                                     | Check            |                      |                    |
|      |      |                   |                         | E 01    | 310 810 000 330 000               | Utilities-Maintenance               |                  | \$21,492.71          |                    |
|      |      | <b>PO#:</b>       | <b>Voucher #:</b> 71299 | Invoice | <b>Invoice No:</b> 06/28/2019     | 7/15/2019                           | <b>Paid Amt:</b> | <b>\$21,492.71</b>   |                    |
|      |      |                   |                         |         |                                   |                                     |                  | <b>Check Amount:</b> | <b>\$21,492.71</b> |
| 0162 | FNB  | 60175             | 63365                   |         | <b>QUILL CORPORATION</b>          |                                     | Check            |                      |                    |
|      |      |                   |                         | E 04    | 005 582 344 401 000               | PLEASE SEE ATTACHED                 |                  | \$61.98              |                    |
|      |      |                   |                         | E 04    | 005 582 344 401 000               | PLEASE SEE ATTACHED                 |                  | \$364.09             |                    |
|      |      | <b>PO#:</b> 67945 | <b>Voucher #:</b> 71179 | Invoice | <b>Invoice No:</b> 8112435        | 7/15/2019                           | <b>Paid Amt:</b> | <b>\$426.07</b>      |                    |
|      |      |                   |                         | E 01    | 300 211 000 401 000               | PLEASE SEE ATTACHED                 |                  | \$136.96             |                    |
|      |      | <b>PO#:</b> 67960 | <b>Voucher #:</b> 71263 | Invoice | <b>Invoice No:</b> 8182151        | 7/15/2019                           | <b>Paid Amt:</b> | <b>\$136.96</b>      |                    |
|      |      |                   |                         |         |                                   |                                     |                  | <b>Check Amount:</b> | <b>\$563.03</b>    |
| 0162 | FNB  | 60176             | 1721                    |         | <b>RCN TECHNOLOGIES</b>           |                                     | Check            |                      |                    |
|      |      |                   |                         | E 01    | 005 810 000 401 181               | PLEASE SEE ATTACHED QUOTE #865-0085 |                  | \$4,394.94           |                    |
|      |      | <b>PO#:</b> 67756 | <b>Voucher #:</b> 71190 | Invoice | <b>Invoice No:</b> 102838778      | 7/15/2019                           | <b>Paid Amt:</b> | <b>\$4,394.94</b>    |                    |
|      |      |                   |                         |         |                                   |                                     |                  | <b>Check Amount:</b> | <b>\$4,394.94</b>  |
| 0162 | FNB  | 60177             | 64377                   |         | <b>REALLY GOOD STUFF, INC.</b>    |                                     | Check            |                      |                    |
|      |      |                   |                         | E 01    | 100 203 000 401 000               | BLUE SPARKLE SCALLOPED BORDER TRIF  |                  | \$28.44              |                    |
|      |      |                   |                         | E 01    | 100 203 000 401 000               | BLACK SPARKLE SCALLOPED BORDER TR   |                  | \$28.44              |                    |
|      |      | <b>PO#:</b> 68002 | <b>Voucher #:</b> 71264 | Invoice | <b>Invoice No:</b> 6914251        | 7/15/2019                           | <b>Paid Amt:</b> | <b>\$56.88</b>       |                    |
|      |      |                   |                         | E 01    | 100 203 000 401 000               | 704918 WOODLAND TAGS & PLATES SET   |                  | \$0.00               |                    |
|      |      |                   |                         | E 01    | 100 203 000 401 000               | 165314 FRACTION DOMINOES            |                  | \$10.44              |                    |
|      |      | <b>PO#:</b> 67999 | <b>Voucher #:</b> 71265 | Invoice | <b>Invoice No:</b> 6914858        | 7/15/2019                           | <b>Paid Amt:</b> | <b>\$10.44</b>       |                    |
|      |      |                   |                         | E 01    | 100 203 000 401 000               | PLEASE SEE ATTACHED                 |                  | \$30.36              |                    |
|      |      | <b>PO#:</b> 67984 | <b>Voucher #:</b> 71266 | Invoice | <b>Invoice No:</b> 6913253        | 7/15/2019                           | <b>Paid Amt:</b> | <b>\$30.36</b>       |                    |
|      |      |                   |                         |         |                                   |                                     |                  | <b>Check Amount:</b> | <b>\$97.68</b>     |
| 0162 | FNB  | 60178             | 64630                   |         | <b>REGION I ESV</b>               |                                     | Check            |                      |                    |
|      |      |                   |                         | E 01    | 005 110 000 305 000               | Flex                                |                  | \$4,525.61           |                    |
|      |      | <b>PO#:</b>       | <b>Voucher #:</b> 71301 | Invoice | <b>Invoice No:</b> 7931           | 7/15/2019                           | <b>Paid Amt:</b> | <b>\$4,525.61</b>    |                    |
|      |      |                   |                         |         |                                   |                                     |                  | <b>Check Amount:</b> | <b>\$4,525.61</b>  |
| 0162 | FNB  | 60179             | 64972                   |         | <b>RENAISSANCE LEARNING, INC.</b> |                                     | Check            |                      |                    |
|      |      |                   |                         | E 01    | 100 203 000 406 000               | ACCELERATED READER 360              |                  | \$3,960.00           |                    |
|      |      |                   |                         | E 01    | 100 203 000 406 000               | ANNUAL HOSTING FEE                  |                  | \$635.00             |                    |
|      |      | <b>PO#:</b> 67933 | <b>Voucher #:</b> 71267 | Invoice | <b>Invoice No:</b> INV4482512     | 7/15/2019                           | <b>Paid Amt:</b> | <b>\$4,595.00</b>    |                    |
|      |      |                   |                         |         |                                   |                                     |                  | <b>Check Amount:</b> | <b>\$4,595.00</b>  |

21

## Bagley Public Schools #162 July 2019 Check Register

| Co   | Bank              | Check No          | Code         | Rcd     | Vendor                                    | Pmt/Void Date                       | Pmt Type                      |
|------|-------------------|-------------------|--------------|---------|---|-------------------------------------|-------------------------------|
| 0162 | FNB               | 60180             | 65141        |         | <b>RF BACKFLOW</b>                        |                                     | Check                         |
|      |                   |                   |              | E 01    | 005 865 363 305 000                       | Fees For Services                   | \$287.99                      |
|      | <b>PO#:</b>       | <b>Voucher #:</b> | <b>71305</b> | Invoice | <b>Invoice No:</b> 2527                   | <b>7/15/2019</b>                    | <b>Paid Amt: \$287.99</b>     |
|      |                   |                   |              |         |   |                                     | <b>Check Amount: \$287.99</b> |
| 0162 | FNB               | 60181             | 1129         |         | <b>ROCKLER WOODWORKING &amp; HARDWARE</b> |                                     | Check                         |
|      |                   |                   |              | E 01    | 300 361 830 433 000                       | 49221 DOWELING JIG                  | \$118.98                      |
|      |                   |                   |              | E 01    | 300 361 830 433 000                       | 70177 WOOD GLUE                     | \$89.96                       |
|      |                   |                   |              | E 01    | 300 361 830 433 000                       | 49989 KREIG JIG                     | \$129.00                      |
|      |                   |                   |              | E 01    | 300 361 830 433 000                       | SHIPPING                            | \$19.99                       |
|      | <b>PO#: 67865</b> | <b>Voucher #:</b> | <b>71304</b> | Invoice | <b>Invoice No:</b> 6243648, 6247489       | <b>7/15/2019</b>                    | <b>Paid Amt: \$357.93</b>     |
|      |                   |                   |              |         |   |                                     | <b>Check Amount: \$357.93</b> |
| 0162 | FNB               | 60182             | 65651        |         | <b>ROGER'S TWO WAY RADIO, INC.</b>        |                                     | Check                         |
|      |                   |                   |              | E 01    | 005 760 720 401 000                       | General Supplies-Reg Transportation | \$307.60                      |
|      | <b>PO#:</b>       | <b>Voucher #:</b> | <b>71183</b> | Invoice | <b>Invoice No:</b> 13714                  | <b>7/15/2019</b>                    | <b>Paid Amt: \$307.60</b>     |
|      |                   |                   |              |         |   |                                     | <b>Check Amount: \$307.60</b> |
| 0162 | FNB               | 60183             | 66928        |         | <b>SCHOLASTIC BOOK CLUBS, INC.</b>        |                                     | Check                         |
|      |                   |                   |              | E 01    | 300 605 510 430 000                       | PLEASE SEE ATTACHED ORDER           | \$319.56                      |
|      | <b>PO#: 67893</b> | <b>Voucher #:</b> | <b>71194</b> | Invoice | <b>Invoice No:</b> 2048712976             | <b>7/15/2019</b>                    | <b>Paid Amt: \$319.56</b>     |
|      |                   |                   |              |         |   |                                     | <b>Check Amount: \$319.56</b> |
| 0162 | FNB               | 60184             | 67160        |         | <b>SCHOOL SPECIALTY, INC.</b>             |                                     | Check                         |
|      |                   |                   |              | E 01    | 300 050 000 401 000                       | PLEASE SEE ATTACHED                 | \$149.46                      |
|      | <b>PO#: 67993</b> | <b>Voucher #:</b> | <b>71270</b> | Invoice | <b>Invoice No:</b> 308103322742           | <b>7/15/2019</b>                    | <b>Paid Amt: \$149.46</b>     |
|      |                   |                   |              | E 01    | 300 050 000 401 000                       | PLEASE SEE ATTACHED                 | \$132.69                      |
|      | <b>PO#: 67992</b> | <b>Voucher #:</b> | <b>71271</b> | Invoice | <b>Invoice No:</b> 208123073274           | <b>7/15/2019</b>                    | <b>Paid Amt: \$132.69</b>     |
|      |                   |                   |              | E 01    | 300 050 000 401 000                       | PLEASE SEE ATTACHED                 | \$193.10                      |
|      | <b>PO#: 67991</b> | <b>Voucher #:</b> | <b>71272</b> | Invoice | <b>Invoice No:</b> 308103322741           | <b>7/15/2019</b>                    | <b>Paid Amt: \$193.10</b>     |
|      |                   |                   |              | E 01    | 100 050 000 401 000                       | PLEASE SEE ATTACHED                 | \$37.37                       |
|      | <b>PO#: 67929</b> | <b>Voucher #:</b> | <b>71273</b> | Invoice | <b>Invoice No:</b> 208123082689           | <b>7/15/2019</b>                    | <b>Paid Amt: \$37.37</b>      |
|      |                   |                   |              | E 01    | 100 050 000 401 000                       | PLEASE SEE ATTACHED                 | \$516.39                      |
|      | <b>PO#: 67928</b> | <b>Voucher #:</b> | <b>71274</b> | Invoice | <b>Invoice No:</b> 208123082673           | <b>7/15/2019</b>                    | <b>Paid Amt: \$516.39</b>     |
|      |                   |                   |              | E 01    | 300 256 000 401 000                       | PLEASE SEE ATTACHED                 | \$144.10                      |
|      | <b>PO#: 67848</b> | <b>Voucher #:</b> | <b>71275</b> | Invoice | <b>Invoice No:</b> 208123113278           | <b>7/15/2019</b>                    | <b>Paid Amt: \$144.10</b>     |
|      |                   |                   |              | E 01    | 300 256 000 401 000                       | PLEASE SEE ATTACHED                 | \$185.35                      |
|      | <b>PO#: 67847</b> | <b>Voucher #:</b> | <b>71276</b> | Invoice | <b>Invoice No:</b> 20823113277            | <b>7/15/2019</b>                    | <b>Paid Amt: \$185.35</b>     |
|      |                   |                   |              | E 01    | 300 211 000 401 000                       | PLEASE SEE ATTACHED                 | \$170.73                      |
|      | <b>PO#: 67812</b> | <b>Voucher #:</b> | <b>71277</b> | Invoice | <b>Invoice No:</b> 208123113247           | <b>7/15/2019</b>                    | <b>Paid Amt: \$170.73</b>     |
|      |                   |                   |              | E 01    | 300 270 000 430 000                       | PLEASE SEE ATTACHED                 | \$22.79                       |
|      | <b>PO#: 67994</b> | <b>Voucher #:</b> | <b>71278</b> | Invoice | <b>Invoice No:</b> 208123063012           | <b>7/15/2019</b>                    | <b>Paid Amt: \$22.79</b>      |

22

## Bagley Public Schools #162 July 2019 Check Register

| Co   | Bank       | Check No   | Code  | Rcd     | Vendor  | Pmt/Void Date                            | Pmt Type      |            |  |
|------|------------|------------|-------|---------|---|--|---------------|------------|--|
| 0162 | FNB        | 60184      | 67160 |         | <b>SCHOOL SPECIALTY, INC.</b>                 |  | Check         |            |  |
|      |            |            |       | E 01    | 300 605 320 401 000                           | PLEASE SEE ATTACHED                      |               | \$5,978.45 |  |
|      | PO#: 67963 | Voucher #: | 71281 | Invoice | Invoice No: 308103318679                      | 7/15/2019                                | Paid Amt:     | \$5,978.45 |  |
|      |            |            |       | E 01    | 300 270 000 401 000                           | PLEASE SEE ATTACHED                      |               | \$272.92   |  |
|      |            |            |       | E 01    | 300 291 000 401 141                           | General Supplies-History Day             |               | \$81.64    |  |
|      | PO#: 67857 | Voucher #: | 71282 | Invoice | Invoice No: 208122937442                      | 7/15/2019                                | Paid Amt:     | \$354.56   |  |
|      |            |            |       | E 01    | 300 050 000 401 000                           | PLEASE SEE ATTACHED                      |               | \$138.29   |  |
|      | PO#: 67990 | Voucher #: | 71283 | Invoice | Invoice No: 208123101654                      | 7/15/2019                                | Paid Amt:     | \$138.29   |  |
|      |            |            |       |         |   |  | Check Amount: | \$8,023.28 |  |
| 0162 | FNB        | 60185      | 1384  |         | <b>SEABERG SOLAR SALT</b>                     |  | Check         |            |  |
|      |            |            |       | E 01    | 310 810 000 401 000                           | General Supplies-Maintenance             |               | \$476.92   |  |
|      | PO#:       | Voucher #: | 71268 | Invoice | Invoice No: 3729, 3730                        | 7/15/2019                                | Paid Amt:     | \$476.92   |  |
|      |            |            |       |         |   |  | Check Amount: | \$476.92   |  |
| 0162 | FNB        | 60186      | 1728  | REMIT   | <b>SHOOTING STAR CASINO</b>                   |  | Check         |            |  |
|      |            |            |       | E 04    | 005 586 332 305 132                           | Fees For Services- Youth Enrich. - S Rec |               | \$460.00   |  |
|      | PO#:       | Voucher #: | 71112 | Invoice | Invoice No: SSINV1067671                      | 7/15/2019                                | Paid Amt:     | \$460.00   |  |
|      |            |            |       |         |   |  | Check Amount: | \$460.00   |  |
| 0162 | FNB        | 60187      | 69235 |         | <b>SOLID BOTTOM SEPTIC</b>                    |  | Check         |            |  |
|      |            |            |       | E 04    | 005 586 332 305 132                           | PORT-A-JOHN - JUNE                       |               | \$280.00   |  |
|      | PO#: 67905 | Voucher #: | 71279 | Invoice | Invoice No: 494                               | 7/15/2019                                | Paid Amt:     | \$280.00   |  |
|      |            |            |       |         |   |  | Check Amount: | \$280.00   |  |
| 0162 | FNB        | 60188      | 1669  |         | <b>STACK SPORTS</b>                           |  | Check         |            |  |
|      |            |            |       | E 01    | 300 292 000 455 295                           | OPEN PURCHASE ORDER FOR THE 2019-2       |               | \$1,200.00 |  |
|      | PO#: 68048 | Voucher #: | 71269 | Invoice | Invoice No: INV129628                         | 7/15/2019                                | Paid Amt:     | \$1,200.00 |  |
|      |            |            |       |         |   |  | Check Amount: | \$1,200.00 |  |
| 0162 | FNB        | 60189      | 73228 |         | <b>SUPREME GRAPHICS-SUPREME SCHOOL SUPPLY</b> |  | Check         |            |  |
|      |            |            |       | E 01    | 300 211 000 401 000                           | PLEASE SEE ATTACHED                      |               | \$1,263.46 |  |
|      |            |            |       | E 01    | 300 211 000 401 000                           | SHIPPING                                 |               | \$0.00     |  |
|      | PO#: 67918 | Voucher #: | 71135 | Invoice | Invoice No: 100818                            | 7/15/2019                                | Paid Amt:     | \$1,263.46 |  |
|      |            |            |       |         |   |  | Check Amount: | \$1,263.46 |  |
| 0162 | FNB        | 60190      | 1742  |         | <b>TAMARACK</b>                               |  | Check         |            |  |
|      |            |            |       | E 01    | 310 810 000 401 000                           | MATERIALS FOR RESIDING AROUND ENTF       |               | \$1,212.60 |  |
|      | PO#: 68121 | Voucher #: | 71288 | Invoice | Invoice No: 9544579                           | 7/15/2019                                | Paid Amt:     | \$1,212.60 |  |
|      |            |            |       |         |   |  | Check Amount: | \$1,212.60 |  |
| 0162 | FNB        | 60191      | 74083 |         | <b>TEACHER DIRECT</b>                         |  | Check         |            |  |
|      |            |            |       | E 01    | 100 203 000 401 000                           | PLEASE SEE ATTACHED                      |               | \$209.46   |  |
|      | PO#: 67998 | Voucher #: | 71284 | Invoice | Invoice No: 19067                             | 7/15/2019                                | Paid Amt:     | \$209.46   |  |

## Bagley Public Schools #162 July 2019 Check Register

| Co   | Bank       | Check No   | Code  | Rcd     | Vendor                                | Pmt/Void Date                       | Pmt Type      |             |  |
|------|------------|------------|-------|---------|---------------------------------------|-------------------------------------|---------------|-------------|--|
| 0162 | FNB        | 60191      | 74083 |         | <b>TEACHER DIRECT</b>                 |                                     | Check         |             |  |
|      |            |            |       | E 01    | 100 203 000 401 000                   | PLEASE SEE ATTACHED                 |               | \$119.24    |  |
|      | PO#: 67996 | Voucher #: | 71285 | Invoice | Invoice No: 17697                     | 7/15/2019                           | Paid Amt:     | \$119.24    |  |
|      |            |            |       | E 01    | 100 203 000 401 000                   | PLEASE SEE ATTACHED                 |               | \$55.68     |  |
|      | PO#: 68005 | Voucher #: | 71286 | Invoice | Invoice No: 17705                     | 7/15/2019                           | Paid Amt:     | \$55.68     |  |
|      |            |            |       |         |                                       |                                     | Check Amount: | \$384.38    |  |
| 0162 | FNB        | 60192      | 74179 |         | <b>TEAM LABORATORY CHEMICAL CORP.</b> |                                     | Check         |             |  |
|      |            |            |       | E 01    | 310 810 000 401 000                   | General Supplies-Maintenance        |               | \$807.50    |  |
|      | PO#:       | Voucher #: | 71306 | Invoice | Invoice No: INV0016911                | 7/15/2019                           | Paid Amt:     | \$807.50    |  |
|      |            |            |       |         |                                       |                                     | Check Amount: | \$807.50    |  |
| 0162 | FNB        | 60193      | 74218 |         | <b>TELIN TRANSPORTATION GROUP</b>     |                                     | Check         |             |  |
|      |            |            |       | E 01    | 005 760 720 401 000                   | General Supplies-Reg Transportation |               | \$276.14    |  |
|      | PO#:       | Voucher #: | 71287 | Invoice | Invoice No: 117852                    | 7/15/2019                           | Paid Amt:     | \$276.14    |  |
|      |            |            |       |         |                                       |                                     | Check Amount: | \$276.14    |  |
| 0162 | FNB        | 60194      | 76379 |         | <b>TREETOP PUBLISHING</b>             |                                     | Check         |             |  |
|      |            |            |       | E 01    | 100 203 000 430 000                   | 5027 WIDE LINED BARE BOOKS          |               | \$205.00    |  |
|      |            |            |       | E 01    | 100 203 000 430 000                   | SHIPPING                            |               | \$20.50     |  |
| 24   | PO#: 67938 | Voucher #: | 71280 | Invoice | Invoice No: 649693                    | 7/15/2019                           | Paid Amt:     | \$225.50    |  |
|      |            |            |       |         |                                       |                                     | Check Amount: | \$225.50    |  |
| 0162 | FNB        | 60195      | 77863 |         | <b>US BANK</b>                        |                                     | Check         |             |  |
|      |            |            |       | E 01    | 005 850 000 581 391                   | Interest on Capital Lease-2014A     |               | \$56,331.25 |  |
|      | PO#:       | Voucher #: | 71198 | Invoice | Invoice No: 1430814                   | 7/15/2019                           | Paid Amt:     | \$56,331.25 |  |
|      |            |            |       | E 01    | 005 850 000 581 390                   | Interest on Capital Lease-2013B     |               | \$30,489.38 |  |
|      | PO#:       | Voucher #: | 71199 | Invoice | Invoice No: 1430819                   | 7/15/2019                           | Paid Amt:     | \$30,489.38 |  |
|      |            |            |       |         |                                       |                                     | Check Amount: | \$86,820.63 |  |
| 0162 | FNB        | 60196      | 79179 |         | <b>VERIZON WIRELESS</b>               |                                     | Check         |             |  |
|      |            |            |       | E 01    | 310 810 000 320 000                   | Telephone-Maintenance               |               | \$40.01     |  |
|      | PO#:       | Voucher #: | 71290 | Invoice | Invoice No: 9833116696                | 7/15/2019                           | Paid Amt:     | \$40.01     |  |
|      |            |            |       |         |                                       |                                     | Check Amount: | \$40.01     |  |
| 0162 | FNB        | 60197      | 79331 |         | <b>VISA</b>                           |                                     | Check         |             |  |
|      |            |            |       | E 01    | 005 020 000 366 000                   | Travel-Supt. Office                 |               | \$35.00     |  |
|      |            |            |       | E 01    | 100 203 000 366 000                   | Travel-Elem                         |               | \$70.00     |  |
|      |            |            |       | E 01    | 300 211 000 366 000                   | Travel-High School                  |               | \$35.00     |  |
|      | PO#:       | Voucher #: | 71289 | Invoice | Invoice No: 07/01/2019                | 7/15/2019                           | Paid Amt:     | \$140.00    |  |
|      |            |            |       |         |                                       |                                     | Check Amount: | \$140.00    |  |

## Bagley Public Schools #162 July 2019 Check Register

| Co                   | Bank              | Check No     | Code    | Rcd                 | Vendor   | Pmt/Void Date                       | Pmt Type                        |
|----------------------|-------------------|--------------|---------|---------------------|--|-------------------------------------|---------------------------------|
| 0162                 | FNB               | 60198        | 80788   |                     | <b>WESTWOOD BUILDING CENTER, INC.</b>                |                                     | <b>Check</b>                    |
|                      |                   |              |         | E 01                | 310 810 000 401 000                                  | General Supplies-Maintenance        | \$335.62                        |
| <b>PO#:</b>          | <b>Voucher #:</b> | <b>71293</b> | Invoice | <b>Invoice No:</b>  | 07/01/19   | <b>7/15/2019</b>                    | <b>Paid Amt: \$335.62</b>       |
|                      |                   |              |         |                     |  |                                     | <b>Check Amount: \$335.62</b>   |
| 0162                 | FNB               | 60199        | 81075   |                     | <b>WILLBERGS AUTO CENTER</b>                         |                                     | <b>Check</b>                    |
|                      |                   |              |         | E 01                | 310 810 000 401 000                                  | General Supplies-Maintenance        | \$24.16                         |
| <b>PO#:</b>          | <b>Voucher #:</b> | <b>71142</b> | Invoice | <b>Invoice No:</b>  | 89884  | <b>7/15/2019</b>                    | <b>Paid Amt: \$24.16</b>        |
|                      |                   |              | E 01    | 310 810 000 401 000 | General Supplies-Maintenance                         | \$24.16                             |                                 |
| <b>PO#:</b>          | <b>Voucher #:</b> | <b>71143</b> | Invoice | <b>Invoice No:</b>  | 90340  | <b>7/15/2019</b>                    | <b>Paid Amt: \$24.16</b>        |
|                      |                   |              | E 01    | 310 810 000 401 000 | General Supplies-Maintenance                         | \$12.08                             |                                 |
| <b>PO#:</b>          | <b>Voucher #:</b> | <b>71291</b> | Invoice | <b>Invoice No:</b>  | 90604  | <b>7/15/2019</b>                    | <b>Paid Amt: \$12.08</b>        |
|                      |                   |              |         |                     |  |                                     | <b>Check Amount: \$60.40</b>    |
| 0162                 | FNB               | 60200        | 1422    |                     | <b>WISCONSIN CENTER OF ED. PRODUCTS AND SERVICES</b> |                                     | <b>Check</b>                    |
|                      |                   |              |         | E 01                | 300 640 316 305 000                                  | Fees For Services-Staff Development | \$1,926.25                      |
| <b>PO#:</b>          | <b>Voucher #:</b> | <b>71113</b> | Invoice | <b>Invoice No:</b>  | AIW_060  | <b>7/15/2019</b>                    | <b>Paid Amt: \$1,926.25</b>     |
|                      |                   |              |         |                     |  |                                     | <b>Check Amount: \$1,926.25</b> |
| 0162                 | FNB               | 60201        | 81402   |                     | <b>WOODBURN PRESS</b>                                |                                     | <b>Check</b>                    |
|                      |                   |              |         | E 01                | 300 211 000 401 000                                  | #519 STUDENT PLANNERS               | \$336.00                        |
|                      |                   |              |         | E 01                | 300 211 000 401 000                                  | SHIPPING                            | \$30.24                         |
| <b>PO#:</b> 67814    | <b>Voucher #:</b> | <b>71292</b> | Invoice | <b>Invoice No:</b>  | 8197   | <b>7/15/2019</b>                    | <b>Paid Amt: \$366.24</b>       |
|                      |                   |              |         |                     |  |                                     | <b>Check Amount: \$366.24</b>   |
| <b>Report Total:</b> |                   |              |         |                     |  |                                     | <b>\$626,914.81</b>             |

25

## Bagley Public Schools #162

### June 2019 Hand Payables Check Register

| Co          | Bank              | Check No     | Code    | Rcd                           | Vendor                                   | Pmt/Void Date    | Pmt Type             |            |                   |
|-------------|-------------------|--------------|---------|-------------------------------|--|------------------|----------------------|------------|-------------------|
| 0162        | FNB               | 33105        | 33350   |                               | <b>US FOODSERVICE - GRAND FORKS</b>      |                  | Check                |            |                   |
|             |                   |              |         | E 02 005 770 701 490 000      | Food-Lunches                             |                  |                      | \$381.36   |                   |
|             |                   |              |         | E 02 005 770 705 490 000      | Food-Breakfast                           |                  |                      | \$26.76    |                   |
| <b>PO#:</b> | <b>Voucher #:</b> | <b>71006</b> | Invoice | <b>Invoice No:</b> 4347565    |  | <b>6/6/2019</b>  | <b>Paid Amt:</b>     |            | <b>\$408.12</b>   |
|             |                   |              |         | E 02 005 770 701 490 000      | Food-Lunches                             |                  |                      | \$418.83   |                   |
|             |                   |              |         | E 02 005 770 701 401 000      | General Supplies-Lunches                 |                  |                      | \$14.61    |                   |
| <b>PO#:</b> | <b>Voucher #:</b> | <b>71007</b> | Invoice | <b>Invoice No:</b> 4416600    |  | <b>6/6/2019</b>  | <b>Paid Amt:</b>     |            | <b>\$433.44</b>   |
|             |                   |              |         | E 02 005 770 701 490 000      | Food-Lunches                             |                  |                      | (\$66.02)  |                   |
| <b>PO#:</b> | <b>Voucher #:</b> | <b>71008</b> | Invoice | <b>Invoice No:</b> 5989598    |  | <b>6/6/2019</b>  | <b>Paid Amt:</b>     |            | <b>(\$66.02)</b>  |
|             |                   |              |         | E 02 005 770 701 490 000      | Food-Lunches                             |                  |                      | (\$57.12)  |                   |
| <b>PO#:</b> | <b>Voucher #:</b> | <b>71009</b> | Invoice | <b>Invoice No:</b> 5989966    |  | <b>6/6/2019</b>  | <b>Paid Amt:</b>     |            | <b>(\$57.12)</b>  |
|             |                   |              |         | E 02 005 770 701 490 000      | Food-Lunches                             |                  |                      | \$329.68   |                   |
|             |                   |              |         | E 02 005 770 701 495 000      | Milk-Lunches                             |                  |                      | \$28.84    |                   |
| <b>PO#:</b> | <b>Voucher #:</b> | <b>71010</b> | Invoice | <b>Invoice No:</b> 4416599    |  | <b>6/6/2019</b>  | <b>Paid Amt:</b>     |            | <b>\$358.52</b>   |
|             |                   |              |         |                               |  |                  | <b>Check Amount:</b> |            | <b>\$1,076.94</b> |
| 0162        | FNB               | 33106        | 1659    |                               | <b>BIMBO BAKERIES USA</b>                |                  | Check                |            |                   |
|             |                   |              |         | E 02 005 770 701 490 000      | Food-Lunches                             |                  |                      | \$170.20   |                   |
| <b>PO#:</b> | <b>Voucher #:</b> | <b>71073</b> | Invoice | <b>Invoice No:</b> 35902      |  | <b>6/13/2019</b> | <b>Paid Amt:</b>     |            | <b>\$170.20</b>   |
|             |                   |              |         |                               |  |                  | <b>Check Amount:</b> |            | <b>\$170.20</b>   |
| 0162        | FNB               | 33107        | 47593   |                               | <b>MARCO</b>                             |                  | Check                |            |                   |
|             |                   |              |         | E 01 100 203 000 380 000      | Computer/Technology Lease                |                  |                      | \$493.98   |                   |
|             |                   |              |         | E 01 300 211 000 380 000      | Computer/Technology Lease                |                  |                      | \$201.77   |                   |
| <b>PO#:</b> | <b>Voucher #:</b> | <b>71070</b> | Invoice | <b>Invoice No:</b> INV6411108 |  | <b>6/13/2019</b> | <b>Paid Amt:</b>     |            | <b>\$695.75</b>   |
|             |                   |              |         |                               |  |                  | <b>Check Amount:</b> |            | <b>\$695.75</b>   |
| 0162        | FNB               | 33108        | 61525   |                               | <b>PETTY CASH FUND</b>                   |                  | Check                |            |                   |
|             |                   |              |         | E 01 300 292 000 401 295      | General Supplies-Athletic Support        |                  |                      | \$374.05   |                   |
|             |                   |              |         | R 04 005 000 321 050 000      | Fees from Patrons-Comm Ed                |                  |                      | \$36.00    |                   |
|             |                   |              |         | E 01 100 203 000 430 000      | Instructional Supply-Elem                |                  |                      | \$29.12    |                   |
|             |                   |              |         | E 01 300 296 000 820 213      | Dues,Memberships,Lic, Fees-Volleyball    |                  |                      | \$99.99    |                   |
|             |                   |              |         | R 04 005 586 332 050 132      | Fees from Patrons-Youth Enr. S Rec       |                  |                      | \$260.00   |                   |
|             |                   |              |         | R 04 005 249 321 050 000      | Drivers Ed Tuition                       |                  |                      | \$265.00   |                   |
|             |                   |              |         | E 01 100 203 000 401 101      | General Supplies-Elem Auxiliary Accounts |                  |                      | \$38.08    |                   |
|             |                   |              |         | E 01 005 760 720 305 000      | Fees For Services-Reg Transportation     |                  |                      | \$1,170.00 |                   |
|             |                   |              |         | R 02 005 000 701 601 000      | Sales-Lunches                            |                  |                      | \$499.86   |                   |
|             |                   |              |         | E 04 005 586 332 305 132      | Fees For Services- Youth Enrich. - S Rec |                  |                      | \$221.85   |                   |
|             |                   |              |         | E 01 300 605 320 430 000      | Instructional Supply-AMI                 |                  |                      | \$445.71   |                   |
|             |                   |              |         | E 01 300 292 000 401 295      | General Supplies-Athletic Support        |                  |                      | \$4,300.00 |                   |
|             |                   |              |         | E 01 300 294 000 369 207      | Team Travel-Boys Track                   |                  |                      | \$353.20   |                   |

## Bagley Public Schools #162

### June 2019 Hand Payables Check Register

| Co   | Bank              | Check No          | Code         | Rcd     | Vendor                                 | Pmt/Void Date               | Pmt Type |            |                                 |
|------|-------------------|-------------------|--------------|---------|--|-----------------------------|----------|------------|---------------------------------|
| 0162 | FNB               | 33108             | 61525        |         | <b>PETTY CASH FUND</b>                 |                             | Check    |            |                                 |
|      |                   |                   |              | E 01    | 300 296 000 369 207                    | Team Travel-Girls Track     |          | \$353.20   |                                 |
|      | <b>PO#:</b>       | <b>Voucher #:</b> | <b>71095</b> | Invoice | <b>Invoice No:</b> 06/13/2019          |                             |          |            | <b>Paid Amt: \$8,446.06</b>     |
|      |                   |                   |              |         |  |                             |          |            | <b>Check Amount: \$8,446.06</b> |
| 0162 | FNB               | 33109             | 63020        |         | <b>PUBLIC UTILITIES</b>                |                             | Check    |            |                                 |
|      |                   |                   |              | E 01    | 310 810 000 330 000                    | Utilities-Maintenance       |          | \$267.80   |                                 |
|      | <b>PO#:</b>       | <b>Voucher #:</b> | <b>71103</b> | Invoice | <b>Invoice No:</b> 061719              |                             |          |            | <b>Paid Amt: \$267.80</b>       |
|      |                   |                   |              |         |  |                             |          |            | <b>Check Amount: \$267.80</b>   |
| 0162 | FNB               | 33110             | 33350        |         | <b>US FOODSERVICE - GRAND FORKS</b>    |                             | Check    |            |                                 |
|      |                   |                   |              | E 02    | 005 770 709 490 000                    | Food- Summer Food Service   |          | \$482.95   |                                 |
|      | <b>PO#:</b>       | <b>Voucher #:</b> | <b>71117</b> | Invoice | <b>Invoice No:</b> 4742763             |                             |          |            | <b>Paid Amt: \$482.95</b>       |
|      |                   |                   |              |         |  |                             |          |            | <b>Check Amount: \$482.95</b>   |
| 0162 | FNB               | 33111             | 47595        |         | <b>MARCO, INC.</b>                     |                             | Check    |            |                                 |
|      |                   |                   |              | E 01    | 005 110 000 380 000                    | Computer/Technology Lease   |          | \$1,022.82 |                                 |
|      |                   |                   |              | E 01    | 100 203 000 380 000                    | Computer/Technology Lease   |          | \$1,022.83 |                                 |
|      |                   |                   |              | E 01    | 300 211 000 380 000                    | Computer/Technology Lease   |          | \$1,022.83 |                                 |
|      | <b>PO#:</b>       | <b>Voucher #:</b> | <b>71125</b> | Invoice | <b>Invoice No:</b> 387515059           |                             |          |            | <b>Paid Amt: \$3,068.48</b>     |
|      |                   |                   |              |         |  |                             |          |            | <b>Check Amount: \$3,068.48</b> |
| 0162 | FNB               | 33112             | 65271        |         | <b>PRAIRIE FIRE CHILDREN'S THEATER</b> |                             | Check    |            |                                 |
|      |                   |                   |              | E 04    | 005 586 332 305 132                    | WORKSHOP PLAY               |          | \$30.00    |                                 |
|      | <b>PO#:</b> 67961 | <b>Voucher #:</b> | <b>71126</b> | Invoice | <b>Invoice No:</b> 062019              |                             |          |            | <b>Paid Amt: \$30.00</b>        |
|      |                   |                   |              |         |  |                             |          |            | <b>Check Amount: \$30.00</b>    |
| 0162 | FNB               | 33113             | 05598        |         | <b>KUBIAK'S FAMILY FOODS</b>           |                             | Check    |            |                                 |
|      |                   |                   |              | E 01    | 300 211 000 401 199                    | General Supplies-Graduation |          | \$329.10   |                                 |
|      | <b>PO#:</b>       | <b>Voucher #:</b> | <b>71130</b> | Invoice | <b>Invoice No:</b> 0026039-170         |                             |          |            | <b>Paid Amt: \$329.10</b>       |
|      |                   |                   |              | E 01    | 300 408 740 433 000                    | INCENTIVES                  |          | \$42.00    |                                 |
|      | <b>PO#:</b> 67697 | <b>Voucher #:</b> | <b>71131</b> | Invoice | <b>Invoice No:</b> 00338011-126        |                             |          |            | <b>Paid Amt: \$42.00</b>        |
|      |                   |                   |              | E 01    | 100 203 000 401 000                    | ITEMS FOR TRACK & FIELD DAY |          | \$35.76    |                                 |
|      | <b>PO#:</b> 67816 | <b>Voucher #:</b> | <b>71132</b> | Invoice | <b>Invoice No:</b> 00335652            |                             |          |            | <b>Paid Amt: \$35.76</b>        |
|      |                   |                   |              | E 01    | 100 203 000 401 101                    | WATER                       |          | \$7.98     |                                 |
|      |                   |                   |              | E 01    | 100 203 000 401 101                    | ICE                         |          | \$3.99     |                                 |
|      | <b>PO#:</b> 67778 | <b>Voucher #:</b> | <b>71133</b> | Invoice | <b>Invoice No:</b> 00138197-125        |                             |          |            | <b>Paid Amt: \$11.97</b>        |
|      |                   |                   |              | E 02    | 005 770 701 490 000                    | Food-Lunches                |          | \$53.93    |                                 |
|      | <b>PO#:</b>       | <b>Voucher #:</b> | <b>71134</b> | Invoice | <b>Invoice No:</b> 062019              |                             |          |            | <b>Paid Amt: \$53.93</b>        |
|      |                   |                   |              |         |  |                             |          |            | <b>Check Amount: \$472.76</b>   |

27

## Bagley Public Schools #162

### June 2019 Hand Payables Check Register

| Co   | Bank | Check No    | Code              | Rcd   | Vendor                                      | Pmt/Void Date                 | Pmt Type             |                   |  |
|------|------|-------------|-------------------|-------|---|-------------------------------|----------------------|-------------------|--|
| 0162 | FNB  | 33114       | 58430             |       | <b>NORTHWEST TECH - BEMIDJI</b>             |                               | Check                |                   |  |
|      |      |             |                   | E 01  | 998 211 000 394 000                         |                               |                      | \$3,108.30        |  |
|      |      |             |                   |       | to Other Agencies-PSEO, RG ED               |                               |                      |                   |  |
|      |      | <b>PO#:</b> | <b>Voucher #:</b> | 71137 | Invoice                                     | <b>Invoice No:</b> 062119     |                      | 6/21/2019         |  |
|      |      |             |                   |       |   |                               | <b>Paid Amt:</b>     | <b>\$3,108.30</b> |  |
|      |      |             |                   |       |   |                               | <b>Check Amount:</b> | <b>\$3,108.30</b> |  |
| 0162 | FNB  | 33115       | 1305              |       | <b>KONICA MINOLTA PREMIER FINANCE</b>       |                               | Check                |                   |  |
|      |      |             |                   | E 01  | 300 211 000 380 000                         |                               |                      | \$953.05          |  |
|      |      |             |                   |       | Computer/Technology Lease                   |                               |                      |                   |  |
|      |      | <b>PO#:</b> | <b>Voucher #:</b> | 71153 | Invoice                                     | <b>Invoice No:</b> 388133431  |                      | 6/25/2019         |  |
|      |      |             |                   |       |   |                               | <b>Paid Amt:</b>     | <b>\$953.05</b>   |  |
|      |      |             |                   |       |   |                               | <b>Check Amount:</b> | <b>\$953.05</b>   |  |
| 0162 | FNB  | 33116       | 47595             |       | <b>MARCO, INC.</b>                          |                               | Check                |                   |  |
|      |      |             |                   | E 01  | 100 203 000 380 000                         |                               |                      | \$1,295.02        |  |
|      |      |             |                   |       | Computer/Technology Lease                   |                               |                      |                   |  |
|      |      | <b>PO#:</b> | <b>Voucher #:</b> | 71152 | Invoice                                     | <b>Invoice No:</b> 387515489  |                      | 6/25/2019         |  |
|      |      |             |                   |       |   |                               | <b>Paid Amt:</b>     | <b>\$1,295.02</b> |  |
|      |      |             |                   |       |   |                               | <b>Check Amount:</b> | <b>\$1,295.02</b> |  |
| 0162 | FNB  | 33117       | 01380             |       | <b>AMERICAN FAMILY LIFE ASSUR CO</b>        |                               | Check                |                   |  |
|      |      |             |                   | B 01  | 215 030                                     |                               |                      | \$140.57          |  |
|      |      |             |                   | B 01  | 215 030                                     |                               |                      | \$221.84          |  |
|      |      | <b>PO#:</b> | <b>Voucher #:</b> | 71161 | Invoice                                     | <b>Invoice No:</b> M2019120   |                      | 6/25/2019         |  |
|      |      |             |                   |       |   |                               | <b>Paid Amt:</b>     | <b>\$362.41</b>   |  |
|      |      |             |                   |       |   |                               |                      |                   |  |
| 08   |      | <b>PO#:</b> | <b>Voucher #:</b> | 70960 | Invoice                                     | <b>Invoice No:</b> M2019113   |                      | 6/25/2019         |  |
|      |      |             |                   |       |   |                               | <b>Paid Amt:</b>     | <b>\$374.66</b>   |  |
|      |      |             |                   |       |   |                               | <b>Check Amount:</b> | <b>\$737.07</b>   |  |
| 0162 | FNB  | 33118       | 09975             |       | <b>BLUE CROSS BLUE SHIELD OF MN</b>         |                               | Check                |                   |  |
|      |      |             |                   | B 01  | 215 030                                     |                               |                      | \$1,808.00        |  |
|      |      |             |                   |       | Insurance Payable                           |                               |                      |                   |  |
|      |      | <b>PO#:</b> | <b>Voucher #:</b> | 71181 | Invoice                                     | <b>Invoice No:</b> 06/25/2019 |                      | 6/25/2019         |  |
|      |      |             |                   |       |   |                               | <b>Paid Amt:</b>     | <b>\$1,808.00</b> |  |
|      |      |             |                   |       |   |                               | <b>Check Amount:</b> | <b>\$1,808.00</b> |  |
| 0162 | FNB  | 33119       | 67632             |       | <b>FURTHER</b>                              |                               | Check                |                   |  |
|      |      |             |                   | B 01  | 215 027                                     |                               |                      | \$1,251.66        |  |
|      |      |             |                   | B 01  | 215 027                                     |                               |                      | (\$351.66)        |  |
|      |      | <b>PO#:</b> | <b>Voucher #:</b> | 71170 | Invoice                                     | <b>Invoice No:</b> M2019120   |                      | 6/25/2019         |  |
|      |      |             |                   |       |   |                               | <b>Paid Amt:</b>     | <b>\$900.00</b>   |  |
|      |      |             |                   |       |   |                               | <b>Check Amount:</b> | <b>\$900.00</b>   |  |
| 0162 | FNB  | 33120       | 46956             |       | <b>MADISON NATIONAL LIFE INS. CO., INC.</b> |                               | Check                |                   |  |
|      |      |             |                   | B 01  | 215 030                                     |                               |                      | \$154.21          |  |
|      |      |             |                   | B 01  | 215 030                                     |                               |                      | \$55.53           |  |
|      |      | <b>PO#:</b> | <b>Voucher #:</b> | 70973 | Invoice                                     | <b>Invoice No:</b> M2019113   |                      | 6/25/2019         |  |
|      |      |             |                   |       |   |                               | <b>Paid Amt:</b>     | <b>\$209.74</b>   |  |
|      |      |             |                   |       |   |                               | <b>Check Amount:</b> | <b>\$209.74</b>   |  |
| 0162 | FNB  | 33121       | 49246             |       | <b>MEDICARE BLUE RX</b>                     |                               | Check                |                   |  |
|      |      |             |                   | B 01  | 215 030                                     |                               |                      | \$1,470.70        |  |
|      |      |             |                   |       | Insurance Payable                           |                               |                      |                   |  |
|      |      | <b>PO#:</b> | <b>Voucher #:</b> | 71182 | Invoice                                     | <b>Invoice No:</b> 06/25/2019 |                      | 6/25/2019         |  |
|      |      |             |                   |       |   |                               | <b>Paid Amt:</b>     | <b>\$1,470.70</b> |  |
|      |      |             |                   |       |   |                               | <b>Check Amount:</b> | <b>\$1,470.70</b> |  |

## Bagley Public Schools #162

### June 2019 Hand Payables Check Register

| Co                | Bank | Check No          | Code         | Rcd                      | Vendor                        | Pmt/Void Date    | Pmt Type |                      |                   |
|-------------------|------|-------------------|--------------|--------------------------|-------------------------------|------------------|----------|----------------------|-------------------|
| 0162              | FNB  | 33122             | 55745        |                          | <b>NCPERS MINNESOTA</b>       |                  | Check    |                      |                   |
|                   |      |                   |              | B 01 215 031             | Life Insur Payable            |                  |          | \$64.00              |                   |
| <b>PO#:</b>       |      | <b>Voucher #:</b> | <b>71169</b> | Invoice                  | <b>Invoice No:</b> M2019120   | <b>6/25/2019</b> |          | <b>Paid Amt:</b>     | <b>\$64.00</b>    |
|                   |      |                   |              |                          |                               |                  |          | <b>Check Amount:</b> | <b>\$64.00</b>    |
| 0162              | FNB  | 33123             | 62610        |                          | <b>PREPAID LEGAL SERVICES</b> |                  | Check    |                      |                   |
|                   |      |                   |              | B 01 215 040             | Dues and ID Theft             |                  |          | \$64.75              |                   |
|                   |      |                   |              | B 01 215 040             | Dues and ID Theft             |                  |          | \$25.90              |                   |
| <b>PO#:</b>       |      | <b>Voucher #:</b> | <b>70974</b> | Invoice                  | <b>Invoice No:</b> M2019113   | <b>6/25/2019</b> |          | <b>Paid Amt:</b>     | <b>\$90.65</b>    |
|                   |      |                   |              |                          |                               |                  |          | <b>Check Amount:</b> | <b>\$90.65</b>    |
| 0162              | FNB  | 33124             | 1116         |                          | <b>THE OMNI GROUP</b>         |                  | Check    |                      |                   |
|                   |      |                   |              | B 01 215 005             | Tax Shelter Payable           |                  |          | \$54.00              |                   |
|                   |      |                   |              | B 01 215 025             | 403 (b) Match                 |                  |          | \$54.00              |                   |
| <b>PO#:</b>       |      | <b>Voucher #:</b> | <b>71163</b> | Invoice                  | <b>Invoice No:</b> M2019120   | <b>6/25/2019</b> |          | <b>Paid Amt:</b>     | <b>\$108.00</b>   |
|                   |      |                   |              | B 01 215 005             | Tax Shelter Payable           |                  |          | \$300.00             |                   |
| <b>PO#:</b>       |      | <b>Voucher #:</b> | <b>71164</b> | Invoice                  | <b>Invoice No:</b> M2019120   | <b>6/25/2019</b> |          | <b>Paid Amt:</b>     | <b>\$300.00</b>   |
|                   |      |                   |              | B 01 215 005             | Tax Shelter Payable           |                  |          | \$300.00             |                   |
|                   |      |                   |              | B 01 215 025             | 403 (b) Match                 |                  |          | \$145.87             |                   |
| <b>PO#:</b>       |      | <b>Voucher #:</b> | <b>71165</b> | Invoice                  | <b>Invoice No:</b> M2019120   | <b>6/25/2019</b> |          | <b>Paid Amt:</b>     | <b>\$445.87</b>   |
|                   |      |                   |              | B 01 215 005             | Tax Shelter Payable           |                  |          | \$500.00             |                   |
|                   |      |                   |              | B 01 215 025             | 403 (b) Match                 |                  |          | \$500.00             |                   |
| <b>PO#:</b>       |      | <b>Voucher #:</b> | <b>71166</b> | Invoice                  | <b>Invoice No:</b> M2019120   | <b>6/25/2019</b> |          | <b>Paid Amt:</b>     | <b>\$1,000.00</b> |
|                   |      |                   |              | B 01 215 005             | Tax Shelter Payable           |                  |          | \$1,391.63           |                   |
|                   |      |                   |              | B 01 215 025             | 403 (b) Match                 |                  |          | \$833.26             |                   |
| <b>PO#:</b>       |      | <b>Voucher #:</b> | <b>71167</b> | Invoice                  | <b>Invoice No:</b> M2019120   | <b>6/25/2019</b> |          | <b>Paid Amt:</b>     | <b>\$2,224.89</b> |
|                   |      |                   |              | B 01 215 005             | Tax Shelter Payable           |                  |          | \$312.57             |                   |
|                   |      |                   |              | B 01 215 025             | 403 (b) Match                 |                  |          | \$312.57             |                   |
| <b>PO#:</b>       |      | <b>Voucher #:</b> | <b>71168</b> | Invoice                  | <b>Invoice No:</b> M2019120   | <b>6/25/2019</b> |          | <b>Paid Amt:</b>     | <b>\$625.14</b>   |
|                   |      |                   |              |                          |                               |                  |          | <b>Check Amount:</b> | <b>\$4,703.90</b> |
| 0162              | FNB  | 33125             | 80288        |                          | <b>WELLS FARGO BANK OF MN</b> |                  | Check    |                      |                   |
|                   |      |                   |              | B 01 215 030             | Insurance Payable             |                  |          | \$50.00              |                   |
| <b>PO#:</b>       |      | <b>Voucher #:</b> | <b>71171</b> | Invoice                  | <b>Invoice No:</b> M2019120   | <b>6/25/2019</b> |          | <b>Paid Amt:</b>     | <b>\$50.00</b>    |
|                   |      |                   |              |                          |                               |                  |          | <b>Check Amount:</b> | <b>\$50.00</b>    |
| 0162              | FNB  | 33126             | 23030        |                          | <b>DUKEK, SHIRLEY</b>         |                  | Check    |                      |                   |
|                   |      |                   |              | E 01 005 020 000 401 000 | CAKE                          |                  |          | \$20.00              |                   |
|                   |      |                   |              | E 01 005 020 000 401 000 | DELIVERY                      |                  |          | \$5.00               |                   |
| <b>PO#:</b> 67980 |      | <b>Voucher #:</b> | <b>71186</b> | Invoice                  | <b>Invoice No:</b> 062719     | <b>6/27/2019</b> |          | <b>Paid Amt:</b>     | <b>\$25.00</b>    |
|                   |      |                   |              |                          |                               |                  |          | <b>Check Amount:</b> | <b>\$25.00</b>    |

29

## Bagley Public Schools #162

### June 2019 Hand Payables Check Register

| Co   | Bank | Check No          | Code              | Rcd          | Vendor                                       | Pmt/Void Date                        | Pmt Type         |                                 |                             |
|------|------|-------------------|-------------------|--------------|--|--------------------------------------|------------------|---------------------------------|-----------------------------|
| 0162 | FNB  | 33127             | 51665             |              | <b>MINNESOTA HISTORICAL SOCIETY</b>          |                                      | Check            |                                 |                             |
|      |      |                   |                   | E 01         | 300 605 320 430 000                          | OJIBWE SHOULDER BAG PACK - 30 PK     |                  | \$140.00                        |                             |
|      |      | <b>PO#: 67936</b> | <b>Voucher #:</b> | <b>71187</b> | Invoice                                      | <b>Invoice No: 54065</b>             | <b>6/27/2019</b> |                                 | <b>Paid Amt: \$140.00</b>   |
|      |      |                   |                   |              |  |                                      |                  | <b>Check Amount: \$140.00</b>   |                             |
| 0162 | FNB  | 33128             | 61525             |              | <b>PETTY CASH FUND</b>                       |                                      | Check            |                                 |                             |
|      |      |                   |                   | E 01         | 300 292 000 401 295                          | General Supplies-Athletic Support    |                  | \$349.87                        |                             |
|      |      |                   |                   | R 04         | 005 586 332 050 132                          | Fees from Patrons-Youth Enr. S Rec   |                  | \$270.00                        |                             |
|      |      |                   |                   | E 01         | 005 110 000 305 000                          | Fees For Services-Business Office    |                  | \$30.00                         |                             |
|      |      |                   |                   | E 01         | 005 760 720 401 000                          | General Supplies-Reg Transportation  |                  | \$115.25                        |                             |
|      |      |                   |                   | E 01         | 100 050 000 299 000                          | Other Benefits- Elem Office          |                  | \$1,490.09                      |                             |
|      |      |                   |                   | E 01         | 100 605 510 401 000                          | General Supplies-Title VII -Elem     |                  | \$130.93                        |                             |
|      |      |                   |                   | E 01         | 005 760 720 305 000                          | Fees For Services-Reg Transportation |                  | \$111.00                        |                             |
|      |      |                   |                   | E 01         | 300 296 000 305 208                          | Fees For Services-Softball           |                  | (\$130.00)                      |                             |
|      |      | <b>PO#:</b>       | <b>Voucher #:</b> | <b>71188</b> | Invoice                                      | <b>Invoice No: 062719</b>            | <b>6/27/2019</b> |                                 | <b>Paid Amt: \$2,367.14</b> |
|      |      |                   |                   |              |  |                                      |                  | <b>Check Amount: \$2,367.14</b> |                             |
| 0162 | FNB  | 33129             | 61530             |              | <b>PETTY CASH -TRAVEL</b>                    |                                      | Check            |                                 |                             |
|      |      |                   |                   | E 01         | 300 294 000 369 207                          | Team Travel-Boys Track               |                  | \$175.00                        |                             |
|      |      |                   |                   | E 01         | 300 211 000 366 000                          | Travel-High School                   |                  | \$98.10                         |                             |
|      |      |                   |                   | E 01         | 300 296 000 369 205                          | Team Travel-Girls BB                 |                  | \$175.00                        |                             |
|      |      |                   |                   | E 01         | 005 010 000 366 000                          | Travel-School Board                  |                  | \$938.49                        |                             |
|      |      |                   |                   | E 01         | 300 050 000 366 000                          | Travel-HS Office                     |                  | \$714.08                        |                             |
|      |      |                   |                   | R 01         | 005 000 000 099 000                          | Misc Rev                             |                  | (\$30.30)                       |                             |
|      |      | <b>PO#:</b>       | <b>Voucher #:</b> | <b>71189</b> | Invoice                                      | <b>Invoice No: 062719</b>            | <b>6/27/2019</b> |                                 | <b>Paid Amt: \$2,070.37</b> |
|      |      |                   |                   |              |  |                                      |                  | <b>Check Amount: \$2,070.37</b> |                             |
| 0162 | FNB  | 33130             | 1743              |              | <b>NATIONAL INDIAN EDUCATION ASSOCIATION</b> |                                      | Check            |                                 |                             |
|      |      |                   |                   | E 01         | 300 605 320 366 000                          | CONFERENCE REGISTRATION - EARLY BIF  |                  | \$3,000.00                      |                             |
|      |      | <b>PO#: 67975</b> | <b>Voucher #:</b> | <b>71200</b> | Invoice                                      | <b>Invoice No: 200010575</b>         | <b>6/28/2019</b> |                                 | <b>Paid Amt: \$3,000.00</b> |
|      |      |                   |                   | E 01         | 300 605 320 369 000                          | CONFERENCE REGISTRATIONS - INV# 200  |                  | \$1,750.00                      |                             |
|      |      |                   |                   | E 01         | 300 605 320 369 000                          | AWARDS DINNER - 2 TABLES             |                  | \$2,000.00                      |                             |
|      |      |                   |                   | E 01         | 300 605 320 369 000                          | AWARD DINNER SINGLE TICKET           |                  | \$125.00                        |                             |
|      |      | <b>PO#: 67973</b> | <b>Voucher #:</b> | <b>71201</b> | Invoice                                      | <b>Invoice No: 200010577</b>         | <b>6/28/2019</b> |                                 | <b>Paid Amt: \$3,875.00</b> |
|      |      |                   |                   | E 01         | 300 605 510 366 000                          | CONFERENCE REGISTRATION - EARLY BIF  |                  | \$1,200.00                      |                             |
|      |      | <b>PO#: 67974</b> | <b>Voucher #:</b> | <b>71202</b> | Invoice                                      | <b>Invoice No: 200010578</b>         | <b>6/28/2019</b> |                                 | <b>Paid Amt: \$1,200.00</b> |
|      |      |                   |                   |              |  |                                      |                  | <b>Check Amount: \$8,075.00</b> |                             |
|      |      |                   |                   |              |  |                                      |                  | <b>Report Total:</b>            | <b>\$42,778.88</b>          |

30

**Bagley Public Schools  
Treasurer's Report  
Period Ended June 30, 2019**

| <b>CASH SUMMARY</b>                       | <b>General</b>              | <b>Food Service</b>       | <b>Community Service</b> | <b>Capital Projects</b> | <b>Debt Redemption</b>   | <b>Trust</b>           | <b>Total</b>                |
|---|-----------------------------|---------------------------|--------------------------|-------------------------|--------------------------|------------------------|-----------------------------|
| Ending Cash Balances                      | <u>5,101,001.46</u>         | <u>122,829.00</u>         | <u>351,121.97</u>        | <u>299,454.56</u>       | <u>202,268.63</u>        | <u>7,363.46</u>        | <u>6,084,039.08</u>         |
| <b>OPERATING ANALYSIS</b>                 |                             |                           |                          |                         |                          |                        |                             |
| <b>Revenues</b>                           |                             |                           |                          |                         |                          |                        |                             |
| Current Month Receipts                    | 2,035,187.35                | 90,692.22                 | 20,570.45                | 0.00                    | 27,159.54                | 500.00                 | 2,174,109.56                |
| Previous Months                           | <u>11,329,005.11</u>        | <u>459,416.68</u>         | <u>244,137.90</u>        | <u>0.00</u>             | <u>412,288.21</u>        | <u>500.00</u>          | <u>12,445,347.90</u>        |
| <b>Total YTD Revenues</b>                 | <b><u>13,364,192.46</u></b> | <b><u>550,108.90</u></b>  | <b><u>264,708.35</u></b> | <b><u>0.00</u></b>      | <b><u>439,447.75</u></b> | <b><u>1,000.00</u></b> | <b><u>14,619,457.46</u></b> |
| Current Month Expenditures                | 534,499.61                  | 60,105.05                 | 23,662.59                | 0.00                    | 0.00                     | 0.00                   | 618,267.25                  |
| Previous Months                           | <u>12,792,907.65</u>        | <u>505,297.45</u>         | <u>194,998.08</u>        | <u>0.00</u>             | <u>444,215.00</u>        | <u>1,500.00</u>        | <u>13,938,918.18</u>        |
| <b>Total YTD Expenditures</b>             | <b><u>13,327,407.26</u></b> | <b><u>565,402.50</u></b>  | <b><u>218,660.67</u></b> | <b><u>0.00</u></b>      | <b><u>444,215.00</u></b> | <b><u>1,500.00</u></b> | <b><u>14,557,185.43</u></b> |
| <b>Revenues Over (Under) Expenditures</b> | <b><u>36,785.20</u></b>     | <b><u>(15,293.60)</u></b> | <b><u>46,047.68</u></b>  | <b><u>0.00</u></b>      | <b><u>(4,767.25)</u></b> | <b><u>(500.00)</u></b> | <b><u>62,272.03</u></b>     |
| <b>BUDGET ANALYSIS</b>                    |                             |                           |                          |                         |                          |                        |                             |
| <b>Revenues</b>                           |                             |                           |                          |                         |                          |                        |                             |
| YTD Revenues                              | 13,364,192.46               | 550,108.90                | 264,708.35               | 0.00                    | 439,447.75               | 1,000.00               | 14,619,457.46               |
| Budget                                    | <u>13,143,459.00</u>        | <u>583,650.00</u>         | <u>264,205.00</u>        | <u>0.00</u>             | <u>403,689.00</u>        | <u>1,009.00</u>        | <u>14,396,012.00</u>        |
| Over (Under) Budget                       | <u>220,733.46</u>           | <u>(33,541.10)</u>        | <u>503.35</u>            | <u>0.00</u>             | <u>35,758.75</u>         | <u>(9.00)</u>          | <u>223,454.46</u>           |
| <b>% Budget Received</b>                  | <b><u>101.68%</u></b>       | <b><u>94.25%</u></b>      | <b><u>100.19%</u></b>    | <b><u>0.00%</u></b>     | <b><u>108.86%</u></b>    | <b><u>99.11%</u></b>   | <b><u>101.55%</u></b>       |
| <b>Expenditures</b>                       |                             |                           |                          |                         |                          |                        |                             |
| YTD Expenditures                          | 13,327,407.26               | 565,402.50                | 218,660.67               | 0.00                    | 444,215.00               | 1,500.00               | 14,557,185.43               |
| Budget                                    | <u>13,627,504.00</u>        | <u>600,614.00</u>         | <u>234,909.00</u>        | <u>0.00</u>             | <u>444,215.00</u>        | <u>1,100.00</u>        | <u>14,908,342.00</u>        |
| Over (Under) Budget                       | <u>(300,096.74)</u>         | <u>(35,211.50)</u>        | <u>(16,248.33)</u>       | <u>0.00</u>             | <u>0.00</u>              | <u>400.00</u>          | <u>(351,556.57)</u>         |
| <b>% Budget Expended (Over)</b>           | <b><u>97.80%</u></b>        | <b><u>94.14%</u></b>      | <b><u>93.08%</u></b>     | <b><u>0.00%</u></b>     | <b><u>100.00%</u></b>    | <b><u>136.36%</u></b>  | <b><u>97.64%</u></b>        |

| INDEPENDENT SCHOOL DISTRICT 162                           |                   |                   |                      |                  |                   |
|---|-------------------|-------------------|----------------------|------------------|-------------------|
| STATEMENT OF REVENUES AND EXPENDITURES                    |                   |                   |                      |                  |                   |
| BUDGET AND ACTUAL   |                   |                   |                      |                  |                   |
| GENERAL FUND  |                   |                   |                      |                  |                   |
| THROUGH MONTH ENDED JUNE 30, 2019                         |                   |                   |                      |                  |                   |
| WITH COMPARATIVE AMOUNTS FOR THE YEAR ENDED JUNE 30, 2018 |                   |                   |                      |                  |                   |
|   | 2019              |                   |                      | 2018             |                   |
|   | Budgeted Amounts  |                   | Actual               | Over (Under)     |                   |
|   | Original          | Final             |                      | Final Budget     | Actual            |
| <b>REVENUES</b>   |                   |                   |                      |                  |                   |
| Local Property Taxes                                      | 1,340,373         | 1,336,587         | 1,304,388.96         | (32,198.04)      | 1,212,779         |
| Other Local and County Revenues                           | 227,300           | 239,659           | 356,325.41           | 116,666.41       | 297,425           |
| Revenues from State Sources                               | 10,651,011        | 10,768,203        | 10,881,142.39        | 112,939.39       | 10,563,316        |
| Revenues from Federal Sources                             | 607,300           | 789,010           | 799,620.95           | 10,610.95        | 739,950           |
| Investment Earnings                                       | 10,000            | 10,000            | 22,714.75            | 12,714.75        | 10,203            |
| <b>TOTAL REVENUES</b>                                     | <b>12,835,984</b> | <b>13,143,459</b> | <b>13,364,192.46</b> | <b>220,733</b>   | <b>12,823,672</b> |
| <b>EXPENDITURES</b>                                       |                   |                   |                      |                  |                   |
| <b>District and School Administration</b>                 |                   |                   |                      |                  |                   |
| Wages   | 613,570           | 613,677           | 613,936.46           | 259.46           | 584,811           |
| Benefits  | 165,198           | 165,851           | 163,591.94           | (2,259.06)       | 154,231           |
| Supplies/Services   | 51,775            | 61,015            | 56,291.40            | (4,723.60)       | 64,050            |
| <b>District Support Services</b>                          |                   |                   |                      |                  |                   |
| Wages   | 122,940           | 127,117           | 126,579.64           | (537.36)         | 123,748           |
| Benefits  | 28,000            | 27,032            | 26,095.49            | (936.51)         | 26,726            |
| Supplies/Services   | 165,095           | 156,880           | 151,677.87           | (5,202.13)       | 172,195           |
| <b>Regular Instruction</b>                                |                   |                   |                      |                  |                   |
| Wages   | 3,740,657         | 3,755,033         | 3,719,029.47         | (36,003.53)      | 3,636,451         |
| Benefits  | 1,074,221         | 1,112,123         | 1,062,081.55         | (50,041.45)      | 979,404           |
| Supplies/Services   | 761,807           | 726,628           | 576,059.83           | (150,568.17)     | 691,619           |
| <b>Vocational Instruction</b>                             |                   |                   |                      |                  |                   |
| Wages   | 52,600            | 53,246            | 53,245.44            | (0.56)           | 51,558            |
| Benefits  | 8,385             | 9,805             | 9,783.35             | (21.65)          | 8,136             |
| Supplies/Services   | 4,900             | 4,900             | 3,026.50             | (1,873.50)       | 2,435             |
| <b>Special Education</b>                                  |                   |                   |                      |                  |                   |
| Wages   | 1,030,905         | 1,057,167         | 1,031,364.56         | (25,802.44)      | 1,036,492         |
| Benefits  | 247,169           | 271,312           | 254,628.19           | (16,683.81)      | 222,609           |
| Supplies/Services   | 979,519           | 968,174           | 950,584.48           | (17,589.52)      | 959,223           |
| <b>Instructional Support Services</b>                     |                   |                   |                      |                  |                   |
| Wages   | 291,778           | 380,667           | 361,031.70           | (19,635.30)      | 349,104           |
| Benefits  | 55,482            | 93,925            | 89,262.58            | (4,662.42)       | 90,188            |
| Supplies/Services   | 179,320           | 209,625           | 182,025.74           | (27,599.26)      | 247,250           |
| <b>Pupil Support Services</b>                             |                   |                   |                      |                  |                   |
| Wages   | 538,090           | 571,873           | 571,866.51           | (6.49)           | 509,825           |
| Benefits  | 103,495           | 105,233           | 100,299.81           | (4,933.19)       | 84,438            |
| Supplies/Services   | 448,995           | 489,912           | 478,709.43           | (11,202.57)      | 307,755           |
| <b>Site, Buildings &amp; Equipment</b>                    |                   |                   |                      |                  |                   |
| Wages   | 566,793           | 525,367           | 506,328.83           | (19,038.17)      | 562,079           |
| Benefits  | 117,360           | 115,537           | 99,328.44            | (16,208.56)      | 117,640           |
| Supplies/Services   | 1,965,095         | 1,993,883         | 2,109,056.69         | 115,173.69       | 1,722,900         |
| <b>Fiscal &amp; Other Fixed Costs</b>                     |                   |                   |                      |                  |                   |
|   | 31,522            | 31,522            | 31,521.36            | (0.64)           | 34,638            |
| <b>TOTAL EXPENDITURES</b>                                 | <b>13,344,671</b> | <b>13,627,504</b> | <b>13,327,407.26</b> | <b>(300,097)</b> | <b>12,739,505</b> |
| Excess (Deficiency) of Revenues                           |                   |                   |                      |                  |                   |
| Over (Under) Expenditures                                 | (508,687)         | (484,045)         | 36,785               | 520,830          | 84,167            |

## Bagley Public Schools #162 June 2019 Wire Payment Register

| Code  | Rcd | Vendor                         | Co    | Bank    | Check No             | Pmt/Void Date     | Pmt Type  |                      |                     |
|-------|-----|--------------------------------|-------|---------|----------------------|-------------------|-----------|----------------------|---------------------|
| 1015  |     | IRS                            |       |         |                      |                   |           |                      |                     |
|       |     |                                | 0162  | FNB     |                      |                   | Wire      |                      |                     |
|       |     |                                |       | B 01    | 215 010              | FICA Payable      |           | \$94,816.18          |                     |
|       |     |                                |       | B 01    | 215 011              | Fed W/H Payable   |           | \$47,850.47          |                     |
| PO#:  |     | Voucher #:                     | 70911 | Invoice | Invoice No: M2019110 | 6/7/2019          | Paid Amt: | \$142,666.65         |                     |
|       |     |                                |       | B 01    | 215 010              | FICA Payable      |           | \$43,000.92          |                     |
|       |     |                                |       | B 01    | 215 011              | Fed W/H Payable   |           | \$23,357.64          |                     |
| PO#:  |     | Voucher #:                     | 70934 | Invoice | Invoice No: M2019111 | 6/7/2019          | Paid Amt: | \$66,358.56          |                     |
|       |     |                                |       | B 01    | 215 010              | FICA Payable      |           | \$42,847.00          |                     |
|       |     |                                |       | B 01    | 215 011              | Fed W/H Payable   |           | \$23,217.65          |                     |
| PO#:  |     | Voucher #:                     | 70956 | Invoice | Invoice No: M2019112 | 6/7/2019          | Paid Amt: | \$66,064.65          |                     |
|       |     |                                |       | B 01    | 215 010              | FICA Payable      |           | \$42,465.68          |                     |
|       |     |                                |       | B 01    | 215 011              | Fed W/H Payable   |           | \$23,118.81          |                     |
| PO#:  |     | Voucher #:                     | 70978 | Invoice | Invoice No: M2019113 | 6/7/2019          | Paid Amt: | \$65,584.49          |                     |
|       |     |                                |       | B 01    | 215 010              | FICA Payable      |           | \$1,113.78           |                     |
| PO#:  |     | Voucher #:                     | 70997 | Invoice | Invoice No: Z2019110 | 6/7/2019          | Paid Amt: | \$1,113.78           |                     |
|       |     |                                |       |         |                      |                   |           | <b>Check Amount:</b> | <b>\$341,788.13</b> |
|       |     |                                |       |         |                      |                   |           | <b>Vendor Total:</b> | <b>\$341,788.13</b> |
| 51276 |     | MINNESOTA CHILD SUPPORT PAY CT |       |         |                      |                   |           |                      |                     |
|       |     |                                | 0162  | FNB     |                      |                   | Wire      |                      |                     |
|       |     |                                |       | B 01    | 215 035              | Garnishments      |           | \$1,149.60           |                     |
| PO#:  |     | Voucher #:                     | 70913 | Invoice | Invoice No: M2019110 | 6/7/2019          | Paid Amt: | \$1,149.60           |                     |
|       |     |                                |       | B 01    | 215 035              | Garnishments      |           | \$1,092.00           |                     |
| PO#:  |     | Voucher #:                     | 70936 | Invoice | Invoice No: M2019111 | 6/7/2019          | Paid Amt: | \$1,092.00           |                     |
|       |     |                                |       | B 01    | 215 035              | Garnishments      |           | \$1,092.00           |                     |
| PO#:  |     | Voucher #:                     | 70958 | Invoice | Invoice No: M2019112 | 6/7/2019          | Paid Amt: | \$1,092.00           |                     |
|       |     |                                |       | B 01    | 215 035              | Garnishments      |           | \$1,092.00           |                     |
| PO#:  |     | Voucher #:                     | 70980 | Invoice | Invoice No: M2019113 | 6/7/2019          | Paid Amt: | \$1,092.00           |                     |
|       |     |                                |       |         |                      |                   |           | <b>Check Amount:</b> | <b>\$4,425.60</b>   |
|       |     |                                |       |         |                      |                   |           | <b>Vendor Total:</b> | <b>\$4,425.60</b>   |
| 52569 |     | MINNESOTA REVENUE              |       |         |                      |                   |           |                      |                     |
|       |     |                                | 0162  | FNB     |                      |                   | Wire      |                      |                     |
|       |     |                                |       | B 01    | 215 035              | Garnishments      |           | \$165.60             |                     |
| PO#:  |     | Voucher #:                     | 70914 | Invoice | Invoice No: M2019110 | 6/7/2019          | Paid Amt: | \$165.60             |                     |
|       |     |                                |       |         |                      |                   |           | <b>Check Amount:</b> | <b>\$165.60</b>     |
|       |     |                                |       |         |                      |                   |           | <b>Vendor Total:</b> | <b>\$165.60</b>     |
| 1016  |     | MN DEPT OF REVENUE             |       |         |                      |                   |           |                      |                     |
|       |     |                                | 0162  | FNB     |                      |                   | Wire      |                      |                     |
|       |     |                                |       | B 01    | 215 013              | State W/H Payable |           | \$24,427.10          |                     |
| PO#:  |     | Voucher #:                     | 70912 | Invoice | Invoice No: M2019110 | 6/7/2019          | Paid Amt: | \$24,427.10          |                     |

## Bagley Public Schools #162 June 2019 Wire Payment Register

| Code                                    | Rcd               | Vendor       | Co          | Bank                        | Check No          | Pmt/Void Date | Pmt Type         |                      |                    |
|---|-------------------|--------------|-------------|-----------------------------|-------------------|---------------|------------------|----------------------|--------------------|
| <b>1016 MN DEPT OF REVENUE</b>          |                   |              |             |                             |                   |               |                  |                      |                    |
|   |                   |              | <b>0162</b> | <b>FNB</b>                  |                   |               | Wire             |                      |                    |
|   |                   |              |             | B 01 215 013                | State W/H Payable | \$11,890.97   |                  |                      |                    |
| <b>PO#:</b>                             | <b>Voucher #:</b> | <b>70935</b> | Invoice     | <b>Invoice No:</b> M2019111 | <b>6/7/2019</b>   |               | <b>Paid Amt:</b> | <b>\$11,890.97</b>   |                    |
|   |                   |              |             | B 01 215 013                | State W/H Payable | \$11,827.43   |                  |                      |                    |
| <b>PO#:</b>                             | <b>Voucher #:</b> | <b>70957</b> | Invoice     | <b>Invoice No:</b> M2019112 | <b>6/7/2019</b>   |               | <b>Paid Amt:</b> | <b>\$11,827.43</b>   |                    |
|   |                   |              |             | B 01 215 013                | State W/H Payable | \$11,762.50   |                  |                      |                    |
| <b>PO#:</b>                             | <b>Voucher #:</b> | <b>70979</b> | Invoice     | <b>Invoice No:</b> M2019113 | <b>6/7/2019</b>   |               | <b>Paid Amt:</b> | <b>\$11,762.50</b>   |                    |
|   |                   |              |             | B 01 215 013                | State W/H Payable | \$55.16       |                  |                      |                    |
| <b>PO#:</b>                             | <b>Voucher #:</b> | <b>70998</b> | Invoice     | <b>Invoice No:</b> Z2019110 | <b>6/7/2019</b>   |               | <b>Paid Amt:</b> | <b>\$55.16</b>       |                    |
|   |                   |              |             |                             |                   |               |                  | <b>Check Amount:</b> | <b>\$59,963.16</b> |
|   |                   |              |             |                             |                   |               |                  | <b>Vendor Total:</b> | <b>\$59,963.16</b> |
| <b>09890 NW SERVICE COOP SCHOOL</b>     |                   |              |             |                             |                   |               |                  |                      |                    |
|   |                   |              | <b>0162</b> | <b>FNB</b>                  |                   |               | Wire             |                      |                    |
|   |                   |              |             | B 01 215 030                | Insurance Payable | \$73,990.97   |                  |                      |                    |
|   |                   |              |             | B 01 215 030                | Insurance Payable | (\$1,047.47)  |                  |                      |                    |
| <b>PO#:</b>                             | <b>Voucher #:</b> | <b>70891</b> | Invoice     | <b>Invoice No:</b> M2019110 | <b>6/7/2019</b>   |               | <b>Paid Amt:</b> | <b>\$72,943.50</b>   |                    |
|   |                   |              |             |                             |                   |               |                  | <b>Check Amount:</b> | <b>\$72,943.50</b> |
|   |                   |              |             |                             |                   |               |                  | <b>Vendor Total:</b> | <b>\$72,943.50</b> |
| <b>62905 PUBLIC EMPLOYEES RET ASSOC</b> |                   |              |             |                             |                   |               |                  |                      |                    |
|   |                   |              | <b>0162</b> | <b>FNB</b>                  |                   |               | Wire             |                      |                    |
|   |                   |              |             | B 01 215 017                | PERA Payable      | \$31,951.62   |                  |                      |                    |
| <b>PO#:</b>                             | <b>Voucher #:</b> | <b>70915</b> | Invoice     | <b>Invoice No:</b> M2019110 | <b>6/14/2019</b>  |               | <b>Paid Amt:</b> | <b>\$31,951.62</b>   |                    |
|   |                   |              |             | B 01 215 017                | PERA Payable      | \$1,849.94    |                  |                      |                    |
| <b>PO#:</b>                             | <b>Voucher #:</b> | <b>70937</b> | Invoice     | <b>Invoice No:</b> M2019111 | <b>6/14/2019</b>  |               | <b>Paid Amt:</b> | <b>\$1,849.94</b>    |                    |
|   |                   |              |             | B 01 215 017                | PERA Payable      | \$1,849.95    |                  |                      |                    |
| <b>PO#:</b>                             | <b>Voucher #:</b> | <b>70959</b> | Invoice     | <b>Invoice No:</b> M2019112 | <b>6/14/2019</b>  |               | <b>Paid Amt:</b> | <b>\$1,849.95</b>    |                    |
|   |                   |              |             | B 01 215 017                | PERA Payable      | \$1,482.51    |                  |                      |                    |
| <b>PO#:</b>                             | <b>Voucher #:</b> | <b>70981</b> | Invoice     | <b>Invoice No:</b> M2019113 | <b>6/14/2019</b>  |               | <b>Paid Amt:</b> | <b>\$1,482.51</b>    |                    |
|   |                   |              |             | B 01 215 017                | PERA Payable      | \$304.61      |                  |                      |                    |
| <b>PO#:</b>                             | <b>Voucher #:</b> | <b>70999</b> | Invoice     | <b>Invoice No:</b> Z2019110 | <b>6/14/2019</b>  |               | <b>Paid Amt:</b> | <b>\$304.61</b>      |                    |
|   |                   |              |             |                             |                   |               |                  | <b>Check Amount:</b> | <b>\$37,438.63</b> |
|   |                   |              |             |                             |                   |               |                  | <b>Vendor Total:</b> | <b>\$37,438.63</b> |
| <b>1014 TRA</b>                         |                   |              |             |                             |                   |               |                  |                      |                    |
|   |                   |              | <b>0162</b> | <b>FNB</b>                  |                   |               | Wire             |                      |                    |
|   |                   |              |             | B 01 215 018                | TRA Payable       | \$59,494.38   |                  |                      |                    |
| <b>PO#:</b>                             | <b>Voucher #:</b> | <b>70910</b> | Invoice     | <b>Invoice No:</b> M2019110 | <b>6/14/2019</b>  |               | <b>Paid Amt:</b> | <b>\$59,494.38</b>   |                    |
|   |                   |              |             | B 01 215 018                | TRA Payable       | \$42,467.57   |                  |                      |                    |
| <b>PO#:</b>                             | <b>Voucher #:</b> | <b>70933</b> | Invoice     | <b>Invoice No:</b> M2019111 | <b>6/14/2019</b>  |               | <b>Paid Amt:</b> | <b>\$42,467.57</b>   |                    |

34


## Bagley Public Schools #162 June 2019 Wire Payment Register

| Code | Rcd | Vendor     | Co    | Bank         | Check No             | Pmt/Void Date | Pmt Type              |                     |
|------|-----|------------|-------|--------------|----------------------|---------------|-----------------------|---------------------|
| 1014 |     | TRA        |       |              |                      |               |                       |                     |
|      |     |            | 0162  | FNB          |                      |               | Wire                  |                     |
|      |     |            |       | B 01 215 018 | TRA Payable          | \$42,467.57   |                       |                     |
| PO#: |     | Voucher #: | 70955 | Invoice      | Invoice No: M2019112 | 6/14/2019     | Paid Amt: \$42,467.57 |                     |
|      |     |            |       | B 01 215 018 | TRA Payable          | \$42,467.50   |                       |                     |
| PO#: |     | Voucher #: | 70977 | Invoice      | Invoice No: M2019113 | 6/14/2019     | Paid Amt: \$42,467.50 |                     |
|      |     |            |       | B 01 215 018 | TRA Payable          | \$776.34      |                       |                     |
| PO#: |     | Voucher #: | 70996 | Invoice      | Invoice No: Z2019110 | 6/14/2019     | Paid Amt: \$776.34    |                     |
|      |     |            |       |              |                      |               | <b>Check Amount:</b>  | <b>\$187,673.36</b> |
|      |     |            |       |              |                      |               | <b>Vendor Total:</b>  | <b>\$187,673.36</b> |
|      |     |            |       |              |                      |               | <b>Report Total:</b>  | <b>\$704,397.98</b> |

## Bagley High School Auxiliary Master Account-2018-19 School Year

| June 1-30, 2019     |                    |                   |                   |                    |
|---------------------|--------------------|-------------------|-------------------|--------------------|
| Auxiliary Accounts: | Beg. Balance       | Receipts          | Disbursements     | End Balance        |
| Class of 2019       | \$452.02           |                   | \$452.02          | \$0.00             |
| Class of 2020       | \$246.58           | \$452.02          |                   | \$698.60           |
| Class of 2021       | \$207.71           |                   |                   | \$207.71           |
| Class of 2022       | \$245.19           | \$15.00           |                   | \$260.19           |
| Class of 2023       | \$35.99            | \$172.00          |                   | \$207.99           |
| Class of 2024       | \$165.49           | \$5.00            |                   | \$170.49           |
| Band/Choir          | \$5,977.16         | \$6,696.78        | \$4,943.00        | \$7,730.94         |
| Cultural Club       | \$0.49             |                   |                   | \$0.49             |
| Media Club          | \$3,167.03         | \$250.00          | \$98.20           | \$3,318.83         |
| Prom                | \$2,547.84         |                   |                   | \$2,547.84         |
| Robotics            | \$1,827.45         |                   |                   | \$1,827.45         |
| Student Council     | \$13,207.68        | \$9.26            |                   | \$13,216.94        |
| Flyer Pride         | \$913.12           |                   | \$69.00           | \$844.12           |
| Life Skills         | \$208.55           | \$36.25           |                   | \$244.80           |
| Math League         | \$38.35            |                   |                   | \$38.35            |
|                     |                    |                   |                   |                    |
| <b>TOTALS</b>       | <b>\$29,240.65</b> | <b>\$7,636.31</b> | <b>\$5,562.22</b> | <b>\$31,314.74</b> |

  
 \_\_\_\_\_  
 Tony Kerr  
 High School Principal

  
 \_\_\_\_\_  
 Date

July 15, 2019 Board Meeting  
Elementary Principal Report  
Kristi Moritz

➤ Summer Friday Field Trips



➤ Preschool Summer Class (Stepping Stones)



➤ Summer Rec



➤ Read Well by 3<sup>rd</sup> Grade submitted to MDE  
<https://mn02201346.schoolwires.net/domain/356>

➤ Staff Handbook presented by Pete Larson

### Items on the Horizon

- Staffing: Current Vacancies 2 classroom teacher, 2 Sped teachers, and 3 Para-educators (Interviews this week)
- Class Placements and supply lists will be mailed at the end of July

**534 UNPAID MEAL CHARGES**

School Board Adopted: August 7, 2017

Board Revised: August 2019

*[Note: United States Department of Agriculture (USDA) Policy Memorandum SP 46-2016 requires all School Food Authorities (i.e., school districts) operating federal school meal programs to have a written and clearly communicated system to address unpaid meal charges by July 1, 2017. USDA Policy Memorandum SP 23-2017 clarified that school districts could adopt a "policy" or "standard practice." Although this document is styled as a "policy," school districts may establish and implement a set of written procedures instead of a policy, provided that the written document explains how the school district will handle situations where students eligible to receive reduced-price or paid meals do not have money in their account or in hand to cover the cost of their meals at the time of service. The policy or standard practice must be implemented throughout the school district.]*

**I. PURPOSE**

The purpose of this policy is to ensure that students receive healthy and nutritious meals through the school district's nutrition program and that school district employees, families, and students have a shared understanding of expectations regarding meal charges. The policy seeks to allow students to receive the nutrition they need to stay focused during the school day and minimize identification of students with insufficient funds to pay for school meals as well as to maintain the financial integrity of the school nutrition program.

**II. PAYMENT OF MEALS**

- A. Students have use of a meal account. When the balance reaches zero, a student may charge no more than 5 meals to this account. When an account reaches this limit, a student shall not be allowed to charge further meals or a la carte items until the negative account balance is paid. Money can be deposited into your child's meal account by sending cash or check to the school office, by using credit/debit cards on line at our school district website or by mailing the payment to the Bagley Public School District Office, 202 Bagley Avenue NW, Bagley, MN 56621
- B. If the school district receives school lunch aid under Minn. Stat. § 124D.111, it must make lunch available without charge to all participating students who qualify for free or reduced-price meals regardless of account balance.
- C. A student with an outstanding meal charge debt will be allowed to purchase a meal if the student pays for the meal when it is received.
- D. The school district may provide an alternate meal that meets federal and state requirements to a student who does not have sufficient funds in the student's account or cannot pay cash for a meal. The school district will accommodate special dietary needs with respect to alternate meals. The cost of the alternative meal will be charged to the student's account or otherwise charged to the student.
- E. When a student has a negative account balance, the student will not be allowed to charge ala carte items.

**III. LOW OR NEGATIVE ACCOUNT BALANCES – NOTIFICATION**

- A. The school district will make reasonable efforts to notify families when meal account balances are low or fall below zero.
- B. Families will be notified of an outstanding negative balance once the negative balance reaches a balance below zero. Families will be notified by automated calling system on Wednesday evening at 6:00 p.m. with a friendly reminder for payment on account and a paper billing is sent to all students who carry a deficit on their meal account, requesting payment.

- C. Reminders for payment of outstanding student meal balances will not demean or stigmatize any student participating in the school lunch program.

#### IV. UNPAID MEAL CHARGES

- A. The school district will make reasonable efforts to communicate with families to resolve the matter of unpaid charges. Where appropriate, families may be encouraged to apply for free and reduced-price meals for their children.
- B. The school district will make reasonable efforts to collect unpaid meal charge classified as delinquent debt. Unpaid meal charges are designated as delinquent debt when payment is overdue, the debt is considered collectable, and efforts are being made to collect it.
- C. Seniors are provided with documentation of any outstanding debts, including meal account deficits, two weeks prior to graduation. ~~Any debts must be paid for the senior to attend the graduation ceremony. A diploma will be issued by the principal at a later time.~~
- D. Negative balances of more than \$50.00, not paid prior to *end of the school year*, will be turned over to the superintendent's office for collection. Collection options may include, but are not limited to, use of collection agencies, claims in the conciliation court, or any other legal method permitted by law.
- E. The school district may not enlist the assistance of non-school district employees, such as volunteers, to engage in debt collection efforts.

#### V. COMMUNICATION OF POLICY

- A. This policy and any pertinent supporting information shall be provided in writing (i.e., mail, email, back-to-school packet, student handbook, etc.) to:
  - 1. all households at or before the start of each school year;
  - 2. students and families who transfer into the school district, at the time of enrollment; and
  - 3. all school district personnel who are responsible for enforcing this policy.
- B. The school district will post the policy on the school district's website, in addition to providing the required written notification described above.

**Legal References:** Minn. Stat. § 124D.111, Subd. 4  
42 U.S.C. § 1751 *et seq.* (Healthy and Hunger-Free Kids Act)  
7 C.F.R. § 210 *et seq.* (School Lunch Program Regulations)  
7 C.F.R. § 220.8 (School Breakfast Program Regulations)  
USDA Policy Memorandum SP 46-2016, Unpaid Meal Charges: Local Meal Charge Policies (2016)  
USDA Policy Memorandum SP 47-2016, Unpaid Meal Charges: Clarification on Collection of Delinquent Meal Payments (2016)  
USDA Policy Memorandum SP 23-2017, Unpaid Meal Charges: Guidance and Q&A

**419 TOBACCO-FREE ENVIRONMENT; POSSESSION AND USE OF TOBACCO, TOBACCO-RELATED DEVICES, AND ELECTRONIC DELIVERY DEVICES**

Board Adopted: June 15, 1987

Board Revised: ~~September 4, 2018~~ August 2019

**I. PURPOSE**

The purpose of this policy is to maintain a learning and working environment that is tobacco free.

**II. GENERAL STATEMENT OF POLICY**

- A. A violation of this policy occurs when any student, teacher, administrator, other school personnel of the school district, or person smokes or uses tobacco, tobacco-related devices, or ~~carries or uses an activated~~ electronic ~~cigarettes delivery device~~ in a public school. This prohibition extends to all facilities, whether owned, rented, or leased, and all vehicles that a school district owns, leases, rents, contracts for, or controls. In addition, this prohibition includes vehicles used, in whole or in part, for work purposes, during hours of school operation, if more than one person is present. This prohibition includes all school district property and all off-campus events sponsored by the school district.
- B. A violation of this policy occurs when any elementary school, middle school, or secondary school student possesses any type of tobacco, tobacco-related device, or electronic ~~cigarette delivery devices~~ in a public school. This prohibition extends to all facilities, whether owned, rented, or leased, and all vehicles that a school district owns, leases, rents, contracts for, or controls and includes vehicles used, in whole or in part, for school purposes, during hours of school operation, if more than one person is present. This prohibition includes all school district property and all off-campus events sponsored by the school district.
- C. The school district will act to enforce this policy and to discipline or take appropriate action against any student, teacher, administrator, school personnel, or person who is found to have violated this policy.
- D. The school district will not solicit or accept any contributions or gifts of money, curricula, materials, or equipment from companies that directly manufacture and are identified with tobacco products, ~~tobacco-related~~ devices, or electronic ~~cigarettes delivery devices~~. The school district will not promote or allow promotion of tobacco products or ~~e-cigarettes electronic delivery devices~~ on school property or at school-sponsored events.

**III. TOBACCO AND TOBACCO-RELATED DEVICES DEFINED**

- A. ~~“Electronic cigarette delivery device” means any oral device that provides a vapor of liquid nicotine, lobelia, and/or other similar substance intended for human consumption, and the use or inhalation of which simulates smoking. The term shall~~

~~include any such devices, whether they are manufactured, distributed, marketed, or sold as e-cigarettes, e-cigars, e-pipes, or under another product name or descriptor~~ means any product containing or delivering nicotine, lobelia, or any other substance intended for human consumption that can be used by a person to simulate smoking in the delivery of nicotine or any other substance through inhalation of vapor from the product. Electronic delivery device includes any component part of a product, whether or not marketed or sold separately. Electronic delivery device does not include any product that has been approved or certified by the United States Food and Drug Administration for sale as a tobacco-cessation product, as a tobacco-dependence product, or for other medical purposes, and is marketed and sold for such an approved purpose.

- B. “Tobacco” means cigarettes and any product containing, made, or derived from tobacco that is intended for human consumption, whether chewed, smoked, absorbed, dissolved, inhaled, snorted, sniffed, or ingested by any other means, or any component, part, or accessory of a tobacco product, including, but not limited to, cigars; cheroots; stogies; perique; granulated, plug cut, crimp cut, ready rubbed, and other smoking tobacco; snuff; snuff flour; cavendish; plug and twist tobacco; fine cut and other chewing tobacco; shorts; refuse scraps, clippings, cuttings and sweepings of tobacco; and other kinds and forms of tobacco.
- C. “Tobacco-related devices” means cigarette papers or pipes for smoking or other devices intentionally designed or intended to be used in a manner which enables the chewing, sniffing, smoking, or inhalation of vapors of tobacco or tobacco products. Tobacco-related devices include components of tobacco-related devices which may be marketed or sold separately.
- D. “Smoking” means inhaling, ~~or~~ exhaling, ~~smoke from burning, or carrying~~ any lighted or heated cigar, cigarette, pipe, or any other lighted or heated ~~tobacco or plant~~ product containing, made, or derived from nicotine, tobacco, marijuana, or other plant, whether natural or synthetic, that is intended for inhalation. Smoking ~~also~~ includes carrying or using an activated electronic delivery device. ~~a lighted cigar, cigarette, pipe, or any other lighted tobacco or plant product intended for inhalation and the use of electronic cigarettes, including the inhaling and exhaling of vapor from any electronic delivery device.~~

#### IV. EXCEPTIONS

- A. A violation of this policy does not occur when an Indian adult lights tobacco on school district property as a part of a traditional Indian spiritual or cultural ceremony. An Indian is a person who is a member of an Indian tribe as defined under Minnesota law.
- B. A violation of this policy does not occur when an adult nonstudent possesses a tobacco or nicotine product that has been approved by the United States Food and Drug Administration for sale as a tobacco cessation product, as a tobacco dependence product, or for other medical purposes, and is being marketed and sold solely for such

an approved purpose. Nothing in this exception authorizes smoking or use of tobacco, tobacco-related devices, or electronic delivery devices on school property or at off-campus events sponsored by the school district.

## V. ENFORCEMENT

- A. All individuals on school premises shall adhere to this policy.
- B. Students who violate this tobacco-free policy shall be subject to school district discipline procedures.
- C. School district administrators and other school personnel who violate this tobacco-free policy shall be subject to school district discipline procedures.

Penalty: Staff member shall:

Step 1: \*Receive verbal reprimand for 1<sup>st</sup> violation

Step 2: \*Receive one written warning (copies in personal file) for 2<sup>nd</sup> violation.

Step 3: \*Be subject to procedure of Minnesota Statute 125:12 (Reason for Termination for further violations, which shall be considered insubordination.

Citizens:

Violations may be referred to the Superintendent, Building Principal, or other school district supervisory personnel responsible for the area or program during which the violation occurred.

Penalty: citizen will be:

Step 1: \*Asked to refrain from use of tobacco

Step 2: \*Asked to leave school property

Step 3: \*Prohibited from entering school property for a specified period of time. (This shall be by Superintendent's recommendation).

- D. School district action taken for violation of this policy will be consistent with requirements of applicable collective bargaining agreements, Minnesota or federal law, and school district policies.
- E. Persons who violate this tobacco-free policy may be referred to the building administration or other school district supervisory personnel responsible for the area or program at which the violation occurred.
- F. School administrators may call the local law enforcement agency to assist with enforcement of this policy. Smoking or use of any tobacco product in a public school is a violation of the Minnesota Clean Indoor Air Act and/or the Freedom to Breathe Act of 2007 and is a petty misdemeanor. A court injunction may be instituted against a repeated violator.
- G. No persons shall be discharged, refused to be hired, penalized, discriminated against, or in any manner retaliated against for exercising any right to a smoke-free

environment provided by the Freedom to Breathe Act of 2007 or other law.

**VI. DISSEMINATION OF POLICY**

- A. This policy shall appear in the student handbook.
- B. The school district will develop a method of discussing this policy with students and employees.

**Legal References:** Minn. Stat. §§ 144.411-144.417 (Minnesota Clean Indoor Air Act)

Minn. Stat. § 609.685 (Sale of Tobacco to Children)

2007 Minn. Laws Ch. 82 (Freedom to Breathe Act of 2007)

**Cross References:** MSBA/MASA Model Policy 403 (Discipline, Suspension, and Dismissal of School District Employees)

MSBA/MASA Model Policy 506 (Student Discipline)

MSBA Service Manual, Chapter 2, Students; Rights, Responsibilities and Behavior

**532 USE OF PEACE OFFICERS AND CRISIS TEAMS TO REMOVE STUDENTS WITH IEPs FROM SCHOOL GROUNDS**

Board Adopted: March 15, 2004 Board Revised: ~~June 20, 2016~~ August 2019

*[Note: School districts are required by statute to have a policy addressing these issues.]*

*[Note: Minnesota Laws 2009, Chapter 96, makes a number of changes to the laws and rules governing the use of “conditional procedures” with respect to special education students. Specifically, Chapter 96 repeals, EFFECTIVE AUGUST 1, 2011, Minn. Stat. §§ 121A.66, 121A.67, Subd. 1, as well as Minn. Rules 3525.0210, Subparts 5, 6, 9, 13, 17, 29, 30, 46, 47, and 3525.2900, Subp. 5. These laws and rules will be replaced, effective August 1, 2011, with a “restrictive procedures law which generally addresses the restraint of special education students.” When these changes become effective, certain aspects of this Policy 532 will need to be revised. Also note that the new restrictive procedures law contains a significant staff training component, found at Minn. Stat. § 125A.0942, Subds. 1, 2, and 5. Staff who intend to use restrictive procedures must be trained in the areas specified in Subd. 5 to use the new procedures when they become effective.]*

**I. PURPOSE**

The purpose of this policy is to describe the appropriate use of peace officers and crisis teams to remove, if necessary, a student with an individualized education program (IEP) from school grounds.

**II. GENERAL STATEMENT OF POLICY**

The school district is committed to promoting learning environments that are safe for all members of the school community. It further believes that students are the first priority and that they should be reasonably protected from physical or emotional harm at all school locations and during all school activities.

All students, including those with IEPs, are subject to the terms of the school district’s discipline policy. Building level administrators have the leadership responsibility to maintain a safe, secure, and orderly educational environment within which learning can occur. Corrective action to discipline a student and/or modify a student’s behavior will be taken by staff when a student’s behavior violates the school district’s discipline policy.

If a student with an IEP engages in conduct which, in the judgment of school personnel, endangers or may endanger the health, safety, or property of the student, other students, staff members, or school property, that student may be removed from school grounds in accordance with this policy.

**III. DEFINITIONS**

For purposes of this policy, the following terms have the meaning given to them in this section:

- A. “Student with an IEP” or “the student” means a student who is eligible to receive special education and related services pursuant to the terms of an IEP or an individual interagency intervention plan (IIIP).
- B. “Peace officer” means an employee or an elected or appointed official of a political subdivision or law enforcement agency who is licensed by the Board of Peace Officer Standards and Training, charged with the prevention and detection of crime and the enforcement of general criminal laws of the state and who has the full power of arrest. The term “peace officer” includes a person who serves as a sheriff, a deputy sheriff, a police officer, or a state patrol trooper.
- C. “Police liaison officer” is a peace officer who, pursuant to an agreement between the school district and a political subdivision or law enforcement agency, is assigned to a school building for all or a portion of the school day to provide law enforcement assistance and support to the building administration and to promote school safety, security, and positive relationships with students.
- D. “Crisis team” means a group of persons, which may include teachers and non-teaching school personnel, selected by the building administrator in each school building who have received crisis intervention training and are responsible for becoming actively involved with resolving crises. The building administrator or designee shall serve as the leader of the crisis team.
- E. The phrase “remove the student from school grounds” is the act of securing the person of a student with an IEP and escorting that student from the school building or school activity at which the student with an IEP is located.
- F. “Emergency” means a situation in which immediate intervention is necessary to protect a student or other individual from physical injury, emotional abuse due to verbal and nonverbal gestures.
- G. All other terms and phrases used in this policy shall be defined in accordance with applicable state and federal law or ordinary and customary usage.

#### **IV. REMOVAL OF STUDENTS WITH IEPs FROM SCHOOL GROUNDS**

##### **A. Removal By Crisis Team**

If the behavior of a student with an IEP escalates to the point where the student’s behavior endangers or may endanger the health, safety, or property of the student, other students, staff members, or school

property, the school building's crisis team may be summoned. The crisis team may attempt to de-escalate the student's behavior by means including, but not limited to, those described in the student's IEP and/or behavior intervention plan. When such measures fail, or when the crisis team determines that the student's behavior continues to endanger or may endanger the health, safety, or property of the student, other students, staff members, or school property, the crisis team may remove the student from school grounds.

If the student's behavior cannot be safely managed, school personnel may immediately request assistance from the police liaison officer or a peace officer.

B. Removal By Police Liaison Officer or Peace Officer

If a student with an IEP engages in conduct which endangers or may endanger the health, safety, or property of the student, other students, staff members, or school property, the school building's crisis team, building administrator, or the building administrator's designee, may request that the police liaison officer or a peace officer remove the student from school grounds.

If a student with an IEP is restrained or removed from a classroom, school building, or school grounds by a peace officer at the request of a school administrator or school staff person during the school day twice in a 30-day period, the student's IEP team must meet to determine if the student's IEP is adequate or if additional evaluation is needed.

Whether or not a student with an IEP engages in conduct which endangers or may endanger the health, safety, or property of the student, other students, staff members, or school property, school district personnel may report a crime committed by a student with an IEP to appropriate authorities. If the school district reports a crime committed by a student with an IEP, school personnel shall transmit copies of the special education and disciplinary records of the student for consideration by appropriate authorities to whom it reports the crime, to the extent that the transmission is permitted by the Family Education Rights and Privacy Act (FERPA), the Minnesota Government Data Practices Act, and school district's policy, Protection and Privacy of Pupil Records.

The fact that a student with an IEP is covered by special education law does not prevent state law enforcement and judicial authorities from exercising their responsibilities with regard to the application of federal and state law to crimes committed by a student with an IEP.

C. Reasonable Force Permitted

In removing a student with an IEP from school grounds, a building administrator, other crisis team members, or the police liaison officer or other agents of the school district, whether or not members of a crisis team, may use reasonable force when it is necessary under the circumstances to correct or restrain a student or prevent bodily harm or death to another.

In removing a student with an IEP from school grounds, police liaison officers and school district personnel are further prohibited from engaging in the following conduct:

1. Corporal punishment prohibited by Minn. Stat. § 121A.58;
2. Requiring the student to assume and maintain a specified physical position, activity, or posture that induces physical pain as an aversive procedure;
3. Totally or partially restricting a child's senses as punishment;
- ~~4. Presenting intense sounds, lights, or other sensory stimuli as an aversive stimulus;~~
- ~~5. Using noxious smell, taste, substance, or spray as an aversive stimulus;~~
6. Denying or restricting the student's access to equipment and devices such as hearing aids and communication boards that facilitate the student's functioning except temporarily when the student is perceived to be destroying or damaging equipment or devices;
7. Interacting with a child in a manner that constitutes sexual abuse, neglect, or physical abuse under Minn. Stat. § 626.556;
- ~~8. Using faradic skin shock;~~
9. Physical holding (as defined in Minn. Stat. § 125A.0941) that restricts or impairs a child's ability to breathe, restricts or impairs a child's ability to communicate distress, places pressure or weight on a child's head, throat, neck, chest, lungs, sternum, diaphragm, back, or abdomen, or results in straddling a child's torso;

~~10. Restricting, totally or partially, the student's auditory or visual sense, except that study carrels may be used as an academic intervention;~~

11. Withholding regularly scheduled meals or water; and/or

12. Denying the student access to toilet facilities.

D. Parental Notification

The building administrator or designee shall make reasonable efforts to notify the student's parent or guardian of the student's removal from school grounds as soon as possible following the removal.

E. Continued Removals; Review of IEP

Continued and repeated use of the removal process described herein must be reviewed in the development of the individual student's IEP or IIIP.

F. Effect of Policy in an Emergency; Use of ~~Conditional Restrictive~~ Procedures

A student with an IEP may be removed in accordance with this policy regardless of whether the student's conduct would create an emergency.

If the school district seeks to remove a student with an IEP from school grounds under this policy due to behaviors that constitute an emergency and the student's IEP, IIIP, or behavior intervention plan authorizes the use of one or more ~~conditional restrictive~~ procedures, the crisis team may employ those ~~conditional restrictive~~ procedures, in addition to any reasonable force that may be necessary, to facilitate the student's removal from school grounds, ~~as long as the crisis team members who are implementing the restrictive procedures have received the training required by Minn. Stat § 125A.0942, Subd. 5, and otherwise comply with the requirements of § 125A.0942.~~ If the crisis team initiates use of ~~conditional restrictive~~ procedures in an emergency, the student's IEP team shall meet as soon as possible, but no later than five (5) school days after emergency procedures have commenced.

G. Reporting to the Minnesota Department of Education (MDE)

Annually, stakeholders may recommend, as necessary, to the Commissioner of MDE (Commissioner) specific and measurable implementation and outcome goals for reducing the use of restrictive

procedures. The Commissioner must submit to the Legislature a report on districts' progress in reducing the use of restrictive procedures that recommends how to further reduce these procedures and eliminate the use of ~~prone restraints seclusion~~. By ~~June 30~~ January 15, April 15, July 15, and October 15 of each year, districts must report ~~summary data on the use of restrictive procedures to the MDE~~, in a form and manner determined by the Commissioner, ~~about individual students who have been secluded~~. By July 15, each year, districts must report ~~summary data~~. The summary data must include information ~~about~~ on the use of restrictive procedures ~~for the prior school year, July 1 through June 30~~, including the use of reasonable force by school personnel that is consistent with the definition of physical holding or seclusion of a child with a disability.

**Legal References:**

Minn. Stat. Ch. 13 (Minnesota Government Data Practices Act)  
Minn. Stat. §§ 121A.40-121A.56 (Minnesota Pupil Fair Dismissal Act)  
Minn. Stat. § 121A.582 (Student Discipline; Reasonable Force)  
Minn. Stat. § 121A.61 (Discipline and Removal of Students from Class)  
Minn. Stat. § 121A.67, Subd. 2 (Aversive and Deprivation Procedures)  
Minn. Stat. §§ 125A.094-125A.0942 (Restrictive Procedures for Children with Disabilities)  
Minn. Stat. § 609.06 (Authorized Use of Force)  
Minn. Stat. § 609.379 (Permitted Actions)  
20 U.S.C. § 1232g *et seq.* (Family Educational Rights and Privacy (FERPA))  
20 U.S.C. § 1415(k)(6) (Individuals with Disabilities Education Improvement Act of 2004 (IDEA))  
34 C.F.R. § 300.535 (IDEA Regulation Regarding Involvement of Law Enforcement)

**Cross References:**

MSBA/MASA Model Policy 506 (Student Discipline)  
MSBA/MASA Model Policy 507 (Corporal Punishment)  
MSBA/MASA Model Policy 515 (Protection and Privacy of Pupil Records)  
MSBA/MASA Model Policy 525 (Violence Prevention)  
MSBA/MASA Model Policy 806 (Crisis Management Policy)

**603 CURRICULUM DEVELOPMENT**

Board Adopted: August 15, 2011

Board Revised: ~~August 21, 2017~~ August 2019

**I. PURPOSE**

The purpose of this policy is to provide direction for continuous review and improvement of the school curriculum.

**II. GENERAL STATEMENT OF POLICY**

Curriculum development shall be directed toward the fulfillment of the goals and objectives of the education program of the school district.

**III. RESPONSIBILITY**

- A. The superintendent shall be responsible for curriculum development and for determining the most effective way of conducting research on the school district's curriculum needs and establishing a long range curriculum development program. Timelines shall be determined by the superintendent that will provide for periodic reviews of each curriculum area. Please refer to Bagley School District Curriculum Review Cycle.
- B. Building principals will set up a process by which curricular site teams will work collaboratively to review research best practices and make curricular recommendations for adoption and acquisition. The building principals will also lead a process for staff curriculum writing, embedding state standards and creating a school district curriculum map for each curricular area under review. The K-12 curriculum maps will be posted to the school district website upon completion.
- C. A district curriculum advisory committee shall provide assistance when needed at the request of the superintendent. The advisory committee membership shall be a reflection of the community and, to the extent possible, shall reflect the diversity of the district and its learning sites, and shall include parent, teacher, support staff, student, community residents, and administration representation, and shall provide translation to the extent appropriate and practicable. Whenever possible, parents and other community residents shall comprise at least two-thirds of advisory committee members.
- D. Within the ongoing process of curriculum development, the following needs shall be addressed:
  - 1. Provide for articulation of courses of study from kindergarten through grade twelve.

2. Identify minimum objectives for each course and at each elementary grade level.
  3. Provide for continuing evaluation of programs for the purpose of attaining school district objectives. See school district “Curriculum Review Cycle”.
  4. Provide a program for ongoing monitoring of student progress.
  5. Provide for specific, particular, and special needs of all members of the student community.
  6. Develop a local literacy plan to have every child reading at or above grade level no later than the end of grade 3, including English learners, and teachers providing comprehensive, scientifically based reading instruction consistent with law.
  7. Integrate required and elective course standards in the scope and sequence (mapping) of the district curriculum.
  8. Meet all applicable requirements of the Minnesota Department of Education and the federal law.
- E. **Students who do not meet or exceed Minnesota academic standards, as measured by the Minnesota Comprehensive Assessments that are administered during high school, shall be informed that admission to a public school is free and available to any resident under 21 years of age or who meets the requirements of Minn. Stat. § 120A.20, Subd. 1(c). A student’s plan under this section shall continue while the student is enrolled.**
- F. It shall be the responsibility of the superintendent to keep the school board informed of all state-mandated curriculum changes, as well as recommended discretionary changes and to periodically present recommended modifications for school board review and approval.
- G. The superintendent shall have discretionary authority to develop guidelines and directives to implement school board policy relating to curriculum development.

**Legal References:**

- Minn. Stat. § 120B.10 (Findings; Improving Instruction and Curriculum)
- Minn. Stat. § 120B.11 (School District Process)
- Minn. Stat. § 120B.12 (Reading Proficiently no Later than the End of Grade 3)
- Minn. Stat. § 120B.125(f) (Planning for Students’ Successful Transition to Postsecondary Education and Employment)
- Minn. Rules Part 3500.0550 (Inclusive Educational Program)
- Minn. Rules Parts 3501.0640-3501.0655 (Academic Standards for Language Arts)
- Minn. Rules Parts 3501.0700-3501.0745 (Academic Standards for Mathematics)
- Minn. Rules Parts 3501.0800-3501.0815 (Academic Standards for the Arts)
- Minn. Rules Parts 3501.0900-3501.0955 (Academic Standards in Science)
- Minn. Rules Parts 3501.1000-3501.1190 (Graduation-Required Assessment for Diploma) (repealed Minn. L. 2013, Ch. 116, Art. 2, § 22)
- Minn. Rules Parts 3501.1200-3501.1210 (Academic Standards for English Language Development)
- Minn. Rules Parts 3501.1300-3501.1345 (Academic Standards for Social Studies)
- Minn. Rules Parts 3501.1400-3501.1410 (Academic Standards for Physical Education)
- 20 U.S.C. § 6301, *et seq.* (Every Student Succeeds Act)

***Cross References:***

- MSBA/MASA Model Policy 604 (Instructional Curriculum)
- MSBA/MASA Model Policy 605 (Alternative Programs)
- MSBA/MASA Model Policy 613 (Graduation Requirements)
- MSBA/MASA Model Policy 614 (School District Testing Plan and Procedure)
- MSBA/MASA Model Policy 615 (Testing Accommodations, Modifications, and Exemptions for IEPs, Section 504 Plans, and LEP Students)
- MSBA/MASA Model Policy 616 (School District System Accountability)
- MSBA/MASA Model Policy 617 (School District Ensurance of Preparatory and High School Standards)
- MSBA/MASA Model Policy 618 (Assessment of Student Achievement)
- MSBA/MASA Model Policy 619 (Staff Development for Standards)
- MSBA/MASA Model Policy 620 (Credit for Learning)
- MSBA/MASA Model Policy 623 (Mandatory Summer School Instruction)

## 611 HOME SCHOOLING

Board Adopted: October 1, 2018

Board Revised: August 2019

*[Note: The provisions of this policy substantially reflect statutory requirements.]*

### I. PURPOSE

The purpose of this policy is to recognize and provide guidelines in accordance with state law for parents who wish to have their children receive education in a home school that is an alternative to an accredited public or private school.

### II. GENERAL STATEMENT OF POLICY

The Compulsory Attendance Law (Minn. Stat. § 120A.22) provides that the parent or guardian of a child is primarily responsible for assuring that the child acquires knowledge and skills that are essential for effective citizenship. (Minn. Stat. § 120A.22, Subd. 1)

### III. CONDITIONS FOR HOME SCHOOLING

The person in charge of a home school and the school district must provide instruction and meet the requirements specified in Minn. Stat. § 120A.22.

### IV. IMMUNIZATION

The parent or guardian of a home-schooled child shall submit statements as required by Minn. Stat. § 121A.15, Subds. 1, 2, 3, 4, and 12, on the appropriate Minnesota Department of Education form, to the superintendent of the school district in which the child resides by October 1 of the first year of home schooling in Minnesota and the grade 7 year. (Minn. Stat. § 121A.15, Subd. 8)

### V. TEXTBOOKS, INSTRUCTIONAL MATERIAL, STANDARD TESTS

Upon formal request, as required by law, the school district will provide textbooks (including a teacher's edition, guide, or other materials that accompany a textbook when the edition, guide, or materials are packaged physically or electronically with textbooks for student use), individualized instructional or cooperative learning materials (including teacher materials that accompany pupil materials), software or other educational technology, and standardized tests and loan or provide them for use by a home-schooled child as provided in Minn. Stat. § 123B.42 and Minn. Rules Ch. 3540. The school district is not required to expend any amount for this purpose that exceeds the amount it receives pursuant to Minn. Stat. §§ 123B.40-123B.48 for this purpose. If curriculum has both physical and electronic components, the school district will, at the request of the student or the student's parent or guardian, make the electronic component accessible to a resident student provided that the school district does not incur more than an incidental cost as a result of providing access electronically.

## VI. PUPIL SUPPORT SERVICES

Upon formal request, as required by law, the school district will provide pupil support services in the form of health services and counseling and guidance services to a home-schooled child as provided by Minn. Stat. § 123B.44 and Minn. Rules Ch. 3540. The school district is not required to expend an amount for any of these purposes that exceeds the amount it receives pursuant to Minn. Stat. §§ 123B.40-123B.48 for any of these purposes.

## VII. EXTRACURRICULAR ACTIVITIES

Resident pupils who receive instruction in a home school (where five or fewer students receive instruction) may fully participate in extracurricular activities of the school district on the same basis as other public school students. (Minn. Stat. §§ 123B.36, Subd. 1, and 123B.49, Subd. 4)

## VIII. SHARED TIME PROGRAMS

Enrollment in class offerings of the school district.

- A. A home-schooled child who is a resident of the school district may enroll in classes in the school district as a shared time pupil on the same basis as other nonpublic school students. The provisions of this policy shall not be determinative of whether the school district allows the enrollment of any pupils on a shared-time basis.
- B. The school district may limit enrollment of shared-time pupils in such classes based on the capacity of a program, class, grade level, or school building. The school board and administration retain sole discretion and control over scheduling of all classes and assignment of shared time pupils to classes.

*[Note: The provisions of Article VIII. - Shared Time Programs do not make a determination as to whether Shared Time Programs should be offered to any pupil. However, home-schooled children are required to be treated the same as all other nonpublic school children.]*

## IX. OPTIONAL COOPERATIVE ARRANGEMENTS

- A. Activities
  - 1. Minnesota State High School League-sponsored activities (where six or more students receive instruction in the home school or the home school students are not residents of the school district).

A home school which is a member of the Minnesota State High School League may request that the school district enter into a cooperative

sponsorship arrangement as provided in Minnesota State High School League Bylaw 403.00. The approval of such an arrangement shall be at the discretion of the school board.

- a. The home school must become a member of the Minnesota State High School League in accordance with the rules of the Minnesota State High School League.
  - b. The home school is solely responsible for any costs or fees associated with its application for and/or subsequent membership in the Minnesota State High School League.
  - c. The home school is responsible for any and all costs associated with its participation in a cooperative sponsorship arrangement as well as any school district activity fees associated with the Minnesota State High School League activity.
2. Non-Minnesota State High School League activities where six or more students receive instruction in the home school.

A home-schooled child may participate in non-Minnesota State High School League activities offered by the school district upon application and approval from the school board to participate in the activity and the payment of any activity fees associated with the activity. However, home school students may not be charged higher activity fees than other public school students. An approval shall be granted at the discretion of the school board.

**B. Transportation Services**

1. The school district may provide nonpublic nonregular transportation services to a home-schooled child.
2. The school board of the school district retains sole discretion and control and management of scheduling routes, establishment of the location of bus stops, manner and method of transportation, control and discipline of school children, and any other matter relating to the provision of transportation services.

***Legal References:***

Minn. Stat. § 120A.22 (Compulsory Instruction)  
Minn. Stat. § 120A.24 (Reporting)  
Minn. Stat. § 120A.26 (Enforcement and Prosecution)  
Minn. Stat. § 121A.15 (Health Standards; Immunizations; School Children)  
Minn. Stat. § 123B.36 (School Boards May Require Fees)  
Minn. Stat. § 123B.41 (Definitions)  
Minn. Stat. § 123B.42 (Textbooks, Individual Instruction Material, Standard Tests)

Minn. Stat. § 123B.44 (Provision of Pupil Support Services)  
Minn. Stat. § 123B.49 (Cocurricular and Extracurricular Activities)  
Minn. Stat. § 123B.86 (Equal Treatment - Transportation)  
Minn. Stat. § 123B.92 (Transportation Aid Entitlement)  
Minn. Stat. § 124D.03 (Enrollment Options Program)  
Minn. Rules Ch. 3540 (Textbooks, Individualized Instruction Materials, Standardized Tests)

***Cross References:***

MSBA/MASA Model Policy 509 (Enrollment of Nonresident Students)  
MSBA/MASA Model Policy 510 (School Activities)

## 616 SCHOOL DISTRICT SYSTEM ACCOUNTABILITY

Board Adopted: February 3, 2014

Board Revised: ~~August 21, 2017~~ August 2019

### I. PURPOSE

The purpose of this policy is to focus public education strategies on a process which promotes higher academic achievement for all students and ensures broad-based community participation in decisions regarding the implementation of the Minnesota Academic Standards and federal law.

### II. GENERAL STATEMENT OF POLICY

Implementation of the Minnesota Academic Standards and federal law will require a new level of accountability for the school district. The school district will establish a system to transition to the graduation requirements of the Minnesota Academic Standards. The school district also will establish a system to review and improve instruction, curriculum, and assessment which will include substantial input by students, parents or guardians, and local community members. The school district will be accountable to the public and the state through annual reporting.

### III. DEFINITIONS

- A. "Credit" means a student's successful completion of an academic year of study or a student's mastery of the applicable subject matter, as determined by the school district.
- B. "Graduation Standards" means the credit requirements and locally adopted content standards or Minnesota Academic Standards that school districts must offer and certify that students complete to be eligible for a high school diploma.
- C. "World's best workforce" means striving to: meet school readiness goals; have all third grade students achieve grade-level literacy; close the academic achievement gap among all racial and ethnic groups of students and between students living in poverty and students not living in poverty; have all students attain career and college readiness before graduating from high school; and have all students graduate from high school.

### IV. ESTABLISHMENT OF GOALS; IMPLEMENTATION; EVALUATION AND REPORTING

#### A. School District Goals

- 1. The school board has established school district-wide goals which provide broad direction for the school district. Incorporated in these goals are the graduation and education standards contained in the Minnesota Academic Standards and federal law. The broad goals shall be reviewed annually and approved by the school board. The school board shall adopt annual goals based on the recommendations of the Advisory Committee for Comprehensive

Continuous Improvement of Student Achievement (Advisory Committee).

2. The improvement goals should address recommendations identified through the Advisory Committee process. The school district's goal setting process will include consideration of individual site goals. School district goals may be developed through an education effectiveness program, an evaluation of student progress committee, or through some other locally determined process.

- B. System for Reviewing All Instruction and Curriculum. Incorporated in the process will be analysis of the school district's progress toward implementation of the Minnesota Academic Standards. Instruction and curriculum shall be reviewed and evaluated by taking into account strategies and best practices, student outcomes, principal evaluations under Minn. Stat. § 123B.147, Subd. 3, and teacher evaluations under Minn. Stat. § 122A.40, Subd. 8, or 122A.41, Subd. 5.

~~*{Insert Local Cycle in this space}*~~

- C. Implementation of Graduation Requirements

1. The school board shall appoint a Graduation Standards Implementation Committee which shall advise the school board on implementation of the state and local graduation requirements, including K-12 curriculum, assessment, student learning opportunities, and other related issues. Recommendations of this committee shall be published annually to the community. The school board shall receive public input and comment and shall adopt or update this policy at least annually. The Graduation Standards Implementation Committee ~~*will*~~ *will not* be comprised of the Advisory Committee for Comprehensive Continuous Improvement of Student Achievement.

*[Note: The Graduation Standards Implementation Committee may be comprised of an existing committee such as the Advisory Committee for Comprehensive Continuous Improvement of Student Achievements. Regardless of whether a new committee or an existing committee is utilized, the committee should be comprised of representatives of the community, including equal representation from school board members, students, parents, teachers, representatives of local businesses, and representatives of the community at large. Among these members should be individuals who are able to represent the needs of students throughout the district including students with special needs.]*

2. The school board shall annually review and determine if student achievement levels at each school site meet federal expectations. If the school board determines that student achievement levels at a school site do not meet federal expectations and the site has not made adequate yearly progress for two consecutive school years, the Graduation Standards Implementation Committee shall work with the school site to adopt a plan to raise student achievement levels to meet federal expectations. The Graduation Standards Implementation Committee may seek assistance from the Commissioner of the Minnesota Department of Education (MDE) (Commissioner) in developing a

plan which must include parental involvement components.

3. The educational assessment system component utilized by the school board to measure individual students' educational progress must be based, to the extent annual tests are administered, on indicators of achievement growth that show an individual student's prior achievement. Indicators of achievement and prior achievement must be based on highly reliable statewide or districtwide assessments. The school board will utilize models developed by the Commissioner for measuring individual student progress. The school board must coordinate with MDE in evaluating school sites and continuous improvement plans, consistent with best practices.

D. Advisory Committee for Comprehensive Continuous Improvement of Student Achievement

1. By October 1 of each year, the Advisory Committee will meet to advise and assist the school district in the implementation of the school district system accountability and comprehensive continuous improvement process.
2. The Advisory Committee, working in cooperation with other committees of the school district [*such as the Technology, Educational Effectiveness, Grade Level, Site Instruction, Curriculum and Assessment Committees, etc.*], will provide active community participation in:
  - a. Reviewing the school district instructional and curriculum plan, with emphasis on implementing the Minnesota Graduation Standards;
  - b. Identifying annual instruction and curriculum improvement goals for recommendation to the school board;
  - c. Making recommendations regarding the evaluation process that will be used to measure school district progress toward its goals;
  - d. Advising the school board about development of the annual budget.
3. The Advisory Committee shall meet the following criteria:
  - a. The Advisory Committee shall ensure active community participation in all planning for instruction and curriculum affecting Graduation Standards.
  - b. The Advisory Committee shall make recommendations to the school board on school district-wide standards, assessments, and program evaluation.
  - c. Building teams may be established as subcommittees to develop and

implement an education effectiveness plan and to carry out methods to improve instruction, curriculum, and assessments as well as methods to use technology in meeting the school district improvement plan.

- d. A local plan to evaluate student progress, using a local process, shall be used for developing a plan for assessment of student progress toward the Graduation Standards, as well as program evaluation data for use by the Advisory Committee in the instruction and curriculum review process. This plan shall annually be approved by the school board.
4. The Advisory Committee shall, when possible, be comprised of two-thirds community representatives and shall reflect the diversity of the community. Included in its membership should be:
- a. The Director of Curriculum (or similar educational leader)
  - b. Principal
  - c. School Board Member
  - d. Student Representative
  - e. One teacher from each building or instructional level
  - f. Two parents from each building or instructional level
  - g. Two residents without school-aged children, non-representative of local business or industry
  - h. Two residents representative of local business or industry
  - i. District Assessment Coordinator (if different from “a.” above)

***[Note: This Advisory Committee composition is a model only.]***

5. Translation services should be provided to the extent appropriate and practicable.
6. The Advisory Committee shall meet the following timeline each year:

**Month Fall:** Organizational meeting of the Committee to review the authorizing legislation and the roles and responsibilities of the Committee as determined by the school board.

**Month(s) Fall:** Agree on the process to be used. Become

familiar with the instruction and curriculum of the cycle content area.

~~Month(s)~~ Spring: Review evaluation results and prepare recommendations.

Month Spring: Present recommendations to the school board for its input and approval.

E. Evaluation of Student Progress Committee. A committee of professional staff shall develop a plan for assessment of student progress toward Literacy by Grade 3, the Graduation Standards, as well as program evaluation data for use by the Advisory Committee to review instruction and curriculum, cultural competencies, including cultural awareness and cross-cultural communication, and student achievement at the school site. This plan shall annually be approved by the school board.

F. Reporting: –

1. Consistent with Minn. Stat. § 120B.36, Subd. 1, the school board shall publish a report in the local newspaper with the largest circulation in the district, by mail, or by electronic means on the school district website. The school board shall hold an annual public meeting to review and revise, where appropriate, student achievement goals, local assessment outcomes, plans, strategies, and practices for improving curriculum and instruction and cultural competency and efforts to equitably distribute diverse, effective, experienced, and in-field teachers, and to review school district success in realizing the previously adopted student achievement goals and related benchmarks and the improvement plans leading to the world’s best workforce. The school board must transmit an electronic summary of its report to the Commissioner in the form and manner the Commissioner determines. The school district shall periodically survey affected constituencies in their native languages, where appropriate and practicable, about their connection to and level of satisfaction with school. The school district shall include the results of this evaluation in its published reports and in its summary report to the Commissioner.
2. The school performance report for a school site and a school district must include performance reporting information and calculate proficiency rates as required by the most recently reauthorized Elementary and Secondary Education Act.

**Legal References:**

- Minn. Stat. § 120B.018 (Definitions)
- Minn. Stat. § 120B.02 (Educational Expectations for Minnesota’s Students)
- Minn. Stat. § 120B.11 (School District Process)
- Minn. Stat. § 120B.35 (Student Achievement Levels)
- Minn. Stat. § 120B.36 (School Accountability; Appeals Process)
- Minn. Stat. § 122A.40, Subd. 8 (Employment; Contracts; Termination)
- Minn. Stat. § 122A.41, Subd. 5 (Teacher Tenure Act; Cities of the First Class; Definitions)

Minn. Stat. § 123B.04 (Site Decision Making Agreement)  
Minn. Stat. § 123B.147, Subd. 3 (Principals)  
Minn. Rules Parts 3501.0640-3501.0655 (Academic Standards for Language Arts)  
Minn. Rules Parts 3501.0700-3501.0745 (Academic Standards for Mathematics)  
Minn. Rules Parts 3501.0800-3501.0815 (Academic Standards for the Arts)  
Minn. Rules Parts 3501.0900-3501.0955 (Academic Standards in Science)  
Minn. Rules Parts 3501.1300-3501.1345 (Academic Standards for Social Studies)  
Minn. Rules Parts 3501.1400-3501.1410 (Academic Standards for Physical Education)  
20 U.S.C. § 6301, *et seq.* (Every Student Succeeds Act)

**Cross References:**

MSBA/MASA Model Policy 104 (School District Mission Statement)  
MSBA/MASA Model Policy 601 (School District Curriculum and Instruction Goals)  
MSBA/MASA Model Policy 613 (Graduation Requirements)  
MSBA/MASA Model Policy 614 (School District Testing Plan and Procedure)  
MSBA/MASA Model Policy 615 (Testing Accommodations, Modifications, and Exemptions for IEPs, Section 504 Plans, and LEP Students)  
MSBA/MASA Model Policy 617 (School District Ensurance of Preparatory and High School Standards)  
MSBA/MASA Model Policy 618 (Assessment of Student Achievement)  
MSBA/MASA Model Policy 619 (Staff Development for Standards)  
MSBA/MASA Model Policy 620 (Credit for Learning)

# Bagley School District - ISD#162



## Long Term Facilities Maintenance LTFM 10 Year Plan FY2021 update

July 15, 2019

**ics** | CONSULTING, INC

## **Table of Contents**

|   |           |
|---|-----------|
| <b>Forward.....</b>                       | <b>3</b>  |
| <b>FY19 Reconcile.....</b>                | <b>5</b>  |
| <b>Project Planning.....</b>              | <b>8</b>  |
| <b>LTFM Chart .....</b>                   | <b>9</b>  |
| <b>Planned Projects.....</b>              | <b>10</b> |
| <b>LTFM MDE SUBMITTAL PACKET .....</b>    |           |
| • <b>Cover Sheet.....</b>                 | <b>11</b> |
| • <b>Ten Year Revenue Projection.....</b> | <b>12</b> |
| • <b>Ten Year Expenditure Sheet.....</b>  | <b>15</b> |
| • <b>Statement of Assurance.....</b>      | <b>16</b> |
| • <b>Board Resolution.....</b>            | <b>17</b> |

## Forward

ICS, Consulting is pleased to assist the Bagley School District with their LTFM Plan. This report has been developed to provide the District with a ten-year plan that can be acted upon for the continuous maintenance and upkeep of your facility. ICS has worked with several of the Districts Staff to ensure a comprehensive plan that considers available dollars for emergency repairs. The information within this report was compiled by the District and assembled into this packet by ICS. More information on the process is contained within this document.

### Principles of the Report

In 2015 the Minnesota Department of Education established a Long-Term Facilities Maintenance Revenue Program (LTFM) for school districts. This program was established under the 2015 Education Act and began to take effect on July 1, 2016. The program removed the previous programs available to districts which included Deferred Maintenance Revenue, Alternative Facilities Bonding and Levy Program and Capital Expenditure Health and Safety.

### Purpose of LTFM

LTFM was created to assist school districts throughout the state to create adequate, equitable and sustainable financing for their facilities. At one time only the 25 largest districts in the state were eligible for Alternative Facilities Revenue while the rest of the state was only receiving funding through Deferred Maintenance and Capital Expenditure Health and Safety. This legislative change provided the rural areas with additional funding (like metro school districts) for the general upkeep of their facilities. This is accomplished by using the age, square footage, and number of pupils' students within the district facilities. In addition, there are now many areas that get equalization from the state which takes some of the burden off of the tax payers.

### Required LTFM Documentation

Per state statute, LTFM requires a number of documents be completed, and submitted to the Minnesota Department of Education for Approval. The following is a list of the documents as well as a description:

- 1.) Ten-Year Revenue Excel Spreadsheet
  - a. This is a resource that is issued to the schools by the Minnesota Department of Education (MDE). The spreadsheet calculates estimated dollars available to the district over a ten-year period for LTFM. When used in conjunction of the ten-year expenditure spreadsheet it assisted in the planning of when projects need to be performed and how they will be funded. The different options available to districts for funding LTFM projects are as follows:
    - i. Year-to-year expenses
    - ii. Saving dollars for future years and possibly larger projects
    - iii. Bonding forward (paying principal and interest on larger projects)
    - iv. A combination of the above

2.) Ten-Year Expenditure Spreadsheet

a. The expenditure spreadsheet shows the dollars that will be spent by the district in each UFARS code for each of the ten-years (see appendix for UFARS description and listing of the codes). This spreadsheet is submitted to the state as a high level overview of the dollars spent on each of the codes. The district should maintain a more detailed plan in house to track individual projects or items that need to be accomplished in each of the years. Key points of the expenditure sheet are as follows:

- i. Projects contained within the LTFM ten-year plan must be an allowable expenditure per Long-Term Facilities Maintenance Revenue – Guide for Allowable Expenditures.
- ii. Per LTFM statute, “the ten-year plan must include provisions for implementing a health and safety program the complies with health, safety, and environmental regulations and best practices, including indoor air quality management.” (Minnesota Department of Education, Long-Term Facilities Maintenance Revenue (LTFM) – 2016 Guide)
- iii. Additional Documentation is required for the following projects
  - 1. Indoor Air Quality projects costing \$100,000 or more: a description of which American Society of Heating, Refrigerating, and Air-Conditioning Engineers (ASHRAE) are not being met and what will be changed to meet them. This must include an estimated cost from the project engineer.
  - 2. Asbestos Abatement projects costing \$100,000 or more: a description of the type, amount, and scope along with a cost estimate.
  - 3. Fire Alarm and Suppression projects costing \$100,000 or more: an order from the state fire marshal, project description and a cost estimate from the project engineer.
  - 4. Deferred Maintenance Projects costing \$2,000,000 or more per site: a detail narrative of each portion of the project must be submitted. The details should include: criteria making the project eligible for LTFM, the scope of the work, deferred maintenance needs before and after the project and a cost estimate from architect/consultant including fees.

3.) Statement of Assurance

- a. See Appendix A for the Statement of Assurance Document
- b. This document is signed by the superintendent and he/she attests to the following:
  - i. Expenditures are for uses allowed by law
  - ii. No expenditures are prohibited by law
  - iii. A description of each project is maintained
  - iv. A compliant H&S program is maintained

4.) School Board Resolution Adopting the LTFM Ten-Year Plan

- a. Options for the School Board Approval
  - i. Formal Resolution signed by school board clerk
  - ii. Adopted minutes of a motion, second and vote
  - iii. Notarized extract of minutes of a motion, second and vote signed by board clerk

## 1.) FY19 Reconcile

| <b>Physical Hazards</b>                  |                                |                   |                             |                |             |
|--|--------------------------------|-------------------|-----------------------------|----------------|-------------|
| 01-005-865-347-305-000                   | Otis Elevator                  | 1,798.50          |                             |                |             |
|  | Minnesota Department of Health | 1,400.00          |                             |                |             |
|  |                                | <u>3,198.50</u>   |                             |                |             |
| 01-005-865-347-401-000                   | Midwest Playscapes             | 3,158.00          |                             |                |             |
|  | Bemidji Welders Supply         | 101.70            |                             |                |             |
|  | Bemidji Welders Supply         | 1,234.60          |                             |                |             |
|  |                                | <u>4,494.30</u>   |                             |                |             |
| <b>Environmental H&amp;S Management</b>  |                                |                   |                             |                |             |
| 01-005-865-352-305-000                   | NW Service Coop                | 5,215.64          |                             |                |             |
|  | NW Service Coop                | 1,567.98          |                             |                |             |
|  |                                | <u>6,783.62</u>   |                             |                |             |
| 01-005-865-352-401-000                   | Heart Smart Technologies       | 751.50            |                             |                |             |
|  |                                | <u>751.50</u>     |                             |                |             |
| <b>Fire Safety</b>                       |                                |                   |                             |                |             |
| 01-005-865-363-305-000                   | Brothers Fire Protection       | 1,152.50          |                             |                |             |
|  | Summit Fire Protection         | 420.00            |                             |                |             |
|  | Summit Fire Protection         | 196.00            |                             |                |             |
|  | Summit Fire Protection         | 594.50            |                             |                |             |
|  | Summit Fire Protection         | 105.00            |                             |                |             |
|  | Summit Fire Protection         | 925.00            |                             |                |             |
|  | Summit Fire Protection         | 755.00            |                             |                |             |
|  | Summit Fire Protection         | 370.00            |                             |                |             |
|  | Summit Fire Protection         | 300.00            |                             |                |             |
|  | Summit Fire Protection         | 280.00            |                             |                |             |
|  | RF Backflow                    | 558.00            |                             |                |             |
|  | RF Backflow                    | 199.50            |                             |                |             |
|  | Northland Fire Protection      | 300.00            |                             |                |             |
|  |                                | <u>6,155.50</u>   |                             |                |             |
| 01-005-865-363-401-000                   | Brothers Fire Protection       | 275.00            |                             |                |             |
|  | Summit Fire Protection         | 500.00            |                             |                |             |
|  | RF Backflow                    | 577.50            |                             |                |             |
|  | Battery Wholesale              | 128.25            |                             |                |             |
|  | Amazon                         | 315.50            |                             |                |             |
|  |                                | <u>1,796.25</u>   |                             |                |             |
|  |                                |                   | Total Category Expenditures | Total Budgeted | (+/-)       |
|  |                                |                   | \$ 23,179.67                | \$ 31,481.00   | \$ 8,301.33 |
| <b>Indoor Air Quality</b>                |                                |                   |                             |                |             |
| 01-005-865-366-530-000                   | Naylor's Heating               | 108,421.76        |                             |                |             |
|  | Naylor's Heating               | 16,578.24         |                             |                |             |
|  |                                | <u>125,000.00</u> |                             |                |             |
|  |                                |                   | Total Category Expenditures | Total Budgeted | (+/-)       |
|  |                                |                   | \$ 125,000.00               | \$ 125,000.00  | \$ -        |
| <b>Building Envelope</b>                 |                                |                   |                             |                |             |
|  |                                |                   | Total Category Expenditures | Total Budgeted | (+/-)       |
|  |                                |                   | \$ -                        | \$ 5,000.00    | \$ 5,000.00 |
| <b>Building Hardware &amp; Equipment</b> |                                |                   |                             |                |             |
| 01-005-865-369-305-000                   | Hill River Electric            | 348.00            |                             |                |             |
|  |                                | <u>348.00</u>     |                             |                |             |
| 01-005-865-369-401-000                   | Hill River Electric            | 234.89            |                             |                |             |
|  |                                | <u>234.89</u>     |                             |                |             |
|  |                                |                   | Total Category Expenditures | Total Budgeted | (+/-)       |
|  |                                |                   | \$ 582.89                   | \$ -           | \$ (582.89) |

| <b>Electrical</b>         |                                |                   |                             |                |       |             |
|---------------------------|--------------------------------|-------------------|-----------------------------|----------------|-------|-------------|
| 01-005-865-370-305-000    | EAPC Architects Engineer       | 1,540.00          |                             |                |       |             |
|                           | EAPC Architects Engineer       | 1,931.00          |                             |                |       |             |
|                           | EAPC Architects Engineer       | 2,045.00          |                             |                |       |             |
|                           | Hill River Electric            | 342.00            |                             |                |       |             |
|                           | EAPC Architects Engineer       | 3,087.50          |                             |                |       |             |
|                           | EAPC Architects Engineer       | 985.24            |                             |                |       |             |
|                           | Hill River Electric            | 595.00            |                             |                |       |             |
|                           | EAPC Architects Engineer       | 911.26            |                             |                |       |             |
|                           |                                | <u>11,437.00</u>  |                             |                |       |             |
| 01-005-865-370-401-000    | Solus LED                      | 403.74            | Total Category Expenditures | Total Budgeted | (+/-) |             |
|                           |                                | <u>403.74</u>     | \$ 11,840.74                | \$ 10,500.00   | \$    | (1,340.74)  |
| <b>Interior Surfaces</b>  |                                |                   |                             |                |       |             |
| 01-005-865-379-305-000    | Eagle Construction             | 4,750.00          |                             |                |       |             |
|                           |                                | <u>4,750.00</u>   |                             |                |       |             |
| 01-005-865-379-401-000    | Menards                        | 915.05            |                             |                |       |             |
|                           |                                | <u>915.05</u>     |                             |                |       |             |
| 01-005-865-379-520-000    | Eagle Construction             | 28,096.25         |                             |                |       |             |
|                           | Eagle Construction             | 62,498.13         |                             |                |       |             |
|                           | Eagle Construction             | 48,941.15         |                             |                |       |             |
|                           | Eagle Construction             | <u>14,387.47</u>  | Total Category Expenditures | Total Budgeted | (+/-) |             |
|                           |                                | <u>153,923.00</u> | \$ 159,588.05               | \$ 175,900.00  | \$    | 16,311.95   |
| <b>Mechanical Systems</b> |                                |                   |                             |                |       |             |
| 01-005-865-380-305-000    | Hill River Electric            | 360.00            |                             |                |       |             |
|                           | Hill River Electric            | 342.00            |                             |                |       |             |
|                           | Grainger                       | 300.00            |                             |                |       |             |
|                           | Northwest Service Cooperative  | 626.35            |                             |                |       |             |
|                           | Naylor Heating & Refrigeration | 1,940.00          |                             |                |       |             |
|                           | Naylor Heating & Refrigeration | 740.00            |                             |                |       |             |
|                           | Comfort Point, Inc.            | <u>1,444.87</u>   |                             |                |       |             |
|                           |                                | <u>5,753.22</u>   |                             |                |       |             |
| 01-005-865-380-401-000    | Hill River Electric            | 23.38             |                             |                |       |             |
|                           | Hill River Electric            | 42.86             |                             |                |       |             |
|                           | Comfort Point, Inc.            | 2,465.58          |                             |                |       |             |
|                           | Naylor Heating & Refrigeration | 3,307.45          |                             |                |       |             |
|                           | Naylor Heating & Refrigeration | 553.24            |                             |                |       |             |
|                           | Comfort Point, Inc.            | <u>22.70</u>      |                             |                |       |             |
|                           |                                | <u>6,415.21</u>   |                             |                |       |             |
| 01-005-865-380-530-000    | Naylor Heating & Refrigeration | 22,059.00         |                             |                |       |             |
| 01-005-865-380-530-000    | Naylor Heating & Refrigeration | 6,980.00          |                             |                |       |             |
|                           | Naylor Heating & Refrigeration | 7,464.27          |                             |                |       |             |
|                           | Naylor Heating & Refrigeration | <u>34,895.01</u>  | Total Category Expenditures | Total Budgeted | (+/-) |             |
|                           |                                | <u>71,398.28</u>  | \$ 83,566.71                | \$ 43,603.00   | \$    | (39,963.71) |

| Professional Services & Salary |                 |                   |                             |                       |                                |
|--------------------------------|-----------------|-------------------|-----------------------------|-----------------------|--------------------------------|
| 01-005-865-382-305-000         | NW Service Coop | 1,768.00          | Total Category Expenditures | Total Budgeted        | (+/-)                          |
|                                |                 |                   | \$ 2,500.00                 | \$ 2,400.00           | \$ (100.00)                    |
| Roofing Systems                |                 |                   |                             |                       |                                |
| 01-005-865-383-350-000         | Darin Halvorson | 7,639.32          |                             |                       |                                |
|                                | Roof Deductible | 5,000.00          |                             |                       |                                |
|                                |                 | <u>12,639.32</u>  |                             |                       |                                |
| 01-005-865-383-401-000         | Menards         | 299.00            |                             |                       |                                |
|                                |                 | <u>299.00</u>     |                             |                       |                                |
| 01-005-865-383-520-000         | Darin Halvorson | 40,000.00         |                             |                       |                                |
|                                | Darin Halvorson | 108,458.10        |                             |                       |                                |
|                                |                 | <u>148,458.10</u> | Total Category Expenditures | Total Budgeted        | (+/-)                          |
|                                |                 |                   | \$ 161,396.42               | \$ 155,881.00         | \$ (5,515.42)                  |
| Site Projects                  |                 |                   |                             |                       |                                |
| 01-005-865-384-401-000         |                 |                   |                             |                       |                                |
|                                | Seal Coat       | 28,520.93         |                             |                       |                                |
|                                |                 | <u>28,520.93</u>  | Total Category Expenditures | Total Budgeted        | (+/-)                          |
|                                |                 |                   | \$ 28,520.93                | \$ -                  | \$ (28,520.93)                 |
|                                |                 |                   |                             |                       |                                |
|                                |                 |                   |                             |                       |                                |
|                                |                 |                   |                             |                       |                                |
|                                |                 |                   | <b>TOTAL ON THE YEAR</b>    |                       |                                |
|                                |                 |                   | <b>Total Expenditures</b>   | <b>Total Budgeted</b> | <b>Total Extra on the Year</b> |
|                                |                 |                   | \$ 596,175.41               | \$ 549,765.00         | \$ (46,410.41)                 |

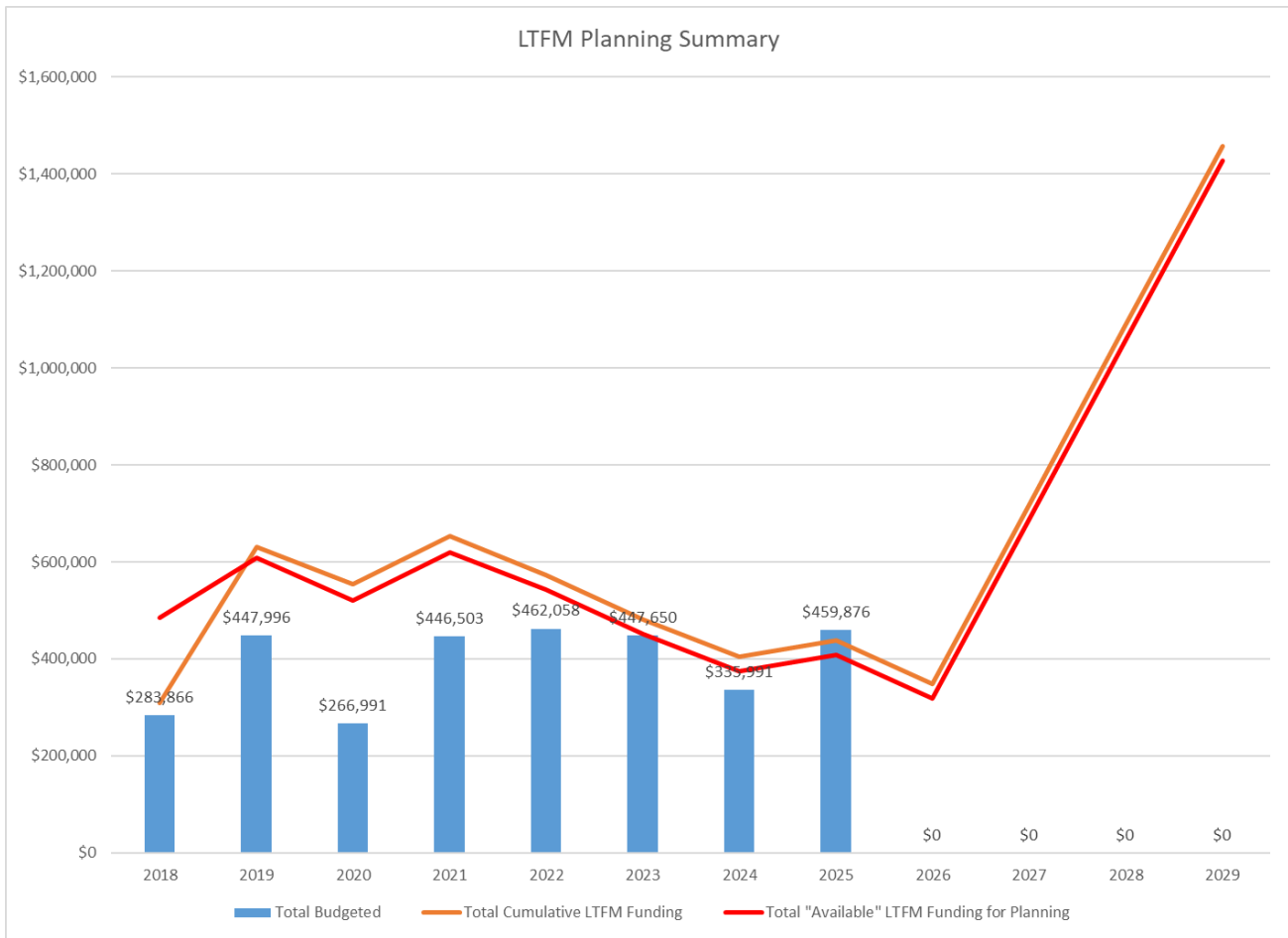
The above list was prepared for the actual expenditures that the District incurred from the LTFM funding source. It should be noted that the \$125,000 Indoor Air Quality expense came from an additional levy to allow the District to perform the associated projects.

## 2.) Project Planning

| BAGLEY  |                  |                  |                  |                  |                  |                  |                  |                  |                   |                  |                    |                    |                    |  |
|---|------------------|------------------|------------------|------------------|------------------|------------------|------------------|------------------|-------------------|------------------|--------------------|--------------------|--------------------|--|
| LTFM Project / Description                                    | Budget           | ACTUAL           |                  | 2020             | 2021             | 2022             | 2023             | 2024             | 2025              | 2026             | 2027               | 2028               | 2029               |  |
|   |                  | 2018             | 2019             |                  |                  |                  |                  |                  |                   |                  |                    |                    |                    |  |
| Bathroom Renovation - Elementary - Planning - COMPLETE        | \$45,000         | 0%               | 0%               | 0%               | 0%               | 0%               | 0%               | 0%               | 0%                | 0%               | 0%                 | 0%                 | 0%                 |  |
| Replace old asphalt at the Elementary School - COMPLETE       | \$79,000         | 0%               | 0%               | 0%               | 0%               | 0%               | 0%               | 0%               | 0%                | 0%               | 0%                 | 0%                 | 0%                 |  |
| New Roofing - Elementary Music, Cafeteria - COMPLETE          | \$110,000        | 0%               | 0%               | 0%               | 0%               | 0%               | 0%               | 0%               | 0%                | 0%               | 0%                 | 0%                 | 0%                 |  |
| Bus Garage Roof - COMPLETE                                    | \$27,370         | 0%               | 0%               | 0%               | 0%               | 0%               | 0%               | 0%               | 0%                | 0%               | 0%                 | 0%                 | 0%                 |  |
| NWSC-ICS LTFM - COMPLETE                                      | \$1,768          | 0%               | 0%               | 0%               | 0%               | 0%               | 0%               | 0%               | 0%                | 0%               | 0%                 | 0%                 | 0%                 |  |
| Wall Mats - COMPLETE  | \$34,170         | 0%               | 0%               | 0%               | 0%               | 0%               | 0%               | 0%               | 0%                | 0%               | 0%                 | 0%                 | 0%                 |  |
| 370 - Electrical  | \$13,144         | 100%             | 0%               | 0%               | 0%               | 0%               | 0%               | 0%               | 0%                | 0%               | 0%                 | 0%                 | 0%                 |  |
| 379 - Interior Surfaces                                       | \$97,603         | 100%             | 0%               | 0%               | 0%               | 0%               | 0%               | 0%               | 0%                | 0%               | 0%                 | 0%                 | 0%                 |  |
| 382 - Professional Services and Salary                        | \$1,768          | 100%             | 0%               | 0%               | 0%               | 0%               | 0%               | 0%               | 0%                | 0%               | 0%                 | 0%                 | 0%                 |  |
| 383 - Roofing Systems   | \$102,531        | 100%             | 0%               | 0%               | 0%               | 0%               | 0%               | 0%               | 0%                | 0%               | 0%                 | 0%                 | 0%                 |  |
| 384 - Site Projects   | \$68,820         | 100%             | 0%               | 0%               | 0%               | 0%               | 0%               | 0%               | 0%                | 0%               | 0%                 | 0%                 | 0%                 |  |
| Bathroom Update - COMPLETE                                    | \$165,900        | 0%               | 0%               | 0%               | 0%               | 0%               | 0%               | 0%               | 0%                | 0%               | 0%                 | 0%                 | 0%                 |  |
| Roofing - High School - COMPLETE                              | \$155,881        | 0%               | 0%               | 0%               | 0%               | 0%               | 0%               | 0%               | 0%                | 0%               | 0%                 | 0%                 | 0%                 |  |
| High School HVAC Project - PLUS VFD Drive MAU10 - COMPLETE    | \$43,603         | 0%               | 0%               | 0%               | 0%               | 0%               | 0%               | 0%               | 0%                | 0%               | 0%                 | 0%                 | 0%                 |  |
| Weight Room Floor - COMPLETE                                  | \$10,000         | 0%               | 0%               | 0%               | 0%               | 0%               | 0%               | 0%               | 0%                | 0%               | 0%                 | 0%                 | 0%                 |  |
| Generator Project - STUDY and ENGINEERING - COMPLETE          | \$10,500         | 0%               | 0%               | 0%               | 0%               | 0%               | 0%               | 0%               | 0%                | 0%               | 0%                 | 0%                 | 0%                 |  |
| Replace Entry #9 - Elementary - COMPLETE                      | \$5,000          | 0%               | 0%               | 0%               | 0%               | 0%               | 0%               | 0%               | 0%                | 0%               | 0%                 | 0%                 | 0%                 |  |
| NWSC-ICS Fee - COMPLETE                                       | \$2,500          | 0%               | 0%               | 0%               | 0%               | 0%               | 0%               | 0%               | 0%                | 0%               | 0%                 | 0%                 | 0%                 |  |
| Seal Coat - COMPLETE  | \$28,521         | 0%               | 0%               | 0%               | 0%               | 0%               | 0%               | 0%               | 0%                | 0%               | 0%                 | 0%                 | 0%                 |  |
| Roof Insurance Deductible - COMPLETE                          | \$5,000          | 0%               | 0%               | 0%               | 0%               | 0%               | 0%               | 0%               | 0%                | 0%               | 0%                 | 0%                 | 0%                 |  |
| 366 - Indoor Air Quality - ADDITIONAL LEVY \$\$ USED TO FUND  | \$125,000        | 0%               | 0%               | 0%               | 0%               | 0%               | 0%               | 0%               | 0%                | 0%               | 0%                 | 0%                 | 0%                 |  |
| 368 - Building Envelope                                       | \$0              | 0%               | 100%             | 0%               | 0%               | 0%               | 0%               | 0%               | 0%                | 0%               | 0%                 | 0%                 | 0%                 |  |
| 369 - Building Hardware and Equipment                         | \$583            | 0%               | 100%             | 0%               | 0%               | 0%               | 0%               | 0%               | 0%                | 0%               | 0%                 | 0%                 | 0%                 |  |
| 370 - Electrical  | \$11,841         | 0%               | 100%             | 0%               | 0%               | 0%               | 0%               | 0%               | 0%                | 0%               | 0%                 | 0%                 | 0%                 |  |
| 379 - Interior Surfaces                                       | \$159,588        | 0%               | 100%             | 0%               | 0%               | 0%               | 0%               | 0%               | 0%                | 0%               | 0%                 | 0%                 | 0%                 |  |
| 380 - Mechanical System                                       | \$83,567         | 0%               | 100%             | 0%               | 0%               | 0%               | 0%               | 0%               | 0%                | 0%               | 0%                 | 0%                 | 0%                 |  |
| 381 - Plumbing  | \$0              | 0%               | 100%             | 0%               | 0%               | 0%               | 0%               | 0%               | 0%                | 0%               | 0%                 | 0%                 | 0%                 |  |
| 382 - Professional Services and Salary                        | \$2,500          | 0%               | 100%             | 0%               | 0%               | 0%               | 0%               | 0%               | 0%                | 0%               | 0%                 | 0%                 | 0%                 |  |
| 383 - Roofing Systems   | \$161,396        | 0%               | 100%             | 0%               | 0%               | 0%               | 0%               | 0%               | 0%                | 0%               | 0%                 | 0%                 | 0%                 |  |
| 384 - Site Projects   | \$28,521         | 0%               | 100%             | 0%               | 0%               | 0%               | 0%               | 0%               | 0%                | 0%               | 0%                 | 0%                 | 0%                 |  |
| Roof Replacement - HS A Wing (partial), Elem C Wing (Partial) | \$130,346        | 0%               | 0%               | 100%             | 0%               | 0%               | 0%               | 0%               | 0%                | 0%               | 0%                 | 0%                 | 0%                 |  |
| Roof Repair   | \$30,000         | 0%               | 0%               | 100%             | 0%               | 0%               | 0%               | 0%               | 0%                | 0%               | 0%                 | 0%                 | 0%                 |  |
| Replace Heat Pump F86   | \$30,380         | 0%               | 0%               | 100%             | 0%               | 0%               | 0%               | 0%               | 0%                | 0%               | 0%                 | 0%                 | 0%                 |  |
| Replace Heat Pump B58   | \$5,189          | 0%               | 0%               | 100%             | 0%               | 0%               | 0%               | 0%               | 0%                | 0%               | 0%                 | 0%                 | 0%                 |  |
| VFD for MAU #6  | \$10,000         | 0%               | 0%               | 100%             | 0%               | 0%               | 0%               | 0%               | 0%                | 0%               | 0%                 | 0%                 | 0%                 |  |
| Scoreboard Replacement  | \$18,176         | 0%               | 0%               | 100%             | 0%               | 0%               | 0%               | 0%               | 0%                | 0%               | 0%                 | 0%                 | 0%                 |  |
| Replace Loading Dock  | \$11,000         | 0%               | 0%               | 100%             | 0%               | 0%               | 0%               | 0%               | 0%                | 0%               | 0%                 | 0%                 | 0%                 |  |
| Recarpet Music Rooms and Offices                              | \$14,000         | 0%               | 0%               | 100%             | 0%               | 0%               | 0%               | 0%               | 0%                | 0%               | 0%                 | 0%                 | 0%                 |  |
| NWSC-ICS Fee  | \$2,500          | 0%               | 0%               | 100%             | 0%               | 0%               | 0%               | 0%               | 0%                | 0%               | 0%                 | 0%                 | 0%                 |  |
| Roofing - High School   | \$150,000        | 0%               | 0%               | 0%               | 100%             | 0%               | 0%               | 0%               | 0%                | 0%               | 0%                 | 0%                 | 0%                 |  |
| HS Carpet Replacement - Partial Budget                        | \$50,000         | 0%               | 0%               | 0%               | 100%             | 0%               | 0%               | 0%               | 0%                | 0%               | 0%                 | 0%                 | 0%                 |  |
| Replace door hardware - High School                           | \$60,000         | 0%               | 0%               | 0%               | 100%             | 0%               | 0%               | 0%               | 0%                | 0%               | 0%                 | 0%                 | 0%                 |  |
| Heat Pump Replacement   | \$150,000        | 0%               | 0%               | 0%               | 100%             | 0%               | 0%               | 0%               | 0%                | 0%               | 0%                 | 0%                 | 0%                 |  |
| NWSC-ICS Fee  | \$2,500          | 0%               | 0%               | 0%               | 100%             | 0%               | 0%               | 0%               | 0%                | 0%               | 0%                 | 0%                 | 0%                 |  |
| New Rubber Floor - Elementary Big Gym                         | \$100,000        | 0%               | 0%               | 0%               | 0%               | 100%             | 0%               | 0%               | 0%                | 0%               | 0%                 | 0%                 | 0%                 |  |
| New Roofing - Boiler Room and ECFE Wing                       | \$56,000         | 0%               | 0%               | 0%               | 0%               | 100%             | 0%               | 0%               | 0%                | 0%               | 0%                 | 0%                 | 0%                 |  |
| Replace Asphalt - High School                                 | \$260,000        | 0%               | 0%               | 0%               | 0%               | 100%             | 0%               | 0%               | 0%                | 0%               | 0%                 | 0%                 | 0%                 |  |
| NWSC-ICS Fee  | \$2,500          | 0%               | 0%               | 0%               | 0%               | 100%             | 0%               | 0%               | 0%                | 0%               | 0%                 | 0%                 | 0%                 |  |
| New Roofing - High School                                     | \$200,000        | 0%               | 0%               | 0%               | 0%               | 0%               | 100%             | 0%               | 0%                | 0%               | 0%                 | 0%                 | 0%                 |  |
| Elevator modernization system - Elementary                    | \$65,000         | 0%               | 0%               | 0%               | 0%               | 0%               | 100%             | 0%               | 0%                | 0%               | 0%                 | 0%                 | 0%                 |  |
| Heat Pump Replacement   | \$100,000        | 0%               | 0%               | 0%               | 0%               | 0%               | 100%             | 0%               | 0%                | 0%               | 0%                 | 0%                 | 0%                 |  |
| Window Replacement - High School                              | \$30,000         | 0%               | 0%               | 0%               | 0%               | 0%               | 100%             | 0%               | 0%                | 0%               | 0%                 | 0%                 | 0%                 |  |
| NWSC-ICS Fee  | \$2,500          | 0%               | 0%               | 0%               | 0%               | 0%               | 100%             | 0%               | 0%                | 0%               | 0%                 | 0%                 | 0%                 |  |
| Heat Pump Replacement - High School                           | \$100,000        | 0%               | 0%               | 0%               | 0%               | 0%               | 0%               | 100%             | 0%                | 0%               | 0%                 | 0%                 | 0%                 |  |
| Bathroom Renovation - Elementary                              | \$100,000        | 0%               | 0%               | 0%               | 0%               | 0%               | 0%               | 100%             | 0%                | 0%               | 0%                 | 0%                 | 0%                 |  |
| Window Replacement - High School                              | \$50,000         | 0%               | 0%               | 0%               | 0%               | 0%               | 0%               | 100%             | 0%                | 0%               | 0%                 | 0%                 | 0%                 |  |
| Carpet - High School  | \$40,000         | 0%               | 0%               | 0%               | 0%               | 0%               | 0%               | 100%             | 0%                | 0%               | 0%                 | 0%                 | 0%                 |  |
| NWSC-ICS Fee  | \$2,500          | 0%               | 0%               | 0%               | 0%               | 0%               | 0%               | 100%             | 0%                | 0%               | 0%                 | 0%                 | 0%                 |  |
| Carpet - High School  | \$40,000         | 0%               | 0%               | 0%               | 0%               | 0%               | 0%               | 0%               | 100%              | 0%               | 0%                 | 0%                 | 0%                 |  |
| New Roofing - High School                                     | \$200,000        | 0%               | 0%               | 0%               | 0%               | 0%               | 0%               | 0%               | 100%              | 0%               | 0%                 | 0%                 | 0%                 |  |
| Heat Pump Replacement - High School                           | \$100,000        | 0%               | 0%               | 0%               | 0%               | 0%               | 0%               | 0%               | 100%              | 0%               | 0%                 | 0%                 | 0%                 |  |
| Window Replacement - High School                              | \$50,000         | 0%               | 0%               | 0%               | 0%               | 0%               | 0%               | 0%               | 100%              | 0%               | 0%                 | 0%                 | 0%                 |  |
| NWSC-ICS Fee  | \$2,500          | 0%               | 0%               | 0%               | 0%               | 0%               | 0%               | 0%               | 100%              | 0%               | 0%                 | 0%                 | 0%                 |  |
| <b>Total Budgeted</b>   | <b>\$283,866</b> | <b>\$447,996</b> | <b>\$266,991</b> | <b>\$446,503</b> | <b>\$462,058</b> | <b>\$447,650</b> | <b>\$335,991</b> | <b>\$459,876</b> | <b>\$0</b>        | <b>\$0</b>       | <b>\$0</b>         | <b>\$0</b>         | <b>\$0</b>         |  |
| <b>Total "Available" LTFM Funding for Planning</b>            | <b>\$484,828</b> | <b>\$607,638</b> | <b>\$520,032</b> | <b>\$618,835</b> | <b>\$543,355</b> | <b>\$452,036</b> | <b>\$374,837</b> | <b>\$409,006</b> | <b>\$318,995</b>  | <b>\$688,563</b> | <b>\$1,057,831</b> | <b>\$1,426,797</b> | <b>\$1,426,797</b> |  |
| <b>Balance</b>  | <b>\$218,232</b> | <b>\$200,962</b> | <b>\$159,643</b> | <b>\$253,041</b> | <b>\$172,331</b> | <b>\$81,297</b>  | <b>\$4,386</b>   | <b>\$38,846</b>  | <b>(\$50,871)</b> | <b>\$318,995</b> | <b>\$688,563</b>   | <b>\$1,057,831</b> | <b>\$1,426,797</b> |  |
| <b>Total Annual LTFM Funding</b>                              | <b>\$308,665</b> | <b>\$429,856</b> | <b>\$394,212</b> | <b>\$400,159</b> | <b>\$400,159</b> | <b>\$400,159</b> | <b>\$400,159</b> | <b>\$400,159</b> | <b>\$400,159</b>  | <b>\$400,159</b> | <b>\$400,159</b>   | <b>\$400,159</b>   | <b>\$400,159</b>   |  |
| <b>Total Cumulative LTFM Funding</b>                          | <b>\$308,665</b> | <b>\$630,818</b> | <b>\$553,855</b> | <b>\$653,200</b> | <b>\$572,490</b> | <b>\$481,456</b> | <b>\$404,545</b> | <b>\$439,005</b> | <b>\$349,288</b>  | <b>\$719,154</b> | <b>\$1,088,722</b> | <b>\$1,457,990</b> | <b>\$1,457,990</b> |  |
| <b>Misc. LTFM "annual" Expenses</b>                           | <b>\$42,069</b>  | <b>\$23,180</b>  | <b>\$33,823</b>  | <b>\$34,366</b>  | <b>\$29,135</b>  | <b>\$29,420</b>  | <b>\$29,709</b>  | <b>\$30,000</b>  | <b>\$30,294</b>   | <b>\$30,591</b>  | <b>\$30,891</b>    | <b>\$31,193</b>    | <b>\$31,193</b>    |  |
| <b>Reserve \$</b>   | <b>\$0</b>       | <b>\$0</b>       | <b>\$0</b>       | <b>\$0</b>       | <b>\$0</b>       | <b>\$0</b>       | <b>\$0</b>       | <b>\$0</b>       | <b>\$0</b>        | <b>\$0</b>       | <b>\$0</b>         | <b>\$0</b>         | <b>\$0</b>         |  |
| <b>Additional Funding (Capital, other?)</b>                   | <b>\$0</b>       | <b>\$0</b>       | <b>\$0</b>       | <b>\$0</b>       | <b>\$0</b>       | <b>\$0</b>       | <b>\$0</b>       | <b>\$0</b>       | <b>\$0</b>        | <b>\$0</b>       | <b>\$0</b>         | <b>\$0</b>         | <b>\$0</b>         |  |
| <b>Actual Cost vs. Budgeted Cost</b>                          | <b>\$0</b>       | <b>\$0</b>       | <b>\$0</b>       | <b>\$0</b>       | <b>\$0</b>       | <b>\$0</b>       | <b>\$0</b>       | <b>\$0</b>       | <b>\$0</b>        | <b>\$0</b>       | <b>\$0</b>         | <b>\$0</b>         | <b>\$0</b>         |  |

The above chart shows what the district spent in FY18/FY19 and what they are planning to spend looking to the future. In FY18 the District spent \$283,866 on updates and maintenance related projects, and \$42,069 on health and safety related items. In FY19 the District spent \$447,996 on regular LTFM projects, \$125,000 on indoor air quality projects (using an additional levy funding source) and \$23,180 on health and safety related items. For FY 20 the District has projects planned that will cost \$266,991. This will leave a fund balance of approximately \$253,041 to carry into the preceding year. As the year progress the maintenance team will take a hard look at the future to help us better plan for years 2026-2029.

### 3.) LTFM CHART



The above chart details the dollars available and the dollars budgeted in each of the ten years. The Orange line represents the dollars available. The red line represents the dollars available for Deferred Maintenance after the Health and Safety dollars are allocated. Finally, the blue bars indicate the dollar amounts that are budgeted each year on Deferred Maintenance.

#### 4.) Planned Projects

| 2019-2020   |                   |
|---|-------------------|
| Roof Replacement - HS A Wing (partial), Elem C Wing (Partial) | \$ 130,346        |
| Roof Repair   | \$ 30,000         |
| Replace Heat Pump F86   | \$ 30,380         |
| Replace Heat Pump B58   | \$ 5,189          |
| VFD for MAU #6  | \$ 10,000         |
| Scoreboard Replacement  | \$ 18,176         |
| Replace Loading Dock  | \$ 11,000         |
| Recarpet Music Rooms and Offices                              | \$ 14,000         |
| NWSC-ICS Fee  | \$ 2,500          |
| Health and Safety Budget                                      | \$ 33,823         |
| <b>TOTAL</b>  | <b>\$ 285,414</b> |
| 2020-2021   |                   |
| Roofing - High School   | \$ 162,365        |
| HS Carpet Replacement - Partial Budget                        | \$ 54,122         |
| Replace door hardware - High School                           | \$ 64,946         |
| Heat Pump Replacement   | \$ 162,365        |
| NWSC-ICS Fee  | \$ 2,706          |
| Health and Safety Budget                                      | \$ 34,366         |
| <b>TOTAL</b>  | <b>\$ 480,869</b> |
| 2021-2022   |                   |
| New Rubber Floor - Elementary Big Gym                         | \$ 110,408        |
| New Roofing - Boiler Room and ECFE Wing                       | \$ 61,829         |
| Replace Asphalt - High School                                 | \$ 287,061        |
| NWSC-ICS Fee  | \$ 2,760          |
| Health and Safety Budget                                      | \$ 29,135         |
| <b>TOTAL</b>  | <b>\$ 491,193</b> |
| 2022-2023   |                   |
| New Roofing - High School                                     | \$ 225,232        |
| Elevator modernization system - Elementary                    | \$ 73,201         |
| Heat Pump Replacement   | \$ 112,616        |
| Window Replacement - High School                              | \$ 33,785         |
| NWSC-ICS Fee  | \$ 2,815          |
| Health and Safety Budget                                      | \$ 29,420         |
| <b>TOTAL</b>  | <b>\$ 477,070</b> |

The above chart shows a snapshot of the plan for the next four years. In 2019-2020 the District has received bids for most of the work, the budgets reflect bid numbers. In the following years budgets were developed and an inflation factor is carried on each budget. As the projects come due the District will obtain bids on the projects and the LTFM plan will be updated with actuals.

## BAGLEY SCHOOL DISTRICT 162 - FINAL

### FY21 LTFM SUBMITTAL PACKAGE Table of Contents:

|                            |     |
|----------------------------|-----|
| Ten-Year Revenue Worksheet | 2-4 |
| Ten-Year Expenditure Sheet | 5   |
| Statement of Assurance     | 6   |
| Board Resolution           | 7   |

Please provide the information within this packet to MDE for their approval:

Lonnie Moe      [lonn.moe@state.mn.us](mailto:lonn.moe@state.mn.us)

Sarah Miller      [Sarah.C.Miller@state.mn.us](mailto:Sarah.C.Miller@state.mn.us)

Judy Kuck      [judy.kuck@state.mn.us](mailto:judy.kuck@state.mn.us)

| FY 2021 Long-Term Facilities Maintenance (LTFM) Ten-Year Revenue Projection |  |     |                               | Revised 5/15/2019              |                  |           |           |           |           |           |           |           |           |           |           |           |           |         |
|---|--|-----|-------------------------------|--------------------------------|------------------|-----------|-----------|-----------|-----------|-----------|-----------|-----------|-----------|-----------|-----------|-----------|-----------|---------|
| 162   | <b>&lt;= Type in School District Number</b><br><b>Bagley Public School District</b>  |     |                               |                                |                  |           |           |           |           |           |           |           |           |           |           |           |           |         |
|   |  |     | Change only                   |                                |                  |           |           |           |           |           |           |           |           |           |           |           |           |         |
|   |  |     | if requiring levy adjustments | Payable 2019 LLC Certification | Current Estimate |           |           |           |           |           |           |           |           |           |           |           |           |         |
| <b>Calculations for Ten Year Projection</b>                                 |  |     |                               | Pay 19 LLC #                   | FY 2019          | FY 2020   | FY 2020   | FY 2021   | FY 2022   | FY 2023   | FY 2024   | FY 2025   | FY 2026   | FY 2027   | FY 2028   | FY 2029   |           |         |
| 1   | Type your district number in cell A2 (Minneapolis = 1.2)   |     |                               |                                |                  |           |           |           |           |           |           |           |           |           |           |           |           |         |
| 2   | Type adjusted pupil units (APU), health and safety and alternative facilities project, and bond estimates in lines 6a, 14, 17 to 18, 20, 21, 26, 27 and 50 |     |                               |                                |                  |           |           |           |           |           |           |           |           |           |           |           |           |         |
| 3   | Type debt excess, intermediate/co-op district, and revenue reduction data in lines 13, 15, 23, 31, and 33  |     |                               |                                |                  |           |           |           |           |           |           |           |           |           |           |           |           |         |
| 4   | Look-up data from following tabs   |     |                               |                                |                  |           |           |           |           |           |           |           |           |           |           |           |           |         |
| 5   | Initial Formula Revenue  |     |                               |                                |                  |           |           |           |           |           |           |           |           |           |           |           |           |         |
| 6   | Current year APU   | 57  |                               | 1,131.20                       | 1,037.40         | 1,053.05  | 1,053.05  | 1,053.05  | 1,053.05  | 1,053.05  | 1,053.05  | 1,053.05  | 1,053.05  | 1,053.05  | 1,053.05  | 1,053.05  | 1,053.05  |         |
| 6a  | Additional prekindergarten (Pre-K) Pupil Units ( Line 19 of Pre-K application)   |     |                               |                                |                  |           |           |           |           |           |           |           |           |           |           |           |           |         |
| 6b  | Total Adjusted Pupil Units = (6) + (6a)  |     |                               |                                | 1,037.40         | 1,053.05  | 1,053.05  | 1,053.05  | 1,053.05  | 1,053.05  | 1,053.05  | 1,053.05  | 1,053.05  | 1,053.05  | 1,053.05  | 1,053.05  | 1,053.05  |         |
| 7   | District average building age (uncapped)   | 451 |                               | 35.89                          | 35.89            | 36.89     | 37.89     | 38.89     | 39.89     | 40.89     | 41.89     | 42.89     | 43.89     | 44.89     | 45.89     | 46.89     | 47.89     |         |
| 8   | Formula allowance  |     |                               | \$ 380.00                      | \$ 380.00        | \$ 380.00 | \$ 380.00 | \$ 380.00 | \$ 380.00 | \$ 380.00 | \$ 380.00 | \$ 380.00 | \$ 380.00 | \$ 380.00 | \$ 380.00 | \$ 380.00 | \$ 380.00 |         |
| 9   | Building age ratio = (Lesser of 1 or (7) / 35)   |     |                               | 452                            |                  | 1.00000   | 1.00000   | 1.00000   | 1.00000   | 1.00000   | 1.00000   | 1.00000   | 1.00000   | 1.00000   | 1.00000   | 1.00000   | 1.00000   |         |
| 10  | Initial revenue = (6) * (8) * (9)  |     |                               | 453                            |                  | 429,856   | 394,212   | 400,159   | 400,159   | 400,159   | 400,159   | 400,159   | 400,159   | 400,159   | 400,159   | 400,159   | 400,159   |         |
| 11  | Added revenue for Eligible H&S Projects > \$100,000 / site   |     |                               |                                |                  |           |           |           |           |           |           |           |           |           |           |           |           |         |
| 12  | Debt service for existing alternative (Alt) facilities Health and Safety (H&S) bonds (1B) - gross before debt excess                                       | 702 |                               |                                | 466,006          | 470,731   | 469,248   | 472,516   | 475,141   | 477,015   | 481,005   | 479,194   | 482,265   | 479,194   | 482,265   | 479,194   | 479,535   |         |
| 13  | Debt Excess related to Debt Service for existing Alt facilities H&S bonds (1B)   | 756 |                               |                                | -                | -         | -         | -         | -         | -         | -         | -         | -         | -         | -         | -         | -         |         |
| 14  | Debt service for portion of existing Alt facilities bonds from line (22) attributable to eligible H&S Projects > \$100,000 per site (1A)                   | 701 |                               |                                | -                | -         | -         | -         | -         | -         | -         | -         | -         | -         | -         | -         | -         |         |
| 15  | Debt Excess related to Debt service for portion of existing Alt facilities bonds attributable to eligible H&S Projects > \$100,000 per site (1A)           | 755 |                               |                                | -                | -         | -         | -         | -         | -         | -         | -         | -         | -         | -         | -         | -         |         |
| 17  | \$100,000 / site = (principal + interest)*1.05 - portion of bond paid by initial revenue   | 767 |                               |                                | -                | -         | -         | -         | -         | -         | -         | -         | -         | -         | -         | -         | -         |         |
| 18  | Pay as you go revenue for eligible new H&S projects > \$100,000 / site   | 455 |                               | 0                              | -                | -         | -         | -         | -         | -         | -         | -         | -         | -         | -         | -         | -         |         |
| 19  | Total additional revenue for eligible H&S projects >\$100,000 / site (12) - (13) + (14) -(15) + (17) + (18)  |     |                               | 456                            |                  | 439,362   | 466,006   | 470,731   | 469,248   | 472,516   | 475,141   | 477,015   | 481,005   | 479,194   | 482,265   | 479,194   | 482,265   | 479,535 |
|   | Added revenue for Pre-K remodeling (for voluntary prekindergarten (VPK) approvals only)  |     |                               |                                |                  |           |           |           |           |           |           |           |           |           |           |           |           |         |
| 20a   | Net debt service for bonds approved for Pre-K remodeling   | 768 |                               |                                | -                | -         | -         | -         | -         | -         | -         | -         | -         | -         | -         | -         | -         |         |
| 20b   | Pay as you go for projects approved for Pre-K remodeling   | 457 |                               |                                | -                | -         | -         | -         | -         | -         | -         | -         | -         | -         | -         | -         | -         |         |
| 20c   | Total Pre-K revenue  |     |                               |                                |                  | -         | -         | -         | -         | -         | -         | -         | -         | -         | -         | -         | -         |         |
| 20d   | Total New Law Revenue (10) + (19) + (20c)  |     |                               | 458                            |                  | 860,218   | 870,890   | 869,407   | 872,675   | 875,300   | 877,174   | 881,164   | 879,353   | 882,424   | 879,353   | 882,424   | 879,694   |         |

| FY 2021 Long-Term Facilities Maintenance (LTFM) Ten-Year Revenue Projection |  |                               |                               | Revised 5/15/2019              |                  |                |                |                |                |                |                |                |                |                |                |
|---|--|-------------------------------|-------------------------------|--------------------------------|------------------|----------------|----------------|----------------|----------------|----------------|----------------|----------------|----------------|----------------|----------------|
| 162   | =< Type in School District Number  | Bagley Public School District | Change only                   |                                |                  |                |                |                |                |                |                |                |                |                |                |
|   |  |                               | if requiring levy adjustments | Payable 2019 LLC Certification | Current Estimate |                |                |                |                |                |                |                |                |                |                |
| Calculations for Ten Year Projection  |  |                               | Pay 19                        | LLC #                          | FY 2019          | FY 2020        | FY 2021        | FY 2022        | FY 2023        | FY 2024        | FY 2025        | FY 2026        | FY 2027        | FY 2028        | FY 2029        |
| <b>Old Formula revenue</b>  |  |                               |                               |                                |                  |                |                |                |                |                |                |                |                |                |                |
| 21  | Old formula Health & Safety revenue (these should match the pay as you go amounts entered into the Health & Safety Data Submission System through FY 2020)                               | 459                           |                               |                                | -                | -              | -              | -              | -              | -              | -              | -              | -              | -              | -              |
| 22  | Old formula alt facilities debt revenue (1A) - gross before debt excess  | 701                           |                               |                                | -                | -              | -              | -              | -              | -              | -              | -              | -              | -              | -              |
| 23  | Debt Excess allocated to line 22   |                               |                               |                                | -                | -              | -              | -              | -              | -              | -              | -              | -              | -              | -              |
| 24  | Old formula alt facilities debt revenue (1A) - debt excess   | 765                           |                               |                                | -                | -              | -              | -              | -              | -              | -              | -              | -              | -              | -              |
| 25  | Old formula alt facilities debt revenue (1B) = (12) - (13)   | 766                           |                               |                                | 466,006          | 470,731        | 469,248        | 472,516        | 475,141        | 477,015        | 481,005        | 479,194        | 482,265        | 479,535        |                |
| 26  | Old formula alt facilities pay as you go revenue (1A) (these should match the pay as you go amounts calculated on the Alt Facilities Page 8 worksheet through FY 2020)                   | 460                           |                               |                                |                  |                |                |                |                |                |                |                |                |                |                |
| 27  | Old formula alt facilities pay as you go revenue (1B) > \$500,000 (these should match the pay as you go amounts entered into the Health & Safety Data Submission System through FY 2020) | 463                           |                               |                                |                  |                |                |                |                |                |                |                |                |                |                |
| 27a   | LTFM "H&S >100K per site" bonds  | 767                           |                               |                                |                  |                |                |                |                |                |                |                |                |                |                |
| 27b   | LTFM "other" bonds for 1A hold harmless  | 769                           |                               |                                |                  |                |                |                |                |                |                |                |                |                |                |
| 28  | Old formula deferred maintenance revenue = (if (22) + (26) = 0, (10) * (\$64 / formula allowance))   | 466                           |                               |                                | 66,394           | 67,395         | 67,395         | 67,395         | 67,395         | 67,395         | 67,395         | 67,395         | 67,395         | 67,395         | 67,395         |
| 29  | Total old formula revenue = (21)+(24)+(25)+(26)+(27)+(27a)+(27b)+(28)  | 467                           |                               |                                | 511,759          | 532,399        | 538,126        | 536,643        | 539,911        | 542,536        | 544,410        | 548,400        | 546,589        | 549,660        | 546,930        |
| 30  | <b>Total LTFM Revenue for Individual District Projects = Greater of (20d) or [(29) + (20c)]</b>  | <b>468</b>                    |                               |                                | <b>869,218</b>   | <b>860,218</b> | <b>870,890</b> | <b>869,407</b> | <b>872,675</b> | <b>875,300</b> | <b>877,174</b> | <b>881,164</b> | <b>879,353</b> | <b>882,424</b> | <b>879,694</b> |
| 31  | District Requested Reduction from Maximum LTFM Revenue (to levy less than the maximum). Also enter this amount in the Levy Information System. Stated as positive number                 | 469                           |                               |                                | -                | -              | -              | -              | -              | -              | -              | -              | -              | -              | -              |
| 32  | <b>District LTFM Revenue (30) - (31)</b>   | <b>470</b>                    |                               |                                | <b>869,218</b>   | <b>860,218</b> | <b>870,890</b> | <b>869,407</b> | <b>872,675</b> | <b>875,300</b> | <b>877,174</b> | <b>881,164</b> | <b>879,353</b> | <b>882,424</b> | <b>879,694</b> |
| 33  | LTFM Revenue for District Share of Eligible Cooperative / Intermediate Projects (Unequalized)  | 471                           |                               |                                | -                | -              | -              | -              | -              | -              | -              | -              | -              | -              | -              |
| 34  | <b>Grand Total LTFM Revenue (32) + (33)</b>  | <b>472</b>                    |                               |                                | <b>869,218</b>   | <b>860,218</b> | <b>870,890</b> | <b>869,407</b> | <b>872,675</b> | <b>875,300</b> | <b>877,174</b> | <b>881,164</b> | <b>879,353</b> | <b>882,424</b> | <b>879,694</b> |
| <b>Aid and Levy Shares of Total Revenue</b>                                 |  |                               |                               |                                |                  |                |                |                |                |                |                |                |                |                |                |
| 35  | For ANTC and APU, three year prior date (ANTC=adjusted net tax capacity)   |                               |                               |                                | 2017             | 2017           | 2018           | 2019           | 2020           | 2021           | 2022           | 2023           | 2024           | 2025           | 2026           |
| 36  | Three year prior Ag Modified ANTC  | 33                            |                               |                                | 4,881,759        | 4,881,759      | 5,237,152      | 5,446,638      | 5,664,504      | 5,891,084      | 6,126,727      | 6,371,796      | 6,626,668      | 6,891,735      | 7,167,404      |
| 37  | Three year prior Adjusted PU (New Weights)   | 54                            |                               |                                | 1,123.77         | 1,123.77       | 1,104.05       | 1,128.42       | 1,137.24       | 1,154.40       | 1,154.40       | 1,154.40       | 1,154.40       | 1,154.40       | 1,154.40       |
| 38  | ANTC / APU = (36) / (37)   | 474                           |                               |                                | 4,344.09         | 4,344.11       | 4,743.57       | 4,826.78       | 4,980.90       | 5,103.17       | 5,307.30       | 5,519.59       | 5,740.38       | 5,969.99       | 6,208.79       |
| 39  | State average ANTC / APU with ag value adjustment  | 475                           |                               |                                | 7,718.42         | 8,124.44       | 8,591.39       | 9,061.00       | 9,544.16       | 9,926.00       | 10,323.00      | 10,736.00      | 11,165.00      | 11,612.00      | 12,076.00      |
| 40  | Equalizing Factor = 123% of (39)   | 476                           |                               |                                | 9,493.66         | 9,993.06       | 10,567.41      | 11,145.03      | 11,739.32      | 12,208.98      | 12,697.29      | 13,205.28      | 13,732.95      | 14,282.76      | 14,853.48      |
| 41  | Local (levy) share of Equalized Revenue (lesser of 1 or (38) / (40))   | 477                           |                               |                                | 43.47%           | 43.47%         | 44.89%         | 43.31%         | 42.43%         | 41.80%         | 41.80%         | 41.80%         | 41.80%         | 41.80%         | 41.80%         |
| 42  | State (aid) share of Equalized Revenue (1 - (41))  | 478                           |                               |                                | 56.53%           | 56.53%         | 55.11%         | 56.69%         | 57.57%         | 58.20%         | 58.20%         | 58.20%         | 58.20%         | 58.20%         | 58.20%         |
| 43  | Equalized Revenue (lesser of (34) or (6) * (8))  | 473                           |                               |                                | 429,856          | 394,212        | 400,159        | 400,159        | 400,159        | 400,159        | 400,159        | 400,159        | 400,159        | 400,159        | 400,159        |
| 44  | Initial LTFM State Aid (42) * (43)   | 479                           |                               |                                | 242,993          | 222,843        | 220,533        | 226,855        | 230,375        | 232,899        | 232,898        | 232,899        | 232,892        | 232,898        | 232,892        |
| 45  | Old formula Grandfathered Alternative Facilities Aid   | 481                           |                               |                                | -                | -              | -              | -              | -              | -              | -              | -              | -              | -              | -              |
| 46  | Total LTFM State Aid (Greater of (44) or (45))   | 482                           |                               |                                | 242,993          | 222,843        | 220,533        | 226,855        | 230,375        | 232,899        | 232,898        | 232,899        | 232,892        | 232,898        | 232,892        |
| 47  | Total LTFM Levy (34) - (46) (including co-op/intermediate)   | 485                           |                               |                                | 626,225          | 637,375        | 650,357        | 642,552        | 642,300        | 642,401        | 644,276        | 648,265        | 646,460        | 649,526        | 646,802        |
| <b>Debt Service Portion of Revenue (non-grandfather districts)</b>          |  |                               |                               |                                |                  |                |                |                |                |                |                |                |                |                |                |
| 49  | Subtotal Debt Service Revenue from above = (12) - (13) + (17) + (24)   | 765+766+767+768               |                               |                                | 466,006          | 470,731        | 469,248        | 472,516        | 475,141        | 477,015        | 481,005        | 479,194        | 482,265        | 479,535        |                |
| 50  | New LTFM bonds excluding bonds on line 17 (principal + interest)*1.05  | 769                           |                               |                                | -                | -              | -              | -              | -              | -              | -              | -              | -              | -              | -              |
| 51  | Total Debt Service Revenue = (49) + (50)   | 770                           |                               |                                | 466,006          | 470,731        | 469,248        | 472,516        | 475,141        | 477,015        | 481,005        | 479,194        | 482,265        | 479,535        |                |
| 52  | Equalized debt service revenue (lesser of (43) or (51))  | 486                           |                               |                                | 394,212          | 400,159        | 400,159        | 400,159        | 400,159        | 400,159        | 400,159        | 400,159        | 400,159        | 400,159        | 400,159        |
| 53  | Debt Service Aid = (52) * (42)   | 488                           |                               |                                | 222,843          | 220,533        | 226,855        | 230,375        | 232,899        | 232,898        | 232,899        | 232,892        | 232,898        | 232,892        |                |
| 54  | Equalized Debt Service Levy = (52) - (53)  | 489                           |                               |                                | 171,369          | 179,626        | 173,304        | 169,784        | 167,260        | 167,261        | 167,260        | 167,267        | 167,261        | 167,267        |                |
| 55  | Unequalized Debt Service Revenue and Levy = (Greater of zero or (51) - (50))   | 490                           |                               |                                | 71,794           | 70,572         | 69,089         | 72,357         | 74,982         | 76,856         | 80,846         | 79,035         | 82,106         | 79,376         |                |
| <b>General Fund Portion of Revenue (non-grandfather districts)</b>          |  |                               |                               |                                |                  |                |                |                |                |                |                |                |                |                |                |
| 56  | Total General Fund Revenue = (34) - (51)   | 491                           |                               |                                | 394,212          | 400,159        | 400,159        | 400,159        | 400,159        | 400,159        | 400,159        | 400,159        | 400,159        | 400,159        | 400,159        |
| 58  | General Fund Equalized Revenue = (43) - (52)   | 492                           |                               |                                | -                | -              | -              | -              | -              | -              | -              | -              | -              | -              | -              |

78

| FY 2021 Long-Term Facilities Maintenance (LTFM) Ten-Year Revenue Projection  |   |  |                               | Revised 5/15/2019              |                  |         |         |         |         |         |         |         |         |         |         |         |         |
|--|---|--|-------------------------------|--------------------------------|------------------|---------|---------|---------|---------|---------|---------|---------|---------|---------|---------|---------|---------|
| 162  | <= Type in School District Number           |  |                               |                                |                  |         |         |         |         |         |         |         |         |         |         |         |         |
|  | Bagley Public School District               |  |                               |                                |                  |         |         |         |         |         |         |         |         |         |         |         |         |
|  |   |  | Change only                   |                                |                  |         |         |         |         |         |         |         |         |         |         |         |         |
|  |   |  | if requiring levy adjustments | Payable 2019 LLC Certification | Current Estimate |         |         |         |         |         |         |         |         |         |         |         |         |
| <i>Calculations for Ten Year Projection</i>  |   |  |                               | Pay 19 LLC #                   | FY 2019          | FY 2020 | FY 2021 | FY 2022 | FY 2023 | FY 2024 | FY 2025 | FY 2026 | FY 2027 | FY 2028 | FY 2029 |         |         |
| 59   | Total General Fund Aid = (46) - (53)        |  |                               | 493                            |                  | -       | -       | -       | -       | -       | -       | -       | -       | -       | -       | -       | -       |
| 60   | General Fund Equalized Levy = (58) * (41)   |  |                               | 494                            |                  | -       | -       | -       | -       | -       | -       | -       | -       | -       | -       | -       | -       |
| 61   | General Fund Unequalized levy = (57) - (58) |  |                               | 495                            |                  | 394,212 | 400,159 | 400,159 | 400,159 | 400,159 | 400,159 | 400,159 | 400,159 | 400,159 | 400,159 | 400,159 | 400,159 |
| 62   | Total General Fund Levy = (60) + (61)       |  |                               | 496                            |                  | 394,212 | 400,159 | 400,159 | 400,159 | 400,159 | 400,159 | 400,159 | 400,159 | 400,159 | 400,159 | 400,159 | 400,159 |
| <b>Notes:</b><br>1. Underlevy on general fund equalized levy results in proportionate reduction in associated aid.<br>2. Total Debt Service revenue on line 49 must not exceed total LTFM revenue for individual district projects (line 30) for any of the 10 years in the plan.<br>3. For 1A districts with old Alt Facilities bonding, the amount on line 22 will reduce initial revenue on line 10, less the H&S portion entered on line 14. |   |  |                               |                                |                  |         |         |         |         |         |         |         |         |         |         |         |         |



Division of School Finance  
1500 Highway 36 West  
Roseville, MN 55113-4266

Long-Term Facility Maintenance Ten-Year Expenditure Application (LTFM) - Fund 01 and Fund 06 Projects Only

ED - 02478-05

**Instructions:** Enter estimated, allowable LTFM expenditures (Fund 01 and/or Fund 06 only) under Minnesota Statutes, section 123B.595, subdivision 10. Enter by Uniform Financial and Accounting Reporting Standards (UFARS) finance code and by fiscal year in the cells provided.

| District Info.         | Enter Information      | District Info. | Enter Information       |  |  |  |  |  |  |  |  |  |
|------------------------|------------------------|----------------|-------------------------|--|--|--|--|--|--|--|--|--|
| District Name:         | Bagley School District | Date:          | 7/15/2019               |  |  |  |  |  |  |  |  |  |
| District Number:       | 162                    | Email:         | eheise@bagley.k12.mn.us |  |  |  |  |  |  |  |  |  |
| District Contact Name: | Eric Heise             |                |                         |  |  |  |  |  |  |  |  |  |
| Contact Phone #        | 218-694-6184           |                |                         |  |  |  |  |  |  |  |  |  |

|   |  | Fiscal Year (FY) Ending June 30 |                  |                  |                  |                  |                  |                  |                 |                 |                 |                 |
|---|--|---------------------------------|------------------|------------------|------------------|------------------|------------------|------------------|-----------------|-----------------|-----------------|-----------------|
| Expenditure Categories  |  | 2019                            | 2020             | 2021             | 2022             | 2023             | 2024             | 2025             | 2026            | 2027            | 2028            | 2029            |
| <b>Health and Safety - this section excludes project costs in Category 2 of \$100,000 or more for which additional revenue is requested for Finance Codes 358, 363 and 366.</b> |  |                                 |                  |                  |                  |                  |                  |                  |                 |                 |                 |                 |
| <b>Finance Code</b>   | <b>Category (1)</b>  |                                 |                  |                  |                  |                  |                  |                  |                 |                 |                 |                 |
| 347   | Physical Hazards   | \$7,693                         | \$6,444          | \$6,508          | \$6,573          | \$6,639          | \$6,705          | \$6,772          | \$6,840         | \$6,909         | \$6,978         | \$7,047         |
| 349   | Other Hazardous Materials  | \$0                             | \$600            | \$600            | \$600            | \$600            | \$600            | \$600            | \$600           | \$600           | \$600           | \$600           |
| 352   | Environmental Health and Safety Management   | \$7,535                         | \$11,110         | \$11,221         | \$11,333         | \$11,447         | \$11,561         | \$11,677         | \$11,793        | \$11,911        | \$12,031        | \$12,151        |
| 358   | Asbestos Removal and Encapsulation   | \$0                             | \$5,250          | \$5,513          | \$0              | \$0              | \$5,513          | \$0              | \$0             | \$0             | \$0             | \$0             |
| 363   | Fire Safety  | \$7,952                         | \$10,419         | \$10,523         | \$10,628         | \$10,735         | \$10,842         | \$10,950         | \$11,060        | \$11,171        | \$11,282        | \$11,395        |
| 366   | Indoor Air Quality   | \$0                             | \$0              | \$0              | \$0              | \$0              | \$0              | \$0              | \$0             | \$0             | \$0             | \$0             |
|   | <b>Total Health and Safety Capital Projects</b>  | <b>\$23,180</b>                 | <b>\$33,823</b>  | <b>\$34,366</b>  | <b>\$29,135</b>  | <b>\$29,420</b>  | <b>\$29,709</b>  | <b>\$30,000</b>  | <b>\$30,294</b> | <b>\$30,591</b> | <b>\$30,891</b> | <b>\$31,193</b> |
| <b>Health and Safety - Projects Costing \$100,000 or more per Project/Site/Year</b>   |  |                                 |                  |                  |                  |                  |                  |                  |                 |                 |                 |                 |
| <b>Finance Code</b>   | <b>Category (2)</b>  |                                 |                  |                  |                  |                  |                  |                  |                 |                 |                 |                 |
| 358   | Asbestos Removal and Encapsulation   | \$0                             | \$0              | \$0              | \$0              | \$0              | \$0              | \$0              | \$0             | \$0             | \$0             | \$0             |
| 363   | Fire Safety  | \$0                             | \$0              | \$0              | \$0              | \$0              | \$0              | \$0              | \$0             | \$0             | \$0             | \$0             |
| 366   | Indoor Air Quality   | \$125,000                       | \$0              | \$0              | \$0              | \$0              | \$0              | \$0              | \$0             | \$0             | \$0             | \$0             |
|   | <b>Total Health and Safety Capital Projects \$100,000 or More</b>  | <b>\$125,000</b>                | <b>\$0</b>       | <b>\$0</b>       | <b>\$0</b>       | <b>\$0</b>       | <b>\$0</b>       | <b>\$0</b>       | <b>\$0</b>      | <b>\$0</b>      | <b>\$0</b>      | <b>\$0</b>      |
| <b>Remodeling for Approved Voluntary Pre-K under Minnesota Statutes, section 124D.151</b>   |  |                                 |                  |                  |                  |                  |                  |                  |                 |                 |                 |                 |
| <b>Finance Code</b>   | <b>Category (3)</b>  |                                 |                  |                  |                  |                  |                  |                  |                 |                 |                 |                 |
| 355   | Remodeling for prekindergarten (Pre-K) instruction approved by the commissioner. (No new appropriations for this category FY 2020 - beyond.) | \$0                             | \$0              | \$0              | \$0              | \$0              | \$0              | \$0              | \$0             | \$0             | \$0             | \$0             |
| <b>Accessibility</b>  |  |                                 |                  |                  |                  |                  |                  |                  |                 |                 |                 |                 |
| <b>Finance Code</b>   | <b>Category (4)</b>  |                                 |                  |                  |                  |                  |                  |                  |                 |                 |                 |                 |
| 367   | Accessibility  | \$0                             | \$0              | \$0              | \$0              | \$0              | \$0              | \$0              | \$0             | \$0             | \$0             | \$0             |
| <b>Deferred Capital Expenditures and Maintenance Projects</b>   |  |                                 |                  |                  |                  |                  |                  |                  |                 |                 |                 |                 |
| <b>Finance Code</b>   | <b>Category (5)</b>  |                                 |                  |                  |                  |                  |                  |                  |                 |                 |                 |                 |
| 368   | Building Envelope  | \$0                             | \$0              | \$0              | \$0              | \$33,785         | \$57,434         | \$58,583         | \$0             | \$0             | \$0             | \$0             |
| 369   | Building Hardware and Equipment  | \$583                           | \$18,176         | \$64,946         | \$0              | \$73,201         | \$0              | \$0              | \$0             | \$0             | \$0             | \$0             |
| 370   | Electrical   | \$11,841                        | \$0              | \$54,122         | \$0              | \$0              | \$0              | \$0              | \$0             | \$0             | \$0             | \$0             |
| 379   | Interior Surfaces  | \$159,588                       | \$14,000         | \$0              | \$110,408        | \$0              | \$160,816        | \$46,866         | \$0             | \$0             | \$0             | \$0             |
| 380   | Mechanical Systems   | \$83,567                        | \$45,569         | \$162,365        | \$0              | \$112,616        | \$114,869        | \$117,166        | \$0             | \$0             | \$0             | \$0             |
| 381   | Plumbing   | \$0                             | \$0              | \$0              | \$0              | \$0              | \$0              | \$0              | \$0             | \$0             | \$0             | \$0             |
| 382   | Professional Services and Salary   | \$2,500                         | \$2,500          | \$2,706          | \$2,760          | \$2,815          | \$2,872          | \$2,929          | \$0             | \$0             | \$0             | \$0             |
| 383   | Roof Systems   | \$161,396                       | \$160,346        | \$162,365        | \$61,829         | \$225,232        | \$0              | \$234,332        | \$0             | \$0             | \$0             | \$0             |
| 384   | Site Projects  | \$28,521                        | \$11,000         | \$0              | \$287,061        | \$0              | \$0              | \$0              | \$0             | \$0             | \$0             | \$0             |
|   | <b>Total Deferred Capital Expense and Maintenance</b>  | <b>\$447,996</b>                | <b>\$251,591</b> | <b>\$446,503</b> | <b>\$462,058</b> | <b>\$447,650</b> | <b>\$335,991</b> | <b>\$459,876</b> | <b>\$0</b>      | <b>\$0</b>      | <b>\$0</b>      | <b>\$0</b>      |
| <b>Total Annual 10-Year Plan Expenditures</b>   |  | <b>\$596,175</b>                | <b>\$285,414</b> | <b>\$480,869</b> | <b>\$491,193</b> | <b>\$477,070</b> | <b>\$365,699</b> | <b>\$489,876</b> | <b>\$30,294</b> | <b>\$30,591</b> | <b>\$30,891</b> | <b>\$31,193</b> |

08



## Fiscal Year (FY) 2021 Application for Long-Term Facilities Maintenance Revenue Statement of Assurances

**General Information:** Minnesota school districts, intermediate school districts and cooperatives applying for Long-Term Facilities Maintenance (LTFM) revenue under Minnesota Statutes, section 123B.595 must annually complete the Application for Long-Term Facilities Maintenance Revenue – Statement of Assurances (ED-02477). The application must be submitted to the Minnesota Department of Education (MDE) by July 31, 2019. Submit to [Sarah C. Miller](mailto:Sarah.C.Miller@mde.state.mn.us) (MDE.Facilities@state.mn.us) along with other required LTFM documentation. **Do not mail a hard copy. Please email this form with other required documentation.**

### Identification Information

|                                  |                           |                 |
|----------------------------------|---------------------------|-----------------|
| Name of District or Cooperative: | District Number and Type: | Date Submitted: |
|----------------------------------|---------------------------|-----------------|

### Statement of Assurances

1. All estimated expenditures included in the attached Ten-Year Plan Expenditure spreadsheet under Health and Safety and entered into the MDE Health and Safety data submission system are for allowed health and safety uses under Minnesota Statutes, section 123B.595, subdivision 10, paragraph (a), clause (3), Minnesota Statutes, section 123B.57, subdivision 6, and the MDE Long-Term Facilities Maintenance Guide for Allowable Expenditures, Section E, Health and Safety Qualifying Criteria, and Section F, Additional Requirements Regarding Health and Safety. None of the estimated expenditures included in the attached Ten-Year Plan Expenditure spreadsheet under Health and Safety and entered into the MDE Health and Safety System are for uses prohibited under Minnesota Statutes, section 123B.595, subdivision 11.
2. All estimated expenditures included in the attached Ten-Year Plan Expenditure spreadsheet under Accessibility and Deferred Maintenance are for allowed uses under Minnesota Statutes, section 123B.595, subdivision 10, paragraph (a), clauses (1) and (2), and the MDE Long-Term Facilities Maintenance Guide for Allowable Expenditures, Section C, Deferred Maintenance Qualifying Criteria or Section D, Disabled Access Qualifying Criteria. None of the estimated expenditures included in the attached Ten-Year Plan Expenditure spreadsheet under Accessibility and Deferred Maintenance are for uses prohibited under Minnesota Statutes, section 123B.595, subdivision 11.
3. All actual expenditures to be reported in Uniform Financial Accounting and Reporting Standards (UFARS) for FY 2021 under Finance Codes 347, 349, 352, 358, 363 and 366 will be for allowed health and safety uses under Minnesota Statutes, section 123B.595, subdivision 10, paragraph (a), clause (3), Minnesota Statutes, section 123B.57, subdivision 6, and the MDE Long-Term Facilities Maintenance Guide for Allowable Expenditures, Section E, Health and Safety Qualifying Criteria, and Section F, Additional Requirements Regarding Health and Safety. None of the actual expenditures reported in these finance codes will be for uses prohibited under Minnesota Statutes, section 123B.595, subdivision 11.
4. All actual expenditures to be reported in UFARS for FY 2021 under Finance Codes 367, 368, 369, 370, 379, 380, 381, 382, 383 and 384 for Accessibility and Deferred Maintenance will be for allowed uses under Minnesota Statutes, section 123B.595, subdivision 10, paragraph (a), clauses (1) and (2), and the MDE Long-Term Facilities Maintenance Guide for Allowable Expenditures, Section C, Deferred Maintenance Qualifying Criteria or Section D, Disabled Access Qualifying Criteria. None of the actual expenditures reported in these finance codes will be for uses prohibited under Minnesota Statutes, section 123B.595, subdivision 11.
5. The district will maintain a description of each project funded with long-term facilities maintenance revenue that will provide enough detail for an auditor to determine the cost of the project and if the work qualifies for revenue (Minn. Stat. § 127A.411, subd. 3).
6. The district’s plan includes provisions for implementing a health and safety program that complies with health, safety and environmental regulations and best practices, including indoor air quality management and mandatory lead in water testing, remediation and reporting (Minn. Stat. § 121A.335).

### Certification of Statement of Assurances

A Statement of Assurances submitted by a single district must be signed by the district superintendent. A Statement of Assurances submitted by an intermediate school district or cooperative must be signed by the intermediate district superintendent or cooperative director.

|   |  |       |
|---|--|-------|
| Signature – Superintendent or Cooperative Director: | Name – Superintendent or Cooperative Director (Please print) | Date: |
|---|--|-------|

**EXTRACT OF MINUTES OF A MEETING  
OF THE SCHOOL BOARD OF  
BAGLEY PUBLIC SCHOOL, ISD 162  
BAGLEY, MINNESOTA**

Pursuant to due call and notice thereof, a regular meeting of the School Board of Independent School District No. 162 (BAGLEY PUBLIC SCHOOLS), State of Minnesota, was held on July 15, 2019 at 7:30 o'clock p.m.

Member \_\_\_\_\_ introduced the following resolution and moved their adoption:

**RESOLUTION STATING THE INTENTION OF  
THE SCHOOL BOARD TO APPROVE THE FY21 LTFM PLAN**

BE IT RESOLVED by the School Board of Independent School District No. 162, State of Minnesota, approves the district's Long-Term Facilities Maintenance Plan. The Board will follow the LTFM Legislation as follows:

- The district will maintain and implement a health and safety program that complies with regulations.
  - The district will maintain an indoor air quality management program.
  - As outlined in the LTFM plan, the district intends use the dollars in a pay as you go format.
- 1) The District further covenants to comply with all procedures now or hereafter established by the Minnesota Department of Education pursuant to Minnesota Statutes, Section 123B and otherwise to take such actions as necessary to comply with that statute. The chair, clerk or superintendent is authorized to execute any applicable Minnesota Department of Education forms.

The motion for the adoption of the foregoing resolution was duly seconded by Member \_\_\_\_\_ and, upon vote being taken thereon, the following voted in favor thereof: \_\_\_\_\_.

\_\_\_\_\_.

and the following voted against the same:

\_\_\_\_\_.

\_\_\_\_\_.

Whereupon said resolution was declared duly passed and adopted.

STATE OF MINNESOTA    )  
  ) SS.  
COUNTY OF                    )

I, the undersigned, being the fully qualified and acting Clerk of Independent School District No. 162, State of Minnesota, hereby certify that the attached and foregoing is a full, true, and correct transcript of the minutes of a meeting of the School Board of Independent School District No. 162, duly called and held on the date therein indicated insofar as said minutes relate to the adoption of a resolution approving the FY21 LTFM plan and that said resolution included therein is a full, true, and correct copy of the original thereof.

WITNESS MY HAND officially as such Clerk this 15th day of July, 2019.

---

Clerk of the School Board  
Independent School District 162

| FY 2021 Long-Term Facilities Maintenance (LTFM) Ten-Year Revenue Projection  |  |  |     | Revised 5/15/2019 |   |                                |                  |           |           |           |           |           |           |           |           |           |           |           |           |           |  |
|--|--|--|-----|-------------------|---|--------------------------------|------------------|-----------|-----------|-----------|-----------|-----------|-----------|-----------|-----------|-----------|-----------|-----------|-----------|-----------|--|
| 162 <= Type in School District Number  |  |  |     |                   |   |                                |                  |           |           |           |           |           |           |           |           |           |           |           |           |           |  |
| Bagley Public School District  |  |  |     |                   |   |                                |                  |           |           |           |           |           |           |           |           |           |           |           |           |           |  |
| Calculations for Ten Year Projection   |  |  |     | Pay 19 LLC #      | Change only if requiring levy adjustments | Payable 2019 LLC Certification | Current Estimate |           |           |           |           |           |           |           |           |           |           |           |           |           |  |
|  |  |  |     | FY 2019           | FY 2020                                   | FY 2020                        | FY 2021          | FY 2022   | FY 2023   | FY 2024   | FY 2025   | FY 2026   | FY 2027   | FY 2028   | FY 2029   |           |           |           |           |           |  |
| 1 Type your district number in cell A2. (Minneapolis = 1.2)  |  |  |     |                   |   |                                |                  |           |           |           |           |           |           |           |           |           |           |           |           |           |  |
| 2 Type adjusted pupil units (APU), health and safety and alternative facilities project, and bond estimates in lines 6a, 14, 17 to 18, 20, 21, 26, 27 and 50 |  |  |     |                   |   |                                |                  |           |           |           |           |           |           |           |           |           |           |           |           |           |  |
| 3 Type debt excess, intermediate/co-op district, and revenue reduction data in lines 13, 15, 23, 31, and 33  |  |  |     |                   |   |                                |                  |           |           |           |           |           |           |           |           |           |           |           |           |           |  |
| 4 Look-up data from following tabs   |  |  |     |                   |   |                                |                  |           |           |           |           |           |           |           |           |           |           |           |           |           |  |
| 5 Initial Formula Revenue  |  |  |     |                   |   |                                |                  |           |           |           |           |           |           |           |           |           |           |           |           |           |  |
| 6  | Current year APU   |  | 57  |                   | 1,131.20                                  | 1,037.40                       | 1,053.05         | 1,053.05  | 1,053.05  | 1,053.05  | 1,053.05  | 1,053.05  | 1,053.05  | 1,053.05  | 1,053.05  | 1,053.05  | 1,053.05  | 1,053.05  | 1,053.05  | 1,053.05  |  |
| 6a   | Additional prekindergarten (Pre-K) Pupil Units ( Line 19 of Pre-K application)   |  |     |                   |   |                                |                  |           |           |           |           |           |           |           |           |           |           |           |           |           |  |
| 6b   | Total Adjusted Pupil Units = (6) + (6a)  |  |     |                   |   | 1,037.40                       | 1,053.05         | 1,053.05  | 1,053.05  | 1,053.05  | 1,053.05  | 1,053.05  | 1,053.05  | 1,053.05  | 1,053.05  | 1,053.05  | 1,053.05  | 1,053.05  | 1,053.05  | 1,053.05  |  |
| 7  | District average building age (uncapped)   |  | 451 |                   | 35.89                                     | 35.89                          | 36.89            | 37.89     | 38.89     | 39.89     | 40.89     | 41.89     | 42.89     | 43.89     | 44.89     | 45.89     | 46.89     | 47.89     | 48.89     | 49.89     |  |
| 8  | Formula allowance  |  |     |                   | \$ 380.00                                 | \$ 380.00                      | \$ 380.00        | \$ 380.00 | \$ 380.00 | \$ 380.00 | \$ 380.00 | \$ 380.00 | \$ 380.00 | \$ 380.00 | \$ 380.00 | \$ 380.00 | \$ 380.00 | \$ 380.00 | \$ 380.00 | \$ 380.00 |  |
| 9  | Building age ratio = (Lesser of 1 or (7) / 35)   |  | 452 |                   |   | 1.00000                        | 1.00000          | 1.00000   | 1.00000   | 1.00000   | 1.00000   | 1.00000   | 1.00000   | 1.00000   | 1.00000   | 1.00000   | 1.00000   | 1.00000   | 1.00000   | 1.00000   |  |
| 10   | Initial revenue = (6) * (8) * (9)  |  | 453 |                   | 429,856                                   | 394,212                        | 400,159          | 400,159   | 400,159   | 400,159   | 400,159   | 400,159   | 400,159   | 400,159   | 400,159   | 400,159   | 400,159   | 400,159   | 400,159   | 400,159   |  |
| 11   | Added revenue for Eligible H&S Projects > \$100,000 / site   |  |     |                   |   |                                |                  |           |           |           |           |           |           |           |           |           |           |           |           |           |  |
| 12   | Debt service for existing alternative (Alt) facilities Health and Safety (H&S) bonds (1B) - gross before debt excess                             |  | 702 |                   |   | 466,006                        | 470,731          | 469,248   | 472,516   | 475,141   | 477,015   | 481,005   | 479,194   | 482,265   | 479,535   | 482,265   | 479,535   | 482,265   | 479,535   | 482,265   |  |
| 13   | Debt Excess related to Debt Service for existing Alt facilities H&S bonds (1B)   |  | 756 |                   |   | -                              | -                | -         | -         | -         | -         | -         | -         | -         | -         | -         | -         | -         | -         | -         |  |
| 14   | Debt service for portion of existing Alt facilities bonds from line (22) attributable to eligible H&S Projects > \$100,000 per site (1A)         |  | 701 |                   |   | -                              | -                | -         | -         | -         | -         | -         | -         | -         | -         | -         | -         | -         | -         | -         |  |
| 15   | Debt Excess related to Debt service for portion of existing Alt facilities bonds attributable to eligible H&S Projects > \$100,000 per site (1A) |  | 755 |                   |   | -                              | -                | -         | -         | -         | -         | -         | -         | -         | -         | -         | -         | -         | -         | -         |  |
| 17   | \$100,000 / site = (principal + interest)*1.05 - portion of bond paid by initial revenue   |  | 767 |                   |   | -                              | -                | -         | -         | -         | -         | -         | -         | -         | -         | -         | -         | -         | -         | -         |  |
| 18   | Pay as you go revenue for eligible new H&S projects > \$100,000 / site   |  | 455 |                   |   | -                              | -                | -         | -         | -         | -         | -         | -         | -         | -         | -         | -         | -         | -         | -         |  |
| 19   | Total additional revenue for eligible H&S projects > \$100,000 / site (12) - (13) + (14) - (15) + (17) + (18)                                    |  | 456 |                   | 439,362                                   | 466,006                        | 470,731          | 469,248   | 472,516   | 475,141   | 477,015   | 481,005   | 479,194   | 482,265   | 479,535   | 482,265   | 479,535   | 482,265   | 479,535   | 482,265   |  |
| Added revenue for Pre-K remodeling (for voluntary prekindergarten (VPK) approvals only)  |  |  |     |                   |   |                                |                  |           |           |           |           |           |           |           |           |           |           |           |           |           |  |
| 20a  | Net debt service for bonds approved for Pre-K remodeling   |  | 768 |                   |   | -                              | -                | -         | -         | -         | -         | -         | -         | -         | -         | -         | -         | -         | -         | -         |  |
| 20b  | Pay as you go for projects approved for Pre-K remodeling   |  | 457 |                   |   | -                              | -                | -         | -         | -         | -         | -         | -         | -         | -         | -         | -         | -         | -         | -         |  |
| 20c  | Total Pre-K revenue  |  |     |                   |   | -                              | -                | -         | -         | -         | -         | -         | -         | -         | -         | -         | -         | -         | -         | -         |  |
| 20d  | Total New Law Revenue (10) + (19) + (20c)  |  | 458 |                   |   | 860,218                        | 870,890          | 869,407   | 872,675   | 875,300   | 877,174   | 881,164   | 879,353   | 882,424   | 879,694   | 882,424   | 879,694   | 882,424   | 879,694   | 882,424   |  |

84



| FY 2021 Long-Term Facilities Maintenance (LTFM) Ten-Year Revenue Projection   |  |  |  | Revised 5/15/2019              |                  |         |         |         |         |         |         |         |         |         |         |         |  |  |
|---|--|--|--|--------------------------------|------------------|---------|---------|---------|---------|---------|---------|---------|---------|---------|---------|---------|--|--|
| 162 <= Type in School District Number   |  |  |  |                                |                  |         |         |         |         |         |         |         |         |         |         |         |  |  |
| Bagley Public School District   |  |  |  |                                |                  |         |         |         |         |         |         |         |         |         |         |         |  |  |
| Change only if requiring levy adjustments   |  |  |  | Payable 2019 LLC Certification | Current Estimate |         |         |         |         |         |         |         |         |         |         |         |  |  |
| Calculations for Ten Year Projection  |  |  |  | Pay 19 LLC #                   | FY 2019          | FY 2020 | FY 2021 | FY 2022 | FY 2023 | FY 2024 | FY 2025 | FY 2026 | FY 2027 | FY 2028 | FY 2029 |         |  |  |
| 59: Total General Fund Aid = (46) - (53)  |  |  |  | 493                            |                  |         |         |         |         |         |         |         |         |         |         |         |  |  |
| 60: General Fund Equalized Levy = (58) * (41)   |  |  |  | 494                            |                  |         |         |         |         |         |         |         |         |         |         |         |  |  |
| 61: General Fund Unequalized levy = (57) - (58)   |  |  |  | 495                            | 394,212          | 400,159 | 400,159 | 400,159 | 400,159 | 400,159 | 400,159 | 400,159 | 400,159 | 400,159 | 400,159 | 400,159 |  |  |
| 62: Total General Fund Levy = (60) + (61)   |  |  |  | 496                            | 394,212          | 400,159 | 400,159 | 400,159 | 400,159 | 400,159 | 400,159 | 400,159 | 400,159 | 400,159 | 400,159 | 400,159 |  |  |
| Notes:  |  |  |  |                                |                  |         |         |         |         |         |         |         |         |         |         |         |  |  |
| 1. Underlevy on general fund equalized levy results in proportionate reduction in associated aid.   |  |  |  |                                |                  |         |         |         |         |         |         |         |         |         |         |         |  |  |
| 2. Total Debt Service revenue on line 49 must not exceed total LTFM revenue for individual district projects (line 30) for any of the 10 years in the plan. |  |  |  |                                |                  |         |         |         |         |         |         |         |         |         |         |         |  |  |
| 3. For 1A districts with old Alt Facilities bonding, the amount on line 22 will reduce initial revenue on line 10, less the H&S portion entered on line 14. |  |  |  |                                |                  |         |         |         |         |         |         |         |         |         |         |         |  |  |

## Detail Line Instructions for Ten Year Revenue Projection Spreadsheet

Note: Column "D" for FY 2019 is blank, and blue shaded cells (lines 6a, 14, 17 to 18, 20, 21, 26, 27 and 50) should only be filled in for changes requiring prior year levy adjustments on the Levy Limitation and Certification system.

1 **Type your district number in cell A2**

example: 6 for South St. Paul (Minneapolis = 1.2)

### Initial Formula Revenue

6 Current year APU

Adjusted Pupil Units: out year data held constant. ADMWE data for fiscal years (FY) 2019 and 2020 (ADMWE is average daily membership web estimates)

6a Additional Pre-K Pupil Units ( line 19 of Pre-K application)

Add data from the *FY 2018 Site Application for Voluntary Prekindergarten Program form*.

7 District average building age (uncapped)

Average Building Age data as of January 2019 plus 1:  
out years = previous year plus one.

**Enter changes on this line, not in the Ave Age tab.**

**Added revenue for Eligible H&S Projects > \$100,000 / site**  
(1A = 26 largest districts, 1B remaining districts)

(H&S is Health and Safety)

11 Eligible projects include Indoor Air Quality, Fire prevention and suppression, and Asbestos Abatement (IAQFAA)

12 Debt service for existing Alt facilities H&S bonds (1B) - gross before debt excess

1B existing debt schedules as of May 15, 2019

13 Debt Excess related to Debt service for existing Alt facilities H&S bonds (1B)

Step 1: The pay 19 total debt excess =

June 30, 2018 UFARS fund 7-464 balance

- Pay 18 debt excess
- Pay 19 Debt excess
- 5% of pay 20 debt service levy

Step 2: Alt Facilities portion of the pay 20 debt excess = pay 20 total debt excess \* alt facilities debt service levy / total debt service levy.

14 Debt service for portion of existing Alt facilities bonds from line (22) attributable to eligible H&S Projects > \$100,000 per site (1A)

If a portion of the existing 1A debt schedules fund H&S Projects > \$100,000, enter that amount here. Unless 1A districts anticipate more revenue under the new program than the hold harmless, this entry can be skipped. MDE makes no assumption for the split so assumes 0%.

15 Debt Excess related to Debt service for portion of existing Alt facilities bonds attributable to eligible H&S Projects > \$100,000 per site (1A)

see debt excess calculation in line 13

∞

17 Net debt service for LTFM bonds for eligible new H&S projects > \$100,000 / site = (principal + interest)\*1.05 - portion of bond paid by initial revenue

new projects portion that is being levied above initial revenue

18

Pay as you go revenue for eligible new H&S projects > \$100,000 / site

new projects portion

20a Net debt service for bonds approved for Pre-K remodeling

2016 legislation permits bonding for Voluntary Pre-k to be included in the LTFM program (VPK approvals only, School Readiness Plus is not included)

20b Pay as you go for projects approved for Pre-K remodeling

2016 legislation permits annual levies for Voluntary Pre-k to be included in the LTFM program (VPK approvals only, School Readiness Plus is not included.)

**Old Formula revenue**

"Hold harmless" section

21 Old formula H&S revenue (estimated annual costs for all eligible projects < \$500,000)

regular Health and Safety MS 123B.57

22 Old formula alt facilities debt revenue (1A) - gross before debt excess

1A debt schedules as of May 15, 2019

23 Debt Excess allocated to line 22

see debt excess calculation in line 13

25 Old formula alt facilities debt revenue (1B) = (12) - (13)

line 12 minus line 13 from above

26 Old formula alt facilities pay as you go revenue (1A)

27 Old formula alt facilities pay as you go revenue (1B) >\$500,000

If there are no bonds, lines 21 plus 27 should equal the sum of the first 9 items on the ten year expenditure spreadsheet.

**30 Total LTFM Revenue for Individual District Projects = (Greater of [(10) + (19)] or (29))**

formula

31 District Requested Reduction from Maximum LTFM Revenue (to levy less than the maximum). Also enter this amount in the Levy Information System

Optional revenue reduction (under-levy) amount expressed as positive number. **To include on your payable 2020 levy, enter this amount into the Levy Information System, General and Community Service screen, line 8.**

88

**32 District LTFM Revenue (30) - (31)**

formula

33 LTFM Revenue for District Share of Eligible Cooperative / Intermediate Projects (Unequalized)

**Additional** amount for intermediate/cooperative districts. Special spreadsheet for Intermediate/Cooperative districts.

**34 Grand Total LTFM Revenue (32) + (33)**

Formula. Revenue to new reserved account. Account balance may be negative or positive and carried forward.

**Aid and Levy Shares of Total Revenue**

36 Three year prior Ag Modified ANTC

FY 2018 estimated ANTC data from DOR. Out years plus 4% annually

37 Three year prior Adjusted PU (New Weights)

FY 2018-22 3YP is EDRS data. Out years no growth

lines 38-47 formulae

**Debt Service Portion of Revenue**

UFARS fund 7 separation

50 New LTFM bonds excluding bonds on line 17 (principal + interest)\*1.05 New bonds (other than Indoor Air Quality, Fire, and Asbestos Abatement greater than \$100,000 per site)

lines 51-55 formulae

Equalization aid applied to LTFM debt service levies before applying to general fund levies

**General Fund Portion of Revenue**

UFARS fund 1 separation

lines 57-62 formulae

4 to 7 pieces to submit for LTFM as detailed in the Long-Term Facilities Maintenance Revenue Memo dated July 10, 2015.

1. Ten year expenditure projection spreadsheet
2. Ten year revenue projection spreadsheet
3. statement of assurances
4. board resolution
5. detail of projects > \$100,000
6. detail of projects > \$2,000,000
7. bond schedule

Special email address for above submission: [MDE.facilities@state.mn.us](mailto:MDE.facilities@state.mn.us)

**Data must be submitted through the Health and Safety Data Submission System, and new bond schedules submitted through the Levy Information System in addition to the above.**

Levy Information System memo to Superintendents email

Convert MPLS to 1.2

Certified data in yellow background

| col1     | col2 | col3 | 885,168.18  | col5         | 321,240,209.53          |
|----------|------|------|-------------|--------------|-------------------------|
| district |      |      | col4<br>APU | Bldg Ave Age | col6<br>Initial Revenue |
| 1        |      |      | 1,239.40    | 50.57        | 470,972.00              |
| 1.2      |      |      | 37,443.80   | 57.65        | 14,228,644.00           |
| 2        |      |      | 281.20      | 31.63        | 96,567.29               |
| 4        |      |      | 529.20      | 47.05        | 201,096.00              |
| 6        |      |      | 3,723.40    | 46.92        | 1,414,892.00            |
| 11       |      |      | 41,826.40   | 43.94        | 15,894,032.00           |
| 12       |      |      | 7,179.60    | 36.59        | 2,728,248.00            |
| 13       |      |      | 3,684.20    | 52.61        | 1,399,996.00            |
| 14       |      |      | 3,229.80    | 53.52        | 1,227,324.00            |
| 15       |      |      | 4,664.40    | 38.53        | 1,772,472.00            |
| 16       |      |      | 6,386.80    | 37.78        | 2,426,984.00            |
| 22       |      |      | 3,261.40    | 44.16        | 1,239,332.00            |
| 23       |      |      | 988.00      | 38.72        | 375,440.00              |
| 25       |      |      | 69.00       | 18.00        | 13,484.57               |
| 31       |      |      | 5,494.20    | 31.95        | 1,905,859.49            |
| 32       |      |      | 663.40      | 41.59        | 252,092.00              |
| 36       |      |      | 316.40      | 27.82        | 95,567.26               |
| 38       |      |      | 1,663.00    | 26.14        | 471,968.90              |
| 47       |      |      | 4,796.00    | 33.08        | 1,722,503.96            |
| 51       |      |      | 2,093.60    | 26.88        | 610,996.22              |
| 75       |      |      | 728.20      | 37.27        | 276,716.00              |
| 77       |      |      | 9,568.60    | 48.73        | 3,636,068.00            |
| 81       |      |      | 150.60      | 49.66        | 57,228.00               |
| 84       |      |      | 629.00      | 48.81        | 239,020.00              |
| 85       |      |      | 607.40      | 41.17        | 230,812.00              |
| 88       |      |      | 2,319.60    | 36.79        | 881,448.00              |
| 91       |      |      | 772.60      | 37.76        | 293,588.00              |
| 93       |      |      | 477.80      | 61.87        | 181,564.00              |
| 94       |      |      | 3,035.50    | 35.75        | 1,153,490.00            |
| 95       |      |      | 323.80      | 31.35        | 110,212.27              |
| 97       |      |      | 695.20      | 9.25         | 69,817.94               |
| 99       |      |      | 1,362.40    | 41.20        | 517,712.00              |
| 100      |      |      | 404.60      | 40.65        | 153,748.00              |
| 108      |      |      | 1,127.60    | 43.79        | 428,488.00              |
| 110      |      |      | 4,541.00    | 24.42        | 1,203,961.82            |
| 111      |      |      | 1,750.80    | 35.57        | 665,304.00              |
| 112      |      |      | 10,815.60   | 26.95        | 3,164,644.56            |
| 113      |      |      | 816.00      | 44.89        | 310,080.00              |
| 115      |      |      | 1,288.00    | 32.92        | 460,353.28              |
| 116      |      |      | 1,301.80    | 26.93        | 380,624.00              |
| 118      |      |      | 383.20      | 26.53        | 110,376.93              |

|     |           |       |               |
|-----|-----------|-------|---------------|
| 129 | 1,701.40  | 46.84 | 646,532.00    |
| 138 | 2,900.80  | 30.55 | 962,153.92    |
| 139 | 916.80    | 29.96 | 298,216.70    |
| 146 | 946.80    | 51.55 | 359,784.00    |
| 150 | 1,098.20  | 33.58 | 400,384.89    |
| 152 | 7,518.00  | 27.78 | 2,267,514.73  |
| 162 | 1,131.20  | 35.89 | 429,856.00    |
| 166 | 502.60    | 36.90 | 190,988.00    |
| 173 | 551.80    | 71.75 | 209,684.00    |
| 177 | 1,179.20  | 43.98 | 448,096.00    |
| 181 | 7,143.80  | 46.00 | 2,714,644.00  |
| 182 | 1,117.60  | 35.66 | 424,688.00    |
| 186 | 1,959.40  | 29.51 | 627,780.57    |
| 191 | 9,479.80  | 44.13 | 3,602,324.00  |
| 192 | 7,889.80  | 26.36 | 2,258,015.68  |
| 194 | 12,462.80 | 30.17 | 4,082,314.77  |
| 195 | 744.40    | 33.90 | 273,981.74    |
| 196 | 32,028.40 | 35.46 | 12,170,792.00 |
| 197 | 5,531.00  | 44.54 | 2,101,780.00  |
| 199 | 4,165.60  | 39.42 | 1,582,928.00  |
| 200 | 4,771.60  | 36.87 | 1,813,208.00  |
| 203 | 737.80    | 42.40 | 280,364.00    |
| 204 | 2,416.40  | 21.52 | 564,581.50    |
| 206 | 4,693.60  | 22.09 | 1,125,686.21  |
| 213 | 917.60    | 35.66 | 348,688.00    |
| 227 | 997.60    | 33.63 | 364,249.41    |
| 229 | 383.40    | 44.21 | 145,692.00    |
| 238 | 271.80    | 68.47 | 103,284.00    |
| 239 | 759.20    | 34.08 | 280,912.68    |
| 241 | 3,783.80  | 45.27 | 1,437,844.00  |
| 242 | 555.00    | 36.08 | 210,900.00    |
| 252 | 1,206.00  | 38.65 | 458,280.00    |
| 253 | 728.60    | 51.93 | 276,868.00    |
| 255 | 1,483.80  | 31.68 | 510,359.37    |
| 256 | 2,895.20  | 38.86 | 1,100,176.00  |
| 261 | 305.00    | 30.12 | 99,740.23     |
| 264 | 114.80    | 83.59 | 43,624.00     |
| 270 | 7,063.60  | 49.72 | 2,684,168.00  |
| 271 | 11,327.20 | 49.65 | 4,304,336.00  |
| 272 | 9,567.00  | 34.59 | 3,592,873.17  |
| 273 | 9,150.40  | 46.03 | 3,477,152.00  |
| 276 | 11,873.80 | 44.62 | 4,512,044.00  |
| 277 | 2,729.40  | 51.94 | 1,037,172.00  |
| 278 | 3,185.00  | 46.24 | 1,210,300.00  |
| 279 | 23,343.60 | 38.38 | 8,870,568.00  |
| 280 | 4,551.60  | 60.59 | 1,729,608.00  |
| 281 | 13,165.15 | 49.98 | 5,002,757.00  |

|     |           |       |              |
|-----|-----------|-------|--------------|
| 282 | 2,003.40  | 54.58 | 761,292.00   |
| 283 | 5,107.00  | 60.02 | 1,940,660.00 |
| 284 | 13,494.20 | 35.53 | 5,127,796.00 |
| 286 | 2,793.40  | 34.88 | 1,057,852.60 |
| 294 | 2,192.75  | 66.45 | 833,245.00   |
| 297 | 392.00    | 71.46 | 148,960.00   |
| 299 | 774.20    | 31.00 | 260,573.60   |
| 300 | 1,198.00  | 44.81 | 455,240.00   |
| 306 | 342.00    | 31.95 | 118,634.91   |
| 308 | 670.80    | 30.25 | 220,309.88   |
| 309 | 1,751.80  | 34.58 | 657,695.79   |
| 314 | 808.20    | 37.96 | 307,116.00   |
| 316 | 1,097.20  | 76.22 | 416,936.00   |
| 317 | 969.20    | 35.86 | 368,296.00   |
| 318 | 4,358.00  | 35.76 | 1,656,040.00 |
| 319 | 627.20    | 88.12 | 238,336.00   |
| 323 | 24.00     | 2.00  | 521.14       |
| 330 | 265.20    | 50.99 | 100,776.00   |
| 332 | 1,755.60  | 34.00 | 648,067.20   |
| 333 | 544.20    | 28.55 | 168,686.45   |
| 345 | 1,694.00  | 32.67 | 600,866.64   |
| 347 | 4,589.60  | 39.18 | 1,744,048.00 |
| 356 | 175.60    | 56.29 | 66,728.00    |
| 361 | 1,118.00  | 54.68 | 424,840.00   |
| 362 | 368.80    | 23.00 | 92,094.63    |
| 363 | 259.60    | 39.57 | 98,648.00    |
| 378 | 582.20    | 44.32 | 221,236.00   |
| 381 | 1,511.00  | 38.04 | 574,180.00   |
| 390 | 500.20    | 26.03 | 141,362.24   |
| 391 | 588.00    | 53.18 | 223,440.00   |
| 402 | 140.40    | 68.37 | 53,352.00    |
| 403 | 157.20    | 80.88 | 59,736.00    |
| 404 | 215.20    | 54.83 | 81,776.00    |
| 413 | 2,765.20  | 36.33 | 1,050,776.00 |
| 414 | 517.40    | 52.76 | 196,612.00   |
| 415 | 209.00    | 67.69 | 79,420.00    |
| 423 | 2,995.00  | 50.99 | 1,138,100.00 |
| 424 | 512.60    | 46.95 | 194,788.00   |
| 432 | 643.60    | 41.96 | 244,568.00   |
| 435 | 738.20    | 33.12 | 265,448.28   |
| 441 | 493.80    | 39.55 | 187,644.00   |
| 447 | 159.60    | 48.84 | 60,648.00    |
| 458 | 240.60    | 65.78 | 91,428.00    |
| 463 | 1,043.00  | 41.31 | 396,340.00   |
| 465 | 1,683.20  | 48.35 | 639,616.00   |
| 466 | 2,372.80  | 41.59 | 901,664.00   |
| 473 | 464.20    | 34.65 | 174,632.04   |

|     |           |       |               |
|-----|-----------|-------|---------------|
| 477 | 3,627.40  | 30.20 | 1,189,372.64  |
| 480 | 690.80    | 36.19 | 262,504.00    |
| 482 | 2,667.20  | 49.92 | 1,013,536.00  |
| 484 | 1,289.60  | 36.12 | 490,048.00    |
| 485 | 1,026.60  | 27.00 | 300,940.46    |
| 486 | 334.40    | 40.74 | 127,072.00    |
| 487 | 397.00    | 31.52 | 135,860.21    |
| 492 | 5,083.60  | 60.92 | 1,931,768.00  |
| 495 | 478.40    | 13.33 | 69,236.78     |
| 497 | 255.20    | 14.00 | 38,790.40     |
| 499 | 294.20    | 51.39 | 111,796.00    |
| 500 | 440.60    | 56.08 | 167,428.00    |
| 505 | 398.20    | 68.77 | 151,316.00    |
| 507 | 386.40    | 26.79 | 112,389.41    |
| 508 | 2,435.80  | 31.92 | 844,150.85    |
| 511 | 619.80    | 41.86 | 235,524.00    |
| 514 | 147.40    | 72.10 | 56,012.00     |
| 518 | 4,246.20  | 35.72 | 1,613,556.00  |
| 531 | 2,406.60  | 26.41 | 690,061.61    |
| 533 | 1,223.40  | 33.00 | 438,326.74    |
| 534 | 2,280.40  | 37.08 | 866,552.00    |
| 535 | 19,418.20 | 45.79 | 7,378,916.00  |
| 542 | 441.60    | 33.95 | 162,773.76    |
| 544 | 3,313.40  | 44.50 | 1,259,092.00  |
| 545 | 389.40    | 40.35 | 147,972.00    |
| 547 | 611.20    | 51.32 | 232,256.00    |
| 548 | 962.20    | 41.49 | 365,636.00    |
| 549 | 1,510.60  | 27.63 | 453,154.10    |
| 550 | 614.80    | 33.52 | 223,745.04    |
| 553 | 835.00    | 34.20 | 310,047.43    |
| 561 | 245.20    | 66.28 | 93,176.00     |
| 564 | 2,119.40  | 45.79 | 805,372.00    |
| 577 | 453.00    | 34.66 | 170,467.78    |
| 578 | 1,746.00  | 40.49 | 663,480.00    |
| 581 | 443.00    | 53.26 | 168,340.00    |
| 592 | 191.00    | 57.96 | 72,580.00     |
| 593 | 1,271.80  | 40.01 | 483,284.00    |
| 595 | 2,115.80  | 32.06 | 736,467.66    |
| 599 | 496.40    | 48.84 | 188,632.00    |
| 600 | 303.40    | 33.16 | 109,230.93    |
| 601 | 684.20    | 44.60 | 259,996.00    |
| 621 | 12,770.40 | 47.21 | 4,852,752.00  |
| 622 | 11,555.40 | 43.39 | 4,391,052.00  |
| 623 | 8,449.80  | 51.10 | 3,210,924.00  |
| 624 | 9,545.20  | 50.50 | 3,627,176.00  |
| 625 | 39,026.80 | 55.16 | 14,830,184.00 |
| 630 | 401.80    | 39.99 | 152,684.00    |

|     |           |       |              |
|-----|-----------|-------|--------------|
| 635 | 88.00     | 56.93 | 33,440.00    |
| 640 | 472.40    | 31.54 | 161,765.96   |
| 656 | 3,851.00  | 38.62 | 1,463,380.00 |
| 659 | 4,382.40  | 36.96 | 1,665,312.00 |
| 671 | 409.40    | 37.13 | 155,572.00   |
| 676 | 199.00    | 38.85 | 75,620.00    |
| 682 | 1,293.00  | 36.18 | 491,340.00   |
| 690 | 1,082.80  | 27.52 | 323,528.26   |
| 695 | 781.20    | 93.90 | 296,856.00   |
| 696 | 579.00    | 95.00 | 220,020.00   |
| 698 | 225.20    | 32.58 | 79,659.03    |
| 700 | 2,268.60  | 24.14 | 594,580.62   |
| 701 | 2,572.60  | 76.00 | 977,588.00   |
| 704 | 1,960.00  | 37.53 | 744,800.00   |
| 706 | 1,890.40  | 67.75 | 718,352.00   |
| 707 | 104.40    | 26.72 | 30,286.74    |
| 709 | 8,851.00  | 45.23 | 3,363,380.00 |
| 712 | 520.20    | 42.35 | 197,676.00   |
| 716 | 1,759.80  | 37.43 | 668,724.00   |
| 717 | 2,098.80  | 30.42 | 693,179.67   |
| 719 | 9,946.80  | 28.10 | 3,034,626.57 |
| 720 | 9,151.60  | 27.35 | 2,717,502.25 |
| 721 | 4,703.20  | 28.31 | 1,445,602.42 |
| 726 | 3,188.00  | 29.53 | 1,022,109.24 |
| 727 | 3,277.20  | 26.31 | 936,136.87   |
| 728 | 14,567.20 | 29.50 | 4,665,666.04 |
| 738 | 1,140.60  | 36.31 | 433,428.00   |
| 739 | 793.80    | 38.35 | 301,644.00   |
| 740 | 1,462.40  | 37.41 | 555,712.00   |
| 741 | 1,011.20  | 43.21 | 384,256.00   |
| 742 | 11,088.00 | 48.74 | 4,213,440.00 |
| 743 | 1,162.80  | 39.56 | 441,864.00   |
| 745 | 1,925.60  | 34.56 | 722,529.13   |
| 748 | 4,333.60  | 31.78 | 1,495,265.34 |
| 750 | 2,330.00  | 37.48 | 885,400.00   |
| 756 | 839.80    | 48.97 | 319,124.00   |
| 761 | 5,374.00  | 50.38 | 2,042,120.00 |
| 763 | 992.00    | 17.00 | 183,094.86   |
| 768 | 409.20    | 49.74 | 155,496.00   |
| 771 | 175.60    | 63.32 | 66,728.00    |
| 775 | 811.60    | 37.44 | 308,408.00   |
| 777 | 876.20    | 60.85 | 332,956.00   |
| 786 | 501.00    | 52.10 | 190,380.00   |
| 787 | 590.00    | 43.93 | 224,200.00   |
| 801 | 181.20    | 58.95 | 68,856.00    |
| 803 | 411.00    | 51.03 | 156,180.00   |
| 811 | 572.80    | 38.09 | 217,664.00   |

|      |           |       |              |
|------|-----------|-------|--------------|
| 813  | 1,354.40  | 53.66 | 514,672.00   |
| 815  | -         | 2.00  | -            |
| 818  | 637.00    | 38.16 | 242,060.00   |
| 820  | 563.60    | 56.49 | 214,168.00   |
| 821  | 1,150.90  | 33.21 | 414,975.08   |
| 829  | 2,041.00  | 54.01 | 775,580.00   |
| 831  | 6,693.00  | 35.79 | 2,543,340.00 |
| 832  | 3,621.60  | 31.20 | 1,226,791.13 |
| 833  | 20,850.60 | 34.25 | 7,753,444.55 |
| 834  | 9,177.20  | 37.31 | 3,487,336.00 |
| 836  | 246.20    | 78.20 | 93,556.00    |
| 837  | 626.80    | 48.87 | 238,184.00   |
| 840  | 1,119.80  | 45.05 | 425,524.00   |
| 846  | 693.60    | 59.14 | 263,568.00   |
| 850  | 310.20    | 5.00  | 16,839.43    |
| 852  | 153.20    | 68.83 | 58,216.00    |
| 857  | 805.80    | 46.47 | 306,204.00   |
| 858  | 1,028.20  | 57.87 | 390,716.00   |
| 861  | 3,066.20  | 51.16 | 1,165,156.00 |
| 876  | 1,995.20  | 27.03 | 585,528.49   |
| 877  | 6,221.50  | 33.54 | 2,265,550.33 |
| 879  | 2,769.40  | 37.14 | 1,052,372.00 |
| 881  | 903.60    | 34.06 | 334,146.12   |
| 882  | 4,705.40  | 34.07 | 1,740,540.90 |
| 883  | 1,782.80  | 30.39 | 588,232.31   |
| 885  | 7,105.00  | 21.65 | 1,670,081.00 |
| 891  | 581.40    | 52.96 | 220,932.00   |
| 911  | 5,226.20  | 39.17 | 1,985,956.00 |
| 912  | 1,947.40  | 37.21 | 740,012.00   |
| 914  | 291.80    | 29.99 | 95,011.75    |
| 2071 | 1,014.00  | 19.33 | 212,806.73   |
| 2125 | 1,203.40  | 24.79 | 323,893.39   |
| 2134 | 760.40    | 6.00  | 49,534.63    |
| 2135 | 978.80    | 57.88 | 371,944.00   |
| 2137 | 635.80    | 50.71 | 241,604.00   |
| 2142 | 2,040.20  | 34.88 | 772,617.91   |
| 2143 | 859.80    | 58.34 | 326,724.00   |
| 2144 | 3,596.00  | 40.29 | 1,366,480.00 |
| 2149 | 1,305.00  | 37.36 | 495,900.00   |
| 2154 | 1,035.20  | 88.68 | 393,376.00   |
| 2155 | 1,134.40  | 34.76 | 428,116.08   |
| 2159 | 584.40    | 66.25 | 222,072.00   |
| 2164 | 1,824.00  | 40.71 | 693,120.00   |
| 2165 | 1,030.40  | 41.73 | 391,552.00   |
| 2167 | 713.60    | 15.63 | 121,095.88   |
| 2168 | 955.20    | 46.95 | 362,976.00   |
| 2169 | 799.80    | 68.80 | 303,924.00   |

|      |          |       |            |
|------|----------|-------|------------|
| 2170 | 1,232.40 | 49.05 | 468,312.00 |
| 2171 | 258.20   | 39.31 | 98,116.00  |
| 2172 | 831.80   | 41.67 | 316,084.00 |
| 2174 | 1,031.80 | 41.02 | 392,084.00 |
| 2176 | 523.80   | 57.68 | 199,044.00 |
| 2180 | 817.00   | 53.51 | 310,460.00 |
| 2184 | 1,324.00 | 46.82 | 503,120.00 |
| 2190 | 760.40   | 67.64 | 288,952.00 |
| 2198 | 645.20   | 55.34 | 245,176.00 |
| 2215 | 302.20   | 48.65 | 114,836.00 |
| 2310 | 1,247.20 | 20.25 | 274,205.83 |
| 2311 | 478.80   | 17.00 | 88,372.80  |
| 2342 | 846.60   | 42.05 | 321,708.00 |
| 2358 | 211.20   | 58.19 | 80,256.00  |
| 2364 | 651.60   | 40.03 | 247,608.00 |
| 2365 | 767.00   | 53.48 | 291,460.00 |
| 2396 | 899.40   | 40.71 | 341,772.00 |
| 2397 | 1,085.80 | 55.65 | 412,604.00 |
| 2448 | 796.00   | 59.18 | 302,480.00 |
| 2527 | 212.00   | 67.10 | 80,560.00  |
| 2534 | 737.80   | 63.49 | 280,364.00 |
| 2536 | 332.80   | 48.84 | 126,464.00 |
| 2580 | 759.00   | 16.02 | 132,013.96 |
| 2609 | 511.40   | 18.68 | 103,717.77 |
| 2683 | 402.60   | 61.74 | 152,988.00 |
| 2687 | 1,362.60 | 19.78 | 292,624.19 |
| 2689 | 1,196.00 | 26.31 | 341,639.11 |
| 2711 | 1,020.20 | 44.04 | 387,676.00 |
| 2752 | 1,819.40 | 45.71 | 691,372.00 |
| 2753 | 1,049.60 | 34.43 | 392,352.48 |
| 2754 | 510.60   | 48.05 | 194,028.00 |
| 2759 | -        | -     | -          |
| 2769 | 1,146.60 | 32.69 | 406,951.27 |
| 2805 | 1,302.00 | 49.65 | 494,760.00 |
| 2835 | 713.40   | 38.79 | 271,092.00 |
| 2853 | 841.00   | 45.42 | 319,580.00 |
| 2854 | 572.20   | 26.47 | 164,443.74 |
| 2856 | 328.20   | 73.49 | 124,716.00 |
| 2859 | 1,711.00 | 39.40 | 650,180.00 |
| 2860 | 1,139.00 | 57.04 | 432,820.00 |
| 2884 | 440.78   | 76.02 | 167,496.40 |
| 2886 | 339.40   | 56.25 | 128,972.00 |
| 2888 | 362.60   | 57.30 | 137,788.00 |
| 2889 | 785.40   | 24.03 | 204,908.62 |
| 2890 | 615.00   | 69.91 | 233,700.00 |
| 2895 | 1,256.60 | 46.39 | 477,508.00 |
| 2897 | 1,206.40 | 31.71 | 415,339.39 |

|      |          |       |            |
|------|----------|-------|------------|
| 2898 | 400.20   | 64.71 | 152,076.00 |
| 2899 | 1,548.20 | 54.00 | 588,316.00 |
| 2902 | 631.00   | 77.01 | 239,780.00 |
| 2903 | 565.40   | 50.45 | 214,852.00 |
| 2904 | 762.60   | 45.23 | 289,788.00 |
| 2905 | 2,024.60 | 37.83 | 769,348.00 |
| 2906 | 430.00   | 60.12 | 163,400.00 |
| 2907 | 420.40   | 69.01 | 159,752.00 |
| 2908 | 526.40   | 57.92 | 200,032.00 |

| dat_yer | dst_num | dst_tye | lvy_adj_pun_est_2 | dst_ave_age_est | ltm_ini_rev |
|---------|---------|---------|-------------------|-----------------|-------------|
| 19-20   | 1       | 1       | 1239.4            | 50.57           | 470972      |
| 19-20   | 1.2     | 3       | 37443.8           | 57.65           | 14228644    |
| 19-20   | 2       | 1       | 281.2             | 31.63           | 96567.29    |
| 19-20   | 4       | 1       | 529.2             | 47.05           | 201096      |
| 19-20   | 6       | 3       | 3723.4            | 46.92           | 1414892     |
| 19-20   | 11      | 1       | 41826.4           | 43.94           | 15894032    |
| 19-20   | 12      | 1       | 7179.6            | 36.59           | 2728248     |
| 19-20   | 13      | 1       | 3684.2            | 52.61           | 1399996     |
| 19-20   | 14      | 1       | 3229.8            | 53.52           | 1227324     |
| 19-20   | 15      | 1       | 4664.4            | 38.53           | 1772472     |
| 19-20   | 16      | 1       | 6386.8            | 37.78           | 2426984     |
| 19-20   | 21      | 1       | 0                 | 0               | 0           |
| 19-20   | 22      | 1       | 3261.4            | 44.16           | 1239332     |
| 19-20   | 23      | 1       | 988               | 38.72           | 375440      |
| 19-20   | 24      | 1       | 0                 | 0               | 0           |
| 19-20   | 25      | 1       | 69                | 18              | 13484.57    |
| 19-20   | 31      | 1       | 5494.2            | 31.95           | 1905859.49  |
| 19-20   | 32      | 1       | 663.4             | 41.59           | 252092      |
| 19-20   | 36      | 1       | 316.4             | 27.82           | 95567.26    |
| 19-20   | 38      | 1       | 1663              | 26.14           | 471968.9    |
| 19-20   | 47      | 1       | 4796              | 33.08           | 1722503.96  |
| 19-20   | 51      | 1       | 2093.6            | 26.88           | 610996.22   |
| 19-20   | 55      | 1       | 0                 | 0               | 0           |
| 19-20   | 57      | 1       | 0                 | 0               | 0           |
| 19-20   | 58      | 1       | 0                 | 0               | 0           |
| 19-20   | 60      | 1       | 0                 | 0               | 0           |
| 19-20   | 62      | 1       | 0                 | 0               | 0           |
| 19-20   | 70      | 1       | 0                 | 0               | 0           |
| 19-20   | 72      | 1       | 0                 | 0               | 0           |
| 19-20   | 75      | 1       | 728.2             | 37.27           | 276716      |
| 19-20   | 77      | 1       | 9568.6            | 48.73           | 3636068     |
| 19-20   | 78      | 1       | 0                 | 0               | 0           |
| 19-20   | 79      | 1       | 0                 | 0               | 0           |
| 19-20   | 81      | 1       | 150.6             | 49.66           | 57228       |
| 19-20   | 84      | 1       | 629               | 48.81           | 239020      |
| 19-20   | 85      | 1       | 607.4             | 41.17           | 230812      |

|       |     |   |         |       |            |
|-------|-----|---|---------|-------|------------|
| 19-20 | 88  | 1 | 2319.6  | 36.79 | 881448     |
| 19-20 | 91  | 1 | 772.6   | 37.76 | 293588     |
| 19-20 | 93  | 1 | 477.8   | 61.87 | 181564     |
| 19-20 | 94  | 1 | 3035.5  | 35.75 | 1153490    |
| 19-20 | 95  | 1 | 323.8   | 31.35 | 110212.27  |
| 19-20 | 97  | 1 | 695.2   | 9.25  | 69817.94   |
| 19-20 | 99  | 1 | 1362.4  | 41.2  | 517712     |
| 19-20 | 100 | 1 | 404.6   | 40.65 | 153748     |
| 19-20 | 108 | 1 | 1127.6  | 43.79 | 428488     |
| 19-20 | 110 | 1 | 4541    | 24.42 | 1203961.82 |
| 19-20 | 111 | 1 | 1750.8  | 35.57 | 665304     |
| 19-20 | 112 | 1 | 10815.6 | 26.95 | 3164644.56 |
| 19-20 | 113 | 1 | 816     | 44.89 | 310080     |
| 19-20 | 114 | 1 | 0       | 0     | 0          |
| 19-20 | 115 | 1 | 1288    | 32.92 | 460353.28  |
| 19-20 | 116 | 1 | 1301.8  | 26.93 | 380624     |
| 19-20 | 117 | 1 | 0       | 0     | 0          |
| 19-20 | 118 | 1 | 383.2   | 26.53 | 110376.93  |
| 19-20 | 119 | 1 | 0       | 0     | 0          |
| 19-20 | 126 | 1 | 0       | 0     | 0          |
| 19-20 | 127 | 1 | 0       | 0     | 0          |
| 19-20 | 128 | 1 | 0       | 0     | 0          |
| 19-20 | 129 | 1 | 1701.4  | 46.84 | 646532     |
| 19-20 | 138 | 1 | 2900.8  | 30.55 | 962153.92  |
| 19-20 | 139 | 1 | 916.8   | 29.96 | 298216.7   |
| 19-20 | 140 | 1 | 0       | 0     | 0          |
| 19-20 | 141 | 1 | 0       | 0     | 0          |
| 19-20 | 145 | 1 | 0       | 0     | 0          |
| 19-20 | 146 | 1 | 946.8   | 51.55 | 359784     |
| 19-20 | 147 | 1 | 0       | 0     | 0          |
| 19-20 | 150 | 1 | 1098.2  | 33.58 | 400384.89  |
| 19-20 | 152 | 1 | 7518    | 27.78 | 2267514.73 |
| 19-20 | 158 | 1 | 0       | 0     | 0          |
| 19-20 | 161 | 1 | 0       | 0     | 0          |
| 19-20 | 162 | 1 | 1131.2  | 35.89 | 429856     |
| 19-20 | 166 | 1 | 502.6   | 36.9  | 190988     |
| 19-20 | 173 | 1 | 551.8   | 71.75 | 209684     |
| 19-20 | 175 | 1 | 0       | 0     | 0          |
| 19-20 | 177 | 1 | 1179.2  | 43.98 | 448096     |
| 19-20 | 178 | 1 | 0       | 0     | 0          |
| 19-20 | 181 | 1 | 7143.8  | 46    | 2714644    |
| 19-20 | 182 | 1 | 1117.6  | 35.66 | 424688     |
| 19-20 | 186 | 1 | 1959.4  | 29.51 | 627780.57  |
| 19-20 | 191 | 1 | 9479.8  | 44.13 | 3602324    |
| 19-20 | 192 | 1 | 7889.8  | 26.36 | 2258015.68 |
| 19-20 | 194 | 1 | 12462.8 | 30.17 | 4082314.77 |
| 19-20 | 195 | 1 | 744.4   | 33.9  | 273981.74  |

|       |     |   |         |       |            |
|-------|-----|---|---------|-------|------------|
| 19-20 | 196 | 1 | 32028.4 | 35.46 | 12170792   |
| 19-20 | 197 | 1 | 5531    | 44.54 | 2101780    |
| 19-20 | 199 | 1 | 4165.6  | 39.42 | 1582928    |
| 19-20 | 200 | 1 | 4771.6  | 36.87 | 1813208    |
| 19-20 | 201 | 1 | 0       | 0     | 0          |
| 19-20 | 202 | 1 | 0       | 0     | 0          |
| 19-20 | 203 | 1 | 737.8   | 42.4  | 280364     |
| 19-20 | 204 | 1 | 2416.4  | 21.52 | 564581.5   |
| 19-20 | 205 | 1 | 0       | 0     | 0          |
| 19-20 | 206 | 1 | 4693.6  | 22.09 | 1125686.21 |
| 19-20 | 207 | 1 | 0       | 0     | 0          |
| 19-20 | 208 | 1 | 0       | 0     | 0          |
| 19-20 | 209 | 1 | 0       | 0     | 0          |
| 19-20 | 213 | 1 | 917.6   | 35.66 | 348688     |
| 19-20 | 217 | 1 | 0       | 0     | 0          |
| 19-20 | 218 | 1 | 0       | 0     | 0          |
| 19-20 | 219 | 1 | 0       | 0     | 0          |
| 19-20 | 222 | 1 | 0       | 0     | 0          |
| 19-20 | 223 | 1 | 0       | 0     | 0          |
| 19-20 | 224 | 1 | 0       | 0     | 0          |
| 19-20 | 225 | 1 | 0       | 0     | 0          |
| 19-20 | 227 | 1 | 997.6   | 33.63 | 364249.41  |
| 19-20 | 228 | 1 | 0       | 0     | 0          |
| 19-20 | 229 | 1 | 383.4   | 44.21 | 145692     |
| 19-20 | 232 | 1 | 0       | 0     | 0          |
| 19-20 | 233 | 1 | 0       | 0     | 0          |
| 19-20 | 234 | 1 | 0       | 0     | 0          |
| 19-20 | 236 | 1 | 0       | 0     | 0          |
| 19-20 | 237 | 1 | 0       | 0     | 0          |
| 19-20 | 238 | 1 | 271.8   | 68.47 | 103284     |
| 19-20 | 239 | 1 | 759.2   | 34.08 | 280912.68  |
| 19-20 | 240 | 1 | 0       | 0     | 0          |
| 19-20 | 241 | 1 | 3783.8  | 45.27 | 1437844    |
| 19-20 | 242 | 1 | 555     | 36.08 | 210900     |
| 19-20 | 243 | 1 | 0       | 0     | 0          |
| 19-20 | 244 | 1 | 0       | 0     | 0          |
| 19-20 | 245 | 1 | 0       | 0     | 0          |
| 19-20 | 252 | 1 | 1206    | 38.65 | 458280     |
| 19-20 | 253 | 1 | 728.6   | 51.93 | 276868     |
| 19-20 | 254 | 1 | 0       | 0     | 0          |
| 19-20 | 255 | 1 | 1483.8  | 31.68 | 510359.37  |
| 19-20 | 256 | 1 | 2895.2  | 38.86 | 1100176    |
| 19-20 | 258 | 1 | 0       | 0     | 0          |
| 19-20 | 260 | 1 | 0       | 0     | 0          |
| 19-20 | 261 | 1 | 305     | 30.12 | 99740.23   |
| 19-20 | 262 | 1 | 0       | 0     | 0          |
| 19-20 | 263 | 1 | 0       | 0     | 0          |

|       |     |   |          |       |            |
|-------|-----|---|----------|-------|------------|
| 19-20 | 264 | 1 | 114.8    | 83.59 | 43624      |
| 19-20 | 265 | 1 | 0        | 0     | 0          |
| 19-20 | 270 | 1 | 7063.6   | 49.72 | 2684168    |
| 19-20 | 271 | 1 | 11327.2  | 49.65 | 4304336    |
| 19-20 | 272 | 1 | 9567     | 34.59 | 3592873.17 |
| 19-20 | 273 | 1 | 9150.4   | 46.03 | 3477152    |
| 19-20 | 276 | 1 | 11873.8  | 44.62 | 4512044    |
| 19-20 | 277 | 1 | 2729.4   | 51.94 | 1037172    |
| 19-20 | 278 | 1 | 3185     | 46.24 | 1210300    |
| 19-20 | 279 | 1 | 23343.6  | 38.38 | 8870568    |
| 19-20 | 280 | 1 | 4551.6   | 60.59 | 1729608    |
| 19-20 | 281 | 1 | 13165.15 | 49.98 | 5002757    |
| 19-20 | 282 | 1 | 2003.4   | 54.58 | 761292     |
| 19-20 | 283 | 1 | 5107     | 60.02 | 1940660    |
| 19-20 | 284 | 1 | 13494.2  | 35.53 | 5127796    |
| 19-20 | 286 | 1 | 2793.4   | 34.88 | 1057852.6  |
| 19-20 | 294 | 1 | 2192.75  | 66.45 | 833245     |
| 19-20 | 297 | 1 | 392      | 71.46 | 148960     |
| 19-20 | 299 | 1 | 774.2    | 31    | 260573.6   |
| 19-20 | 300 | 1 | 1198     | 44.81 | 455240     |
| 19-20 | 301 | 1 | 0        | 0     | 0          |
| 19-20 | 306 | 1 | 342      | 31.95 | 118634.91  |
| 19-20 | 308 | 1 | 670.8    | 30.25 | 220309.88  |
| 19-20 | 309 | 1 | 1751.8   | 34.58 | 657695.79  |
| 19-20 | 314 | 1 | 808.2    | 37.96 | 307116     |
| 19-20 | 316 | 1 | 1097.2   | 76.22 | 416936     |
| 19-20 | 317 | 1 | 969.2    | 35.86 | 368296     |
| 19-20 | 318 | 1 | 4358     | 35.76 | 1656040    |
| 19-20 | 319 | 1 | 627.2    | 88.12 | 238336     |
| 19-20 | 323 | 2 | 24       | 2     | 521.14     |
| 19-20 | 324 | 1 | 0        | 0     | 0          |
| 19-20 | 325 | 1 | 0        | 0     | 0          |
| 19-20 | 328 | 1 | 0        | 0     | 0          |
| 19-20 | 330 | 1 | 265.2    | 50.99 | 100776     |
| 19-20 | 332 | 1 | 1755.6   | 34    | 648067.2   |
| 19-20 | 333 | 1 | 544.2    | 28.55 | 168686.45  |
| 19-20 | 341 | 1 | 0        | 0     | 0          |
| 19-20 | 345 | 1 | 1694     | 32.67 | 600866.64  |
| 19-20 | 346 | 1 | 0        | 0     | 0          |
| 19-20 | 347 | 1 | 4589.6   | 39.18 | 1744048    |
| 19-20 | 351 | 1 | 0        | 0     | 0          |
| 19-20 | 352 | 1 | 0        | 0     | 0          |
| 19-20 | 353 | 1 | 0        | 0     | 0          |
| 19-20 | 354 | 1 | 0        | 0     | 0          |
| 19-20 | 356 | 1 | 175.6    | 56.29 | 66728      |
| 19-20 | 361 | 1 | 1118     | 54.68 | 424840     |
| 19-20 | 362 | 1 | 368.8    | 23    | 92094.63   |

|       |     |   |        |       |           |
|-------|-----|---|--------|-------|-----------|
| 19-20 | 363 | 1 | 259.6  | 39.57 | 98648     |
| 19-20 | 371 | 1 | 0      | 0     | 0         |
| 19-20 | 376 | 1 | 0      | 0     | 0         |
| 19-20 | 377 | 1 | 0      | 0     | 0         |
| 19-20 | 378 | 1 | 582.2  | 44.32 | 221236    |
| 19-20 | 381 | 1 | 1511   | 38.04 | 574180    |
| 19-20 | 390 | 1 | 500.2  | 26.03 | 141362.24 |
| 19-20 | 391 | 1 | 588    | 53.18 | 223440    |
| 19-20 | 392 | 1 | 0      | 0     | 0         |
| 19-20 | 393 | 1 | 0      | 0     | 0         |
| 19-20 | 394 | 1 | 0      | 0     | 0         |
| 19-20 | 395 | 1 | 0      | 0     | 0         |
| 19-20 | 402 | 1 | 140.4  | 68.37 | 53352     |
| 19-20 | 403 | 1 | 157.2  | 80.88 | 59736     |
| 19-20 | 404 | 1 | 215.2  | 54.83 | 81776     |
| 19-20 | 408 | 1 | 0      | 0     | 0         |
| 19-20 | 409 | 1 | 0      | 0     | 0         |
| 19-20 | 411 | 1 | 0      | 0     | 0         |
| 19-20 | 412 | 1 | 0      | 0     | 0         |
| 19-20 | 413 | 1 | 2765.2 | 36.33 | 1050776   |
| 19-20 | 414 | 1 | 517.4  | 52.76 | 196612    |
| 19-20 | 415 | 1 | 209    | 67.69 | 79420     |
| 19-20 | 417 | 1 | 0      | 0     | 0         |
| 19-20 | 418 | 1 | 0      | 0     | 0         |
| 19-20 | 421 | 1 | 0      | 0     | 0         |
| 19-20 | 422 | 1 | 0      | 0     | 0         |
| 19-20 | 423 | 1 | 2995   | 50.99 | 1138100   |
| 19-20 | 424 | 1 | 512.6  | 46.95 | 194788    |
| 19-20 | 425 | 1 | 0      | 0     | 0         |
| 19-20 | 426 | 1 | 0      | 0     | 0         |
| 19-20 | 427 | 1 | 0      | 0     | 0         |
| 19-20 | 432 | 1 | 643.6  | 41.96 | 244568    |
| 19-20 | 435 | 1 | 738.2  | 33.12 | 265448.28 |
| 19-20 | 436 | 1 | 0      | 0     | 0         |
| 19-20 | 437 | 1 | 0      | 0     | 0         |
| 19-20 | 440 | 1 | 0      | 0     | 0         |
| 19-20 | 441 | 1 | 493.8  | 39.55 | 187644    |
| 19-20 | 442 | 1 | 0      | 0     | 0         |
| 19-20 | 443 | 1 | 0      | 0     | 0         |
| 19-20 | 444 | 1 | 0      | 0     | 0         |
| 19-20 | 446 | 1 | 0      | 0     | 0         |
| 19-20 | 447 | 1 | 159.6  | 48.84 | 60648     |
| 19-20 | 451 | 1 | 0      | 0     | 0         |
| 19-20 | 453 | 1 | 0      | 0     | 0         |
| 19-20 | 454 | 1 | 0      | 0     | 0         |
| 19-20 | 456 | 1 | 0      | 0     | 0         |
| 19-20 | 457 | 1 | 0      | 0     | 0         |

|       |     |   |         |       |            |
|-------|-----|---|---------|-------|------------|
| 19-20 | 458 | 1 | 240.6   | 65.78 | 91428      |
| 19-20 | 459 | 1 | 0       | 0     | 0          |
| 19-20 | 460 | 1 | 0       | 0     | 0          |
| 19-20 | 461 | 1 | 0       | 0     | 0          |
| 19-20 | 463 | 1 | 1043    | 41.31 | 396340     |
| 19-20 | 464 | 1 | 0       | 0     | 0          |
| 19-20 | 465 | 1 | 1683.2  | 48.35 | 639616     |
| 19-20 | 466 | 1 | 2372.8  | 41.59 | 901664     |
| 19-20 | 473 | 1 | 464.2   | 34.65 | 174632.04  |
| 19-20 | 477 | 1 | 3627.4  | 30.2  | 1189372.64 |
| 19-20 | 480 | 1 | 690.8   | 36.19 | 262504     |
| 19-20 | 482 | 1 | 2667.2  | 49.92 | 1013536    |
| 19-20 | 483 | 1 | 0       | 0     | 0          |
| 19-20 | 484 | 1 | 1289.6  | 36.12 | 490048     |
| 19-20 | 485 | 1 | 1026.6  | 27    | 300940.46  |
| 19-20 | 486 | 1 | 334.4   | 40.74 | 127072     |
| 19-20 | 487 | 1 | 397     | 31.52 | 135860.21  |
| 19-20 | 492 | 1 | 5083.6  | 60.92 | 1931768    |
| 19-20 | 495 | 1 | 478.4   | 13.33 | 69236.78   |
| 19-20 | 497 | 1 | 255.2   | 14    | 38790.4    |
| 19-20 | 499 | 1 | 294.2   | 51.39 | 111796     |
| 19-20 | 500 | 1 | 440.6   | 56.08 | 167428     |
| 19-20 | 504 | 1 | 0       | 0     | 0          |
| 19-20 | 505 | 1 | 398.2   | 68.77 | 151316     |
| 19-20 | 507 | 1 | 386.4   | 26.79 | 112389.41  |
| 19-20 | 508 | 1 | 2435.8  | 31.92 | 844150.85  |
| 19-20 | 511 | 1 | 619.8   | 41.86 | 235524     |
| 19-20 | 513 | 1 | 0       | 0     | 0          |
| 19-20 | 514 | 1 | 147.4   | 72.1  | 56012      |
| 19-20 | 516 | 1 | 0       | 0     | 0          |
| 19-20 | 518 | 1 | 4246.2  | 35.72 | 1613556    |
| 19-20 | 521 | 1 | 0       | 0     | 0          |
| 19-20 | 522 | 1 | 0       | 0     | 0          |
| 19-20 | 523 | 1 | 0       | 0     | 0          |
| 19-20 | 524 | 1 | 0       | 0     | 0          |
| 19-20 | 525 | 1 | 0       | 0     | 0          |
| 19-20 | 526 | 1 | 0       | 0     | 0          |
| 19-20 | 531 | 1 | 2406.6  | 26.41 | 690061.61  |
| 19-20 | 533 | 1 | 1223.4  | 33    | 438326.74  |
| 19-20 | 534 | 1 | 2280.4  | 37.08 | 866552     |
| 19-20 | 535 | 1 | 19418.2 | 45.79 | 7378916    |
| 19-20 | 542 | 1 | 441.6   | 33.95 | 162773.76  |
| 19-20 | 543 | 1 | 0       | 0     | 0          |
| 19-20 | 544 | 1 | 3313.4  | 44.5  | 1259092    |
| 19-20 | 545 | 1 | 389.4   | 40.35 | 147972     |
| 19-20 | 547 | 1 | 611.2   | 51.32 | 232256     |
| 19-20 | 548 | 1 | 962.2   | 41.49 | 365636     |

|       |     |   |         |       |           |
|-------|-----|---|---------|-------|-----------|
| 19-20 | 549 | 1 | 1510.6  | 27.63 | 453154.1  |
| 19-20 | 550 | 1 | 614.8   | 33.52 | 223745.04 |
| 19-20 | 553 | 1 | 835     | 34.2  | 310047.43 |
| 19-20 | 561 | 1 | 245.2   | 66.28 | 93176     |
| 19-20 | 564 | 1 | 2119.4  | 45.79 | 805372    |
| 19-20 | 566 | 1 | 0       | 0     | 0         |
| 19-20 | 570 | 1 | 0       | 0     | 0         |
| 19-20 | 573 | 1 | 0       | 0     | 0         |
| 19-20 | 576 | 1 | 0       | 0     | 0         |
| 19-20 | 577 | 1 | 453     | 34.66 | 170467.78 |
| 19-20 | 578 | 1 | 1746    | 40.49 | 663480    |
| 19-20 | 581 | 1 | 443     | 53.26 | 168340    |
| 19-20 | 582 | 1 | 0       | 0     | 0         |
| 19-20 | 583 | 1 | 0       | 0     | 0         |
| 19-20 | 584 | 1 | 0       | 0     | 0         |
| 19-20 | 592 | 1 | 191     | 57.96 | 72580     |
| 19-20 | 593 | 1 | 1271.8  | 40.01 | 483284    |
| 19-20 | 595 | 1 | 2115.8  | 32.06 | 736467.66 |
| 19-20 | 597 | 1 | 0       | 0     | 0         |
| 19-20 | 599 | 1 | 496.4   | 48.84 | 188632    |
| 19-20 | 600 | 1 | 303.4   | 33.16 | 109230.93 |
| 19-20 | 601 | 1 | 684.2   | 44.6  | 259996    |
| 19-20 | 603 | 1 | 0       | 0     | 0         |
| 19-20 | 604 | 1 | 0       | 0     | 0         |
| 19-20 | 611 | 1 | 0       | 0     | 0         |
| 19-20 | 612 | 1 | 0       | 0     | 0         |
| 19-20 | 614 | 1 | 0       | 0     | 0         |
| 19-20 | 615 | 1 | 0       | 0     | 0         |
| 19-20 | 621 | 1 | 12770.4 | 47.21 | 4852752   |
| 19-20 | 622 | 1 | 11555.4 | 43.39 | 4391052   |
| 19-20 | 623 | 1 | 8449.8  | 51.1  | 3210924   |
| 19-20 | 624 | 1 | 9545.2  | 50.5  | 3627176   |
| 19-20 | 625 | 1 | 39026.8 | 55.16 | 14830184  |
| 19-20 | 627 | 1 | 0       | 0     | 0         |
| 19-20 | 628 | 1 | 0       | 0     | 0         |
| 19-20 | 630 | 1 | 401.8   | 39.99 | 152684    |
| 19-20 | 631 | 1 | 0       | 0     | 0         |
| 19-20 | 633 | 1 | 0       | 0     | 0         |
| 19-20 | 635 | 1 | 88      | 56.93 | 33440     |
| 19-20 | 636 | 1 | 0       | 0     | 0         |
| 19-20 | 637 | 1 | 0       | 0     | 0         |
| 19-20 | 638 | 1 | 0       | 0     | 0         |
| 19-20 | 640 | 1 | 472.4   | 31.54 | 161765.96 |
| 19-20 | 641 | 1 | 0       | 0     | 0         |
| 19-20 | 646 | 1 | 0       | 0     | 0         |
| 19-20 | 647 | 1 | 0       | 0     | 0         |
| 19-20 | 648 | 1 | 0       | 0     | 0         |

|       |     |   |         |       |            |
|-------|-----|---|---------|-------|------------|
| 19-20 | 649 | 1 | 0       | 0     | 0          |
| 19-20 | 650 | 1 | 0       | 0     | 0          |
| 19-20 | 651 | 1 | 0       | 0     | 0          |
| 19-20 | 652 | 1 | 0       | 0     | 0          |
| 19-20 | 653 | 1 | 0       | 0     | 0          |
| 19-20 | 654 | 1 | 0       | 0     | 0          |
| 19-20 | 655 | 1 | 0       | 0     | 0          |
| 19-20 | 656 | 1 | 3851    | 38.62 | 1463380    |
| 19-20 | 657 | 1 | 0       | 0     | 0          |
| 19-20 | 659 | 1 | 4382.4  | 36.96 | 1665312    |
| 19-20 | 669 | 1 | 0       | 0     | 0          |
| 19-20 | 670 | 1 | 0       | 0     | 0          |
| 19-20 | 671 | 1 | 409.4   | 37.13 | 155572     |
| 19-20 | 676 | 1 | 199     | 38.85 | 75620      |
| 19-20 | 678 | 1 | 0       | 0     | 0          |
| 19-20 | 682 | 1 | 1293    | 36.18 | 491340     |
| 19-20 | 690 | 1 | 1082.8  | 27.52 | 323528.26  |
| 19-20 | 691 | 1 | 0       | 0     | 0          |
| 19-20 | 692 | 1 | 0       | 0     | 0          |
| 19-20 | 693 | 1 | 0       | 0     | 0          |
| 19-20 | 695 | 1 | 781.2   | 93.9  | 296856     |
| 19-20 | 696 | 1 | 579     | 95    | 220020     |
| 19-20 | 697 | 1 | 0       | 0     | 0          |
| 19-20 | 698 | 1 | 225.2   | 32.58 | 79659.03   |
| 19-20 | 699 | 1 | 0       | 0     | 0          |
| 19-20 | 700 | 1 | 2268.6  | 24.14 | 594580.62  |
| 19-20 | 701 | 1 | 2572.6  | 76    | 977588     |
| 19-20 | 704 | 1 | 1960    | 37.53 | 744800     |
| 19-20 | 706 | 1 | 1890.4  | 67.75 | 718352     |
| 19-20 | 707 | 1 | 104.4   | 26.72 | 30286.74   |
| 19-20 | 708 | 1 | 0       | 0     | 0          |
| 19-20 | 709 | 1 | 8851    | 45.23 | 3363380    |
| 19-20 | 710 | 1 | 0       | 0     | 0          |
| 19-20 | 712 | 1 | 520.2   | 42.35 | 197676     |
| 19-20 | 716 | 1 | 1759.8  | 37.43 | 668724     |
| 19-20 | 717 | 1 | 2098.8  | 30.42 | 693179.67  |
| 19-20 | 719 | 1 | 9946.8  | 28.1  | 3034626.57 |
| 19-20 | 720 | 1 | 9151.6  | 27.35 | 2717502.25 |
| 19-20 | 721 | 1 | 4703.2  | 28.31 | 1445602.42 |
| 19-20 | 726 | 1 | 3188    | 29.53 | 1022109.24 |
| 19-20 | 727 | 1 | 3277.2  | 26.31 | 936136.87  |
| 19-20 | 728 | 1 | 14567.2 | 29.5  | 4665666.04 |
| 19-20 | 731 | 1 | 0       | 0     | 0          |
| 19-20 | 732 | 1 | 0       | 0     | 0          |
| 19-20 | 733 | 1 | 0       | 0     | 0          |
| 19-20 | 734 | 1 | 0       | 0     | 0          |
| 19-20 | 735 | 1 | 0       | 0     | 0          |

|       |     |   |         |       |            |
|-------|-----|---|---------|-------|------------|
| 19-20 | 736 | 1 | 0       | 0     | 0          |
| 19-20 | 737 | 1 | 0       | 0     | 0          |
| 19-20 | 738 | 1 | 1140.6  | 36.31 | 433428     |
| 19-20 | 739 | 1 | 793.8   | 38.35 | 301644     |
| 19-20 | 740 | 1 | 1462.4  | 37.41 | 555712     |
| 19-20 | 741 | 1 | 1011.2  | 43.21 | 384256     |
| 19-20 | 742 | 1 | 11088   | 48.74 | 4213440    |
| 19-20 | 743 | 1 | 1162.8  | 39.56 | 441864     |
| 19-20 | 745 | 1 | 1925.6  | 34.56 | 722529.13  |
| 19-20 | 748 | 1 | 4333.6  | 31.78 | 1495265.34 |
| 19-20 | 750 | 1 | 2330    | 37.48 | 885400     |
| 19-20 | 756 | 1 | 839.8   | 48.97 | 319124     |
| 19-20 | 761 | 1 | 5374    | 50.38 | 2042120    |
| 19-20 | 762 | 1 | 0       | 0     | 0          |
| 19-20 | 763 | 1 | 992     | 17    | 183094.86  |
| 19-20 | 768 | 1 | 409.2   | 49.74 | 155496     |
| 19-20 | 769 | 1 | 0       | 0     | 0          |
| 19-20 | 771 | 1 | 175.6   | 63.32 | 66728      |
| 19-20 | 775 | 1 | 811.6   | 37.44 | 308408     |
| 19-20 | 777 | 1 | 876.2   | 60.85 | 332956     |
| 19-20 | 784 | 1 | 0       | 0     | 0          |
| 19-20 | 786 | 1 | 501     | 52.1  | 190380     |
| 19-20 | 787 | 1 | 590     | 43.93 | 224200     |
| 19-20 | 789 | 1 | 0       | 0     | 0          |
| 19-20 | 790 | 1 | 0       | 0     | 0          |
| 19-20 | 791 | 1 | 0       | 0     | 0          |
| 19-20 | 792 | 1 | 0       | 0     | 0          |
| 19-20 | 793 | 1 | 0       | 0     | 0          |
| 19-20 | 801 | 1 | 181.2   | 58.95 | 68856      |
| 19-20 | 803 | 1 | 411     | 51.03 | 156180     |
| 19-20 | 806 | 1 | 0       | 0     | 0          |
| 19-20 | 809 | 1 | 0       | 0     | 0          |
| 19-20 | 810 | 1 | 0       | 0     | 0          |
| 19-20 | 811 | 1 | 572.8   | 38.09 | 217664     |
| 19-20 | 813 | 1 | 1354.4  | 53.66 | 514672     |
| 19-20 | 815 | 2 | 0       | 2     | 0          |
| 19-20 | 818 | 1 | 637     | 38.16 | 242060     |
| 19-20 | 819 | 1 | 0       | 0     | 0          |
| 19-20 | 820 | 1 | 563.6   | 56.49 | 214168     |
| 19-20 | 821 | 1 | 1150.9  | 33.21 | 414975.08  |
| 19-20 | 827 | 1 | 0       | 0     | 0          |
| 19-20 | 829 | 1 | 2041    | 54.01 | 775580     |
| 19-20 | 830 | 1 | 0       | 0     | 0          |
| 19-20 | 831 | 1 | 6693    | 35.79 | 2543340    |
| 19-20 | 832 | 1 | 3621.6  | 31.2  | 1226791.13 |
| 19-20 | 833 | 1 | 20850.6 | 34.25 | 7753444.55 |
| 19-20 | 834 | 1 | 9177.2  | 37.31 | 3487336    |

|       |      |   |        |       |            |
|-------|------|---|--------|-------|------------|
| 19-20 | 836  | 1 | 246.2  | 78.2  | 93556      |
| 19-20 | 837  | 1 | 626.8  | 48.87 | 238184     |
| 19-20 | 840  | 1 | 1119.8 | 45.05 | 425524     |
| 19-20 | 846  | 1 | 693.6  | 59.14 | 263568     |
| 19-20 | 850  | 1 | 310.2  | 5     | 16839.43   |
| 19-20 | 852  | 1 | 153.2  | 68.83 | 58216      |
| 19-20 | 857  | 1 | 805.8  | 46.47 | 306204     |
| 19-20 | 858  | 1 | 1028.2 | 57.87 | 390716     |
| 19-20 | 861  | 1 | 3066.2 | 51.16 | 1165156    |
| 19-20 | 876  | 1 | 1995.2 | 27.03 | 585528.49  |
| 19-20 | 877  | 1 | 6221.5 | 33.54 | 2265550.33 |
| 19-20 | 879  | 1 | 2769.4 | 37.14 | 1052372    |
| 19-20 | 880  | 1 | 0      | 0     | 0          |
| 19-20 | 881  | 1 | 903.6  | 34.06 | 334146.12  |
| 19-20 | 882  | 1 | 4705.4 | 34.07 | 1740540.9  |
| 19-20 | 883  | 1 | 1782.8 | 30.39 | 588232.31  |
| 19-20 | 885  | 1 | 7105   | 21.65 | 1670081    |
| 19-20 | 891  | 1 | 581.4  | 52.96 | 220932     |
| 19-20 | 892  | 1 | 0      | 0     | 0          |
| 19-20 | 893  | 1 | 0      | 0     | 0          |
| 19-20 | 894  | 1 | 0      | 0     | 0          |
| 19-20 | 896  | 1 | 0      | 0     | 0          |
| 19-20 | 911  | 1 | 5226.2 | 39.17 | 1985956    |
| 19-20 | 912  | 1 | 1947.4 | 37.21 | 740012     |
| 19-20 | 913  | 1 | 0      | 0     | 0          |
| 19-20 | 914  | 1 | 291.8  | 29.99 | 95011.75   |
| 19-20 | 918  | 1 | 0      | 0     | 0          |
| 19-20 | 2071 | 1 | 1014   | 19.33 | 212806.73  |
| 19-20 | 2125 | 1 | 1203.4 | 24.79 | 323893.39  |
| 19-20 | 2134 | 1 | 760.4  | 6     | 49534.63   |
| 19-20 | 2135 | 1 | 978.8  | 57.88 | 371944     |
| 19-20 | 2137 | 1 | 635.8  | 50.71 | 241604     |
| 19-20 | 2142 | 1 | 2040.2 | 34.88 | 772617.91  |
| 19-20 | 2143 | 1 | 859.8  | 58.34 | 326724     |
| 19-20 | 2144 | 1 | 3596   | 40.29 | 1366480    |
| 19-20 | 2148 | 1 | 0      | 0     | 0          |
| 19-20 | 2149 | 1 | 1305   | 37.36 | 495900     |
| 19-20 | 2153 | 1 | 0      | 0     | 0          |
| 19-20 | 2154 | 1 | 1035.2 | 88.68 | 393376     |
| 19-20 | 2155 | 1 | 1134.4 | 34.76 | 428116.08  |
| 19-20 | 2159 | 1 | 584.4  | 66.25 | 222072     |
| 19-20 | 2163 | 1 | 0      | 0     | 0          |
| 19-20 | 2164 | 1 | 1824   | 40.71 | 693120     |
| 19-20 | 2165 | 1 | 1030.4 | 41.73 | 391552     |
| 19-20 | 2167 | 1 | 713.6  | 15.63 | 121095.88  |
| 19-20 | 2168 | 1 | 955.2  | 46.95 | 362976     |
| 19-20 | 2169 | 1 | 799.8  | 68.8  | 303924     |

|       |      |   |        |       |           |
|-------|------|---|--------|-------|-----------|
| 19-20 | 2170 | 1 | 1232.4 | 49.05 | 468312    |
| 19-20 | 2171 | 1 | 258.2  | 39.31 | 98116     |
| 19-20 | 2172 | 1 | 831.8  | 41.67 | 316084    |
| 19-20 | 2174 | 1 | 1031.8 | 41.02 | 392084    |
| 19-20 | 2176 | 1 | 523.8  | 57.68 | 199044    |
| 19-20 | 2180 | 1 | 817    | 53.51 | 310460    |
| 19-20 | 2183 | 1 | 0      | 0     | 0         |
| 19-20 | 2184 | 1 | 1324   | 46.82 | 503120    |
| 19-20 | 2190 | 1 | 760.4  | 67.64 | 288952    |
| 19-20 | 2198 | 1 | 645.2  | 55.34 | 245176    |
| 19-20 | 2215 | 1 | 302.2  | 48.65 | 114836    |
| 19-20 | 2310 | 1 | 1247.2 | 20.25 | 274205.83 |
| 19-20 | 2311 | 1 | 478.8  | 17    | 88372.8   |
| 19-20 | 2342 | 1 | 846.6  | 42.05 | 321708    |
| 19-20 | 2358 | 1 | 211.2  | 58.19 | 80256     |
| 19-20 | 2359 | 1 | 0      | 0     | 0         |
| 19-20 | 2364 | 1 | 651.6  | 40.03 | 247608    |
| 19-20 | 2365 | 1 | 767    | 53.48 | 291460    |
| 19-20 | 2396 | 1 | 899.4  | 40.71 | 341772    |
| 19-20 | 2397 | 1 | 1085.8 | 55.65 | 412604    |
| 19-20 | 2448 | 1 | 796    | 59.18 | 302480    |
| 19-20 | 2527 | 1 | 212    | 67.1  | 80560     |
| 19-20 | 2534 | 1 | 737.8  | 63.49 | 280364    |
| 19-20 | 2536 | 1 | 332.8  | 48.84 | 126464    |
| 19-20 | 2580 | 1 | 759    | 16.02 | 132013.96 |
| 19-20 | 2609 | 1 | 511.4  | 18.68 | 103717.77 |
| 19-20 | 2683 | 1 | 402.6  | 61.74 | 152988    |
| 19-20 | 2687 | 1 | 1362.6 | 19.78 | 292624.19 |
| 19-20 | 2689 | 1 | 1196   | 26.31 | 341639.11 |
| 19-20 | 2711 | 1 | 1020.2 | 44.04 | 387676    |
| 19-20 | 2752 | 1 | 1819.4 | 45.71 | 691372    |
| 19-20 | 2753 | 1 | 1049.6 | 34.43 | 392352.48 |
| 19-20 | 2754 | 1 | 510.6  | 48.05 | 194028    |
| 19-20 | 2758 | 1 | 0      | 0     | 0         |
| 19-20 | 2759 | 1 | 0      | 0     | 0         |
| 19-20 | 2769 | 1 | 1146.6 | 32.69 | 406951.27 |
| 19-20 | 2805 | 1 | 1302   | 49.65 | 494760    |
| 19-20 | 2835 | 1 | 713.4  | 38.79 | 271092    |
| 19-20 | 2853 | 1 | 841    | 45.42 | 319580    |
| 19-20 | 2854 | 1 | 572.2  | 26.47 | 164443.74 |
| 19-20 | 2856 | 1 | 328.2  | 73.49 | 124716    |
| 19-20 | 2859 | 1 | 1711   | 39.4  | 650180    |
| 19-20 | 2860 | 1 | 1139   | 57.04 | 432820    |
| 19-20 | 2862 | 1 | 0      | 0     | 0         |
| 19-20 | 2884 | 1 | 440.78 | 76.02 | 167496.4  |
| 19-20 | 2886 | 1 | 339.4  | 56.25 | 128972    |
| 19-20 | 2887 | 1 | 0      | 0     | 0         |

|       |      |   |        |       |           |
|-------|------|---|--------|-------|-----------|
| 19-20 | 2888 | 1 | 362.6  | 57.3  | 137788    |
| 19-20 | 2889 | 1 | 785.4  | 24.03 | 204908.62 |
| 19-20 | 2890 | 1 | 615    | 69.91 | 233700    |
| 19-20 | 2895 | 1 | 1256.6 | 46.39 | 477508    |
| 19-20 | 2897 | 1 | 1206.4 | 31.71 | 415339.39 |
| 19-20 | 2898 | 1 | 400.2  | 64.71 | 152076    |
| 19-20 | 2899 | 1 | 1548.2 | 54    | 588316    |
| 19-20 | 2902 | 1 | 631    | 77.01 | 239780    |
| 19-20 | 2903 | 1 | 565.4  | 50.45 | 214852    |
| 19-20 | 2904 | 1 | 762.6  | 45.23 | 289788    |
| 19-20 | 2905 | 1 | 2024.6 | 37.83 | 769348    |
| 19-20 | 2906 | 1 | 430    | 60.12 | 163400    |
| 19-20 | 2907 | 1 | 420.4  | 69.01 | 159752    |
| 19-20 | 2908 | 1 | 526.4  | 57.92 | 200032    |

| 72,181,665.71 | 49,969,942.00 | 353,444,913.89 | 508,520,675.98 | 19,200,570.00     |
|---------------|---------------|----------------|----------------|-------------------|
| col7          | col8          | col9           | col10          | col11             |
| Added Revenue | Old Law H&S   | Total Old      | Sum District   | Revenue Reduction |
| -             | -             | 79,321.60      | 470,972.00     | -                 |
| -             | 3,080,408.00  | 28,964,674.00  | 28,964,674.00  | -                 |
| -             | 11,884.00     | 28,147.96      | 96,567.29      | -                 |
| -             | 47,650.00     | 81,518.80      | 201,096.00     | -                 |
| -             | 430,000.00    | 668,297.60     | 1,414,892.00   | -                 |
| -             | -             | 5,114,252.72   | 15,894,032.00  | 3,000,000.00      |
| -             | 235,500.00    | 694,994.40     | 2,728,248.00   | -                 |
| -             | 271,300.00    | 507,088.80     | 1,399,996.00   | -                 |
| 1,992,323.00  | -             | 2,199,030.20   | 3,219,647.00   | -                 |
| 865,007.15    | 158,176.00    | 1,321,704.75   | 2,637,479.15   | -                 |
| 592,564.73    | 331,501.00    | 1,332,820.93   | 3,019,548.73   | -                 |
| -             | 201,100.00    | 409,829.60     | 1,239,332.00   | -                 |
| -             | 46,700.00     | 109,932.00     | 375,440.00     | -                 |
| -             | 8,224.00      | 10,495.09      | 13,484.57      | -                 |
| -             | -             | 320,986.86     | 1,905,859.49   | -                 |
| 183,118.88    | -             | 225,576.48     | 435,210.88     | -                 |
| -             | -             | 16,095.54      | 95,567.26      | -                 |
| -             | -             | 79,489.50      | 471,968.90     | -                 |
| -             | -             | 290,105.93     | 1,722,503.96   | -                 |
| -             | 70,000.00     | 172,904.63     | 610,996.22     | -                 |
| -             | -             | 46,604.80      | 276,716.00     | -                 |
| -             | 650,000.00    | 650,000.00     | 3,636,068.00   | -                 |
| -             | 20,250.00     | 29,888.40      | 57,228.00      | -                 |
| 338,775.30    | 42,000.00     | 421,031.30     | 577,795.30     | -                 |
| -             | -             | 38,873.60      | 230,812.00     | -                 |
| 560,142.65    | 181,450.00    | 890,047.05     | 1,441,590.65   | -                 |
| 103,924.00    | 35,775.00     | 189,145.40     | 397,512.00     | -                 |
| 377,685.00    | 33,352.00     | 441,616.20     | 559,249.00     | -                 |
| 720,963.05    | 104,500.00    | 1,019,735.05   | 1,874,453.05   | -                 |
| -             | 21,000.00     | 39,562.07      | 110,212.27     | -                 |
| -             | -             | 11,758.81      | 69,817.94      | -                 |
| 135,395.06    | 56,500.00     | 279,088.66     | 653,107.06     | -                 |
| -             | -             | 25,894.40      | 153,748.00     | -                 |
| -             | -             | 72,166.40      | 428,488.00     | -                 |
| 545,600.54    | 226,075.00    | 974,448.06     | 1,749,562.36   | -                 |
| 125,971.16    | 87,000.00     | 325,022.36     | 791,275.16     | -                 |
| -             | -             | 5,885,828.21   | 5,885,828.21   | -                 |
| 282,732.16    | 32,327.00     | 367,283.16     | 592,812.16     | -                 |
| 60,907.70     | 48,500.00     | 186,940.88     | 521,260.98     | -                 |
| -             | 10,000.00     | 74,105.09      | 380,624.00     | -                 |
| -             | 33,830.00     | 52,419.80      | 110,376.93     | -                 |

|              |              |               |               |            |
|--------------|--------------|---------------|---------------|------------|
| 1,149,655.68 | -            | 1,258,545.28  | 1,796,187.68  | -          |
| -            | 79,000.00    | 241,046.98    | 962,153.92    | -          |
| -            | 91,000.00    | 141,225.97    | 298,216.70    | -          |
| -            | -            | 60,595.20     | 359,784.00    | -          |
| -            | 27,775.00    | 95,208.24     | 400,384.89    | -          |
| -            | -            | 381,897.22    | 2,267,514.73  | -          |
| 439,362.39   | -            | 511,759.19    | 869,218.39    | -          |
| 417,623.96   | 70,300.00    | 520,090.36    | 608,611.96    | -          |
| -            | -            | 35,315.20     | 209,684.00    | -          |
| -            | 79,519.00    | 154,987.80    | 448,096.00    | -          |
| 43,831.42    | 330,170.00   | 831,204.62    | 2,758,475.42  | -          |
| -            | 55,925.00    | 127,451.40    | 424,688.00    | -          |
| -            | 32,500.00    | 138,231.46    | 627,780.57    | -          |
| -            | 558,742.00   | 8,822,038.00  | 8,822,038.00  | -          |
| 184,896.91   | 312,173.00   | 877,367.29    | 2,442,912.59  | 450,000.00 |
| -            | 595,000.00   | 2,076,040.05  | 4,082,314.77  | -          |
| 20,479.43    | -            | 66,623.72     | 294,461.17    | -          |
| -            | 904,000.00   | 1,336,600.00  | 12,170,792.00 | -          |
| -            | 561,176.00   | 915,160.00    | 2,101,780.00  | -          |
| 565,035.76   | -            | 831,634.16    | 2,147,963.76  | -          |
| 347,031.28   | 154,956.00   | 807,369.68    | 2,160,239.28  | -          |
| 515,889.34   | 34,400.00    | 597,508.54    | 796,253.34    | -          |
| 266,755.53   | 64,900.00    | 426,742.94    | 831,337.03    | -          |
| 802,870.00   | -            | 992,459.26    | 1,928,556.21  | -          |
| -            | -            | 58,726.40     | 348,688.00    | -          |
| 130,443.57   | 41,880.00    | 233,670.84    | 494,692.98    | -          |
| -            | -            | 24,537.60     | 145,692.00    | -          |
| -            | -            | 17,395.20     | 103,284.00    | -          |
| -            | 53,250.00    | 100,561.61    | 280,912.68    | -          |
| 1,084,597.10 | 199,110.00   | 1,525,870.30  | 2,522,441.10  | -          |
| 524,802.87   | -            | 560,322.87    | 735,702.87    | -          |
| 192,586.29   | -            | 269,770.29    | 650,866.29    | -          |
| -            | 24,514.00    | 71,144.40     | 276,868.00    | -          |
| -            | 64,006.00    | 149,961.26    | 510,359.37    | -          |
| 85,890.00    | -            | 271,182.80    | 1,186,066.00  | -          |
| -            | 19,060.00    | 35,858.35     | 99,740.23     | -          |
| -            | 26,000.00    | 33,347.20     | 43,624.00     | -          |
| 486,055.30   | -            | 7,535,628.07  | 7,535,628.07  | -          |
| -            | 1,051,000.00 | 7,948,912.09  | 7,948,912.09  | -          |
| -            | 533,500.00   | 7,886,124.42  | 7,886,124.42  | -          |
| -            | 307,303.00   | 8,454,228.00  | 8,454,228.00  | -          |
| -            | 488,892.00   | 5,642,677.00  | 5,642,677.00  | -          |
| -            | 178,583.00   | 353,264.60    | 1,037,172.00  | -          |
| 43,942.74    | 283,570.00   | 531,352.74    | 1,254,242.74  | -          |
| -            | 1,576,050.00 | 10,296,855.85 | 10,296,855.85 | -          |
| 5,095,007.00 | -            | 5,386,309.40  | 6,824,615.00  | -          |
| -            | -            | 17,517,384.54 | 17,517,384.54 | -          |

|            |            |               |               |            |
|------------|------------|---------------|---------------|------------|
| 950,237.00 | 79,175.00  | 1,157,629.60  | 1,711,529.00  | -          |
| 45,344.52  | -          | 372,192.52    | 1,986,004.52  | -          |
| -          | 700,000.00 | 12,266,223.16 | 12,266,223.16 | -          |
| 106,560.79 | -          | 284,725.44    | 1,164,413.39  | -          |
| 374,074.00 | -          | 514,410.00    | 1,207,319.00  | 374,074.00 |
| -          | -          | 25,088.00     | 148,960.00    | -          |
| -          | -          | 43,886.08     | 260,573.60    | -          |
| -          | -          | 76,672.00     | 455,240.00    | -          |
| -          | -          | 19,980.62     | 118,634.91    | -          |
| -          | -          | 37,104.82     | 220,309.88    | -          |
| 328,411.92 | -          | 439,181.74    | 986,107.71    | -          |
| 701,179.96 | 43,816.00  | 796,720.76    | 1,008,295.96  | -          |
| 686,637.89 | 62,500.00  | 819,358.69    | 1,103,573.89  | -          |
| 310,504.17 | -          | 372,532.97    | 678,800.17    | -          |
| -          | -          | 278,912.00    | 1,656,040.00  | -          |
| -          | -          | 40,140.80     | 238,336.00    | -          |
| -          | -          | 87.77         | 521.14        | -          |
| -          | -          | 16,972.80     | 100,776.00    | -          |
| -          | 67,328.00  | 176,476.16    | 648,067.20    | -          |
| -          | 13,200.00  | 41,610.35     | 168,686.45    | -          |
| -          | -          | 101,198.59    | 600,866.64    | -          |
| -          | -          | 293,734.40    | 1,744,048.00  | -          |
| -          | 17,417.00  | 28,655.40     | 66,728.00     | -          |
| 170,048.14 | 50,500.00  | 292,100.14    | 594,888.14    | -          |
| -          | -          | 15,510.67     | 92,094.63     | -          |
| -          | -          | 16,614.40     | 98,648.00     | -          |
| -          | 33,875.00  | 71,135.80     | 221,236.00    | -          |
| 43,954.02  | -          | 140,658.02    | 618,134.02    | -          |
| -          | -          | 23,808.38     | 141,362.24    | -          |
| 128,310.00 | 88,754.00  | 254,696.00    | 351,750.00    | -          |
| 172,695.34 | -          | 181,680.94    | 226,047.34    | -          |
| -          | 20,400.00  | 30,460.80     | 59,736.00     | -          |
| -          | 9,500.00   | 23,272.80     | 81,776.00     | -          |
| 186,110.00 | -          | 363,082.80    | 1,236,886.00  | -          |
| 550,233.89 | 23,852.00  | 607,199.49    | 746,845.89    | -          |
| -          | -          | 13,376.00     | 79,420.00     | -          |
| -          | 111,000.00 | 302,680.00    | 1,138,100.00  | -          |
| 216,458.00 | -          | 249,264.40    | 411,246.00    | -          |
| 462,301.36 | 16,750.00  | 520,241.76    | 706,869.36    | -          |
| -          | -          | 44,707.08     | 265,448.28    | -          |
| -          | 33,550.00  | 65,153.20     | 187,644.00    | -          |
| -          | 13,100.00  | 23,314.40     | 60,648.00     | -          |
| -          | 41,000.00  | 56,398.40     | 91,428.00     | -          |
| 83,575.27  | -          | 150,327.27    | 479,915.27    | -          |
| -          | -          | 107,724.80    | 639,616.00    | -          |
| -          | -          | 151,859.20    | 901,664.00    | -          |
| -          | 14,722.00  | 44,133.71     | 174,632.04    | -          |

|              |               |               |               |               |
|--------------|---------------|---------------|---------------|---------------|
| 696,375.52   | -             | 896,690.91    | 1,885,748.16  | -             |
| -            | -             | 44,211.20     | 262,504.00    | -             |
| 829,719.00   | 21,000.00     | 1,021,419.80  | 1,843,255.00  | -             |
| -            | 227,764.00    | 310,298.40    | 490,048.00    | -             |
| -            | -             | 50,684.71     | 300,940.46    | -             |
| -            | 11,620.00     | 33,021.60     | 127,072.00    | -             |
| -            | -             | 22,881.72     | 135,860.21    | -             |
| 1,149,053.30 | 281,313.00    | 1,755,716.70  | 3,080,821.30  | -             |
| -            | -             | 11,660.93     | 69,236.78     | -             |
| -            | 20,000.00     | 26,533.12     | 38,790.40     | -             |
| -            | 50,445.00     | 69,273.80     | 111,796.00    | -             |
| -            | 23,918.00     | 52,116.40     | 167,428.00    | -             |
| -            | 17,600.00     | 43,084.80     | 151,316.00    | -             |
| -            | -             | 18,928.74     | 112,389.41    | -             |
| -            | -             | 142,172.77    | 844,150.85    | -             |
| -            | 34,150.00     | 73,817.20     | 235,524.00    | -             |
| -            | -             | 9,433.60      | 56,012.00     | -             |
| 506,980.00   | -             | 778,736.80    | 2,120,536.00  | -             |
| -            | 49,100.00     | 165,320.90    | 690,061.61    | -             |
| -            | 119,588.00    | 193,411.45    | 438,326.74    | -             |
| 291,842.44   | -             | 437,788.04    | 1,158,394.44  | -             |
| 4,616,406.58 | 910,000.00    | 11,003,900.80 | 11,995,322.58 | -             |
| -            | 28,957.00     | 56,371.53     | 162,773.76    | -             |
| -            | -             | 212,057.60    | 1,259,092.00  | -             |
| -            | 22,350.00     | 47,271.60     | 147,972.00    | -             |
| -            | 224,355.00    | 263,471.80    | 263,471.80    | -             |
| 500,465.05   | -             | 562,045.85    | 866,101.05    | -             |
| -            | -             | 76,320.69     | 453,154.10    | -             |
| -            | 17,725.00     | 55,408.38     | 223,745.04    | -             |
| -            | -             | 52,218.51     | 310,047.43    | -             |
| -            | 13,600.00     | 29,292.80     | 93,176.00     | -             |
| -            | 103,000.00    | 238,641.60    | 805,372.00    | -             |
| 180,623.21   | 21,000.00     | 230,333.57    | 351,090.99    | -             |
| 638,787.28   | -             | 750,531.28    | 1,302,267.28  | -             |
| -            | -             | 28,352.00     | 168,340.00    | -             |
| -            | -             | 12,224.00     | 72,580.00     | -             |
| 472,802.24   | 75,500.00     | 629,697.44    | 956,086.24    | -             |
| 415,357.10   | 94,500.00     | 633,893.76    | 1,151,824.76  | -             |
| 405,668.00   | -             | 437,437.60    | 594,300.00    | -             |
| -            | -             | 18,396.79     | 109,230.93    | -             |
| 649,554.00   | 32,791.00     | 726,133.80    | 909,550.00    | -             |
| -            | 382,840.00    | 7,614,918.58  | 7,614,918.58  | -             |
| 713,222.00   | 767,752.00    | 15,363,714.33 | 15,363,714.33 | -             |
| -            | 434,660.00    | 7,262,332.00  | 7,262,332.00  | -             |
| -            | 700,000.00    | 4,978,237.64  | 4,978,237.64  | -             |
| 9,260,730.00 | 15,376,496.00 | 42,401,166.00 | 42,401,166.00 | 15,376,496.00 |
| 142,328.00   | 13,800.00     | 181,843.20    | 295,012.00    | -             |

|            |              |              |              |   |
|------------|--------------|--------------|--------------|---|
| -          | 4,775.00     | 10,407.00    | 33,440.00    | - |
| -          | 19,500.00    | 46,744.79    | 161,765.96   | - |
| 165,638.19 | 215,200.00   | 627,302.19   | 1,629,018.19 | - |
| 996,351.09 | -            | 1,276,824.69 | 2,661,663.09 | - |
| -          | 16,675.00    | 42,876.60    | 155,572.00   | - |
| -          | -            | 12,736.00    | 75,620.00    | - |
| -          | 39,024.00    | 121,776.00   | 491,340.00   | - |
| -          | -            | 54,488.97    | 323,528.26   | - |
| 105,000.00 | -            | 154,996.80   | 401,856.00   | - |
| -          | -            | 37,056.00    | 220,020.00   | - |
| -          | -            | 13,416.26    | 79,659.03    | - |
| -          | -            | 100,139.89   | 594,580.62   | - |
| 514,660.27 | -            | 679,306.67   | 1,492,248.27 | - |
| -          | -            | 125,440.00   | 744,800.00   | - |
| -          | -            | 120,985.60   | 718,352.00   | - |
| -          | -            | 5,100.92     | 30,286.74    | - |
| 142,687.55 | 640,000.00   | 9,563,517.63 | 9,563,517.63 | - |
| -          | -            | 33,292.80    | 197,676.00   | - |
| 277,446.77 | 127,945.00   | 518,018.97   | 946,170.77   | - |
| -          | -            | 116,746.05   | 693,179.67   | - |
| 367,533.74 | 431,279.00   | 1,309,907.74 | 3,402,160.31 | - |
| -          | -            | 457,684.59   | 2,717,502.25 | - |
| -          | 171,525.00   | 414,994.88   | 1,445,602.42 | - |
| 198,660.92 | 216,895.00   | 587,700.63   | 1,220,770.16 | - |
| -          | 181,600.00   | 339,265.16   | 936,136.87   | - |
| -          | 1,200,000.00 | 2,844,044.03 | 4,665,666.04 | - |
| 293,595.84 | 60,000.00    | 426,594.24   | 727,023.84   | - |
| -          | 31,200.00    | 82,003.20    | 301,644.00   | - |
| 551,903.76 | -            | 645,497.36   | 1,107,615.76 | - |
| -          | 58,555.00    | 123,271.80   | 384,256.00   | - |
| -          | 1,200,000.00 | 9,513,536.75 | 9,513,536.75 | - |
| -          | 30,010.00    | 104,429.20   | 441,864.00   | - |
| 316,689.33 | -            | 438,378.45   | 1,039,218.46 | - |
| -          | -            | 251,834.16   | 1,495,265.34 | - |
| 426,122.48 | 75,000.00    | 650,242.48   | 1,311,522.48 | - |
| 149,058.05 | 40,450.00    | 243,255.25   | 468,182.05   | - |
| -          | 444,250.00   | 788,186.00   | 2,042,120.00 | - |
| -          | -            | 30,837.03    | 183,094.86   | - |
| -          | -            | 26,188.80    | 155,496.00   | - |
| -          | 17,250.00    | 28,488.40    | 66,728.00    | - |
| -          | 29,955.00    | 81,897.40    | 308,408.00   | - |
| -          | 14,000.00    | 70,076.80    | 332,956.00   | - |
| -          | -            | 32,064.00    | 190,380.00   | - |
| 413,109.38 | -            | 450,869.38   | 637,309.38   | - |
| -          | -            | 11,596.80    | 68,856.00    | - |
| 679,317.91 | -            | 705,621.91   | 835,497.91   | - |
| 308,500.62 | 68,800.00    | 413,959.82   | 526,164.62   | - |

|              |              |              |              |   |
|--------------|--------------|--------------|--------------|---|
| 1,017,895.65 | -            | 1,104,577.25 | 1,532,567.65 | - |
| -            | -            | -            | -            | - |
| -            | -            | 40,768.00    | 242,060.00   | - |
| -            | 21,650.00    | 57,720.40    | 214,168.00   | - |
| 451,240.17   | -            | 521,130.71   | 866,215.25   | - |
| 1,500,216.62 | 107,300.00   | 1,738,140.62 | 2,275,796.62 | - |
| 1,900,000.00 | 2,620,000.00 | 3,048,352.00 | 4,443,340.00 | - |
| -            | 153,000.00   | 359,617.45   | 1,226,791.13 | - |
| -            | -            | 4,580,579.77 | 7,753,444.55 | - |
| -            | 740,000.00   | 8,192,601.70 | 8,192,601.70 | - |
| -            | 24,500.00    | 40,256.80    | 93,556.00    | - |
| 194,258.10   | 31,000.00    | 265,373.30   | 432,442.10   | - |
| 259,920.21   | 85,000.00    | 501,863.88   | 770,720.68   | - |
| 370,460.01   | 31,150.00    | 446,000.41   | 634,028.01   | - |
| -            | 13,810.00    | 16,646.11    | 16,839.43    | - |
| 235,885.84   | -            | 245,690.64   | 294,101.84   | - |
| 360,517.47   | 37,200.00    | 449,288.67   | 666,721.47   | - |
| 131,611.35   | 24,000.00    | 221,416.15   | 522,327.35   | - |
| 200,000.00   | 556,194.00   | 752,430.80   | 1,365,156.00 | - |
| -            | -            | 98,615.32    | 585,528.49   | - |
| 229,407.46   | -            | 610,973.83   | 2,494,957.79 | - |
| 373,599.56   | 118,000.00   | 668,841.16   | 1,425,971.56 | - |
| -            | 49,500.00    | 105,777.24   | 334,146.12   | - |
| 387,622.60   | 283,218.00   | 963,984.33   | 2,128,163.50 | - |
| -            | -            | 99,070.70    | 588,232.31   | - |
| -            | 377,450.00   | 658,726.80   | 1,670,081.00 | - |
| 183,137.19   | 28,000.00    | 248,346.79   | 404,069.19   | - |
| 902,537.28   | 253,000.00   | 1,490,014.08 | 2,888,493.28 | - |
| 352,086.44   | 52,552.00    | 529,272.04   | 1,092,098.44 | - |
| 27,843.94    | -            | 43,845.92    | 122,855.69   | - |
| 144,273.92   | 45,000.00    | 225,115.05   | 357,080.65   | - |
| 141,987.00   | -            | 196,537.47   | 465,880.39   | - |
| -            | -            | 8,342.67     | 49,534.63    | - |
| -            | 41,915.00    | 104,558.20   | 371,944.00   | - |
| -            | -            | 40,691.20    | 241,604.00   | - |
| 93,724.02    | 142,350.00   | 384,155.22   | 884,298.01   | - |
| -            | -            | 55,027.20    | 326,724.00   | - |
| -            | 109,375.00   | 339,519.00   | 1,366,480.00 | - |
| 777,435.69   | -            | 860,955.69   | 1,273,335.69 | - |
| -            | -            | 66,252.80    | 393,376.00   | - |
| 159,485.15   | -            | 231,588.91   | 587,601.23   | - |
| -            | 31,438.00    | 68,839.60    | 222,072.00   | - |
| 224,323.73   | 45,250.00    | 386,309.73   | 917,443.73   | - |
| 770,638.32   | -            | 836,583.92   | 1,162,190.32 | - |
| -            | 32,250.00    | 52,645.10    | 121,095.88   | - |
| 222,565.48   | 45,070.00    | 328,768.28   | 585,541.48   | - |
| -            | 33,570.00    | 84,757.20    | 303,924.00   | - |

|            |            |              |              |   |
|------------|------------|--------------|--------------|---|
| 233,225.17 | -          | 312,098.77   | 701,537.17   | - |
| -          | -          | 16,524.80    | 98,116.00    | - |
| 109,463.00 | -          | 162,698.20   | 425,547.00   | - |
| -          | 28,500.00  | 94,535.20    | 392,084.00   | - |
| 257,343.00 | 38,350.00  | 329,216.20   | 456,387.00   | - |
| 607,885.00 | -          | 660,173.00   | 918,345.00   | - |
| 763,014.11 | -          | 847,750.11   | 1,266,134.11 | - |
| 664,411.49 | 47,200.00  | 760,277.09   | 953,363.49   | - |
| 492,378.00 | 41,050.00  | 574,720.80   | 737,554.00   | - |
| -          | 11,200.00  | 30,540.80    | 114,836.00   | - |
| -          | 56,000.00  | 102,182.03   | 274,205.83   | - |
| -          | -          | 14,883.84    | 88,372.80    | - |
| -          | -          | 54,182.40    | 321,708.00   | - |
| 98,030.36  | -          | 111,547.16   | 178,286.36   | - |
| -          | 58,034.00  | 99,736.40    | 247,608.00   | - |
| -          | -          | 49,088.00    | 291,460.00   | - |
| 46,279.00  | -          | 103,840.60   | 388,051.00   | - |
| -          | 52,896.00  | 122,387.20   | 412,604.00   | - |
| 464,392.01 | 68,000.00  | 583,336.01   | 766,872.01   | - |
| -          | -          | 13,568.00    | 80,560.00    | - |
| -          | -          | 47,219.20    | 280,364.00   | - |
| -          | 24,368.00  | 45,667.20    | 126,464.00   | - |
| 219,111.00 | -          | 22,233.93    | 351,124.96   | - |
| -          | 23,066.00  | 40,534.26    | 103,717.77   | - |
| 62,000.92  | -          | 87,767.32    | 214,988.92   | - |
| -          | -          | 49,284.07    | 292,624.19   | - |
| -          | 25,700.00  | 83,239.22    | 341,639.11   | - |
| 394,170.00 | 47,000.00  | 506,462.80   | 781,846.00   | - |
| 946,781.25 | 112,594.00 | 1,175,816.85 | 1,638,153.25 | - |
| -          | -          | 66,080.42    | 392,352.48   | - |
| 149,052.10 | 34,050.00  | 215,780.50   | 343,080.10   | - |
| -          | -          | -            | -            | - |
| 136,491.27 | 100,250.00 | 305,280.43   | 543,442.54   | - |
| 957,306.94 | -          | 1,040,634.94 | 1,452,066.94 | - |
| -          | -          | 45,657.60    | 271,092.00   | - |
| -          | 45,000.00  | 98,824.00    | 319,580.00   | - |
| 137,096.00 | -          | 164,791.79   | 301,539.74   | - |
| 133,432.00 | 75,500.00  | 229,936.80   | 258,148.00   | - |
| -          | 66,000.00  | 175,504.00   | 650,180.00   | - |
| 440,586.80 | -          | 513,482.80   | 873,406.80   | - |
| -          | 26,650.00  | 54,859.92    | 167,496.40   | - |
| -          | -          | 21,721.60    | 128,972.00   | - |
| -          | 20,200.00  | 43,406.40    | 137,788.00   | - |
| -          | 95,945.00  | 130,455.93   | 204,908.62   | - |
| 380,335.91 | -          | 419,695.91   | 614,035.91   | - |
| -          | 77,000.00  | 157,422.40   | 477,508.00   | - |
| -          | 26,600.00  | 96,551.90    | 415,339.39   | - |

|            |            |            |            |   |
|------------|------------|------------|------------|---|
| -          | 10,400.00  | 36,012.80  | 152,076.00 | - |
| 406,350.00 | 92,250.00  | 597,684.80 | 994,666.00 | - |
| -          | 23,400.00  | 63,784.00  | 239,780.00 | - |
| -          | 25,375.00  | 61,560.60  | 214,852.00 | - |
| -          | 36,000.00  | 84,806.40  | 289,788.00 | - |
| -          | 236,700.00 | 366,274.40 | 769,348.00 | - |
| 295,164.34 | 25,300.00  | 347,984.34 | 458,564.34 | - |
| -          | 17,215.00  | 44,120.60  | 159,752.00 | - |
| -          | 46,000.00  | 79,689.60  | 200,032.00 | - |

| ltm_ini_rev_add | cex_hzd_cum_cst | ltm_hld_old_tot | ltm_max_rev_dst | ltm_rev_red_rrq |
|-----------------|-----------------|-----------------|-----------------|-----------------|
| 0               | 0               | 79321.6         | 470972          | 0               |
| 0               | 3080408         | 28964674        | 28964674        | 0               |
| 0               | 11884           | 28147.96        | 96567.29        | 0               |
| 0               | 47650           | 81518.8         | 201096          | 0               |
| 0               | 430000          | 668297.6        | 1414892         | 0               |
| 0               | 0               | 5114252.72      | 15894032        | 3000000         |
| 0               | 235500          | 694994.4        | 2728248         | 0               |
| 0               | 271300          | 507088.8        | 1399996         | 0               |
| 1992323         | 0               | 2199030.2       | 3219647         | 0               |
| 865007.15       | 158176          | 1321704.75      | 2637479.15      | 0               |
| 592564.73       | 331501          | 1332820.93      | 3019548.73      | 0               |
| 0               | 0               | 0               | 0               | 0               |
| 0               | 201100          | 409829.6        | 1239332         | 0               |
| 0               | 46700           | 109932          | 375440          | 0               |
| 0               | 0               | 0               | 0               | 0               |
| 0               | 8224            | 10495.09        | 13484.57        | 0               |
| 0               | 0               | 320986.86       | 1905859.49      | 0               |
| 183118.88       | 0               | 225576.48       | 435210.88       | 0               |
| 0               | 0               | 16095.54        | 95567.26        | 0               |
| 0               | 0               | 79489.5         | 471968.9        | 0               |
| 0               | 0               | 290105.93       | 1722503.96      | 0               |
| 0               | 70000           | 172904.63       | 610996.22       | 0               |
| 0               | 0               | 0               | 0               | 0               |
| 0               | 0               | 0               | 0               | 0               |
| 0               | 0               | 0               | 0               | 0               |
| 0               | 0               | 0               | 0               | 0               |
| 0               | 0               | 0               | 0               | 0               |
| 0               | 0               | 0               | 0               | 0               |
| 0               | 0               | 0               | 0               | 0               |
| 0               | 0               | 0               | 0               | 0               |
| 0               | 0               | 46604.8         | 276716          | 0               |
| 0               | 650000          | 650000          | 3636068         | 0               |
| 0               | 0               | 0               | 0               | 0               |
| 0               | 0               | 0               | 0               | 0               |
| 0               | 20250           | 29888.4         | 57228           | 0               |
| 338775.3        | 42000           | 421031.3        | 577795.3        | 0               |
| 0               | 0               | 38873.6         | 230812          | 0               |

|            |        |            |            |        |
|------------|--------|------------|------------|--------|
| 560142.65  | 181450 | 890047.05  | 1441590.65 | 0      |
| 103924     | 35775  | 189145.4   | 397512     | 0      |
| 377685     | 33352  | 441616.2   | 559249     | 0      |
| 720963.05  | 104500 | 1019735.05 | 1874453.05 | 0      |
| 0          | 21000  | 39562.07   | 110212.27  | 0      |
| 0          | 0      | 11758.81   | 69817.94   | 0      |
| 135395.06  | 56500  | 279088.66  | 653107.06  | 0      |
| 0          | 0      | 25894.4    | 153748     | 0      |
| 0          | 0      | 72166.4    | 428488     | 0      |
| 545600.54  | 226075 | 974448.06  | 1749562.36 | 0      |
| 125971.16  | 87000  | 325022.36  | 791275.16  | 0      |
| 0          | 0      | 5885828.21 | 5885828.21 | 0      |
| 282732.16  | 32327  | 367283.16  | 592812.16  | 0      |
| 0          | 0      | 0          | 0          | 0      |
| 60907.7    | 48500  | 186940.88  | 521260.98  | 0      |
| 0          | 10000  | 74105.09   | 380624     | 0      |
| 0          | 0      | 0          | 0          | 0      |
| 0          | 33830  | 52419.8    | 110376.93  | 0      |
| 0          | 0      | 0          | 0          | 0      |
| 0          | 0      | 0          | 0          | 0      |
| 0          | 0      | 0          | 0          | 0      |
| 0          | 0      | 0          | 0          | 0      |
| 1149655.68 | 0      | 1258545.28 | 1796187.68 | 0      |
| 0          | 79000  | 241046.98  | 962153.92  | 0      |
| 0          | 91000  | 141225.97  | 298216.7   | 0      |
| 0          | 0      | 0          | 0          | 0      |
| 0          | 0      | 0          | 0          | 0      |
| 0          | 0      | 0          | 0          | 0      |
| 0          | 0      | 60595.2    | 359784     | 0      |
| 0          | 0      | 0          | 0          | 0      |
| 0          | 27775  | 95208.24   | 400384.89  | 0      |
| 0          | 0      | 381897.22  | 2267514.73 | 0      |
| 0          | 0      | 0          | 0          | 0      |
| 0          | 0      | 0          | 0          | 0      |
| 439362.39  | 0      | 511759.19  | 869218.39  | 0      |
| 417623.96  | 70300  | 520090.36  | 608611.96  | 0      |
| 0          | 0      | 35315.2    | 209684     | 0      |
| 0          | 0      | 0          | 0          | 0      |
| 0          | 79519  | 154987.8   | 448096     | 0      |
| 0          | 0      | 0          | 0          | 0      |
| 43831.42   | 330170 | 831204.62  | 2758475.42 | 0      |
| 0          | 55925  | 127451.4   | 424688     | 0      |
| 0          | 32500  | 138231.46  | 627780.57  | 0      |
| 0          | 558742 | 8822038    | 8822038    | 0      |
| 184896.91  | 312173 | 877367.29  | 2442912.59 | 450000 |
| 0          | 595000 | 2076040.05 | 4082314.77 | 0      |
| 20479.43   | 0      | 66623.72   | 294461.17  | 0      |

|           |        |           |            |   |
|-----------|--------|-----------|------------|---|
| 0         | 904000 | 1336600   | 12170792   | 0 |
| 0         | 561176 | 915160    | 2101780    | 0 |
| 565035.76 | 0      | 831634.16 | 2147963.76 | 0 |
| 347031.28 | 154956 | 807369.68 | 2160239.28 | 0 |
| 0         | 0      | 0         | 0          | 0 |
| 0         | 0      | 0         | 0          | 0 |
| 515889.34 | 34400  | 597508.54 | 796253.34  | 0 |
| 266755.53 | 64900  | 426742.94 | 831337.03  | 0 |
| 0         | 0      | 0         | 0          | 0 |
| 802870    | 0      | 992459.26 | 1928556.21 | 0 |
| 0         | 0      | 0         | 0          | 0 |
| 0         | 0      | 0         | 0          | 0 |
| 0         | 0      | 0         | 0          | 0 |
| 0         | 0      | 58726.4   | 348688     | 0 |
| 0         | 0      | 0         | 0          | 0 |
| 0         | 0      | 0         | 0          | 0 |
| 0         | 0      | 0         | 0          | 0 |
| 0         | 0      | 0         | 0          | 0 |
| 0         | 0      | 0         | 0          | 0 |
| 0         | 0      | 0         | 0          | 0 |
| 0         | 0      | 0         | 0          | 0 |
| 130443.57 | 41880  | 233670.84 | 494692.98  | 0 |
| 0         | 0      | 0         | 0          | 0 |
| 0         | 0      | 24537.6   | 145692     | 0 |
| 0         | 0      | 0         | 0          | 0 |
| 0         | 0      | 0         | 0          | 0 |
| 0         | 0      | 0         | 0          | 0 |
| 0         | 0      | 0         | 0          | 0 |
| 0         | 0      | 0         | 0          | 0 |
| 0         | 0      | 17395.2   | 103284     | 0 |
| 0         | 53250  | 100561.61 | 280912.68  | 0 |
| 0         | 0      | 0         | 0          | 0 |
| 1084597.1 | 199110 | 1525870.3 | 2522441.1  | 0 |
| 524802.87 | 0      | 560322.87 | 735702.87  | 0 |
| 0         | 0      | 0         | 0          | 0 |
| 0         | 0      | 0         | 0          | 0 |
| 0         | 0      | 0         | 0          | 0 |
| 192586.29 | 0      | 269770.29 | 650866.29  | 0 |
| 0         | 24514  | 71144.4   | 276868     | 0 |
| 0         | 0      | 0         | 0          | 0 |
| 0         | 64006  | 149961.26 | 510359.37  | 0 |
| 85890     | 0      | 271182.8  | 1186066    | 0 |
| 0         | 0      | 0         | 0          | 0 |
| 0         | 0      | 0         | 0          | 0 |
| 0         | 19060  | 35858.35  | 99740.23   | 0 |
| 0         | 0      | 0         | 0          | 0 |
| 0         | 0      | 0         | 0          | 0 |

|           |         |             |             |        |
|-----------|---------|-------------|-------------|--------|
| 0         | 26000   | 33347.2     | 43624       | 0      |
| 0         | 0       | 0           | 0           | 0      |
| 486055.3  | 0       | 7535628.07  | 7535628.07  | 0      |
| 0         | 1051000 | 7948912.09  | 7948912.09  | 0      |
| 0         | 533500  | 7886124.42  | 7886124.42  | 0      |
| 0         | 307303  | 8454228     | 8454228     | 0      |
| 0         | 488892  | 5642677     | 5642677     | 0      |
| 0         | 178583  | 353264.6    | 1037172     | 0      |
| 43942.74  | 283570  | 531352.74   | 1254242.74  | 0      |
| 0         | 1576050 | 10296855.85 | 10296855.85 | 0      |
| 5095007   | 0       | 5386309.4   | 6824615     | 0      |
| 0         | 0       | 17517384.54 | 17517384.54 | 0      |
| 950237    | 79175   | 1157629.6   | 1711529     | 0      |
| 45344.52  | 0       | 372192.52   | 1986004.52  | 0      |
| 0         | 700000  | 12266223.16 | 12266223.16 | 0      |
| 106560.79 | 0       | 284725.44   | 1164413.39  | 0      |
| 374074    | 0       | 514410      | 1207319     | 374074 |
| 0         | 0       | 25088       | 148960      | 0      |
| 0         | 0       | 43886.08    | 260573.6    | 0      |
| 0         | 0       | 76672       | 455240      | 0      |
| 0         | 0       | 0           | 0           | 0      |
| 0         | 0       | 19980.62    | 118634.91   | 0      |
| 0         | 0       | 37104.82    | 220309.88   | 0      |
| 328411.92 | 0       | 439181.74   | 986107.71   | 0      |
| 701179.96 | 43816   | 796720.76   | 1008295.96  | 0      |
| 686637.89 | 62500   | 819358.69   | 1103573.89  | 0      |
| 310504.17 | 0       | 372532.97   | 678800.17   | 0      |
| 0         | 0       | 278912      | 1656040     | 0      |
| 0         | 0       | 40140.8     | 238336      | 0      |
| 0         | 0       | 87.77       | 521.14      | 0      |
| 0         | 0       | 0           | 0           | 0      |
| 0         | 0       | 0           | 0           | 0      |
| 0         | 0       | 0           | 0           | 0      |
| 0         | 0       | 16972.8     | 100776      | 0      |
| 0         | 67328   | 176476.16   | 648067.2    | 0      |
| 0         | 13200   | 41610.35    | 168686.45   | 0      |
| 0         | 0       | 0           | 0           | 0      |
| 0         | 0       | 101198.59   | 600866.64   | 0      |
| 0         | 0       | 0           | 0           | 0      |
| 0         | 0       | 293734.4    | 1744048     | 0      |
| 0         | 0       | 0           | 0           | 0      |
| 0         | 0       | 0           | 0           | 0      |
| 0         | 0       | 0           | 0           | 0      |
| 0         | 0       | 0           | 0           | 0      |
| 0         | 17417   | 28655.4     | 66728       | 0      |
| 170048.14 | 50500   | 292100.14   | 594888.14   | 0      |
| 0         | 0       | 15510.67    | 92094.63    | 0      |

|           |        |           |           |   |
|-----------|--------|-----------|-----------|---|
| 0         | 0      | 16614.4   | 98648     | 0 |
| 0         | 0      | 0         | 0         | 0 |
| 0         | 0      | 0         | 0         | 0 |
| 0         | 0      | 0         | 0         | 0 |
| 0         | 33875  | 71135.8   | 221236    | 0 |
| 43954.02  | 0      | 140658.02 | 618134.02 | 0 |
| 0         | 0      | 23808.38  | 141362.24 | 0 |
| 128310    | 88754  | 254696    | 351750    | 0 |
| 0         | 0      | 0         | 0         | 0 |
| 0         | 0      | 0         | 0         | 0 |
| 0         | 0      | 0         | 0         | 0 |
| 0         | 0      | 0         | 0         | 0 |
| 172695.34 | 0      | 181680.94 | 226047.34 | 0 |
| 0         | 20400  | 30460.8   | 59736     | 0 |
| 0         | 9500   | 23272.8   | 81776     | 0 |
| 0         | 0      | 0         | 0         | 0 |
| 0         | 0      | 0         | 0         | 0 |
| 0         | 0      | 0         | 0         | 0 |
| 0         | 0      | 0         | 0         | 0 |
| 186110    | 0      | 363082.8  | 1236886   | 0 |
| 550233.89 | 23852  | 607199.49 | 746845.89 | 0 |
| 0         | 0      | 13376     | 79420     | 0 |
| 0         | 0      | 0         | 0         | 0 |
| 0         | 0      | 0         | 0         | 0 |
| 0         | 0      | 0         | 0         | 0 |
| 0         | 0      | 0         | 0         | 0 |
| 0         | 111000 | 302680    | 1138100   | 0 |
| 216458    | 0      | 249264.4  | 411246    | 0 |
| 0         | 0      | 0         | 0         | 0 |
| 0         | 0      | 0         | 0         | 0 |
| 0         | 0      | 0         | 0         | 0 |
| 462301.36 | 16750  | 520241.76 | 706869.36 | 0 |
| 0         | 0      | 44707.08  | 265448.28 | 0 |
| 0         | 0      | 0         | 0         | 0 |
| 0         | 0      | 0         | 0         | 0 |
| 0         | 0      | 0         | 0         | 0 |
| 0         | 33550  | 65153.2   | 187644    | 0 |
| 0         | 0      | 0         | 0         | 0 |
| 0         | 0      | 0         | 0         | 0 |
| 0         | 0      | 0         | 0         | 0 |
| 0         | 0      | 0         | 0         | 0 |
| 0         | 13100  | 23314.4   | 60648     | 0 |
| 0         | 0      | 0         | 0         | 0 |
| 0         | 0      | 0         | 0         | 0 |
| 0         | 0      | 0         | 0         | 0 |
| 0         | 0      | 0         | 0         | 0 |
| 0         | 0      | 0         | 0         | 0 |

|            |        |            |             |   |
|------------|--------|------------|-------------|---|
| 0          | 41000  | 56398.4    | 91428       | 0 |
| 0          | 0      | 0          | 0           | 0 |
| 0          | 0      | 0          | 0           | 0 |
| 0          | 0      | 0          | 0           | 0 |
| 83575.27   | 0      | 150327.27  | 479915.27   | 0 |
| 0          | 0      | 0          | 0           | 0 |
| 0          | 0      | 107724.8   | 639616      | 0 |
| 0          | 0      | 151859.2   | 901664      | 0 |
| 0          | 14722  | 44133.71   | 174632.04   | 0 |
| 696375.52  | 0      | 896690.91  | 1885748.16  | 0 |
| 0          | 0      | 44211.2    | 262504      | 0 |
| 829719     | 21000  | 1021419.8  | 1843255     | 0 |
| 0          | 0      | 0          | 0           | 0 |
| 0          | 227764 | 310298.4   | 490048      | 0 |
| 0          | 0      | 50684.71   | 300940.46   | 0 |
| 0          | 11620  | 33021.6    | 127072      | 0 |
| 0          | 0      | 22881.72   | 135860.21   | 0 |
| 1149053.3  | 281313 | 1755716.7  | 3080821.3   | 0 |
| 0          | 0      | 11660.93   | 69236.78    | 0 |
| 0          | 20000  | 26533.12   | 38790.4     | 0 |
| 0          | 50445  | 69273.8    | 111796      | 0 |
| 0          | 23918  | 52116.4    | 167428      | 0 |
| 0          | 0      | 0          | 0           | 0 |
| 0          | 17600  | 43084.8    | 151316      | 0 |
| 0          | 0      | 18928.74   | 112389.41   | 0 |
| 0          | 0      | 142172.77  | 844150.85   | 0 |
| 0          | 34150  | 73817.2    | 235524      | 0 |
| 0          | 0      | 0          | 0           | 0 |
| 0          | 0      | 9433.6     | 56012       | 0 |
| 0          | 0      | 0          | 0           | 0 |
| 506980     | 0      | 778736.8   | 2120536     | 0 |
| 0          | 0      | 0          | 0           | 0 |
| 0          | 0      | 0          | 0           | 0 |
| 0          | 0      | 0          | 0           | 0 |
| 0          | 0      | 0          | 0           | 0 |
| 0          | 0      | 0          | 0           | 0 |
| 0          | 0      | 0          | 0           | 0 |
| 0          | 49100  | 165320.9   | 690061.61   | 0 |
| 0          | 119588 | 193411.45  | 438326.74   | 0 |
| 291842.44  | 0      | 437788.04  | 1158394.44  | 0 |
| 4616406.58 | 910000 | 11003900.8 | 11995322.58 | 0 |
| 0          | 28957  | 56371.53   | 162773.76   | 0 |
| 0          | 0      | 0          | 0           | 0 |
| 0          | 0      | 212057.6   | 1259092     | 0 |
| 0          | 22350  | 47271.6    | 147972      | 0 |
| 0          | 224355 | 263471.8   | 263471.8    | 0 |
| 500465.05  | 0      | 562045.85  | 866101.05   | 0 |

|           |          |             |             |          |
|-----------|----------|-------------|-------------|----------|
| 0         | 0        | 76320.69    | 453154.1    | 0        |
| 0         | 17725    | 55408.38    | 223745.04   | 0        |
| 0         | 0        | 52218.51    | 310047.43   | 0        |
| 0         | 13600    | 29292.8     | 93176       | 0        |
| 0         | 103000   | 238641.6    | 805372      | 0        |
| 0         | 0        | 0           | 0           | 0        |
| 0         | 0        | 0           | 0           | 0        |
| 0         | 0        | 0           | 0           | 0        |
| 0         | 0        | 0           | 0           | 0        |
| 180623.21 | 21000    | 230333.57   | 351090.99   | 0        |
| 638787.28 | 0        | 750531.28   | 1302267.28  | 0        |
| 0         | 0        | 28352       | 168340      | 0        |
| 0         | 0        | 0           | 0           | 0        |
| 0         | 0        | 0           | 0           | 0        |
| 0         | 0        | 0           | 0           | 0        |
| 0         | 0        | 12224       | 72580       | 0        |
| 472802.24 | 75500    | 629697.44   | 956086.24   | 0        |
| 415357.1  | 94500    | 633893.76   | 1151824.76  | 0        |
| 0         | 0        | 0           | 0           | 0        |
| 405668    | 0        | 437437.6    | 594300      | 0        |
| 0         | 0        | 18396.79    | 109230.93   | 0        |
| 649554    | 32791    | 726133.8    | 909550      | 0        |
| 0         | 0        | 0           | 0           | 0        |
| 0         | 0        | 0           | 0           | 0        |
| 0         | 0        | 0           | 0           | 0        |
| 0         | 0        | 0           | 0           | 0        |
| 0         | 0        | 0           | 0           | 0        |
| 0         | 382840   | 7614918.58  | 7614918.58  | 0        |
| 713222    | 767752   | 15363714.33 | 15363714.33 | 0        |
| 0         | 434660   | 7262332     | 7262332     | 0        |
| 0         | 700000   | 4978237.64  | 4978237.64  | 0        |
| 9260730   | 15376496 | 42401166    | 42401166    | 15376496 |
| 0         | 0        | 0           | 0           | 0        |
| 0         | 0        | 0           | 0           | 0        |
| 142328    | 13800    | 181843.2    | 295012      | 0        |
| 0         | 0        | 0           | 0           | 0        |
| 0         | 0        | 0           | 0           | 0        |
| 0         | 4775     | 10407       | 33440       | 0        |
| 0         | 0        | 0           | 0           | 0        |
| 0         | 0        | 0           | 0           | 0        |
| 0         | 0        | 0           | 0           | 0        |
| 0         | 19500    | 46744.79    | 161765.96   | 0        |
| 0         | 0        | 0           | 0           | 0        |
| 0         | 0        | 0           | 0           | 0        |
| 0         | 0        | 0           | 0           | 0        |
| 0         | 0        | 0           | 0           | 0        |

|           |         |            |            |   |
|-----------|---------|------------|------------|---|
| 0         | 0       | 0          | 0          | 0 |
| 0         | 0       | 0          | 0          | 0 |
| 0         | 0       | 0          | 0          | 0 |
| 0         | 0       | 0          | 0          | 0 |
| 0         | 0       | 0          | 0          | 0 |
| 0         | 0       | 0          | 0          | 0 |
| 0         | 0       | 0          | 0          | 0 |
| 165638.19 | 215200  | 627302.19  | 1629018.19 | 0 |
| 0         | 0       | 0          | 0          | 0 |
| 996351.09 | 0       | 1276824.69 | 2661663.09 | 0 |
| 0         | 0       | 0          | 0          | 0 |
| 0         | 0       | 0          | 0          | 0 |
| 0         | 16675   | 42876.6    | 155572     | 0 |
| 0         | 0       | 12736      | 75620      | 0 |
| 0         | 0       | 0          | 0          | 0 |
| 0         | 39024   | 121776     | 491340     | 0 |
| 0         | 0       | 54488.97   | 323528.26  | 0 |
| 0         | 0       | 0          | 0          | 0 |
| 0         | 0       | 0          | 0          | 0 |
| 0         | 0       | 0          | 0          | 0 |
| 105000    | 0       | 154996.8   | 401856     | 0 |
| 0         | 0       | 37056      | 220020     | 0 |
| 0         | 0       | 0          | 0          | 0 |
| 0         | 0       | 13416.26   | 79659.03   | 0 |
| 0         | 0       | 0          | 0          | 0 |
| 0         | 0       | 100139.89  | 594580.62  | 0 |
| 514660.27 | 0       | 679306.67  | 1492248.27 | 0 |
| 0         | 0       | 125440     | 744800     | 0 |
| 0         | 0       | 120985.6   | 718352     | 0 |
| 0         | 0       | 5100.92    | 30286.74   | 0 |
| 0         | 0       | 0          | 0          | 0 |
| 142687.55 | 640000  | 9563517.63 | 9563517.63 | 0 |
| 0         | 0       | 0          | 0          | 0 |
| 0         | 0       | 33292.8    | 197676     | 0 |
| 277446.77 | 127945  | 518018.97  | 946170.77  | 0 |
| 0         | 0       | 116746.05  | 693179.67  | 0 |
| 367533.74 | 431279  | 1309907.74 | 3402160.31 | 0 |
| 0         | 0       | 457684.59  | 2717502.25 | 0 |
| 0         | 171525  | 414994.88  | 1445602.42 | 0 |
| 198660.92 | 216895  | 587700.63  | 1220770.16 | 0 |
| 0         | 181600  | 339265.16  | 936136.87  | 0 |
| 0         | 1200000 | 2844044.03 | 4665666.04 | 0 |
| 0         | 0       | 0          | 0          | 0 |
| 0         | 0       | 0          | 0          | 0 |
| 0         | 0       | 0          | 0          | 0 |
| 0         | 0       | 0          | 0          | 0 |
| 0         | 0       | 0          | 0          | 0 |

|            |         |            |            |   |
|------------|---------|------------|------------|---|
| 0          | 0       | 0          | 0          | 0 |
| 0          | 0       | 0          | 0          | 0 |
| 293595.84  | 60000   | 426594.24  | 727023.84  | 0 |
| 0          | 31200   | 82003.2    | 301644     | 0 |
| 551903.76  | 0       | 645497.36  | 1107615.76 | 0 |
| 0          | 58555   | 123271.8   | 384256     | 0 |
| 0          | 1200000 | 9513536.75 | 9513536.75 | 0 |
| 0          | 30010   | 104429.2   | 441864     | 0 |
| 316689.33  | 0       | 438378.45  | 1039218.46 | 0 |
| 0          | 0       | 251834.16  | 1495265.34 | 0 |
| 426122.48  | 75000   | 650242.48  | 1311522.48 | 0 |
| 149058.05  | 40450   | 243255.25  | 468182.05  | 0 |
| 0          | 444250  | 788186     | 2042120    | 0 |
| 0          | 0       | 0          | 0          | 0 |
| 0          | 0       | 30837.03   | 183094.86  | 0 |
| 0          | 0       | 26188.8    | 155496     | 0 |
| 0          | 0       | 0          | 0          | 0 |
| 0          | 17250   | 28488.4    | 66728      | 0 |
| 0          | 29955   | 81897.4    | 308408     | 0 |
| 0          | 14000   | 70076.8    | 332956     | 0 |
| 0          | 0       | 0          | 0          | 0 |
| 0          | 0       | 32064      | 190380     | 0 |
| 413109.38  | 0       | 450869.38  | 637309.38  | 0 |
| 0          | 0       | 0          | 0          | 0 |
| 0          | 0       | 0          | 0          | 0 |
| 0          | 0       | 0          | 0          | 0 |
| 0          | 0       | 0          | 0          | 0 |
| 0          | 0       | 11596.8    | 68856      | 0 |
| 679317.91  | 0       | 705621.91  | 835497.91  | 0 |
| 0          | 0       | 0          | 0          | 0 |
| 0          | 0       | 0          | 0          | 0 |
| 0          | 0       | 0          | 0          | 0 |
| 308500.62  | 68800   | 413959.82  | 526164.62  | 0 |
| 1017895.65 | 0       | 1104577.25 | 1532567.65 | 0 |
| 0          | 0       | 0          | 0          | 0 |
| 0          | 0       | 40768      | 242060     | 0 |
| 0          | 0       | 0          | 0          | 0 |
| 0          | 21650   | 57720.4    | 214168     | 0 |
| 451240.17  | 0       | 521130.71  | 866215.25  | 0 |
| 0          | 0       | 0          | 0          | 0 |
| 1500216.62 | 107300  | 1738140.62 | 2275796.62 | 0 |
| 0          | 0       | 0          | 0          | 0 |
| 1900000    | 2620000 | 3048352    | 4443340    | 0 |
| 0          | 153000  | 359617.45  | 1226791.13 | 0 |
| 0          | 0       | 4580579.77 | 7753444.55 | 0 |
| 0          | 740000  | 8192601.7  | 8192601.7  | 0 |

|           |        |            |            |   |
|-----------|--------|------------|------------|---|
| 0         | 24500  | 40256.8    | 93556      | 0 |
| 194258.1  | 31000  | 265373.3   | 432442.1   | 0 |
| 259920.21 | 85000  | 501863.88  | 770720.68  | 0 |
| 370460.01 | 31150  | 446000.41  | 634028.01  | 0 |
| 0         | 13810  | 16646.11   | 16839.43   | 0 |
| 235885.84 | 0      | 245690.64  | 294101.84  | 0 |
| 360517.47 | 37200  | 449288.67  | 666721.47  | 0 |
| 131611.35 | 24000  | 221416.15  | 522327.35  | 0 |
| 200000    | 556194 | 752430.8   | 1365156    | 0 |
| 0         | 0      | 98615.32   | 585528.49  | 0 |
| 229407.46 | 0      | 610973.83  | 2494957.79 | 0 |
| 373599.56 | 118000 | 668841.16  | 1425971.56 | 0 |
| 0         | 0      | 0          | 0          | 0 |
| 0         | 49500  | 105777.24  | 334146.12  | 0 |
| 387622.6  | 283218 | 963984.33  | 2128163.5  | 0 |
| 0         | 0      | 99070.7    | 588232.31  | 0 |
| 0         | 377450 | 658726.8   | 1670081    | 0 |
| 183137.19 | 28000  | 248346.79  | 404069.19  | 0 |
| 0         | 0      | 0          | 0          | 0 |
| 0         | 0      | 0          | 0          | 0 |
| 0         | 0      | 0          | 0          | 0 |
| 0         | 0      | 0          | 0          | 0 |
| 902537.28 | 253000 | 1490014.08 | 2888493.28 | 0 |
| 352086.44 | 52552  | 529272.04  | 1092098.44 | 0 |
| 0         | 0      | 0          | 0          | 0 |
| 27843.94  | 0      | 43845.92   | 122855.69  | 0 |
| 0         | 0      | 0          | 0          | 0 |
| 144273.92 | 45000  | 225115.05  | 357080.65  | 0 |
| 141987    | 0      | 196537.47  | 465880.39  | 0 |
| 0         | 0      | 8342.67    | 49534.63   | 0 |
| 0         | 41915  | 104558.2   | 371944     | 0 |
| 0         | 0      | 40691.2    | 241604     | 0 |
| 93724.02  | 142350 | 384155.22  | 884298.01  | 0 |
| 0         | 0      | 55027.2    | 326724     | 0 |
| 0         | 109375 | 339519     | 1366480    | 0 |
| 0         | 0      | 0          | 0          | 0 |
| 777435.69 | 0      | 860955.69  | 1273335.69 | 0 |
| 0         | 0      | 0          | 0          | 0 |
| 0         | 0      | 66252.8    | 393376     | 0 |
| 159485.15 | 0      | 231588.91  | 587601.23  | 0 |
| 0         | 31438  | 68839.6    | 222072     | 0 |
| 0         | 0      | 0          | 0          | 0 |
| 224323.73 | 45250  | 386309.73  | 917443.73  | 0 |
| 770638.32 | 0      | 836583.92  | 1162190.32 | 0 |
| 0         | 32250  | 52645.1    | 121095.88  | 0 |
| 222565.48 | 45070  | 328768.28  | 585541.48  | 0 |
| 0         | 33570  | 84757.2    | 303924     | 0 |

|           |        |            |            |   |
|-----------|--------|------------|------------|---|
| 233225.17 | 0      | 312098.77  | 701537.17  | 0 |
| 0         | 0      | 16524.8    | 98116      | 0 |
| 109463    | 0      | 162698.2   | 425547     | 0 |
| 0         | 28500  | 94535.2    | 392084     | 0 |
| 257343    | 38350  | 329216.2   | 456387     | 0 |
| 607885    | 0      | 660173     | 918345     | 0 |
| 0         | 0      | 0          | 0          | 0 |
| 763014.11 | 0      | 847750.11  | 1266134.11 | 0 |
| 664411.49 | 47200  | 760277.09  | 953363.49  | 0 |
| 492378    | 41050  | 574720.8   | 737554     | 0 |
| 0         | 11200  | 30540.8    | 114836     | 0 |
| 0         | 56000  | 102182.03  | 274205.83  | 0 |
| 0         | 0      | 14883.84   | 88372.8    | 0 |
| 0         | 0      | 54182.4    | 321708     | 0 |
| 98030.36  | 0      | 111547.16  | 178286.36  | 0 |
| 0         | 0      | 0          | 0          | 0 |
| 0         | 58034  | 99736.4    | 247608     | 0 |
| 0         | 0      | 49088      | 291460     | 0 |
| 46279     | 0      | 103840.6   | 388051     | 0 |
| 0         | 52896  | 122387.2   | 412604     | 0 |
| 464392.01 | 68000  | 583336.01  | 766872.01  | 0 |
| 0         | 0      | 13568      | 80560      | 0 |
| 0         | 0      | 47219.2    | 280364     | 0 |
| 0         | 24368  | 45667.2    | 126464     | 0 |
| 219111    | 0      | 22233.93   | 351124.96  | 0 |
| 0         | 23066  | 40534.26   | 103717.77  | 0 |
| 62000.92  | 0      | 87767.32   | 214988.92  | 0 |
| 0         | 0      | 49284.07   | 292624.19  | 0 |
| 0         | 25700  | 83239.22   | 341639.11  | 0 |
| 394170    | 47000  | 506462.8   | 781846     | 0 |
| 946781.25 | 112594 | 1175816.85 | 1638153.25 | 0 |
| 0         | 0      | 66080.42   | 392352.48  | 0 |
| 149052.1  | 34050  | 215780.5   | 343080.1   | 0 |
| 0         | 0      | 0          | 0          | 0 |
| 0         | 0      | 0          | 0          | 0 |
| 136491.27 | 100250 | 305280.43  | 543442.54  | 0 |
| 957306.94 | 0      | 1040634.94 | 1452066.94 | 0 |
| 0         | 0      | 45657.6    | 271092     | 0 |
| 0         | 45000  | 98824      | 319580     | 0 |
| 137096    | 0      | 164791.79  | 301539.74  | 0 |
| 133432    | 75500  | 229936.8   | 258148     | 0 |
| 0         | 66000  | 175504     | 650180     | 0 |
| 440586.8  | 0      | 513482.8   | 873406.8   | 0 |
| 0         | 0      | 0          | 0          | 0 |
| 0         | 26650  | 54859.92   | 167496.4   | 0 |
| 0         | 0      | 21721.6    | 128972     | 0 |
| 0         | 0      | 0          | 0          | 0 |

|           |        |           |           |   |
|-----------|--------|-----------|-----------|---|
| 0         | 20200  | 43406.4   | 137788    | 0 |
| 0         | 95945  | 130455.93 | 204908.62 | 0 |
| 380335.91 | 0      | 419695.91 | 614035.91 | 0 |
| 0         | 77000  | 157422.4  | 477508    | 0 |
| 0         | 26600  | 96551.9   | 415339.39 | 0 |
| 0         | 10400  | 36012.8   | 152076    | 0 |
| 406350    | 92250  | 597684.8  | 994666    | 0 |
| 0         | 23400  | 63784     | 239780    | 0 |
| 0         | 25375  | 61560.6   | 214852    | 0 |
| 0         | 36000  | 84806.4   | 289788    | 0 |
| 0         | 236700 | 366274.4  | 769348    | 0 |
| 295164.34 | 25300  | 347984.34 | 458564.34 | 0 |
| 0         | 17215  | 44120.6   | 159752    | 0 |
| 0         | 46000  | 79689.6   | 200032    | 0 |

| 489,320,105.98 | 1,591,816.28 | 490,911,922.26 | 322,003,798.19    | 81,896,791.22 |
|----------------|--------------|----------------|-------------------|---------------|
| col12          | col13        | col14          | col15             | col16         |
| Subtotal       | COOP         | Total Revenue  | Equalized Revenue | Initial Aid   |
| 470,972.00     | -            | 470,972.00     | 470,972.00        | -             |
| 28,964,674.00  | -            | 28,964,674.00  | 14,228,644.00     | -             |
| 96,567.29      | -            | 96,567.29      | 96,567.29         | 52,871.55     |
| 201,096.00     | -            | 201,096.00     | 201,096.00        | -             |
| 1,414,892.00   | 3,342.37     | 1,418,234.37   | 1,414,892.00      | 723,211.76    |
| 12,894,032.00  | -            | 12,894,032.00  | 12,894,032.00     | 4,846,800.48  |
| 2,728,248.00   | 6,084.09     | 2,734,332.09   | 2,728,248.00      | 1,263,305.28  |
| 1,399,996.00   | 7,171.03     | 1,407,167.03   | 1,399,996.00      | 377,158.87    |
| 3,219,647.00   | 3,155.88     | 3,222,802.88   | 1,227,324.00      | 657,555.79    |
| 2,637,479.15   | 3,064.92     | 2,640,544.07   | 1,772,472.00      | 547,109.32    |
| 3,019,548.73   | 8,430.89     | 3,027,979.62   | 2,426,984.00      | 726,378.62    |
| 1,239,332.00   | -            | 1,239,332.00   | 1,239,332.00      | 198,057.54    |
| 375,440.00     | -            | 375,440.00     | 375,440.00        | 55,069.84     |
| 13,484.57      | -            | 13,484.57      | 13,484.57         | 13,484.57     |
| 1,905,859.49   | -            | 1,905,859.49   | 1,905,859.49      | 589,411.12    |
| 435,210.88     | -            | 435,210.88     | 252,092.00        | 130,884.73    |
| 95,567.26      | -            | 95,567.26      | 95,567.26         | 58,265.75     |
| 471,968.90     | -            | 471,968.90     | 471,968.90        | 471,522.11    |
| 1,722,503.96   | -            | 1,722,503.96   | 1,722,503.96      | 1,046,692.81  |
| 610,996.22     | -            | 610,996.22     | 610,996.22        | 434,720.01    |
| 276,716.00     | -            | 276,716.00     | 276,716.00        | 145,524.94    |
| 3,636,068.00   | -            | 3,636,068.00   | 3,636,068.00      | 731,903.04    |
| 57,228.00      | -            | 57,228.00      | 57,228.00         | -             |
| 577,795.30     | -            | 577,795.30     | 239,020.00        | -             |
| 230,812.00     | -            | 230,812.00     | 230,812.00        | 73,804.19     |
| 1,441,590.65   | -            | 1,441,590.65   | 881,448.00        | 209,409.90    |
| 397,512.00     | -            | 397,512.00     | 293,588.00        | 185,901.52    |
| 559,249.00     | -            | 559,249.00     | 181,564.00        | 5,031.36      |
| 1,874,453.05   | -            | 1,874,453.05   | 1,153,490.00      | 711,605.44    |
| 110,212.27     | -            | 110,212.27     | 110,212.27        | 53,618.01     |
| 69,817.94      | -            | 69,817.94      | 69,817.94         | 23,533.67     |
| 653,107.06     | -            | 653,107.06     | 517,712.00        | 289,128.47    |
| 153,748.00     | -            | 153,748.00     | 153,748.00        | 12,106.68     |
| 428,488.00     | 7,779.41     | 436,267.41     | 428,488.00        | 63,663.51     |
| 1,749,562.36   | 16,877.63    | 1,766,439.99   | 1,725,580.00      | 557,948.00    |
| 791,275.16     | 4,180.22     | 795,455.38     | 665,304.00        | 199,822.35    |
| 5,885,828.21   | 63,774.40    | 5,949,602.61   | 4,109,928.00      | 740,288.45    |
| 592,812.16     | -            | 592,812.16     | 310,080.00        | -             |
| 521,260.98     | -            | 521,260.98     | 489,440.00        | 159,046.72    |
| 380,624.00     | -            | 380,624.00     | 380,624.00        | 12,463.81     |
| 110,376.93     | -            | 110,376.93     | 110,376.93        | -             |

|               |            |               |               |              |
|---------------|------------|---------------|---------------|--------------|
| 1,796,187.68  | -          | 1,796,187.68  | 646,532.00    | 391,308.35   |
| 962,153.92    | -          | 962,153.92    | 962,153.92    | 421,842.21   |
| 298,216.70    | -          | 298,216.70    | 298,216.70    | 140,167.87   |
| 359,784.00    | -          | 359,784.00    | 359,784.00    | 110,280.17   |
| 400,384.89    | -          | 400,384.89    | 400,384.89    | 222,300.63   |
| 2,267,514.73  | -          | 2,267,514.73  | 2,267,514.73  | 967,183.51   |
| 869,218.39    | -          | 869,218.39    | 429,856.00    | 242,993.00   |
| 608,611.96    | -          | 608,611.96    | 190,988.00    | -            |
| 209,684.00    | -          | 209,684.00    | 209,684.00    | 46,522.58    |
| 448,096.00    | -          | 448,096.00    | 448,096.00    | 137,316.18   |
| 2,758,475.42  | -          | 2,758,475.42  | 2,714,644.00  | 500,990.48   |
| 424,688.00    | -          | 424,688.00    | 424,688.00    | -            |
| 627,780.57    | -          | 627,780.57    | 627,780.57    | -            |
| 8,822,038.00  | 11,112.24  | 8,833,150.24  | 3,602,324.00  | 461,951.22   |
| 1,992,912.59  | 6,727.16   | 1,999,639.75  | 1,992,912.59  | 1,063,331.05 |
| 4,082,314.77  | 12,464.96  | 4,094,779.73  | 4,082,314.77  | 1,249,565.65 |
| 294,461.17    | 814.41     | 295,275.58    | 282,872.00    | 104,645.59   |
| 12,170,792.00 | -          | 12,170,792.00 | 12,170,792.00 | 3,992,526.81 |
| 2,101,780.00  | 7,962.39   | 2,109,742.39  | 2,101,780.00  | -            |
| 2,147,963.76  | 4,676.00   | 2,152,639.76  | 1,582,928.00  | 105,420.19   |
| 2,160,239.28  | 5,326.39   | 2,165,565.67  | 1,813,208.00  | 398,636.64   |
| 796,253.34    | -          | 796,253.34    | 280,364.00    | 58,519.50    |
| 831,337.03    | -          | 831,337.03    | 831,337.03    | 526,019.46   |
| 1,928,556.21  | -          | 1,928,556.21  | 1,783,568.00  | -            |
| 348,688.00    | -          | 348,688.00    | 348,688.00    | 184,024.02   |
| 494,692.98    | -          | 494,692.98    | 379,088.00    | 181,910.31   |
| 145,692.00    | -          | 145,692.00    | 145,692.00    | 57,899.87    |
| 103,284.00    | -          | 103,284.00    | 103,284.00    | 16,720.48    |
| 280,912.68    | -          | 280,912.68    | 280,912.68    | 118,027.03   |
| 2,522,441.10  | -          | 2,522,441.10  | 1,437,844.00  | 745,601.02   |
| 735,702.87    | -          | 735,702.87    | 210,900.00    | 137,605.46   |
| 650,866.29    | 12,686.91  | 663,553.20    | 458,280.00    | 97,247.60    |
| 276,868.00    | 7,212.06   | 284,080.06    | 276,868.00    | 130,827.31   |
| 510,359.37    | -          | 510,359.37    | 510,359.37    | 243,296.91   |
| 1,186,066.00  | 30,409.99  | 1,216,475.99  | 1,100,176.00  | -            |
| 99,740.23     | -          | 99,740.23     | 99,740.23     | 28,611.49    |
| 43,624.00     | -          | 43,624.00     | 43,624.00     | -            |
| 7,535,628.07  | 85,180.80  | 7,620,808.87  | 2,684,168.00  | -            |
| 7,948,912.09  | 16,774.08  | 7,965,686.17  | 4,304,336.00  | -            |
| 7,886,124.42  | 97,356.00  | 7,983,480.42  | 3,635,460.00  | -            |
| 8,454,228.00  | 49,932.00  | 8,504,160.00  | 3,477,152.00  | -            |
| 5,642,677.00  | -          | 5,642,677.00  | 4,512,044.00  | 561,344.93   |
| 1,037,172.00  | 38,231.04  | 1,075,403.04  | 1,037,172.00  | -            |
| 1,254,242.74  | 9,393.61   | 1,263,636.35  | 1,210,300.00  | -            |
| 10,296,855.85 | 221,041.43 | 10,517,897.28 | 8,870,568.00  | 1,330,594.96 |
| 6,824,615.00  | 64,925.28  | 6,889,540.28  | 1,729,608.00  | -            |
| 17,517,384.54 | 167,196.96 | 17,684,581.50 | 5,002,757.00  | 768,236.22   |

|               |            |               |              |            |
|---------------|------------|---------------|--------------|------------|
| 1,711,529.00  | 1,533.44   | 1,713,062.44  | 761,292.00   | 310,838.84 |
| 1,986,004.52  | 42,462.72  | 2,028,467.24  | 1,940,660.00 | -          |
| 12,266,223.16 | 109,987.20 | 12,376,210.36 | 5,127,796.00 | -          |
| 1,164,413.39  | 26,292.96  | 1,190,706.35  | 1,061,492.00 | 709,695.51 |
| 833,245.00    | -          | 833,245.00    | 833,245.00   | 731,953.77 |
| 148,960.00    | -          | 148,960.00    | 148,960.00   | 79,638.94  |
| 260,573.60    | -          | 260,573.60    | 260,573.60   | 70,766.44  |
| 455,240.00    | -          | 455,240.00    | 455,240.00   | 178,072.35 |
| 118,634.91    | -          | 118,634.91    | 118,634.91   | 24,135.70  |
| 220,309.88    | -          | 220,309.88    | 220,309.88   | 17,480.72  |
| 986,107.71    | -          | 986,107.71    | 665,684.00   | -          |
| 1,008,295.96  | -          | 1,008,295.96  | 307,116.00   | 153,791.57 |
| 1,103,573.89  | -          | 1,103,573.89  | 416,936.00   | 144,378.82 |
| 678,800.17    | -          | 678,800.17    | 368,296.00   | 55,532.64  |
| 1,656,040.00  | -          | 1,656,040.00  | 1,656,040.00 | -          |
| 238,336.00    | -          | 238,336.00    | 238,336.00   | 101,320.22 |
| 521.14        | -          | 521.14        | 521.14       | 76.19      |
| 100,776.00    | -          | 100,776.00    | 100,776.00   | -          |
| 648,067.20    | -          | 648,067.20    | 648,067.20   | 383,625.21 |
| 168,686.45    | -          | 168,686.45    | 168,686.45   | 96,475.48  |
| 600,866.64    | -          | 600,866.64    | 600,866.64   | 67,249.40  |
| 1,744,048.00  | -          | 1,744,048.00  | 1,744,048.00 | 896,811.91 |
| 66,728.00     | -          | 66,728.00     | 66,728.00    | 19,305.06  |
| 594,888.14    | -          | 594,888.14    | 424,840.00   | 152,440.67 |
| 92,094.63     | -          | 92,094.63     | 92,094.63    | 55,853.54  |
| 98,648.00     | -          | 98,648.00     | 98,648.00    | 42,559.35  |
| 221,236.00    | -          | 221,236.00    | 221,236.00   | 64,935.80  |
| 618,134.02    | -          | 618,134.02    | 574,180.00   | -          |
| 141,362.24    | -          | 141,362.24    | 141,362.24   | 529.06     |
| 351,750.00    | -          | 351,750.00    | 223,440.00   | 50,047.76  |
| 226,047.34    | -          | 226,047.34    | 53,352.00    | -          |
| 59,736.00     | -          | 59,736.00     | 59,736.00    | -          |
| 81,776.00     | -          | 81,776.00     | 81,776.00    | -          |
| 1,236,886.00  | -          | 1,236,886.00  | 1,050,776.00 | 418,393.08 |
| 746,845.89    | -          | 746,845.89    | 196,612.00   | 64,532.34  |
| 79,420.00     | -          | 79,420.00     | 79,420.00    | 11,195.43  |
| 1,138,100.00  | -          | 1,138,100.00  | 1,138,100.00 | 568,171.91 |
| 411,246.00    | -          | 411,246.00    | 194,788.00   | 93,896.49  |
| 706,869.36    | -          | 706,869.36    | 244,568.00   | 152,308.93 |
| 265,448.28    | -          | 265,448.28    | 265,448.28   | 92,699.68  |
| 187,644.00    | -          | 187,644.00    | 187,644.00   | 14,351.22  |
| 60,648.00     | -          | 60,648.00     | 60,648.00    | 18,532.82  |
| 91,428.00     | -          | 91,428.00     | 91,428.00    | -          |
| 479,915.27    | -          | 479,915.27    | 396,340.00   | 205,951.20 |
| 639,616.00    | -          | 639,616.00    | 639,616.00   | 230,558.00 |
| 901,664.00    | -          | 901,664.00    | 901,664.00   | 568,403.12 |
| 174,632.04    | -          | 174,632.04    | 174,632.04   | -          |

|               |           |               |               |              |
|---------------|-----------|---------------|---------------|--------------|
| 1,885,748.16  | -         | 1,885,748.16  | 1,378,412.00  | 706,936.42   |
| 262,504.00    | -         | 262,504.00    | 262,504.00    | 1,263.00     |
| 1,843,255.00  | -         | 1,843,255.00  | 1,013,536.00  | 539,072.55   |
| 490,048.00    | -         | 490,048.00    | 490,048.00    | 334,568.91   |
| 300,940.46    | -         | 300,940.46    | 300,940.46    | 201,242.82   |
| 127,072.00    | -         | 127,072.00    | 127,072.00    | 45,248.70    |
| 135,860.21    | -         | 135,860.21    | 135,860.21    | 85,455.06    |
| 3,080,821.30  | -         | 3,080,821.30  | 1,931,768.00  | 1,326,184.69 |
| 69,236.78     | -         | 69,236.78     | 69,236.78     | 34,771.51    |
| 38,790.40     | -         | 38,790.40     | 38,790.40     | 23,478.28    |
| 111,796.00    | -         | 111,796.00    | 111,796.00    | -            |
| 167,428.00    | -         | 167,428.00    | 167,428.00    | -            |
| 151,316.00    | -         | 151,316.00    | 151,316.00    | -            |
| 112,389.41    | -         | 112,389.41    | 112,389.41    | 14,372.33    |
| 844,150.85    | -         | 844,150.85    | 844,150.85    | 421,762.87   |
| 235,524.00    | -         | 235,524.00    | 235,524.00    | 57,697.26    |
| 56,012.00     | -         | 56,012.00     | 56,012.00     | -            |
| 2,120,536.00  | -         | 2,120,536.00  | 1,613,556.00  | 920,627.24   |
| 690,061.61    | -         | 690,061.61    | 690,061.61    | 409,942.33   |
| 438,326.74    | -         | 438,326.74    | 438,326.74    | 284,231.67   |
| 1,158,394.44  | -         | 1,158,394.44  | 866,552.00    | 495,720.61   |
| 11,995,322.58 | -         | 11,995,322.58 | 7,378,916.00  | 716,960.79   |
| 162,773.76    | -         | 162,773.76    | 162,773.76    | -            |
| 1,259,092.00  | -         | 1,259,092.00  | 1,259,092.00  | 444,174.71   |
| 147,972.00    | -         | 147,972.00    | 147,972.00    | -            |
| 263,471.80    | -         | 263,471.80    | 232,256.00    | 98,594.44    |
| 866,101.05    | -         | 866,101.05    | 365,636.00    | -            |
| 453,154.10    | -         | 453,154.10    | 453,154.10    | -            |
| 223,745.04    | -         | 223,745.04    | 223,745.04    | 115,951.76   |
| 310,047.43    | -         | 310,047.43    | 310,047.43    | 193,375.92   |
| 93,176.00     | -         | 93,176.00     | 93,176.00     | 38,336.76    |
| 805,372.00    | -         | 805,372.00    | 805,372.00    | 331,352.21   |
| 351,090.99    | -         | 351,090.99    | 172,140.00    | 43,784.93    |
| 1,302,267.28  | -         | 1,302,267.28  | 663,480.00    | 344,338.28   |
| 168,340.00    | -         | 168,340.00    | 168,340.00    | 61,556.68    |
| 72,580.00     | -         | 72,580.00     | 72,580.00     | 16,048.78    |
| 956,086.24    | -         | 956,086.24    | 483,284.00    | 137,934.61   |
| 1,151,824.76  | -         | 1,151,824.76  | 804,004.00    | 338,787.53   |
| 594,300.00    | -         | 594,300.00    | 188,632.00    | 21,315.87    |
| 109,230.93    | -         | 109,230.93    | 109,230.93    | 25,038.80    |
| 909,550.00    | -         | 909,550.00    | 259,996.00    | 133,350.90   |
| 7,614,918.58  | 9,988.27  | 7,624,906.85  | 4,852,752.00  | 461,151.93   |
| 15,363,714.33 | 16,852.51 | 15,380,566.84 | 4,391,052.00  | 727,087.60   |
| 7,262,332.00  | 8,243.49  | 7,270,575.49  | 3,210,924.00  | 230,148.56   |
| 4,978,237.64  | 8,449.39  | 4,986,687.03  | 3,627,176.00  | 92,118.05    |
| 27,024,670.00 | -         | 27,024,670.00 | 14,830,184.00 | 3,288,873.74 |
| 295,012.00    | -         | 295,012.00    | 152,684.00    | 83,873.48    |

|              |           |              |              |              |
|--------------|-----------|--------------|--------------|--------------|
| 33,440.00    | -         | 33,440.00    | 33,440.00    | -            |
| 161,765.96   | -         | 161,765.96   | 161,765.96   | -            |
| 1,629,018.19 | -         | 1,629,018.19 | 1,463,380.00 | 520,680.75   |
| 2,661,663.09 | -         | 2,661,663.09 | 1,665,312.00 | 589,646.56   |
| 155,572.00   | -         | 155,572.00   | 155,572.00   | 11,828.73    |
| 75,620.00    | -         | 75,620.00    | 75,620.00    | 56,712.47    |
| 491,340.00   | -         | 491,340.00   | 491,340.00   | 299,168.85   |
| 323,528.26   | -         | 323,528.26   | 323,528.26   | 177,228.84   |
| 401,856.00   | -         | 401,856.00   | 296,856.00   | 190,913.24   |
| 220,020.00   | -         | 220,020.00   | 220,020.00   | -            |
| 79,659.03    | -         | 79,659.03    | 79,659.03    | -            |
| 594,580.62   | -         | 594,580.62   | 594,580.62   | 115,775.63   |
| 1,492,248.27 | -         | 1,492,248.27 | 977,588.00   | 551,807.10   |
| 744,800.00   | -         | 744,800.00   | 744,800.00   | 259,772.87   |
| 718,352.00   | -         | 718,352.00   | 718,352.00   | 467,266.73   |
| 30,286.74    | -         | 30,286.74    | 30,286.74    | 27,139.61    |
| 9,563,517.63 | -         | 9,563,517.63 | 3,363,380.00 | -            |
| 197,676.00   | -         | 197,676.00   | 197,676.00   | 15,063.28    |
| 946,170.77   | 13,159.13 | 959,329.90   | 668,724.00   | 264,188.22   |
| 693,179.67   | 14,132.25 | 707,311.92   | 693,179.67   | 237,324.35   |
| 3,402,160.31 | 23,583.86 | 3,425,744.17 | 3,402,160.31 | 1,026,381.99 |
| 2,717,502.25 | 67,202.77 | 2,784,705.02 | 2,717,502.25 | 823,281.57   |
| 1,445,602.42 | 10,102.40 | 1,455,704.82 | 1,445,602.42 | 675,931.17   |
| 1,220,770.16 | -         | 1,220,770.16 | 1,211,440.00 | 233,931.50   |
| 936,136.87   | 20,290.50 | 956,427.37   | 936,136.87   | 493,528.43   |
| 4,665,666.04 | -         | 4,665,666.04 | 4,665,666.04 | 1,849,451.82 |
| 727,023.84   | -         | 727,023.84   | 433,428.00   | 293,247.22   |
| 301,644.00   | -         | 301,644.00   | 301,644.00   | 106,954.84   |
| 1,107,615.76 | -         | 1,107,615.76 | 555,712.00   | 261,256.48   |
| 384,256.00   | -         | 384,256.00   | 384,256.00   | 107,563.35   |
| 9,513,536.75 | -         | 9,513,536.75 | 4,213,440.00 | 832,559.44   |
| 441,864.00   | -         | 441,864.00   | 441,864.00   | 96,355.22    |
| 1,039,218.46 | -         | 1,039,218.46 | 731,728.00   | 392,323.36   |
| 1,495,265.34 | -         | 1,495,265.34 | 1,495,265.34 | 881,369.31   |
| 1,311,522.48 | -         | 1,311,522.48 | 885,400.00   | 317,746.21   |
| 468,182.05   | -         | 468,182.05   | 319,124.00   | 141,413.91   |
| 2,042,120.00 | -         | 2,042,120.00 | 2,042,120.00 | 972,697.62   |
| 183,094.86   | -         | 183,094.86   | 183,094.86   | 117,682.95   |
| 155,496.00   | -         | 155,496.00   | 155,496.00   | 78,091.11    |
| 66,728.00    | -         | 66,728.00    | 66,728.00    | -            |
| 308,408.00   | -         | 308,408.00   | 308,408.00   | 94,741.76    |
| 332,956.00   | -         | 332,956.00   | 332,956.00   | -            |
| 190,380.00   | -         | 190,380.00   | 190,380.00   | 138,303.10   |
| 637,309.38   | -         | 637,309.38   | 224,200.00   | 119,076.12   |
| 68,856.00    | -         | 68,856.00    | 68,856.00    | 20,864.97    |
| 835,497.91   | -         | 835,497.91   | 156,180.00   | -            |
| 526,164.62   | -         | 526,164.62   | 217,664.00   | -            |

|              |           |              |              |              |
|--------------|-----------|--------------|--------------|--------------|
| 1,532,567.65 | 14,248.65 | 1,546,816.30 | 514,672.00   | 112,257.36   |
| -            | -         | -            | -            | -            |
| 242,060.00   | -         | 242,060.00   | 242,060.00   | 188,170.79   |
| 214,168.00   | -         | 214,168.00   | 214,168.00   | 121,132.46   |
| 866,215.25   | -         | 866,215.25   | 437,342.00   | 302,409.26   |
| 2,275,796.62 | -         | 2,275,796.62 | 775,580.00   | 404,284.07   |
| 4,443,340.00 | 4,988.00  | 4,448,328.00 | 2,543,340.00 | 331,551.00   |
| 1,226,791.13 | 3,512.92  | 1,230,304.05 | 1,226,791.13 | 346,621.34   |
| 7,753,444.55 | 17,071.64 | 7,770,516.19 | 7,753,444.55 | 2,880,411.01 |
| 8,192,601.70 | 7,348.53  | 8,199,950.23 | 3,487,336.00 | -            |
| 93,556.00    | -         | 93,556.00    | 93,556.00    | 20,641.74    |
| 432,442.10   | -         | 432,442.10   | 238,184.00   | 86,159.50    |
| 770,720.68   | -         | 770,720.68   | 425,524.00   | 196,005.15   |
| 634,028.01   | -         | 634,028.01   | 263,568.00   | 23,503.12    |
| 16,839.43    | -         | 16,839.43    | 16,839.43    | 3,976.31     |
| 294,101.84   | -         | 294,101.84   | 58,216.00    | -            |
| 666,721.47   | -         | 666,721.47   | 306,204.00   | 145,826.75   |
| 522,327.35   | -         | 522,327.35   | 390,716.00   | 190,770.15   |
| 1,365,156.00 | -         | 1,365,156.00 | 1,165,156.00 | -            |
| 585,528.49   | 11,406.10 | 596,934.59   | 585,528.49   | 94,717.58    |
| 2,494,957.79 | 61,335.44 | 2,556,293.23 | 2,364,170.00 | 1,045,123.43 |
| 1,425,971.56 | 13,643.90 | 1,439,615.46 | 1,052,372.00 | 449,171.53   |
| 334,146.12   | 10,604.50 | 344,750.62   | 334,146.12   | 132,625.08   |
| 2,128,163.50 | 25,250.40 | 2,153,413.90 | 1,788,052.00 | 196,532.45   |
| 588,232.31   | -         | 588,232.31   | 588,232.31   | 210,517.97   |
| 1,670,081.00 | 33,466.80 | 1,703,547.80 | 1,670,081.00 | 1,098,623.59 |
| 404,069.19   | -         | 404,069.19   | 220,932.00   | 56,680.78    |
| 2,888,493.28 | -         | 2,888,493.28 | 1,985,956.00 | 1,113,768.23 |
| 1,092,098.44 | -         | 1,092,098.44 | 740,012.00   | 462,813.89   |
| 122,855.69   | -         | 122,855.69   | 110,884.00   | 23,390.25    |
| 357,080.65   | -         | 357,080.65   | 357,080.65   | 39,793.55    |
| 465,880.39   | -         | 465,880.39   | 457,292.00   | 178,068.70   |
| 49,534.63    | -         | 49,534.63    | 49,534.63    | 1,215.58     |
| 371,944.00   | -         | 371,944.00   | 371,944.00   | 104,132.90   |
| 241,604.00   | -         | 241,604.00   | 241,604.00   | 48,486.37    |
| 884,298.01   | -         | 884,298.01   | 775,276.00   | -            |
| 326,724.00   | -         | 326,724.00   | 326,724.00   | 33,054.74    |
| 1,366,480.00 | -         | 1,366,480.00 | 1,366,480.00 | 529,349.54   |
| 1,273,335.69 | -         | 1,273,335.69 | 495,900.00   | -            |
| 393,376.00   | -         | 393,376.00   | 393,376.00   | 182,709.52   |
| 587,601.23   | -         | 587,601.23   | 431,072.00   | 259,906.86   |
| 222,072.00   | -         | 222,072.00   | 222,072.00   | -            |
| 917,443.73   | -         | 917,443.73   | 693,120.00   | 402,974.07   |
| 1,162,190.32 | -         | 1,162,190.32 | 391,552.00   | 112,332.39   |
| 121,095.88   | -         | 121,095.88   | 121,095.88   | 42,509.69    |
| 585,541.48   | -         | 585,541.48   | 362,976.00   | 87,106.45    |
| 303,924.00   | -         | 303,924.00   | 303,924.00   | 3,965.92     |

|              |           |              |            |            |
|--------------|-----------|--------------|------------|------------|
| 701,537.17   | -         | 701,537.17   | 468,312.00 | 113,963.67 |
| 98,116.00    | -         | 98,116.00    | 98,116.00  | -          |
| 425,547.00   | 8,791.35  | 434,338.35   | 316,084.00 | 60,194.14  |
| 392,084.00   | -         | 392,084.00   | 392,084.00 | -          |
| 456,387.00   | -         | 456,387.00   | 199,044.00 | -          |
| 918,345.00   | -         | 918,345.00   | 310,460.00 | -          |
| 1,266,134.11 | -         | 1,266,134.11 | 503,120.00 | 117,845.07 |
| 953,363.49   | -         | 953,363.49   | 288,952.00 | -          |
| 737,554.00   | -         | 737,554.00   | 245,176.00 | 45,870.43  |
| 114,836.00   | -         | 114,836.00   | 114,836.00 | 33,762.71  |
| 274,205.83   | -         | 274,205.83   | 274,205.83 | 99,004.09  |
| 88,372.80    | -         | 88,372.80    | 88,372.80  | -          |
| 321,708.00   | -         | 321,708.00   | 321,708.00 | -          |
| 178,286.36   | -         | 178,286.36   | 80,256.00  | -          |
| 247,608.00   | -         | 247,608.00   | 247,608.00 | 56,350.12  |
| 291,460.00   | -         | 291,460.00   | 291,460.00 | -          |
| 388,051.00   | -         | 388,051.00   | 341,772.00 | -          |
| 412,604.00   | -         | 412,604.00   | 412,604.00 | 106,833.78 |
| 766,872.01   | -         | 766,872.01   | 302,480.00 | -          |
| 80,560.00    | -         | 80,560.00    | 80,560.00  | 17,943.18  |
| 280,364.00   | -         | 280,364.00   | 280,364.00 | 1,764.71   |
| 126,464.00   | -         | 126,464.00   | 126,464.00 | -          |
| 351,124.96   | -         | 351,124.96   | 288,420.00 | 87,415.59  |
| 103,717.77   | -         | 103,717.77   | 103,717.77 | 1,231.47   |
| 214,988.92   | -         | 214,988.92   | 152,988.00 | 67,812.03  |
| 292,624.19   | 5,010.00  | 297,634.19   | 292,624.19 | 103,242.16 |
| 341,639.11   | -         | 341,639.11   | 341,639.11 | 43,885.30  |
| 781,846.00   | -         | 781,846.00   | 387,676.00 | 129,953.12 |
| 1,638,153.25 | -         | 1,638,153.25 | 691,372.00 | 217,186.92 |
| 392,352.48   | -         | 392,352.48   | 392,352.48 | 154,420.97 |
| 343,080.10   | -         | 343,080.10   | 194,028.00 | 3,857.24   |
| -            | -         | -            | -          | -          |
| 543,442.54   | -         | 543,442.54   | 435,708.00 | 146,901.13 |
| 1,452,066.94 | 14,389.03 | 1,466,455.97 | 494,760.00 | 196,500.18 |
| 271,092.00   | -         | 271,092.00   | 271,092.00 | 16,879.60  |
| 319,580.00   | -         | 319,580.00   | 319,580.00 | -          |
| 301,539.74   | -         | 301,539.74   | 217,436.00 | 67,053.79  |
| 258,148.00   | -         | 258,148.00   | 124,716.00 | -          |
| 650,180.00   | -         | 650,180.00   | 650,180.00 | 211,719.41 |
| 873,406.80   | -         | 873,406.80   | 432,820.00 | 69,668.31  |
| 167,496.40   | -         | 167,496.40   | 167,496.40 | -          |
| 128,972.00   | -         | 128,972.00   | 128,972.00 | -          |
| 137,788.00   | -         | 137,788.00   | 137,788.00 | -          |
| 204,908.62   | -         | 204,908.62   | 204,908.62 | -          |
| 614,035.91   | -         | 614,035.91   | 233,700.00 | -          |
| 477,508.00   | -         | 477,508.00   | 477,508.00 | -          |
| 415,339.39   | -         | 415,339.39   | 415,339.39 | 111,063.66 |

|            |           |            |            |            |
|------------|-----------|------------|------------|------------|
| 152,076.00 | -         | 152,076.00 | 152,076.00 | -          |
| 994,666.00 | -         | 994,666.00 | 588,316.00 | 270,339.97 |
| 239,780.00 | -         | 239,780.00 | 239,780.00 | 46,387.42  |
| 214,852.00 | -         | 214,852.00 | 214,852.00 | 56,410.73  |
| 289,788.00 | -         | 289,788.00 | 289,788.00 | -          |
| 769,348.00 | 15,183.58 | 784,531.58 | 769,348.00 | 314,757.91 |
| 458,564.34 | -         | 458,564.34 | 163,400.00 | -          |
| 159,752.00 | -         | 159,752.00 | 159,752.00 | -          |
| 200,032.00 | -         | 200,032.00 | 200,032.00 | -          |

| ltm_max_rev | ltm_max_rev_cop | ltm_tot_rev | ltm_eql_rev_ini | ltm_ini_aid |
|-------------|-----------------|-------------|-----------------|-------------|
| 470972      | 0               | 470972      | 470972          | 0           |
| 28964674    | 0               | 28964674    | 14228644        | 0           |
| 96567.29    | 0               | 96567.29    | 96567.29        | 52871.55    |
| 201096      | 0               | 201096      | 201096          | 0           |
| 1414892     | 3342.37         | 1418234.37  | 1414892         | 723211.76   |
| 12894032    | 0               | 12894032    | 12894032        | 4846800.48  |
| 2728248     | 6084.09         | 2734332.09  | 2728248         | 1263305.28  |
| 1399996     | 7171.03         | 1407167.03  | 1399996         | 377158.87   |
| 3219647     | 3155.88         | 3222802.88  | 1227324         | 657555.79   |
| 2637479.15  | 3064.92         | 2640544.07  | 1772472         | 547109.32   |
| 3019548.73  | 8430.89         | 3027979.62  | 2426984         | 726378.62   |
| 0           | 0               | 0           | 0               | 0           |
| 1239332     | 0               | 1239332     | 1239332         | 198057.54   |
| 375440      | 0               | 375440      | 375440          | 55069.84    |
| 0           | 0               | 0           | 0               | 0           |
| 13484.57    | 0               | 13484.57    | 13484.57        | 13484.57    |
| 1905859.49  | 0               | 1905859.49  | 1905859.49      | 589411.12   |
| 435210.88   | 0               | 435210.88   | 252092          | 130884.73   |
| 95567.26    | 0               | 95567.26    | 95567.26        | 58265.75    |
| 471968.9    | 0               | 471968.9    | 471968.9        | 471522.11   |
| 1722503.96  | 0               | 1722503.96  | 1722503.96      | 1046692.81  |
| 610996.22   | 0               | 610996.22   | 610996.22       | 434720.01   |
| 0           | 0               | 0           | 0               | 0           |
| 0           | 0               | 0           | 0               | 0           |
| 0           | 0               | 0           | 0               | 0           |
| 0           | 0               | 0           | 0               | 0           |
| 0           | 0               | 0           | 0               | 0           |
| 0           | 0               | 0           | 0               | 0           |
| 0           | 0               | 0           | 0               | 0           |
| 276716      | 0               | 276716      | 276716          | 145524.94   |
| 3636068     | 0               | 3636068     | 3636068         | 731903.04   |
| 0           | 0               | 0           | 0               | 0           |
| 0           | 0               | 0           | 0               | 0           |
| 57228       | 0               | 57228       | 57228           | 0           |
| 577795.3    | 0               | 577795.3    | 239020          | 0           |
| 230812      | 0               | 230812      | 230812          | 73804.19    |

|            |          |            |            |            |
|------------|----------|------------|------------|------------|
| 1441590.65 | 0        | 1441590.65 | 881448     | 209409.9   |
| 397512     | 0        | 397512     | 293588     | 185901.52  |
| 559249     | 0        | 559249     | 181564     | 5031.36    |
| 1874453.05 | 0        | 1874453.05 | 1153490    | 711605.44  |
| 110212.27  | 0        | 110212.27  | 110212.27  | 53618.01   |
| 69817.94   | 0        | 69817.94   | 69817.94   | 23533.67   |
| 653107.06  | 0        | 653107.06  | 517712     | 289128.47  |
| 153748     | 0        | 153748     | 153748     | 12106.68   |
| 428488     | 7779.41  | 436267.41  | 428488     | 63663.51   |
| 1749562.36 | 16877.63 | 1766439.99 | 1725580    | 557948     |
| 791275.16  | 4180.22  | 795455.38  | 665304     | 199822.35  |
| 5885828.21 | 63774.4  | 5949602.61 | 4109928    | 740288.45  |
| 592812.16  | 0        | 592812.16  | 310080     | 0          |
| 0          | 0        | 0          | 0          | 0          |
| 521260.98  | 0        | 521260.98  | 489440     | 159046.72  |
| 380624     | 0        | 380624     | 380624     | 12463.81   |
| 0          | 0        | 0          | 0          | 0          |
| 110376.93  | 0        | 110376.93  | 110376.93  | 0          |
| 0          | 0        | 0          | 0          | 0          |
| 0          | 0        | 0          | 0          | 0          |
| 0          | 0        | 0          | 0          | 0          |
| 0          | 0        | 0          | 0          | 0          |
| 1796187.68 | 0        | 1796187.68 | 646532     | 391308.35  |
| 962153.92  | 0        | 962153.92  | 962153.92  | 421842.21  |
| 298216.7   | 0        | 298216.7   | 298216.7   | 140167.87  |
| 0          | 0        | 0          | 0          | 0          |
| 0          | 0        | 0          | 0          | 0          |
| 0          | 0        | 0          | 0          | 0          |
| 359784     | 0        | 359784     | 359784     | 110280.17  |
| 0          | 0        | 0          | 0          | 0          |
| 400384.89  | 0        | 400384.89  | 400384.89  | 222300.63  |
| 2267514.73 | 0        | 2267514.73 | 2267514.73 | 967183.51  |
| 0          | 0        | 0          | 0          | 0          |
| 0          | 0        | 0          | 0          | 0          |
| 869218.39  | 0        | 869218.39  | 429856     | 242993     |
| 608611.96  | 0        | 608611.96  | 190988     | 0          |
| 209684     | 0        | 209684     | 209684     | 46522.58   |
| 0          | 0        | 0          | 0          | 0          |
| 448096     | 0        | 448096     | 448096     | 137316.18  |
| 0          | 0        | 0          | 0          | 0          |
| 2758475.42 | 0        | 2758475.42 | 2714644    | 500990.48  |
| 424688     | 0        | 424688     | 424688     | 0          |
| 627780.57  | 0        | 627780.57  | 627780.57  | 0          |
| 8822038    | 11112.24 | 8833150.24 | 3602324    | 461951.22  |
| 1992912.59 | 6727.16  | 1999639.75 | 1992912.59 | 1063331.05 |
| 4082314.77 | 12464.96 | 4094779.73 | 4082314.77 | 1249565.65 |
| 294461.17  | 814.41   | 295275.58  | 282872     | 104645.59  |

|            |          |            |           |            |
|------------|----------|------------|-----------|------------|
| 12170792   | 0        | 12170792   | 12170792  | 3992526.81 |
| 2101780    | 7962.39  | 2109742.39 | 2101780   | 0          |
| 2147963.76 | 4676     | 2152639.76 | 1582928   | 105420.19  |
| 2160239.28 | 5326.39  | 2165565.67 | 1813208   | 398636.64  |
| 0          | 0        | 0          | 0         | 0          |
| 0          | 0        | 0          | 0         | 0          |
| 796253.34  | 0        | 796253.34  | 280364    | 58519.5    |
| 831337.03  | 0        | 831337.03  | 831337.03 | 526019.46  |
| 0          | 0        | 0          | 0         | 0          |
| 1928556.21 | 0        | 1928556.21 | 1783568   | 0          |
| 0          | 0        | 0          | 0         | 0          |
| 0          | 0        | 0          | 0         | 0          |
| 0          | 0        | 0          | 0         | 0          |
| 348688     | 0        | 348688     | 348688    | 184024.02  |
| 0          | 0        | 0          | 0         | 0          |
| 0          | 0        | 0          | 0         | 0          |
| 0          | 0        | 0          | 0         | 0          |
| 0          | 0        | 0          | 0         | 0          |
| 0          | 0        | 0          | 0         | 0          |
| 0          | 0        | 0          | 0         | 0          |
| 0          | 0        | 0          | 0         | 0          |
| 494692.98  | 0        | 494692.98  | 379088    | 181910.31  |
| 0          | 0        | 0          | 0         | 0          |
| 145692     | 0        | 145692     | 145692    | 57899.87   |
| 0          | 0        | 0          | 0         | 0          |
| 0          | 0        | 0          | 0         | 0          |
| 0          | 0        | 0          | 0         | 0          |
| 0          | 0        | 0          | 0         | 0          |
| 0          | 0        | 0          | 0         | 0          |
| 103284     | 0        | 103284     | 103284    | 16720.48   |
| 280912.68  | 0        | 280912.68  | 280912.68 | 118027.03  |
| 0          | 0        | 0          | 0         | 0          |
| 2522441.1  | 0        | 2522441.1  | 1437844   | 745601.02  |
| 735702.87  | 0        | 735702.87  | 210900    | 137605.46  |
| 0          | 0        | 0          | 0         | 0          |
| 0          | 0        | 0          | 0         | 0          |
| 0          | 0        | 0          | 0         | 0          |
| 650866.29  | 12686.91 | 663553.2   | 458280    | 97247.6    |
| 276868     | 7212.06  | 284080.06  | 276868    | 130827.31  |
| 0          | 0        | 0          | 0         | 0          |
| 510359.37  | 0        | 510359.37  | 510359.37 | 243296.91  |
| 1186066    | 30409.99 | 1216475.99 | 1100176   | 0          |
| 0          | 0        | 0          | 0         | 0          |
| 0          | 0        | 0          | 0         | 0          |
| 99740.23   | 0        | 99740.23   | 99740.23  | 28611.49   |
| 0          | 0        | 0          | 0         | 0          |
| 0          | 0        | 0          | 0         | 0          |

|             |           |             |           |            |
|-------------|-----------|-------------|-----------|------------|
| 43624       | 0         | 43624       | 43624     | 0          |
| 0           | 0         | 0           | 0         | 0          |
| 7535628.07  | 85180.8   | 7620808.87  | 2684168   | 0          |
| 7948912.09  | 16774.08  | 7965686.17  | 4304336   | 0          |
| 7886124.42  | 97356     | 7983480.42  | 3635460   | 0          |
| 8454228     | 49932     | 8504160     | 3477152   | 0          |
| 5642677     | 0         | 5642677     | 4512044   | 561344.93  |
| 1037172     | 38231.04  | 1075403.04  | 1037172   | 0          |
| 1254242.74  | 9393.61   | 1263636.35  | 1210300   | 0          |
| 10296855.85 | 221041.43 | 10517897.28 | 8870568   | 1330594.96 |
| 6824615     | 64925.28  | 6889540.28  | 1729608   | 0          |
| 17517384.54 | 167196.96 | 17684581.5  | 5002757   | 768236.22  |
| 1711529     | 1533.44   | 1713062.44  | 761292    | 310838.84  |
| 1986004.52  | 42462.72  | 2028467.24  | 1940660   | 0          |
| 12266223.16 | 109987.2  | 12376210.36 | 5127796   | 0          |
| 1164413.39  | 26292.96  | 1190706.35  | 1061492   | 709695.51  |
| 833245      | 0         | 833245      | 833245    | 731953.77  |
| 148960      | 0         | 148960      | 148960    | 79638.94   |
| 260573.6    | 0         | 260573.6    | 260573.6  | 70766.44   |
| 455240      | 0         | 455240      | 455240    | 178072.35  |
| 0           | 0         | 0           | 0         | 0          |
| 118634.91   | 0         | 118634.91   | 118634.91 | 24135.7    |
| 220309.88   | 0         | 220309.88   | 220309.88 | 17480.72   |
| 986107.71   | 0         | 986107.71   | 665684    | 0          |
| 1008295.96  | 0         | 1008295.96  | 307116    | 153791.57  |
| 1103573.89  | 0         | 1103573.89  | 416936    | 144378.82  |
| 678800.17   | 0         | 678800.17   | 368296    | 55532.64   |
| 1656040     | 0         | 1656040     | 1656040   | 0          |
| 238336      | 0         | 238336      | 238336    | 101320.22  |
| 521.14      | 0         | 521.14      | 521.14    | 76.19      |
| 0           | 0         | 0           | 0         | 0          |
| 0           | 0         | 0           | 0         | 0          |
| 0           | 0         | 0           | 0         | 0          |
| 100776      | 0         | 100776      | 100776    | 0          |
| 648067.2    | 0         | 648067.2    | 648067.2  | 383625.21  |
| 168686.45   | 0         | 168686.45   | 168686.45 | 96475.48   |
| 0           | 0         | 0           | 0         | 0          |
| 600866.64   | 0         | 600866.64   | 600866.64 | 67249.4    |
| 0           | 0         | 0           | 0         | 0          |
| 1744048     | 0         | 1744048     | 1744048   | 896811.91  |
| 0           | 0         | 0           | 0         | 0          |
| 0           | 0         | 0           | 0         | 0          |
| 0           | 0         | 0           | 0         | 0          |
| 0           | 0         | 0           | 0         | 0          |
| 66728       | 0         | 66728       | 66728     | 19305.06   |
| 594888.14   | 0         | 594888.14   | 424840    | 152440.67  |
| 92094.63    | 0         | 92094.63    | 92094.63  | 55853.54   |

|           |   |           |           |           |
|-----------|---|-----------|-----------|-----------|
| 98648     | 0 | 98648     | 98648     | 42559.35  |
| 0         | 0 | 0         | 0         | 0         |
| 0         | 0 | 0         | 0         | 0         |
| 0         | 0 | 0         | 0         | 0         |
| 221236    | 0 | 221236    | 221236    | 64935.8   |
| 618134.02 | 0 | 618134.02 | 574180    | 0         |
| 141362.24 | 0 | 141362.24 | 141362.24 | 529.06    |
| 351750    | 0 | 351750    | 223440    | 50047.76  |
| 0         | 0 | 0         | 0         | 0         |
| 0         | 0 | 0         | 0         | 0         |
| 0         | 0 | 0         | 0         | 0         |
| 0         | 0 | 0         | 0         | 0         |
| 226047.34 | 0 | 226047.34 | 53352     | 0         |
| 59736     | 0 | 59736     | 59736     | 0         |
| 81776     | 0 | 81776     | 81776     | 0         |
| 0         | 0 | 0         | 0         | 0         |
| 0         | 0 | 0         | 0         | 0         |
| 0         | 0 | 0         | 0         | 0         |
| 0         | 0 | 0         | 0         | 0         |
| 1236886   | 0 | 1236886   | 1050776   | 418393.08 |
| 746845.89 | 0 | 746845.89 | 196612    | 64532.34  |
| 79420     | 0 | 79420     | 79420     | 11195.43  |
| 0         | 0 | 0         | 0         | 0         |
| 0         | 0 | 0         | 0         | 0         |
| 0         | 0 | 0         | 0         | 0         |
| 0         | 0 | 0         | 0         | 0         |
| 1138100   | 0 | 1138100   | 1138100   | 568171.91 |
| 411246    | 0 | 411246    | 194788    | 93896.49  |
| 0         | 0 | 0         | 0         | 0         |
| 0         | 0 | 0         | 0         | 0         |
| 0         | 0 | 0         | 0         | 0         |
| 706869.36 | 0 | 706869.36 | 244568    | 152308.93 |
| 265448.28 | 0 | 265448.28 | 265448.28 | 92699.68  |
| 0         | 0 | 0         | 0         | 0         |
| 0         | 0 | 0         | 0         | 0         |
| 0         | 0 | 0         | 0         | 0         |
| 187644    | 0 | 187644    | 187644    | 14351.22  |
| 0         | 0 | 0         | 0         | 0         |
| 0         | 0 | 0         | 0         | 0         |
| 0         | 0 | 0         | 0         | 0         |
| 0         | 0 | 0         | 0         | 0         |
| 60648     | 0 | 60648     | 60648     | 18532.82  |
| 0         | 0 | 0         | 0         | 0         |
| 0         | 0 | 0         | 0         | 0         |
| 0         | 0 | 0         | 0         | 0         |
| 0         | 0 | 0         | 0         | 0         |
| 0         | 0 | 0         | 0         | 0         |

|             |   |             |           |            |
|-------------|---|-------------|-----------|------------|
| 91428       | 0 | 91428       | 91428     | 0          |
| 0           | 0 | 0           | 0         | 0          |
| 0           | 0 | 0           | 0         | 0          |
| 0           | 0 | 0           | 0         | 0          |
| 479915.27   | 0 | 479915.27   | 396340    | 205951.2   |
| 0           | 0 | 0           | 0         | 0          |
| 639616      | 0 | 639616      | 639616    | 230558     |
| 901664      | 0 | 901664      | 901664    | 568403.12  |
| 174632.04   | 0 | 174632.04   | 174632.04 | 0          |
| 1885748.16  | 0 | 1885748.16  | 1378412   | 706936.42  |
| 262504      | 0 | 262504      | 262504    | 1263       |
| 1843255     | 0 | 1843255     | 1013536   | 539072.55  |
| 0           | 0 | 0           | 0         | 0          |
| 490048      | 0 | 490048      | 490048    | 334568.91  |
| 300940.46   | 0 | 300940.46   | 300940.46 | 201242.82  |
| 127072      | 0 | 127072      | 127072    | 45248.7    |
| 135860.21   | 0 | 135860.21   | 135860.21 | 85455.06   |
| 3080821.3   | 0 | 3080821.3   | 1931768   | 1326184.69 |
| 69236.78    | 0 | 69236.78    | 69236.78  | 34771.51   |
| 38790.4     | 0 | 38790.4     | 38790.4   | 23478.28   |
| 111796      | 0 | 111796      | 111796    | 0          |
| 167428      | 0 | 167428      | 167428    | 0          |
| 0           | 0 | 0           | 0         | 0          |
| 151316      | 0 | 151316      | 151316    | 0          |
| 112389.41   | 0 | 112389.41   | 112389.41 | 14372.33   |
| 844150.85   | 0 | 844150.85   | 844150.85 | 421762.87  |
| 235524      | 0 | 235524      | 235524    | 57697.26   |
| 0           | 0 | 0           | 0         | 0          |
| 56012       | 0 | 56012       | 56012     | 0          |
| 0           | 0 | 0           | 0         | 0          |
| 2120536     | 0 | 2120536     | 1613556   | 920627.24  |
| 0           | 0 | 0           | 0         | 0          |
| 0           | 0 | 0           | 0         | 0          |
| 0           | 0 | 0           | 0         | 0          |
| 0           | 0 | 0           | 0         | 0          |
| 0           | 0 | 0           | 0         | 0          |
| 690061.61   | 0 | 690061.61   | 690061.61 | 409942.33  |
| 438326.74   | 0 | 438326.74   | 438326.74 | 284231.67  |
| 1158394.44  | 0 | 1158394.44  | 866552    | 495720.61  |
| 11995322.58 | 0 | 11995322.58 | 7378916   | 716960.79  |
| 162773.76   | 0 | 162773.76   | 162773.76 | 0          |
| 0           | 0 | 0           | 0         | 0          |
| 1259092     | 0 | 1259092     | 1259092   | 444174.71  |
| 147972      | 0 | 147972      | 147972    | 0          |
| 263471.8    | 0 | 263471.8    | 232256    | 98594.44   |
| 866101.05   | 0 | 866101.05   | 365636    | 0          |

|             |          |             |           |            |
|-------------|----------|-------------|-----------|------------|
| 453154.1    | 0        | 453154.1    | 453154.1  | 0          |
| 223745.04   | 0        | 223745.04   | 223745.04 | 115951.76  |
| 310047.43   | 0        | 310047.43   | 310047.43 | 193375.92  |
| 93176       | 0        | 93176       | 93176     | 38336.76   |
| 805372      | 0        | 805372      | 805372    | 331352.21  |
| 0           | 0        | 0           | 0         | 0          |
| 0           | 0        | 0           | 0         | 0          |
| 0           | 0        | 0           | 0         | 0          |
| 0           | 0        | 0           | 0         | 0          |
| 351090.99   | 0        | 351090.99   | 172140    | 43784.93   |
| 1302267.28  | 0        | 1302267.28  | 663480    | 344338.28  |
| 168340      | 0        | 168340      | 168340    | 61556.68   |
| 0           | 0        | 0           | 0         | 0          |
| 0           | 0        | 0           | 0         | 0          |
| 0           | 0        | 0           | 0         | 0          |
| 72580       | 0        | 72580       | 72580     | 16048.78   |
| 956086.24   | 0        | 956086.24   | 483284    | 137934.61  |
| 1151824.76  | 0        | 1151824.76  | 804004    | 338787.53  |
| 0           | 0        | 0           | 0         | 0          |
| 594300      | 0        | 594300      | 188632    | 21315.87   |
| 109230.93   | 0        | 109230.93   | 109230.93 | 25038.8    |
| 909550      | 0        | 909550      | 259996    | 133350.9   |
| 0           | 0        | 0           | 0         | 0          |
| 0           | 0        | 0           | 0         | 0          |
| 0           | 0        | 0           | 0         | 0          |
| 0           | 0        | 0           | 0         | 0          |
| 0           | 0        | 0           | 0         | 0          |
| 0           | 0        | 0           | 0         | 0          |
| 7614918.58  | 9988.27  | 7624906.85  | 4852752   | 461151.93  |
| 15363714.33 | 16852.51 | 15380566.84 | 4391052   | 727087.6   |
| 7262332     | 8243.49  | 7270575.49  | 3210924   | 230148.56  |
| 4978237.64  | 8449.39  | 4986687.03  | 3627176   | 92118.05   |
| 27024670    | 0        | 27024670    | 14830184  | 3288873.74 |
| 0           | 0        | 0           | 0         | 0          |
| 0           | 0        | 0           | 0         | 0          |
| 295012      | 0        | 295012      | 152684    | 83873.48   |
| 0           | 0        | 0           | 0         | 0          |
| 0           | 0        | 0           | 0         | 0          |
| 33440       | 0        | 33440       | 33440     | 0          |
| 0           | 0        | 0           | 0         | 0          |
| 0           | 0        | 0           | 0         | 0          |
| 0           | 0        | 0           | 0         | 0          |
| 161765.96   | 0        | 161765.96   | 161765.96 | 0          |
| 0           | 0        | 0           | 0         | 0          |
| 0           | 0        | 0           | 0         | 0          |
| 0           | 0        | 0           | 0         | 0          |
| 0           | 0        | 0           | 0         | 0          |

|            |          |            |            |            |
|------------|----------|------------|------------|------------|
| 0          | 0        | 0          | 0          | 0          |
| 0          | 0        | 0          | 0          | 0          |
| 0          | 0        | 0          | 0          | 0          |
| 0          | 0        | 0          | 0          | 0          |
| 0          | 0        | 0          | 0          | 0          |
| 0          | 0        | 0          | 0          | 0          |
| 0          | 0        | 0          | 0          | 0          |
| 1629018.19 | 0        | 1629018.19 | 1463380    | 520680.75  |
| 0          | 0        | 0          | 0          | 0          |
| 2661663.09 | 0        | 2661663.09 | 1665312    | 589646.56  |
| 0          | 0        | 0          | 0          | 0          |
| 0          | 0        | 0          | 0          | 0          |
| 155572     | 0        | 155572     | 155572     | 11828.73   |
| 75620      | 0        | 75620      | 75620      | 56712.47   |
| 0          | 0        | 0          | 0          | 0          |
| 491340     | 0        | 491340     | 491340     | 299168.85  |
| 323528.26  | 0        | 323528.26  | 323528.26  | 177228.84  |
| 0          | 0        | 0          | 0          | 0          |
| 0          | 0        | 0          | 0          | 0          |
| 0          | 0        | 0          | 0          | 0          |
| 401856     | 0        | 401856     | 296856     | 190913.24  |
| 220020     | 0        | 220020     | 220020     | 0          |
| 0          | 0        | 0          | 0          | 0          |
| 79659.03   | 0        | 79659.03   | 79659.03   | 0          |
| 0          | 0        | 0          | 0          | 0          |
| 594580.62  | 0        | 594580.62  | 594580.62  | 115775.63  |
| 1492248.27 | 0        | 1492248.27 | 977588     | 551807.1   |
| 744800     | 0        | 744800     | 744800     | 259772.87  |
| 718352     | 0        | 718352     | 718352     | 467266.73  |
| 30286.74   | 0        | 30286.74   | 30286.74   | 27139.61   |
| 0          | 0        | 0          | 0          | 0          |
| 9563517.63 | 0        | 9563517.63 | 3363380    | 0          |
| 0          | 0        | 0          | 0          | 0          |
| 197676     | 0        | 197676     | 197676     | 15063.28   |
| 946170.77  | 13159.13 | 959329.9   | 668724     | 264188.22  |
| 693179.67  | 14132.25 | 707311.92  | 693179.67  | 237324.35  |
| 3402160.31 | 23583.86 | 3425744.17 | 3402160.31 | 1026381.99 |
| 2717502.25 | 67202.77 | 2784705.02 | 2717502.25 | 823281.57  |
| 1445602.42 | 10102.4  | 1455704.82 | 1445602.42 | 675931.17  |
| 1220770.16 | 0        | 1220770.16 | 1211440    | 233931.5   |
| 936136.87  | 20290.5  | 956427.37  | 936136.87  | 493528.43  |
| 4665666.04 | 0        | 4665666.04 | 4665666.04 | 1849451.82 |
| 0          | 0        | 0          | 0          | 0          |
| 0          | 0        | 0          | 0          | 0          |
| 0          | 0        | 0          | 0          | 0          |
| 0          | 0        | 0          | 0          | 0          |
| 0          | 0        | 0          | 0          | 0          |

|            |          |            |            |            |
|------------|----------|------------|------------|------------|
| 0          | 0        | 0          | 0          | 0          |
| 0          | 0        | 0          | 0          | 0          |
| 727023.84  | 0        | 727023.84  | 433428     | 293247.22  |
| 301644     | 0        | 301644     | 301644     | 106954.84  |
| 1107615.76 | 0        | 1107615.76 | 555712     | 261256.48  |
| 384256     | 0        | 384256     | 384256     | 107563.35  |
| 9513536.75 | 0        | 9513536.75 | 4213440    | 832559.44  |
| 441864     | 0        | 441864     | 441864     | 96355.22   |
| 1039218.46 | 0        | 1039218.46 | 731728     | 392323.36  |
| 1495265.34 | 0        | 1495265.34 | 1495265.34 | 881369.31  |
| 1311522.48 | 0        | 1311522.48 | 885400     | 317746.21  |
| 468182.05  | 0        | 468182.05  | 319124     | 141413.91  |
| 2042120    | 0        | 2042120    | 2042120    | 972697.62  |
| 0          | 0        | 0          | 0          | 0          |
| 183094.86  | 0        | 183094.86  | 183094.86  | 117682.95  |
| 155496     | 0        | 155496     | 155496     | 78091.11   |
| 0          | 0        | 0          | 0          | 0          |
| 66728      | 0        | 66728      | 66728      | 0          |
| 308408     | 0        | 308408     | 308408     | 94741.76   |
| 332956     | 0        | 332956     | 332956     | 0          |
| 0          | 0        | 0          | 0          | 0          |
| 190380     | 0        | 190380     | 190380     | 138303.1   |
| 637309.38  | 0        | 637309.38  | 224200     | 119076.12  |
| 0          | 0        | 0          | 0          | 0          |
| 0          | 0        | 0          | 0          | 0          |
| 0          | 0        | 0          | 0          | 0          |
| 0          | 0        | 0          | 0          | 0          |
| 0          | 0        | 0          | 0          | 0          |
| 68856      | 0        | 68856      | 68856      | 20864.97   |
| 835497.91  | 0        | 835497.91  | 156180     | 0          |
| 0          | 0        | 0          | 0          | 0          |
| 0          | 0        | 0          | 0          | 0          |
| 0          | 0        | 0          | 0          | 0          |
| 526164.62  | 0        | 526164.62  | 217664     | 0          |
| 1532567.65 | 14248.65 | 1546816.3  | 514672     | 112257.36  |
| 0          | 0        | 0          | 0          | 0          |
| 242060     | 0        | 242060     | 242060     | 188170.79  |
| 0          | 0        | 0          | 0          | 0          |
| 214168     | 0        | 214168     | 214168     | 121132.46  |
| 866215.25  | 0        | 866215.25  | 437342     | 302409.26  |
| 0          | 0        | 0          | 0          | 0          |
| 2275796.62 | 0        | 2275796.62 | 775580     | 404284.07  |
| 0          | 0        | 0          | 0          | 0          |
| 4443340    | 4988     | 4448328    | 2543340    | 331551     |
| 1226791.13 | 3512.92  | 1230304.05 | 1226791.13 | 346621.34  |
| 7753444.55 | 17071.64 | 7770516.19 | 7753444.55 | 2880411.01 |
| 8192601.7  | 7348.53  | 8199950.23 | 3487336    | 0          |

|            |          |            |           |            |
|------------|----------|------------|-----------|------------|
| 93556      | 0        | 93556      | 93556     | 20641.74   |
| 432442.1   | 0        | 432442.1   | 238184    | 86159.5    |
| 770720.68  | 0        | 770720.68  | 425524    | 196005.15  |
| 634028.01  | 0        | 634028.01  | 263568    | 23503.12   |
| 16839.43   | 0        | 16839.43   | 16839.43  | 3976.31    |
| 294101.84  | 0        | 294101.84  | 58216     | 0          |
| 666721.47  | 0        | 666721.47  | 306204    | 145826.75  |
| 522327.35  | 0        | 522327.35  | 390716    | 190770.15  |
| 1365156    | 0        | 1365156    | 1165156   | 0          |
| 585528.49  | 11406.1  | 596934.59  | 585528.49 | 94717.58   |
| 2494957.79 | 61335.44 | 2556293.23 | 2364170   | 1045123.43 |
| 1425971.56 | 13643.9  | 1439615.46 | 1052372   | 449171.53  |
| 0          | 0        | 0          | 0         | 0          |
| 334146.12  | 10604.5  | 344750.62  | 334146.12 | 132625.08  |
| 2128163.5  | 25250.4  | 2153413.9  | 1788052   | 196532.45  |
| 588232.31  | 0        | 588232.31  | 588232.31 | 210517.97  |
| 1670081    | 33466.8  | 1703547.8  | 1670081   | 1098623.59 |
| 404069.19  | 0        | 404069.19  | 220932    | 56680.78   |
| 0          | 0        | 0          | 0         | 0          |
| 0          | 0        | 0          | 0         | 0          |
| 0          | 0        | 0          | 0         | 0          |
| 0          | 0        | 0          | 0         | 0          |
| 2888493.28 | 0        | 2888493.28 | 1985956   | 1113768.23 |
| 1092098.44 | 0        | 1092098.44 | 740012    | 462813.89  |
| 0          | 0        | 0          | 0         | 0          |
| 122855.69  | 0        | 122855.69  | 110884    | 23390.25   |
| 0          | 0        | 0          | 0         | 0          |
| 357080.65  | 0        | 357080.65  | 357080.65 | 39793.55   |
| 465880.39  | 0        | 465880.39  | 457292    | 178068.7   |
| 49534.63   | 0        | 49534.63   | 49534.63  | 1215.58    |
| 371944     | 0        | 371944     | 371944    | 104132.9   |
| 241604     | 0        | 241604     | 241604    | 48486.37   |
| 884298.01  | 0        | 884298.01  | 775276    | 0          |
| 326724     | 0        | 326724     | 326724    | 33054.74   |
| 1366480    | 0        | 1366480    | 1366480   | 529349.54  |
| 0          | 0        | 0          | 0         | 0          |
| 1273335.69 | 0        | 1273335.69 | 495900    | 0          |
| 0          | 0        | 0          | 0         | 0          |
| 393376     | 0        | 393376     | 393376    | 182709.52  |
| 587601.23  | 0        | 587601.23  | 431072    | 259906.86  |
| 222072     | 0        | 222072     | 222072    | 0          |
| 0          | 0        | 0          | 0         | 0          |
| 917443.73  | 0        | 917443.73  | 693120    | 402974.07  |
| 1162190.32 | 0        | 1162190.32 | 391552    | 112332.39  |
| 121095.88  | 0        | 121095.88  | 121095.88 | 42509.69   |
| 585541.48  | 0        | 585541.48  | 362976    | 87106.45   |
| 303924     | 0        | 303924     | 303924    | 3965.92    |

|            |          |            |           |           |
|------------|----------|------------|-----------|-----------|
| 701537.17  | 0        | 701537.17  | 468312    | 113963.67 |
| 98116      | 0        | 98116      | 98116     | 0         |
| 425547     | 8791.35  | 434338.35  | 316084    | 60194.14  |
| 392084     | 0        | 392084     | 392084    | 0         |
| 456387     | 0        | 456387     | 199044    | 0         |
| 918345     | 0        | 918345     | 310460    | 0         |
| 0          | 0        | 0          | 0         | 0         |
| 1266134.11 | 0        | 1266134.11 | 503120    | 117845.07 |
| 953363.49  | 0        | 953363.49  | 288952    | 0         |
| 737554     | 0        | 737554     | 245176    | 45870.43  |
| 114836     | 0        | 114836     | 114836    | 33762.71  |
| 274205.83  | 0        | 274205.83  | 274205.83 | 99004.09  |
| 88372.8    | 0        | 88372.8    | 88372.8   | 0         |
| 321708     | 0        | 321708     | 321708    | 0         |
| 178286.36  | 0        | 178286.36  | 80256     | 0         |
| 0          | 0        | 0          | 0         | 0         |
| 247608     | 0        | 247608     | 247608    | 56350.12  |
| 291460     | 0        | 291460     | 291460    | 0         |
| 388051     | 0        | 388051     | 341772    | 0         |
| 412604     | 0        | 412604     | 412604    | 106833.78 |
| 766872.01  | 0        | 766872.01  | 302480    | 0         |
| 80560      | 0        | 80560      | 80560     | 17943.18  |
| 280364     | 0        | 280364     | 280364    | 1764.71   |
| 126464     | 0        | 126464     | 126464    | 0         |
| 351124.96  | 0        | 351124.96  | 288420    | 87415.59  |
| 103717.77  | 0        | 103717.77  | 103717.77 | 1231.47   |
| 214988.92  | 0        | 214988.92  | 152988    | 67812.03  |
| 292624.19  | 5010     | 297634.19  | 292624.19 | 103242.16 |
| 341639.11  | 0        | 341639.11  | 341639.11 | 43885.3   |
| 781846     | 0        | 781846     | 387676    | 129953.12 |
| 1638153.25 | 0        | 1638153.25 | 691372    | 217186.92 |
| 392352.48  | 0        | 392352.48  | 392352.48 | 154420.97 |
| 343080.1   | 0        | 343080.1   | 194028    | 3857.24   |
| 0          | 0        | 0          | 0         | 0         |
| 0          | 0        | 0          | 0         | 0         |
| 543442.54  | 0        | 543442.54  | 435708    | 146901.13 |
| 1452066.94 | 14389.03 | 1466455.97 | 494760    | 196500.18 |
| 271092     | 0        | 271092     | 271092    | 16879.6   |
| 319580     | 0        | 319580     | 319580    | 0         |
| 301539.74  | 0        | 301539.74  | 217436    | 67053.79  |
| 258148     | 0        | 258148     | 124716    | 0         |
| 650180     | 0        | 650180     | 650180    | 211719.41 |
| 873406.8   | 0        | 873406.8   | 432820    | 69668.31  |
| 0          | 0        | 0          | 0         | 0         |
| 167496.4   | 0        | 167496.4   | 167496.4  | 0         |
| 128972     | 0        | 128972     | 128972    | 0         |
| 0          | 0        | 0          | 0         | 0         |

|           |          |           |           |           |
|-----------|----------|-----------|-----------|-----------|
| 137788    | 0        | 137788    | 137788    | 0         |
| 204908.62 | 0        | 204908.62 | 204908.62 | 0         |
| 614035.91 | 0        | 614035.91 | 233700    | 0         |
| 477508    | 0        | 477508    | 477508    | 0         |
| 415339.39 | 0        | 415339.39 | 415339.39 | 111063.66 |
| 152076    | 0        | 152076    | 152076    | 0         |
| 994666    | 0        | 994666    | 588316    | 270339.97 |
| 239780    | 0        | 239780    | 239780    | 46387.42  |
| 214852    | 0        | 214852    | 214852    | 56410.73  |
| 289788    | 0        | 289788    | 289788    | 0         |
| 769348    | 15183.58 | 784531.58 | 769348    | 314757.91 |
| 458564.34 | 0        | 458564.34 | 163400    | 0         |
| 159752    | 0        | 159752    | 159752    | 0         |
| 200032    | 0        | 200032    | 200032    | 0         |

| col17         | col18 | col19 | col20 | col21 | col22        | col23      | col24     |
|---------------|-------|-------|-------|-------|--------------|------------|-----------|
| Total Aid     |       |       |       |       | ANTC/APU     | levy ratio | aid ratio |
| 95,940,644.90 |       |       |       |       | 3,144,974.64 |            |           |
| -             |       |       |       |       | 12,971.64    | 1.00       | -         |
| 11,000,000.00 |       |       |       |       | 15,015.00    | 1.00       | -         |
| 52,871.55     |       |       |       |       | 4,521.76     | 0.45       | 0.55      |
| -             |       |       |       |       | 17,797.83    | 1.00       | -         |
| 723,211.76    |       |       |       |       | 4,885.18     | 0.49       | 0.51      |
| 4,846,800.48  |       |       |       |       | 6,236.72     | 0.62       | 0.38      |
| 1,263,305.28  |       |       |       |       | 5,365.81     | 0.54       | 0.46      |
| 377,158.87    |       |       |       |       | 7,300.93     | 0.73       | 0.27      |
| 657,555.79    |       |       |       |       | 4,639.14     | 0.46       | 0.54      |
| 547,109.32    |       |       |       |       | 6,908.50     | 0.69       | 0.31      |
| 726,378.62    |       |       |       |       | 7,002.21     | 0.70       | 0.30      |
| 198,057.54    |       |       |       |       | 8,396.07     | 0.84       | 0.16      |
| 55,069.84     |       |       |       |       | 8,527.27     | 0.85       | 0.15      |
| 13,484.57     |       |       |       |       | -            | -          | 1.00      |
| 589,411.12    |       |       |       |       | 6,902.58     | 0.69       | 0.31      |
| 130,884.73    |       |       |       |       | 4,804.72     | 0.48       | 0.52      |
| 58,265.75     |       |       |       |       | 3,900.46     | 0.39       | 0.61      |
| 471,522.11    |       |       |       |       | 9.46         | 0.00       | 1.00      |
| 1,046,692.81  |       |       |       |       | 3,920.70     | 0.39       | 0.61      |
| 434,720.01    |       |       |       |       | 2,883.06     | 0.29       | 0.71      |
| 145,524.94    |       |       |       |       | 4,737.71     | 0.47       | 0.53      |
| 731,903.04    |       |       |       |       | 7,981.56     | 0.80       | 0.20      |
| -             |       |       |       |       | 13,470.77    | 1.00       | -         |
| -             |       |       |       |       | 10,150.30    | 1.00       | -         |
| 73,804.19     |       |       |       |       | 6,797.69     | 0.68       | 0.32      |
| 209,409.90    |       |       |       |       | 7,618.96     | 0.76       | 0.24      |
| 185,901.52    |       |       |       |       | 3,665.40     | 0.37       | 0.63      |
| 5,031.36      |       |       |       |       | 9,716.14     | 0.97       | 0.03      |
| 711,605.44    |       |       |       |       | 3,828.19     | 0.38       | 0.62      |
| 53,618.01     |       |       |       |       | 5,131.46     | 0.51       | 0.49      |
| 23,533.67     |       |       |       |       | 6,624.68     | 0.66       | 0.34      |
| 289,128.47    |       |       |       |       | 4,412.20     | 0.44       | 0.56      |
| 12,106.68     |       |       |       |       | 9,206.17     | 0.92       | 0.08      |
| 63,663.51     |       |       |       |       | 8,508.32     | 0.85       | 0.15      |
| 557,948.00    |       |       |       |       | 6,761.91     | 0.68       | 0.32      |
| 199,822.35    |       |       |       |       | 6,991.67     | 0.70       | 0.30      |
| 740,288.45    |       |       |       |       | 8,193.09     | 0.82       | 0.18      |
| -             |       |       |       |       | 24,900.54    | 1.00       | -         |
| 159,046.72    |       |       |       |       | 6,745.75     | 0.68       | 0.32      |
| 12,463.81     |       |       |       |       | 9,665.83     | 0.97       | 0.03      |
| -             |       |       |       |       | 44,979.06    | 1.00       | -         |

|              |           |      |      |
|--------------|-----------|------|------|
| 391,308.35   | 3,944.84  | 0.39 | 0.61 |
| 421,842.21   | 5,611.75  | 0.56 | 0.44 |
| 140,167.87   | 5,296.12  | 0.53 | 0.47 |
| 110,280.17   | 6,930.01  | 0.69 | 0.31 |
| 222,300.63   | 4,444.74  | 0.44 | 0.56 |
| 967,183.51   | 5,730.63  | 0.57 | 0.43 |
| 242,993.00   | 4,344.09  | 0.43 | 0.57 |
| -            | 31,892.28 | 1.00 | -    |
| 46,522.58    | 7,775.90  | 0.78 | 0.22 |
| 137,316.18   | 6,930.75  | 0.69 | 0.31 |
| 500,990.48   | 8,148.83  | 0.82 | 0.18 |
| -            | 18,272.38 | 1.00 | -    |
| -            | 18,726.64 | 1.00 | -    |
| 461,951.22   | 8,711.58  | 0.87 | 0.13 |
| 1,063,331.05 | 4,661.20  | 0.47 | 0.53 |
| 1,249,565.65 | 6,934.26  | 0.69 | 0.31 |
| 104,645.59   | 6,296.23  | 0.63 | 0.37 |
| 3,992,526.81 | 6,714.92  | 0.67 | 0.33 |
| -            | 14,033.29 | 1.00 | -    |
| 105,420.19   | 9,327.54  | 0.93 | 0.07 |
| 398,636.64   | 7,796.07  | 0.78 | 0.22 |
| 58,519.50    | 7,907.24  | 0.79 | 0.21 |
| 526,019.46   | 3,670.06  | 0.37 | 0.63 |
| -            | 10,486.00 | 1.00 | -    |
| 184,024.02   | 4,719.11  | 0.47 | 0.53 |
| 181,910.31   | 5,197.76  | 0.52 | 0.48 |
| 57,899.87    | 6,021.69  | 0.60 | 0.40 |
| 16,720.48    | 8,375.30  | 0.84 | 0.16 |
| 118,027.03   | 5,794.42  | 0.58 | 0.42 |
| 745,601.02   | 4,811.11  | 0.48 | 0.52 |
| 137,605.46   | 3,472.91  | 0.35 | 0.65 |
| 97,247.60    | 7,872.52  | 0.79 | 0.21 |
| 130,827.31   | 5,271.08  | 0.53 | 0.47 |
| 243,296.91   | 5,229.20  | 0.52 | 0.48 |
| -            | 12,831.79 | 1.00 | -    |
| 28,611.49    | 7,126.45  | 0.71 | 0.29 |
| -            | 24,789.44 | 1.00 | -    |
| -            | 16,984.00 | 1.00 | -    |
| 1,691,323.00 | 13,599.56 | 1.00 | -    |
| -            | 11,413.99 | 1.00 | -    |
| -            | 12,203.60 | 1.00 | -    |
| 561,344.93   | 8,749.82  | 0.88 | 0.12 |
| -            | 17,137.74 | 1.00 | -    |
| -            | 13,883.82 | 1.00 | -    |
| 1,330,594.96 | 8,494.09  | 0.85 | 0.15 |
| -            | 11,618.17 | 1.00 | -    |
| 900,000.00   | 8,458.50  | 0.85 | 0.15 |

|            |           |      |      |
|------------|-----------|------|------|
| 310,838.84 | 5,912.85  | 0.59 | 0.41 |
| -          | 13,795.01 | 1.00 | -    |
| -          | 12,666.74 | 1.00 | -    |
| 709,695.51 | 3,311.87  | 0.33 | 0.67 |
| 731,953.77 | 1,214.78  | 0.12 | 0.88 |
| 79,638.94  | 4,650.44  | 0.47 | 0.53 |
| 70,766.44  | 7,279.15  | 0.73 | 0.27 |
| 178,072.35 | 6,084.16  | 0.61 | 0.39 |
| 24,135.70  | 7,960.02  | 0.80 | 0.20 |
| 17,480.72  | 9,200.15  | 0.92 | 0.08 |
| -          | 12,379.03 | 1.00 | -    |
| 153,791.57 | 4,988.93  | 0.50 | 0.50 |
| 144,378.82 | 6,532.61  | 0.65 | 0.35 |
| 55,532.64  | 8,486.28  | 0.85 | 0.15 |
| -          | 10,242.28 | 1.00 | -    |
| 101,320.22 | 5,744.86  | 0.57 | 0.43 |
| 76.19      | 8,532.07  | 0.85 | 0.15 |
| -          | 12,125.48 | 1.00 | -    |
| 383,625.21 | 4,077.64  | 0.41 | 0.59 |
| 96,475.48  | 4,277.81  | 0.43 | 0.57 |
| 67,249.40  | 8,874.63  | 0.89 | 0.11 |
| 896,811.91 | 4,854.50  | 0.49 | 0.51 |
| 19,305.06  | 7,101.97  | 0.71 | 0.29 |
| 152,440.67 | 6,407.36  | 0.64 | 0.36 |
| 55,853.54  | 3,932.47  | 0.39 | 0.61 |
| 42,559.35  | 5,681.79  | 0.57 | 0.43 |
| 64,935.80  | 7,059.96  | 0.71 | 0.29 |
| -          | 15,449.05 | 1.00 | -    |
| 529.06     | 9,955.66  | 1.00 | 0.00 |
| 50,047.76  | 7,754.74  | 0.78 | 0.22 |
| -          | 11,804.04 | 1.00 | -    |
| -          | 11,784.22 | 1.00 | -    |
| -          | 12,604.24 | 1.00 | -    |
| 418,393.08 | 6,014.07  | 0.60 | 0.40 |
| 64,532.34  | 6,713.12  | 0.67 | 0.33 |
| 11,195.43  | 8,584.39  | 0.86 | 0.14 |
| 568,171.91 | 5,004.24  | 0.50 | 0.50 |
| 93,896.49  | 5,175.96  | 0.52 | 0.48 |
| 152,308.93 | 3,769.71  | 0.38 | 0.62 |
| 92,699.68  | 6,503.29  | 0.65 | 0.35 |
| 14,351.22  | 9,228.78  | 0.92 | 0.08 |
| 18,532.82  | 6,939.38  | 0.69 | 0.31 |
| -          | 16,755.23 | 1.00 | -    |
| 205,951.20 | 4,800.34  | 0.48 | 0.52 |
| 230,558.00 | 6,390.93  | 0.64 | 0.36 |
| 568,403.12 | 3,693.50  | 0.37 | 0.63 |
| -          | 10,218.75 | 1.00 | -    |

|              |           |      |      |
|--------------|-----------|------|------|
| 706,936.42   | 4,867.99  | 0.49 | 0.51 |
| 1,263.00     | 9,944.98  | 1.00 | 0.00 |
| 539,072.55   | 4,678.02  | 0.47 | 0.53 |
| 334,568.91   | 3,170.53  | 0.32 | 0.68 |
| 201,242.82   | 3,310.57  | 0.33 | 0.67 |
| 45,248.70    | 6,434.66  | 0.64 | 0.36 |
| 85,455.06    | 3,707.50  | 0.37 | 0.63 |
| 1,326,184.69 | 3,132.69  | 0.31 | 0.69 |
| 34,771.51    | 4,974.43  | 0.50 | 0.50 |
| 23,478.28    | 3,944.66  | 0.39 | 0.61 |
| -            | 10,020.80 | 1.00 | -    |
| -            | 10,519.76 | 1.00 | -    |
| -            | 13,438.00 | 1.00 | -    |
| 14,372.33    | 8,715.15  | 0.87 | 0.13 |
| 421,762.87   | 5,000.23  | 0.50 | 0.50 |
| 57,697.26    | 7,545.02  | 0.76 | 0.24 |
| -            | 13,373.47 | 1.00 | -    |
| 920,627.24   | 4,291.44  | 0.43 | 0.57 |
| 409,942.33   | 4,056.52  | 0.41 | 0.59 |
| 284,231.67   | 3,513.09  | 0.35 | 0.65 |
| 495,720.61   | 4,276.42  | 0.43 | 0.57 |
| 716,960.79   | 9,022.10  | 0.90 | 0.10 |
| -            | 26,897.01 | 1.00 | -    |
| 444,174.71   | 6,467.77  | 0.65 | 0.35 |
| -            | 10,142.84 | 1.00 | -    |
| 98,594.44    | 5,750.93  | 0.58 | 0.42 |
| -            | 18,110.20 | 1.00 | -    |
| -            | 13,438.12 | 1.00 | -    |
| 115,951.76   | 4,814.34  | 0.48 | 0.52 |
| 193,375.92   | 3,760.41  | 0.38 | 0.62 |
| 38,336.76    | 5,881.47  | 0.59 | 0.41 |
| 331,352.21   | 5,881.64  | 0.59 | 0.41 |
| 43,784.93    | 7,451.26  | 0.75 | 0.25 |
| 344,338.28   | 4,806.78  | 0.48 | 0.52 |
| 61,556.68    | 6,338.91  | 0.63 | 0.37 |
| 16,048.78    | 7,783.41  | 0.78 | 0.22 |
| 137,934.61   | 7,140.93  | 0.71 | 0.29 |
| 338,787.53   | 5,782.23  | 0.58 | 0.42 |
| 21,315.87    | 8,863.82  | 0.89 | 0.11 |
| 25,038.80    | 7,702.37  | 0.77 | 0.23 |
| 133,350.90   | 4,867.66  | 0.49 | 0.51 |
| 461,151.93   | 9,043.43  | 0.90 | 0.10 |
| 727,087.60   | 8,338.37  | 0.83 | 0.17 |
| 230,148.56   | 9,276.79  | 0.93 | 0.07 |
| 92,118.05    | 9,739.27  | 0.97 | 0.03 |
| 3,732,577.00 | 7,776.91  | 0.78 | 0.22 |
| 83,873.48    | 4,503.60  | 0.45 | 0.55 |

|              |           |      |      |
|--------------|-----------|------|------|
| -            | 34,535.88 | 1.00 | -    |
| -            | 10,292.41 | 1.00 | -    |
| 520,680.75   | 6,437.46  | 0.64 | 0.36 |
| 589,646.56   | 6,454.76  | 0.65 | 0.35 |
| 11,828.73    | 9,233.25  | 0.92 | 0.08 |
| 56,712.47    | 2,498.60  | 0.25 | 0.75 |
| 299,168.85   | 3,908.45  | 0.39 | 0.61 |
| 177,228.84   | 4,518.86  | 0.45 | 0.55 |
| 190,913.24   | 3,566.35  | 0.36 | 0.64 |
| -            | 11,656.16 | 1.00 | -    |
| -            | 21,863.82 | 1.00 | -    |
| 115,775.63   | 8,047.23  | 0.81 | 0.19 |
| 551,807.10   | 4,352.40  | 0.44 | 0.56 |
| 259,772.87   | 6,507.66  | 0.65 | 0.35 |
| 467,266.73   | 3,492.87  | 0.35 | 0.65 |
| 27,139.61    | 1,038.39  | 0.10 | 0.90 |
| 777,063.64   | 10,086.43 | 1.00 | -    |
| 15,063.28    | 9,231.57  | 0.92 | 0.08 |
| 264,188.22   | 6,045.17  | 0.60 | 0.40 |
| 237,324.35   | 6,571.73  | 0.66 | 0.34 |
| 1,026,381.99 | 6,978.30  | 0.70 | 0.30 |
| 823,281.57   | 6,965.61  | 0.70 | 0.30 |
| 675,931.17   | 5,320.53  | 0.53 | 0.47 |
| 233,931.50   | 8,063.38  | 0.81 | 0.19 |
| 493,528.43   | 4,724.75  | 0.47 | 0.53 |
| 1,849,451.82 | 6,031.85  | 0.60 | 0.40 |
| 293,247.22   | 3,231.99  | 0.32 | 0.68 |
| 106,954.84   | 6,449.79  | 0.65 | 0.35 |
| 261,256.48   | 5,295.03  | 0.53 | 0.47 |
| 107,563.35   | 7,195.74  | 0.72 | 0.28 |
| 832,559.44   | 8,018.47  | 0.80 | 0.20 |
| 96,355.22    | 7,813.92  | 0.78 | 0.22 |
| 392,323.36   | 4,635.18  | 0.46 | 0.54 |
| 881,369.31   | 4,102.75  | 0.41 | 0.59 |
| 317,746.21   | 6,406.82  | 0.64 | 0.36 |
| 141,413.91   | 5,564.82  | 0.56 | 0.44 |
| 972,697.62   | 5,233.19  | 0.52 | 0.48 |
| 117,682.95   | 3,570.09  | 0.36 | 0.64 |
| 78,091.11    | 4,974.48  | 0.50 | 0.50 |
| -            | 20,624.53 | 1.00 | -    |
| 94,741.76    | 6,923.23  | 0.69 | 0.31 |
| -            | 10,141.25 | 1.00 | -    |
| 138,303.10   | 2,733.52  | 0.27 | 0.73 |
| 119,076.12   | 4,685.59  | 0.47 | 0.53 |
| 20,864.97    | 6,964.93  | 0.70 | 0.30 |
| -            | 11,593.55 | 1.00 | -    |
| -            | 10,456.05 | 1.00 | -    |

|              |            |      |      |
|--------------|------------|------|------|
| 112,257.36   | 7,813.43   | 0.78 | 0.22 |
| -            | 387,512.70 | 1.00 | -    |
| 188,170.79   | 2,224.73   | 0.22 | 0.78 |
| 121,132.46   | 4,341.03   | 0.43 | 0.57 |
| 302,409.26   | 3,083.15   | 0.31 | 0.69 |
| 404,284.07   | 4,784.01   | 0.48 | 0.52 |
| 331,551.00   | 8,690.36   | 0.87 | 0.13 |
| 346,621.34   | 7,169.59   | 0.72 | 0.28 |
| 2,880,411.01 | 6,280.63   | 0.63 | 0.37 |
| -            | 11,492.98  | 1.00 | -    |
| 20,641.74    | 7,788.24   | 0.78 | 0.22 |
| 86,159.50    | 6,378.22   | 0.64 | 0.36 |
| 196,005.15   | 5,390.05   | 0.54 | 0.46 |
| 23,503.12    | 9,101.95   | 0.91 | 0.09 |
| 3,976.31     | 7,633.39   | 0.76 | 0.24 |
| -            | 25,423.33  | 1.00 | -    |
| 145,826.75   | 5,233.96   | 0.52 | 0.48 |
| 190,770.15   | 5,113.87   | 0.51 | 0.49 |
| -            | 10,492.93  | 1.00 | -    |
| 94,717.58    | 8,376.54   | 0.84 | 0.16 |
| 1,045,123.43 | 5,575.45   | 0.56 | 0.44 |
| 449,171.53   | 5,727.84   | 0.57 | 0.43 |
| 132,625.08   | 6,026.74   | 0.60 | 0.40 |
| 196,532.45   | 8,894.68   | 0.89 | 0.11 |
| 210,517.97   | 6,416.72   | 0.64 | 0.36 |
| 1,098,623.59 | 3,419.36   | 0.34 | 0.66 |
| 56,680.78    | 7,429.31   | 0.74 | 0.26 |
| 1,113,768.23 | 4,388.73   | 0.44 | 0.56 |
| 462,813.89   | 3,743.26   | 0.37 | 0.63 |
| 23,390.25    | 7,885.09   | 0.79 | 0.21 |
| 39,793.55    | 8,879.42   | 0.89 | 0.11 |
| 178,068.70   | 6,101.78   | 0.61 | 0.39 |
| 1,215.58     | 9,747.83   | 0.98 | 0.02 |
| 104,132.90   | 7,195.31   | 0.72 | 0.28 |
| 48,486.37    | 7,987.60   | 0.80 | 0.20 |
| -            | 16,414.88  | 1.00 | -    |
| 33,054.74    | 8,982.06   | 0.90 | 0.10 |
| 529,349.54   | 6,121.93   | 0.61 | 0.39 |
| -            | 10,430.05  | 1.00 | -    |
| 182,709.52   | 5,351.63   | 0.54 | 0.46 |
| 259,906.86   | 3,967.93   | 0.40 | 0.60 |
| -            | 12,560.63  | 1.00 | -    |
| 402,974.07   | 4,183.18   | 0.42 | 0.58 |
| 112,332.39   | 7,126.15   | 0.71 | 0.29 |
| 42,509.69    | 6,485.08   | 0.65 | 0.35 |
| 87,106.45    | 7,594.94   | 0.76 | 0.24 |
| 3,965.92     | 9,862.66   | 0.99 | 0.01 |

|            |           |      |      |
|------------|-----------|------|------|
| 113,963.67 | 7,561.25  | 0.76 | 0.24 |
| -          | 26,623.46 | 1.00 | -    |
| 60,194.14  | 8,090.01  | 0.81 | 0.19 |
| -          | 14,319.71 | 1.00 | -    |
| -          | 11,675.25 | 1.00 | -    |
| -          | 10,910.11 | 1.00 | -    |
| 117,845.07 | 7,652.40  | 0.77 | 0.23 |
| -          | 11,848.92 | 1.00 | -    |
| 45,870.43  | 8,123.44  | 0.81 | 0.19 |
| 33,762.71  | 7,055.02  | 0.71 | 0.29 |
| 99,004.09  | 6,384.99  | 0.64 | 0.36 |
| -          | 19,333.35 | 1.00 | -    |
| -          | 10,872.66 | 1.00 | -    |
| -          | 11,711.34 | 1.00 | -    |
| 56,350.12  | 7,718.86  | 0.77 | 0.23 |
| -          | 12,266.86 | 1.00 | -    |
| -          | 10,213.04 | 1.00 | -    |
| 106,833.78 | 7,405.60  | 0.74 | 0.26 |
| -          | 11,492.32 | 1.00 | -    |
| 17,943.18  | 7,767.30  | 0.78 | 0.22 |
| 1,764.71   | 9,930.16  | 0.99 | 0.01 |
| -          | 16,023.02 | 1.00 | -    |
| 87,415.59  | 6,964.32  | 0.70 | 0.30 |
| 1,231.47   | 9,874.41  | 0.99 | 0.01 |
| 67,812.03  | 5,563.63  | 0.56 | 0.44 |
| 103,242.16 | 6,467.36  | 0.65 | 0.35 |
| 43,885.30  | 8,709.40  | 0.87 | 0.13 |
| 129,953.12 | 6,643.28  | 0.66 | 0.34 |
| 217,186.92 | 6,853.85  | 0.69 | 0.31 |
| 154,420.97 | 6,060.02  | 0.61 | 0.39 |
| 3,857.24   | 9,794.40  | 0.98 | 0.02 |
| -          | -         | -    | -    |
| 146,901.13 | 6,623.85  | 0.66 | 0.34 |
| 196,500.18 | 6,024.19  | 0.60 | 0.40 |
| 16,879.60  | 9,370.84  | 0.94 | 0.06 |
| -          | 12,562.80 | 1.00 | -    |
| 67,053.79  | 6,911.36  | 0.69 | 0.31 |
| -          | 18,136.89 | 1.00 | -    |
| 211,719.41 | 6,739.00  | 0.67 | 0.33 |
| 69,668.31  | 8,384.54  | 0.84 | 0.16 |
| -          | 15,279.23 | 1.00 | -    |
| -          | 10,745.83 | 1.00 | -    |
| -          | 16,638.92 | 1.00 | -    |
| -          | 16,337.85 | 1.00 | -    |
| -          | 13,774.90 | 1.00 | -    |
| -          | 10,749.34 | 1.00 | -    |
| 111,063.66 | 7,320.87  | 0.73 | 0.27 |

|            |           |      |      |
|------------|-----------|------|------|
| -          | 12,842.62 | 1.00 | -    |
| 270,339.97 | 5,401.10  | 0.54 | 0.46 |
| 46,387.42  | 8,059.82  | 0.81 | 0.19 |
| 56,410.73  | 7,369.32  | 0.74 | 0.26 |
| -          | 10,474.97 | 1.00 | -    |
| 314,757.91 | 5,904.67  | 0.59 | 0.41 |
| -          | 12,082.92 | 1.00 | -    |
| -          | 11,332.11 | 1.00 | -    |
| -          | 10,396.00 | 1.00 | -    |

| ltm_tot_aid | dat_yer | dst_num | dst_tye | ltm_vlu_per_pun | ltm_lv_y_rto | ltm_aid_rto |
|-------------|---------|---------|---------|-----------------|--------------|-------------|
| 0           | 18-19   | 1       | 1       | 12971.64        | 1            | 0           |
| 11000000    | 18-19   | 1.2     | 3       | 15015           | 1            | 0           |
| 52871.55    | 18-19   | 2       | 1       | 4521.76         | 0.45249003   | 0.54750997  |
| 0           | 18-19   | 4       | 1       | 17797.83        | 1            | 0           |
| 723211.76   | 18-19   | 6       | 3       | 4885.18         | 0.48885727   | 0.51114273  |
| 4846800.48  | 18-19   | 11      | 1       | 6236.72         | 0.62410513   | 0.37589487  |
| 1263305.28  | 18-19   | 12      | 1       | 5365.81         | 0.53695365   | 0.46304635  |
| 377158.87   | 18-19   | 13      | 1       | 7300.93         | 0.73060004   | 0.26939996  |
| 657555.79   | 18-19   | 14      | 1       | 4639.14         | 0.46423618   | 0.53576382  |
| 547109.32   | 18-19   | 15      | 1       | 6908.5          | 0.69132978   | 0.30867022  |
| 726378.62   | 18-19   | 16      | 1       | 7002.21         | 0.70070729   | 0.29929271  |
| 0           | 18-19   | 21      | 1       | 0               | 0            | 0           |
| 198057.54   | 18-19   | 22      | 1       | 8396.07         | 0.84019009   | 0.15980991  |
| 55069.84    | 18-19   | 23      | 1       | 8527.27         | 0.8533192    | 0.1466808   |
| 0           | 18-19   | 24      | 1       | 0               | 0            | 0           |
| 13484.57    | 18-19   | 25      | 1       | 0               | 0            | 1           |
| 589411.12   | 18-19   | 31      | 1       | 6902.58         | 0.69073737   | 0.30926263  |
| 130884.73   | 18-19   | 32      | 1       | 4804.72         | 0.48080568   | 0.51919432  |
| 58265.75    | 18-19   | 36      | 1       | 3900.46         | 0.39031688   | 0.60968312  |
| 471522.11   | 18-19   | 38      | 1       | 9.46            | 0.00094666   | 0.99905334  |
| 1046692.81  | 18-19   | 47      | 1       | 3920.7          | 0.39234229   | 0.60765771  |
| 434720.01   | 18-19   | 51      | 1       | 2883.06         | 0.28850622   | 0.71149378  |
| 0           | 18-19   | 55      | 1       | 0               | 0            | 0           |
| 0           | 18-19   | 57      | 1       | 0               | 0            | 0           |
| 0           | 18-19   | 58      | 1       | 0               | 0            | 0           |
| 0           | 18-19   | 60      | 1       | 0               | 0            | 0           |
| 0           | 18-19   | 62      | 1       | 0               | 0            | 0           |
| 0           | 18-19   | 70      | 1       | 0               | 0            | 0           |
| 0           | 18-19   | 72      | 1       | 0               | 0            | 0           |
| 145524.94   | 18-19   | 75      | 1       | 4737.71         | 0.47410003   | 0.52589997  |
| 731903.04   | 18-19   | 77      | 1       | 7981.56         | 0.7987103    | 0.2012897   |
| 0           | 18-19   | 78      | 1       | 0               | 0            | 0           |
| 0           | 18-19   | 79      | 1       | 0               | 0            | 0           |
| 0           | 18-19   | 81      | 1       | 13470.77        | 1            | 0           |
| 0           | 18-19   | 84      | 1       | 10150.3         | 1            | 0           |
| 73804.19    | 18-19   | 85      | 1       | 6797.69         | 0.68024109   | 0.31975891  |

|            |       |     |   |          |            |            |
|------------|-------|-----|---|----------|------------|------------|
| 209409.9   | 18-19 | 88  | 1 | 7618.96  | 0.76242512 | 0.23757488 |
| 185901.52  | 18-19 | 91  | 1 | 3665.4   | 0.36679456 | 0.63320544 |
| 5031.36    | 18-19 | 93  | 1 | 9716.14  | 0.97228877 | 0.02771123 |
| 711605.44  | 18-19 | 94  | 1 | 3828.19  | 0.38308486 | 0.61691514 |
| 53618.01   | 18-19 | 95  | 1 | 5131.46  | 0.51350237 | 0.48649763 |
| 23533.67   | 18-19 | 97  | 1 | 6624.68  | 0.66292807 | 0.33707193 |
| 289128.47  | 18-19 | 99  | 1 | 4412.2   | 0.44152642 | 0.55847358 |
| 12106.68   | 18-19 | 100 | 1 | 9206.17  | 0.92125635 | 0.07874365 |
| 63663.51   | 18-19 | 108 | 1 | 8508.32  | 0.85142289 | 0.14857711 |
| 557948     | 18-19 | 110 | 1 | 6761.91  | 0.6766606  | 0.3233394  |
| 199822.35  | 18-19 | 111 | 1 | 6991.67  | 0.69965256 | 0.30034744 |
| 740288.45  | 18-19 | 112 | 1 | 8193.09  | 0.819878   | 0.180122   |
| 0          | 18-19 | 113 | 1 | 24900.54 | 1          | 0          |
| 0          | 18-19 | 114 | 1 | 0        | 0          | 0          |
| 159046.72  | 18-19 | 115 | 1 | 6745.75  | 0.67504348 | 0.32495652 |
| 12463.81   | 18-19 | 116 | 1 | 9665.83  | 0.96725427 | 0.03274573 |
| 0          | 18-19 | 117 | 1 | 0        | 0          | 0          |
| 0          | 18-19 | 118 | 1 | 44979.06 | 1          | 0          |
| 0          | 18-19 | 119 | 1 | 0        | 0          | 0          |
| 0          | 18-19 | 126 | 1 | 0        | 0          | 0          |
| 0          | 18-19 | 127 | 1 | 0        | 0          | 0          |
| 0          | 18-19 | 128 | 1 | 0        | 0          | 0          |
| 391308.35  | 18-19 | 129 | 1 | 3944.84  | 0.39475796 | 0.60524204 |
| 421842.21  | 18-19 | 138 | 1 | 5611.75  | 0.56156473 | 0.43843527 |
| 140167.87  | 18-19 | 139 | 1 | 5296.12  | 0.52997981 | 0.47002019 |
| 0          | 18-19 | 140 | 1 | 0        | 0          | 0          |
| 0          | 18-19 | 141 | 1 | 0        | 0          | 0          |
| 0          | 18-19 | 145 | 1 | 0        | 0          | 0          |
| 110280.17  | 18-19 | 146 | 1 | 6930.01  | 0.69348228 | 0.30651772 |
| 0          | 18-19 | 147 | 1 | 0        | 0          | 0          |
| 222300.63  | 18-19 | 150 | 1 | 4444.74  | 0.44478268 | 0.55521732 |
| 967183.51  | 18-19 | 152 | 1 | 5730.63  | 0.57346098 | 0.42653902 |
| 0          | 18-19 | 158 | 1 | 0        | 0          | 0          |
| 0          | 18-19 | 161 | 1 | 0        | 0          | 0          |
| 242993     | 18-19 | 162 | 1 | 4344.09  | 0.43471069 | 0.56528931 |
| 0          | 18-19 | 166 | 1 | 31892.28 | 1          | 0          |
| 46522.58   | 18-19 | 173 | 1 | 7775.9   | 0.77813002 | 0.22186998 |
| 0          | 18-19 | 175 | 1 | 0        | 0          | 0          |
| 137316.18  | 18-19 | 177 | 1 | 6930.75  | 0.69355633 | 0.30644367 |
| 0          | 18-19 | 178 | 1 | 0        | 0          | 0          |
| 500990.48  | 18-19 | 181 | 1 | 8148.83  | 0.81544892 | 0.18455108 |
| 0          | 18-19 | 182 | 1 | 18272.38 | 1          | 0          |
| 0          | 18-19 | 186 | 1 | 18726.64 | 1          | 0          |
| 461951.22  | 18-19 | 191 | 1 | 8711.58  | 0.871763   | 0.128237   |
| 1063331.05 | 18-19 | 192 | 1 | 4661.2   | 0.46644371 | 0.53355629 |
| 1249565.65 | 18-19 | 194 | 1 | 6934.26  | 0.69390757 | 0.30609243 |
| 104645.59  | 18-19 | 195 | 1 | 6296.23  | 0.63006026 | 0.36993974 |

|            |       |     |   |          |            |            |
|------------|-------|-----|---|----------|------------|------------|
| 3992526.81 | 18-19 | 196 | 1 | 6714.92  | 0.67195834 | 0.32804166 |
| 0          | 18-19 | 197 | 1 | 14033.29 | 1          | 0          |
| 105420.19  | 18-19 | 199 | 1 | 9327.54  | 0.93340178 | 0.06659822 |
| 398636.64  | 18-19 | 200 | 1 | 7796.07  | 0.78014842 | 0.21985158 |
| 0          | 18-19 | 201 | 1 | 0        | 0          | 0          |
| 0          | 18-19 | 202 | 1 | 0        | 0          | 0          |
| 58519.5    | 18-19 | 203 | 1 | 7907.24  | 0.79127314 | 0.20872686 |
| 526019.46  | 18-19 | 204 | 1 | 3670.06  | 0.36726088 | 0.63273912 |
| 0          | 18-19 | 205 | 1 | 0        | 0          | 0          |
| 0          | 18-19 | 206 | 1 | 10486    | 1          | 0          |
| 0          | 18-19 | 207 | 1 | 0        | 0          | 0          |
| 0          | 18-19 | 208 | 1 | 0        | 0          | 0          |
| 0          | 18-19 | 209 | 1 | 0        | 0          | 0          |
| 184024.02  | 18-19 | 213 | 1 | 4719.11  | 0.47223873 | 0.52776127 |
| 0          | 18-19 | 217 | 1 | 0        | 0          | 0          |
| 0          | 18-19 | 218 | 1 | 0        | 0          | 0          |
| 0          | 18-19 | 219 | 1 | 0        | 0          | 0          |
| 0          | 18-19 | 222 | 1 | 0        | 0          | 0          |
| 0          | 18-19 | 223 | 1 | 0        | 0          | 0          |
| 0          | 18-19 | 224 | 1 | 0        | 0          | 0          |
| 0          | 18-19 | 225 | 1 | 0        | 0          | 0          |
| 181910.31  | 18-19 | 227 | 1 | 5197.76  | 0.52013698 | 0.47986302 |
| 0          | 18-19 | 228 | 1 | 0        | 0          | 0          |
| 57899.87   | 18-19 | 229 | 1 | 6021.69  | 0.6025872  | 0.3974128  |
| 0          | 18-19 | 232 | 1 | 0        | 0          | 0          |
| 0          | 18-19 | 233 | 1 | 0        | 0          | 0          |
| 0          | 18-19 | 234 | 1 | 0        | 0          | 0          |
| 0          | 18-19 | 236 | 1 | 0        | 0          | 0          |
| 0          | 18-19 | 237 | 1 | 0        | 0          | 0          |
| 16720.48   | 18-19 | 238 | 1 | 8375.3   | 0.83811165 | 0.16188835 |
| 118027.03  | 18-19 | 239 | 1 | 5794.42  | 0.57984441 | 0.42015559 |
| 0          | 18-19 | 240 | 1 | 0        | 0          | 0          |
| 745601.02  | 18-19 | 241 | 1 | 4811.11  | 0.48144512 | 0.51855488 |
| 137605.46  | 18-19 | 242 | 1 | 3472.91  | 0.34753219 | 0.65246781 |
| 0          | 18-19 | 243 | 1 | 0        | 0          | 0          |
| 0          | 18-19 | 244 | 1 | 0        | 0          | 0          |
| 0          | 18-19 | 245 | 1 | 0        | 0          | 0          |
| 97247.6    | 18-19 | 252 | 1 | 7872.52  | 0.78779873 | 0.21220127 |
| 130827.31  | 18-19 | 253 | 1 | 5271.08  | 0.52747407 | 0.47252593 |
| 0          | 18-19 | 254 | 1 | 0        | 0          | 0          |
| 243296.91  | 18-19 | 255 | 1 | 5229.2   | 0.52328316 | 0.47671684 |
| 0          | 18-19 | 256 | 1 | 12831.79 | 1          | 0          |
| 0          | 18-19 | 258 | 1 | 0        | 0          | 0          |
| 0          | 18-19 | 260 | 1 | 0        | 0          | 0          |
| 28611.49   | 18-19 | 261 | 1 | 7126.45  | 0.71313992 | 0.28686008 |
| 0          | 18-19 | 262 | 1 | 0        | 0          | 0          |
| 0          | 18-19 | 263 | 1 | 0        | 0          | 0          |

|            |       |     |   |          |            |            |
|------------|-------|-----|---|----------|------------|------------|
| 0          | 18-19 | 264 | 1 | 24789.44 | 1          | 0          |
| 0          | 18-19 | 265 | 1 | 0        | 0          | 0          |
| 0          | 18-19 | 270 | 1 | 16984    | 1          | 0          |
| 1691323    | 18-19 | 271 | 1 | 13599.56 | 1          | 0          |
| 0          | 18-19 | 272 | 1 | 11413.99 | 1          | 0          |
| 0          | 18-19 | 273 | 1 | 12203.6  | 1          | 0          |
| 561344.93  | 18-19 | 276 | 1 | 8749.82  | 0.87558966 | 0.12441034 |
| 0          | 18-19 | 277 | 1 | 17137.74 | 1          | 0          |
| 0          | 18-19 | 278 | 1 | 13883.82 | 1          | 0          |
| 1330594.96 | 18-19 | 279 | 1 | 8494.09  | 0.8499989  | 0.1500011  |
| 0          | 18-19 | 280 | 1 | 11618.17 | 1          | 0          |
| 900000     | 18-19 | 281 | 1 | 8458.5   | 0.84643743 | 0.15356257 |
| 310838.84  | 18-19 | 282 | 1 | 5912.85  | 0.59169564 | 0.40830436 |
| 0          | 18-19 | 283 | 1 | 13795.01 | 1          | 0          |
| 0          | 18-19 | 284 | 1 | 12666.74 | 1          | 0          |
| 709695.51  | 18-19 | 286 | 1 | 3311.87  | 0.331417   | 0.668583   |
| 731953.77  | 18-19 | 287 | 6 | 0        | 0          | 0          |
| 79638.94   | 18-19 | 288 | 6 | 0        | 0          | 0          |
| 70766.44   | 18-19 | 294 | 1 | 1214.78  | 0.12156236 | 0.87843764 |
| 178072.35  | 18-19 | 297 | 1 | 4650.44  | 0.46536696 | 0.53463304 |
| 0          | 18-19 | 299 | 1 | 7279.15  | 0.72842052 | 0.27157948 |
| 24135.7    | 18-19 | 300 | 1 | 6084.16  | 0.60883853 | 0.39116147 |
| 17480.72   | 18-19 | 301 | 1 | 0        | 0          | 0          |
| 0          | 18-19 | 306 | 1 | 7960.02  | 0.79655481 | 0.20344519 |
| 153791.57  | 18-19 | 308 | 1 | 9200.15  | 0.92065393 | 0.07934607 |
| 144378.82  | 18-19 | 309 | 1 | 12379.03 | 1          | 0          |
| 55532.64   | 18-19 | 314 | 1 | 4988.93  | 0.49923947 | 0.50076053 |
| 0          | 18-19 | 316 | 1 | 6532.61  | 0.65371468 | 0.34628532 |
| 101320.22  | 18-19 | 317 | 1 | 8486.28  | 0.84921736 | 0.15078264 |
| 76.19      | 18-19 | 318 | 1 | 10242.28 | 1          | 0          |
| 0          | 18-19 | 319 | 1 | 5744.86  | 0.57488497 | 0.42511503 |
| 0          | 18-19 | 323 | 2 | 8532.07  | 0.85379954 | 0.14620046 |
| 0          | 18-19 | 324 | 1 | 0        | 0          | 0          |
| 0          | 18-19 | 325 | 1 | 0        | 0          | 0          |
| 383625.21  | 18-19 | 328 | 1 | 0        | 0          | 0          |
| 96475.48   | 18-19 | 330 | 1 | 12125.48 | 1          | 0          |
| 0          | 18-19 | 332 | 1 | 4077.64  | 0.40804718 | 0.59195282 |
| 67249.4    | 18-19 | 333 | 1 | 4277.81  | 0.42807809 | 0.57192191 |
| 0          | 18-19 | 341 | 1 | 0        | 0          | 0          |
| 896811.91  | 18-19 | 345 | 1 | 8874.63  | 0.88807933 | 0.11192067 |
| 0          | 18-19 | 346 | 1 | 0        | 0          | 0          |
| 0          | 18-19 | 347 | 1 | 4854.5   | 0.48578714 | 0.51421286 |
| 0          | 18-19 | 351 | 1 | 0        | 0          | 0          |
| 0          | 18-19 | 352 | 1 | 0        | 0          | 0          |
| 19305.06   | 18-19 | 353 | 1 | 0        | 0          | 0          |
| 152440.67  | 18-19 | 354 | 1 | 0        | 0          | 0          |
| 55853.54   | 18-19 | 356 | 1 | 7101.97  | 0.71069022 | 0.28930978 |

|           |       |     |   |          |            |            |
|-----------|-------|-----|---|----------|------------|------------|
| 42559.35  | 18-19 | 361 | 1 | 6407.36  | 0.64118098 | 0.35881902 |
| 0         | 18-19 | 362 | 1 | 3932.47  | 0.3935201  | 0.6064799  |
| 0         | 18-19 | 363 | 1 | 5681.79  | 0.56857359 | 0.43142641 |
| 0         | 18-19 | 371 | 1 | 0        | 0          | 0          |
| 64935.8   | 18-19 | 376 | 1 | 0        | 0          | 0          |
| 0         | 18-19 | 377 | 1 | 0        | 0          | 0          |
| 529.06    | 18-19 | 378 | 1 | 7059.96  | 0.7064863  | 0.2935137  |
| 50047.76  | 18-19 | 381 | 1 | 15449.05 | 1          | 0          |
| 0         | 18-19 | 390 | 1 | 9955.66  | 0.9962574  | 0.0037426  |
| 0         | 18-19 | 391 | 1 | 7754.74  | 0.77601255 | 0.22398745 |
| 0         | 18-19 | 392 | 1 | 0        | 0          | 0          |
| 0         | 18-19 | 393 | 1 | 0        | 0          | 0          |
| 0         | 18-19 | 394 | 1 | 0        | 0          | 0          |
| 0         | 18-19 | 395 | 1 | 0        | 0          | 0          |
| 0         | 18-19 | 402 | 1 | 11804.04 | 1          | 0          |
| 0         | 18-19 | 403 | 1 | 11784.22 | 1          | 0          |
| 0         | 18-19 | 404 | 1 | 12604.24 | 1          | 0          |
| 0         | 18-19 | 408 | 1 | 0        | 0          | 0          |
| 0         | 18-19 | 409 | 1 | 0        | 0          | 0          |
| 418393.08 | 18-19 | 411 | 1 | 0        | 0          | 0          |
| 64532.34  | 18-19 | 412 | 1 | 0        | 0          | 0          |
| 11195.43  | 18-19 | 413 | 1 | 6014.07  | 0.60182467 | 0.39817533 |
| 0         | 18-19 | 414 | 1 | 6713.12  | 0.67177821 | 0.32822179 |
| 0         | 18-19 | 415 | 1 | 8584.39  | 0.85903517 | 0.14096483 |
| 0         | 18-19 | 417 | 1 | 0        | 0          | 0          |
| 0         | 18-19 | 418 | 1 | 0        | 0          | 0          |
| 568171.91 | 18-19 | 421 | 1 | 0        | 0          | 0          |
| 93896.49  | 18-19 | 422 | 1 | 0        | 0          | 0          |
| 0         | 18-19 | 423 | 1 | 5004.24  | 0.50077154 | 0.49922846 |
| 0         | 18-19 | 424 | 1 | 5175.96  | 0.51795546 | 0.48204454 |
| 0         | 18-19 | 425 | 1 | 0        | 0          | 0          |
| 152308.93 | 18-19 | 426 | 1 | 0        | 0          | 0          |
| 92699.68  | 18-19 | 427 | 1 | 0        | 0          | 0          |
| 0         | 18-19 | 432 | 1 | 3769.71  | 0.3772328  | 0.6227672  |
| 0         | 18-19 | 435 | 1 | 6503.29  | 0.65078064 | 0.34921936 |
| 0         | 18-19 | 436 | 1 | 0        | 0          | 0          |
| 14351.22  | 18-19 | 437 | 1 | 0        | 0          | 0          |
| 0         | 18-19 | 440 | 1 | 0        | 0          | 0          |
| 0         | 18-19 | 441 | 1 | 9228.78  | 0.92351892 | 0.07648108 |
| 0         | 18-19 | 442 | 1 | 0        | 0          | 0          |
| 0         | 18-19 | 443 | 1 | 0        | 0          | 0          |
| 18532.82  | 18-19 | 444 | 1 | 0        | 0          | 0          |
| 0         | 18-19 | 446 | 1 | 0        | 0          | 0          |
| 0         | 18-19 | 447 | 1 | 6939.38  | 0.69441993 | 0.30558007 |
| 0         | 18-19 | 451 | 1 | 0        | 0          | 0          |
| 0         | 18-19 | 453 | 1 | 0        | 0          | 0          |
| 0         | 18-19 | 454 | 1 | 0        | 0          | 0          |

|            |       |     |   |          |            |            |
|------------|-------|-----|---|----------|------------|------------|
| 0          | 18-19 | 456 | 1 | 0        | 0          | 0          |
| 0          | 18-19 | 457 | 1 | 0        | 0          | 0          |
| 0          | 18-19 | 458 | 1 | 16755.23 | 1          | 0          |
| 0          | 18-19 | 459 | 1 | 0        | 0          | 0          |
| 205951.2   | 18-19 | 460 | 1 | 0        | 0          | 0          |
| 0          | 18-19 | 461 | 1 | 0        | 0          | 0          |
| 230558     | 18-19 | 463 | 1 | 4800.34  | 0.48036737 | 0.51963263 |
| 568403.12  | 18-19 | 464 | 1 | 0        | 0          | 0          |
| 0          | 18-19 | 465 | 1 | 6390.93  | 0.63953684 | 0.36046316 |
| 706936.42  | 18-19 | 466 | 1 | 3693.5   | 0.36960651 | 0.63039349 |
| 1263       | 18-19 | 473 | 1 | 10218.75 | 1          | 0          |
| 539072.55  | 18-19 | 477 | 1 | 4867.99  | 0.48713707 | 0.51286293 |
| 0          | 18-19 | 480 | 1 | 9944.98  | 0.99518866 | 0.00481134 |
| 334568.91  | 18-19 | 482 | 1 | 4678.02  | 0.46812688 | 0.53187312 |
| 201242.82  | 18-19 | 483 | 1 | 0        | 0          | 0          |
| 45248.7    | 18-19 | 484 | 1 | 3170.53  | 0.31727319 | 0.68272681 |
| 85455.06   | 18-19 | 485 | 1 | 3310.57  | 0.33128691 | 0.66871309 |
| 1326184.69 | 18-19 | 486 | 1 | 6434.66  | 0.64391288 | 0.35608712 |
| 34771.51   | 18-19 | 487 | 1 | 3707.5   | 0.37100748 | 0.62899252 |
| 23478.28   | 18-19 | 492 | 1 | 3132.69  | 0.31348656 | 0.68651344 |
| 0          | 18-19 | 495 | 1 | 4974.43  | 0.49778847 | 0.50221153 |
| 0          | 18-19 | 497 | 1 | 3944.66  | 0.39473995 | 0.60526005 |
| 0          | 18-19 | 499 | 1 | 10020.8  | 1          | 0          |
| 0          | 18-19 | 500 | 1 | 10519.76 | 1          | 0          |
| 14372.33   | 18-19 | 504 | 1 | 0        | 0          | 0          |
| 421762.87  | 18-19 | 505 | 1 | 13438    | 1          | 0          |
| 57697.26   | 18-19 | 507 | 1 | 8715.15  | 0.87212025 | 0.12787975 |
| 0          | 18-19 | 508 | 1 | 5000.23  | 0.50037026 | 0.49962974 |
| 0          | 18-19 | 511 | 1 | 7545.02  | 0.75502599 | 0.24497401 |
| 0          | 18-19 | 513 | 1 | 0        | 0          | 0          |
| 920627.24  | 18-19 | 514 | 1 | 13373.47 | 1          | 0          |
| 0          | 18-19 | 516 | 1 | 0        | 0          | 0          |
| 0          | 18-19 | 518 | 1 | 4291.44  | 0.42944203 | 0.57055797 |
| 0          | 18-19 | 521 | 1 | 0        | 0          | 0          |
| 0          | 18-19 | 522 | 1 | 0        | 0          | 0          |
| 0          | 18-19 | 523 | 1 | 0        | 0          | 0          |
| 0          | 18-19 | 524 | 1 | 0        | 0          | 0          |
| 409942.33  | 18-19 | 525 | 1 | 0        | 0          | 0          |
| 284231.67  | 18-19 | 526 | 1 | 0        | 0          | 0          |
| 495720.61  | 18-19 | 531 | 1 | 4056.52  | 0.40593372 | 0.59406628 |
| 716960.79  | 18-19 | 533 | 1 | 3513.09  | 0.35155298 | 0.64844702 |
| 0          | 18-19 | 534 | 1 | 4276.42  | 0.42793899 | 0.57206101 |
| 0          | 18-19 | 535 | 1 | 9022.1   | 0.90283657 | 0.09716343 |
| 444174.71  | 18-19 | 542 | 1 | 26897.01 | 1          | 0          |
| 0          | 18-19 | 543 | 1 | 0        | 0          | 0          |
| 98594.44   | 18-19 | 544 | 1 | 6467.77  | 0.64722617 | 0.35277383 |
| 0          | 18-19 | 545 | 1 | 10142.84 | 1          | 0          |

|           |       |     |   |          |            |            |
|-----------|-------|-----|---|----------|------------|------------|
| 0         | 18-19 | 547 | 1 | 5750.93  | 0.57549239 | 0.42450761 |
| 115951.76 | 18-19 | 548 | 1 | 18110.2  | 1          | 0          |
| 193375.92 | 18-19 | 549 | 1 | 13438.12 | 1          | 0          |
| 38336.76  | 18-19 | 550 | 1 | 4814.34  | 0.48176835 | 0.51823165 |
| 331352.21 | 18-19 | 553 | 1 | 3760.41  | 0.37630215 | 0.62369785 |
| 0         | 18-19 | 561 | 1 | 5881.47  | 0.58855546 | 0.41144454 |
| 0         | 18-19 | 564 | 1 | 5881.64  | 0.58857247 | 0.41142753 |
| 0         | 18-19 | 566 | 1 | 0        | 0          | 0          |
| 0         | 18-19 | 570 | 1 | 0        | 0          | 0          |
| 43784.93  | 18-19 | 573 | 1 | 0        | 0          | 0          |
| 344338.28 | 18-19 | 576 | 1 | 0        | 0          | 0          |
| 61556.68  | 18-19 | 577 | 1 | 7451.26  | 0.74564348 | 0.25435652 |
| 0         | 18-19 | 578 | 1 | 4806.78  | 0.48101182 | 0.51898818 |
| 0         | 18-19 | 581 | 1 | 6338.91  | 0.63433123 | 0.36566877 |
| 0         | 18-19 | 582 | 1 | 0        | 0          | 0          |
| 16048.78  | 18-19 | 583 | 1 | 0        | 0          | 0          |
| 137934.61 | 18-19 | 584 | 1 | 0        | 0          | 0          |
| 338787.53 | 18-19 | 592 | 1 | 7783.41  | 0.77888154 | 0.22111846 |
| 0         | 18-19 | 593 | 1 | 7140.93  | 0.71458892 | 0.28541108 |
| 21315.87  | 18-19 | 595 | 1 | 5782.23  | 0.57862457 | 0.42137543 |
| 25038.8   | 18-19 | 597 | 1 | 0        | 0          | 0          |
| 133350.9  | 18-19 | 599 | 1 | 8863.82  | 0.88699758 | 0.11300242 |
| 0         | 18-19 | 600 | 1 | 7702.37  | 0.77077192 | 0.22922808 |
| 0         | 18-19 | 601 | 1 | 4867.66  | 0.48710405 | 0.51289595 |
| 0         | 18-19 | 603 | 1 | 0        | 0          | 0          |
| 0         | 18-19 | 604 | 1 | 0        | 0          | 0          |
| 0         | 18-19 | 611 | 1 | 0        | 0          | 0          |
| 0         | 18-19 | 612 | 1 | 0        | 0          | 0          |
| 461151.93 | 18-19 | 614 | 1 | 0        | 0          | 0          |
| 727087.6  | 18-19 | 615 | 1 | 0        | 0          | 0          |
| 230148.56 | 18-19 | 621 | 1 | 9043.43  | 0.90497105 | 0.09502895 |
| 92118.05  | 18-19 | 622 | 1 | 8338.37  | 0.83441608 | 0.16558392 |
| 3732577   | 18-19 | 623 | 1 | 9276.79  | 0.92832326 | 0.07167674 |
| 0         | 18-19 | 624 | 1 | 9739.27  | 0.97460337 | 0.02539663 |
| 0         | 18-19 | 625 | 1 | 7776.91  | 0.77823109 | 0.22176891 |
| 83873.48  | 18-19 | 627 | 1 | 0        | 0          | 0          |
| 0         | 18-19 | 628 | 1 | 0        | 0          | 0          |
| 0         | 18-19 | 630 | 1 | 4503.6   | 0.45067277 | 0.54932723 |
| 0         | 18-19 | 631 | 1 | 0        | 0          | 0          |
| 0         | 18-19 | 633 | 1 | 0        | 0          | 0          |
| 0         | 18-19 | 635 | 1 | 34535.88 | 1          | 0          |
| 0         | 18-19 | 636 | 1 | 0        | 0          | 0          |
| 0         | 18-19 | 637 | 1 | 0        | 0          | 0          |
| 0         | 18-19 | 638 | 1 | 0        | 0          | 0          |
| 0         | 18-19 | 640 | 1 | 10292.41 | 1          | 0          |
| 0         | 18-19 | 641 | 1 | 0        | 0          | 0          |
| 0         | 18-19 | 646 | 1 | 0        | 0          | 0          |

|            |       |     |   |          |            |            |
|------------|-------|-----|---|----------|------------|------------|
| 0          | 18-19 | 647 | 1 | 0        | 0          | 0          |
| 0          | 18-19 | 648 | 1 | 0        | 0          | 0          |
| 0          | 18-19 | 649 | 1 | 0        | 0          | 0          |
| 0          | 18-19 | 650 | 1 | 0        | 0          | 0          |
| 0          | 18-19 | 651 | 1 | 0        | 0          | 0          |
| 0          | 18-19 | 652 | 1 | 0        | 0          | 0          |
| 0          | 18-19 | 653 | 1 | 0        | 0          | 0          |
| 520680.75  | 18-19 | 654 | 1 | 0        | 0          | 0          |
| 0          | 18-19 | 655 | 1 | 0        | 0          | 0          |
| 589646.56  | 18-19 | 656 | 1 | 6437.46  | 0.64419307 | 0.35580693 |
| 0          | 18-19 | 657 | 1 | 0        | 0          | 0          |
| 0          | 18-19 | 659 | 1 | 6454.76  | 0.64592427 | 0.35407573 |
| 11828.73   | 18-19 | 669 | 1 | 0        | 0          | 0          |
| 56712.47   | 18-19 | 670 | 1 | 0        | 0          | 0          |
| 0          | 18-19 | 671 | 1 | 9233.25  | 0.92396623 | 0.07603377 |
| 299168.85  | 18-19 | 676 | 1 | 2498.6   | 0.25003352 | 0.74996648 |
| 177228.84  | 18-19 | 678 | 1 | 0        | 0          | 0          |
| 0          | 18-19 | 682 | 1 | 3908.45  | 0.39111643 | 0.60888357 |
| 0          | 18-19 | 690 | 1 | 4518.86  | 0.45219983 | 0.54780017 |
| 0          | 18-19 | 691 | 1 | 0        | 0          | 0          |
| 190913.24  | 18-19 | 692 | 1 | 0        | 0          | 0          |
| 0          | 18-19 | 693 | 1 | 0        | 0          | 0          |
| 0          | 18-19 | 695 | 1 | 3566.35  | 0.35688268 | 0.64311732 |
| 0          | 18-19 | 696 | 1 | 11656.16 | 1          | 0          |
| 0          | 18-19 | 697 | 1 | 0        | 0          | 0          |
| 115775.63  | 18-19 | 698 | 1 | 21863.82 | 1          | 0          |
| 551807.1   | 18-19 | 699 | 1 | 0        | 0          | 0          |
| 259772.87  | 18-19 | 700 | 1 | 8047.23  | 0.80528187 | 0.19471813 |
| 467266.73  | 18-19 | 701 | 1 | 4352.4   | 0.43554227 | 0.56445773 |
| 27139.61   | 18-19 | 704 | 1 | 6507.66  | 0.65121795 | 0.34878205 |
| 0          | 18-19 | 706 | 1 | 3492.87  | 0.34952957 | 0.65047043 |
| 777063.64  | 18-19 | 707 | 1 | 1038.39  | 0.10391111 | 0.89608889 |
| 0          | 18-19 | 708 | 1 | 0        | 0          | 0          |
| 15063.28   | 18-19 | 709 | 1 | 10086.43 | 1          | 0          |
| 264188.22  | 18-19 | 710 | 1 | 0        | 0          | 0          |
| 237324.35  | 18-19 | 712 | 1 | 9231.57  | 0.92379812 | 0.07620188 |
| 1026381.99 | 18-19 | 716 | 1 | 6045.17  | 0.60493683 | 0.39506317 |
| 823281.57  | 18-19 | 717 | 1 | 6571.73  | 0.65762939 | 0.34237061 |
| 675931.17  | 18-19 | 719 | 1 | 6978.3   | 0.69831463 | 0.30168537 |
| 233931.5   | 18-19 | 720 | 1 | 6965.61  | 0.69704475 | 0.30295525 |
| 493528.43  | 18-19 | 721 | 1 | 5320.53  | 0.5324225  | 0.4675775  |
| 1849451.82 | 18-19 | 726 | 1 | 8063.38  | 0.80689799 | 0.19310201 |
| 0          | 18-19 | 727 | 1 | 4724.75  | 0.47280313 | 0.52719687 |
| 0          | 18-19 | 728 | 1 | 6031.85  | 0.6036039  | 0.3963961  |
| 0          | 18-19 | 731 | 1 | 0        | 0          | 0          |
| 0          | 18-19 | 732 | 1 | 0        | 0          | 0          |
| 0          | 18-19 | 733 | 1 | 0        | 0          | 0          |

|            |       |     |   |          |            |            |
|------------|-------|-----|---|----------|------------|------------|
| 0          | 18-19 | 734 | 1 | 0        | 0          | 0          |
| 0          | 18-19 | 735 | 1 | 0        | 0          | 0          |
| 293247.22  | 18-19 | 736 | 1 | 0        | 0          | 0          |
| 106954.84  | 18-19 | 737 | 1 | 0        | 0          | 0          |
| 261256.48  | 18-19 | 738 | 1 | 3231.99  | 0.32342346 | 0.67657654 |
| 107563.35  | 18-19 | 739 | 1 | 6449.79  | 0.64542693 | 0.35457307 |
| 832559.44  | 18-19 | 740 | 1 | 5295.03  | 0.52987073 | 0.47012927 |
| 96355.22   | 18-19 | 741 | 1 | 7195.74  | 0.72007373 | 0.27992627 |
| 392323.36  | 18-19 | 742 | 1 | 8018.47  | 0.80240387 | 0.19759613 |
| 881369.31  | 18-19 | 743 | 1 | 7813.92  | 0.78193466 | 0.21806534 |
| 317746.21  | 18-19 | 745 | 1 | 4635.18  | 0.46383399 | 0.5361601  |
| 141413.91  | 18-19 | 748 | 1 | 4102.75  | 0.41055993 | 0.58944007 |
| 972697.62  | 18-19 | 750 | 1 | 6406.82  | 0.64112694 | 0.35887306 |
| 0          | 18-19 | 756 | 1 | 5564.82  | 0.55686847 | 0.44313153 |
| 117682.95  | 18-19 | 761 | 1 | 5233.19  | 0.52368244 | 0.47631756 |
| 78091.11   | 18-19 | 762 | 1 | 0        | 0          | 0          |
| 0          | 18-19 | 763 | 1 | 3570.09  | 0.35725694 | 0.64274306 |
| 0          | 18-19 | 768 | 1 | 4974.48  | 0.49779347 | 0.50220653 |
| 94741.76   | 18-19 | 769 | 1 | 0        | 0          | 0          |
| 0          | 18-19 | 771 | 1 | 20624.53 | 1          | 0          |
| 0          | 18-19 | 775 | 1 | 6923.23  | 0.69280381 | 0.30719619 |
| 138303.1   | 18-19 | 777 | 1 | 10141.25 | 1          | 0          |
| 119076.12  | 18-19 | 784 | 1 | 0        | 0          | 0          |
| 0          | 18-19 | 786 | 1 | 2733.52  | 0.27354184 | 0.72645816 |
| 0          | 18-19 | 787 | 1 | 4685.59  | 0.46888441 | 0.53111559 |
| 0          | 18-19 | 789 | 1 | 0        | 0          | 0          |
| 0          | 18-19 | 790 | 1 | 0        | 0          | 0          |
| 0          | 18-19 | 791 | 1 | 0        | 0          | 0          |
| 20864.97   | 18-19 | 792 | 1 | 0        | 0          | 0          |
| 0          | 18-19 | 793 | 1 | 0        | 0          | 0          |
| 0          | 18-19 | 801 | 1 | 6964.93  | 0.6969767  | 0.3030233  |
| 0          | 18-19 | 803 | 1 | 11593.55 | 1          | 0          |
| 0          | 18-19 | 806 | 1 | 0        | 0          | 0          |
| 0          | 18-19 | 809 | 1 | 0        | 0          | 0          |
| 112257.36  | 18-19 | 810 | 1 | 0        | 0          | 0          |
| 0          | 18-19 | 811 | 1 | 10456.05 | 1          | 0          |
| 188170.79  | 18-19 | 813 | 1 | 7813.43  | 0.78188563 | 0.21811437 |
| 0          | 18-19 | 815 | 2 | 387512.7 | 1          | 0          |
| 121132.46  | 18-19 | 818 | 1 | 2224.73  | 0.2226275  | 0.7773725  |
| 302409.26  | 18-19 | 819 | 1 | 0        | 0          | 0          |
| 0          | 18-19 | 820 | 1 | 4341.03  | 0.43440448 | 0.56559552 |
| 404284.07  | 18-19 | 821 | 1 | 3083.15  | 0.30852912 | 0.69147088 |
| 0          | 18-19 | 827 | 1 | 0        | 0          | 0          |
| 331551     | 18-19 | 829 | 1 | 4784.01  | 0.47873324 | 0.52126676 |
| 346621.34  | 18-19 | 830 | 1 | 0        | 0          | 0          |
| 2880411.01 | 18-19 | 831 | 1 | 8690.36  | 0.86963953 | 0.13036047 |
| 0          | 18-19 | 832 | 1 | 7169.59  | 0.71745692 | 0.28254308 |

|            |       |      |   |          |            |            |
|------------|-------|------|---|----------|------------|------------|
| 20641.74   | 18-19 | 833  | 1 | 6280.63  | 0.62849918 | 0.37150082 |
| 86159.5    | 18-19 | 834  | 1 | 11492.98 | 1          | 0          |
| 196005.15  | 18-19 | 836  | 1 | 7788.24  | 0.77936488 | 0.22063512 |
| 23503.12   | 18-19 | 837  | 1 | 6378.22  | 0.63826496 | 0.36173504 |
| 3976.31    | 18-19 | 840  | 1 | 5390.05  | 0.53937933 | 0.46062067 |
| 0          | 18-19 | 846  | 1 | 9101.95  | 0.91082711 | 0.08917289 |
| 145826.75  | 18-19 | 850  | 1 | 7633.39  | 0.76386913 | 0.23613087 |
| 190770.15  | 18-19 | 852  | 1 | 25423.33 | 1          | 0          |
| 0          | 18-19 | 857  | 1 | 5233.96  | 0.52375949 | 0.47624051 |
| 94717.58   | 18-19 | 858  | 1 | 5113.87  | 0.51174215 | 0.48825785 |
| 1045123.43 | 18-19 | 861  | 1 | 10492.93 | 1          | 0          |
| 449171.53  | 18-19 | 876  | 1 | 8376.54  | 0.83823574 | 0.16176426 |
| 0          | 18-19 | 877  | 1 | 5575.45  | 0.5579322  | 0.4420678  |
| 132625.08  | 18-19 | 879  | 1 | 5727.84  | 0.57318179 | 0.42681821 |
| 196532.45  | 18-19 | 880  | 1 | 0        | 0          | 0          |
| 210517.97  | 18-19 | 881  | 1 | 6026.74  | 0.60309255 | 0.39690745 |
| 1098623.59 | 18-19 | 882  | 1 | 8894.68  | 0.89008572 | 0.10991428 |
| 56680.78   | 18-19 | 883  | 1 | 6416.72  | 0.64211763 | 0.35788237 |
| 0          | 18-19 | 885  | 1 | 3419.36  | 0.34217347 | 0.65782653 |
| 0          | 18-19 | 891  | 1 | 7429.31  | 0.74344695 | 0.25655305 |
| 0          | 18-19 | 892  | 1 | 0        | 0          | 0          |
| 0          | 18-19 | 893  | 1 | 0        | 0          | 0          |
| 1113768.23 | 18-19 | 894  | 1 | 0        | 0          | 0          |
| 462813.89  | 18-19 | 896  | 1 | 0        | 0          | 0          |
| 0          | 18-19 | 911  | 1 | 4388.73  | 0.43917779 | 0.56082221 |
| 23390.25   | 18-19 | 912  | 1 | 3743.26  | 0.37458596 | 0.62541404 |
| 0          | 18-19 | 913  | 1 | 0        | 0          | 0          |
| 39793.55   | 18-19 | 914  | 1 | 7885.09  | 0.78905661 | 0.21094339 |
| 178068.7   | 18-19 | 918  | 1 | 0        | 0          | 0          |
| 1215.58    | 18-19 | 2071 | 1 | 8879.42  | 0.88855866 | 0.11144134 |
| 104132.9   | 18-19 | 2125 | 1 | 6101.78  | 0.61060176 | 0.38939824 |
| 48486.37   | 18-19 | 2134 | 1 | 9747.83  | 0.97545997 | 0.02454003 |
| 0          | 18-19 | 2135 | 1 | 7195.31  | 0.7200307  | 0.2799693  |
| 33054.74   | 18-19 | 2137 | 1 | 7987.6   | 0.79931472 | 0.20068528 |
| 529349.54  | 18-19 | 2142 | 1 | 16414.88 | 1          | 0          |
| 0          | 18-19 | 2143 | 1 | 8982.06  | 0.89882979 | 0.10117021 |
| 0          | 18-19 | 2144 | 1 | 6121.93  | 0.61261816 | 0.38738184 |
| 0          | 18-19 | 2148 | 1 | 0        | 0          | 0          |
| 182709.52  | 18-19 | 2149 | 1 | 10430.05 | 1          | 0          |
| 259906.86  | 18-19 | 2153 | 1 | 0        | 0          | 0          |
| 0          | 18-19 | 2154 | 1 | 5351.63  | 0.53553466 | 0.46446534 |
| 0          | 18-19 | 2155 | 1 | 3967.93  | 0.39706857 | 0.60293143 |
| 402974.07  | 18-19 | 2159 | 1 | 12560.63 | 1          | 0          |
| 112332.39  | 18-19 | 2163 | 1 | 0        | 0          | 0          |
| 42509.69   | 18-19 | 2164 | 1 | 4183.18  | 0.41860851 | 0.58139149 |
| 87106.45   | 18-19 | 2165 | 1 | 7126.15  | 0.7131099  | 0.2868901  |
| 3965.92    | 18-19 | 2167 | 1 | 6485.08  | 0.64895838 | 0.35104162 |

|           |       |      |   |          |            |            |
|-----------|-------|------|---|----------|------------|------------|
| 113963.67 | 18-19 | 2168 | 1 | 7594.94  | 0.76002145 | 0.23997855 |
| 0         | 18-19 | 2169 | 1 | 9862.66  | 0.98695094 | 0.01304906 |
| 60194.14  | 18-19 | 2170 | 1 | 7561.25  | 0.75665012 | 0.24334988 |
| 0         | 18-19 | 2171 | 1 | 26623.46 | 1          | 0          |
| 0         | 18-19 | 2172 | 1 | 8090.01  | 0.80956284 | 0.19043716 |
| 0         | 18-19 | 2174 | 1 | 14319.71 | 1          | 0          |
| 0         | 18-19 | 2176 | 1 | 11675.25 | 1          | 0          |
| 117845.07 | 18-19 | 2180 | 1 | 10910.11 | 1          | 0          |
| 0         | 18-19 | 2183 | 1 | 0        | 0          | 0          |
| 45870.43  | 18-19 | 2184 | 1 | 7652.4   | 0.76577145 | 0.23422855 |
| 33762.71  | 18-19 | 2190 | 1 | 11848.92 | 1          | 0          |
| 99004.09  | 18-19 | 2198 | 1 | 8123.44  | 0.81290816 | 0.18709184 |
| 0         | 18-19 | 2215 | 1 | 7055.02  | 0.70599196 | 0.29400804 |
| 0         | 18-19 | 2310 | 1 | 6384.99  | 0.63894243 | 0.36105757 |
| 0         | 18-19 | 2311 | 1 | 19333.35 | 1          | 0          |
| 0         | 18-19 | 2342 | 1 | 10872.66 | 1          | 0          |
| 56350.12  | 18-19 | 2358 | 1 | 11711.34 | 1          | 0          |
| 0         | 18-19 | 2359 | 1 | 0        | 0          | 0          |
| 0         | 18-19 | 2364 | 1 | 7718.86  | 0.77242206 | 0.22757794 |
| 106833.78 | 18-19 | 2365 | 1 | 12266.86 | 1          | 0          |
| 0         | 18-19 | 2396 | 1 | 10213.04 | 1          | 0          |
| 17943.18  | 18-19 | 2397 | 1 | 7405.6   | 0.74107431 | 0.25892569 |
| 1764.71   | 18-19 | 2448 | 1 | 11492.32 | 1          | 0          |
| 0         | 18-19 | 2527 | 1 | 7767.3   | 0.77726942 | 0.22273058 |
| 87415.59  | 18-19 | 2534 | 1 | 9930.16  | 0.99370563 | 0.00629437 |
| 1231.47   | 18-19 | 2536 | 1 | 16023.02 | 1          | 0          |
| 67812.03  | 18-19 | 2580 | 1 | 6964.32  | 0.69691566 | 0.30308434 |
| 103242.16 | 18-19 | 2609 | 1 | 9874.41  | 0.98812676 | 0.01187324 |
| 43885.3   | 18-19 | 2683 | 1 | 5563.63  | 0.55674938 | 0.44325062 |
| 129953.12 | 18-19 | 2687 | 1 | 6467.36  | 0.64718515 | 0.35281485 |
| 217186.92 | 18-19 | 2689 | 1 | 8709.4   | 0.87154485 | 0.12845515 |
| 154420.97 | 18-19 | 2711 | 1 | 6643.28  | 0.66478936 | 0.33521064 |
| 3857.24   | 18-19 | 2752 | 1 | 6853.85  | 0.68586099 | 0.31413901 |
| 0         | 18-19 | 2753 | 1 | 6060.02  | 0.60642286 | 0.39357714 |
| 0         | 18-19 | 2754 | 1 | 9794.4   | 0.9801202  | 0.0198798  |
| 146901.13 | 18-19 | 2758 | 1 | 0        | 0          | 0          |
| 196500.18 | 18-19 | 2759 | 1 | 0        | 0          | 0          |
| 16879.6   | 18-19 | 2769 | 1 | 6623.85  | 0.66284501 | 0.33715499 |
| 0         | 18-19 | 2805 | 1 | 6024.19  | 0.60283737 | 0.39716263 |
| 67053.79  | 18-19 | 2835 | 1 | 9370.84  | 0.93773479 | 0.06226521 |
| 0         | 18-19 | 2853 | 1 | 12562.8  | 1          | 0          |
| 211719.41 | 18-19 | 2854 | 1 | 6911.36  | 0.69161598 | 0.30838402 |
| 69668.31  | 18-19 | 2856 | 1 | 18136.89 | 1          | 0          |
| 0         | 18-19 | 2859 | 1 | 6739     | 0.67436801 | 0.32563199 |
| 0         | 18-19 | 2860 | 1 | 8384.54  | 0.83903629 | 0.16096371 |
| 0         | 18-19 | 2862 | 1 | 0        | 0          | 0          |
| 0         | 18-19 | 2884 | 1 | 15279.23 | 1          | 0          |

|           |       |      |   |          |            |            |
|-----------|-------|------|---|----------|------------|------------|
| 0         | 18-19 | 2886 | 1 | 10745.83 | 1          | 0          |
| 0         | 18-19 | 2887 | 1 | 0        | 0          | 0          |
| 0         | 18-19 | 2888 | 1 | 16638.92 | 1          | 0          |
| 0         | 18-19 | 2889 | 1 | 16337.85 | 1          | 0          |
| 111063.66 | 18-19 | 2890 | 1 | 13774.9  | 1          | 0          |
| 0         | 18-19 | 2895 | 1 | 10749.34 | 1          | 0          |
| 270339.97 | 18-19 | 2897 | 1 | 7320.87  | 0.73259542 | 0.26740458 |
| 46387.42  | 18-19 | 2898 | 1 | 12842.62 | 1          | 0          |
| 56410.73  | 18-19 | 2899 | 1 | 5401.1   | 0.5404851  | 0.4595149  |
| 0         | 18-19 | 2902 | 1 | 8059.82  | 0.80654174 | 0.19345826 |
| 314757.91 | 18-19 | 2903 | 1 | 7369.32  | 0.73744379 | 0.26255621 |
| 0         | 18-19 | 2904 | 1 | 10474.97 | 1          | 0          |
| 0         | 18-19 | 2905 | 1 | 5904.67  | 0.59087707 | 0.40912293 |
| 0         | 18-19 | 2906 | 1 | 12082.92 | 1          | 0          |
|           | 18-19 | 2907 | 1 | 11332.11 | 1          | 0          |
|           | 18-19 | 2908 | 1 | 10396    | 1          | 0          |

394,971,277.36

7,124,855,434.00

| col25         | col27 | col28 | col29 | col30          | col32 | col33 |
|---------------|-------|-------|-------|----------------|-------|-------|
| total levy    |       |       |       | 3YP ANTC       |       |       |
| 470,972.00    |       |       |       | 16,617,446.00  |       |       |
| 17,964,674.00 |       |       |       | 574,820,896.00 |       |       |
| 43,695.74     |       |       |       | 1,333,693.00   |       |       |
| 201,096.00    |       |       |       | 8,905,676.00   |       |       |
| 695,022.61    |       |       |       | 18,739,248.00  |       |       |
| 8,047,231.52  |       |       |       | 261,133,832.00 |       |       |
| 1,471,026.81  |       |       |       | 38,212,715.00  |       |       |
| 1,030,008.16  |       |       |       | 26,716,504.00  |       |       |
| 2,565,247.09  |       |       |       | 15,726,162.00  |       |       |
| 2,093,434.75  |       |       |       | 34,179,965.00  |       |       |
| 2,301,601.00  |       |       |       | 43,709,658.00  |       |       |
| 1,041,274.46  |       |       |       | 27,567,833.00  |       |       |
| 320,370.16    |       |       |       | 8,244,507.00   |       |       |
| -             |       |       |       | -              |       |       |
| 1,316,448.37  |       |       |       | 38,048,965.00  |       |       |
| 304,326.15    |       |       |       | 3,193,316.00   |       |       |
| 37,301.51     |       |       |       | 1,078,790.00   |       |       |
| 446.79        |       |       |       | 15,005.00      |       |       |
| 675,811.15    |       |       |       | 18,753,986.00  |       |       |
| 176,276.21    |       |       |       | 6,063,794.00   |       |       |
| 131,191.06    |       |       |       | 3,429,962.00   |       |       |
| 2,904,164.96  |       |       |       | 73,639,117.00  |       |       |
| 57,228.00     |       |       |       | 2,263,359.00   |       |       |
| 577,795.30    |       |       |       | 6,328,613.00   |       |       |
| 157,007.81    |       |       |       | 4,262,150.00   |       |       |
| 1,232,180.75  |       |       |       | 17,842,913.00  |       |       |
| 211,610.48    |       |       |       | 3,052,914.00   |       |       |
| 554,217.64    |       |       |       | 4,957,175.00   |       |       |
| 1,162,847.61  |       |       |       | 11,218,315.00  |       |       |
| 56,594.26     |       |       |       | 1,904,902.00   |       |       |
| 46,284.27     |       |       |       | 4,672,849.00   |       |       |
| 363,978.59    |       |       |       | 5,790,838.00   |       |       |
| 141,641.32    |       |       |       | 3,429,208.00   |       |       |
| 372,603.90    |       |       |       | 9,414,281.00   |       |       |
| 1,208,491.99  |       |       |       | 28,794,600.00  |       |       |
| 595,633.03    |       |       |       | 12,178,294.00  |       |       |
| 5,209,314.16  |       |       |       | 85,435,337.00  |       |       |
| 592,812.16    |       |       |       | 19,982,432.00  |       |       |
| 362,214.26    |       |       |       | 8,516,445.00   |       |       |
| 368,160.19    |       |       |       | 10,997,786.00  |       |       |
| 110,376.93    |       |       |       | 15,649,565.00  |       |       |

|               |                |
|---------------|----------------|
| 1,404,879.33  | 6,543,656.00   |
| 540,311.71    | 18,314,619.00  |
| 158,048.83    | 4,999,745.00   |
| 249,503.83    | 6,365,841.00   |
| 178,084.26    | 4,824,939.00   |
| 1,300,331.22  | 40,715,298.00  |
| 626,225.39    | 4,881,759.00   |
| 608,611.96    | 16,381,153.00  |
| 163,161.42    | 4,179,002.00   |
| 310,779.82    | 8,034,475.00   |
| 2,257,484.94  | 58,010,264.00  |
| 424,688.00    | 21,085,596.00  |
| 627,780.57    | 34,240,345.00  |
| 8,371,199.02  | 86,523,195.00  |
| 936,308.70    | 36,349,413.00  |
| 2,845,214.08  | 83,399,438.00  |
| 190,629.99    | 4,469,061.00   |
| 8,178,265.19  | 204,764,194.00 |
| 2,109,742.39  | 76,202,732.00  |
| 2,047,219.57  | 36,990,400.00  |
| 1,766,929.03  | 37,962,254.00  |
| 737,733.84    | 6,033,937.00   |
| 305,317.57    | 8,480,601.00   |
| 1,928,556.21  | 46,921,401.00  |
| 164,663.98    | 4,229,503.00   |
| 312,782.67    | 5,109,603.00   |
| 87,792.13     | 2,306,548.00   |
| 86,563.52     | 2,291,902.00   |
| 162,885.65    | 4,191,396.00   |
| 1,776,840.08  | 17,937,541.00  |
| 598,097.41    | 1,843,315.00   |
| 566,305.60    | 9,827,976.00   |
| 153,252.75    | 3,828,703.00   |
| 267,062.46    | 7,273,349.00   |
| 1,216,475.99  | 37,865,323.00  |
| 71,128.74     | 2,106,934.00   |
| 43,624.00     | 3,029,269.00   |
| 7,620,808.87  | 126,175,636.00 |
| 6,274,363.17  | 154,881,559.00 |
| 7,983,480.42  | 112,190,149.00 |
| 8,504,160.00  | 113,424,781.00 |
| 5,081,332.07  | 100,320,749.00 |
| 1,075,403.04  | 43,596,348.00  |
| 1,263,636.35  | 42,911,837.00  |
| 9,187,302.32  | 191,699,682.00 |
| 6,889,540.28  | 55,110,653.00  |
| 16,784,581.50 | 114,774,365.00 |

|               |                |
|---------------|----------------|
| 1,402,223.60  | 11,950,109.00  |
| 2,028,467.24  | 70,115,336.00  |
| 12,376,210.36 | 156,857,945.00 |
| 481,010.84    | 8,802,826.00   |
| 101,291.23    | 2,688,983.00   |
| 69,321.06     | 1,799,303.00   |
| 189,807.16    | 5,332,853.00   |
| 277,167.65    | 7,660,747.00   |
| 94,499.21     | 2,512,263.00   |
| 202,829.16    | 6,111,292.00   |
| 986,107.71    | 21,459,054.00  |
| 854,504.39    | 3,950,834.00   |
| 959,195.07    | 7,439,926.00   |
| 623,267.53    | 8,360,603.00   |
| 1,656,040.00  | 44,336,595.00  |
| 137,015.78    | 3,800,512.00   |
| 444.95        | 288,896.00     |
| 100,776.00    | 3,836,382.00   |
| 264,441.99    | 7,527,847.00   |
| 72,210.97     | 2,271,048.00   |
| 533,617.24    | 14,348,496.00  |
| 847,236.09    | 21,943,847.00  |
| 47,422.94     | 1,162,735.00   |
| 442,447.47    | 7,972,930.00   |
| 36,241.09     | 1,512,468.00   |
| 56,088.65     | 1,686,584.00   |
| 156,300.20    | 4,191,215.00   |
| 618,134.02    | 23,272,754.00  |
| 140,833.18    | 4,896,494.00   |
| 301,702.24    | 4,232,772.00   |
| 226,047.34    | 1,454,494.00   |
| 59,736.00     | 1,797,918.00   |
| 81,776.00     | 2,702,854.00   |
| 818,492.92    | 16,199,742.00  |
| 682,313.55    | 3,378,981.00   |
| 68,224.57     | 1,714,217.00   |
| 569,928.09    | 15,658,365.00  |
| 317,349.51    | 2,443,933.00   |
| 554,560.43    | 2,533,923.00   |
| 172,748.60    | 4,453,909.00   |
| 173,292.78    | 3,851,447.00   |
| 42,115.18     | 1,174,143.00   |
| 91,428.00     | 3,836,110.00   |
| 273,964.07    | 5,019,092.00   |
| 409,058.00    | 10,888,933.00  |
| 333,260.88    | 9,113,519.00   |
| 174,632.04    | 5,054,911.00   |

|               |                |
|---------------|----------------|
| 1,178,811.74  | 17,027,105.00  |
| 261,241.00    | 6,414,115.00   |
| 1,304,182.45  | 12,464,765.00  |
| 155,479.09    | 4,114,939.00   |
| 99,697.64     | 3,330,032.00   |
| 81,823.30     | 2,071,960.00   |
| 50,405.15     | 1,466,947.00   |
| 1,754,636.61  | 16,577,550.00  |
| 34,465.27     | 2,388,027.00   |
| 15,312.12     | 1,267,339.00   |
| 111,796.00    | 3,034,298.00   |
| 167,428.00    | 5,099,032.00   |
| 151,316.00    | 4,689,458.00   |
| 98,017.08     | 3,580,967.00   |
| 422,387.98    | 11,508,188.00  |
| 177,826.74    | 4,647,658.00   |
| 56,012.00     | 2,193,651.00   |
| 1,199,908.76  | 15,323,713.00  |
| 280,119.28    | 8,942,930.00   |
| 154,095.07    | 4,320,784.00   |
| 662,673.83    | 9,643,580.00   |
| 11,278,361.79 | 168,290,813.00 |
| 162,773.76    | 13,415,692.00  |
| 814,917.29    | 19,874,696.00  |
| 147,972.00    | 4,432,625.00   |
| 164,877.36    | 3,528,195.00   |
| 866,101.05    | 17,360,073.00  |
| 453,154.10    | 21,214,491.00  |
| 107,793.28    | 3,000,010.00   |
| 116,671.51    | 3,013,633.00   |
| 54,839.24     | 1,358,503.00   |
| 474,019.79    | 12,985,602.00  |
| 307,306.06    | 3,607,379.00   |
| 957,929.00    | 8,623,887.00   |
| 106,783.32    | 2,716,985.00   |
| 56,531.22     | 1,796,410.00   |
| 818,151.63    | 9,359,473.00   |
| 813,037.23    | 11,722,480.00  |
| 572,984.13    | 4,461,871.00   |
| 84,192.13     | 2,329,658.00   |
| 776,199.10    | 3,471,321.00   |
| 7,163,754.92  | 111,694,343.00 |
| 14,653,479.24 | 96,073,051.00  |
| 7,040,426.93  | 77,066,491.00  |
| 4,894,568.98  | 88,976,531.00  |
| 23,292,093.00 | 308,347,512.00 |
| 211,138.52    | 1,748,387.00   |

|              |               |
|--------------|---------------|
| 33,440.00    | 1,835,582.00  |
| 161,765.96   | 4,359,453.00  |
| 1,108,337.44 | 26,892,300.00 |
| 2,072,016.53 | 28,351,027.00 |
| 143,743.27   | 3,721,000.00  |
| 18,907.53    | 660,430.00    |
| 192,171.15   | 4,908,819.00  |
| 146,299.42   | 4,892,206.00  |
| 210,942.76   | 2,920,591.00  |
| 220,020.00   | 7,305,734.00  |
| 79,659.03    | 5,379,594.00  |
| 478,804.99   | 18,433,385.00 |
| 940,441.17   | 11,402,722.00 |
| 485,027.13   | 12,943,862.00 |
| 251,085.27   | 6,461,356.00  |
| 3,147.13     | 112,780.00    |
| 8,786,453.99 | 88,818,951.00 |
| 182,612.72   | 4,817,958.00  |
| 695,141.68   | 10,719,846.00 |
| 469,987.57   | 12,983,051.00 |
| 2,399,362.18 | 64,110,247.00 |
| 1,961,423.45 | 62,565,143.00 |
| 779,773.65   | 23,936,035.00 |
| 986,838.66   | 25,075,974.00 |
| 462,898.94   | 15,936,257.00 |
| 2,816,214.22 | 85,193,509.00 |
| 433,776.62   | 3,829,353.00  |
| 194,689.16   | 5,095,467.00  |
| 846,359.28   | 8,144,814.00  |
| 276,692.65   | 7,479,684.00  |
| 8,680,977.31 | 85,502,621.00 |
| 345,508.78   | 9,006,872.00  |
| 646,895.10   | 8,766,929.00  |
| 613,896.03   | 17,309,034.00 |
| 993,776.27   | 14,654,373.00 |
| 326,768.14   | 4,460,318.00  |
| 1,069,422.38 | 28,002,502.00 |
| 65,411.91    | 3,472,057.00  |
| 77,404.89    | 1,880,601.00  |
| 66,728.00    | 3,675,497.00  |
| 213,666.24   | 5,237,355.00  |
| 332,956.00   | 9,177,935.00  |
| 52,076.90    | 1,349,073.00  |
| 518,233.26   | 1,877,937.00  |
| 47,991.03    | 1,032,551.00  |
| 835,497.91   | 5,114,378.00  |
| 526,164.62   | 6,374,637.00  |

|              |                |
|--------------|----------------|
| 1,434,558.94 | 10,742,452.00  |
| -            | 945,531.00     |
| 53,889.21    | 1,316,594.00   |
| 93,035.54    | 2,434,017.00   |
| 563,805.99   | 3,289,170.00   |
| 1,871,512.55 | 9,996,434.00   |
| 4,116,777.00 | 60,059,333.00  |
| 883,682.71   | 25,654,244.00  |
| 4,890,105.18 | 124,521,121.00 |
| 8,199,950.23 | 106,679,361.00 |
| 72,914.26    | 1,778,756.00   |
| 346,282.60   | 3,822,657.00   |
| 574,715.53   | 5,996,159.00   |
| 610,524.89   | 6,572,426.00   |
| 12,863.12    | 2,397,037.00   |
| 294,101.84   | 4,001,632.00   |
| 520,894.72   | 4,282,899.00   |
| 331,557.20   | 5,407,049.00   |
| 1,365,156.00 | 34,695,594.00  |
| 502,217.01   | 16,607,656.00  |
| 1,511,169.80 | 35,366,610.00  |
| 990,443.93   | 15,751,045.00  |
| 212,125.54   | 5,737,640.00   |
| 1,956,881.45 | 39,527,691.00  |
| 377,714.34   | 11,727,138.00  |
| 604,924.21   | 23,194,280.00  |
| 347,388.41   | 4,383,146.00   |
| 1,774,725.05 | 23,690,388.00  |
| 629,284.55   | 7,437,325.00   |
| 99,465.44    | 2,619,347.00   |
| 317,287.10   | 8,569,529.00   |
| 287,811.69   | 7,745,720.00   |
| 48,319.05    | 7,558,077.00   |
| 267,811.10   | 7,548,020.00   |
| 193,117.63   | 5,100,000.00   |
| 884,298.01   | 33,950,410.00  |
| 293,669.26   | 7,551,036.00   |
| 837,130.46   | 22,507,751.00  |
| 1,273,335.69 | 13,289,552.00  |
| 210,666.48   | 5,504,473.00   |
| 327,694.37   | 4,362,422.00   |
| 222,072.00   | 7,336,539.00   |
| 514,469.66   | 7,406,823.00   |
| 1,049,857.93 | 7,243,377.00   |
| 78,586.19    | 4,602,850.00   |
| 498,435.03   | 7,593,266.00   |
| 299,958.08   | 7,877,211.00   |

|              |               |
|--------------|---------------|
| 587,573.50   | 9,498,894.00  |
| 98,116.00    | 7,476,401.00  |
| 374,144.21   | 7,343,217.00  |
| 392,084.00   | 14,409,499.00 |
| 456,387.00   | 5,654,323.00  |
| 918,345.00   | 8,227,420.00  |
| 1,148,289.04 | 10,453,024.00 |
| 953,363.49   | 9,596,562.00  |
| 691,683.57   | 5,525,642.00  |
| 81,073.29    | 2,147,477.00  |
| 175,201.74   | 8,193,789.00  |
| 88,372.80    | 8,941,676.00  |
| 321,708.00   | 8,518,726.00  |
| 178,286.36   | 2,416,986.00  |
| 191,257.88   | 5,187,843.00  |
| 291,460.00   | 9,863,044.00  |
| 388,051.00   | 9,123,001.00  |
| 305,770.22   | 8,247,543.00  |
| 766,872.01   | 9,364,863.00  |
| 62,616.82    | 2,179,505.00  |
| 278,599.29   | 7,407,006.00  |
| 126,464.00   | 4,322,210.00  |
| 263,709.37   | 5,452,021.00  |
| 102,486.30   | 4,541,240.00  |
| 147,176.89   | 2,301,341.00  |
| 194,392.03   | 8,275,446.00  |
| 297,753.81   | 10,738,520.00 |
| 651,892.88   | 6,865,227.00  |
| 1,420,966.33 | 12,893,460.00 |
| 237,931.51   | 5,967,360.00  |
| 339,222.86   | 5,050,680.00  |
| -            | -             |
| 396,541.41   | 7,321,737.00  |
| 1,269,955.79 | 7,805,722.00  |
| 254,212.40   | 6,492,961.00  |
| 319,580.00   | 10,317,698.00 |
| 234,485.95   | 4,062,705.00  |
| 258,148.00   | 5,825,206.00  |
| 438,460.59   | 11,677,068.00 |
| 803,738.49   | 10,460,472.00 |
| 167,496.40   | 7,103,620.00  |
| 128,972.00   | 3,806,387.00  |
| 137,788.00   | 6,312,140.00  |
| 204,908.62   | 12,430,162.00 |
| 614,035.91   | 7,671,106.00  |
| 477,508.00   | 14,093,030.00 |
| 304,275.73   | 8,769,226.00  |



|            |       |     |   |          |       |     |
|------------|-------|-----|---|----------|-------|-----|
| 1232180.75 | 17-18 | 88  | 1 | 17842913 | 16-17 | 88  |
| 211610.48  | 17-18 | 91  | 1 | 3052914  | 16-17 | 91  |
| 554217.64  | 17-18 | 93  | 1 | 4957175  | 16-17 | 93  |
| 1162847.61 | 17-18 | 94  | 1 | 11218315 | 16-17 | 94  |
| 56594.26   | 17-18 | 95  | 1 | 1904902  | 16-17 | 95  |
| 46284.27   | 17-18 | 97  | 1 | 4672849  | 16-17 | 97  |
| 363978.59  | 17-18 | 99  | 1 | 5790838  | 16-17 | 99  |
| 141641.32  | 17-18 | 100 | 1 | 3429208  | 16-17 | 100 |
| 372603.9   | 17-18 | 108 | 1 | 9414281  | 16-17 | 108 |
| 1208491.99 | 17-18 | 110 | 1 | 28794600 | 16-17 | 110 |
| 595633.03  | 17-18 | 111 | 1 | 12178294 | 16-17 | 111 |
| 5209314.16 | 17-18 | 112 | 1 | 85435337 | 16-17 | 112 |
| 592812.16  | 17-18 | 113 | 1 | 19982432 | 16-17 | 113 |
| 0          | 17-18 | 114 | 1 | 0        | 16-17 | 114 |
| 362214.26  | 17-18 | 115 | 1 | 8516445  | 16-17 | 115 |
| 368160.19  | 17-18 | 116 | 1 | 10997786 | 16-17 | 116 |
| 0          | 17-18 | 117 | 1 | 0        | 16-17 | 117 |
| 110376.93  | 17-18 | 118 | 1 | 15649565 | 16-17 | 118 |
| 0          | 17-18 | 119 | 1 | 0        | 16-17 | 119 |
| 0          | 17-18 | 126 | 1 | 0        | 16-17 | 126 |
| 0          | 17-18 | 127 | 1 | 0        | 16-17 | 127 |
| 0          | 17-18 | 128 | 1 | 0        | 16-17 | 128 |
| 1404879.33 | 17-18 | 129 | 1 | 6543656  | 16-17 | 129 |
| 540311.71  | 17-18 | 138 | 1 | 18314619 | 16-17 | 138 |
| 158048.83  | 17-18 | 139 | 1 | 4999745  | 16-17 | 139 |
| 0          | 17-18 | 140 | 1 | 0        | 16-17 | 140 |
| 0          | 17-18 | 141 | 1 | 0        | 16-17 | 141 |
| 0          | 17-18 | 145 | 1 | 0        | 16-17 | 145 |
| 249503.83  | 17-18 | 146 | 1 | 6365841  | 16-17 | 146 |
| 0          | 17-18 | 147 | 1 | 0        | 16-17 | 147 |
| 178084.26  | 17-18 | 150 | 1 | 4824939  | 16-17 | 150 |
| 1300331.22 | 17-18 | 152 | 1 | 40715298 | 16-17 | 152 |
| 0          | 17-18 | 158 | 1 | 0        | 16-17 | 158 |
| 0          | 17-18 | 161 | 1 | 0        | 16-17 | 161 |
| 626225.39  | 17-18 | 162 | 1 | 4881759  | 16-17 | 162 |
| 608611.96  | 17-18 | 166 | 1 | 16381153 | 16-17 | 166 |
| 163161.42  | 17-18 | 173 | 1 | 4179002  | 16-17 | 173 |
| 0          | 17-18 | 175 | 1 | 0        | 16-17 | 175 |
| 310779.82  | 17-18 | 177 | 1 | 8034475  | 16-17 | 177 |
| 0          | 17-18 | 178 | 1 | 0        | 16-17 | 178 |
| 2257484.94 | 17-18 | 181 | 1 | 58010264 | 16-17 | 181 |
| 424688     | 17-18 | 182 | 1 | 21085596 | 16-17 | 182 |
| 627780.57  | 17-18 | 186 | 1 | 34240345 | 16-17 | 186 |
| 8371199.02 | 17-18 | 191 | 1 | 86523195 | 16-17 | 191 |
| 936308.7   | 17-18 | 192 | 1 | 36349413 | 16-17 | 192 |
| 2845214.08 | 17-18 | 194 | 1 | 83399438 | 16-17 | 194 |
| 190629.99  | 17-18 | 195 | 1 | 4469061  | 16-17 | 195 |

|            |       |     |   |           |       |     |
|------------|-------|-----|---|-----------|-------|-----|
| 8178265.19 | 17-18 | 196 | 1 | 204764194 | 16-17 | 196 |
| 2109742.39 | 17-18 | 197 | 1 | 76202732  | 16-17 | 197 |
| 2047219.57 | 17-18 | 199 | 1 | 36990400  | 16-17 | 199 |
| 1766929.03 | 17-18 | 200 | 1 | 37962254  | 16-17 | 200 |
| 0          | 17-18 | 201 | 1 | 0         | 16-17 | 201 |
| 0          | 17-18 | 202 | 1 | 0         | 16-17 | 202 |
| 737733.84  | 17-18 | 203 | 1 | 6033937   | 16-17 | 203 |
| 305317.57  | 17-18 | 204 | 1 | 8480601   | 16-17 | 204 |
| 0          | 17-18 | 205 | 1 | 0         | 16-17 | 205 |
| 1928556.21 | 17-18 | 206 | 1 | 46921401  | 16-17 | 206 |
| 0          | 17-18 | 207 | 1 | 0         | 16-17 | 207 |
| 0          | 17-18 | 208 | 1 | 0         | 16-17 | 208 |
| 0          | 17-18 | 209 | 1 | 0         | 16-17 | 209 |
| 164663.98  | 17-18 | 213 | 1 | 4229503   | 16-17 | 213 |
| 0          | 17-18 | 217 | 1 | 0         | 16-17 | 217 |
| 0          | 17-18 | 218 | 1 | 0         | 16-17 | 218 |
| 0          | 17-18 | 219 | 1 | 0         | 16-17 | 219 |
| 0          | 17-18 | 222 | 1 | 0         | 16-17 | 222 |
| 0          | 17-18 | 223 | 1 | 0         | 16-17 | 223 |
| 0          | 17-18 | 224 | 1 | 0         | 16-17 | 224 |
| 0          | 17-18 | 225 | 1 | 0         | 16-17 | 225 |
| 312782.67  | 17-18 | 227 | 1 | 5109603   | 16-17 | 227 |
| 0          | 17-18 | 228 | 1 | 0         | 16-17 | 228 |
| 87792.13   | 17-18 | 229 | 1 | 2306548   | 16-17 | 229 |
| 0          | 17-18 | 232 | 1 | 0         | 16-17 | 232 |
| 0          | 17-18 | 233 | 1 | 0         | 16-17 | 233 |
| 0          | 17-18 | 234 | 1 | 0         | 16-17 | 234 |
| 0          | 17-18 | 236 | 1 | 0         | 16-17 | 236 |
| 0          | 17-18 | 237 | 1 | 0         | 16-17 | 237 |
| 86563.52   | 17-18 | 238 | 1 | 2291902   | 16-17 | 238 |
| 162885.65  | 17-18 | 239 | 1 | 4191396   | 16-17 | 239 |
| 0          | 17-18 | 240 | 1 | 0         | 16-17 | 240 |
| 1776840.08 | 17-18 | 241 | 1 | 17937541  | 16-17 | 241 |
| 598097.41  | 17-18 | 242 | 1 | 1843315   | 16-17 | 242 |
| 0          | 17-18 | 243 | 1 | 0         | 16-17 | 243 |
| 0          | 17-18 | 244 | 1 | 0         | 16-17 | 244 |
| 0          | 17-18 | 245 | 1 | 0         | 16-17 | 245 |
| 566305.6   | 17-18 | 252 | 1 | 9827976   | 16-17 | 252 |
| 153252.75  | 17-18 | 253 | 1 | 3828703   | 16-17 | 253 |
| 0          | 17-18 | 254 | 1 | 0         | 16-17 | 254 |
| 267062.46  | 17-18 | 255 | 1 | 7273349   | 16-17 | 255 |
| 1216475.99 | 17-18 | 256 | 1 | 37865323  | 16-17 | 256 |
| 0          | 17-18 | 258 | 1 | 0         | 16-17 | 258 |
| 0          | 17-18 | 260 | 1 | 0         | 16-17 | 260 |
| 71128.74   | 17-18 | 261 | 1 | 2106934   | 16-17 | 261 |
| 0          | 17-18 | 262 | 1 | 0         | 16-17 | 262 |
| 0          | 17-18 | 263 | 1 | 0         | 16-17 | 263 |

|             |       |     |   |           |       |     |
|-------------|-------|-----|---|-----------|-------|-----|
| 43624       | 17-18 | 264 | 1 | 3029269   | 16-17 | 264 |
| 0           | 17-18 | 265 | 1 | 0         | 16-17 | 265 |
| 7620808.87  | 17-18 | 270 | 1 | 126175636 | 16-17 | 270 |
| 6274363.17  | 17-18 | 271 | 1 | 154881559 | 16-17 | 271 |
| 7983480.42  | 17-18 | 272 | 1 | 112190149 | 16-17 | 272 |
| 8504160     | 17-18 | 273 | 1 | 113424781 | 16-17 | 273 |
| 5081332.07  | 17-18 | 276 | 1 | 100320749 | 16-17 | 276 |
| 1075403.04  | 17-18 | 277 | 1 | 43596348  | 16-17 | 277 |
| 1263636.35  | 17-18 | 278 | 1 | 42911837  | 16-17 | 278 |
| 9187302.32  | 17-18 | 279 | 1 | 191699682 | 16-17 | 279 |
| 6889540.28  | 17-18 | 280 | 1 | 55110653  | 16-17 | 280 |
| 16784581.5  | 17-18 | 281 | 1 | 114774365 | 16-17 | 281 |
| 1402223.6   | 17-18 | 282 | 1 | 11950109  | 16-17 | 282 |
| 2028467.24  | 17-18 | 283 | 1 | 70115336  | 16-17 | 283 |
| 12376210.36 | 17-18 | 284 | 1 | 156857945 | 16-17 | 284 |
| 481010.84   | 17-18 | 286 | 1 | 8802826   | 16-17 | 286 |
| 0           | 17-18 | 287 | 6 | 0         | 16-17 | 287 |
| 0           | 17-18 | 288 | 6 | 0         | 16-17 | 288 |
| 101291.23   | 17-18 | 294 | 1 | 2688983   | 16-17 | 294 |
| 69321.06    | 17-18 | 297 | 1 | 1799303   | 16-17 | 297 |
| 189807.16   | 17-18 | 299 | 1 | 5332853   | 16-17 | 299 |
| 277167.65   | 17-18 | 300 | 1 | 7660747   | 16-17 | 300 |
| 0           | 17-18 | 301 | 1 | 0         | 16-17 | 301 |
| 94499.21    | 17-18 | 306 | 1 | 2512263   | 16-17 | 306 |
| 202829.16   | 17-18 | 308 | 1 | 6111292   | 16-17 | 308 |
| 986107.71   | 17-18 | 309 | 1 | 21459054  | 16-17 | 309 |
| 854504.39   | 17-18 | 314 | 1 | 3950834   | 16-17 | 314 |
| 959195.07   | 17-18 | 316 | 1 | 7439926   | 16-17 | 316 |
| 623267.53   | 17-18 | 317 | 1 | 8360603   | 16-17 | 317 |
| 1656040     | 17-18 | 318 | 1 | 44336595  | 16-17 | 318 |
| 137015.78   | 17-18 | 319 | 1 | 3800512   | 16-17 | 319 |
| 444.95      | 17-18 | 323 | 2 | 288896    | 16-17 | 323 |
| 0           | 17-18 | 324 | 1 | 0         | 16-17 | 324 |
| 0           | 17-18 | 325 | 1 | 0         | 16-17 | 325 |
| 0           | 17-18 | 328 | 1 | 0         | 16-17 | 328 |
| 100776      | 17-18 | 330 | 1 | 3836382   | 16-17 | 330 |
| 264441.99   | 17-18 | 332 | 1 | 7527847   | 16-17 | 332 |
| 72210.97    | 17-18 | 333 | 1 | 2271048   | 16-17 | 333 |
| 0           | 17-18 | 341 | 1 | 0         | 16-17 | 341 |
| 533617.24   | 17-18 | 345 | 1 | 14348496  | 16-17 | 345 |
| 0           | 17-18 | 346 | 1 | 0         | 16-17 | 346 |
| 847236.09   | 17-18 | 347 | 1 | 21943847  | 16-17 | 347 |
| 0           | 17-18 | 351 | 1 | 0         | 16-17 | 351 |
| 0           | 17-18 | 352 | 1 | 0         | 16-17 | 352 |
| 0           | 17-18 | 353 | 1 | 0         | 16-17 | 353 |
| 0           | 17-18 | 354 | 1 | 0         | 16-17 | 354 |
| 47422.94    | 17-18 | 356 | 1 | 1162735   | 16-17 | 356 |

|           |       |     |   |          |       |     |
|-----------|-------|-----|---|----------|-------|-----|
| 442447.47 | 17-18 | 361 | 1 | 7972930  | 16-17 | 361 |
| 36241.09  | 17-18 | 362 | 1 | 1512468  | 16-17 | 362 |
| 56088.65  | 17-18 | 363 | 1 | 1686584  | 16-17 | 363 |
| 0         | 17-18 | 371 | 1 | 0        | 16-17 | 371 |
| 0         | 17-18 | 376 | 1 | 0        | 16-17 | 376 |
| 0         | 17-18 | 377 | 1 | 0        | 16-17 | 377 |
| 156300.2  | 17-18 | 378 | 1 | 4191215  | 16-17 | 378 |
| 618134.02 | 17-18 | 381 | 1 | 23272754 | 16-17 | 381 |
| 140833.18 | 17-18 | 390 | 1 | 4896494  | 16-17 | 390 |
| 301702.24 | 17-18 | 391 | 1 | 4232772  | 16-17 | 391 |
| 0         | 17-18 | 392 | 1 | 0        | 16-17 | 392 |
| 0         | 17-18 | 393 | 1 | 0        | 16-17 | 393 |
| 0         | 17-18 | 394 | 1 | 0        | 16-17 | 394 |
| 0         | 17-18 | 395 | 1 | 0        | 16-17 | 395 |
| 226047.34 | 17-18 | 402 | 1 | 1454494  | 16-17 | 402 |
| 59736     | 17-18 | 403 | 1 | 1797918  | 16-17 | 403 |
| 81776     | 17-18 | 404 | 1 | 2702854  | 16-17 | 404 |
| 0         | 17-18 | 408 | 1 | 0        | 16-17 | 408 |
| 0         | 17-18 | 409 | 1 | 0        | 16-17 | 409 |
| 0         | 17-18 | 411 | 1 | 0        | 16-17 | 411 |
| 0         | 17-18 | 412 | 1 | 0        | 16-17 | 412 |
| 818492.92 | 17-18 | 413 | 1 | 16199742 | 16-17 | 413 |
| 682313.55 | 17-18 | 414 | 1 | 3378981  | 16-17 | 414 |
| 68224.57  | 17-18 | 415 | 1 | 1714217  | 16-17 | 415 |
| 0         | 17-18 | 417 | 1 | 0        | 16-17 | 417 |
| 0         | 17-18 | 418 | 1 | 0        | 16-17 | 418 |
| 0         | 17-18 | 421 | 1 | 0        | 16-17 | 421 |
| 0         | 17-18 | 422 | 1 | 0        | 16-17 | 422 |
| 569928.09 | 17-18 | 423 | 1 | 15658365 | 16-17 | 423 |
| 317349.51 | 17-18 | 424 | 1 | 2443933  | 16-17 | 424 |
| 0         | 17-18 | 425 | 1 | 0        | 16-17 | 425 |
| 0         | 17-18 | 426 | 1 | 0        | 16-17 | 426 |
| 0         | 17-18 | 427 | 1 | 0        | 16-17 | 427 |
| 554560.43 | 17-18 | 432 | 1 | 2533923  | 16-17 | 432 |
| 172748.6  | 17-18 | 435 | 1 | 4453909  | 16-17 | 435 |
| 0         | 17-18 | 436 | 1 | 0        | 16-17 | 436 |
| 0         | 17-18 | 437 | 1 | 0        | 16-17 | 437 |
| 0         | 17-18 | 440 | 1 | 0        | 16-17 | 440 |
| 173292.78 | 17-18 | 441 | 1 | 3851447  | 16-17 | 441 |
| 0         | 17-18 | 442 | 1 | 0        | 16-17 | 442 |
| 0         | 17-18 | 443 | 1 | 0        | 16-17 | 443 |
| 0         | 17-18 | 444 | 1 | 0        | 16-17 | 444 |
| 0         | 17-18 | 446 | 1 | 0        | 16-17 | 446 |
| 42115.18  | 17-18 | 447 | 1 | 1174143  | 16-17 | 447 |
| 0         | 17-18 | 451 | 1 | 0        | 16-17 | 451 |
| 0         | 17-18 | 453 | 1 | 0        | 16-17 | 453 |
| 0         | 17-18 | 454 | 1 | 0        | 16-17 | 454 |

|             |       |     |   |           |       |     |
|-------------|-------|-----|---|-----------|-------|-----|
| 0           | 17-18 | 456 | 1 | 0         | 16-17 | 456 |
| 0           | 17-18 | 457 | 1 | 0         | 16-17 | 457 |
| 91428       | 17-18 | 458 | 1 | 3836110   | 16-17 | 458 |
| 0           | 17-18 | 459 | 1 | 0         | 16-17 | 459 |
| 0           | 17-18 | 460 | 1 | 0         | 16-17 | 460 |
| 0           | 17-18 | 461 | 1 | 0         | 16-17 | 461 |
| 273964.07   | 17-18 | 463 | 1 | 5019092   | 16-17 | 463 |
| 0           | 17-18 | 464 | 1 | 0         | 16-17 | 464 |
| 409058      | 17-18 | 465 | 1 | 10888933  | 16-17 | 465 |
| 333260.88   | 17-18 | 466 | 1 | 9113519   | 16-17 | 466 |
| 174632.04   | 17-18 | 473 | 1 | 5054911   | 16-17 | 473 |
| 1178811.74  | 17-18 | 477 | 1 | 17027105  | 16-17 | 477 |
| 261241      | 17-18 | 480 | 1 | 6414115   | 16-17 | 480 |
| 1304182.45  | 17-18 | 482 | 1 | 12464765  | 16-17 | 482 |
| 0           | 17-18 | 483 | 1 | 0         | 16-17 | 483 |
| 155479.09   | 17-18 | 484 | 1 | 4114939   | 16-17 | 484 |
| 99697.64    | 17-18 | 485 | 1 | 3330032   | 16-17 | 485 |
| 81823.3     | 17-18 | 486 | 1 | 2071960   | 16-17 | 486 |
| 50405.15    | 17-18 | 487 | 1 | 1466947   | 16-17 | 487 |
| 1754636.61  | 17-18 | 492 | 1 | 16577550  | 16-17 | 492 |
| 34465.27    | 17-18 | 495 | 1 | 2388027   | 16-17 | 495 |
| 15312.12    | 17-18 | 497 | 1 | 1267339   | 16-17 | 497 |
| 111796      | 17-18 | 499 | 1 | 3034298   | 16-17 | 499 |
| 167428      | 17-18 | 500 | 1 | 5099032   | 16-17 | 500 |
| 0           | 17-18 | 504 | 1 | 0         | 16-17 | 504 |
| 151316      | 17-18 | 505 | 1 | 4689458   | 16-17 | 505 |
| 98017.08    | 17-18 | 507 | 1 | 3580967   | 16-17 | 507 |
| 422387.98   | 17-18 | 508 | 1 | 11508188  | 16-17 | 508 |
| 177826.74   | 17-18 | 511 | 1 | 4647658   | 16-17 | 511 |
| 0           | 17-18 | 513 | 1 | 0         | 16-17 | 513 |
| 56012       | 17-18 | 514 | 1 | 2193651   | 16-17 | 514 |
| 0           | 17-18 | 516 | 1 | 0         | 16-17 | 516 |
| 1199908.76  | 17-18 | 518 | 1 | 15323713  | 16-17 | 518 |
| 0           | 17-18 | 521 | 1 | 0         | 16-17 | 521 |
| 0           | 17-18 | 522 | 1 | 0         | 16-17 | 522 |
| 0           | 17-18 | 523 | 1 | 0         | 16-17 | 523 |
| 0           | 17-18 | 524 | 1 | 0         | 16-17 | 524 |
| 0           | 17-18 | 525 | 1 | 0         | 16-17 | 525 |
| 0           | 17-18 | 526 | 1 | 0         | 16-17 | 526 |
| 280119.28   | 17-18 | 531 | 1 | 8942930   | 16-17 | 531 |
| 154095.07   | 17-18 | 533 | 1 | 4320784   | 16-17 | 533 |
| 662673.83   | 17-18 | 534 | 1 | 9643580   | 16-17 | 534 |
| 11278361.79 | 17-18 | 535 | 1 | 168290813 | 16-17 | 535 |
| 162773.76   | 17-18 | 542 | 1 | 13415692  | 16-17 | 542 |
| 0           | 17-18 | 543 | 1 | 0         | 16-17 | 543 |
| 814917.29   | 17-18 | 544 | 1 | 19874696  | 16-17 | 544 |
| 147972      | 17-18 | 545 | 1 | 4432625   | 16-17 | 545 |

|             |       |     |   |           |       |     |
|-------------|-------|-----|---|-----------|-------|-----|
| 164877.36   | 17-18 | 547 | 1 | 3528195   | 16-17 | 547 |
| 866101.05   | 17-18 | 548 | 1 | 17360073  | 16-17 | 548 |
| 453154.1    | 17-18 | 549 | 1 | 21214491  | 16-17 | 549 |
| 107793.28   | 17-18 | 550 | 1 | 3000010   | 16-17 | 550 |
| 116671.51   | 17-18 | 553 | 1 | 3013633   | 16-17 | 553 |
| 54839.24    | 17-18 | 561 | 1 | 1358503   | 16-17 | 561 |
| 474019.79   | 17-18 | 564 | 1 | 12985602  | 16-17 | 564 |
| 0           | 17-18 | 566 | 1 | 0         | 16-17 | 566 |
| 0           | 17-18 | 570 | 1 | 0         | 16-17 | 570 |
| 0           | 17-18 | 573 | 1 | 0         | 16-17 | 573 |
| 0           | 17-18 | 576 | 1 | 0         | 16-17 | 576 |
| 307306.06   | 17-18 | 577 | 1 | 3607379   | 16-17 | 577 |
| 957929      | 17-18 | 578 | 1 | 8623887   | 16-17 | 578 |
| 106783.32   | 17-18 | 581 | 1 | 2716985   | 16-17 | 581 |
| 0           | 17-18 | 582 | 1 | 0         | 16-17 | 582 |
| 0           | 17-18 | 583 | 1 | 0         | 16-17 | 583 |
| 0           | 17-18 | 584 | 1 | 0         | 16-17 | 584 |
| 56531.22    | 17-18 | 592 | 1 | 1796410   | 16-17 | 592 |
| 818151.63   | 17-18 | 593 | 1 | 9359473   | 16-17 | 593 |
| 813037.23   | 17-18 | 595 | 1 | 11722480  | 16-17 | 595 |
| 0           | 17-18 | 597 | 1 | 0         | 16-17 | 597 |
| 572984.13   | 17-18 | 599 | 1 | 4461871   | 16-17 | 599 |
| 84192.13    | 17-18 | 600 | 1 | 2329658   | 16-17 | 600 |
| 776199.1    | 17-18 | 601 | 1 | 3471321   | 16-17 | 601 |
| 0           | 17-18 | 603 | 1 | 0         | 16-17 | 603 |
| 0           | 17-18 | 604 | 1 | 0         | 16-17 | 604 |
| 0           | 17-18 | 611 | 1 | 0         | 16-17 | 611 |
| 0           | 17-18 | 612 | 1 | 0         | 16-17 | 612 |
| 0           | 17-18 | 614 | 1 | 0         | 16-17 | 614 |
| 0           | 17-18 | 615 | 1 | 0         | 16-17 | 615 |
| 7163754.92  | 17-18 | 621 | 1 | 111694343 | 16-17 | 621 |
| 14653479.24 | 17-18 | 622 | 1 | 96073051  | 16-17 | 622 |
| 7040426.93  | 17-18 | 623 | 1 | 77066491  | 16-17 | 623 |
| 4894568.98  | 17-18 | 624 | 1 | 88976531  | 16-17 | 624 |
| 23292093    | 17-18 | 625 | 1 | 308347512 | 16-17 | 625 |
| 0           | 17-18 | 627 | 1 | 0         | 16-17 | 627 |
| 0           | 17-18 | 628 | 1 | 0         | 16-17 | 628 |
| 211138.52   | 17-18 | 630 | 1 | 1748387   | 16-17 | 630 |
| 0           | 17-18 | 631 | 1 | 0         | 16-17 | 631 |
| 0           | 17-18 | 633 | 1 | 0         | 16-17 | 633 |
| 33440       | 17-18 | 635 | 1 | 1835582   | 16-17 | 635 |
| 0           | 17-18 | 636 | 1 | 0         | 16-17 | 636 |
| 0           | 17-18 | 637 | 1 | 0         | 16-17 | 637 |
| 0           | 17-18 | 638 | 1 | 0         | 16-17 | 638 |
| 161765.96   | 17-18 | 640 | 1 | 4359453   | 16-17 | 640 |
| 0           | 17-18 | 641 | 1 | 0         | 16-17 | 641 |
| 0           | 17-18 | 646 | 1 | 0         | 16-17 | 646 |

|            |       |     |   |          |       |     |
|------------|-------|-----|---|----------|-------|-----|
| 0          | 17-18 | 647 | 1 | 0        | 16-17 | 647 |
| 0          | 17-18 | 648 | 1 | 0        | 16-17 | 648 |
| 0          | 17-18 | 649 | 1 | 0        | 16-17 | 649 |
| 0          | 17-18 | 650 | 1 | 0        | 16-17 | 650 |
| 0          | 17-18 | 651 | 1 | 0        | 16-17 | 651 |
| 0          | 17-18 | 652 | 1 | 0        | 16-17 | 652 |
| 0          | 17-18 | 653 | 1 | 0        | 16-17 | 653 |
| 0          | 17-18 | 654 | 1 | 0        | 16-17 | 654 |
| 0          | 17-18 | 655 | 1 | 0        | 16-17 | 655 |
| 1108337.44 | 17-18 | 656 | 1 | 26892300 | 16-17 | 656 |
| 0          | 17-18 | 657 | 1 | 0        | 16-17 | 657 |
| 2072016.53 | 17-18 | 659 | 1 | 28351027 | 16-17 | 659 |
| 0          | 17-18 | 669 | 1 | 0        | 16-17 | 669 |
| 0          | 17-18 | 670 | 1 | 0        | 16-17 | 670 |
| 143743.27  | 17-18 | 671 | 1 | 3721000  | 16-17 | 671 |
| 18907.53   | 17-18 | 676 | 1 | 660430   | 16-17 | 676 |
| 0          | 17-18 | 678 | 1 | 0        | 16-17 | 678 |
| 192171.15  | 17-18 | 682 | 1 | 4908819  | 16-17 | 682 |
| 146299.42  | 17-18 | 690 | 1 | 4892206  | 16-17 | 690 |
| 0          | 17-18 | 691 | 1 | 0        | 16-17 | 691 |
| 0          | 17-18 | 692 | 1 | 0        | 16-17 | 692 |
| 0          | 17-18 | 693 | 1 | 0        | 16-17 | 693 |
| 210942.76  | 17-18 | 695 | 1 | 2920591  | 16-17 | 695 |
| 220020     | 17-18 | 696 | 1 | 7305734  | 16-17 | 696 |
| 0          | 17-18 | 697 | 1 | 0        | 16-17 | 697 |
| 79659.03   | 17-18 | 698 | 1 | 5379594  | 16-17 | 698 |
| 0          | 17-18 | 699 | 1 | 0        | 16-17 | 699 |
| 478804.99  | 17-18 | 700 | 1 | 18433385 | 16-17 | 700 |
| 940441.17  | 17-18 | 701 | 1 | 11402722 | 16-17 | 701 |
| 485027.13  | 17-18 | 704 | 1 | 12943862 | 16-17 | 704 |
| 251085.27  | 17-18 | 706 | 1 | 6461356  | 16-17 | 706 |
| 3147.13    | 17-18 | 707 | 1 | 112780   | 16-17 | 707 |
| 0          | 17-18 | 708 | 1 | 0        | 16-17 | 708 |
| 8786453.99 | 17-18 | 709 | 1 | 88818951 | 16-17 | 709 |
| 0          | 17-18 | 710 | 1 | 0        | 16-17 | 710 |
| 182612.72  | 17-18 | 712 | 1 | 4817958  | 16-17 | 712 |
| 695141.68  | 17-18 | 716 | 1 | 10719846 | 16-17 | 716 |
| 469987.57  | 17-18 | 717 | 1 | 12983051 | 16-17 | 717 |
| 2399362.18 | 17-18 | 719 | 1 | 64110247 | 16-17 | 719 |
| 1961423.45 | 17-18 | 720 | 1 | 62565143 | 16-17 | 720 |
| 779773.65  | 17-18 | 721 | 1 | 23936035 | 16-17 | 721 |
| 986838.66  | 17-18 | 726 | 1 | 25075974 | 16-17 | 726 |
| 462898.94  | 17-18 | 727 | 1 | 15936257 | 16-17 | 727 |
| 2816214.22 | 17-18 | 728 | 1 | 85193509 | 16-17 | 728 |
| 0          | 17-18 | 731 | 1 | 0        | 16-17 | 731 |
| 0          | 17-18 | 732 | 1 | 0        | 16-17 | 732 |
| 0          | 17-18 | 733 | 1 | 0        | 16-17 | 733 |

|            |       |     |   |          |       |     |
|------------|-------|-----|---|----------|-------|-----|
| 0          | 17-18 | 734 | 1 | 0        | 16-17 | 734 |
| 0          | 17-18 | 735 | 1 | 0        | 16-17 | 735 |
| 0          | 17-18 | 736 | 1 | 0        | 16-17 | 736 |
| 0          | 17-18 | 737 | 1 | 0        | 16-17 | 737 |
| 433776.62  | 17-18 | 738 | 1 | 3829353  | 16-17 | 738 |
| 194689.16  | 17-18 | 739 | 1 | 5095467  | 16-17 | 739 |
| 846359.28  | 17-18 | 740 | 1 | 8144814  | 16-17 | 740 |
| 276692.65  | 17-18 | 741 | 1 | 7479684  | 16-17 | 741 |
| 8680977.31 | 17-18 | 742 | 1 | 85502621 | 16-17 | 742 |
| 345508.78  | 17-18 | 743 | 1 | 9006872  | 16-17 | 743 |
| 646895.1   | 17-18 | 745 | 1 | 8766929  | 16-17 | 745 |
| 613896.03  | 17-18 | 748 | 1 | 17309034 | 16-17 | 748 |
| 993776.27  | 17-18 | 750 | 1 | 14654373 | 16-17 | 750 |
| 326768.14  | 17-18 | 756 | 1 | 4460318  | 16-17 | 756 |
| 1069422.38 | 17-18 | 761 | 1 | 28002502 | 16-17 | 761 |
| 0          | 17-18 | 762 | 1 | 0        | 16-17 | 762 |
| 65411.91   | 17-18 | 763 | 1 | 3472057  | 16-17 | 763 |
| 77404.89   | 17-18 | 768 | 1 | 1880601  | 16-17 | 768 |
| 0          | 17-18 | 769 | 1 | 0        | 16-17 | 769 |
| 66728      | 17-18 | 771 | 1 | 3675497  | 16-17 | 771 |
| 213666.24  | 17-18 | 775 | 1 | 5237355  | 16-17 | 775 |
| 332956     | 17-18 | 777 | 1 | 9177935  | 16-17 | 777 |
| 0          | 17-18 | 784 | 1 | 0        | 16-17 | 784 |
| 52076.9    | 17-18 | 786 | 1 | 1349073  | 16-17 | 786 |
| 518233.26  | 17-18 | 787 | 1 | 1877937  | 16-17 | 787 |
| 0          | 17-18 | 789 | 1 | 0        | 16-17 | 789 |
| 0          | 17-18 | 790 | 1 | 0        | 16-17 | 790 |
| 0          | 17-18 | 791 | 1 | 0        | 16-17 | 791 |
| 0          | 17-18 | 792 | 1 | 0        | 16-17 | 792 |
| 0          | 17-18 | 793 | 1 | 0        | 16-17 | 793 |
| 47991.03   | 17-18 | 801 | 1 | 1032551  | 16-17 | 801 |
| 835497.91  | 17-18 | 803 | 1 | 5114378  | 16-17 | 803 |
| 0          | 17-18 | 806 | 1 | 0        | 16-17 | 806 |
| 0          | 17-18 | 809 | 1 | 0        | 16-17 | 809 |
| 0          | 17-18 | 810 | 1 | 0        | 16-17 | 810 |
| 526164.62  | 17-18 | 811 | 1 | 6374637  | 16-17 | 811 |
| 1434558.94 | 17-18 | 813 | 1 | 10742452 | 16-17 | 813 |
| 0          | 17-18 | 815 | 2 | 945531   | 16-17 | 815 |
| 53889.21   | 17-18 | 818 | 1 | 1316594  | 16-17 | 818 |
| 0          | 17-18 | 819 | 1 | 0        | 16-17 | 819 |
| 93035.54   | 17-18 | 820 | 1 | 2434017  | 16-17 | 820 |
| 563805.99  | 17-18 | 821 | 1 | 3289170  | 16-17 | 821 |
| 0          | 17-18 | 827 | 1 | 0        | 16-17 | 827 |
| 1871512.55 | 17-18 | 829 | 1 | 9996434  | 16-17 | 829 |
| 0          | 17-18 | 830 | 1 | 0        | 16-17 | 830 |
| 4116777    | 17-18 | 831 | 1 | 60059333 | 16-17 | 831 |
| 883682.71  | 17-18 | 832 | 1 | 25654244 | 16-17 | 832 |

|            |       |      |   |           |       |      |
|------------|-------|------|---|-----------|-------|------|
| 4890105.18 | 17-18 | 833  | 1 | 124521121 | 16-17 | 833  |
| 8199950.23 | 17-18 | 834  | 1 | 106679361 | 16-17 | 834  |
| 72914.26   | 17-18 | 836  | 1 | 1778756   | 16-17 | 836  |
| 346282.6   | 17-18 | 837  | 1 | 3822657   | 16-17 | 837  |
| 574715.53  | 17-18 | 840  | 1 | 5996159   | 16-17 | 840  |
| 610524.89  | 17-18 | 846  | 1 | 6572426   | 16-17 | 846  |
| 12863.12   | 17-18 | 850  | 1 | 2397037   | 16-17 | 850  |
| 294101.84  | 17-18 | 852  | 1 | 4001632   | 16-17 | 852  |
| 520894.72  | 17-18 | 857  | 1 | 4282899   | 16-17 | 857  |
| 331557.2   | 17-18 | 858  | 1 | 5407049   | 16-17 | 858  |
| 1365156    | 17-18 | 861  | 1 | 34695594  | 16-17 | 861  |
| 502217.01  | 17-18 | 876  | 1 | 16607656  | 16-17 | 876  |
| 1511169.8  | 17-18 | 877  | 1 | 35366610  | 16-17 | 877  |
| 990443.93  | 17-18 | 879  | 1 | 15751045  | 16-17 | 879  |
| 0          | 17-18 | 880  | 1 | 0         | 16-17 | 880  |
| 212125.54  | 17-18 | 881  | 1 | 5737640   | 16-17 | 881  |
| 1956881.45 | 17-18 | 882  | 1 | 39527691  | 16-17 | 882  |
| 377714.34  | 17-18 | 883  | 1 | 11727138  | 16-17 | 883  |
| 604924.21  | 17-18 | 885  | 1 | 23194280  | 16-17 | 885  |
| 347388.41  | 17-18 | 891  | 1 | 4383146   | 16-17 | 891  |
| 0          | 17-18 | 892  | 1 | 0         | 16-17 | 892  |
| 0          | 17-18 | 893  | 1 | 0         | 16-17 | 893  |
| 0          | 17-18 | 894  | 1 | 0         | 16-17 | 894  |
| 0          | 17-18 | 896  | 1 | 0         | 16-17 | 896  |
| 1774725.05 | 17-18 | 911  | 1 | 23690388  | 16-17 | 911  |
| 629284.55  | 17-18 | 912  | 1 | 7437325   | 16-17 | 912  |
| 0          | 17-18 | 913  | 1 | 0         | 16-17 | 913  |
| 99465.44   | 17-18 | 914  | 1 | 2619347   | 16-17 | 914  |
| 0          | 17-18 | 918  | 1 | 0         | 16-17 | 916  |
| 317287.1   | 17-18 | 2071 | 1 | 8569529   | 16-17 | 917  |
| 287811.69  | 17-18 | 2125 | 1 | 7745720   | 16-17 | 918  |
| 48319.05   | 17-18 | 2134 | 1 | 7558077   | 16-17 | 2071 |
| 267811.1   | 17-18 | 2135 | 1 | 7548020   | 16-17 | 2125 |
| 193117.63  | 17-18 | 2137 | 1 | 5100000   | 16-17 | 2134 |
| 884298.01  | 17-18 | 2142 | 1 | 33950410  | 16-17 | 2135 |
| 293669.26  | 17-18 | 2143 | 1 | 7551036   | 16-17 | 2137 |
| 837130.46  | 17-18 | 2144 | 1 | 22507751  | 16-17 | 2142 |
| 0          | 17-18 | 2148 | 1 | 0         | 16-17 | 2143 |
| 1273335.69 | 17-18 | 2149 | 1 | 13289552  | 16-17 | 2144 |
| 0          | 17-18 | 2153 | 1 | 0         | 16-17 | 2148 |
| 210666.48  | 17-18 | 2154 | 1 | 5504473   | 16-17 | 2149 |
| 327694.37  | 17-18 | 2155 | 1 | 4362422   | 16-17 | 2153 |
| 222072     | 17-18 | 2159 | 1 | 7336539   | 16-17 | 2154 |
| 0          | 17-18 | 2163 | 1 | 0         | 16-17 | 2155 |
| 514469.66  | 17-18 | 2164 | 1 | 7406823   | 16-17 | 2159 |
| 1049857.93 | 17-18 | 2165 | 1 | 7243377   | 16-17 | 2163 |
| 78586.19   | 17-18 | 2167 | 1 | 4602850   | 16-17 | 2164 |

|            |       |      |   |          |       |      |
|------------|-------|------|---|----------|-------|------|
| 498435.03  | 17-18 | 2168 | 1 | 7593266  | 16-17 | 2165 |
| 299958.08  | 17-18 | 2169 | 1 | 7877211  | 16-17 | 2167 |
| 587573.5   | 17-18 | 2170 | 1 | 9498894  | 16-17 | 2168 |
| 98116      | 17-18 | 2171 | 1 | 7476401  | 16-17 | 2169 |
| 374144.21  | 17-18 | 2172 | 1 | 7343217  | 16-17 | 2170 |
| 392084     | 17-18 | 2174 | 1 | 14409499 | 16-17 | 2171 |
| 456387     | 17-18 | 2176 | 1 | 5654323  | 16-17 | 2172 |
| 918345     | 17-18 | 2180 | 1 | 8227420  | 16-17 | 2174 |
| 0          | 17-18 | 2183 | 1 | 0        | 16-17 | 2176 |
| 1148289.04 | 17-18 | 2184 | 1 | 10453024 | 16-17 | 2180 |
| 953363.49  | 17-18 | 2190 | 1 | 9596562  | 16-17 | 2183 |
| 691683.57  | 17-18 | 2198 | 1 | 5525642  | 16-17 | 2184 |
| 81073.29   | 17-18 | 2215 | 1 | 2147477  | 16-17 | 2190 |
| 175201.74  | 17-18 | 2310 | 1 | 8193789  | 16-17 | 2198 |
| 88372.8    | 17-18 | 2311 | 1 | 8941676  | 16-17 | 2215 |
| 321708     | 17-18 | 2342 | 1 | 8518726  | 16-17 | 2310 |
| 178286.36  | 17-18 | 2358 | 1 | 2416986  | 16-17 | 2311 |
| 0          | 17-18 | 2359 | 1 | 0        | 16-17 | 2342 |
| 191257.88  | 17-18 | 2364 | 1 | 5187843  | 16-17 | 2358 |
| 291460     | 17-18 | 2365 | 1 | 9863044  | 16-17 | 2359 |
| 388051     | 17-18 | 2396 | 1 | 9123001  | 16-17 | 2364 |
| 305770.22  | 17-18 | 2397 | 1 | 8247543  | 16-17 | 2365 |
| 766872.01  | 17-18 | 2448 | 1 | 9364863  | 16-17 | 2396 |
| 62616.82   | 17-18 | 2527 | 1 | 2179505  | 16-17 | 2397 |
| 278599.29  | 17-18 | 2534 | 1 | 7407006  | 16-17 | 2448 |
| 126464     | 17-18 | 2536 | 1 | 4322210  | 16-17 | 2527 |
| 263709.37  | 17-18 | 2580 | 1 | 5452021  | 16-17 | 2534 |
| 102486.3   | 17-18 | 2609 | 1 | 4541240  | 16-17 | 2536 |
| 147176.89  | 17-18 | 2683 | 1 | 2301341  | 16-17 | 2580 |
| 194392.03  | 17-18 | 2687 | 1 | 8275446  | 16-17 | 2609 |
| 297753.81  | 17-18 | 2689 | 1 | 10738520 | 16-17 | 2683 |
| 651892.88  | 17-18 | 2711 | 1 | 6865227  | 16-17 | 2687 |
| 1420966.33 | 17-18 | 2752 | 1 | 12893460 | 16-17 | 2689 |
| 237931.51  | 17-18 | 2753 | 1 | 5967360  | 16-17 | 2711 |
| 339222.86  | 17-18 | 2754 | 1 | 5050680  | 16-17 | 2752 |
| 0          | 17-18 | 2758 | 1 | 0        | 16-17 | 2753 |
| 0          | 17-18 | 2759 | 1 | 0        | 16-17 | 2754 |
| 396541.41  | 17-18 | 2769 | 1 | 7321737  | 16-17 | 2758 |
| 1269955.79 | 17-18 | 2805 | 1 | 7805722  | 16-17 | 2759 |
| 254212.4   | 17-18 | 2835 | 1 | 6492961  | 16-17 | 2769 |
| 319580     | 17-18 | 2853 | 1 | 10317698 | 16-17 | 2805 |
| 234485.95  | 17-18 | 2854 | 1 | 4062705  | 16-17 | 2835 |
| 258148     | 17-18 | 2856 | 1 | 5825206  | 16-17 | 2853 |
| 438460.59  | 17-18 | 2859 | 1 | 11677068 | 16-17 | 2854 |
| 803738.49  | 17-18 | 2860 | 1 | 10460472 | 16-17 | 2856 |
| 0          | 17-18 | 2862 | 1 | 0        | 16-17 | 2859 |
| 167496.4   | 17-18 | 2884 | 1 | 7103620  | 16-17 | 2860 |

|           |
|-----------|
| 128972    |
| 0         |
| 137788    |
| 204908.62 |
| 614035.91 |
| 477508    |
| 304275.73 |
| 152076    |
| 724326.03 |
| 193392.58 |
| 158441.27 |
| 289788    |
| 469773.67 |
| 458564.34 |
| 159752    |
| 200032    |

|       |      |   |          |
|-------|------|---|----------|
| 17-18 | 2886 | 1 | 3806387  |
| 17-18 | 2887 | 1 | 0        |
| 17-18 | 2888 | 1 | 6312140  |
| 17-18 | 2889 | 1 | 12430162 |
| 17-18 | 2890 | 1 | 7671106  |
| 17-18 | 2895 | 1 | 14093030 |
| 17-18 | 2897 | 1 | 8769226  |
| 17-18 | 2898 | 1 | 5556746  |
| 17-18 | 2899 | 1 | 8592498  |
| 17-18 | 2902 | 1 | 4879819  |
| 17-18 | 2903 | 1 | 3937649  |
| 17-18 | 2904 | 1 | 8413703  |
| 17-18 | 2905 | 1 | 12205063 |
| 17-18 | 2906 | 1 | 5015015  |
| 17-18 | 2907 | 1 | 3579247  |
| 17-18 | 2908 | 1 | 5178145  |

|       |      |
|-------|------|
| 16-17 | 2862 |
| 16-17 | 2884 |
| 16-17 | 2886 |
| 16-17 | 2887 |
| 16-17 | 2888 |
| 16-17 | 2889 |
| 16-17 | 2890 |
| 16-17 | 2895 |
| 16-17 | 2897 |
| 16-17 | 2898 |
| 16-17 | 2899 |
| 16-17 | 2902 |
| 16-17 | 2903 |
| 16-17 | 2904 |
| 16-17 | 2905 |
| 16-17 | 2906 |
| 16-17 | 2907 |
| 16-17 | 2908 |

col34 877,104.83  
col35  
3YP APU

1,281.06  
38,283.11  
294.95  
500.38  
3,835.94  
41,870.37  
7,121.52  
3,659.33  
3,389.89  
4,947.52  
6,242.27  
3,283.42  
966.84  
60.34  
5,512.28  
664.62  
276.58  
1,586.11  
4,783.32  
2,103.25  
723.97  
9,226.16  
168.02  
623.49  
627.00  
2,341.91  
832.90  
510.20  
2,930.45  
371.22  
705.37  
1,312.46  
372.49  
1,106.48  
4,258.35  
1,741.83  
10,427.73  
802.49  
1,262.49  
1,137.80  
347.93

1,658.79  
3,263.62  
944.04  
918.59  
1,085.54  
7,104.85  
1,123.77  
513.64  
537.43  
1,159.25  
7,118.85  
1,153.96  
1,828.43  
9,931.97  
7,798.29  
12,027.15  
709.80  
30,493.93  
5,430.14  
3,965.72  
4,869.41  
763.09  
2,310.75  
4,474.67  
896.25  
983.04  
383.04  
273.65  
723.35  
3,728.36  
530.77  
1,248.39  
726.36  
1,390.91  
2,950.90  
295.65  
122.20  
7,429.09  
11,388.72  
9,829.18  
9,294.37  
11,465.47  
2,543.88  
3,090.78  
22,568.59  
4,743.49  
13,569.12

2,021.04  
5,082.66  
12,383.45  
2,657.96  
2,213.56  
386.91  
732.62  
1,259.13  
315.61  
664.26  
1,733.50  
791.92  
1,138.89  
985.19  
4,328.78  
661.55  
33.86  
316.39  
1,846.13  
530.89  
1,616.80  
4,520.31  
163.72  
1,244.34  
384.61  
296.84  
593.66  
1,506.42  
491.83  
545.83  
123.22  
152.57  
214.44  
2,693.64  
503.34  
199.69  
3,129.02  
472.17  
672.18  
684.87  
417.33  
169.20  
228.95  
1,045.57  
1,703.81  
2,467.45  
494.67

3,497.77  
644.96  
2,664.54  
1,297.87  
1,005.88  
322.00  
395.67  
5,291.80  
480.06  
321.28  
302.80  
484.71  
348.97  
410.89  
2,301.53  
615.99  
164.03  
3,570.76  
2,204.58  
1,229.91  
2,255.06  
18,653.18  
498.78  
3,072.88  
437.02  
613.50  
958.58  
1,578.68  
623.14  
801.41  
230.98  
2,207.82  
484.13  
1,794.11  
428.62  
230.80  
1,310.68  
2,027.33  
503.38  
302.46  
713.14  
12,350.88  
11,521.80  
8,307.45  
9,135.85  
39,649.12  
388.22

53.15  
423.56  
4,177.47  
4,392.27  
403.00  
264.32  
1,255.95  
1,082.62  
818.93  
626.77  
246.05  
2,290.65  
2,619.87  
1,989.02  
1,849.87  
108.61  
8,805.79  
521.90  
1,773.29  
1,975.59  
9,187.09  
8,982.00  
4,498.81  
3,109.86  
3,372.93  
14,123.94  
1,184.83  
790.02  
1,538.20  
1,039.46  
10,663.21  
1,152.67  
1,891.39  
4,218.89  
2,287.31  
801.52  
5,350.94  
972.54  
378.05  
178.21  
756.49  
905.01  
493.53  
400.79  
148.25  
441.14  
609.66

1,374.87  
2.44  
591.80  
560.70  
1,066.82  
2,089.55  
6,911.03  
3,578.20  
19,826.22  
9,282.13  
228.39  
599.33  
1,112.45  
722.09  
314.02  
157.40  
818.29  
1,057.33  
3,306.57  
1,982.64  
6,343.27  
2,749.91  
952.03  
4,443.97  
1,827.59  
6,783.23  
589.98  
5,398.00  
1,986.86  
332.19  
965.10  
1,269.42  
775.36  
1,049.02  
638.49  
2,068.27  
840.68  
3,676.58  
1,274.16  
1,028.56  
1,099.42  
584.09  
1,770.62  
1,016.45  
709.76  
999.78  
798.69

1,256.26  
280.82  
907.69  
1,006.27  
484.30  
754.11  
1,365.98  
809.91  
680.21  
304.39  
1,283.29  
462.50  
783.50  
206.38  
672.10  
804.04  
893.27  
1,113.69  
814.88  
280.60  
745.91  
269.75  
782.85  
459.90  
413.64  
1,279.57  
1,232.98  
1,033.41  
1,881.20  
984.71  
515.67  
228.71  
1,105.36  
1,295.73  
692.89  
821.29  
587.83  
321.18  
1,732.76  
1,247.59  
464.92  
354.22  
379.36  
760.82  
556.89  
1,311.06  
1,197.84

432.68  
1,590.88  
605.45  
534.33  
803.22  
2,067.02  
415.05  
315.85  
498.09

| dst_tye | lvy_adj_pun_acu |
|---------|-----------------|
| 1       | 1281.06         |
| 3       | 38283.11        |
| 1       | 294.95          |
| 1       | 500.38          |
| 3       | 3835.94         |
| 1       | 41870.37        |
| 1       | 7121.52         |
| 1       | 3659.33         |
| 1       | 3389.89         |
| 1       | 4947.52         |
| 1       | 6242.27         |
| 1       | 0               |
| 1       | 3283.42         |
| 1       | 966.84          |
| 1       | 0               |
| 1       | 60.34           |
| 1       | 5512.28         |
| 1       | 664.62          |
| 1       | 276.58          |
| 1       | 1586.11         |
| 1       | 4783.32         |
| 1       | 2103.25         |
| 1       | 0               |
| 1       | 0               |
| 1       | 0               |
| 1       | 0               |
| 1       | 0               |
| 1       | 0               |
| 1       | 0               |
| 1       | 723.97          |
| 1       | 9226.16         |
| 1       | 0               |
| 1       | 0               |
| 1       | 168.02          |
| 1       | 623.49          |
| 1       | 627             |

|   |          |
|---|----------|
| 1 | 2341.91  |
| 1 | 832.9    |
| 1 | 510.2    |
| 1 | 2930.45  |
| 1 | 371.22   |
| 1 | 705.37   |
| 1 | 1312.46  |
| 1 | 372.49   |
| 1 | 1106.48  |
| 1 | 4258.35  |
| 1 | 1741.83  |
| 1 | 10427.73 |
| 1 | 802.49   |
| 1 | 0        |
| 1 | 1262.49  |
| 1 | 1137.8   |
| 1 | 0        |
| 1 | 347.93   |
| 1 | 0        |
| 1 | 0        |
| 1 | 0        |
| 1 | 0        |
| 1 | 1658.79  |
| 1 | 3263.62  |
| 1 | 944.04   |
| 1 | 0        |
| 1 | 0        |
| 1 | 0        |
| 1 | 918.59   |
| 1 | 0        |
| 1 | 1085.54  |
| 1 | 7104.85  |
| 1 | 0        |
| 1 | 0        |
| 1 | 1123.77  |
| 1 | 513.64   |
| 1 | 537.43   |
| 1 | 0        |
| 1 | 1159.25  |
| 1 | 0        |
| 1 | 7118.85  |
| 1 | 1153.96  |
| 1 | 1828.43  |
| 1 | 9931.97  |
| 1 | 7798.29  |
| 1 | 12027.15 |
| 1 | 709.8    |

|   |          |
|---|----------|
| 1 | 30493.93 |
| 1 | 5430.14  |
| 1 | 3965.72  |
| 1 | 4869.41  |
| 1 | 0        |
| 1 | 0        |
| 1 | 763.09   |
| 1 | 2310.75  |
| 1 | 0        |
| 1 | 4474.67  |
| 1 | 0        |
| 1 | 0        |
| 1 | 0        |
| 1 | 896.25   |
| 1 | 0        |
| 1 | 0        |
| 1 | 0        |
| 1 | 0        |
| 1 | 0        |
| 1 | 0        |
| 1 | 983.04   |
| 1 | 0        |
| 1 | 383.04   |
| 1 | 0        |
| 1 | 0        |
| 1 | 0        |
| 1 | 0        |
| 1 | 0        |
| 1 | 0        |
| 1 | 273.65   |
| 1 | 723.35   |
| 1 | 0        |
| 1 | 3728.36  |
| 1 | 530.77   |
| 1 | 0        |
| 1 | 0        |
| 1 | 0        |
| 1 | 1248.39  |
| 1 | 726.36   |
| 1 | 0        |
| 1 | 1390.91  |
| 1 | 2950.9   |
| 1 | 0        |
| 1 | 0        |
| 1 | 295.65   |
| 1 | 0        |
| 1 | 0        |

|   |          |
|---|----------|
| 1 | 122.2    |
| 1 | 0        |
| 1 | 7429.09  |
| 1 | 11388.72 |
| 1 | 9829.18  |
| 1 | 9294.37  |
| 1 | 11465.47 |
| 1 | 2543.88  |
| 1 | 3090.78  |
| 1 | 22568.59 |
| 1 | 4743.49  |
| 1 | 13569.12 |
| 1 | 2021.04  |
| 1 | 5082.66  |
| 1 | 12383.45 |
| 1 | 2657.96  |
| 6 | 0        |
| 6 | 0        |
| 1 | 2213.56  |
| 1 | 386.91   |
| 1 | 732.62   |
| 1 | 1259.13  |
| 1 | 0        |
| 1 | 315.61   |
| 1 | 664.26   |
| 1 | 1733.5   |
| 1 | 791.92   |
| 1 | 1138.89  |
| 1 | 985.19   |
| 1 | 4328.78  |
| 1 | 661.55   |
| 2 | 33.86    |
| 1 | 0        |
| 1 | 0        |
| 1 | 0        |
| 1 | 316.39   |
| 1 | 1846.13  |
| 1 | 530.89   |
| 1 | 0        |
| 1 | 1616.8   |
| 1 | 0        |
| 1 | 4520.31  |
| 1 | 0        |
| 1 | 0        |
| 1 | 0        |
| 1 | 0        |
| 1 | 163.72   |

|   |         |
|---|---------|
| 1 | 1244.34 |
| 1 | 384.61  |
| 1 | 296.84  |
| 1 | 0       |
| 1 | 0       |
| 1 | 0       |
| 1 | 593.66  |
| 1 | 1506.42 |
| 1 | 491.83  |
| 1 | 545.83  |
| 1 | 0       |
| 1 | 0       |
| 1 | 0       |
| 1 | 0       |
| 1 | 123.22  |
| 1 | 152.57  |
| 1 | 214.44  |
| 1 | 0       |
| 1 | 0       |
| 1 | 0       |
| 1 | 0       |
| 1 | 2693.64 |
| 1 | 503.34  |
| 1 | 199.69  |
| 1 | 0       |
| 1 | 0       |
| 1 | 0       |
| 1 | 0       |
| 1 | 3129.02 |
| 1 | 472.17  |
| 1 | 0       |
| 1 | 0       |
| 1 | 0       |
| 1 | 672.18  |
| 1 | 684.87  |
| 1 | 0       |
| 1 | 0       |
| 1 | 0       |
| 1 | 417.33  |
| 1 | 0       |
| 1 | 0       |
| 1 | 0       |
| 1 | 0       |
| 1 | 169.2   |
| 1 | 0       |
| 1 | 0       |
| 1 | 0       |

|   |          |
|---|----------|
| 1 | 0        |
| 1 | 0        |
| 1 | 228.95   |
| 1 | 0        |
| 1 | 0        |
| 1 | 0        |
| 1 | 1045.57  |
| 1 | 0        |
| 1 | 1703.81  |
| 1 | 2467.45  |
| 1 | 494.67   |
| 1 | 3497.77  |
| 1 | 644.96   |
| 1 | 2664.54  |
| 1 | 0        |
| 1 | 1297.87  |
| 1 | 1005.88  |
| 1 | 322      |
| 1 | 395.67   |
| 1 | 5291.8   |
| 1 | 480.06   |
| 1 | 321.28   |
| 1 | 302.8    |
| 1 | 484.71   |
| 1 | 0        |
| 1 | 348.97   |
| 1 | 410.89   |
| 1 | 2301.53  |
| 1 | 615.99   |
| 1 | 0        |
| 1 | 164.03   |
| 1 | 0        |
| 1 | 3570.76  |
| 1 | 0        |
| 1 | 0        |
| 1 | 0        |
| 1 | 0        |
| 1 | 0        |
| 1 | 0        |
| 1 | 2204.58  |
| 1 | 1229.91  |
| 1 | 2255.06  |
| 1 | 18653.18 |
| 1 | 498.78   |
| 1 | 0        |
| 1 | 3072.88  |
| 1 | 437.02   |

|   |          |
|---|----------|
| 1 | 613.5    |
| 1 | 958.58   |
| 1 | 1578.68  |
| 1 | 623.14   |
| 1 | 801.41   |
| 1 | 230.98   |
| 1 | 2207.82  |
| 1 | 0        |
| 1 | 0        |
| 1 | 0        |
| 1 | 0        |
| 1 | 484.13   |
| 1 | 1794.11  |
| 1 | 428.62   |
| 1 | 0        |
| 1 | 0        |
| 1 | 0        |
| 1 | 230.8    |
| 1 | 1310.68  |
| 1 | 2027.33  |
| 1 | 0        |
| 1 | 503.38   |
| 1 | 302.46   |
| 1 | 713.14   |
| 1 | 0        |
| 1 | 0        |
| 1 | 0        |
| 1 | 0        |
| 1 | 0        |
| 1 | 0        |
| 1 | 12350.88 |
| 1 | 11521.8  |
| 1 | 8307.45  |
| 1 | 9135.85  |
| 1 | 39649.12 |
| 1 | 0        |
| 1 | 0        |
| 1 | 388.22   |
| 1 | 0        |
| 1 | 0        |
| 1 | 53.15    |
| 1 | 0        |
| 1 | 0        |
| 1 | 0        |
| 1 | 423.56   |
| 1 | 0        |
| 1 | 0        |

|   |          |
|---|----------|
| 1 | 0        |
| 1 | 0        |
| 1 | 0        |
| 1 | 0        |
| 1 | 0        |
| 1 | 0        |
| 1 | 0        |
| 1 | 0        |
| 1 | 0        |
| 1 | 0        |
| 1 | 4177.47  |
| 1 | 0        |
| 1 | 4392.27  |
| 1 | 0        |
| 1 | 0        |
| 1 | 403      |
| 1 | 264.32   |
| 1 | 0        |
| 1 | 1255.95  |
| 1 | 1082.62  |
| 1 | 0        |
| 1 | 0        |
| 1 | 0        |
| 1 | 818.93   |
| 1 | 626.77   |
| 1 | 0        |
| 1 | 246.05   |
| 1 | 0        |
| 1 | 2290.65  |
| 1 | 2619.87  |
| 1 | 1989.02  |
| 1 | 1849.87  |
| 1 | 108.61   |
| 1 | 0        |
| 1 | 8805.79  |
| 1 | 0        |
| 1 | 521.9    |
| 1 | 1773.29  |
| 1 | 1975.59  |
| 1 | 9187.09  |
| 1 | 8982     |
| 1 | 4498.81  |
| 1 | 3109.86  |
| 1 | 3372.93  |
| 1 | 14123.94 |
| 1 | 0        |
| 1 | 0        |
| 1 | 0        |

|   |          |
|---|----------|
| 1 | 0        |
| 1 | 0        |
| 1 | 0        |
| 1 | 0        |
| 1 | 1184.83  |
| 1 | 790.02   |
| 1 | 1538.2   |
| 1 | 1039.46  |
| 1 | 10663.21 |
| 1 | 1152.67  |
| 1 | 1891.39  |
| 1 | 4218.89  |
| 1 | 2287.31  |
| 1 | 801.52   |
| 1 | 5350.94  |
| 1 | 0        |
| 1 | 972.54   |
| 1 | 378.05   |
| 1 | 0        |
| 1 | 178.21   |
| 1 | 756.49   |
| 1 | 905.01   |
| 1 | 0        |
| 1 | 493.53   |
| 1 | 400.79   |
| 1 | 0        |
| 1 | 0        |
| 1 | 0        |
| 1 | 0        |
| 1 | 0        |
| 1 | 148.25   |
| 1 | 441.14   |
| 1 | 0        |
| 1 | 0        |
| 1 | 0        |
| 1 | 609.66   |
| 1 | 1374.87  |
| 2 | 2.44     |
| 1 | 591.8    |
| 1 | 0        |
| 1 | 560.7    |
| 1 | 1066.82  |
| 1 | 0        |
| 1 | 2089.55  |
| 1 | 0        |
| 1 | 6911.03  |
| 1 | 3578.2   |

|   |          |
|---|----------|
| 1 | 19826.22 |
| 1 | 9282.13  |
| 1 | 228.39   |
| 1 | 599.33   |
| 1 | 1112.45  |
| 1 | 722.09   |
| 1 | 314.02   |
| 1 | 157.4    |
| 1 | 818.29   |
| 1 | 1057.33  |
| 1 | 3306.57  |
| 1 | 1982.64  |
| 1 | 6343.27  |
| 1 | 2749.91  |
| 1 | 0        |
| 1 | 952.03   |
| 1 | 4443.97  |
| 1 | 1827.59  |
| 1 | 6783.23  |
| 1 | 589.98   |
| 1 | 0        |
| 1 | 0        |
| 1 | 0        |
| 1 | 0        |
| 1 | 5398     |
| 1 | 1986.86  |
| 1 | 0        |
| 1 | 332.19   |
| 6 | 0        |
| 6 | 0        |
| 1 | 0        |
| 1 | 965.1    |
| 1 | 1269.42  |
| 1 | 775.36   |
| 1 | 1049.02  |
| 1 | 638.49   |
| 1 | 2068.27  |
| 1 | 840.68   |
| 1 | 3676.58  |
| 1 | 0        |
| 1 | 1274.16  |
| 1 | 0        |
| 1 | 1028.56  |
| 1 | 1099.42  |
| 1 | 584.09   |
| 1 | 0        |
| 1 | 1770.62  |

|   |         |
|---|---------|
| 1 | 1016.45 |
| 1 | 709.76  |
| 1 | 999.78  |
| 1 | 798.69  |
| 1 | 1256.26 |
| 1 | 280.82  |
| 1 | 907.69  |
| 1 | 1006.27 |
| 1 | 484.3   |
| 1 | 754.11  |
| 1 | 0       |
| 1 | 1365.98 |
| 1 | 809.91  |
| 1 | 680.21  |
| 1 | 304.39  |
| 1 | 1283.29 |
| 1 | 462.5   |
| 1 | 783.5   |
| 1 | 206.38  |
| 1 | 0       |
| 1 | 672.1   |
| 1 | 804.04  |
| 1 | 893.27  |
| 1 | 1113.69 |
| 1 | 814.88  |
| 1 | 280.6   |
| 1 | 745.91  |
| 1 | 269.75  |
| 1 | 782.85  |
| 1 | 459.9   |
| 1 | 413.64  |
| 1 | 1279.57 |
| 1 | 1232.98 |
| 1 | 1033.41 |
| 1 | 1881.2  |
| 1 | 984.71  |
| 1 | 515.67  |
| 1 | 0       |
| 1 | 228.71  |
| 1 | 1105.36 |
| 1 | 1295.73 |
| 1 | 692.89  |
| 1 | 821.29  |
| 1 | 587.83  |
| 1 | 321.18  |
| 1 | 1732.76 |
| 1 | 1247.59 |

|   |         |
|---|---------|
| 1 | 0       |
| 1 | 464.92  |
| 1 | 354.22  |
| 1 | 0       |
| 1 | 379.36  |
| 1 | 760.82  |
| 1 | 556.89  |
| 1 | 1311.06 |
| 1 | 1197.84 |
| 1 | 432.68  |
| 1 | 1590.88 |
| 1 | 605.45  |
| 1 | 534.33  |
| 1 | 803.22  |
| 1 | 2067.02 |
| 1 | 415.05  |
| 1 | 315.85  |
| 1 | 498.09  |

**Alternative Facilities Bond Lookup Data as of May 15, 2019**

| Bond_flag | Dist_Num | FY2020_sum    | FY2021_sum    | FY2022_sum     | FY2023_sum     | FY2024_sum     | FY2025_sum     | FY2026_sum     | FY2027_sum    | FY2028_sum    | FY2029_sum    |
|-----------|----------|---------------|---------------|----------------|----------------|----------------|----------------|----------------|---------------|---------------|---------------|
| 1         | 1.2      | 11,571,813.75 | 11,575,856.25 | 11,582,786.25  | 11,576,118.75  | 11,430,011.25  | 11,430,483.75  | 11,431,113.75  | 11,430,313.13 | 11,424,196.88 | 11,360,002.50 |
| 1         | 112      | 1,150,800.00  | 1,121,925.00  | 1,102,500.00   | -              | -              | -              | -              | -             | -             | -             |
| 1         | 191      | 6,532,716.75  | 6,795,636.75  | 6,810,783.00   | 6,763,848.00   | 6,793,326.75   | 6,813,539.25   | 6,820,784.25   | 6,824,590.50  | 6,877,552.50  | 6,854,308.13  |
| 1         | 194      | 909,746.25    | 889,166.25    | 868,796.25     | 2,593,316.25   | 1,802,666.25   | 12,100,593.75  | 7,445,156.25   | -             | -             | -             |
| 1         | 196      | 432,600.00    | -             | -              | -              | -              | -              | -              | -             | -             | -             |
| 1         | 270      | 5,961,050.03  | 9,764,383.13  | 10,333,063.13  | 14,495,735.63  | 12,348,853.13  | 11,828,945.63  | 12,203,480.63  | 12,140,533.13 | 12,283,608.75 | 8,809,500.00  |
| 1         | 271      | 3,561,468.75  | 1,489,083.75  | 1,489,083.75   | 1,489,083.75   | 1,489,083.75   | 1,489,083.75   | 2,607,333.75   | 2,546,853.75  | 2,414,028.75  | 2,609,696.25  |
| 1         | 272      | 5,342,766.70  | 7,282,819.95  | 7,101,747.45   | 5,617,906.35   | 5,514,895.58   | 5,446,632.45   | 5,335,936.20   | 5,335,410.15  | 2,422,560.00  | -             |
| 1         | 273      | 1,132,635.00  | 1,045,327.50  | 1,083,652.50   | 1,029,262.50   | 896,962.50     | 5,097,756.57   | 4,950,159.38   | 203,896.88    | 203,896.88    | 203,896.88    |
| 1         | 276      | 5,313,125.22  | 5,200,937.97  | 5,255,823.57   | 5,358,214.32   | 4,935,368.82   | 9,608,966.07   | 9,615,695.25   | 8,248,931.25  | 7,347,180.75  | 3,784,347.00  |
| 1         | 279      | 3,346,606.39  | 3,288,476.10  | 10,429,526.10  | 12,564,421.80  | 7,399,612.50   | 1,861,912.50   | -              | -             | -             | -             |
| 1         | 281      | 13,979,766.15 | 12,548,340.00 | 11,087,212.50  | 10,724,647.50  | 8,999,235.00   | 10,761,135.00  | 10,329,952.50  | 3,259,042.50  | 2,327,640.00  | 1,506,645.00  |
| 1         | 284      | 2,824,965.95  | 3,241,815.95  | 3,282,240.95   | 5,232,353.45   | 5,695,403.45   | 2,586,720.95   | 2,596,170.95   | 2,571,180.95  | 2,570,760.95  | 2,756,610.95  |
| 1         | 535      | 5,129,067.57  | 5,096,790.57  | 4,904,501.45   | 4,898,408.82   | 4,878,277.70   | 4,880,323.88   | 4,886,083.13   | 4,884,941.25  | 4,830,065.63  | 2,561,790.00  |
| 1         | 621      | 4,255,020.00  | 4,254,495.00  | 4,240,687.50   | 4,157,107.50   | 4,202,100.00   | 4,204,200.00   | -              | -             | -             | -             |
| 1         | 622      | 7,441,962.94  | 6,624,779.45  | 6,036,709.10   | 5,604,422.00   | 4,999,042.92   | 4,498,463.03   | 3,539,640.83   | 3,552,774.75  | 2,323,224.75  | 1,502,775.75  |
| 1         | 624      | 4,006,987.69  | 4,572,150.19  | 4,823,625.19   | 6,917,325.19   | 6,614,137.69   | 6,622,065.19   | 6,632,252.82   | -             | -             | -             |
| 1         | 625      | -             | -             | 787,290.00     | 788,392.50     | 789,442.50     | 789,180.00     | 792,855.00     | 794,955.00    | 800,730.00    | 805,980.00    |
| 1         | 709      | 5,552,400.00  | 5,547,780.00  | 5,548,830.00   | 5,544,892.50   | 5,546,205.00   | 5,551,875.00   | 5,560,275.00   | 5,558,437.50  | 5,553,502.50  | -             |
| 1         | 728      | 1,188,180.00  | 1,186,867.50  | 1,189,755.00   | 2,320,080.00   | 2,329,110.00   | 2,314,042.50   | 3,672,217.50   | 3,700,830.00  | 3,727,447.50  | 3,722,880.00  |
| 1         | 742      | 2,789,029.70  | 2,787,244.70  | 2,783,622.20   | 2,783,832.20   | 2,777,217.20   | 2,775,077.82   | 2,769,565.32   | 2,758,540.32  | 2,909,950.32  | 2,910,370.32  |
| 1         | 833      | 1,534,746.15  | 1,431,636.15  | 1,404,703.65   | 1,379,923.65   | 12,315,778.65  | 12,095,803.65  | 10,683,291.15  | 10,295,158.65 | 10,095,907.50 | -             |
| 1         | 834      | 587,404.65    | 587,089.65    | 587,986.35     | -              | -              | -              | -              | -             | -             | -             |
|           |          | 94,544,859.63 | 96,332,601.80 | 102,734,925.88 | 111,839,292.65 | 111,756,730.63 | 122,756,800.73 | 111,871,963.64 | 84,106,389.70 | 78,112,253.65 | 49,388,802.77 |

205

End of Worksheet

## Health and Safety Bond Lookup Data as of May 15, 2019

| Bond_flag | Dist_Num | FY2020_sum   | FY2021_sum   | FY2022_sum   | FY2023_sum   | FY2024_sum   | FY2025_sum   | FY2026_sum   | FY2027_sum   | FY2028_sum   | FY2029_sum   |
|-----------|----------|--------------|--------------|--------------|--------------|--------------|--------------|--------------|--------------|--------------|--------------|
| 2         | 14       | 1,992,322.50 | 1,982,610.00 | 1,970,272.50 | 1,960,560.00 | 1,947,960.00 | 1,953,472.50 | 2,028,547.50 | 2,999,010.00 | 2,871,960.00 | -            |
| 2         | 15       | 901,635.00   | 901,635.00   | 815,640.00   | 815,535.00   | 814,800.00   | 818,685.00   | 816,532.50   | -            | -            | -            |
| 2         | 16       | 621,390.00   | 626,430.00   | 630,420.00   | 633,360.00   | -            | -            | -            | -            | -            | -            |
| 2         | 32       | 191,835.00   | 194,407.50   | 196,822.50   | 193,830.00   | 190,837.50   | 277,095.00   | 281,925.00   | 281,190.00   | 279,785.63   | 278,210.63   |
| 2         | 84       | 341,003.25   | -            | -            | -            | -            | -            | -            | -            | -            | -            |
| 2         | 88       | 585,099.90   | 585,099.90   | 578,301.15   | 566,133.75   | 569,717.40   | -            | -            | -            | -            | -            |
| 2         | 91       | 103,923.75   | 107,388.75   | 105,498.75   | 108,858.75   | 106,863.75   | 104,868.75   | 107,625.00   | -            | -            | -            |
| 2         | 94       | 742,770.00   | 740,092.50   | 747,442.50   | 1,436,505.00 | 277,305.00   | 285,652.50   | 272,527.50   | 259,560.00   | -            | -            |
| 2         | 111      | 132,195.00   | 131,349.75   | 130,357.50   | 192,218.25   | 189,966.00   | 187,577.25   | 179,733.75   | 287,358.75   | 287,537.25   | 287,358.75   |
| 2         | 113      | 239,287.65   | 238,678.65   | 237,615.00   | 236,381.25   | 239,715.00   | 237,431.25   | 239,662.50   | -            | -            | -            |
| 2         | 129      | 1,255,836.45 | 1,258,992.00 | 1,250,067.00 | 1,127,742.00 | 1,127,398.13 | 1,140,982.50 | -            | -            | -            | -            |
| 2         | 162      | 466,005.75   | 470,730.75   | 469,247.63   | 472,515.75   | 475,140.75   | 477,015.00   | 481,005.00   | 479,193.75   | 482,265.00   | 479,535.00   |
| 2         | 166      | 445,620.00   | 448,455.00   | 451,080.00   | 453,495.00   | 456,802.50   | 459,637.50   | -            | -            | -            | -            |
| 2         | 181      | 44,520.00    | 44,520.00    | 44,520.00    | 44,520.00    | 2,270,520.00 | -            | -            | -            | -            | -            |
| 2         | 192      | 199,847.82   | 196,592.82   | 198,587.82   | 200,477.82   | 202,046.25   | 203,280.00   | 204,165.95   | 204,690.95   | 199,591.88   | -            |
| 2         | 199      | 594,636.00   | 596,064.00   | 596,048.25   | 594,032.25   | 596,190.00   | 590,730.00   | 595,140.00   | -            | -            | -            |
| 2         | 200      | 369,481.88   | 373,366.88   | 377,041.88   | 374,025.75   | 376,136.25   | -            | -            | -            | -            | -            |
| 2         | 204      | 143,947.13   | -            | -            | -            | -            | -            | -            | -            | -            | -            |
| 2         | 206      | 802,869.90   | 826,363.65   | 132,615.00   | 130,620.00   | 132,877.50   | 129,727.50   | 131,827.50   | 133,770.00   | 130,305.00   | 132,090.00   |
| 2         | 207      | -            | -            | -            | -            | -            | -            | -            | -            | -            | -            |
| 2         | 227      | 134,426.25   | 137,261.25   | 139,991.25   | 137,038.65   | 128,835.00   | -            | -            | -            | -            | -            |
| 2         | 241      | 1,225,324.80 | 1,236,444.30 | 2,749,800.90 | 2,755,091.85 | 2,709,007.35 | 2,699,077.50 | 1,982,310.75 | 273,000.00   | 273,000.00   | 273,000.00   |
| 2         | 256      | 85,890.00    | 84,420.00    | 82,950.00    | 85,995.00    | 83,632.50    | 86,520.00    | -            | -            | -            | -            |
| 2         | 280      | 2,741,655.00 | 3,017,752.50 | 3,022,005.00 | 3,027,255.00 | 3,033,607.50 | 3,029,827.50 | -            | -            | -            | -            |
| 2         | 282      | 950,236.88   | 950,656.88   | 956,011.88   | 955,696.88   | 960,316.88   | 964,516.88   | 968,296.88   | 975,804.38   | 976,368.75   | 979,387.50   |
| 2         | 283      | 46,095.00    | 775,845.00   | 813,750.00   | 808,605.00   | -            | -            | -            | -            | -            | -            |
| 2         | 286      | 118,807.50   | 110,250.00   | -            | -            | -            | -            | -            | -            | -            | -            |
| 2         | 294      | 143,164.88   | 143,506.13   | 143,563.88   | 143,332.88   | 148,057.88   | -            | -            | -            | -            | -            |
| 2         | 309      | 348,025.65   | 345,022.65   | 342,019.65   | 344,266.65   | 330,689.10   | 333,010.65   | 2,755,507.65 | 1,069,320.00 | 1,075,830.00 | 1,092,315.00 |
| 2         | 314      | 701,179.96   | 702,030.00   | 698,040.00   | 687,960.00   | -            | -            | -            | -            | -            | -            |
| 2         | 316      | 709,692.90   | 647,910.38   | 650,304.38   | 653,144.63   | 649,913.78   | 654,045.00   | 652,443.75   | 653,073.75   | 646,773.75   | 650,553.75   |
| 2         | 317      | 320,650.30   | 325,480.30   | 330,100.30   | 324,010.30   | 328,420.30   | 327,055.32   | -            | -            | -            | -            |
| 2         | 361      | 173,762.40   | 175,610.40   | 176,964.90   | 172,701.90   | 173,384.40   | 173,751.90   | 173,712.00   | -            | -            | -            |
| 2         | 381      | 48,720.00    | 53,130.00    | 51,240.00    | 54,600.00    | 53,550.00    | -            | -            | -            | -            | -            |
| 2         | 402      | 183,454.70   | 186,027.20   | 188,442.20   | 195,713.45   | 197,445.95   | 198,180.95   | 193,455.95   | 158,110.32   | 160,367.82   | 162,467.82   |
| 2         | 413      | 186,109.88   | 186,109.88   | 291,109.88   | 291,109.88   | 291,109.88   | 2,028,859.88 | 2,095,842.00 | 1,756,650.00 | -            | -            |
| 2         | 414      | 258,966.75   | 267,104.25   | 260,316.00   | 258,851.25   | 475,755.00   | 477,645.00   | 479,325.00   | 486,045.00   | 481,950.00   | -            |
| 2         | 424      | 216,457.50   | 218,557.50   | 220,552.50   | 217,192.50   | 219,082.50   | 220,867.50   | 222,101.25   | 223,214.25   | 223,742.40   | 229,386.15   |
| 2         | 432      | 310,957.50   | 310,432.50   | 309,802.50   | 156,817.50   | -            | -            | -            | -            | -            | -            |
| 2         | 463      | 86,512.65    | 86,019.15    | 594,775.65   | 592,814.25   | 590,607.15   | 582,902.25   | 580,324.50   | -            | -            | -            |

206

|   |      |              |              |              |              |              |              |              |              |              |              |
|---|------|--------------|--------------|--------------|--------------|--------------|--------------|--------------|--------------|--------------|--------------|
| 2 | 477  | 723,555.00   | 715,680.00   | 707,700.00   | 710,115.00   | 712,215.00   | -            | -            | -            | -            | -            |
| 2 | 482  | 829,718.40   | 824,794.95   | 830,300.10   | 825,111.00   | 825,099.45   | 824,950.35   | 824,664.75   | -            | -            | -            |
| 2 | 492  | 1,190,472.07 | 1,228,462.55 | 1,233,692.05 | 1,228,105.60 | 1,248,768.16 | 1,263,392.21 | 1,272,135.27 | 382,554.38   | 369,744.38   | 362,341.88   |
| 2 | 518  | 506,979.38   | 504,144.38   | 501,204.38   | 503,409.38   | 510,654.38   | 507,084.38   | 503,409.38   | 504,879.38   | 504,984.38   | 504,853.13   |
| 2 | 534  | 351,120.00   | 355,635.00   | 349,440.00   | 353,745.00   | 352,590.00   | 356,580.00   | 355,110.00   | 358,785.00   | -            | -            |
| 2 | 548  | 538,026.56   | 544,956.56   | 541,071.56   | 542,331.56   | 542,620.31   | 537,435.94   | 547,883.44   | 552,621.56   | 567,518.44   | 198,135.00   |
| 2 | 578  | 765,405.38   | 767,137.88   | 773,605.88   | 768,867.75   | 768,789.00   | 778,575.00   | 779,940.00   | 780,990.00   | 776,475.00   | -            |
| 2 | 593  | 520,621.50   | 519,466.50   | 523,131.00   | 518,301.00   | 518,563.50   | 518,511.00   | 518,143.50   | 522,711.00   | 521,167.50   | 518,700.00   |
| 2 | 595  | 434,595.00   | 427,875.00   | 431,655.00   | 433,545.00   | 440,055.00   | 440,475.00   | 440,265.00   | 442,470.00   | 444,465.00   | -            |
| 2 | 627  | 147,855.75   | 154,187.25   | 156,056.25   | -            | -            | -            | -            | -            | -            | -            |
| 2 | 628  | 159,752.25   | 156,492.00   | 153,242.25   | 154,938.00   | 150,969.00   | -            | -            | -            | -            | -            |
| 2 | 656  | 179,749.50   | -            | -            | -            | -            | -            | -            | -            | -            | -            |
| 2 | 659  | 1,044,330.00 | 1,089,060.00 | 1,132,530.00 | 1,179,990.00 | 1,226,085.00 | 1,354,815.00 | -            | -            | -            | -            |
| 2 | 700  | -            | -            | -            | -            | -            | -            | -            | -            | -            | -            |
| 2 | 701  | 602,437.50   | 602,437.50   | 602,437.50   | 602,437.50   | 602,437.50   | 602,437.50   | 602,437.50   | -            | -            | -            |
| 2 | 716  | 286,230.00   | 290,430.00   | 289,065.00   | 292,792.50   | 290,955.00   | 294,210.00   | 291,900.00   | 386,505.00   | 384,615.00   | 387,870.00   |
| 2 | 719  | 388,762.50   | 388,762.50   | 887,512.50   | 1,161,037.50 | 3,941,070.00 | 4,174,747.50 | 4,461,187.50 | -            | -            | -            |
| 2 | 726  | 206,469.38   | 208,569.38   | 210,564.38   | 207,204.38   | 209,094.38   | 210,879.38   | 207,309.38   | 208,989.38   | 205,314.38   | 206,889.38   |
| 2 | 738  | 308,204.94   | 561,225.00   | 559,125.00   | 561,225.00   | 556,762.50   | -            | -            | -            | -            | -            |
| 2 | 740  | 675,595.20   | 673,411.20   | 671,165.25   | 668,857.35   | 666,487.50   | 669,305.70   | -            | -            | -            | -            |
| 2 | 745  | 344,820.00   | 344,295.00   | 343,665.00   | 342,930.00   | 347,340.00   | 341,040.00   | 334,740.00   | 344,190.00   | 348,075.00   | -            |
| 2 | 750  | 452,792.82   | 455,207.82   | 451,906.88   | 243,495.00   | 244,335.00   | 245,070.00   | 245,700.00   | 240,975.00   | -            | -            |
| 2 | 811  | 332,115.00   | 326,970.00   | 327,075.00   | 332,325.00   | 332,115.00   | 331,800.00   | 331,380.00   | 330,855.00   | 330,225.00   | 327,993.75   |
| 2 | 813  | 1,047,438.00 | 1,085,685.30 | 1,132,272.75 | 1,176,047.25 | 1,217,153.70 | 1,265,703.60 | 1,316,943.60 | 1,364,034.00 | 1,418,020.80 | 1,473,176.25 |
| 2 | 821  | 467,670.00   | 464,100.00   | 455,175.00   | -            | -            | -            | -            | -            | -            | -            |
| 2 | 829  | 1,299,900.00 | 1,295,910.00 | -            | -            | -            | -            | -            | -            | -            | -            |
| 2 | 837  | 204,818.25   | 203,558.25   | 737,798.25   | 736,013.25   | 739,268.25   | 742,208.25   | 743,520.75   | 748,728.75   | 757,653.75   | 749,453.25   |
| 2 | 840  | 267,268.09   | 266,668.50   | 269,818.50   | 267,298.50   | 269,818.50   | 268,768.50   | 267,561.00   | 271,446.00   | 269,535.00   | 267,225.00   |
| 2 | 846  | 362,026.88   | 362,709.38   | 363,234.64   | 363,601.88   | 521,311.88   | 521,889.38   | 523,858.13   | 519,435.00   | 519,225.00   | 523,950.00   |
| 2 | 852  | 247,792.65   | 249,262.65   | 250,615.05   | 251,403.60   | 251,829.90   | 251,882.40   | 251,304.90   | 250,569.90   | 249,421.20   | 247,846.20   |
| 2 | 857  | 365,266.65   | 377,737.50   | 383,880.00   | 394,464.00   | 404,040.00   | 412,566.00   | -            | -            | -            | -            |
| 2 | 877  | 243,993.75   | 231,131.25   | 223,203.75   | 215,355.00   | 2,265,165.00 | -            | -            | -            | -            | -            |
| 2 | 879  | 403,672.50   | 404,722.50   | 405,457.50   | 405,877.50   | 405,982.50   | 405,772.50   | 405,247.50   | 408,187.50   | 408,975.00   | -            |
| 2 | 891  | 194,250.00   | 189,000.00   | 525,000.00   | 546,000.00   | 551,250.00   | 561,750.00   | 572,250.00   | 577,500.00   | 588,000.00   | 598,500.00   |
| 2 | 911  | 1,022,012.25 | 1,027,262.25 | 1,020,122.25 | 1,018,912.13 | 354,642.75   | -            | -            | -            | -            | -            |
| 2 | 912  | 375,112.50   | 328,702.50   | 325,552.50   | 322,402.50   | 323,452.50   | 1,358,542.50 | 1,354,552.50 | 1,359,382.50 | 1,353,555.00 | 1,357,282.50 |
| 2 | 2071 | 152,880.00   | 160,755.00   | 158,983.13   | 157,211.25   | 160,335.00   | 158,130.00   | 160,440.00   | 152,145.00   | 112,455.00   | -            |
| 2 | 2125 | 141,986.25   | 144,926.25   | 142,511.25   | 144,742.50   | 141,592.50   | 138,127.50   | 144,847.50   | 146,002.50   | -            | -            |
| 2 | 2149 | 806,190.00   | 819,000.00   | 820,785.00   | 827,505.00   | 823,305.00   | 824,145.00   | 824,670.00   | 824,880.00   | 830,025.00   | -            |
| 2 | 2164 | 287,047.95   | 287,047.95   | 287,047.95   | 287,047.95   | 287,047.95   | 287,047.95   | 287,047.95   | -            | -            | -            |
| 2 | 2165 | 778,680.00   | 775,635.00   | 777,630.00   | 784,560.00   | 791,070.00   | 791,910.00   | 787,185.00   | -            | -            | -            |
| 2 | 2168 | 289,905.00   | 289,800.00   | 294,840.00   | 289,170.00   | -            | -            | -            | -            | -            | -            |

|   |      |               |               |               |               |               |               |               |               |               |               |   |
|---|------|---------------|---------------|---------------|---------------|---------------|---------------|---------------|---------------|---------------|---------------|---|
| 2 | 2170 | 279,777.75    | 279,121.50    | -             | -             | -             | -             | -             | -             | -             | -             | - |
| 2 | 2172 | 109,462.50    | 109,462.50    | 109,462.50    | 980,962.50    | 981,067.50    | 980,385.00    | 984,165.00    | -             | -             | -             | - |
| 2 | 2176 | 257,342.40    | 253,207.50    | 249,073.65    | 249,729.90    | 250,254.90    | 250,065.90    | 249,729.90    | 253,882.65    | 252,459.90    | 250,323.15    | - |
| 2 | 2180 | 607,884.38    | 607,831.88    | 610,299.38    | 612,609.38    | 609,511.88    | 612,622.50    | 611,047.50    | -             | -             | -             | - |
| 2 | 2190 | 678,415.50    | 681,985.50    | 685,182.75    | 688,112.25    | 696,024.00    | 603,750.00    | 798,000.00    | -             | -             | -             | - |
| 2 | 2198 | 492,377.03    | 487,203.15    | 486,599.40    | 485,407.65    | 483,551.25    | 491,657.25    | 482,994.75    | 481,860.75    | 485,514.75    | 482,527.50    | - |
| 2 | 2358 | 104,391.00    | 107,121.00    | 104,433.00    | 101,493.00    | 103,803.00    | 100,411.50    | 102,270.00    | 103,740.00    | -             | -             | - |
| 2 | 2448 | 646,084.70    | 648,709.70    | 645,034.70    | 645,822.20    | 644,562.20    | 647,922.20    | 645,192.20    | 643,748.45    | 644,850.95    | 645,480.95    | - |
| 2 | 2683 | 66,150.00     | 64,995.00     | 63,840.00     | 62,685.00     | 66,780.00     | 65,520.00     | 64,260.00     | -             | -             | -             | - |
| 2 | 2711 | 394,170.00    | 397,530.00    | 395,430.00    | 394,747.50    | -             | -             | -             | -             | -             | -             | - |
| 2 | 2752 | 1,003,307.81  | 1,000,052.81  | 996,587.81    | 998,162.81    | 997,427.81    | 996,062.81    | 999,317.81    | 999,212.81    | 998,792.81    | 997,027.50    | - |
| 2 | 2754 | 155,098.13    | 146,855.63    | 144,020.63    | 146,435.63    | 143,443.13    | 140,450.63    | 142,708.13    | 144,808.13    | 141,500.63    | 143,443.13    | - |
| 2 | 2769 | 140,739.38    | 138,639.38    | 136,539.38    | 134,439.38    | 137,589.38    | 140,634.38    | 138,324.38    | 140,109.38    | 136,486.88    | 138,114.38    | - |
| 2 | 2805 | 995,977.50    | 1,011,097.50  | 1,009,837.50  | 1,008,262.50  | 1,011,622.50  | 1,009,312.50  | 1,006,687.50  | 1,009,575.00  | 1,017,056.25  | -             | - |
| 2 | 2854 | 137,095.88    | 135,625.88    | 134,155.88    | 137,825.63    | 136,132.50    | 181,689.38    | 183,159.38    | 184,471.88    | 180,035.63    | 180,849.38    | - |
| 2 | 2856 | 133,431.90    | 136,791.90    | 134,796.90    | 137,752.65    | 140,587.65    | 137,445.00    | 139,553.40    | 141,396.15    | 137,833.50    | 139,219.50    | - |
| 2 | 2860 | 451,878.00    | 450,623.25    | 453,878.25    | 450,990.75    | 452,891.25    | 454,006.88    | 449,056.13    | 454,096.13    | 453,040.88    | 451,276.88    | - |
| 2 | 2890 | 399,693.00    | 399,168.00    | 398,538.00    | 397,803.00    | 402,213.00    | 405,783.00    | 408,796.50    | 400,732.50    | 395,902.50    | 396,165.00    | - |
| 2 | 2899 | 406,350.00    | 409,920.00    | 413,280.00    | 405,930.00    | 409,080.00    | 406,770.00    | 409,605.00    | 406,980.00    | -             | -             | - |
| 2 | 2906 | 311,808.00    | 310,679.25    | 309,288.00    | 154,938.00    | 150,969.00    | -             | -             | -             | -             | -             | - |
|   |      | 46,883,271.12 | 47,561,783.44 | 48,683,668.51 | 49,415,493.65 | 52,159,473.21 | 47,706,656.51 | 42,612,514.01 | 27,283,441.79 | 23,892,401.95 | 16,112,948.27 | - |

## New Indoor Air Quality, Fire, Asbestos Abatement LTFM Bond Lookup Data as of I

| Bond_flag | Dist_Num | FY2020_sum    | FY2021_sum    | FY2022_sum    | FY2023_sum    | FY2024_sum    |
|-----------|----------|---------------|---------------|---------------|---------------|---------------|
| 3         | 84       | 13,387.50     | 243,334.88    | 241,969.88    | 161,697.38    | 162,303.75    |
| 3         | 93       | 377,685.00    | 607,792.50    | 605,062.50    | 634,252.50    | 630,315.00    |
| 3         | 99       | 142,747.50    | 144,375.00    | 140,595.00    | 142,065.00    | 139,440.00    |
| 3         | 110      | 574,875.00    | 686,280.00    | 905,520.00    | 789,390.00    | 769,755.00    |
| 3         | 113      | 52,710.00     | 52,605.00     | 52,500.00     | 47,092.50     | 47,092.50     |
| 3         | 115      | 65,835.00     | 65,835.00     | 65,835.00     | 65,835.00     | 65,835.00     |
| 3         | 181      | -             | 1,262,274.72  | 908,722.50    | 744,397.50    | 828,922.50    |
| 3         | 195      | 24,963.75     | 77,463.75     | 76,755.00     | 76,046.25     | 75,337.50     |
| 3         | 203      | 521,984.40    | 521,984.40    | 521,984.40    | 521,984.40    | 521,984.40    |
| 3         | 204      | 143,850.00    | 146,107.50    | 142,957.50    | 145,057.50    | 147,000.00    |
| 3         | 242      | 524,802.87    | 526,314.87    | 527,543.37    | 528,488.37    | 529,149.87    |
| 3         | 252      | 204,251.25    | 256,751.25    | 249,926.25    | 248,508.75    | 241,841.25    |
| 3         | 270      | 509,617.50    | 509,617.50    | 509,617.50    | 509,617.50    | 509,617.50    |
| 3         | 278      | 44,940.00     | 43,365.00     | 41,790.00     | 45,465.00     | 43,627.50     |
| 3         | 280      | 2,353,351.88  | 1,175,251.88  | 1,175,251.88  | 1,175,251.88  | 1,175,251.88  |
| 3         | 294      | 230,908.13    | 225,868.13    | 231,328.13    | 231,223.13    | 230,960.63    |
| 3         | 391      | 128,310.00    | 131,145.00    | 133,875.00    | -             | -             |
| 3         | 414      | 311,708.25    | 314,790.00    | 317,992.50    | 310,327.50    | 318,412.50    |
| 3         | 432      | 167,317.50    | 165,637.50    | 169,207.50    | 330,172.50    | 502,845.00    |
| 3         | 535      | 1,037,603.44  | 1,731,758.44  | 1,652,483.44  | 2,104,928.44  | 1,151,265.94  |
| 3         | 577      | 182,154.00    | 359,079.00    | 362,649.00    | 360,654.00    | 363,751.50    |
| 3         | 599      | 405,667.50    | 406,297.50    | 406,822.50    | 407,242.50    | 405,090.00    |
| 3         | 601      | 649,553.69    | 649,364.50    | 648,986.14    | 648,418.60    | 647,661.45    |
| 3         | 630      | 142,327.50    | 140,542.50    | 138,757.50    | 142,222.50    | 139,387.50    |
| 3         | 695      | 105,000.00    | 105,000.00    | 105,000.00    | 131,250.00    | 136,500.00    |
| 3         | 709      | 149,257.50    | 150,412.50    | 151,410.00    | -             | -             |
| 3         | 756      | 155,793.75    | 153,693.75    | 151,593.75    | 149,493.75    | 147,393.75    |
| 3         | 787      | 413,109.38    | 418,779.38    | 418,779.38    | 418,569.38    | 565,149.38    |
| 3         | 803      | 679,317.91    | 675,312.75    | 671,690.25    | 678,042.75    | 678,252.75    |
| 3         | 829      | 254,835.00    | 254,887.50    | 254,782.50    | 254,520.00    | 254,100.00    |
| 3         | 846      | 29,636.25     | 29,360.63     | 28,835.63     | 28,310.63     | 27,785.63     |
| 3         | 857      | 94,526.25     | 94,526.25     | 94,526.25     | 94,526.25     | 94,526.25     |
| 3         | 858      | 142,763.25    | 142,763.25    | 142,763.25    | 725,513.25    | 718,530.75    |
| 3         | 882      | 397,386.79    | 378,525.00    | 390,075.00    | 385,035.00    | 400,785.00    |
| 3         | 914      | 29,728.13     | 29,728.13     | 29,728.13     | 113,728.13    | 117,298.13    |
| 3         | 2137     | -             | 677,985.00    | 756,210.00    | 751,222.50    | 740,460.00    |
| 3         | 2142     | 39,910.50     | 34,030.50     | 33,400.50     | 32,770.50     | 16,390.50     |
| 3         | 2155     | 164,902.50    | 437,902.50    | 437,692.50    | 437,377.50    | 436,957.50    |
| 3         | 2165     | 32,917.50     | 62,947.50     | 62,947.50     | 62,947.50     | 62,947.50     |
| 3         | 2184     | 777,367.50    | 777,787.50    | 808,867.50    | 806,347.50    | 808,237.50    |
| 3         | 2396     | 46,278.75     | 45,543.75     | 49,966.88     | 49,021.88     | 47,971.88     |
|           |          | 12,323,282.60 | 14,913,021.68 | 14,816,401.48 | 15,489,015.18 | 14,900,134.66 |

End of Worksheet

## May 15, 2019

| FY2025_sum    | FY2026_sum    | FY2027_sum    | FY2028_sum    | FY2029_sum    |
|---------------|---------------|---------------|---------------|---------------|
| -             | -             | -             | -             | -             |
| 294,525.00    | 283,027.50    | 282,135.00    | 281,085.00    | 279,877.50    |
| 142,065.00    | 144,585.00    | -             | -             | -             |
| 928,725.00    | 569,730.00    | 338,310.00    | 321,300.00    | -             |
| 47,092.50     | 740,092.50    | 903,052.50    | -             | -             |
| 65,835.00     | 65,835.00     | 65,835.00     | 65,835.00     | 464,835.00    |
| 1,218,472.50  | 1,225,560.00  | 1,225,297.50  | 1,207,447.50  | 1,934,047.50  |
| 74,445.00     | 73,552.50     | 508,410.00    | 530,145.00    | -             |
| 521,984.40    | 521,984.40    | 521,984.40    | 521,984.40    | 521,984.40    |
| 143,535.00    | 145,320.00    | 146,947.50    | 143,167.50    | 128,887.50    |
| 529,527.87    | 531,181.62    | 585,099.12    | 583,051.62    | 580,720.62    |
| 240,581.25    | 239,323.35    | 232,811.25    | 231,892.50    | 1,921,473.75  |
| 509,617.50    | 509,617.50    | 509,617.50    | 509,617.50    | 3,202,867.50  |
| 47,040.00     | 45,360.00     | 43,680.00     | -             | -             |
| 1,175,251.88  | 2,970,751.88  | 2,529,226.88  | 3,900,789.38  | 3,934,914.38  |
| 262,040.63    | 255,268.13    | 256,003.13    | 261,883.13    | 257,053.13    |
| -             | -             | -             | -             | -             |
| 320,722.50    | 318,255.00    | 312,165.00    | 316,128.75    | 313,884.38    |
| 503,842.50    | 504,630.00    | 505,155.00    | 505,417.50    | 400,470.00    |
| 1,039,178.44  | 1,041,015.94  | 1,042,118.44  | 1,041,908.44  | 1,040,202.19  |
| 361,284.00    | 358,659.00    | 361,126.50    | 360,811.50    | 360,391.50    |
| 402,780.00    | 405,562.50    | 408,030.00    | 404,932.50    | 406,927.50    |
| 650,499.59    | 652,391.40    | 644,824.15    | 646,432.20    | 647,472.69    |
| 141,802.50    | 138,810.00    | 141,067.50    | 143,167.50    | 139,860.00    |
| 136,500.00    | 876,750.00    | 876,750.00    | 687,750.00    | -             |
| -             | -             | -             | -             | -             |
| 145,136.25    | 142,878.75    | 139,728.75    | 120,828.75    | 123,401.25    |
| 566,829.38    | 559,899.38    | 747,009.38    | 747,481.88    | 747,481.88    |
| 672,582.75    | 676,730.25    | 672,635.25    | 677,622.75    | 676,572.75    |
| 258,772.50    | 257,880.00    | 256,830.00    | 255,622.50    | 254,257.50    |
| 27,260.63     | 32,051.25     | -             | -             | -             |
| 94,526.25     | 283,526.25    | 283,106.25    | 282,528.75    | 287,043.75    |
| 716,483.25    | 719,213.25    | 716,063.25    | 713,648.25    | 716,273.25    |
| 394,485.00    | 396,165.00    | 397,530.00    | 393,330.00    | 394,222.50    |
| 115,513.13    | 124,228.13    | 121,983.75    | 124,740.00    | 121,852.50    |
| 734,685.00    | 744,135.00    | 741,772.50    | 1,792,402.50  | 1,792,402.50  |
| 205,390.50    | 208,330.50    | 21,850.50     | 10,783.50     | -             |
| 436,432.50    | 435,802.50    | 435,067.50    | 436,432.50    | 437,482.50    |
| 62,947.50     | 62,947.50     | 593,197.50    | 614,040.00    | 30,030.00     |
| 809,077.50    | 808,867.50    | 807,607.50    | 810,547.50    | 809,182.50    |
| 46,921.88     | 45,871.88     | 49,966.88     | 48,667.50     | -             |
| 15,044,392.05 | 18,115,790.33 | 18,423,995.36 | 19,693,423.28 | 22,926,072.40 |

## New "Other" LTFM Bond Lookup Data as of May 15, 2019

| Bond_flag | Dist_Num | FY2020_sum    | FY2021_sum    | FY2022_sum    | FY2023_sum    | FY2024_sum    |
|-----------|----------|---------------|---------------|---------------|---------------|---------------|
| 4         | 1        | 269,535.00    | 269,430.00    | 269,167.50    | 268,747.50    | 268,170.00    |
| 4         | 1.2      | 14,179,205.84 | 14,049,735.00 | 13,910,085.00 | 13,776,210.00 | 13,642,072.50 |
| 4         | 15       | 1,506,592.50  | 998,812.50    | 1,072,207.50  | 1,260,787.50  | 1,078,297.50  |
| 4         | 93       | 42,892.50     | 47,040.00     | 45,780.00     | 44,100.00     | -             |
| 4         | 94       | 934,762.50    | 933,450.00    | 935,550.00    | 930,300.00    | 935,497.50    |
| 4         | 99       | 365,137.50    | 366,502.50    | 383,302.50    | 430,815.00    | 428,085.00    |
| 4         | 110      | 650,055.00    | 653,047.50    | 649,477.50    | 651,840.00    | 654,360.00    |
| 4         | 113      | 144,427.50    | 142,222.50    | 140,017.50    | 141,960.00    | 143,745.00    |
| 4         | 115      | 216,457.50    | 217,297.50    | 217,980.00    | 218,505.00    | 218,872.50    |
| 4         | 138      | 789,127.50    | 787,237.50    | 784,875.00    | 787,290.00    | 783,825.00    |
| 4         | 139      | 140,017.50    | 141,960.00    | 143,745.00    | 140,122.50    | 141,750.00    |
| 4         | 146      | 191,730.00    | 192,570.00    | 193,252.50    | 193,777.50    | 194,145.00    |
| 4         | 177      | 187,243.41    | 187,530.00    | 183,750.00    | 185,220.00    | 186,532.50    |
| 4         | 181      | 1,005,298.21  | 1,071,525.00  | 1,076,250.00  | 1,105,912.50  | 1,122,450.00  |
| 4         | 194      | 605,430.00    | 605,430.00    | 605,430.00    | 605,430.00    | 605,430.00    |
| 4         | 204      | 103,897.50    | 106,470.00    | 108,885.00    | 105,892.50    | 108,150.00    |
| 4         | 227      | 247,222.50    | 247,432.50    | 247,485.00    | 247,380.00    | 247,117.50    |
| 4         | 229      | 110,948.54    | 105,472.50    | 107,572.50    | 104,160.00    | 105,997.50    |
| 4         | 242      | 63,420.00     | 61,845.00     | 60,270.00     | 58,695.00     | 62,370.00     |
| 4         | 252      | 116,077.50    | 118,492.50    | 115,500.00    | 112,507.50    | 114,765.00    |
| 4         | 270      | 50,715.00     | 633,570.00    | 633,570.00    | 633,570.00    | 633,570.00    |
| 4         | 271      | 940,734.38    | 1,848,446.25  | 1,848,446.25  | 1,848,446.25  | 1,848,446.25  |
| 4         | 272      | 386,439.38    | 711,775.32    | 711,775.32    | 711,775.32    | 711,775.32    |
| 4         | 273      | 511,533.75    | 1,340,246.25  | 1,340,246.25  | 1,340,246.25  | 1,340,246.25  |
| 4         | 276      | 405,746.25    | 554,728.13    | 556,618.13    | 558,140.63    | 557,536.88    |
| 4         | 278      | 332,430.00    | 331,380.00    | 335,055.00    | 332,692.50    | 335,055.00    |
| 4         | 279      | 1,664,939.07  | 3,520,433.45  | 3,520,433.45  | 3,919,433.45  | 3,504,473.45  |
| 4         | 281      | 2,344,230.00  | 2,344,230.00  | 2,344,230.00  | 2,638,230.00  | 3,726,030.00  |
| 4         | 294      | 137,287.50    | 144,795.00    | 141,487.50    | 143,430.00    | 145,215.00    |
| 4         | 297      | 88,567.50     | 92,452.50     | 90,982.50     | 89,512.50     | 93,292.50     |
| 4         | 317      | 66,990.00     | 70,665.00     | 68,932.50     | 67,200.00     | 70,717.50     |
| 4         | 319      | 181,125.00    | 183,225.00    | 185,220.00    | 181,860.00    | 183,750.00    |
| 4         | 330      | 46,977.00     | 51,712.50     | 51,124.50     | 50,536.50     | 49,780.50     |
| 4         | 333      | 76,722.24     | 76,723.00     | 76,722.19     | 76,721.41     | 76,721.87     |
| 4         | 345      | 130,620.00    | 128,205.00    | 131,040.00    | 128,520.00    | -             |
| 4         | 378      | 114,780.75    | 114,518.25    | 115,258.50    | 114,877.88    | -             |
| 4         | 390      | 42,278.25     | 47,124.00     | 46,662.00     | 46,116.00     | 45,570.00     |
| 4         | 413      | -             | 448,035.00    | 447,037.50    | 445,725.00    | 446,512.50    |
| 4         | 432      | 258,772.50    | 260,242.50    | 261,607.50    | 262,867.50    | 261,975.00    |
| 4         | 465      | 209,475.00    | 211,417.50    | 207,991.88    | 209,435.63    | 210,748.13    |
| 4         | 477      | 630,096.65    | 627,637.50    | 626,587.50    | 655,987.50    | 656,512.50    |
| 4         | 482      | 474,816.57    | 474,921.57    | 469,461.57    | 463,844.07    | 468,569.07    |
| 4         | 484      | 301,703.50    | 307,125.00    | 302,925.00    | 303,712.50    | 303,975.00    |
| 4         | 485      | 169,044.75    | 170,672.25    | 166,892.25    | 168,362.25    | 169,674.75    |

|   |      |              |              |              |              |              |
|---|------|--------------|--------------|--------------|--------------|--------------|
| 4 | 531  | 205,563.75   | 202,518.75   | 204,723.75   | 206,823.75   | 203,568.75   |
| 4 | 535  | 353,206.88   | 1,269,705.95 | 1,275,480.95 | 1,275,218.45 | 2,376,930.95 |
| 4 | 548  | 166,960.50   | 169,585.50   | 166,855.50   | 169,375.50   | 166,540.50   |
| 4 | 553  | 232,312.50   | 233,310.00   | 234,150.00   | 233,310.00   | 235,935.00   |
| 4 | 577  | 109,415.25   | 112,302.75   | 109,782.75   | 112,512.75   | 109,835.25   |
| 4 | 578  | 180,600.00   | 177,450.00   | 179,550.00   | 176,295.00   | 178,290.00   |
| 4 | 599  | 196,192.50   | 198,187.50   | 194,827.50   | 196,717.50   | 196,770.00   |
| 4 | 601  | 71,481.31    | 71,460.50    | 71,418.86    | 71,356.40    | 71,273.13    |
| 4 | 622  | 2,241,434.45 | 1,620,314.07 | 1,620,314.07 | 1,620,314.07 | 1,620,314.07 |
| 4 | 623  | 419,790.00   | 419,790.00   | 419,790.00   | 419,790.00   | 419,790.00   |
| 4 | 624  | 503,055.00   | 503,055.00   | 503,055.00   | 503,055.00   | 503,055.00   |
| 4 | 630  | 111,142.50   | 115,027.50   | 113,557.50   | 112,087.50   | 115,132.50   |
| 4 | 659  | 160,177.50   | 161,647.50   | 162,960.00   | 164,115.00   | 165,112.50   |
| 4 | 690  | 263,576.25   | 275,336.25   | 281,531.25   | 298,016.25   | 298,331.25   |
| 4 | 695  | 205,924.51   | 203,155.32   | 205,412.82   | 202,262.82   | 204,362.82   |
| 4 | 698  | 31,521.00    | 36,351.00    | 35,799.75    | 35,201.25    | 34,555.50    |
| 4 | 701  | 191,520.00   | 188,370.00   | 190,470.00   | 192,465.00   | 189,105.00   |
| 4 | 709  | 665,385.00   | 662,865.00   | 665,122.50   | -            | -            |
| 4 | 716  | 673,050.00   | 102,742.50   | 101,062.50   | 99,382.50    | 97,702.50    |
| 4 | 719  | 808,854.38   | 869,754.38   | 943,254.38   | 997,224.38   | 1,058,544.38 |
| 4 | 721  | 554,452.50   | 555,765.00   | 550,777.50   | 555,502.50   | 553,665.00   |
| 4 | 727  | 733,413.48   | 753,401.25   | 760,383.75   | 794,771.25   | 816,978.75   |
| 4 | 728  | 481,950.00   | 1,079,137.50 | 1,079,137.50 | 2,008,387.50 | 2,569,717.50 |
| 4 | 738  | 153,510.00   | 150,360.00   | 152,460.00   | 154,402.50   | 150,937.50   |
| 4 | 739  | 137,838.75   | 135,738.75   | 138,888.75   | 141,933.75   | 144,873.75   |
| 4 | 740  | 253,378.13   | 254,743.13   | 256,003.13   | 257,158.13   | 258,208.13   |
| 4 | 743  | 159,143.89   | 158,392.50   | 155,242.50   | 157,342.50   | 159,285.00   |
| 4 | 763  | 140,794.50   | 155,410.50   | 159,067.13   | 167,879.25   | 176,347.50   |
| 4 | 786  | 129,218.07   | 124,320.00   | 127,050.00   | 129,622.50   | 126,787.50   |
| 4 | 787  | 127,561.88   | 129,661.88   | 131,551.88   | 127,981.88   | 129,661.88   |
| 4 | 803  | 131,145.00   | 129,360.00   | 132,825.00   | 130,935.00   | 129,045.00   |
| 4 | 829  | 171,307.50   | 174,247.50   | 171,832.50   | 174,667.50   | 176,137.50   |
| 4 | 831  | 858,123.44   | 855,540.00   | 858,427.50   | 859,740.00   | 859,477.50   |
| 4 | 833  | 1,417,014.38 | 1,417,014.38 | 1,417,014.38 | 1,417,014.38 | 1,417,014.38 |
| 4 | 846  | 200,324.25   | 198,450.00   | 200,130.00   | 201,705.00   | 197,925.00   |
| 4 | 857  | 45,622.50    | 44,992.50    | 49,612.50    | 48,877.50    | 48,142.50    |
| 4 | 882  | 958,702.50   | 955,027.50   | 956,392.50   | 957,442.50   | 952,927.50   |
| 4 | 912  | 538,230.00   | 539,700.00   | 540,907.50   | 536,602.50   | 532,192.50   |
| 4 | 914  | 49,940.63    | 49,499.63    | 48,995.63    | 48,491.63    | 47,861.63    |
| 4 | 2071 | 72,015.08    | 80,955.00    | 79,159.50    | 82,614.00    | 80,668.88    |
| 4 | 2137 | -            | 149,152.50   | 149,415.00   | 149,415.00   | 149,152.50   |
| 4 | 2142 | 416,020.50   | 419,433.00   | 420,063.00   | 420,273.00   | 420,063.00   |
| 4 | 2144 | 348,831.00   | 347,151.00   | 345,313.50   | 348,568.50   | 346,258.50   |
| 4 | 2155 | 257,880.00   | 259,980.00   | 256,725.00   | 258,720.00   | 260,610.00   |
| 4 | 2165 | 318,585.75   | 318,270.75   | 317,714.25   | 317,000.25   | 321,205.50   |
| 4 | 2172 | 176,295.00   | 172,830.00   | 173,460.00   | 173,880.00   | 170,100.00   |
| 4 | 2174 | 168,564.38   | 171,399.38   | 168,564.38   | 170,979.38   | 168,026.25   |

|   |      |               |               |               |               |               |
|---|------|---------------|---------------|---------------|---------------|---------------|
| 4 | 2342 | 203,490.00    | 204,960.00    | 206,325.00    | 144,585.00    | -             |
| 4 | 2396 | 124,188.75    | 122,193.75    | 125,199.38    | 122,836.88    | 120,211.88    |
| 4 | 2609 | -             | 85,680.00     | 88,620.00     | 86,100.00     | 83,580.00     |
| 4 | 2687 | 84,614.25     | 94,405.50     | 98,584.50     | 107,924.25    | 111,678.00    |
| 4 | 2711 | 134,925.00    | 131,775.00    | 128,625.00    | 125,475.00    | 122,325.00    |
| 4 | 2835 | 153,930.00    | 150,937.50    | 153,195.00    | 150,045.00    | 152,145.00    |
| 4 | 2856 | 84,787.50     | 83,212.50     | 81,637.50     | 85,312.50     | 83,580.00     |
| 4 | 2860 | 185,915.63    | 185,010.00    | 186,165.00    | 185,745.00    | 185,115.00    |
| 4 | 2905 | 121,695.00    | 118,545.00    | 120,645.00    | 122,587.50    | 124,372.50    |
| 4 | 2907 | 94,539.38     | 91,651.88     | 88,764.38     | 91,126.88     | 89,236.88     |
|   |      | 49,414,615.41 | 54,639,017.69 | 54,684,883.86 | 55,860,064.63 | 57,562,443.94 |

End of Worksheet

| FY2025_sum    | FY2026_sum    | FY2027_sum    | FY2028_sum    | FY2029_sum    |
|---------------|---------------|---------------|---------------|---------------|
| 267,435.00    | 266,542.50    | 270,742.50    | 269,377.50    | 267,855.00    |
| 13,507,147.50 | 13,365,660.00 | 13,232,205.00 | 13,101,322.50 | 12,961,777.50 |
| 1,095,727.50  | 852,600.00    | 852,180.00    | 851,130.00    | 854,700.00    |
| -             | -             | -             | -             | -             |
| -             | -             | -             | -             | -             |
| 420,000.00    | 390,915.00    | -             | -             | -             |
| 650,370.00    | 651,630.00    | 652,050.00    | 651,840.00    | 651,210.00    |
| 140,122.50    | 141,750.00    | 143,220.00    | 139,282.50    | 140,595.00    |
| 219,082.50    | 213,885.00    | 219,187.50    | 218,925.00    | 218,505.00    |
| 785,137.50    | 785,820.00    | 785,872.50    | 785,295.00    | 784,087.50    |
| 143,220.00    | 139,282.50    | 140,595.00    | -             | -             |
| 189,105.00    | 189,315.00    | 189,367.50    | 189,262.50    | -             |
| 184,957.50    | 188,370.00    | 186,007.50    | 188,632.50    | 183,592.50    |
| 1,142,137.50  | 1,154,212.50  | 1,153,687.50  | 1,156,837.50  | 1,152,900.00  |
| 605,430.00    | 605,430.00    | 4,448,430.00  | 4,263,210.00  | 2,844,135.00  |
| -             | -             | -             | -             | -             |
| 246,697.50    | 251,370.00    | 250,477.50    | 249,427.50    | 248,220.00    |
| 102,322.50    | 105,367.50    | 102,217.50    | 103,530.00    | 106,260.00    |
| 60,637.50     | 59,193.75     | -             | -             | -             |
| 116,865.00    | 113,557.50    | -             | -             | -             |
| 633,570.00    | 633,570.00    | 633,570.00    | 633,570.00    | 901,320.00    |
| 1,848,446.25  | 3,964,196.25  | 3,979,158.75  | 3,898,833.75  | 3,900,933.75  |
| 711,775.32    | 711,775.32    | 711,775.32    | 1,704,025.32  | 3,643,585.32  |
| 1,340,246.25  | 3,371,996.25  | 5,636,452.50  | 5,911,867.50  | 5,989,095.00  |
| 550,055.63    | 553,179.38    | 561,369.38    | 553,363.13    | 550,764.38    |
| 336,630.00    | 335,160.00    | 338,520.00    | -             | -             |
| 7,898,723.45  | 10,773,203.45 | 11,269,275.95 | 12,019,710.95 | 9,882,435.95  |
| 6,302,205.00  | 8,556,030.00  | 12,137,317.50 | 12,562,935.00 | 13,350,960.00 |
| 146,842.50    | 148,312.50    | 150,937.50    | 148,207.50    | 150,727.50    |
| 91,717.50     | 90,142.50     | 88,567.50     | 92,242.50     | 90,562.50     |
| 68,827.50     | 66,937.50     | 70,297.50     | -             | -             |
| 180,285.00    | 182,070.00    | -             | -             | -             |
| 49,024.50     | 48,268.50     | 47,512.50     | 51,502.50     | 50,085.00     |
| 76,722.53     | 76,721.35     | 76,722.69     | 76,721.97     | 76,722.21     |
| -             | -             | -             | -             | -             |
| -             | -             | -             | -             | -             |
| 44,730.00     | 49,140.00     | 48,195.00     | -             | -             |
| -             | -             | -             | -             | -             |
| 260,925.00    | 259,717.50    | 263,602.50    | 261,922.50    | 218,085.00    |
| 211,522.50    | 206,902.50    | 207,112.50    | 207,165.00    | 207,060.00    |
| 650,475.00    | 653,887.50    | 650,475.00    | -             | -             |
| 463,739.07    | 462,426.57    | 464,841.57    | 468,149.07    | 470,039.07    |
| 303,712.50    | 302,190.00    | 305,760.00    | 303,765.00    | 306,862.50    |
| 170,829.75    | 171,827.25    | 167,417.25    | 169,727.25    | 166,682.25    |

|              |              |              |              |              |
|--------------|--------------|--------------|--------------|--------------|
| 205,563.75   | 207,033.75   | 203,135.63   | 204,487.50   | 204,828.75   |
| 2,624,993.45 | 2,384,805.95 | 2,567,925.95 | 2,433,683.45 | 2,140,208.45 |
| 168,955.50   | 166,015.50   | 168,325.50   | 165,280.50   | 167,485.50   |
| 232,785.00   | 232,837.50   | 232,732.50   | 232,470.00   | 232,050.00   |
| 107,157.75   | 109,730.25   | 106,895.25   | 110,255.25   | 108,260.25   |
| 180,180.00   | 176,715.00   | -            | -            | -            |
| 196,665.00   | 196,402.50   | 59,482.50    | -            | -            |
| 71,585.41    | 71,793.60    | 70,960.85    | 71,137.80    | 71,252.31    |
| 1,620,314.07 | 1,840,814.07 | 1,798,289.07 | 3,426,839.07 | 3,721,259.07 |
| 419,790.00   | 419,790.00   | 2,000,040.00 | 1,999,830.00 | 2,002,350.00 |
| 839,055.00   | 1,217,475.00 | 2,844,240.00 | 2,909,550.00 | 2,907,765.00 |
| 112,770.00   | 115,657.50   | 113,137.50   | 115,867.50   | 113,190.00   |
| 160,702.50   | 161,542.50   | 162,225.00   | -            | -            |
| 298,541.25   | 303,896.25   | 298,541.25   | 303,686.25   | 308,621.25   |
| 206,305.32   | 202,840.32   | 204,625.32   | 206,252.82   | 201,212.82   |
| 33,862.50    | 33,122.25    | 32,334.75    | -            | -            |
| 189,315.00   | 189,367.50   | 189,262.50   | -            | -            |
| -            | -            | -            | -            | -            |
| 100,432.50   | 97,755.00    | 100,327.50   | 102,742.50   | -            |
| 1,121,544.38 | 1,180,764.38 | 1,230,954.38 | 1,280,475.00 | 1,320,243.75 |
| 565,582.50   | 550,777.50   | 551,407.50   | 551,565.00   | -            |
| 853,151.25   | 887,381.25   | 922,503.75   | 961,301.25   | 872,471.25   |
| 3,128,107.50 | 2,995,440.00 | 3,395,070.00 | 3,764,775.00 | 4,115,422.50 |
| 152,722.50   | 154,350.00   | 150,570.00   | 152,040.00   | 153,352.50   |
| 142,458.75   | 145,293.75   | 142,773.75   | 145,503.75   | 142,550.63   |
| 253,903.13   | 254,848.13   | 255,688.13   | 256,423.13   | 257,053.13   |
| 155,820.00   | 157,605.00   | 159,232.50   | 155,452.50   | 156,922.50   |
| 184,416.75   | 197,350.13   | 204,789.38   | 210,833.45   | 216,562.50   |
| 123,952.50   | 121,117.50   | 118,282.50   | 115,447.50   | 112,612.50   |
| 126,826.88   | 128,296.88   | 129,556.88   | 126,406.88   | 128,506.88   |
| 132,405.00   | 130,410.00   | 133,665.00   | 130,515.00   | 132,615.00   |
| 177,450.00   | 173,355.00   | 174,510.00   | 175,507.50   | 176,347.50   |
| 857,640.00   | 859,477.50   | 859,477.50   | 857,640.00   | 854,385.00   |
| 1,417,014.38 | 1,417,014.38 | 1,417,014.38 | 6,026,514.38 | 9,854,289.38 |
| 199,395.00   | 101,495.63   | -            | -            | -            |
| 47,407.50    | 46,672.50    | 45,570.00    | 49,717.50    | 48,457.50    |
| 958,702.50   | 958,807.50   | 955,801.88   | 958,597.50   | 954,397.50   |
| 531,457.50   | 530,407.50   | 534,292.50   | 537,652.50   | 537,022.50   |
| 47,231.63    | 46,601.63    | 51,142.88    | 50,224.13    | 49,213.50    |
| 78,723.75    | 82,028.63    | 79,933.88    | 77,839.13    | 80,994.38    |
| 148,627.50   | 147,840.00   | 152,040.00   | 151,830.00   | 151,410.00   |
| 419,433.00   | 418,383.00   | 416,913.00   | 419,049.75   | 420,903.00   |
| 349,041.00   | 346,258.50   | 348,568.50   | 345,313.50   | 347,151.00   |
| 257,145.00   | 258,930.00   | 260,610.00   | 260,347.50   | 254,677.50   |
| 319,845.75   | 323,463.00   | 321,562.50   | 318,937.50   | 316,155.00   |
| 171,570.00   | 172,882.50   | 174,037.50   | 175,035.00   | 170,625.00   |
| 169,995.00   | 171,832.50   | 168,288.75   | 169,640.63   | 170,848.13   |

|               |               |               |               |               |
|---------------|---------------|---------------|---------------|---------------|
| -             | -             | -             | -             | -             |
| 122,836.88    | 120,080.63    | 122,298.75    | 124,372.50    | -             |
| 86,310.00     | 83,580.00     | 86,100.00     | 88,410.00     | 85,260.00     |
| 125,832.00    | 128,937.38    | 137,179.88    | 144,850.13    | 147,013.13    |
| 124,425.00    | 126,367.50    | 128,152.50    | 129,780.00    | -             |
| 148,837.50    | 150,780.00    | 152,565.00    | 148,942.50    | 150,570.00    |
| 81,847.50     | 85,365.00     | 83,475.00     | 86,835.00     | 84,787.50     |
| 184,275.00    | 177,975.00    | 189,000.00    | 183,802.50    | 183,855.00    |
| -             | -             | -             | -             | -             |
| 87,346.88     | 90,706.88     | 88,659.38     | 91,861.88     | 89,656.88     |
| 64,039,655.63 | 73,143,026.64 | 85,929,289.48 | 92,937,303.53 | 95,284,573.83 |

## New VPK LTFM Bond Lookup Data as of May 15, 2019

| Bond_flag | Dist_Num | FY2020_sum | FY2021_sum | FY2022_sum | FY2023_sum | FY2024_sum |
|-----------|----------|------------|------------|------------|------------|------------|
| 5         | 1.2      | 133,245.00 | 129,832.50 | 131,670.00 | 133,245.00 | 129,307.50 |
| 5         | 840      | 88,074.00  | 92,074.50  | 95,985.75  | 94,221.75  | 92,457.75  |
|           |          | 221,319.00 | 221,907.00 | 227,655.75 | 227,466.75 | 221,765.25 |

End of Worksheet

| FY2025_sum | FY2026_sum | FY2027_sum | FY2028_sum | FY2029_sum |
|------------|------------|------------|------------|------------|
| 130,620.00 | 131,670.00 | 133,350.00 | 129,570.00 | 131,040.00 |
| 90,525.75  | 93,843.75  | 96,862.50  | -          | -          |
| 221,145.75 | 225,513.75 | 230,212.50 | 129,570.00 | 131,040.00 |

## Grandfathered Alternative Facilities Aid as of July 1, 2015

|                 | PAYGO        | Debt          | Total      |
|-----------------|--------------|---------------|------------|
|                 | Aid          | Aid           |            |
| 1.2 Minneapolis |              | 11,000,000.00 | 11,000,000 |
| 11 Anoka        | 610,294.59   |               | 610,295    |
| 271 Bloomington | 576,663.00   | 1,114,660.00  | 1,691,323  |
| 281 Robbinsdale | 900,000.00   |               | 900,000    |
| 535 Rochester   | 574,805.41   |               | 574,805    |
| 625 St Paul     |              | 3,732,577.00  | 3,732,577  |
| 709 Duluth      | 168,063.64   | 609,000.00    | 777,064    |
|                 | 2,829,826.64 | 16,456,237.00 | 19,286,064 |

End of Worksheet

## Adjusted Pupil Unit Lookup Data

February, 2019 Forecast

| DstNum | Type | District Name                            | February, 2019 Forecast |           |
|--------|------|--|-------------------------|-----------|
|        |      |  | FY17                    | FY18      |
| 1      | 1    | Aitkin Public School District            | 1,281.06                | 1,286.98  |
| 1.2    | 3    | Minneapolis Public School District       | 38,283.12               | 37,952.42 |
| 2      | 1    | Hill City Public School District         | 294.95                  | 303.69    |
| 4      | 1    | McGregor Public School District          | 500.39                  | 493.05    |
| 6      | 3    | South St. Paul Public School District    | 3,835.93                | 3,800.68  |
| 11     | 1    | Anoka-Hennepin Public School District    | 41,870.38               | 41,817.81 |
| 12     | 1    | Centennial Public School District        | 7,121.51                | 7,176.90  |
| 13     | 1    | Columbia Heights Public School District  | 3,659.33                | 3,747.17  |
| 14     | 1    | Fridley Public School District           | 3,391.75                | 3,341.08  |
| 15     | 1    | St. Francis Public School District       | 4,947.53                | 4,833.88  |
| 16     | 1    | Spring Lake Park Public Schools          | 6,119.61                | 6,277.45  |
| 22     | 1    | Detroit Lakes Public School District     | 3,283.44                | 3,275.50  |
| 23     | 1    | Frazee-Vergas Public School District     | 966.83                  | 1,000.73  |
| 25     | 1    | Pine Point Public School District        | 60.34                   | 63.47     |
| 31     | 1    | Bemidji Public School District           | 5,512.27                | 5,497.38  |
| 32     | 1    | Blackduck Public School District         | 664.61                  | 661.77    |
| 36     | 1    | Kelliher Public School District          | 276.58                  | 292.08    |
| 38     | 1    | Red Lake Public School District          | 1,586.11                | 1,622.46  |
| 47     | 1    | Sauk Rapids-Rice Public Schools          | 4,783.30                | 4,917.37  |
| 51     | 1    | Foley Public School District             | 2,103.25                | 2,107.23  |
| 75     | 1    | St. Clair Public School District         | 723.97                  | 729.47    |
| 77     | 1    | Mankato Public School District           | 9,226.15                | 9,293.55  |
| 81     | 1    | Comfrey Public School District           | 168.02                  | 162.21    |
| 84     | 1    | Sleepy Eye Public School District        | 623.52                  | 638.43    |
| 85     | 1    | Springfield Public School District       | 626.98                  | 614.80    |
| 88     | 1    | New Ulm Public School District           | 2,327.04                | 2,333.07  |
| 91     | 1    | Barnum Public School District            | 832.90                  | 802.77    |
| 93     | 1    | Carlton Public School District           | 510.20                  | 507.47    |
| 94     | 1    | Cloquet Public School District           | 2,930.49                | 2,990.80  |
| 95     | 1    | Cromwell-Wright Public Schools           | 371.22                  | 352.33    |
| 97     | 1    | Moose Lake Public School District        | 705.37                  | 713.27    |
| 99     | 1    | Esko Public School District              | 1,312.45                | 1,360.36  |
| 100    | 1    | Wrenshall Public School District         | 372.48                  | 419.07    |
| 108    | 1    | Central Public School District           | 1,106.46                | 1,111.47  |
| 110    | 1    | Waconia Public School District           | 4,258.33                | 4,416.89  |
| 111    | 1    | Watertown-Mayer Public School District   | 1,741.85                | 1,722.85  |
| 112    | 1    | Eastern Carver County Public School      | 10,427.72               | 10,533.51 |
| 113    | 1    | Walker-Hackensack-Akeley School District | 802.50                  | 837.29    |
| 115    | 1    | Cass Lake-Bena Public Schools            | 1,262.50                | 1,262.50  |
| 116    | 1    | Pillager Public School District          | 1,137.79                | 1,196.57  |
| 118    | 1    | Northland Community Schools              | 347.93                  | 347.46    |
| 129    | 1    | Montevideo Public School District        | 1,658.78                | 1,662.19  |
| 138    | 1    | North Branch Public Schools              | 3,263.63                | 3,134.65  |
| 139    | 1    | Rush City Public School District         | 944.06                  | 948.78    |

|     |   |           |           |
|-----|---|-----------|-----------|
| 146 | 1 Barnesville Public School District    | 918.57    | 942.35    |
| 150 | 1 Hawley Public School District         | 1,085.55  | 1,082.48  |
| 152 | 1 Moorhead Public School District       | 7,104.85  | 7,172.87  |
| 162 | 1 Bagley Public School District         | 1,123.77  | 1,104.05  |
| 166 | 1 Cook County Public Schools            | 513.65    | 526.94    |
| 173 | 1 Mountain Lake Public Schools          | 537.42    | 560.61    |
| 177 | 1 Windom Public School District         | 1,159.27  | 1,165.65  |
| 181 | 1 Brainerd Public School District       | 7,118.87  | 7,161.96  |
| 182 | 1 Crosby-Ironton Public School District | 1,153.96  | 1,142.44  |
| 186 | 1 Pequot Lakes Public Schools           | 1,828.44  | 1,866.92  |
| 191 | 1 Burnsville Public School District     | 9,931.99  | 9,643.54  |
| 192 | 1 Farmington Public School District     | 7,798.29  | 7,876.39  |
| 194 | 1 Lakeville Public School District      | 12,027.15 | 12,133.08 |
| 195 | 1 Randolph Public School District       | 709.80    | 706.71    |
| 196 | 1 Rosemount-Apple Valley-Eagan          | 30,493.96 | 30,931.47 |
| 197 | 1 West St. Paul-Mendota Heights-Eagan   | 5,430.13  | 5,541.64  |
| 199 | 1 Inver Grove Heights Schools           | 3,965.73  | 3,985.76  |
| 200 | 1 Hastings Public School District       | 4,869.40  | 4,807.28  |
| 203 | 1 Hayfield Public School District       | 763.10    | 767.98    |
| 204 | 1 Kasson-Mantorville School District    | 2,310.78  | 2,365.99  |
| 206 | 1 Alexandria Public School District     | 4,474.67  | 4,608.31  |
| 213 | 1 Osakis Public School District         | 896.26    | 875.15    |
| 227 | 1 Chatfield Public Schools              | 983.06    | 988.13    |
| 229 | 1 Lanesboro Public School District      | 383.03    | 386.28    |
| 238 | 1 Mabel-Canton Public School District   | 273.64    | 266.15    |
| 239 | 1 Rushford-Peterson Public Schools      | 723.32    | 721.20    |
| 241 | 1 Albert Lea Public School District     | 3,728.37  | 3,777.42  |
| 242 | 1 Alden-Conger Public School District   | 530.77    | 539.03    |
| 252 | 1 Cannon Falls Public School District   | 1,248.40  | 1,254.42  |
| 253 | 1 Goodhue Public School District        | 726.36    | 727.24    |
| 255 | 1 Pine Island Public School District    | 1,390.92  | 1,436.45  |
| 256 | 1 Red Wing Public School District       | 2,950.91  | 2,989.01  |
| 261 | 1 Ashby Public School District          | 295.65    | 287.30    |
| 264 | 1 Herman-Norcross School District       | 122.20    | 120.61    |
| 270 | 1 Hopkins Public School District        | 7,429.09  | 7,441.41  |
| 271 | 1 Bloomington Public School District    | 11,388.73 | 11,435.48 |
| 272 | 1 Eden Prairie Public School District   | 9,829.18  | 9,711.01  |
| 273 | 1 Edina Public School District          | 9,294.39  | 9,276.60  |
| 276 | 1 Minnetonka Public School District     | 11,465.48 | 11,761.43 |
| 277 | 1 Westonka Public School District       | 2,543.89  | 2,581.92  |
| 278 | 1 Orono Public School District          | 3,090.76  | 3,123.74  |
| 279 | 1 Osseo Public School District          | 22,568.62 | 22,890.77 |
| 280 | 1 Richfield Public School District      | 4,743.46  | 4,733.05  |
| 281 | 1 Robbinsdale Public School District    | 13,569.12 | 13,453.63 |
| 282 | 1 St. Anthony-New Brighton Schools      | 2,021.04  | 2,042.57  |
| 283 | 1 St. Louis Park Public School District | 5,082.66  | 5,088.23  |
| 284 | 1 Wayzata Public School District        | 12,383.45 | 12,715.19 |

|     |  |          |          |
|-----|--|----------|----------|
| 286 | 1 Brooklyn Center School District        | 2,657.96 | 2,840.70 |
| 294 | 1 Houston Public School District         | 2,213.54 | 2,164.84 |
| 297 | 1 Spring Grove School District           | 386.92   | 382.91   |
| 299 | 1 Caledonia Public School District       | 732.61   | 757.94   |
| 300 | 1 La Crescent-Hokah School District      | 1,259.14 | 1,248.99 |
| 306 | 1 Laporte Public School District         | 315.61   | 343.06   |
| 308 | 1 Nevis Public School District           | 664.25   | 649.47   |
| 309 | 1 Park Rapids Public School District     | 1,733.49 | 1,775.81 |
| 314 | 1 Braham Public School District          | 791.91   | 802.71   |
| 316 | 1 Greenway Public School District        | 1,138.88 | 1,135.44 |
| 317 | 1 Deer River Public School District      | 985.19   | 989.34   |
| 318 | 1 Grand Rapids Public School District    | 4,328.80 | 4,347.79 |
| 319 | 1 Nashwauk-Keewatin School District      | 661.54   | 643.66   |
| 323 | 2 Franconia Public School District       | 33.86    | 30.18    |
| 330 | 1 Heron Lake-Okabena School District     | 316.39   | 314.18   |
| 332 | 1 Mora Public School District            | 1,846.11 | 1,781.23 |
| 333 | 1 Ogilvie Public School District         | 530.90   | 540.18   |
| 345 | 1 New London-Spicer School District      | 1,616.80 | 1,650.86 |
| 347 | 1 Willmar Public School District         | 4,520.30 | 4,565.26 |
| 356 | 1 Lancaster Public School District       | 163.73   | 191.15   |
| 361 | 1 International Falls School District    | 1,244.35 | 1,174.99 |
| 362 | 1 Littlefork-Big Falls School District   | 384.61   | 364.04   |
| 363 | 1 South Koochiching School District      | 296.85   | 303.91   |
| 378 | 1 Dawson-Boyd Public School District     | 593.66   | 616.63   |
| 381 | 1 Lake Superior Public School District   | 1,506.41 | 1,497.78 |
| 390 | 1 Lake of The Woods School District      | 491.82   | 494.87   |
| 391 | 1 Cleveland Public School District       | 545.82   | 570.03   |
| 402 | 1 Hendricks Public School District       | 123.23   | 138.82   |
| 403 | 1 Ivanhoe Public School District         | 152.58   | 159.11   |
| 404 | 1 Lake Benton Public School District     | 214.44   | 224.69   |
| 413 | 1 Marshall Public School District        | 2,693.63 | 2,715.82 |
| 414 | 1 Minneota Public School District        | 503.34   | 515.51   |
| 415 | 1 Lynd Public School District            | 199.68   | 207.38   |
| 423 | 1 Hutchinson Public School District      | 3,129.02 | 3,098.81 |
| 424 | 1 Lester Prairie Public School District  | 472.18   | 487.66   |
| 432 | 1 Mahnomon Public School District        | 672.21   | 666.78   |
| 435 | 1 Waubun-Ogema-White Earth Public School | 684.87   | 713.53   |
| 441 | 1 Marshall County Central Schools        | 417.34   | 433.88   |
| 447 | 1 Grygla Public School District          | 169.20   | 166.13   |
| 458 | 1 Truman Public School District          | 228.97   | 226.94   |
| 463 | 1 Eden Valley-Watkins School District    | 1,045.56 | 1,043.93 |
| 465 | 1 Litchfield Public School District      | 1,703.82 | 1,679.06 |
| 466 | 1 Dassel-Cokato Public School District   | 2,467.46 | 2,447.86 |
| 473 | 1 Isle Public School District            | 494.64   | 483.56   |
| 477 | 1 Princeton Public School District       | 3,497.79 | 3,632.65 |
| 480 | 1 Onamia Public School District          | 644.99   | 646.52   |
| 482 | 1 Little Falls Public School District    | 2,664.53 | 2,691.64 |

|     |   |           |           |
|-----|---|-----------|-----------|
| 484 | 1 Pierz Public School District                      | 1,297.87  | 1,291.64  |
| 485 | 1 Royalton Public School District                   | 1,005.88  | 1,021.59  |
| 486 | 1 Swanville Public School District                  | 322.01    | 338.83    |
| 487 | 1 Upsala Public School District                     | 395.65    | 412.75    |
| 492 | 1 Austin Public School District                     | 5,291.81  | 5,528.09  |
| 495 | 1 Grand Meadow Public School District               | 480.06    | 484.82    |
| 497 | 1 Lyle Public School District                       | 321.30    | 301.59    |
| 499 | 1 LeRoy-Ostrander Public Schools                    | 302.81    | 292.29    |
| 500 | 1 Southland Public School District                  | 484.69    | 476.59    |
| 505 | 1 Fulda Public School District                      | 348.96    | 350.49    |
| 507 | 1 Nicollet Public School District                   | 410.90    | 414.56    |
| 508 | 1 St. Peter Public School District                  | 2,301.53  | 2,430.55  |
| 511 | 1 Adrian Public School District                     | 616.00    | 624.45    |
| 514 | 1 Ellsworth Public School District                  | 164.03    | 156.92    |
| 518 | 1 Worthington Public School District                | 3,570.77  | 3,772.89  |
| 531 | 1 Byron Public School District                      | 2,204.57  | 2,278.43  |
| 533 | 1 Dover-Eyota Public School District                | 1,229.78  | 1,240.34  |
| 534 | 1 Stewartville Public School District               | 2,255.04  | 2,286.67  |
| 535 | 1 Rochester Public School District                  | 18,653.16 | 18,995.20 |
| 542 | 1 Battle Lake Public School District                | 498.79    | 469.85    |
| 544 | 1 Fergus Falls Public School District               | 3,072.88  | 3,164.29  |
| 545 | 1 Henning Public School District                    | 437.02    | 429.28    |
| 547 | 1 Parkers Prairie Public School District            | 613.48    | 605.54    |
| 548 | 1 Pelican Rapids Public School District             | 958.58    | 944.71    |
| 549 | 1 Perham-Dent Public School District                | 1,578.69  | 1,609.63  |
| 550 | 1 Underwood Public School District                  | 623.14    | 598.84    |
| 553 | 1 New York Mills Public School District             | 801.43    | 815.38    |
| 561 | 1 Goodridge Public School District                  | 230.98    | 233.30    |
| 564 | 1 Thief River Falls School District                 | 2,207.85  | 2,183.13  |
| 577 | 1 Willow River Public School District               | 481.88    | 463.68    |
| 578 | 1 Pine City Public School District                  | 1,794.12  | 1,784.18  |
| 581 | 1 Edgerton Public School District                   | 428.63    | 448.79    |
| 592 | 1 Climax-Shelly Public Schools                      | 230.80    | 239.01    |
| 593 | 1 Crookston Public School District                  | 1,310.67  | 1,256.32  |
| 595 | 1 East Grand Forks Public School Dist               | 2,027.32  | 2,060.86  |
| 599 | 1 Fertile-Beltrami School District                  | 503.39    | 504.71    |
| 600 | 1 Fisher Public School District                     | 302.46    | 287.95    |
| 601 | 1 Fosston Public School District                    | 713.13    | 702.94    |
| 621 | 1 Mounds View Public School District                | 12,350.85 | 12,446.52 |
| 622 | 1 North St Paul-Maplewood-Oakdale Public School Dis | 11,521.78 | 11,674.63 |
| 623 | 1 Roseville Public School District                  | 8,307.48  | 8,360.17  |
| 624 | 1 White Bear Lake School District                   | 9,135.85  | 9,378.61  |
| 625 | 1 St. Paul Public School District                   | 39,649.13 | 39,494.97 |
| 630 | 1 Red Lake Falls Public School District             | 388.23    | 393.13    |
| 635 | 1 Milroy Public School District                     | 53.15     | 58.62     |
| 640 | 1 Wabasso Public School District                    | 423.56    | 438.05    |
| 656 | 1 Faribault Public School District                  | 4,177.48  | 4,042.64  |

|     |   |           |           |
|-----|---|-----------|-----------|
| 659 | 1 Northfield Public School District       | 4,392.27  | 4,444.28  |
| 671 | 1 Hills-Beaver Creek School District      | 402.99    | 404.69    |
| 676 | 1 Badger Public School District           | 264.32    | 253.54    |
| 682 | 1 Roseau Public School District           | 1,255.93  | 1,271.86  |
| 690 | 1 Warroad Public School District          | 1,082.61  | 1,063.75  |
| 695 | 1 Chisholm Public School District         | 818.93    | 798.02    |
| 696 | 1 Ely Public School District              | 626.77    | 635.21    |
| 698 | 1 Floodwood Public School District        | 246.04    | 245.29    |
| 700 | 1 Hermantown Public School District       | 2,290.65  | 2,298.11  |
| 701 | 1 Hibbing Public School District          | 2,619.86  | 2,619.43  |
| 704 | 1 Proctor Public School District          | 1,989.01  | 1,956.27  |
| 706 | 1 Virginia Public School District         | 1,849.88  | 1,884.76  |
| 707 | 1 Nett Lake Public School District        | 108.61    | 109.80    |
| 709 | 1 Duluth Public School District           | 8,804.60  | 8,967.43  |
| 712 | 1 Mountain Iron-Buhl School District      | 521.90    | 532.13    |
| 716 | 1 Belle Plaine Public School District     | 1,773.29  | 1,773.38  |
| 717 | 1 Jordan Public School District           | 1,975.59  | 2,001.54  |
| 719 | 1 Prior Lake-Savage Area Schools          | 9,187.09  | 9,424.68  |
| 720 | 1 Shakopee Public School District         | 8,981.99  | 9,052.92  |
| 721 | 1 New Prague Area Schools                 | 4,498.82  | 4,577.76  |
| 726 | 1 Becker Public School District           | 3,109.86  | 3,112.19  |
| 727 | 1 Big Lake Public School District         | 3,372.95  | 3,356.22  |
| 728 | 1 Elk River Public School District        | 14,123.93 | 14,351.21 |
| 738 | 1 Holdingford Public School District      | 1,184.82  | 1,188.15  |
| 739 | 1 Kimball Public School District          | 790.02    | 815.78    |
| 740 | 1 Melrose Public School District          | 1,538.20  | 1,479.23  |
| 741 | 1 Paynesville Public School District      | 1,039.47  | 1,022.98  |
| 742 | 1 St. Cloud Public School District        | 10,663.23 | 10,878.70 |
| 743 | 1 Sauk Centre Public School District      | 1,152.67  | 1,177.61  |
| 745 | 1 Albany Public School District           | 1,891.40  | 1,936.94  |
| 748 | 1 Sartell-St. Stephen School District     | 4,218.91  | 4,261.69  |
| 750 | 1 Rocori Public School District           | 2,287.32  | 2,316.39  |
| 756 | 1 Blooming Prairie Public School District | 801.50    | 797.39    |
| 761 | 1 Owatonna Public School District         | 5,350.94  | 5,337.84  |
| 763 | 1 Medford Public School District          | 972.55    | 980.98    |
| 768 | 1 Hancock Public School District          | 378.04    | 378.67    |
| 771 | 1 Chokio-Alberta Public School District   | 178.20    | 176.89    |
| 775 | 1 Kerkhoven-Murdock-Sunburg               | 756.49    | 769.46    |
| 777 | 1 Benson Public School District           | 904.99    | 892.81    |
| 786 | 1 Bertha-Hewitt Public School District    | 493.55    | 519.03    |
| 787 | 1 Browerville Public School District      | 400.78    | 603.03    |
| 801 | 1 Browns Valley Public School District    | 148.26    | 154.88    |
| 803 | 1 Wheaton Area Public School District     | 441.13    | 423.77    |
| 811 | 1 Wabasha-Kellogg Public School District  | 609.64    | 594.89    |
| 813 | 1 Lake City Public School District        | 1,374.88  | 1,346.94  |
| 815 | 2 Prinsburg Public School District        | 2.44      | 1.09      |
| 818 | 1 Verndale Public School District         | 591.82    | 613.26    |

|      |  |           |           |
|------|--|-----------|-----------|
| 820  | 1 Sebek Public School District                         | 560.70    | 565.17    |
| 821  | 1 Menahga Public School District                       | 1,066.82  | 1,095.19  |
| 829  | 1 Waseca Public School District                        | 2,089.54  | 2,095.87  |
| 831  | 1 Forest Lake Public School District                   | 6,911.04  | 6,729.72  |
| 832  | 1 Mahtomedi Public School District                     | 3,578.16  | 3,620.41  |
| 833  | 1 South Washington County School District              | 19,826.25 | 20,256.09 |
| 834  | 1 Stillwater Area Public School District               | 9,282.15  | 9,177.94  |
| 836  | 1 Butterfield Public School District                   | 228.38    | 223.42    |
| 837  | 1 Madelia Public School District                       | 599.31    | 640.27    |
| 840  | 1 St. James Public School District                     | 1,112.44  | 1,127.21  |
| 846  | 1 Breckenridge Public School District                  | 722.11    | 695.65    |
| 850  | 1 Rothsay Public School District                       | 314.03    | 325.00    |
| 852  | 1 Campbell-Tintah Public School District               | 157.38    | 146.07    |
| 857  | 1 Lewiston-Altura Public School District               | 818.29    | 808.52    |
| 858  | 1 St. Charles Public School District                   | 1,057.32  | 1,040.26  |
| 861  | 1 Winona Area Public School District                   | 3,306.57  | 3,276.25  |
| 876  | 1 Annandale Public School District                     | 1,982.63  | 2,039.72  |
| 877  | 1 Buffalo-Hanover-Montrose Public Schools              | 6,343.27  | 6,325.65  |
| 879  | 1 Delano Public School District                        | 2,749.92  | 2,734.11  |
| 881  | 1 Maple Lake Public School District                    | 952.04    | 940.13    |
| 882  | 1 Monticello Public School District                    | 4,443.98  | 4,532.29  |
| 883  | 1 Rockford Public School District                      | 1,827.59  | 1,837.72  |
| 885  | 1 St. Michael-Albertville School District              | 6,783.23  | 6,877.63  |
| 891  | 1 Canby Public School District                         | 589.98    | 617.44    |
| 911  | 1 Cambridge-Isanti Public School District              | 5,397.99  | 5,394.03  |
| 912  | 1 Milaca Public School District                        | 1,986.86  | 1,959.71  |
| 914  | 1 Ulen-Hitterdal Public School District                | 332.19    | 334.70    |
| 2071 | 1 Lake Crystal-Wellcome Memorial                       | 965.11    | 986.57    |
| 2125 | 1 Triton School District                               | 1,269.41  | 1,239.14  |
| 2134 | 1 United South Central School District                 | 775.35    | 751.46    |
| 2135 | 1 Maple River School District                          | 1,049.01  | 1,025.49  |
| 2137 | 1 Kingsland Public School District                     | 638.48    | 634.39    |
| 2142 | 1 St. Louis County School District                     | 2,068.30  | 2,094.75  |
| 2143 | 1 Waterville-Elysian-Morristown Public School District | 840.69    | 831.97    |
| 2144 | 1 Chisago Lakes School District                        | 3,676.58  | 3,722.04  |
| 2149 | 1 Minnewaska School District                           | 1,274.15  | 1,294.53  |
| 2154 | 1 Eveleth-Gilbert School District                      | 1,028.57  | 1,000.46  |
| 2155 | 1 Wadena-Deer Creek School District                    | 1,099.43  | 1,141.15  |
| 2159 | 1 Buffalo Lake-Hector-Stewart Public School            | 584.08    | 565.02    |
| 2164 | 1 Dilworth-Glyndon-Felton                              | 1,770.63  | 1,772.96  |
| 2165 | 1 Hinckley-Finlayson School District                   | 1,016.46  | 1,038.07  |
| 2167 | 1 Lakeview School District                             | 709.77    | 729.88    |
| 2168 | 1 NRHEG School District                                | 999.78    | 969.15    |
| 2169 | 1 Murray County Central School District                | 798.69    | 805.31    |
| 2170 | 1 Staples-Motley School District                       | 1,256.29  | 1,239.12  |
| 2171 | 1 Kittson Central School District                      | 280.83    | 265.79    |
| 2172 | 1 Kenyon-Wanamingo School District                     | 907.67    | 865.46    |

|      |  |          |          |
|------|--|----------|----------|
| 2174 | 1 Pine River-Backus School District                      | 1,006.27 | 996.54   |
| 2176 | 1 Warren-Alvarado-Oslo School District                   | 484.30   | 496.33   |
| 2180 | 1 M.A.C.C.R.A.Y. School District                         | 754.10   | 780.06   |
| 2184 | 1 Luverne Public School District                         | 1,365.97 | 1,355.62 |
| 2190 | 1 Yellow Medicine East                                   | 809.90   | 789.24   |
| 2198 | 1 Fillmore Central                                       | 680.21   | 689.58   |
| 2215 | 1 Norman County East School District                     | 304.41   | 300.66   |
| 2310 | 1 Sibley East School District                            | 1,283.29 | 1,297.68 |
| 2311 | 1 Clearbrook-Gonvick School District                     | 462.52   | 475.17   |
| 2342 | 1 West Central Area                                      | 783.49   | 854.25   |
| 2358 | 1 Tri-County School District                             | 206.38   | 207.92   |
| 2364 | 1 Belgrade-Brooten-Elrosa Public School District         | 672.10   | 683.68   |
| 2365 | 1 G.F.W.   | 804.05   | 794.37   |
| 2396 | 1 A.C.G.C. Public School District                        | 893.27   | 919.56   |
| 2397 | 1 Le Sueur-Henderson School District                     | 1,113.70 | 1,113.16 |
| 2448 | 1 Martin County West School District                     | 814.86   | 798.67   |
| 2527 | 1 Norman County West School District                     | 280.60   | 204.27   |
| 2534 | 1 Bird Island-Olivia-Lake Lillian Public School District | 745.91   | 779.21   |
| 2536 | 1 Granada Huntley-East Chain                             | 269.75   | 302.79   |
| 2580 | 1 East Central School District                           | 782.85   | 819.60   |
| 2609 | 1 Win-E-Mac School District                              | 459.91   | 492.73   |
| 2683 | 1 Greenbush-Middle River School District                 | 413.64   | 361.00   |
| 2687 | 1 Howard Lake-Waverly-Winsted                            | 1,279.56 | 1,331.63 |
| 2689 | 1 Pipestone Area School District                         | 1,232.98 | 1,247.77 |
| 2711 | 1 Mesabi East School District                            | 1,033.39 | 1,046.08 |
| 2752 | 1 Fairmont Area School District                          | 1,881.20 | 1,917.46 |
| 2753 | 1 Long Prairie-Grey Eagle School District                | 984.73   | 1,016.49 |
| 2754 | 1 Cedar Mountain School District                         | 515.67   | 522.85   |
| 2759 | 1 Eagle Valley Public School District                    | 228.72   | -        |
| 2769 | 1 Morris Area Public Schools                             | 1,105.39 | 1,131.29 |
| 2805 | 1 Zumbrota-Mazepa School District                        | 1,295.72 | 1,322.07 |
| 2835 | 1 Janesville-Waldorf-Pemberton                           | 692.89   | 711.32   |
| 2853 | 1 Lac qui Parle Valley School District                   | 821.28   | 856.60   |
| 2854 | 1 Ada-Borup Public School District                       | 587.84   | 628.39   |
| 2856 | 1 Stephen-Argyle Central Schools                         | 321.18   | 323.95   |
| 2859 | 1 Glencoe-Silver Lake School District                    | 1,732.78 | 1,746.84 |
| 2860 | 1 Blue Earth Area Public School                          | 1,247.60 | 1,211.97 |
| 2884 | 1 Red Rock Central School District                       | 464.92   | 453.84   |
| 2886 | 1 Glenville-Emmons School District                       | 354.22   | 339.85   |
| 2888 | 1 Clinton-Graceville-Beardsley                           | 379.35   | 363.08   |
| 2889 | 1 Lake Park Audubon School District                      | 760.82   | 770.88   |
| 2890 | 1 Renville County West School District                   | 556.89   | 589.65   |
| 2895 | 1 Jackson County Central School District                 | 1,311.08 | 1,259.45 |
| 2897 | 1 Redwood Area School District                           | 1,197.84 | 1,224.11 |
| 2898 | 1 Westbrook-Walnut Grove Schools                         | 432.67   | 401.27   |
| 2899 | 1 Plainview-Elgin-Millville                              | 1,590.88 | 1,581.63 |
| 2902 | 1 RTR Public Schools                                     | 605.47   | 625.41   |

|      |  |            |            |
|------|--|------------|------------|
| 2903 | 1 Ortonville Public Schools              | 534.34     | 526.85     |
| 2904 | 1 Tracy Area Public School District      | 803.22     | 779.87     |
| 2905 | 1 Tri-City United School District        | 2,067.01   | 2,046.28   |
| 2906 | 1 Red Lake County Central Public Schools | 415.06     | 409.42     |
| 2907 | 1 Round Lake-Brewster Public Schools     | 315.85     | 345.75     |
| 2908 | 1 Brandon-Evansville Public Schools      | 498.08     | 505.68     |
|      |  | 876,965.94 | 882,567.01 |

End of Worksheet

| FY19      | FY20      | FY21      |
|-----------|-----------|-----------|
| 1,255.76  | 1,244.43  | 1,255.66  |
| 37,207.78 | 36,399.56 | 35,795.66 |
| 281.14    | 283.20    | 282.76    |
| 513.72    | 502.30    | 494.12    |
| 3,817.55  | 3,739.25  | 3,698.38  |
| 41,936.17 | 42,033.75 | 43,038.81 |
| 7,162.92  | 7,209.47  | 7,228.09  |
| 3,705.74  | 3,695.78  | 3,573.60  |
| 3,333.12  | 3,239.22  | 3,253.35  |
| 4,775.00  | 4,673.10  | 4,616.34  |
| 6,352.96  | 6,415.33  | 6,505.89  |
| 3,280.76  | 3,312.08  | 3,347.16  |
| 986.70    | 992.37    | 984.14    |
| 60.87     | 63.90     | 64.25     |
| 5,546.33  | 5,533.57  | 5,524.29  |
| 650.36    | 662.40    | 650.97    |
| 309.91    | 317.09    | 318.01    |
| 1,667.92  | 1,651.48  | 1,676.31  |
| 4,838.35  | 4,836.31  | 4,834.67  |
| 2,114.41  | 2,104.19  | 2,125.04  |
| 731.40    | 730.69    | 739.26    |
| 9,443.79  | 9,613.02  | 9,834.65  |
| 164.94    | 151.44    | 143.88    |
| 639.45    | 635.88    | 638.90    |
| 614.40    | 604.46    | 603.00    |
| 2,331.41  | 2,334.52  | 2,349.77  |
| 777.86    | 764.64    | 766.57    |
| 467.88    | 465.49    | 430.14    |
| 2,992.15  | 3,053.07  | 3,091.72  |
| 350.33    | 324.94    | 335.01    |
| 716.07    | 700.84    | 701.75    |
| 1,363.60  | 1,367.85  | 1,377.59  |
| 409.96    | 405.83    | 399.20    |
| 1,125.80  | 1,134.08  | 1,116.64  |
| 4,497.37  | 4,554.89  | 4,507.93  |
| 1,745.97  | 1,757.86  | 1,769.85  |
| 10,725.55 | 10,832.61 | 10,910.05 |
| 831.56    | 815.85    | 824.71    |
| 1,273.80  | 1,289.54  | 1,342.51  |
| 1,265.25  | 1,310.89  | 1,352.97  |
| 363.29    | 366.38    | 379.11    |
| 1,698.76  | 1,715.51  | 1,825.41  |
| 3,048.70  | 3,004.83  | 2,994.19  |
| 932.44    | 919.42    | 918.73    |

|           |           |           |
|-----------|-----------|-----------|
| 956.19    | 960.13    | 992.19    |
| 1,089.97  | 1,097.87  | 1,106.58  |
| 7,257.82  | 7,568.24  | 7,932.54  |
| 1,128.42  | 1,137.24  | 1,154.40  |
| 509.01    | 508.07    | 527.08    |
| 546.52    | 545.64    | 546.87    |
| 1,182.83  | 1,182.47  | 1,187.36  |
| 7,184.74  | 7,212.10  | 7,201.79  |
| 1,139.13  | 1,124.90  | 1,138.37  |
| 1,923.59  | 1,968.20  | 1,999.52  |
| 9,771.65  | 9,529.57  | 9,401.76  |
| 7,884.65  | 7,923.38  | 7,956.24  |
| 12,297.50 | 12,530.83 | 12,733.53 |
| 744.33    | 753.93    | 758.26    |
| 31,253.08 | 31,769.76 | 32,483.58 |
| 5,555.08  | 5,567.10  | 5,593.15  |
| 3,950.55  | 3,860.78  | 3,852.52  |
| 4,827.19  | 4,793.43  | 4,795.70  |
| 764.58    | 737.93    | 732.91    |
| 2,399.57  | 2,411.17  | 2,433.57  |
| 4,620.64  | 4,662.99  | 4,709.87  |
| 926.17    | 922.72    | 918.06    |
| 992.23    | 1,000.96  | 971.99    |
| 385.58    | 388.74    | 395.88    |
| 263.97    | 271.25    | 276.18    |
| 751.39    | 750.24    | 751.50    |
| 3,842.99  | 3,859.20  | 3,884.23  |
| 551.56    | 552.65    | 534.66    |
| 1,270.18  | 1,207.77  | 1,190.16  |
| 739.01    | 731.74    | 748.17    |
| 1,472.34  | 1,486.73  | 1,512.39  |
| 2,922.70  | 2,941.41  | 2,950.37  |
| 309.78    | 304.69    | 315.23    |
| 110.53    | 112.20    | 107.09    |
| 7,240.68  | 7,071.10  | 7,082.10  |
| 11,272.52 | 11,364.30 | 11,249.25 |
| 9,666.17  | 9,601.11  | 9,589.13  |
| 9,339.97  | 9,365.84  | 9,206.93  |
| 11,882.25 | 11,909.94 | 12,013.81 |
| 2,711.27  | 2,768.56  | 2,825.81  |
| 3,151.01  | 3,217.78  | 3,290.29  |
| 23,169.47 | 23,441.58 | 23,803.46 |
| 4,659.64  | 4,569.18  | 4,733.49  |
| 13,551.32 | 13,068.37 | 12,811.86 |
| 2,003.64  | 2,006.69  | 2,017.23  |
| 5,116.50  | 5,124.48  | 5,120.68  |
| 13,107.47 | 13,508.18 | 13,921.24 |

|          |          |          |
|----------|----------|----------|
| 2,795.45 | 2,796.89 | 2,647.74 |
| 2,175.50 | 2,195.43 | 2,209.21 |
| 388.56   | 392.61   | 387.89   |
| 777.73   | 776.66   | 764.72   |
| 1,215.13 | 1,200.72 | 1,145.23 |
| 331.08   | 344.81   | 341.93   |
| 663.32   | 670.99   | 667.40   |
| 1,774.34 | 1,774.54 | 1,789.06 |
| 794.81   | 811.53   | 819.34   |
| 1,133.32 | 1,107.49 | 1,113.71 |
| 972.78   | 975.56   | 989.41   |
| 4,402.24 | 4,390.78 | 4,457.91 |
| 633.97   | 620.35   | 616.20   |
| 30.93    | 29.10    | 19.48    |
| 289.57   | 264.07   | 287.18   |
| 1,779.36 | 1,768.38 | 1,754.81 |
| 554.73   | 548.47   | 538.77   |
| 1,692.70 | 1,700.41 | 1,713.52 |
| 4,605.12 | 4,606.42 | 4,642.89 |
| 171.02   | 175.54   | 188.35   |
| 1,106.44 | 1,080.35 | 1,054.48 |
| 362.10   | 369.19   | 354.75   |
| 277.60   | 259.54   | 253.93   |
| 622.08   | 623.43   | 607.47   |
| 1,500.12 | 1,520.57 | 1,537.30 |
| 516.42   | 518.43   | 490.63   |
| 584.71   | 589.90   | 596.72   |
| 143.46   | 142.56   | 148.30   |
| 166.28   | 172.30   | 161.29   |
| 213.10   | 224.58   | 227.76   |
| 2,780.15 | 2,755.74 | 2,779.60 |
| 523.11   | 496.20   | 468.33   |
| 207.07   | 199.82   | 203.42   |
| 3,033.19 | 3,011.07 | 2,949.98 |
| 513.83   | 514.91   | 515.41   |
| 664.92   | 642.50   | 660.24   |
| 721.37   | 738.61   | 761.59   |
| 471.60   | 481.17   | 487.42   |
| 161.54   | 159.58   | 159.24   |
| 236.47   | 239.85   | 252.98   |
| 1,043.73 | 1,046.03 | 1,049.82 |
| 1,719.32 | 1,696.37 | 1,676.83 |
| 2,439.97 | 2,425.53 | 2,400.00 |
| 447.45   | 426.56   | 425.09   |
| 3,706.80 | 3,648.79 | 3,626.44 |
| 688.36   | 694.02   | 698.27   |
| 2,668.15 | 2,684.79 | 2,667.11 |

|           |           |           |
|-----------|-----------|-----------|
| 1,287.82  | 1,295.09  | 1,304.74  |
| 1,026.71  | 1,028.96  | 1,034.42  |
| 344.36    | 337.01    | 343.64    |
| 412.07    | 398.48    | 397.76    |
| 5,565.08  | 5,592.98  | 5,637.04  |
| 485.87    | 479.55    | 482.55    |
| 297.32    | 254.16    | 257.41    |
| 286.07    | 296.02    | 309.04    |
| 437.79    | 416.58    | 424.05    |
| 370.24    | 377.87    | 376.63    |
| 399.42    | 400.15    | 399.75    |
| 2,446.03  | 2,456.43  | 2,439.04  |
| 620.43    | 623.48    | 622.07    |
| 144.57    | 147.38    | 136.02    |
| 4,169.10  | 4,303.92  | 4,570.46  |
| 2,356.36  | 2,424.21  | 2,490.34  |
| 1,226.42  | 1,228.98  | 1,246.02  |
| 2,271.55  | 2,284.24  | 2,313.96  |
| 19,273.77 | 19,551.11 | 19,855.18 |
| 467.84    | 441.53    | 435.13    |
| 3,155.79  | 3,315.61  | 3,416.24  |
| 384.36    | 388.41    | 408.46    |
| 607.60    | 617.08    | 604.95    |
| 968.19    | 961.03    | 960.43    |
| 1,664.96  | 1,516.38  | 1,489.79  |
| 598.56    | 614.32    | 603.34    |
| 814.94    | 829.58    | 835.97    |
| 251.34    | 246.75    | 253.04    |
| 2,171.05  | 2,128.10  | 2,132.15  |
| 449.41    | 449.77    | 457.14    |
| 1,771.48  | 1,765.79  | 1,766.57  |
| 447.88    | 439.35    | 455.02    |
| 195.65    | 190.08    | 192.60    |
| 1,233.25  | 1,280.62  | 1,255.21  |
| 2,092.28  | 2,120.47  | 2,153.21  |
| 524.53    | 517.00    | 483.71    |
| 292.42    | 303.21    | 300.61    |
| 668.57    | 661.84    | 661.21    |
| 12,837.65 | 12,895.60 | 13,371.82 |
| 11,681.84 | 11,631.55 | 11,672.79 |
| 8,361.35  | 8,476.31  | 8,626.78  |
| 9,538.55  | 9,570.70  | 9,689.85  |
| 39,194.75 | 39,219.68 | 39,274.87 |
| 395.85    | 402.98    | 411.38    |
| 90.77     | 99.50     | 99.55     |
| 449.65    | 456.75    | 453.19    |
| 3,970.34  | 3,873.50  | 3,821.93  |

|           |           |           |
|-----------|-----------|-----------|
| 4,489.64  | 4,409.24  | 4,305.97  |
| 404.32    | 404.31    | 406.80    |
| 243.60    | 198.81    | 198.14    |
| 1,284.55  | 1,292.34  | 1,301.19  |
| 1,114.16  | 1,090.81  | 1,075.24  |
| 812.53    | 786.04    | 794.16    |
| 572.53    | 578.65    | 564.73    |
| 234.24    | 229.05    | 226.08    |
| 2,295.32  | 2,284.28  | 2,275.10  |
| 2,596.86  | 2,608.22  | 2,621.12  |
| 1,960.22  | 1,996.06  | 2,037.85  |
| 1,968.39  | 1,899.48  | 1,900.08  |
| 104.68    | 103.25    | 102.65    |
| 8,952.71  | 8,885.72  | 8,836.97  |
| 519.22    | 520.15    | 536.40    |
| 1,767.41  | 1,768.07  | 1,771.06  |
| 2,101.52  | 2,115.53  | 2,137.77  |
| 9,685.12  | 9,989.97  | 10,436.26 |
| 9,147.64  | 9,211.04  | 9,314.39  |
| 4,666.50  | 4,729.64  | 4,805.66  |
| 3,174.11  | 3,202.33  | 3,223.28  |
| 3,300.15  | 3,309.75  | 3,306.30  |
| 14,547.66 | 14,722.89 | 14,924.50 |
| 1,141.85  | 1,152.06  | 1,148.72  |
| 820.73    | 809.54    | 808.53    |
| 1,489.02  | 1,467.08  | 1,449.44  |
| 1,017.59  | 1,017.87  | 995.17    |
| 11,033.77 | 11,149.02 | 11,217.43 |
| 1,168.60  | 1,164.45  | 1,143.63  |
| 1,918.18  | 1,941.10  | 1,957.86  |
| 4,338.90  | 4,349.78  | 4,418.95  |
| 2,342.16  | 2,335.76  | 2,352.65  |
| 823.28    | 830.03    | 840.68    |
| 5,368.42  | 5,336.91  | 5,416.86  |
| 991.17    | 995.33    | 974.26    |
| 396.94    | 412.55    | 418.15    |
| 178.15    | 176.46    | 169.69    |
| 789.29    | 801.38    | 817.04    |
| 864.97    | 876.43    | 868.18    |
| 514.80    | 501.85    | 483.52    |
| 609.18    | 609.08    | 596.15    |
| 171.07    | 180.55    | 188.71    |
| 422.17    | 410.92    | 410.36    |
| 574.64    | 576.15    | 570.97    |
| 1,350.88  | 1,355.32  | 1,361.07  |
| 1.09      | 1.15      | 1.17      |
| 635.12    | 642.14    | 634.11    |

|           |           |           |
|-----------|-----------|-----------|
| 554.76    | 566.12    | 530.96    |
| 1,122.14  | 1,157.97  | 1,176.03  |
| 2,102.15  | 2,099.97  | 2,088.52  |
| 6,856.99  | 6,723.82  | 6,571.92  |
| 3,622.44  | 3,633.45  | 3,513.78  |
| 20,528.98 | 20,904.27 | 20,937.61 |
| 9,261.92  | 9,285.83  | 9,314.98  |
| 210.00    | 212.43    | 217.50    |
| 652.32    | 627.49    | 623.85    |
| 1,140.30  | 1,124.92  | 1,127.65  |
| 712.44    | 697.90    | 705.75    |
| 317.64    | 311.45    | 322.72    |
| 156.47    | 152.81    | 150.92    |
| 829.89    | 798.63    | 783.77    |
| 1,138.89  | 1,029.47  | 1,041.09  |
| 3,184.44  | 3,093.04  | 3,110.94  |
| 1,984.09  | 2,004.25  | 2,011.35  |
| 6,359.47  | 6,336.67  | 6,169.98  |
| 2,733.23  | 2,743.85  | 2,767.99  |
| 924.63    | 910.24    | 908.87    |
| 4,638.92  | 4,735.43  | 4,638.81  |
| 1,821.76  | 1,806.91  | 1,792.74  |
| 7,143.44  | 7,248.81  | 7,263.11  |
| 617.13    | 624.32    | 650.66    |
| 5,458.04  | 5,412.75  | 5,392.94  |
| 1,966.52  | 1,968.84  | 1,963.10  |
| 298.71    | 291.83    | 280.01    |
| 1,018.03  | 1,021.28  | 1,016.78  |
| 1,206.66  | 1,211.84  | 1,213.73  |
| 763.51    | 761.48    | 753.21    |
| 991.29    | 982.13    | 960.31    |
| 637.99    | 617.68    | 618.07    |
| 2,111.06  | 2,055.04  | 2,077.11  |
| 871.58    | 867.29    | 867.78    |
| 3,655.79  | 3,609.11  | 3,546.92  |
| 1,397.08  | 1,395.02  | 1,417.37  |
| 1,055.08  | 1,038.79  | 1,021.90  |
| 1,137.14  | 1,142.47  | 1,160.80  |
| 571.47    | 587.90    | 583.68    |
| 1,787.39  | 1,838.39  | 1,870.37  |
| 1,077.19  | 1,032.66  | 1,036.60  |
| 699.52    | 706.20    | 702.93    |
| 965.18    | 951.98    | 961.19    |
| 795.35    | 802.19    | 800.54    |
| 1,219.70  | 1,244.98  | 1,217.63  |
| 248.97    | 258.33    | 253.50    |
| 849.10    | 832.33    | 818.35    |

|          |          |          |
|----------|----------|----------|
| 1,052.32 | 1,038.19 | 1,042.80 |
| 517.45   | 523.52   | 542.70   |
| 761.24   | 821.72   | 815.19   |
| 1,352.41 | 1,347.68 | 1,338.64 |
| 775.42   | 767.57   | 775.20   |
| 670.13   | 678.74   | 671.45   |
| 306.15   | 304.11   | 293.81   |
| 1,272.48 | 1,252.87 | 1,247.80 |
| 472.89   | 483.96   | 427.80   |
| 841.94   | 847.96   | 857.79   |
| 211.36   | 212.12   | 213.70   |
| 700.58   | 688.17   | 681.19   |
| 714.14   | 773.17   | 768.33   |
| 894.66   | 890.30   | 886.23   |
| 1,114.39 | 1,098.23 | 1,035.50 |
| 801.35   | 792.92   | 783.69   |
| 214.41   | 212.38   | 231.24   |
| 727.18   | 738.75   | 707.50   |
| 317.01   | 333.18   | 331.58   |
| 788.68   | 759.50   | 755.24   |
| 509.50   | 513.53   | 515.65   |
| 303.61   | 403.04   | 398.52   |
| 1,340.89 | 1,369.92 | 1,377.37 |
| 1,273.55 | 1,231.57 | 1,209.60 |
| 1,041.74 | 1,023.07 | 1,000.13 |
| 1,897.17 | 1,778.88 | 1,744.89 |
| 1,020.25 | 1,024.08 | 1,037.93 |
| 523.32   | 514.72   | 505.00   |
| -        | -        | -        |
| 1,143.91 | 1,149.02 | 1,169.71 |
| 1,308.69 | 1,309.34 | 1,331.46 |
| 742.49   | 744.66   | 760.15   |
| 861.21   | 844.14   | 843.88   |
| 563.69   | 572.99   | 557.84   |
| 319.97   | 321.23   | 328.08   |
| 1,742.88 | 1,737.66 | 1,748.31 |
| 1,151.14 | 1,113.56 | 1,104.78 |
| 458.97   | 455.19   | 457.39   |
| 337.99   | 339.13   | 346.31   |
| 345.03   | 346.11   | 344.22   |
| 825.41   | 824.50   | 818.16   |
| 616.20   | 615.60   | 628.04   |
| 1,285.09 | 1,261.46 | 1,252.94 |
| 1,212.61 | 1,209.45 | 1,222.81 |
| 386.15   | 395.55   | 402.60   |
| 1,583.39 | 1,583.00 | 1,600.29 |
| 634.62   | 631.77   | 618.61   |

|            |            |            |
|------------|------------|------------|
| 558.81     | 542.20     | 524.14     |
| 769.01     | 752.47     | 733.41     |
| 2,025.61   | 2,039.60   | 2,056.89   |
| 413.24     | 418.77     | 424.72     |
| 414.02     | 420.51     | 444.46     |
| 508.53     | 527.02     | 543.37     |
| 887,036.17 | 888,447.60 | 893,076.60 |

### District Average Building Age, 4-08-19 upload

| Dist | Type | 18-19 age | 19-20 age |
|------|------|-----------|-----------|
| 1    | 1    | 49.12     | 50.12     |
| 1.2  | 3    | 56.65     | 57.65     |
| 2    | 1    | 29.90     | 30.90     |
| 4    | 1    | 46.05     | 47.05     |
| 6    | 3    | 45.92     | 46.92     |
| 11   | 1    | 42.94     | 43.94     |
| 12   | 1    | 38.24     | 39.24     |
| 13   | 1    | 51.61     | 52.61     |
| 14   | 1    | 52.52     | 53.52     |
| 15   | 1    | 37.53     | 38.53     |
| 16   | 1    | 36.78     | 37.78     |
| 22   | 1    | 42.90     | 43.90     |
| 23   | 1    | 37.72     | 38.72     |
| 25   | 1    | 17.00     | 18.00     |
| 31   | 1    | 30.95     | 31.95     |
| 32   | 1    | 40.59     | 41.59     |
| 36   | 1    | 26.82     | 27.82     |
| 38   | 1    | 25.14     | 26.14     |
| 47   | 1    | 32.08     | 33.08     |
| 51   | 1    | 25.88     | 26.88     |
| 75   | 1    | 36.27     | 37.27     |
| 77   | 1    | 47.73     | 48.73     |
| 81   | 1    | 48.66     | 49.66     |
| 84   | 1    | 47.81     | 48.81     |
| 85   | 1    | 40.17     | 41.17     |
| 88   | 1    | 35.79     | 36.79     |
| 91   | 1    | 36.76     | 37.76     |
| 93   | 1    | 60.87     | 61.87     |
| 94   | 1    | 34.75     | 35.75     |
| 95   | 1    | 30.35     | 31.35     |
| 97   | 1    | 4.39      | 5.39      |
| 99   | 1    | 40.20     | 41.20     |
| 100  | 1    | 39.65     | 40.65     |
| 108  | 1    | 42.60     | 43.60     |
| 110  | 1    | 20.76     | 21.76     |
| 111  | 1    | 34.57     | 35.57     |
| 112  | 1    | 25.95     | 26.95     |
| 113  | 1    | 43.89     | 44.89     |
| 115  | 1    | 31.92     | 32.92     |
| 116  | 1    | 25.72     | 26.72     |
| 118  | 1    | 25.53     | 26.53     |
| 129  | 1    | 45.84     | 46.84     |
| 138  | 1    | 29.55     | 30.55     |
| 139  | 1    | 28.96     | 29.96     |
| 146  | 1    | 50.55     | 51.55     |

|     |   |       |       |
|-----|---|-------|-------|
| 150 | 1 | 32.58 | 33.58 |
| 152 | 1 | 26.44 | 27.44 |
| 162 | 1 | 34.89 | 35.89 |
| 166 | 1 | 35.71 | 36.71 |
| 173 | 1 | 70.75 | 71.75 |
| 177 | 1 | 42.98 | 43.98 |
| 181 | 1 | 45.00 | 46.00 |
| 182 | 1 | 34.66 | 35.66 |
| 186 | 1 | 28.51 | 29.51 |
| 191 | 1 | 43.13 | 44.13 |
| 192 | 1 | 25.36 | 26.36 |
| 194 | 1 | 29.17 | 30.17 |
| 195 | 1 | 32.90 | 33.90 |
| 196 | 1 | 34.46 | 35.46 |
| 197 | 1 | 43.54 | 44.54 |
| 199 | 1 | 38.42 | 39.42 |
| 200 | 1 | 35.87 | 36.87 |
| 203 | 1 | 40.69 | 41.69 |
| 204 | 1 | 20.52 | 21.52 |
| 206 | 1 | 21.09 | 22.09 |
| 213 | 1 | 34.66 | 35.66 |
| 227 | 1 | 32.63 | 33.63 |
| 229 | 1 | 44.22 | 45.22 |
| 238 | 1 | 67.47 | 68.47 |
| 239 | 1 | 33.60 | 34.60 |
| 241 | 1 | 44.27 | 45.27 |
| 242 | 1 | 35.08 | 36.08 |
| 252 | 1 | 37.65 | 38.65 |
| 253 | 1 | 49.98 | 50.98 |
| 255 | 1 | 30.68 | 31.68 |
| 256 | 1 | 37.86 | 38.86 |
| 261 | 1 | 29.12 | 30.12 |
| 264 | 1 | 82.59 | 83.59 |
| 270 | 1 | 48.55 | 49.55 |
| 271 | 1 | 48.65 | 49.65 |
| 272 | 1 | 33.59 | 34.59 |
| 273 | 1 | 45.14 | 46.14 |
| 276 | 1 | 43.62 | 44.62 |
| 277 | 1 | 44.10 | 45.10 |
| 278 | 1 | 38.97 | 39.97 |
| 279 | 1 | 37.38 | 38.38 |
| 280 | 1 | 59.59 | 60.59 |
| 281 | 1 | 48.91 | 49.91 |
| 282 | 1 | 49.83 | 50.83 |
| 283 | 1 | 59.02 | 60.02 |
| 284 | 1 | 34.23 | 35.23 |
| 286 | 1 | 33.88 | 34.88 |

|     |   |       |       |
|-----|---|-------|-------|
| 294 | 1 | 65.45 | 66.45 |
| 297 | 1 | 70.46 | 71.46 |
| 299 | 1 | 30.00 | 31.00 |
| 300 | 1 | 42.66 | 43.66 |
| 306 | 1 | 30.95 | 31.95 |
| 308 | 1 | 29.25 | 30.25 |
| 309 | 1 | 33.58 | 34.58 |
| 314 | 1 | 36.96 | 37.96 |
| 316 | 1 | 75.22 | 76.22 |
| 317 | 1 | 34.86 | 35.86 |
| 318 | 1 | 34.76 | 35.76 |
| 319 | 1 | 87.12 | 88.12 |
| 323 | 2 | -     |       |
| 330 | 1 | 49.99 | 50.99 |
| 332 | 1 | 33.05 | 34.05 |
| 333 | 1 | 27.55 | 28.55 |
| 345 | 1 | 29.74 | 30.74 |
| 347 | 1 | 37.45 | 38.45 |
| 356 | 1 | 55.29 | 56.29 |
| 361 | 1 | 53.68 | 54.68 |
| 362 | 1 | 22.00 | 23.00 |
| 363 | 1 | 38.57 | 39.57 |
| 378 | 1 | 43.32 | 44.32 |
| 381 | 1 | 36.96 | 37.96 |
| 390 | 1 | 25.03 | 26.03 |
| 391 | 1 | 52.18 | 53.18 |
| 402 | 1 | 67.37 | 68.37 |
| 403 | 1 | 79.88 | 80.88 |
| 404 | 1 | 53.83 | 54.83 |
| 413 | 1 | 35.33 | 36.33 |
| 414 | 1 | 51.76 | 52.76 |
| 415 | 1 | 66.69 | 67.69 |
| 423 | 1 | 37.53 | 38.53 |
| 424 | 1 | 45.95 | 46.95 |
| 432 | 1 | 43.56 | 44.56 |
| 435 | 1 | 32.12 | 33.12 |
| 441 | 1 | 38.55 | 39.55 |
| 447 | 1 | 47.84 | 48.84 |
| 458 | 1 | 64.78 | 65.78 |
| 463 | 1 | 40.31 | 41.31 |
| 465 | 1 | 47.35 | 48.35 |
| 466 | 1 | 40.59 | 41.59 |
| 473 | 1 | 33.65 | 34.65 |
| 477 | 1 | 29.20 | 30.20 |
| 480 | 1 | 35.19 | 36.19 |
| 482 | 1 | 48.92 | 49.92 |
| 484 | 1 | 35.12 | 36.12 |

|     |   |       |       |
|-----|---|-------|-------|
| 485 | 1 | 26.00 | 27.00 |
| 486 | 1 | 39.74 | 40.74 |
| 487 | 1 | 30.52 | 31.52 |
| 492 | 1 | 59.92 | 60.92 |
| 495 | 1 | 12.33 | 13.33 |
| 497 | 1 | 27.42 | 28.42 |
| 499 | 1 | 50.39 | 51.39 |
| 500 | 1 | 55.08 | 56.08 |
| 505 | 1 | 67.77 | 68.77 |
| 507 | 1 | 25.79 | 26.79 |
| 508 | 1 | 32.34 | 33.34 |
| 511 | 1 | 40.86 | 41.86 |
| 514 | 1 | 71.10 | 72.10 |
| 518 | 1 | 34.72 | 35.72 |
| 531 | 1 | 25.41 | 26.41 |
| 533 | 1 | 32.00 | 33.00 |
| 534 | 1 | 36.08 | 37.08 |
| 535 | 1 | 43.96 | 44.96 |
| 542 | 1 | 32.95 | 33.95 |
| 544 | 1 | 43.50 | 44.50 |
| 545 | 1 | 39.35 | 40.35 |
| 547 | 1 | 50.32 | 51.32 |
| 548 | 1 | 40.49 | 41.49 |
| 549 | 1 | 26.63 | 27.63 |
| 550 | 1 | 31.95 | 32.95 |
| 553 | 1 | 33.20 | 34.20 |
| 561 | 1 | 65.28 | 66.28 |
| 564 | 1 | 44.79 | 45.79 |
| 577 | 1 | 33.66 | 34.66 |
| 578 | 1 | 39.49 | 40.49 |
| 581 | 1 | 51.24 | 52.24 |
| 592 | 1 | 56.96 | 57.96 |
| 593 | 1 | 39.01 | 40.01 |
| 595 | 1 | 27.53 | 28.53 |
| 599 | 1 | 47.84 | 48.84 |
| 600 | 1 | 32.16 | 33.16 |
| 601 | 1 | 43.60 | 44.60 |
| 621 | 1 | 45.55 | 46.55 |
| 622 | 1 | 42.39 | 43.39 |
| 623 | 1 | 50.10 | 51.10 |
| 624 | 1 | 49.50 | 50.50 |
| 625 | 1 | 53.02 | 54.02 |
| 630 | 1 | 38.99 | 39.99 |
| 635 | 1 | 55.93 | 56.93 |
| 640 | 1 | 30.54 | 31.54 |
| 656 | 1 | 37.62 | 38.62 |
| 659 | 1 | 35.96 | 36.96 |

|     |   |       |       |
|-----|---|-------|-------|
| 671 | 1 | 36.13 | 37.13 |
| 676 | 1 | 42.85 | 43.85 |
| 682 | 1 | 35.18 | 36.18 |
| 690 | 1 | 26.52 | 27.52 |
| 695 | 1 | 92.90 | 93.90 |
| 696 | 1 | 94.00 | 95.00 |
| 698 | 1 | 31.58 | 32.58 |
| 700 | 1 | 23.14 | 24.14 |
| 701 | 1 | 75.00 | 76.00 |
| 704 | 1 | 36.53 | 37.53 |
| 706 | 1 | 66.75 | 67.75 |
| 707 | 1 | 25.72 | 26.72 |
| 709 | 1 | 43.56 | 44.56 |
| 712 | 1 | 41.35 | 42.35 |
| 716 | 1 | 36.43 | 37.43 |
| 717 | 1 | 29.42 | 30.42 |
| 719 | 1 | 26.91 | 27.91 |
| 720 | 1 | 26.35 | 27.35 |
| 721 | 1 | 27.31 | 28.31 |
| 726 | 1 | 28.25 | 29.25 |
| 727 | 1 | 27.46 | 28.46 |
| 728 | 1 | 28.39 | 29.39 |
| 738 | 1 | 35.31 | 36.31 |
| 739 | 1 | 37.35 | 38.35 |
| 740 | 1 | 36.41 | 37.41 |
| 741 | 1 | 41.32 | 42.32 |
| 742 | 1 | 46.04 | 47.04 |
| 743 | 1 | 38.56 | 39.56 |
| 745 | 1 | 23.95 | 24.95 |
| 748 | 1 | 30.78 | 31.78 |
| 750 | 1 | 36.48 | 37.48 |
| 756 | 1 | 47.97 | 48.97 |
| 761 | 1 | 48.09 | 49.09 |
| 763 | 1 | 16.00 | 17.00 |
| 768 | 1 | 48.74 | 49.74 |
| 771 | 1 | 62.32 | 63.32 |
| 775 | 1 | 36.11 | 37.11 |
| 777 | 1 | 59.85 | 60.85 |
| 786 | 1 | 51.10 | 52.10 |
| 787 | 1 | 42.93 | 43.93 |
| 801 | 1 | 57.95 | 58.95 |
| 803 | 1 | 50.03 | 51.03 |
| 811 | 1 | 37.09 | 38.09 |
| 813 | 1 | 52.66 | 53.66 |
| 815 | 2 | -     |       |
| 818 | 1 | 37.16 | 38.16 |
| 820 | 1 | 55.49 | 56.49 |

|      |   |       |       |
|------|---|-------|-------|
| 821  | 1 | 32.21 | 33.21 |
| 829  | 1 | 50.07 | 51.07 |
| 831  | 1 | 33.60 | 34.60 |
| 832  | 1 | 30.20 | 31.20 |
| 833  | 1 | 30.93 | 31.93 |
| 834  | 1 | 36.31 | 37.31 |
| 836  | 1 | 77.20 | 78.20 |
| 837  | 1 | 47.87 | 48.87 |
| 840  | 1 | 44.05 | 45.05 |
| 846  | 1 | 58.14 | 59.14 |
| 850  | 1 | 4.00  | 5.00  |
| 852  | 1 | 67.83 | 68.83 |
| 857  | 1 | 45.47 | 46.47 |
| 858  | 1 | 56.87 | 57.87 |
| 861  | 1 | 50.16 | 51.16 |
| 876  | 1 | 26.03 | 27.03 |
| 877  | 1 | 32.54 | 33.54 |
| 879  | 1 | 31.78 | 32.78 |
| 881  | 1 | 33.06 | 34.06 |
| 882  | 1 | 33.07 | 34.07 |
| 883  | 1 | 29.39 | 30.39 |
| 885  | 1 | 18.55 | 19.55 |
| 891  | 1 | 51.96 | 52.96 |
| 911  | 1 | 38.17 | 39.17 |
| 912  | 1 | 36.21 | 37.21 |
| 914  | 1 | 28.99 | 29.99 |
| 2071 | 1 | 18.33 | 19.33 |
| 2125 | 1 | 23.79 | 24.79 |
| 2134 | 1 | 5.00  | 6.00  |
| 2135 | 1 | 56.88 | 57.88 |
| 2137 | 1 | 46.85 | 47.85 |
| 2142 | 1 | 33.88 | 34.88 |
| 2143 | 1 | 57.34 | 58.34 |
| 2144 | 1 | 39.29 | 40.29 |
| 2149 | 1 | 36.36 | 37.36 |
| 2154 | 1 | 87.68 | 88.68 |
| 2155 | 1 | 33.76 | 34.76 |
| 2159 | 1 | 65.25 | 66.25 |
| 2164 | 1 | 39.71 | 40.71 |
| 2165 | 1 | 40.73 | 41.73 |
| 2167 | 1 | 14.63 | 15.63 |
| 2168 | 1 | 45.95 | 46.95 |
| 2169 | 1 | 67.80 | 68.80 |
| 2170 | 1 | 48.22 | 49.22 |
| 2171 | 1 | 36.74 | 37.74 |
| 2172 | 1 | 40.67 | 41.67 |
| 2174 | 1 | 40.02 | 41.02 |

|      |   |       |       |
|------|---|-------|-------|
| 2176 | 1 | 56.68 | 57.68 |
| 2180 | 1 | 52.51 | 53.51 |
| 2184 | 1 | 45.82 | 46.82 |
| 2190 | 1 | 66.64 | 67.64 |
| 2198 | 1 | 54.34 | 55.34 |
| 2215 | 1 | 47.65 | 48.65 |
| 2310 | 1 | 19.25 | 20.25 |
| 2311 | 1 | 16.00 | 17.00 |
| 2342 | 1 | 41.05 | 42.05 |
| 2358 | 1 | 57.19 | 58.19 |
| 2364 | 1 | 39.03 | 40.03 |
| 2365 | 1 | 53.29 | 54.29 |
| 2396 | 1 | 39.71 | 40.71 |
| 2397 | 1 | 54.65 | 55.65 |
| 2448 | 1 | 58.18 | 59.18 |
| 2527 | 1 | 66.10 | 67.10 |
| 2534 | 1 | 62.49 | 63.49 |
| 2536 | 1 | 47.84 | 48.84 |
| 2580 | 1 | 15.02 | 16.02 |
| 2609 | 1 | 17.68 | 18.68 |
| 2683 | 1 | 61.71 | 62.71 |
| 2687 | 1 | 18.78 | 19.78 |
| 2689 | 1 | 25.31 | 26.31 |
| 2711 | 1 | 43.25 | 44.25 |
| 2752 | 1 | 44.71 | 45.71 |
| 2753 | 1 | 33.43 | 34.43 |
| 2754 | 1 | 47.05 | 48.05 |
| 2759 | 1 | -     |       |
| 2769 | 1 | 31.69 | 32.69 |
| 2805 | 1 | 48.65 | 49.65 |
| 2835 | 1 | 37.79 | 38.79 |
| 2853 | 1 | 44.42 | 45.42 |
| 2854 | 1 | 25.47 | 26.47 |
| 2856 | 1 | 72.49 | 73.49 |
| 2859 | 1 | 35.87 | 36.87 |
| 2860 | 1 | 56.04 | 57.04 |
| 2884 | 1 | 75.02 | 76.02 |
| 2886 | 1 | 55.25 | 56.25 |
| 2888 | 1 | 56.30 | 57.30 |
| 2889 | 1 | 23.03 | 24.03 |
| 2890 | 1 | 68.91 | 69.91 |
| 2895 | 1 | 45.39 | 46.39 |
| 2897 | 1 | 30.71 | 31.71 |
| 2898 | 1 | 63.71 | 64.71 |
| 2899 | 1 | 53.00 | 54.00 |
| 2902 | 1 | 76.01 | 77.01 |
| 2903 | 1 | 49.45 | 50.45 |

|      |   |       |       |
|------|---|-------|-------|
| 2904 | 1 | 44.23 | 45.23 |
| 2905 | 1 | 36.83 | 37.83 |
| 2906 | 1 | 59.12 | 60.12 |
| 2907 | 1 | 68.01 | 69.01 |
| 2908 | 1 | 56.92 | 57.92 |

18-19 = 16-17 plus 2

End of Worksheet

## 2018 Est ANTC from Department of Revenue files. February, 2019 Forecast

ANTC = Adjusted Net Tax Capacity

| MDE | School District                           | Ag Modified 2018 Est. ANTC | 1B flag |
|-----|---|----------------------------|---------|
| 1   | Aitkin                                    | 17,640,858                 | 1       |
| 1.2 | Minneapolis Special School District #1    | 659,303,076                | -       |
| 2   | Hill City                                 | 1,393,247                  | 1       |
| 4   | McGregor                                  | 9,320,379                  | 1       |
| 6   | South St. Paul Special School District #6 | 21,198,171                 | 1       |
| 11  | Anoka                                     | 277,606,547                | -       |
| 12  | Centennial                                | 41,147,797                 | 1       |
| 13  | Columbia Heights                          | 27,090,731                 | 1       |
| 14  | Fridley                                   | 18,205,935                 | 1       |
| 15  | Saint Francis                             | 36,402,855                 | 1       |
| 16  | Spring Lake Park                          | 49,373,116                 | 1       |
| 22  | Detroit Lakes                             | 28,438,486                 | 1       |
| 23  | Frazee-Vergas                             | 8,492,229                  | 1       |
| 25  | Pine Point                                |                            | 1       |
| 31  | Bemidji                                   | 38,759,251                 | 1       |
| 32  | Blackduck                                 | 3,283,027                  | 1       |
| 36  | Kelliher                                  | 1,101,235                  | 1       |
| 38  | Red Lake                                  | 15,133                     | 1       |
| 47  | Sauk Rapids                               | 21,418,061                 | 1       |
| 51  | Foley                                     | 6,791,637                  | 1       |
| 75  | St. Clair                                 | 3,598,505                  | 1       |
| 77  | Mankato                                   | 76,780,324                 | 1       |
| 81  | Comfrey                                   | 2,341,866                  | 1       |
| 84  | Sleepy Eye                                | 6,128,302                  | 1       |
| 85  | Springfield                               | 3,909,010                  | 1       |
| 88  | New Ulm                                   | 20,026,698                 | 1       |
| 91  | Barnum                                    | 3,278,149                  | 1       |
| 93  | Carlton                                   | 5,274,294                  | 1       |
| 94  | Cloquet                                   | 11,777,892                 | 1       |
| 95  | Cromwell                                  | 2,102,010                  | 1       |
| 97  | Moose Lake                                | 4,841,582                  | 1       |
| 99  | Esko                                      | 6,440,031                  | 1       |
| 100 | Wrenshall                                 | 3,658,757                  | 1       |
| 108 | Central                                   | 9,904,052                  | 1       |
| 110 | Waconia                                   | 31,072,173                 | 1       |
| 111 | Watertown-Mayer                           | 13,311,435                 | 1       |
| 112 | Eastern Carver County                     | 94,297,253                 | -       |
| 113 | Walker-Hackensack-Akeley                  | 22,130,805                 | 1       |
| 115 | Cass Lake-Bena                            | 8,911,541                  | 1       |
| 116 | Pillager                                  | 11,798,148                 | 1       |
| 118 | Northland Community                       | 16,743,366                 | 1       |
| 129 | Montevideo                                | 6,380,847                  | 1       |
| 138 | North Branch                              | 19,829,721                 | 1       |
| 139 | Rush City                                 | 5,422,644                  | 1       |
| 146 | Barnesville                               | 6,266,868                  | 1       |
| 150 | Hawley                                    | 4,949,610                  | 1       |

|     |                                     |  |             |   |
|-----|-------------------------------------|--|-------------|---|
| 152 | Moorhead                            |  | 43,086,632  | 1 |
| 162 | Bagley                              |  | 5,237,152   | 1 |
| 166 | Cook County                         |  | 16,563,548  | 1 |
| 173 | Mountain Lake                       |  | 4,261,871   | 1 |
| 177 | Windom                              |  | 7,948,667   | 1 |
| 181 | Brainerd                            |  | 60,659,846  | 1 |
| 182 | Crosby-Ironton                      |  | 21,877,081  | 1 |
| 186 | Pequot Lakes                        |  | 36,419,748  | 1 |
| 191 | Burnsville                          |  | 93,896,809  | - |
| 192 | Farmington                          |  | 40,051,799  | 1 |
| 194 | Lakeville                           |  | 94,442,622  | - |
| 195 | Randolph                            |  | 4,775,914   | 1 |
| 196 | Rosemount-Apple Valley-Eagan        |  | 217,195,772 | - |
| 197 | West St. Paul-Mendota Heights-Eagan |  | 80,316,258  | 1 |
| 199 | Inver Grove Heights                 |  | 35,356,117  | 1 |
| 200 | Hastings                            |  | 40,646,232  | 1 |
| 203 | Hayfield                            |  | 6,277,562   | 1 |
| 204 | Kasson-Mantorville                  |  | 9,094,569   | 1 |
| 206 | Alexandria                          |  | 48,799,720  | 1 |
| 213 | Osakis                              |  | 4,492,784   | 1 |
| 227 | Chatfield                           |  | 5,880,631   | 1 |
| 229 | Lanesboro                           |  | 2,553,858   | 1 |
| 238 | Mabel-Canton                        |  | 2,478,935   | 1 |
| 239 | Rushford-Peterson                   |  | 4,498,897   | 1 |
| 241 | Albert Lea                          |  | 18,945,606  | 1 |
| 242 | Alden-Conger                        |  | 1,995,263   | 1 |
| 252 | Cannon Falls                        |  | 10,189,667  | 1 |
| 253 | Goodhue                             |  | 3,877,741   | 1 |
| 255 | Pine Island                         |  | 7,719,950   | 1 |
| 256 | Red Wing                            |  | 38,426,424  | 1 |
| 261 | Ashby                               |  | 2,143,534   | 1 |
| 264 | Herman-Norcross                     |  | 2,944,714   | 1 |
| 270 | Hopkins                             |  | 133,294,444 | - |
| 271 | Bloomington                         |  | 152,311,204 | - |
| 272 | Eden Prairie                        |  | 119,898,561 | - |
| 273 | Edina                               |  | 117,108,291 | - |
| 276 | Minnetonka                          |  | 106,550,261 | - |
| 277 | Westonka                            |  | 46,629,257  | 1 |
| 278 | Orono                               |  | 42,812,598  | 1 |
| 279 | Osseo                               |  | 207,799,492 | - |
| 280 | Richfield                           |  | 61,726,980  | 1 |
| 281 | Robbinsdale                         |  | 121,695,698 | - |
| 282 | St. Anthony-New Brighton            |  | 12,684,049  | 1 |
| 283 | St. Louis Park                      |  | 75,092,440  | 1 |
| 284 | Wayzata                             |  | 161,238,169 | - |
| 286 | Brooklyn Center                     |  | 9,263,852   | 1 |
| 294 | Houston                             |  | 2,763,561   | 1 |
| 297 | Spring Grove                        |  | 1,754,260   | 1 |
| 299 | Caledonia                           |  | 4,920,835   | 1 |
| 300 | La Crescent-Hokah                   |  | 8,096,671   | 1 |

|     |                                       |  |            |   |
|-----|---------------------------------------|--|------------|---|
| 306 | Laporte                               |  | 2,966,503  | 1 |
| 308 | Nevis                                 |  | 6,506,837  | 1 |
| 309 | Park Rapids                           |  | 22,620,826 | 1 |
| 314 | Braham                                |  | 4,172,878  | 1 |
| 316 | Greenway                              |  | 7,268,350  | 1 |
| 317 | Deer River                            |  | 8,077,393  | 1 |
| 318 | Grand Rapids                          |  | 44,809,979 | 1 |
| 319 | Nashwauk-Keewatin                     |  | 3,685,382  | 1 |
| 323 | Franconia Common School District #323 |  | 305,335    | 1 |
| 330 | Heron Lake-Okabena                    |  | 3,817,041  | 1 |
| 332 | Mora                                  |  | 8,092,496  | 1 |
| 333 | Ogilvie                               |  | 2,557,926  | 1 |
| 345 | New London-Spicer                     |  | 15,138,734 | 1 |
| 347 | Willmar                               |  | 22,945,307 | 1 |
| 356 | Lancaster                             |  | 1,212,169  | 1 |
| 361 | International Falls                   |  | 8,393,688  | 1 |
| 362 | Littlefork-Big Falls                  |  | 1,571,324  | 1 |
| 363 | South Koochiching                     |  | 1,679,655  | 1 |
| 378 | Dawson-Boyd                           |  | 4,733,769  | 1 |
| 381 | Lake Superior                         |  | 23,795,304 | 1 |
| 390 | Lake of the Woods                     |  | 5,109,867  | 1 |
| 391 | Cleveland                             |  | 4,740,052  | 1 |
| 402 | Hendricks                             |  | 1,640,143  | 1 |
| 403 | Ivanhoe                               |  | 2,139,522  | 1 |
| 404 | Lake Benton                           |  | 3,216,397  | 1 |
| 413 | Marshall                              |  | 16,035,099 | 1 |
| 414 | Minneota                              |  | 3,534,539  | 1 |
| 415 | Lynd                                  |  | 1,739,458  | 1 |
| 423 | Hutchinson                            |  | 16,892,426 | 1 |
| 424 | Lester Prairie                        |  | 2,702,607  | 1 |
| 432 | Mahnomen                              |  | 2,724,380  | 1 |
| 435 | Waubun-Ogema-White Earth              |  | 4,665,873  | 1 |
| 441 | Marshall County Central               |  | 4,032,718  | 1 |
| 447 | Grygla                                |  | 1,207,544  | 1 |
| 458 | Truman                                |  | 3,643,499  | 1 |
| 463 | Eden Valley-Watkins                   |  | 5,253,333  | 1 |
| 465 | Litchfield                            |  | 11,237,541 | 1 |
| 466 | Dassel-Cokato                         |  | 10,496,478 | 1 |
| 473 | Isle                                  |  | 6,015,344  | 1 |
| 477 | Princeton                             |  | 17,862,177 | 1 |
| 480 | Onamia                                |  | 7,344,917  | 1 |
| 482 | Little Falls                          |  | 13,754,284 | 1 |
| 484 | Pierz                                 |  | 4,494,156  | 1 |
| 485 | Royalton                              |  | 3,549,793  | 1 |
| 486 | Swanville                             |  | 2,252,242  | 1 |
| 487 | Upsala                                |  | 1,583,767  | 1 |
| 492 | Austin                                |  | 17,395,600 | 1 |
| 495 | Grand Meadow                          |  | 2,841,752  | 1 |
| 497 | Lyle                                  |  | 1,476,875  | 1 |
| 499 | Leroy-Ostrander                       |  | 3,073,736  | 1 |

|     |                                  |  |             |   |
|-----|----------------------------------|--|-------------|---|
| 500 | Southland                        |  | 5,572,399   | 1 |
| 505 | Fulda                            |  | 4,765,956   | 1 |
| 507 | Nicollet                         |  | 3,848,391   | 1 |
| 508 | St. Peter                        |  | 12,237,705  | 1 |
| 511 | Adrian                           |  | 4,852,177   | 1 |
| 514 | Ellsworth                        |  | 2,060,550   | 1 |
| 518 | Worthington                      |  | 16,266,204  | 1 |
| 531 | Byron                            |  | 9,929,801   | 1 |
| 533 | Dover-Eyota                      |  | 4,481,004   | 1 |
| 534 | Stewartville                     |  | 10,125,052  | 1 |
| 535 | Rochester                        |  | 182,209,301 | - |
| 542 | Battle Lake                      |  | 13,777,672  | 1 |
| 544 | Fergus Falls                     |  | 20,949,326  | 1 |
| 545 | Henning                          |  | 4,559,676   | 1 |
| 547 | Parkers Prairie                  |  | 3,778,201   | 1 |
| 548 | Pelican Rapids                   |  | 18,786,611  | 1 |
| 549 | Perham-Dent                      |  | 22,313,434  | 1 |
| 550 | Underwood                        |  | 3,298,386   | 1 |
| 553 | New York Mills                   |  | 3,290,202   | 1 |
| 561 | Goodridge                        |  | 1,368,673   | 1 |
| 564 | Thief River Falls                |  | 12,602,181  | 1 |
| 577 | Willow River                     |  | 3,743,610   | 1 |
| 578 | Pine City                        |  | 9,655,545   | 1 |
| 581 | Edgerton                         |  | 3,017,604   | 1 |
| 592 | Climax-Shelly                    |  | 1,698,135   | 1 |
| 593 | Crookston                        |  | 8,693,842   | 1 |
| 595 | East Grand Forks                 |  | 11,799,049  | 1 |
| 599 | Fertile-Beltrami                 |  | 4,414,744   | 1 |
| 600 | Fisher                           |  | 2,130,229   | 1 |
| 601 | Fosston                          |  | 3,590,106   | 1 |
| 621 | Mounds View                      |  | 116,252,483 | - |
| 622 | North St. Paul-Maplewood-Oakdale |  | 103,095,879 | - |
| 623 | Roseville                        |  | 78,152,121  | - |
| 624 | White Bear Lake                  |  | 93,717,329  | - |
| 625 | St. Paul                         |  | 334,315,642 | - |
| 630 | Red Lake Falls                   |  | 1,477,590   | 1 |
| 635 | Milroy                           |  | 2,005,713   | 1 |
| 640 | Wabasso                          |  | 4,689,631   | 1 |
| 656 | Faribault                        |  | 30,940,104  | 1 |
| 659 | Northfield                       |  | 30,228,908  | 1 |
| 671 | Hills-Beaver Creek               |  | 4,171,481   | 1 |
| 676 | Badger                           |  | 734,069     | 1 |
| 682 | Roseau                           |  | 5,120,205   | 1 |
| 690 | Warroad                          |  | 5,315,302   | 1 |
| 695 | Chisholm                         |  | 2,976,960   | 1 |
| 696 | Ely                              |  | 7,316,527   | 1 |
| 698 | Floodwood                        |  | 5,247,801   | 1 |
| 700 | Hermantown                       |  | 19,468,412  | 1 |
| 701 | Hibbing                          |  | 11,745,818  | 1 |
| 704 | Proctor                          |  | 13,380,880  | 1 |

|     |                                       |  |             |   |
|-----|---------------------------------------|--|-------------|---|
| 706 | Virginia                              |  | 6,919,906   | 1 |
| 707 | Nett Lake                             |  | 118,894     | 1 |
| 709 | Duluth                                |  | 94,173,341  | - |
| 712 | Mountain Iron-Buhl                    |  | 4,157,221   | 1 |
| 716 | Belle Plaine                          |  | 11,634,237  | 1 |
| 717 | Jordan                                |  | 13,755,010  | 1 |
| 719 | Prior Lake-Savage                     |  | 68,286,365  | 1 |
| 720 | Shakopee                              |  | 65,672,986  | 1 |
| 721 | New Prague                            |  | 25,758,110  | 1 |
| 726 | Becker                                |  | 26,702,749  | 1 |
| 727 | Big Lake                              |  | 17,877,992  | 1 |
| 728 | Elk River                             |  | 89,831,282  | - |
| 738 | Holdingford                           |  | 4,249,711   | 1 |
| 739 | Kimball                               |  | 5,424,185   | 1 |
| 740 | Melrose                               |  | 8,511,587   | 1 |
| 741 | Paynesville                           |  | 7,809,601   | 1 |
| 742 | St. Cloud                             |  | 91,239,797  | - |
| 743 | Sauk Centre                           |  | 9,282,389   | 1 |
| 745 | Albany                                |  | 9,920,982   | 1 |
| 748 | Sartell-St. Stephen                   |  | 18,579,227  | 1 |
| 750 | Rocori                                |  | 16,067,158  | 1 |
| 756 | Blooming Prairie                      |  | 4,945,987   | 1 |
| 761 | Owatonna                              |  | 29,362,534  | 1 |
| 763 | Medford                               |  | 3,581,626   | 1 |
| 768 | Hancock                               |  | 1,975,200   | 1 |
| 771 | Chokio-Alberta                        |  | 3,717,593   | 1 |
| 775 | Kerkhoven-Murdock-Sunburg             |  | 5,095,863   | 1 |
| 777 | Benson                                |  | 8,480,905   | 1 |
| 786 | Bertha-Hewitt                         |  | 1,605,396   | 1 |
| 787 | Browerville                           |  | 2,234,745   | 1 |
| 801 | Browns Valley                         |  | 966,351     | 1 |
| 803 | Wheaton                               |  | 5,288,860   | 1 |
| 811 | Wabasha-Kellogg                       |  | 6,455,381   | 1 |
| 813 | Lake City                             |  | 11,344,904  | 1 |
| 815 | Prinsburg Common School District #815 |  | 935,645     | 1 |
| 818 | Verndale                              |  | 1,433,409   | 1 |
| 820 | Sebeka                                |  | 2,794,003   | 1 |
| 821 | Menahga                               |  | 3,611,949   | 1 |
| 829 | Waseca                                |  | 9,984,657   | 1 |
| 831 | Forest Lake                           |  | 64,588,902  | 1 |
| 832 | Mahtomedi                             |  | 25,948,249  | 1 |
| 833 | South Washington County               |  | 133,737,765 | - |
| 834 | Stillwater                            |  | 111,797,556 | - |
| 836 | Butterfield                           |  | 1,909,533   | 1 |
| 837 | Madelia                               |  | 4,257,003   | 1 |
| 840 | St. James                             |  | 5,931,032   | 1 |
| 846 | Breckenridge                          |  | 6,509,910   | 1 |
| 850 | Rothsay                               |  | 2,161,600   | 1 |
| 852 | Campbell-Tintah                       |  | 3,941,896   | 1 |
| 857 | Lewiston-Altura                       |  | 4,574,145   | 1 |

|      |                                |  |            |   |
|------|--------------------------------|--|------------|---|
| 858  | St. Charles                    |  | 5,662,724  | 1 |
| 861  | Winona                         |  | 33,535,779 | 1 |
| 876  | Annandale                      |  | 17,795,867 | 1 |
| 877  | Buffalo-Hanover-Montrose       |  | 37,429,150 | 1 |
| 879  | Delano                         |  | 16,450,691 | 1 |
| 881  | Maple Lake                     |  | 6,071,659  | 1 |
| 882  | Monticello                     |  | 40,885,140 | 1 |
| 883  | Rockford                       |  | 12,467,788 | 1 |
| 885  | St. Michael-Albertville        |  | 24,179,291 | 1 |
| 891  | Canby                          |  | 4,643,872  | 1 |
| 911  | Cambridge-Isanti               |  | 25,516,068 | 1 |
| 912  | Milaca                         |  | 7,646,150  | 1 |
| 914  | Ulen-Hitterdal                 |  | 2,706,520  | 1 |
| 2071 | Lake Crystal-Wellcome Memorial |  | 8,821,693  | 1 |
| 2125 | Triton                         |  | 8,469,549  | 1 |
| 2134 | United South Central           |  | 8,102,181  | 1 |
| 2135 | Maple River                    |  | 8,080,601  | 1 |
| 2137 | Kingsland                      |  | 5,755,666  | 1 |
| 2142 | St. Louis County               |  | 36,065,941 | 1 |
| 2143 | Waterville-Elysian-Morristown  |  | 8,136,368  | 1 |
| 2144 | Chisago Lakes                  |  | 24,631,043 | 1 |
| 2149 | Minnewaska                     |  | 13,852,761 | 1 |
| 2154 | Eveleth-Gilbert                |  | 6,051,219  | 1 |
| 2155 | Wadena-Deer Creek              |  | 4,623,906  | 1 |
| 2159 | Buffalo Lake-Hector-Stewart    |  | 7,029,423  | 1 |
| 2164 | Dilworth-Glyndon-Felton        |  | 7,508,033  | 1 |
| 2165 | Hinckley-Finlayson             |  | 7,713,816  | 1 |
| 2167 | Lakeview                       |  | 4,677,286  | 1 |
| 2168 | NRHEG                          |  | 7,632,910  | 1 |
| 2169 | Murray County Central          |  | 7,939,068  | 1 |
| 2170 | Staples-Motley                 |  | 10,657,082 | 1 |
| 2171 | Kittson Central                |  | 7,646,940  | 1 |
| 2172 | Kenyon-Wanamingo               |  | 7,201,335  | 1 |
| 2174 | Pine River-Backus              |  | 15,713,658 | 1 |
| 2176 | Warren-Alvarado-Olso           |  | 5,724,113  | 1 |
| 2180 | MACCRAY                        |  | 7,875,971  | 1 |
| 2184 | Luverne                        |  | 10,730,047 | 1 |
| 2190 | Yellow Medicine East           |  | 10,189,754 | 1 |
| 2198 | Fillmore Central               |  | 5,899,934  | 1 |
| 2215 | Norman County East             |  | 2,514,598  | 1 |
| 2310 | Sibley East                    |  | 8,511,830  | 1 |
| 2311 | Clearbrook-Gonvick             |  | 9,183,134  | 1 |
| 2342 | West Central Area              |  | 8,392,678  | 1 |
| 2358 | Tri-County                     |  | 2,135,973  | 1 |
| 2364 | Belgrade-Brooten-Elrosa        |  | 5,261,468  | 1 |
| 2365 | G.F.W.                         |  | 10,245,648 | 1 |
| 2396 | A.C.G.C.                       |  | 9,511,813  | 1 |
| 2397 | Le Sueur-Henderson             |  | 8,293,187  | 1 |
| 2448 | Martin County West             |  | 9,160,908  | 1 |
| 2527 | Norman County West             |  | 2,220,285  | 1 |

|       |                                 |  |               |     |
|-------|---------------------------------|--|---------------|-----|
| 2534  | Bird Island-Olivia-Lake Lillian |  | 7,133,201     | 1   |
| 2536  | Granada Huntley-East Chain      |  | 4,160,115     | 1   |
| 2580  | East Central                    |  | 5,808,777     | 1   |
| 2609  | Win-E-Mac                       |  | 4,695,103     | 1   |
| 2683  | Greenbush-Middle River          |  | 2,362,912     | 1   |
| 2687  | Howard Lake-Waverly-Winsted     |  | 9,088,134     | 1   |
| 2689  | Pipestone Area                  |  | 10,932,437    | 1   |
| 2711  | Mesabi East                     |  | 7,124,678     | 1   |
| 2752  | Fairmont Area                   |  | 14,148,299    | 1   |
| 2753  | Long Prairie-Grey Eagle         |  | 6,446,556     | 1   |
| 2754  | Cedar Mountain                  |  | 4,608,465     | 1   |
| 2759  | Eagle Valley                    |  | -             | 1   |
| 2769  | Morris Area                     |  | 7,809,938     | 1   |
| 2805  | Zumbrota-Mazeppa                |  | 8,403,351     | 1   |
| 2835  | Janesville-Waldorf-Pemberton    |  | 6,838,248     | 1   |
| 2853  | Lac qui Parle Valley            |  | 10,484,382    | 1   |
| 2854  | Ada-Borup                       |  | 4,111,331     | 1   |
| 2856  | Stephen-Argyle Central          |  | 5,834,481     | 1   |
| 2859  | Glencoe-Silver Lake             |  | 12,640,555    | 1   |
| 2860  | Blue Earth Area                 |  | 11,136,594    | 1   |
| 2884  | Red Rock Central                |  | 7,364,455     | 1   |
| 2886  | Glenville-Emmons                |  | 3,848,790     | 1   |
| 2888  | Clinton-Graceville-Beardsley    |  | 6,687,224     | 1   |
| 2889  | Lake Park-Audubon               |  | 13,720,959    | 1   |
| 2890  | Renville County West            |  | 7,120,472     | 1   |
| 2895  | Jackson County Central          |  | 13,916,660    | 1   |
| 2897  | Redwood Area                    |  | 8,878,028     | 1   |
| 2898  | Westbrook-Walnut Grove          |  | 5,564,206     | 1   |
| 2899  | Plainview-Elgin-Milville        |  | 8,953,408     | 1   |
| 2902  | RTR                             |  | 5,123,131     | 1   |
| 2903  | Ortonville                      |  | 4,475,018     | 1   |
| 2904  | Tracy Area                      |  | 9,008,674     | 1   |
| 2905  | Tri-City United                 |  | 13,614,920    | 1   |
| 2906  | Red Lake County Central         |  | 4,994,083     | 1   |
| 2907  | Round Lake-Brewster             |  | 3,934,822     | 1   |
| 2908  | Brandon-Evansville              |  | 5,180,079     | 1   |
| Total |                                 |  | 7,582,480,172 | 307 |

## Statewide ANTC / PU calculations

| Revenue Year                       | FY 2018       | FY 2019       | FY 2020       |
|------------------------------------|---------------|---------------|---------------|
| Data Year                          | 2015          | 2016          | 2017          |
| Three year prior Ag. Modified ANTC | 6,376,110,175 | 6,710,027,838 | 7,124,855,434 |
| Three year prior APU               | 864,732.67    | 869,352.66    | 876,965.94    |
| State average ANTC / APU           | 7,373.50      | 7,718.41      | 8,124.44      |
| Percent change                     |               | 4.7%          | 5.3%          |
| End of worksheet                   |               |               |               |

| FY 2021<br>2018 | FY 2022<br>2019 | FY 2023<br>2020 | FY 2024<br>2021 | FY 2025<br>2022 | FY 2026<br>2023 |
|-----------------|-----------------|-----------------|-----------------|-----------------|-----------------|
| 7,582,480,172   | 8,037,428,983   | 8,479,487,577   | 8,818,667,080   | 9,171,413,763   | 9,538,270,314   |
| 882,567.00      | 887,036.00      | 888,448.00      |                 |                 |                 |
| 8,591.39        | 9,061.00        | 9,544.16        | 9,926.00        | 10,323.00       | 10,736.00       |
| 5.7%            | 5.5%            | 5.3%            |                 |                 |                 |

| FY 2027<br>2024 | FY 2028<br>2025 | FY 2029<br>2026 |
|-----------------|-----------------|-----------------|
| 9,919,801,126   | 10,316,593,171  | 10,729,256,898  |
| 11,165.00       | 11,612.00       | 12,076.00       |

for MDE administrative use only: Cut and paste entered data to master spreadsheet

**FY 2021 Data**

| check            | dist | name                          | Pre-K APUs added | building age entered | building age prepop | building age change | Line 13 debt excess | Line 17 New IAQFAA bonds | Line 18 IAQFAA PAYGO | Line 20a Pre-K bonds | Line 20b Pre-K PAYGO | Line 23 debt excess | Line 26 1A Alt Fac PAYGO | Line 27 1B H&S PAYGO | Line 31 Underlevy | Line 33 Intermediate/Coop | Line 50 - "other" debt | FY 2019 Revised Line 18 IAQFAA PAYGO | FY 2019 Revised Line 26 1A Alt Fac PAYGO | FY 2020 Revised Line 18 IAQFAA PAYGO | FY 2020 Revised Line 26 1A Alt Fac PAYGO | FY 2022 Revised Line 18 IAQFAA PAYGO | FY 2022 Revised Line 26 1A Alt Fac PAYGO | FY 2023 Revised Line 18 IAQFAA PAYGO | FY 2023 Revised Line 26 1A Alt Fac PAYGO | pad |   |
|------------------|------|-------------------------------|------------------|----------------------|---------------------|---------------------|---------------------|--------------------------|----------------------|----------------------|----------------------|---------------------|--------------------------|----------------------|-------------------|---------------------------|------------------------|--------------------------------------|--|--------------------------------------|--|--------------------------------------|--|--------------------------------------|--|-----|---|
| 1                | 162  | Bagley Public School District | -                | 36.89                | 36.89               | -                   | -                   | -                        | -                    | -                    | -                    | -                   | -                        | -                    | -                 | -                         | -                      | -                                    | -  | -                                    | -  | -                                    | -  | -                                    | -  | -   | - |
| End of Worksheet |      |                               |                  |                      |                     |                     |                     |                          |                      |                      |                      |                     |                          |                      |                   |                           |                        |                                      |  |                                      |  |                                      |  |                                      |  |     |   |

## Version List

| <b>date</b>  | <b>version</b> | <b>tab</b> |
|--------------|----------------|------------|
| May 15, 2019 | V1             | all        |

End of Worksheet

**notes**

Updated bond information as of May 15, 2019

Updated ANTC, APU, and building age information as of  
February, 2019 Forecast

Certified LLC data for taxes payable 2019



Division of School Finance  
1500 Highway 36 West  
Roseville, MN 55113-4266

Long-Term Facility Maintenance Ten-Year Expenditure Application (LTFM) - Fund 01 and Fund 06 Projects Only

ED - 02478-05

**Instructions:** Enter estimated, allowable LTFM expenditures (Fund 01 and/or Fund 06 only) under Minnesota Statutes, section 123B.595, subdivision 10. Enter by Uniform Financial and Accounting Reporting Standards (UFARS) finance code and by fiscal year in the cells provided.

| District Info.         | Enter Information      | District Info. | Enter Information       |
|------------------------|------------------------|----------------|-------------------------|
| District Name:         | Bagley School District | Date:          | 7/15/2019               |
| District Number:       | 162                    | Email:         | eheise@bagley.k12.mn.us |
| District Contact Name: | Eric Heise             |                |                         |
| Contact Phone #        | 218-694-6184           |                |                         |

|   |  | Fiscal Year (FY) Ending June 30 |                  |                  |                  |                  |                  |                  |                 |                 |                 |                 |
|---|--|---------------------------------|------------------|------------------|------------------|------------------|------------------|------------------|-----------------|-----------------|-----------------|-----------------|
| Expenditure Categories  |  | 2019                            | 2020             | 2021             | 2022             | 2023             | 2024             | 2025             | 2026            | 2027            | 2028            | 2029            |
| <b>Health and Safety - this section excludes project costs in Category 2 of \$100,000 or more for which additional revenue is requested for Finance Codes 358, 363 and 366.</b> |  |                                 |                  |                  |                  |                  |                  |                  |                 |                 |                 |                 |
| <b>Finance Code</b>   | <b>Category (1)</b>  |                                 |                  |                  |                  |                  |                  |                  |                 |                 |                 |                 |
| 347   | Physical Hazards   | \$7,693                         | \$6,444          | \$6,508          | \$6,573          | \$6,639          | \$6,705          | \$6,772          | \$6,840         | \$6,909         | \$6,978         | \$7,047         |
| 349   | Other Hazardous Materials  | \$0                             | \$600            | \$600            | \$600            | \$600            | \$600            | \$600            | \$600           | \$600           | \$600           | \$600           |
| 352   | Environmental Health and Safety Management   | \$7,535                         | \$11,110         | \$11,221         | \$11,333         | \$11,447         | \$11,561         | \$11,677         | \$11,793        | \$11,911        | \$12,031        | \$12,151        |
| 358   | Asbestos Removal and Encapsulation   | \$0                             | \$5,250          | \$5,513          | \$0              | \$0              | \$0              | \$0              | \$0             | \$0             | \$0             | \$0             |
| 363   | Fire Safety  | \$7,952                         | \$10,419         | \$10,523         | \$10,628         | \$10,735         | \$10,842         | \$10,950         | \$11,060        | \$11,171        | \$11,282        | \$11,395        |
| 366   | Indoor Air Quality   | \$0                             | \$0              | \$0              | \$0              | \$0              | \$0              | \$0              | \$0             | \$0             | \$0             | \$0             |
|   | <b>Total Health and Safety Capital Projects</b>  | <b>\$23,180</b>                 | <b>\$33,823</b>  | <b>\$34,366</b>  | <b>\$29,135</b>  | <b>\$29,420</b>  | <b>\$29,709</b>  | <b>\$30,000</b>  | <b>\$30,294</b> | <b>\$30,591</b> | <b>\$30,891</b> | <b>\$31,193</b> |
| <b>Health and Safety - Projects Costing \$100,000 or more per Project/Site/Year</b>   |  |                                 |                  |                  |                  |                  |                  |                  |                 |                 |                 |                 |
| <b>Finance Code</b>   | <b>Category (2)</b>  |                                 |                  |                  |                  |                  |                  |                  |                 |                 |                 |                 |
| 358   | Asbestos Removal and Encapsulation   | \$0                             | \$0              | \$0              | \$0              | \$0              | \$0              | \$0              | \$0             | \$0             | \$0             | \$0             |
| 363   | Fire Safety  | \$0                             | \$0              | \$0              | \$0              | \$0              | \$0              | \$0              | \$0             | \$0             | \$0             | \$0             |
| 366   | Indoor Air Quality   | \$125,000                       | \$0              | \$0              | \$0              | \$0              | \$0              | \$0              | \$0             | \$0             | \$0             | \$0             |
|   | <b>Total Health and Safety Capital Projects \$100,000 or More</b>  | <b>\$125,000</b>                | <b>\$0</b>       | <b>\$0</b>       | <b>\$0</b>       | <b>\$0</b>       | <b>\$0</b>       | <b>\$0</b>       | <b>\$0</b>      | <b>\$0</b>      | <b>\$0</b>      | <b>\$0</b>      |
| <b>Remodeling for Approved Voluntary Pre-K under Minnesota Statutes, section 124D.151</b>   |  |                                 |                  |                  |                  |                  |                  |                  |                 |                 |                 |                 |
| <b>Finance Code</b>   | <b>Category (3)</b>  |                                 |                  |                  |                  |                  |                  |                  |                 |                 |                 |                 |
| 355   | Remodeling for prekindergarten (Pre-K) instruction approved by the commissioner. (No new appropriations for this category FY 2020 - beyond.) | \$0                             | \$0              | \$0              | \$0              | \$0              | \$0              | \$0              | \$0             | \$0             | \$0             | \$0             |
| <b>Accessibility</b>  |  |                                 |                  |                  |                  |                  |                  |                  |                 |                 |                 |                 |
| <b>Finance Code</b>   | <b>Category (4)</b>  |                                 |                  |                  |                  |                  |                  |                  |                 |                 |                 |                 |
| 367   | Accessibility  | \$0                             | \$0              | \$0              | \$0              | \$0              | \$0              | \$0              | \$0             | \$0             | \$0             | \$0             |
| <b>Deferred Capital Expenditures and Maintenance Projects</b>   |  |                                 |                  |                  |                  |                  |                  |                  |                 |                 |                 |                 |
| <b>Finance Code</b>   | <b>Category (5)</b>  |                                 |                  |                  |                  |                  |                  |                  |                 |                 |                 |                 |
| 368   | Building Envelope  | \$0                             | \$0              | \$0              | \$0              | \$33,785         | \$57,434         | \$58,583         | \$0             | \$0             | \$0             | \$0             |
| 369   | Building Hardware and Equipment  | \$583                           | \$18,176         | \$64,946         | \$0              | \$73,201         | \$0              | \$0              | \$0             | \$0             | \$0             | \$0             |
| 370   | Electrical   | \$11,841                        | \$0              | \$54,122         | \$0              | \$0              | \$0              | \$0              | \$0             | \$0             | \$0             | \$0             |
| 379   | Interior Surfaces  | \$159,588                       | \$14,000         | \$0              | \$110,408        | \$0              | \$160,816        | \$46,866         | \$0             | \$0             | \$0             | \$0             |
| 380   | Mechanical Systems   | \$83,567                        | \$45,569         | \$162,365        | \$0              | \$112,616        | \$114,869        | \$117,166        | \$0             | \$0             | \$0             | \$0             |
| 381   | Plumbing   | \$0                             | \$0              | \$0              | \$0              | \$0              | \$0              | \$0              | \$0             | \$0             | \$0             | \$0             |
| 382   | Professional Services and Salary   | \$2,500                         | \$2,500          | \$2,706          | \$2,760          | \$2,815          | \$2,872          | \$2,929          | \$0             | \$0             | \$0             | \$0             |
| 383   | Roof Systems   | \$161,396                       | \$160,346        | \$162,365        | \$61,829         | \$225,232        | \$0              | \$234,332        | \$0             | \$0             | \$0             | \$0             |
| 384   | Site Projects  | \$28,521                        | \$11,000         | \$0              | \$287,061        | \$0              | \$0              | \$0              | \$0             | \$0             | \$0             | \$0             |
|   | <b>Total Deferred Capital Expense and Maintenance</b>  | <b>\$447,996</b>                | <b>\$251,591</b> | <b>\$446,503</b> | <b>\$462,058</b> | <b>\$447,650</b> | <b>\$335,991</b> | <b>\$459,876</b> | <b>\$0</b>      | <b>\$0</b>      | <b>\$0</b>      | <b>\$0</b>      |
| <b>Total Annual 10-Year Plan Expenditures</b>   |  | <b>\$596,175</b>                | <b>\$285,414</b> | <b>\$480,869</b> | <b>\$491,193</b> | <b>\$477,070</b> | <b>\$365,699</b> | <b>\$489,876</b> | <b>\$30,294</b> | <b>\$30,591</b> | <b>\$30,891</b> | <b>\$31,193</b> |

257

## Long-Term Facilities Maintenance Expenditure Categories used in the Excel Spread

**Category 1: Health and Safety Expenditures by Uniform Financial and Accounting Reporting Standards (UFARS) I 363 and 366 (this section excludes project costs of \$100,000 or more for which additional revenue is requested in 366).**

A district enters estimated costs for the health and safety program. Focus on providing accuracy for anticipated FY 2021. The later years can be a rough estimate. Fiscal 2019 is an estimate of what the final UFARS expenditures will be. Once financial data is complete and final UFARS data has been submitted, enter the actual FY 2019 Health and Safety (H and Safety Data Submission System Category 1 excludes projects costing \$100,000 or more for asbestos removal and indoor air quality as they are entered under Category 2 as listed below. Also enter FY 2019, FY 2020 and FY 2021 totals in the Health and Safety Data Submission on the Minnesota Department of Education (MDE) website (MDE homepage > District Business and Finance > Data Submissions, then select the Health and Safety category) so hold harmless revenue can be used for these projects.

**Category 2: Health and Safety Expenditures by UFARS Finance Code for Asbestos Removal and Encapsulation, Fire Safety, and Indoor Air Quality, for projects costing \$100,000 or more per Project, per Site, per Year.**

A district enters totals by finance code for individual projects that cost \$100,000 or more per site, per year for asbestos removal, fire safety, or indoor air quality as they generate additional revenue. Also, enter FY 2019, FY 2020 and FY 2021 totals *on a separate line* in the Health and Safety Data Submission System on the MDE website (the project description, amount, and whether it is financed by “pay-as-you-go” or bonded dollars).

**Category 3: Remodeling for Approved Voluntary Prekindergarten (VPK) Program**

If the district has an approved VPK program include planned expenditures for remodeling projects.

**Category 4: Americans with Disabilities Act (ADA) Accessibility Projects**

Enter approved project costs to increase accessibility to school facilities. The project shall conform to both the district's access transition plan and the current ADA Accessibility Guidelines for Buildings and Facilities, as well as applicable codes.

**Category 5: Deferred Maintenance Projects by UFARS Finance Code.**

Facility deferred maintenance projects are broken into nine finance codes. Each code represents a component group. The ease assignment of a project into the proper code. The code breakdown is also meaningful for comparison of costs to the Minnesota legislature to assess school facility costs and the ongoing need for facility funding.

## Additional Documentation

---

### **Category 2 Asbestos Removal and Encapsulation, Fire Safety and Indoor Air Projects \$100,000 or over per Project, per Site, per Year**

For districts with asbestos removal and encapsulation, fire safety and indoor air quality projects costing \$100,000 or more project, per site, per year for FY 2020 or FY 2021 the ten-year plan includes a narrative describing the scope and cost of the project in greater detail. Individual project approval is required as these projects generate additional revenue.

- a. For **asbestos removal and encapsulation projects**, give a description of the type and amount of asbestos and the scope of the project including an engineer or contractor estimate of the cost.
- b. For **fire safety projects**, include a project description and an estimate of the cost from the project engineer. If a building permit has been pulled for other school construction projects, the building inspector has jurisdiction over the review of the fire suppression rework, but the State Fire Marshal should be contacted for final review and approval; otherwise, the fire suppression rework requires an order from the state fire marshal, schools division.
- c. For **indoor air quality projects**, describe which American Society of Heating, Refrigerating, and Air-Conditioning Engineers (ASHRAE) Indoor Air Quality (IAQ) standards are not being met and indicate how the project will result in meeting ASHRAE standards and include an estimate of cost from the project engineer. Also, include a floor plan to reflect classrooms affected and a report listing cubic feet per minute (CFM) ratings.

### **Category 3 Approved Voluntary Prekindergarten (VPK) Program - Remodeling Costs**

For districts with an approved voluntary prekindergarten program under section 124D.151, a narrative describing the project to remodel existing instructional space to accommodate kindergarten instruction. In the narrative, describe the square footage of the existing instructional space, changes to be made to the facility, and the final square footage and features of the prekindergarten instructional space, for example, bathroom space, play area, and small group instruction space. This narrative must be the same narrative submitted to MDE as part of the application to obtain approval for the voluntary prekindergarten program under section 124D.151.

### **Category 5 Deferred Maintenance Projects costing \$2,000,000 per Project, per Site, per Year**

For districts with deferred maintenance projects for FY 2020 or FY 2021 costing \$2,000,000 or more per project, per site, per year a narrative describing each project in greater detail is required. In the narrative, discuss the deferred capital and maintenance projects that make the project eligible for Long-Term facilities maintenance revenue and the work necessary to prevent further deferred maintenance projects. Describe the scope of work in sufficient detail to indicate the change in condition of the facility and provide an estimate of the improvement to useful life. Indicate the level of deferred maintenance work needed for the facility before and after the project will be completed. Include an architect or consultant cost estimate detailing categories of work and associated costs including an estimate of fees.

## Updating the Health and Safety Database

---

The Minnesota Department of Education (MDE) will continue to use the existing Health and Safety (H&S) database under MDE > Districts, Schools and Educators > Business and Finance > Data Submissions, select Health and Safety levies. Districts enter summary data by finance code, consistent with the summary data for Fiscal Year (FY) 2019, F the district's ten-year plan expenditure spreadsheet. Detailed information by project will still be required for asbestos fire safety and indoor air quality projects costing \$100,000 or more per project, per site, per year since those genes above the Long-Term Facilities Maintenance (LTFM) formula allowance. Do not enter information for deferred maintenance codes. The Health and Safety amounts provide an accurate calculation of the hold harmless revenue estimate on the reports, and either add to revenue or show complete information for persons who seek levy information.

When comfortable with data and assumptions, a district should **enter the total health and safety cost from the hold harmless section of the revenue spreadsheet and the Health and Safety Data Submission System**. Hold harmless year's H&S costs plus deferred maintenance revenue for districts that did not qualify for alternative facilities revenue alternative facilities school district is health and safety plus an amount to fund the other ten-year plan projects. For asking school districts to enter **totals by finance code** from the expenditure spreadsheet in the **Health and Safety** (instructions on how to enter H&S data on the data submissions website may be found on the LTFM webpage under Educators > Business and Finance > School Finance > Facilities and Technology > Long-Term Facilities Maintenance Website Instructions" (these instructions may also be found on the Health and Safety Data Submission System). Make to load the prior law calculation H&S amount into the Levy Limitation and Certification system and LTFM Aid Entitlement the levy shows zero in the health and safety line under the old law revenue and the calculation is inaccurate. An amount should not include the amount in both the Health and Safety Data Submission System and in the revenue amount maintenance ten-year plan projects levy as the H&S levy will be doubled. In the Health and Safety Data Submission totals, six in all (if all are included in the ten-year planned projects) from the expenditure spreadsheet plus separate (asbestos removal and encapsulation, fire safety or indoor air quality) costing \$100,000 or more for H&S. Only H&S: the Health and Safety Data Submission System, **no deferred maintenance finance codes should be entered**.

**Note:** School Districts should continue to update H&S expenditures in the Health and Safety Data Submission system accurately cost estimate decreases or increases for applicable fiscal years.

Make sure to update the system for final, audited UFARS H&S financial data (reference the 18-19 UFARS Turnaround **Finance Code Report** on the Minnesota Funding Reports (MFR) webpage located at Data Center > Data Reports and Finance Reports section, select Minnesota Funding Reports (MFR). Enter your school name, view all reports, select category, select 18-19 school year, under Report select "All" and then List Reports.

EXTRACT OF MINUTES OF MEETING  
SCHOOL BOARD OF SCHOOL DISTRICT ISD #162  
STATE OF MINNESOTA

Pursuant to due call and notice thereof, a School Board meeting of School District No. 162, State of Minnesota, was held on July 15, 2019, at 7:30 PM., for the purpose, in part, of approving the District's Long-Term Facility Maintenance Ten Year Plan.

\_\_\_\_\_ introduced the following resolution and moved its adoption:

**RESOLUTION APPROVING SCHOOL DISTRICT NO. 162 LONG-TERM  
FACILITY MAINTENANCE TEN YEAR PLAN**

BE IT RESOLVED by the School Board of District No. 162, State of Minnesota, as follows:

1. The School Board of School District \_\_\_\_ has approved the Long-Term Facility Maintenance Ten Year Plan for its facilities for 2019-2029. The various components of this plan are attached.

The motion for the adoption of the foregoing resolution was duly seconded by \_\_\_\_\_ and, upon vote being taken thereon, the following voted in favor thereof:

And the following voted against the same:

Whereupon said resolution was declared duly passed and adopted.

STATE OF MINNESOTA

COUNTY OF CLEARWATER

I, the undersigned, being the duly qualified and acting Clerk of School District No. 162, State of Minnesota, hereby certify that I have carefully compared the attached and foregoing extract of minutes of a meeting of School District No. 162, held on the date therein indicated, with the original of said minutes on file in my office, and the same is a full, true and complete transcript insofar as the same relates to the approval of School District No. \_\_\_\_ Long-Term Facility Maintenance Ten Year Plan.

WITNESS MY HAND officially as such Clerk this 15<sup>th</sup> day of July, 2019.

\_\_\_\_\_  
Clerk

School District No. 162



Date: July 15, 2019

RE: Federal Impact Aid Survey

Dear Parent or Guardian,

I am writing to ask if you would be willing to help support our School District in securing federal funding by completing the attached survey form. Each year the School District utilizes a significant amount of revenue from Federal Impact Aid to support our educational programs. Impact Aid is designed to compensate school districts for local revenues lost due to the presence of federally owned, and therefore tax exempt property.

This is not automatic – we must apply for it each year. The United States Department of Education requires that a survey be conducted each year and a claim be filed based upon the number of federally impacted families within the School District. Your response may help the District.

Please fill out the enclosed survey form. High School students should return the survey form to the High School office and Bagley School students return this form to your homeroom teacher before September 13, 2019. Federally connected students include those who:

- have a parent in the United States military, or
- have civilian parents who work on federal property or businesses situated on tribal lands (such as a U.S. Post Office, Shooting Star Casinos, Rice Lake Businesses, Tribal offices), or
- parents living on federal property, including an Indian Reservation or in public housing.

These forms are kept very confidential and are used for the purposes of filing this Federal Impact Aid claim only. We are encouraging all parents in the School District to respond by filing **one form per pupil** enrolled in Bagley Schools. Thank you very much for your time and for helping us to obtain this valuable funding for our students.

Sincerely,

Dr. Erich Heise, Superintendent

SCHOOL BOARD MEMBERS

*Pursuing Educational Excellence for All*

|                    |                     |                     |                     |                      |                    |                     |
|--------------------|---------------------|---------------------|---------------------|----------------------|--------------------|---------------------|
| CHAIRPERSON        | CLERK               | TREASURER           | DIRECTOR            | DIRECTOR             | DIRECTOR           | DIRECTOR            |
| <i>Adam Broden</i> | <i>Jamie Grover</i> | <i>Amy Fontaine</i> | <i>Renee Benson</i> | <i>Jeremy Davies</i> | <i>Wendy Fultz</i> | <i>Don Nordlund</i> |

**BAGLEY PUBLIC SCHOOLS**

202 Bagley Ave. NW  
Bagley, Minnesota 56621

**Parent Employment Survey**

**Impact Aid Form**

Dear Parents:

It is important, in order for your school to obtain funding, that **ALL** pupils complete this form. Please take the time to review **section 1** and/or make any corrections if needed. Also, complete **section 2** through **section 5** and return it to your school as indicated by **September 13, 2019**.

It is necessary to make Parent Employment Surveys at specific times during the year. Monetary assistance which the District may receive from the federal government is determined by the number of parents who are employed on federal property, who are on active duty in the armed forces or employed by companies working on government contracts.

A completed Parent Employment Survey form must be on file for each pupil in the District-regardless of whether or not employment indicates federal connection. The District's eligibility depends upon your cooperation.

Thank You,  
Dr. Erich Heise, Superintendent

**Bagley Public Schools – Impact Aid Program Survey Form**  
**High School students return this form to the office**  
**Elementary School students return this form to your homeroom teacher**

**1. STUDENT INFORMATION**

|                     |            |      |               |       |             |
|---------------------|------------|------|---------------|-------|-------------|
| Student's Last Name | First Name | M.I. | Date of Birth | Grade | School Name |
| Address             |            |      | City          | State | Zip Code    |

**2. IF THE ABOVE PROPERTY IS A FEDERAL PROPERTY, CHECK THE NAME OF THE PROPERTY**

White Earth Reservation                       Other \_\_\_\_\_

**3. PARENT/GUARDIAN EMPLOYMENT INFORMATION: CIVILIAN**

Enter information in this section regarding the parent/guardian if 1) **neither** parent/guardian with whom the student resided was on active duty in the Uniformed Services of the United States and 2) **either** parent/guardian with whom the student resided was employed on federal property, or 3) **either** the parent/guardian reported to work on federal property on **September 1, 2019**. Enter the parent/guardian's name as it appears on the employer's payroll record.

|  |                     |                                    |       |          |  |
|--|---------------------|------------------------------------|-------|----------|--|
| Parent/Guardian Last Name  | First Name and M.I. | Name of Parent/Guardian's Employer |       |          |  |
| Address of Parent/Guardian's Employer  |                     | City                               | State | Zip Code |  |
| Name of Federal Property<br><input type="checkbox"/> Shooting Star Casino <input type="checkbox"/> Tribal Office <input type="checkbox"/> Other: _____ |                     |                                    |       |          |  |
| Address of Federal Property  |                     | City                               | State | Zip Code |  |

**4. PARENT/GUARDIAN EMPLOYMENT INFORMATION: UNIFORMED SERVICES**

Enter information in this section regarding the parent/guardian if **either** person was on active duty in the Uniformed Services of the United States on **September 1, 2019**.

|                             |   |   |
|-----------------------------|---|---|
| Parent/Guardian's Last Name | First Name and M.I.   | Rank/Rate                               |
| Branch of Service           | <input type="checkbox"/> U.S. Army <input type="checkbox"/> U.S. Marine Corps | <input type="checkbox"/> U.S. Air Force |
| <i>Check one:</i>           | <input type="checkbox"/> U.S. Navy <input type="checkbox"/> U.S. Coast Guard  | <input type="checkbox"/> Other:         |

**5. SIGNATURE**

This information is the basis for payment to your school district of federal funds under the Impact Aid Program (Title VIII of the Elementary and Secondary Education Act), and *may* be provided to the U.S. Department of Education *if* your school district's application for payment is audited. This form *must* be signed and dated for your school district to received funds based on this information. I certify that the above information is true and correct.

**Signature of Parent/Guardian** \_\_\_\_\_ **Date** \_\_\_\_\_

**BID SHEET  
MILK BID  
2019-2020 SY**

Approximately 100,000 ½ pints of 1% milk, more or less, 100,000 ½ pints of skim milk, more or less, 100,000 ½ pints of skim chocolate milk, more or less, and 5,000 Ice Cream Sandwiches, more or less, to be delivered as requested by school district. Coolers acceptable to the school district must be provided by the vendor.


|   | Escalator Price | Firm Price  |
|---|-----------------|-------------|
| Price per ½ pint of 1% milk             | <u>.207</u>     | <u>.217</u> |
| Price per ½ pint of skim milk           | <u>.203</u>     | <u>.213</u> |
| Price per ½ pint of fat-free choc. milk | <u>.199</u>     | <u>.209</u> |
| Price per ½ pint of Silk Soy Milk       | <u>.64</u>      | <u>.65</u>  |
| Price per Ice Cream Sandwich            |                 | <u>4.90</u> |
| 4 oz. Juice Cups – Orange               |                 | <u>NA</u>   |
| – Apple                                 |                 | <u>NA</u>   |
| – Grape                                 |                 | <u>NA</u>   |

Explain Escalator Price:

Dean Foods / Lano D Lakes Milk  
Name of Company, Address & Phone Number

2013 5<sup>th</sup> Ave No.  
MORHEAD MI 49756  
218-233-8609

Kevin Latt  
Contact Name – Please print or type

Kevin Latt   
Authorized Signature

7-5-19  
Date

**BID SHEET  
MILK BID  
2019-2020 SY**

Approximately 100,000 ½ pints of 1% milk, more or less, 100,000 ½ pints of skim milk, more or less, 100,000 ½ pints of skim chocolate milk, more or less, and 5,000 Ice Cream Sandwiches, more or less, to be delivered as requested by school district. Coolers acceptable to the school district must be provided by the vendor.

|   | Escalator Price | Firm Price   |
|---|-----------------|--------------|
| Price per ½ pint of 1% milk             | <u>. 2393</u>   | <u>.3393</u> |
| Price per ½ pint of skim milk           | <u>. 2270</u>   | <u>.3270</u> |
| Price per ½ pint of fat-free choc. milk | <u>. 2484</u>   | <u>.3484</u> |
| Price per ½ pint of Silk Soy Milk       | <u>NA</u>       | <u>NA</u>    |
| Price per Ice Cream Sandwich            |                 | <u>NA</u>    |
| 4 oz. Juice Cups – Orange               |                 | <u>. 32</u>  |
| – Apple                                 |                 | <u>NA</u>    |
| – Grape                                 |                 | <u>NA</u>    |

Explain Escalator Price: - *Attached sheet*

CASS CLAY 200 20<sup>th</sup> ST N. FARGO ND 58102  
Name of Company, Address & Phone Number

ARLEN FRANCHUK  
Contact Name – Please print or type

*Arle Franchuk*  
Authorized Signature

6-24-19  
Date

**BID SHEET  
BREAD BID  
2019-2020 SY**

**BREAD BID**

|                 |                      |
|-----------------|----------------------|
| Package<br>Size | Price Per<br>Package |
|-----------------|----------------------|

All items must meet the National School Lunch/Breakfast Programs Whole Grain-Rich Criteria.

|  |                 |        |
|--|-----------------|--------|
| Whole Grain-Rich Bread – price per sliced 1 ½ lb. loaf | 24 oz/25 slices | \$1.27 |
| Whole Grain-Rich Hamburger Buns - 3 ½" – sliced        | 60 ct           | 6.30   |
| Whole Grain-Rich Hamburger Buns – 4" – sliced          | 30 ct           | 3.30   |
| Whole Grain-Rich Hotdog Buns – sliced                  | 30 ct           | 3.30   |
| Whole Grain-Rich Hoagie Bun – sliced                   | 24 ct           | 3.46   |
| Whole Grain-Rich Split Top Steak Bun (Sub) – sliced    | 24 ct           | 3.46   |
| Whole Grain-Rich Dinner Roll – sliced                  | 12 ct           | 1.30   |


Please attach nutritional information for all items listed above.

PAN-O-GOLD Baking Co.  
444 E. St. Germain St., Box 848  
St. Cloud, MN 56302-0848  
1-800-444-7005

Name of Firm, address and phone number

Mark Ubl, Vice President of Sales

Contact Name – Please print or type



Authorized Signature

June 27, 2019

Date



720 N Prior Ave  
 St. Paul MN 55104  
 T (651) 644-6100 x 11

June 25, 2019

Independent School District #162  
 Attn: Superintendent of Schools  
 202 Bagley Ave NW  
 Bagley MN, 56621

Bimbo Bakeries USA would like to submit the following bid on bread products for your 2019-20 school year. We may need to delivery the day before product is needed as all of our products have sufficient shelf life for advance delivery. This will ensure product is available in case of accidents or breakdowns.

Our whole grain products meet the USDA school program requirements. A bun or 2 slices of bread will meet the 2 grain credits which will help with your menu planning.

| Product # | Product Description                     | Size of Pkg | Price Per Pkg |
|-----------|---|-------------|---------------|
| 5476      | 100% Whole Grain White Sandwich Bread   | 24 oz       | \$ 1.45       |
| 6693      | 3 3/4" 53% Whole Grain White Hamb Buns  | 16 ct       | \$ 1.65       |
| 5600      | 4" 53% Whole Grain White Hamb Buns      | 30 ct       | \$ 3.40       |
| 4266      | 53% Whole Grain White Coney Buns        | 16 ct       | \$ 1.70       |
| 6055      | 53% Whole Grain White Steak/Hoagie Buns | 24 ct       | \$ 3.55       |
| 6619      | 53% Whole Grain White Dinner Rolls      | 12ct        | \$ 1.40       |

*\*All other items not listed on bid will be at normal market price.*

*\*Delivery days will be based on volume*

*\*Product will need to be ordered in full trays*

***\*All Schools will place their own orders using our Web Based ordering system which is easy and convenient. (See Enclosure)***

Any questions please feel free to call the following:

Kevin Anderson                      Regional Sales Leader                      218-255-7136

Thank you for considering Bimbo Bakeries USA for your bakery needs.

Best Regards,

Kevin Anderson  
 Regional Sales Leader MWN N Dakota

## **ATHLETIC/ACTIVITIES COMPETITION POSITION STATEMENT**

### **Bagley Junior and Senior High School**

#### **Grades 7-12**

#### ***“Pursuing Educational Excellence for All”***

Welcome to Bagley Flyers Athletic Activities. Our Athletic program is a part of our total education program, providing experiences for physical, intellectual, social and moral development. Competition, teamwork, sportsmanship and winning are all balanced as a part of the program. Participants and coaches are encouraged to win and excel, but the principles of good sportsmanship, skills training and teamwork prevail at all times to enhance the educational values of the program.

Academic achievement and graduation should be the number one priority of all students. While athletics are an important and rewarding part of high school experiences, it is understood that family and academics come before athletics.

#### **Athletic Philosophy:**

*Encourage all student athletes to develop leadership skills, practice sportsmanship and demonstrate personal and team excellence through athletic competition.*

*Bagley School District #162 is a member of the Minnesota State High School League and has resolved to adopt the Constitution, Bylaws, Rules and Regulations of said League and all amendments thereto as the same as are published in the latest edition of the League’s Official Handbook or as appears on the League’s website, as the minimum standards governing participation in said League-sponsored activities.*

#### **Minnesota State High School League Beliefs:**

- Participation in school activity programs is a privilege and not a right.
- Sportsmanship needs to have a constant presence in all school-based activity programs.
- Students should have equal opportunity to participate in all activities offered by their school.
- Ethical behavior, dignity and respect are non-negotiable.
- Student participants who choose to be chemically free must be supported.
- Collaborative relationships with parents enhance a school’s opportunity to positively impact student success.
- Academic priorities must come before participation in athletic or fine arts activities.
- Positive role models and an active involvement in a student’s life by parents and others are critical to student success.
- High school activity programs are designed for student participants, and adults must serve in a supportive role.
- The success of the team is more important than individual honors.
- Compliance with school, community and League rules is essential for all activity participants.
- Participation in school-sponsored activities must be inclusive, not exclusive.
- Ethical behavior, fairness, and embracing diversity best serve students and school communities.

### **Student Athlete Resolution**

As a student athlete in the Bagley School District, I will:

- Treat all people with respect at all times and require the same from fellow student athletes;
- Be a student first and commit to getting the best education I can;
- Not engage in disrespectful conduct of any sort including profanity, obscene gestures, offensive remarks of sexual or racial nature, taunting, boastful celebrations or other actions that demean individuals or the sport;
- Treat contest officials with respect and accept their judgment;
- Remember participation in sports is a privilege, not a right, and that I am expected to represent my school, coach and teammates with honor, on and off the field/court;
- Play the game according to the rules;

- Live up to the standards of fair play; be open minded; always willing to listen and learn;
- Demonstrate concern for others; never intentionally injure any player or engage in reckless behavior that might cause injury to myself or others;
- Exhibit self-respect in manner and dress when representing our school;

## **Expectations for Participation**

It is expected that all student-athletes, coaches and fans representing Bagley High School will show respect, demonstrate a good attitude and display appropriate behavior towards fellow student-athletes, coaches, referees and fans.

Bagley High School offers a variety of different levels of play, depending on the sport and participation. These levels include: Junior High, C Team, Junior Varsity and Varsity levels. Each specific sport's coaches will determine the level of play that best meets the needs of the various levels of play and the individual student-athletes. Factors that will be considered in determining a participant's level of play, include:

- -skill level and aptitude to develop necessary skills
- -ability to effectively play specific positions
- -understanding of specific sports skills/strategies
- -effort, attitude and being coachable in practice and competitions
- -practice attendance
- -teamwork and attitude
- -grade level will be considered but not as the determining factor
- -academic eligibility status
- -remaining in "good standing" per MSHSL and Bagley School District policies

**Junior High Level** – at this level the focus is geared toward every participant having the opportunity to play provided they meet the "Expectations for Participation". Effort will be made to provide substantially equal playing time for participants. The emphasis is primarily on skill development, teamwork, good sportsmanship, and life-time sports.

**C Team/Junior Varsity** – at this level, participants begin to play based on skill and ability in addition to the "Expectations for Participation". Playing time at this level will not necessarily be equal for all participants. Coaches will be the final decision regarding playing time.

**Varsity** – this level is the highest level of participation for athletes provided they meet the "Expectations for Participation". Although all athletes are highly valued by their teams, actual playing time will vary greatly throughout the course of a season. Coaches will be the final decision regarding playing time. It is expected that participants will communicate with their coaches first, if they have any concerns or questions. This must occur before a parent meeting would be scheduled with the Athletic Director or proceeding with a grievance through the chain-of-command.

## **STUDENT EXPECTATIONS AND RESPONSIBILITIES**

Extracurricular athletic competition should promote high standards of ethics, sportsmanship, and the development of good character, as well as other important life skills. All student athletes will be expected to:

- Make satisfactory progress towards graduation;
- Abide by eligibility rules set forth by the Minnesota State High School League and Bagley High School;
- Attend school and all assigned class periods everyday and on time;
- Be a positive role model in school and the community as well as on the floor, field, court and in the stands.

### **A. Academic Eligibility**

The following is a summary of regulations affecting participation in extra-curricular activities. Additional information is contained in the Official Handbook of the Minnesota State High School League (MSHSL), a copy of which is available to view in the Athletic Director's office. These rules apply to all Bagley School activities whether sponsored by the MSHSL or not.

#### **Grade 7 -12**

1. Students must maintain passing grades to be eligible to participate in extra-curricular Contests/activities.
2. All students in grades 7-12 will be academically monitored every two weeks. Students with a failing grade will be ineligible for competition for the two week period.
3. Students who are academically ineligible may continue to participate in practices and/or rehearsals.
4. Academic Eligibility begins with a new start at the beginning of each school year. Eligibility does not carry over from one year to the next.

### **B. Participation Requirements**

All student athletes must complete the following requirements before he/she is eligible to participate:

1. Have a current Physical form on file – (current within 3 years)
2. Completed MSHSL Health Questionnaire (when a physical is not required)
3. Signed MSHSL Eligibility form
4. Paid Activity Fee
5. Completed Emergency Card
6. Athletic Competition Position Statement/Insurance Form Signed

### **C. Attendance**

Student athletes are expected to commit themselves to team membership, attendance at school, and practices/contests for the duration of the season. If this commitment is not fulfilled, the athlete's position on the team will be jeopardized.

1. Students shall follow the school attendance policy
  - a. If a student athlete receives an in-school and/or out of school suspension they are ineligible to participate in the same day practice or game. If a student receives his/her third (3rd) lunch detention and any subsequent lunch detentions during the current sport season, they will be ineligible to participate in the same day practice or game.
  - b. If student athletes are suspended from school, they are not to participate in games/contests or practices while the suspension is in force.
  - c. Students must be in school for four (4) consecutive class periods on the day of the competition/practice in order to compete in the game/contest, or participate in practice.
2. Student athletes are expected to attend all practices and games/contests unless excused by the coach.

- a. It is the athlete's responsibility to notify the coach *in advance* of any situations absences from practice(s) and/or games/contests, other than absence from school. Failure to notify the coach in advance may result in disciplinary action depending on the nature and frequency. \*\*
3. Student athletes absent from practices or games/contests due to mandatory participation in family activities will not be penalized. However, the position held by the student athlete may be filled by other players and can be reclaimed through individual effort and team play, at the coach's discretion.

Participating in extracurricular athletics is a privilege and is intended to be fun, while learning and/or improving on a skill. If attitude and/or behavior of the athlete is poor, the privilege to play can be taken away. It is the responsibility of the coaches to effectively communicate this to participants when addressing such behavior.

\*\*Coaches may include additional expectations, however, any disciplinary action taken must be consistent with all players. Coaches' expectations and consequences must also be established and communicated to student athlete and parents at the start of the season.

#### **D. Ineligible Student-Athletes Policies**

Students who are ineligible to compete because of failure to meet Academic Eligibility, Chemical Eligibility (MSHSL Bylaw 205), and/or Good Standing and General Eligibility Requirements (MSHSL Bylaw 206) are encouraged to attend practice per MSHSL regulations.

1. Students who are serving a suspension from competition will not be permitted to:
  - a. Travel with the team to away competitions
  - b. Sit on the team bench for either home or away contests
  - c. Be dismissed from school early to travel with the team.
  - d. Receive any travel accommodations (hotel rooms, meals, admission) cost paid for by the school district
  - e. Be involved in team competition awards presentations during the suspension period

Note – a student-athlete cannot serve a game suspension violation while they are not considered in good standing and in attendance at school. A student who is serving an out of school or in-school suspension, or a 3<sup>rd</sup> or subsequent noon detention would not be eligible to enter a game on that date and therefore could not serve a MSHSL game suspension violation. All

#### **E. Category II Eligibility**

Students who participate in MSHSL defined Category II activities will be ineligible for 1 event if they are found to be in violation of MSHSL policies.

#### **F. District Investigations of Alleged Violations**

District #162 is committed to adhering to the policies and procedures of the governing bodies of all of our activities. The District will investigate all credible information that is received.

#### **PARENT EXPECTATIONS**

Young people need to know that respect, fairness and responsibility are lifetime values, taught through athletics and activities, these are the principles of good sportsmanship:

- To prevent violent action towards officials, judges, coaches, opponents and spectators.
- To decrease the emphasis on just winning and losing.
- To promote ethics, respect and character in all walks of life.
- To promote the ideal of intrinsic rewards of athletics and activities.
- To learn the attitudes necessary for responsible behavior.

### Tips for Parents

- Be supportive of coaches
- Teach Respect for Authority
- Let the Coach do the Coaching but you can do some of the Teaching
- Help your Children learn through Failure
- Get to know the Coach
- Listen to your Child, but stay Rational
- Be Mindful of your Role as a Role Model
- Show Unconditional Love – Win or Lose

### **Always keep in mind – Sportsmanship is Everyone’s Responsibility**

### **COACHING EXPECTATIONS**

Coaches have the responsibility to teach the values associated with discipline, teamwork, commitment, accountability, leadership and organizational skills. These opportunities to teach occur throughout the sports season as students observe, listen and internalize these lessons.

- Treat all student athletes with respect, helping each one to develop their skills;
- Accept, and teach our athletes to accept, officials’ decisions and not to indicate any inappropriate displeasure, verbally or non-verbally (i.e.: gestures);
- Not discuss or comment on a student athletes talent/skill or lack thereof with other student athletes or members of the community;
- Provide positive instruction and do not put-down, yell or use abusive statements toward athletes, remembering that students learn from receiving positive support and role modeling;
- Use respectful language at all times and not use profanity that is casual or directed at any individual. Expect the same from student athletes;
- Discipline student athletes in a positive manner, using constructive communication skills prior to training activities as punishment to extinguish undesirable behavior;
- Outline expectations for participation, along with consequences at the beginning of each season and during the parent/student orientation meeting;
- Provide a safe practice and competitive environment for our student athletes;
- Listen respectfully to concerns brought to my attention by parents/guardians of our student athletes;
- Be conscientious of the issues of body image;
- Not use physical actions, such as pushing or throwing objects, to discipline or exhibit displeasure;
- Respect the student athletes’ responsibilities to their academics and other school, community and family activities;
- Be knowledgeable about the rules which govern the eligibility of our student athletes and apply them as intended;
- Encourage student athletes to participate in other sports/activities/competitions throughout the school year; and,
- All coaches will support other coaches and their sports or activities.

### **DISTRIBUTION OF POLICY**

An athletic orientation meeting will take place prior to the beginning of each sports season. It is requested that all students planning to participate in any extra-curricular activities offered through ISD #162 to attend this meeting along with a parent or guardian. If the student and/or parent are unable to attend at the scheduled time, they are required to complete the paperwork process and be knowledgeable of and abide by the policies and procedures as set forth by the MSHSL and Bagley School District.

All students and parents will be required to read the Athletic Competition Position Statement, sign and return the acknowledgement section of the code to the Athletic Director. All signed acknowledgement forms will be kept on file in the Athletic Director’s office for the entire school year. Students/Parents will need to sign a new form for each year of participation. No student will be allowed to participate in any team activities until the signed acknowledgement is returned to the coach.

## **GRIEVANCES**

In the event that a student-athlete/parent/guardian has a concern or complaint, the chain of command shall be followed. The chain of command is as follows:

COACH/HEAD COACH → ATHLETIC DIRECTOR → PRINCIPAL →  
SUPERINTENDENT → SCHOOL BOARD

The first step for a complaint is for the student-athlete to meet with the coach. At this time, the coach will initiate the Chain of Command Checklist that will assist in reaching a resolution to the complaint. If this meeting does not result in a resolution, the parent/guardian and student-athlete would request a meeting with the coach. If the complaint is not resolved at this point, then chain of command listed above shall be followed. Reasonable time periods, such as 24 hours, should be allocated to allow for resolutions to take place at each level.

Individuals with a complaint will only be permitted to represent their own concerns/student-athlete regarding an issue during meeting(s) relating to the complaint.

Any person(s) who has a complaint concerning extra curricular programs, or alleges that the school district is not complying with this policy or any actions prohibited by this policy, shall present the complaint to the Athletic Director.

If the Athletic Director finds that the complaint is justified, he/she shall initiate action to rectify the complaint. This may include consulting with administration and coaching staff.

If the Athletic Director finds that the complaint is not justified, he/she shall so notify the complainant in person or in writing.

Whether found to be valid or invalid all complaints will remain on file until the end of the season/year. At the end of the season/year, the Athletic Director will evaluate the coaches and valid complaints will become part of the permanent record; invalid complaints will be discarded.

If the complainant is not satisfied with the findings of the designated official, an appeal may be made to the Board of Education. The appeal must be requested in a written communication to the Superintendent of Schools.

### **Bagley School District #162**

#### **Non-Discrimination Statement**

**Bagley Public Schools does not discriminate on the basis of sex/gender, sexual orientation, race, color, creed, national origin, religion, disability, receipt of public assistance, marital status, and age in admission to, access to, treatment in, or employment in its programs and activities in compliance with Title VI and VIII of the Civil Rights Act of 1964, Title IX of the 1972 Education Amendments to the Civil Rights Act, Section 504 of the Rehabilitation Act of 1973, the Age Discrimination in Employment Act, and the Americans with Disabilities Act.**

#### **Dear Parents/Guardians:**

**Bagley School District #162 does not provide any type of health insurance for injuries incurred by your child at school.**

**We encourage all families to have accident coverage on their children, prior to participation in any sports or school sponsored activity. If you feel your coverage is adequate, please sign the statement below.**

**If you are interested in purchasing inexpensive accident insurance you may do so by contacting the high school office at 694-3120.**

Student Name \_\_\_\_\_ Sport \_\_\_\_\_

We the undersigned, feel we have adequate insurance protection for our child while practicing or participating in School District #162 Sports.

Parent/Guardian Signature \_\_\_\_\_ Date \_\_\_\_\_

\*\*\*\*\*

**I the undersigned have received and read the Bagley School Athletic Competition Position Statement for the 2019-20 school year.**

Print Student-Athlete's Name \_\_\_\_\_ Grade \_\_\_\_\_

Student's Signature \_\_\_\_\_ Date \_\_\_\_\_

Parent/Guardian Signature \_\_\_\_\_ Date \_\_\_\_\_

**Checklist of forms needed to be submitted to be eligible for participation:**

- \_\_\_\_\_ Have a current Physical form on file – (current within 3 years)
- \_\_\_\_\_ Completed MSHSL Health Questionnaire (when a physical is not required)
- \_\_\_\_\_ Signed Minnesota State High School League Eligibility form
- \_\_\_\_\_ Paid Activity Fee
- \_\_\_\_\_ Completed Emergency Card
- \_\_\_\_\_ Athletic Competition Position Statement/Insurance Form Signed

**Parent Pledge**

As a parent, I acknowledge that I am a role model. I will remember that school athletics and activities are an extension of the classroom, offering learning experiences for students. I must show respect for all players, coaches, spectators, officials and support groups. I will participate in cheers that support, encourage and uplift the teams involved. I understand the spirit of fair play and that good sportsmanship is expected by our school, our conference and the MSHSL. I hereby accept my responsibility to be a model of good sportsmanship that comes with being the parent of a student involved in athletics and activities.

Parent Signature \_\_\_\_\_ Date \_\_\_\_\_

**Bagley School District  
Chain of Command Checklist**

Name of concerned individual \_\_\_\_\_

Name of  
Coach \_\_\_\_\_ Sport \_\_\_\_\_

Brief description of concern:

Student-Athlete & Coach - Initial meeting date:

Student-Athlete, Parent/Guardian & Coach - meeting date:

Student-Athlete, Parent/Guardian & Athletic Director – meeting date:

Student-Athlete, Parent/Guardian & Principal – meeting date:

Student-Athlete, Parent/Guardian & Superintendent – meeting date:

Student-Athlete, Parent/Guardian & School Board – meeting date: