

MEMO TO: Board of Education
TOPIC: Regular School Board Meeting
FROM: Steve D. Cairns, Superintendent
DATE: September 16, 2015

A Regular School Board Meeting of the Board of Education will be held September 21, 2015 at 7:30 PM in the High School Room 101.

Agenda

1. **CALL TO ORDER**
 - A. Pledge - Chairman Broden
2. **PREVIEW OF AGENDA**

During this time any board member may pull any item(s) from the Consent Agenda
3. **ADDITIONS TO THE AGENDA**
 - A. Clearwater County Nursing Service Contract 2015-2016 4
 - B. FMLA Leave for Noelle Beck - to begin approximately December 11 for 6 weeks.
 - C. Legislative Platform 5
4. **CONSENT AGENDA**
 - A. Minutes - September 8 6
 - B. Monthly Invoices - \$246,472.55 7
 - C. Hand Payables - \$262,022.09 26
 - D. Statement of Cash Balances - \$3,847,324.99 30
 - E. Budget Comparison 31
 - F. Wires Payments - \$166,038.51 32
 - G. Auxiliary Reports 36
5. **COMMUNICATIONS**
 - A. Meet and Confer Dates for 2015-2016 SY 39
 - B. Enrollment 40
 - C. Impact Aid/Indian Education Programs and the LIEC Parent Resolution will be held on Monday, October 19, 2015, at 6:00 p.m. at the Rice Lake Community Center.
The regular school board meeting will immediately follow the public hearing at the Rice Lake Community Center.
6. **STUDENT INPUT AND RECOGNITION**

A. September 9 - Athletes of the Week

Ben Thoma
Walker Cage
Cassie Keough
Rachel Okeson
Hunter Stai
Autumn Teigland
Josh Dukek

7. PUBLIC PARTICIPATION

8. COMMITTEE REPORTS

- A. Transportation
- B. Policy
- C. Facilities
- D. Negotiations
- E. Athletics
- F. Security
- G. Wellness
- H. Other

9. REPORTS AND PRESENTATIONS

- A. World's Best Workforce Indian Ed Plan 42

10. SCHOOL BOARD ACTION

- A. Proposed Levy Limitation & Certification 2015 Payable 2016 44
- B. Resolution Accepting Gifts/Donations - \$13,542.50
**RESOLUTION ACCEPTING GIFTS/DONATIONS
TO INDEPENDENT SCHOOL DISTRICT #162-BAGLEY**

WHEREAS the following ;therefore, **BE IT RESOLVED** by the School Board of Independent School District #162–Bagley School Board does hereby accepts the following donation:

- * \$3,250 from NW Minnesota Foundation for ECI
- *\$10,292.50 from Clearwater County for School Interventionist

C. Staffing

- 1) Special Ed DCD Teacher - Marianne Kisor
- 2) School Readiness/ECFE Para - Deborah Rolfson

This position is a 22+ hour per week position dependent upon program needs/requirements. Exact hours will be determined after enrollment is established and current para's positions are aligned to meet identified program needs.

11. NEXT MEETINGS AGENDA ITEMS - *Chairman Broden*

12. MEETING SCHEDULE - *Chairman Broden*

Monday, October 5, 2015 at 7:30 p.m. in High School Room 101

13. ADJOURNMENT

SCHOOL CONTRACT

Clearwater County Nursing Service hereby agrees to contract with Bagley School District No. 162 for nursing service beginning September 1, 2015 and ending May 31, 2016.

The Clearwater County Nursing Service hereby agrees to provide school nursing in the following manner:

- A. A Public Health Nurse or Registered Nurse will be available to assist as appropriate and necessary in the following activities:
 - 1. Health screenings (e.g., vision & hearing, scoliosis, lice).
 - 2. Immunization program.
 - 3. Health education (e.g., human sexuality, menstruation, BSE).
 - 4. Supervision/consultation with staff.
 - 5. Consultation with students.
 - 6. Small group sessions (e.g., prenatal education).
- B. A trained Home Health Aide may be used in appropriate areas under the supervision of the Public Health Nurse or Registered Nurse.
 - 1. Additional 1.5 hours/day of paraprofessional time to augment the Schoolwide Nursing Outreach grant to cover health office hours 8:30AM to 2:30PM.


The Bagley School agrees to:

- A. Provide working space for the Public Health Nurse or Registered Nurse.
- B. Make available someone in the school who will, under the direction of the superintendent, carry out certain non-professional tasks related to the school health program as defined by school policies. This person will work in certain defined areas with the assistance of the Public Health Nurse or Registered Nurse from Clearwater County Nursing Service.
- C. Delegate a person (ie., superintendent or principal) in the school to authorize home follow-up visits, verify nursing time spent in the school.
- D. Assume full liability for the handling of first aid activities performed by Bagley School District staff.
- E. Reimburse the Clearwater County Nursing Service at the rate of \$71.20 per hour for a nurse and \$25.00 per hour for a home health aide. The school will be billed at the end of the month in which service was provided.
- F. The School Health Office paraprofessional will be billed monthly at \$556/month with a maximum of \$5000/year.

Superintendent Bagley Schools

Chair, Bagley School Board

Date



 Director Clearwater County
 Nursing Service

 Date 9/14/15

2015 MSBA Legislative Resolution Form

The MSBA Board of Directors encourages your participation in the policymaking process. Please submit your idea(s) for potential consideration at MSBA's Delegate Assembly using this form.

AUTHOR

Name/Title: Steve D. Cairns - Superintendent

School district: Bagley Public Schools #162

Phone: Home _____ Office (218)_694-6184__ Cell (218) _766-0210__

E-mail address: scairns@bagley.k12.mn.us _____

This resolution is submitted:

X with the support of the school board. by an individual school board member.

RESOLUTION STATEMENT

A resolution states the action to be taken and must be a stand-alone statement.

Be it resolved, the Bagley School District stands in support of students in Concurrent Enrollment Courses within our high school programs, by supporting current policy and practice used by Minnesota Universities and Colleges to credential teachers to teach courses and codify a state-wide workable policy to assure Minnesota students' success with dual-credit courses while enrolled in high school.

BACKGROUND

Please provide relevant background information for the above resolution. You may include statistics, analyses, surveys, commentaries and reports.

The Higher Learning Commission (HLC) has developed a new policy that requires high school teachers to have a Masters Degree in the content area or a Masters Degree (other area) and 18 graduate credits in the subject area.

The State of Minnesota has a 30 year tradition of offering high school students the opportunity to earn college credits through multiple sources. Concurrent Enrollment Courses have done the following:

- FY 2013 - 23,583 students participated compared to 18,980 in FY 2009 - That is up 24%
- FY 2013 - 3,859 low income students participated compared to 2,744 in FY 2009 - That is up 41%
- FY 2013 - 2,368 minority students participated compared to 1,573 in FY2009 - That is up 51%

The Minnesota Legislature has seen the value in Concurrent Enrollment Courses and has increased funding for students to access programming to \$8.6 million.

The Minnesota Legislature has created the World's Best Work Force with an emphasis in closing the achievement gap and also closes the opportunity gap for both minority and poverty students.

RATIONALE

The rationale should describe the problem or the need for action as it relates to the impact on your school district and state. Explain how the "be it resolved" statement will correct the problem.

The Bagley School District along with many others have worked collaboratively with post-secondary institutions to support Concurrent Enrollment Courses that bring opportunities to students to receive college credit within high school. These efforts represent a considerable investment of district and college resources to develop a good working system that benefits our students.

Action by HLC will close opportunities for many of our students to receive high quality college courses including students with minority and poverty backgrounds and thereby be in contradiction to the purposes of the Minnesota Legislature set forth in: Achievement and Integration and the World's Best Workforce.

Please submit resolution form(s) to Barb Hoffman at bhoffman@mnmsba.org or mail to MSBA at 1900 West Jefferson Avenue, St. Peter, MN 56082 by **Wednesday September 30, 2015**. This form is also available at www.mnmsba.org. Please call Barb at 800-324-4459 if you have any questions.

**BAGLEY PUBLIC SCHOOLS
REGULAR SCHOOL BOARD MEETING
SEPTEMBER 8, 2015
MINUTES**

The regular meeting of the School Board, Independent School District #162 was held on Tuesday, September 8, 2015, at 7:30 p.m. in High School Room 101. Members present: Adam Broden, Wendy Fultz, Amy Fontaine, LeAnn Agnes, Toby Anderson, Kathy Clark, Darcie Kaiser and Superintendent Cairns. Members absent: None.

Chairman Broden called the meeting to order and opened with the Pledge of Allegiance to the Flag.

1. A motion was made by LeAnn Agnes, seconded by Kathy Clark and carried, to approve the following consent agenda items:
 - A. August 17 Minutes
 - B. August 24 Special Meeting Minutes
2. Superintendent Cairns distributed miscellaneous communications and apprised the Board of the formation of an Indian Education Department. More information will be presented to the Board at a later date.
3. Student Council updated the Board of Student Council events for Homecoming Week.
4. Marilyn Hood presented the Student Development Days SY 2015-2016 that would replace Ramp-Up to Readiness.
5. A motion Amy Fontaine, seconded by LeAnn Agnes and carried, to hire Terri Widman as a paraprofessional contingent upon meeting the No Child Left Behind requirements and receipt of a satisfactory background check.
6. A motion was made by Amy Fontaine, seconded by Toby Anderson and carried, to hire Lynn Bennett as a paraprofessional contingent upon meeting the No Child Left Behind requirements and receipt of a satisfactory background check.
7. A motion was made by Wendy Fultz, seconded by Kathy Clark and carried, to hire Edith Dickenson as a paraprofessional contingent upon meeting the No Child Left Behind requirements and receipt of a satisfactory background check.
8. A motion was made by Amy Fontaine, seconded by Wendy Fultz and carried, to authorize the transfer the following Assigned Fund Balances to the Unassigned Fund Balance (01-422-000):
 - A. Assigned for Athletic Complex Fund (01-462-001) of \$478,527.96
 - B. Assigned for Bus Purchases Fund (01-462-002) of \$165,114.94And to authorize the transfer the following Unassigned Fund Balance (01-422-000) to the Capital Outlay Fund Balance (01-424-000):
 - A. Unassigned Fund (01-422-000) of \$963,715.00
9. ITEMS FOR THE NEXT AGENDA:
 - A. 2015 Payable 2016 Levy Limitation
10. The next School Board Meeting is will be held on Monday, September 21, 2015, at 7:30 p.m. in High School Room 101.
11. A motion was made by Amy Fontaine to adjourn the meeting at 8:07 p.m.

Adam Broden, Chairman
School Board
Ind. School District #162

Wendy Fultz, Clerk
School Board
Ind. School District #162

Bagley Public Schools #162 September 2015 Check Register

Co	Bank	Check No	Code	Rcd	Vendor	Pmt/Void Date	Pmt Type		
0162	FNB	56396	00571		AIR CLIMATE SYSTEMS		Check		
				E 01	310 810 000 401 000	General Supplies-Maintenance		\$621.84	
		Voucher #:	60073	Invoice	Invoice No: 39700	9/21/2015		Paid Amt:	\$621.84
								Check Amount:	\$621.84
0162	FNB	56397	01528		AMERICAN LIBRARY ASSOCIATION		Check		
				E 01	300 620 000 430 000	PLEASE SEE ATTACHED		\$278.25	
		Voucher #:	60165	Invoice	Invoice No: 91515	9/21/2015		Paid Amt:	\$278.25
				E 01	100 620 000 470 000	PLEASE SEE ATTACHED ORDER		\$382.17	
				E 01	100 620 000 470 000	SHIPPING		\$0.00	
		Voucher #:	60166	Invoice	Invoice No: 091515	9/21/2015		Paid Amt:	\$382.17
								Check Amount:	\$660.42
0162	FNB	56398	01725		AMERIPRIDE LINEN, INC.		Check		
				E 01	005 760 720 305 000	Fees For Services-Reg Transportation		\$22.23	
		Voucher #:	60148	Invoice	Invoice No: 3500793028	9/21/2015		Paid Amt:	\$22.23
								Check Amount:	\$22.23
0162	FNB	56399	02893		ARAMARK CO.		Check		
				E 01	310 810 000 401 000	General Supplies-Maintenance		\$136.73	
		Voucher #:	60181	Invoice	Invoice No: 16381006	9/21/2015		Paid Amt:	\$136.73
								Check Amount:	\$136.73
0162	FNB	56400	04945		BAGLEY BAKERY		Check		
				E 02	005 770 701 490 000	Food-Lunches		\$45.00	
		Voucher #:	59981	Invoice	Invoice No: 963572	9/21/2015		Paid Amt:	\$45.00
				E 01	005 760 720 401 000	PASTRIES - ASST - 3 DOZ		\$36.00	
				E 01	005 760 720 401 000	JUICE - ASST		\$36.00	
		Voucher #:	60094	Invoice	Invoice No: 963571	9/21/2015		Paid Amt:	\$72.00
								Check Amount:	\$117.00
0162	FNB	56401	18860		BAGLEY COOP OIL ASSN.		Check		
				E 01	005 760 720 440 000	Fuels-Reg Transportation		\$1,760.07	
		Voucher #:	60093	Invoice	Invoice No: 2015-249	9/21/2015		Paid Amt:	\$1,760.07
								Check Amount:	\$1,760.07
0162	FNB	56402	05980		BAGLEY MERCANTILE HARDWARE, INC		Check		
				E 01	310 810 000 401 000	General Supplies-Maintenance		\$331.06	
		Voucher #:	60003	Invoice	Invoice No: AUG15	9/21/2015		Paid Amt:	\$331.06
								Check Amount:	\$331.06
0162	FNB	56403	1238		BELTRAMI COUNTY HISTORICAL SOCIETY		Check		
				E 01	300 605 320 470 000	OJIBWE IMPRINTS ON NORTHERN MINNESOTA		\$89.85	

Bagley Public Schools #162 September 2015 Check Register

Co	Bank	Check No	Code	Rcd	Vendor	Pmt/Void Date	Pmt Type
0162	FNB	56403	1238		BELTRAMI COUNTY HISTORICAL SOCIETY		Check
				E 01	300 605 320 470 000 SHIPPING		\$11.07
		Voucher #: 59961	Invoice		Invoice No: 082115	9/21/2015	Paid Amt: \$100.92
							Check Amount: \$100.92
0162	FNB	56404	08165		BEMIDJI PUBLIC SCHOOLS		Check
				E 01	998 211 000 390 000 Ed Pay to MN Sch Ds		\$26,117.28
		Voucher #: 59997	Invoice		Invoice No: 082815	9/21/2015	Paid Amt: \$26,117.28
							Check Amount: \$26,117.28
0162	FNB	56405	08280		BEMIDJI REGIONAL INTERDISTRICT		Check
				E 01	100 403 740 396 000 SP - Cognitive Dis. Salary - Purchased		\$466.20
				E 01	100 402 740 396 000 MM- Cognitive Dis. Salary - Purchased		\$699.29
				E 01	100 420 740 396 000 Special Ed Salary - Purchased		\$1,552.80
				E 01	100 401 740 396 000 Speech Salary- Purchased		\$494.70
				E 01	100 412 740 396 000 ECSE Salary - Purchased		\$2,334.81
				E 01	100 403 740 397 000 SP Cognitive Dis. Fringe - Purchased		\$70.63
				E 01	100 402 740 397 000 MM Cognitive Dis. Fringe - Purchased		\$105.94
				E 01	100 420 740 397 000 Special Ed Fringe - Purchased		\$235.26
				E 01	100 401 740 397 000 Speech Fringe - Purchased		\$74.95
				E 01	100 412 740 397 000 ECSE Fringe - Purchased		\$353.71
				E 01	100 420 740 399 000 Purchase of Spec Ed Contracted		\$1,315.75
				E 01	100 412 740 399 000 Purchase of Spec Ed Contracted		\$850.26
				E 01	100 420 740 399 000 Purchase of Spec Ed Contracted		\$656.23
		Voucher #: 60135	Invoice		Invoice No: FY16SUMMER	9/21/2015	Paid Amt: \$9,210.53
							Check Amount: \$9,210.53
0162	FNB	56406	08625		BEMIDJI WELDERS SUPPLY		Check
				E 01	300 255 000 430 000 Instructional Supply-Industrial Tech		\$85.50
		Voucher #: 60044	Invoice		Invoice No: B15080019	9/21/2015	Paid Amt: \$85.50
				E 01	300 255 000 430 000 Instructional Supply-Industrial Tech		\$90.42
		Voucher #: 60157	Invoice		Invoice No: M183754	9/21/2015	Paid Amt: \$90.42
							Check Amount: \$175.92
0162	FNB	56407	1267		BLACKDUCK FLORAL AND GIFT		Check
				E 01	005 010 000 401 000 FLOWERS FOR DAVID DECKER'S MOTHER		\$30.00
		Voucher #: 59986	Invoice		Invoice No: 35356	9/21/2015	Paid Amt: \$30.00
							Check Amount: \$30.00
0162	FNB	56408	21671		BLICK ART MATERIALS		Check
				E 01	100 212 000 430 000 PLEASE SEE ATTACHED LIST		\$2,135.54
		Voucher #: 60097	Invoice		Invoice No: 4872592	9/21/2015	Paid Amt: \$2,135.54

Bagley Public Schools #162 September 2015 Check Register

Co	Bank	Check No	Code	Rcd	Vendor	Pmt/Void Date	Pmt Type		
0162	FNB	56408	21671		BLICK ART MATERIALS		Check		
				E 01	100 212 000 430 000	Instructional Supply- Elem Art		\$17.89	
		Voucher #:	60159	Invoice	Invoice No: 4935387	9/21/2015	Paid Amt:	\$17.89	
							Check Amount:	\$2,153.43	
0162	FNB	56409	11500		BOWL INN		Check		
				E 01	300 241 000 305 000	BOWLING FALL/SPRING SEMESTER PE		\$1,800.00	
		Voucher #:	59960	Invoice	Invoice No: 122	9/21/2015	Paid Amt:	\$1,800.00	
							Check Amount:	\$1,800.00	
0162	FNB	56410	1289		BRADY, MARTZ & ASSOCIATES, P.C.		Check		
				E 01	005 010 000 305 000	Fees for Service-School Board		\$10,000.00	
		Voucher #:	60099	Invoice	Invoice No: 17167-601815	9/21/2015	Paid Amt:	\$10,000.00	
							Check Amount:	\$10,000.00	
0162	FNB	56411	1261		BROTHERS FIRE PROTECTION		Check		
				E 01	005 850 363 305 000	Fees For Services-Fire Safety		\$1,200.00	
		Voucher #:	60071	Invoice	Invoice No: 13129	9/21/2015	Paid Amt:	\$1,200.00	
							Check Amount:	\$1,200.00	
0162	FNB	56412	1098		BRYAN ROCK PRODUCTS, INC		Check		
				E 01	300 292 302 530 000	Equipment-Athletic		\$1,317.25	
		Voucher #:	59976	Invoice	Invoice No: 10084	9/21/2015	Paid Amt:	\$1,317.25	
							Check Amount:	\$1,317.25	
0162	FNB	56413	12219		BSN SPORTS		Check		
				E 01	300 292 000 401 295	General Supplies-Athletic Support		\$114.75	
		Voucher #:	59975	Invoice	Invoice No: 97127297	9/21/2015	Paid Amt:	\$114.75	
				E 04	005 586 332 401 100	General Supplies-Youth Enrich.-W Rec		\$134.40	
		Voucher #:	59994	Invoice	Invoice No: 97139598	9/21/2015	Paid Amt:	\$134.40	
				E 04	005 586 332 401 100	General Supplies-Youth Enrich.-W Rec		\$1,343.20	
		Voucher #:	60032	Invoice	Invoice No: 97151897	9/21/2015	Paid Amt:	\$1,343.20	
				E 01	300 292 000 401 295	General Supplies-Athletic Support		\$3,101.40	
		Voucher #:	60083	Invoice	Invoice No: 97165035	9/21/2015	Paid Amt:	\$3,101.40	
				E 04	005 586 332 401 100	General Supplies-Youth Enrich.-W Rec		\$657.35	
		Voucher #:	60084	Invoice	Invoice No: 97180352	9/21/2015	Paid Amt:	\$657.35	
				E 01	300 292 302 530 000	Equipment-Athletic		\$17,642.59	
		Voucher #:	60123	Invoice	Invoice No: 97174776	9/21/2015	Paid Amt:	\$17,642.59	
				E 01	300 292 302 530 000	Equipment-Athletic		\$12,389.25	
		Voucher #:	60124	Invoice	Invoice No: 97174777	9/21/2015	Paid Amt:	\$12,389.25	
							Check Amount:	\$35,382.94	

Bagley Public Schools #162 September 2015 Check Register

Co	Bank	Check No	Code	Rcd	Vendor	Pmt/Void Date	Pmt Type		
0162	FNB	56414	12457		BUDGET LIGHTING, INC.		Check		
				E 01	310 810 000 401 000	General Supplies-Maintenance		\$976.51	
	Voucher #:	60034	Invoice		Invoice No: 00594715	9/21/2015	Paid Amt:		\$976.51
				E 01	310 810 000 401 000	General Supplies-Maintenance		\$110.16	
	Voucher #:	60182	Invoice		Invoice No: 00595099	9/21/2015	Paid Amt:		\$110.16
								Check Amount:	\$1,086.67
0162	FNB	56415	1192		CENTER FOR AUTHENTIC INTELLECTUAL WORK		Check		
				E 01	300 640 316 305 000	Fees For Services-Staff Development		\$6,250.00	
	Voucher #:	60128	Invoice		Invoice No: 1367	9/21/2015	Paid Amt:		\$6,250.00
								Check Amount:	\$6,250.00
0162	FNB	56416	16717		CLEARWATER CO LANDFILL		Check		
				E 01	310 810 000 330 000	Utilities-Maintenance		\$5.00	
	Voucher #:	60184	Invoice		Invoice No: 091515	9/21/2015	Paid Amt:		\$5.00
								Check Amount:	\$5.00
0162	FNB	56417	1218		CLEARWATER COUNTY AUDITOR/TREASURER		Check		
				E 01	005 110 000 896 000	Taxes & Special Assessments		\$3,730.10	
	Voucher #:	59956	Invoice		Invoice No: 2ND HALF	9/21/2015	Paid Amt:		\$3,730.10
								Check Amount:	\$3,730.10
0162	FNB	56418	17139		CLEARWATER NURSERY		Check		
				E 01	005 850 385 350 000	Repair and Main Serv		\$2,590.00	
	Voucher #:	60004	Invoice		Invoice No: 8451	9/21/2015	Paid Amt:		\$2,590.00
								Check Amount:	\$2,590.00
0162	FNB	56419	17509		COLEPAPERS INC.		Check		
				E 01	310 810 000 401 000	General Supplies-Maintenance		\$753.30	
	Voucher #:	60007	Invoice		Invoice No: 9123337	9/21/2015	Paid Amt:		\$753.30
				E 01	310 810 000 401 000	General Supplies-Maintenance		\$1,095.26	
	Voucher #:	60008	Invoice		Invoice No: 9123338	9/21/2015	Paid Amt:		\$1,095.26
				E 01	310 810 000 401 000	General Supplies-Maintenance		\$126.98	
	Voucher #:	60133	Invoice		Invoice No: 9127652	9/21/2015	Paid Amt:		\$126.98
				E 01	310 810 000 401 000	General Supplies-Maintenance		\$232.60	
	Voucher #:	60134	Invoice		Invoice No: 9127653	9/21/2015	Paid Amt:		\$232.60
				E 01	310 810 000 401 000	General Supplies-Maintenance		\$59.30	
	Voucher #:	60200	Invoice		Invoice No: 9129588	9/21/2015	Paid Amt:		\$59.30
				E 01	310 810 000 401 000	General Supplies-Maintenance		\$106.84	
	Voucher #:	60201	Invoice		Invoice No: 9129589	9/21/2015	Paid Amt:		\$106.84
								Check Amount:	\$2,374.28

10

Bagley Public Schools #162 September 2015 Check Register

Co	Bank	Check No	Code	Rcd	Vendor	Pmt/Void Date	Pmt Type		
0162	FNB	56420	19582		CULINEX		Check		
				E 02	005 770 701 401 000	General Supplies-Lunches	\$13.08		
		Voucher #:	60146	Invoice	Invoice No: 664310	9/21/2015	Paid Amt:	\$13.08	
				E 02	005 770 701 401 000	General Supplies-Lunches	\$134.42		
		Voucher #:	60147	Invoice	Invoice No: 307155	9/21/2015	Paid Amt:	\$134.42	
							Check Amount:	\$147.50	
0162	FNB	56421	1291		DAIRYLAND		Check		
				E 01	005 105 000 401 150	General Supplies-Early Childhood Initiat	\$41.62		
		Voucher #:	60180	Invoice	Invoice No: 0210	9/21/2015	Paid Amt:	\$41.62	
							Check Amount:	\$41.62	
0162	FNB	56422	21200		DAROOS INC.		Check		
				E 01	300 292 000 490 295	Food-Athletic Support	\$160.31		
		Voucher #:	59995	Invoice	Invoice No: 19	9/21/2015	Paid Amt:	\$160.31	
				E 01	300 211 000 401 301	PIZZA FOR LUNCH - INTERVIEWS	\$42.61		
		Voucher #:	60064	Invoice	Invoice No: 125	9/21/2015	Paid Amt:	\$42.61	
				E 04	005 505 321 401 000	General Supplies-Comm Ed	\$173.53		
				E 04	005 505 321 401 000	General Supplies-Comm Ed	\$31.00		
		Voucher #:	60066	Invoice	Invoice No: 85, 115, 6	9/21/2015	Paid Amt:	\$204.53	
		Voucher #:	60067	Invoice	Invoice No: 54	9/21/2015	Paid Amt:	\$119.00	
		Voucher #:	60069	Invoice	Invoice No: 73	9/21/2015	Paid Amt:	\$74.00	
		Voucher #:	60085	Invoice	Invoice No: 4	9/21/2015	Paid Amt:	\$119.00	
		Voucher #:	60126	Invoice	Invoice No: 58	9/21/2015	Paid Amt:	\$119.00	
		Voucher #:	60194	Invoice	Invoice No: 45	9/21/2015	Paid Amt:	\$101.00	
							Check Amount:	\$939.45	
0162	FNB	56423	21204		DARRELL'S AUTO GLASS		Check		
				E 01	005 760 720 305 000	Fees For Services-Reg Transportation	\$165.00		
		Voucher #:	60138	Invoice	Invoice No: 22247	9/21/2015	Paid Amt:	\$165.00	
				E 01	310 810 000 401 000	General Supplies-Maintenance	\$101.63		
		Voucher #:	60139	Invoice	Invoice No: 22331	9/21/2015	Paid Amt:	\$101.63	
				E 01	005 760 720 401 000	General Supplies-Reg Transportation	\$50.00		
				E 01	005 760 720 305 000	Fees For Services-Reg Transportation	\$32.00		
		Voucher #:	60140	Invoice	Invoice No: 22250	9/21/2015	Paid Amt:	\$82.00	
							Check Amount:	\$348.63	

11

Bagley Public Schools #162 September 2015 Check Register

Co	Bank	Check No	Code	Rcd	Vendor	Pmt/Void Date	Pmt Type		
0162	FNB	56424	21505		DEMCO INC.		Check		
				E 01	100 203 000 401 000	P132-6902 6.5X17.25X11.75" CLEARVIEW S'		\$95.28	
				E 01	100 203 000 401 000	SHIPPING		\$7.62	
		Voucher #:	60102	Invoice	Invoice No: 5680742	9/21/2015			
							Paid Amt:	\$102.90	
							Check Amount:	\$102.90	
0162	FNB	56425	23159		E-RATE COMPLETE, LLC		Check		
				E 01	005 810 000 305 181	Consulting/Fees For Services-Technology		\$2,500.00	
		Voucher #:	60193	Invoice	Invoice No: 1997	9/21/2015			
							Paid Amt:	\$2,500.00	
							Check Amount:	\$2,500.00	
0162	FNB	56426	25800		ESSENTIA HEALTH		Check		
				E 01	300 292 000 305 295	Consulting/Fees For Services		\$500.00	
		Voucher #:	60068	Invoice	Invoice No: 090815	9/21/2015			
							Paid Amt:	\$500.00	
							Check Amount:	\$500.00	
0162	FNB	56427	25968		EVCO PETRO PRODUCTS, INC.		Check		
				E 01	005 760 720 401 000	General Supplies-Reg Transportation		\$355.52	
		Voucher #:	60145	Invoice	Invoice No: 189469	9/21/2015			
							Paid Amt:	\$355.52	
							Check Amount:	\$355.52	
0162	FNB	56428	1259		EVERBIND BOOKS		Check		
				E 01	300 218 388 430 000	51531353 THE SCARLET LETTER - SIGNET		\$191.75	
				E 01	300 218 388 430 000	Freight		\$15.34	
		Voucher #:	60196	Invoice	Invoice No: 203037	9/21/2015			
							Paid Amt:	\$207.09	
							Check Amount:	\$207.09	
0162	FNB	56429	1272		FALLS FIRE & SAFETY		Check		
				E 01	005 850 363 305 000	Fees For Services-Fire Safety		\$728.20	
		Voucher #:	59987	Invoice	Invoice No: 111909	9/21/2015			
							Paid Amt:	\$728.20	
							Check Amount:	\$728.20	
0162	FNB	56430	27140		FARMERS PUBLISHING CO., INC.		Check		
				E 02	005 770 701 305 000	FOOD SERVICE AD		\$73.35	
		Voucher #:	60087	Invoice	Invoice No: 35749, 794, 869	9/21/2015			
							Paid Amt:	\$73.35	
				E 04	005 582 344 305 000	PARA AD		\$36.68	
				E 04	005 582 344 305 000	PARA AD		\$36.68	
		Voucher #:	60088	Invoice	Invoice No: 35748, 35788	9/21/2015			
							Paid Amt:	\$73.36	
		Voucher #:	60089	Invoice	Invoice No: 35940	9/21/2015			
							Paid Amt:	\$26.00	
				E 01	100 203 000 401 000	COVER PAPER		\$16.81	
				E 01	100 050 000 305 000	OPEN HOUSE AD - ELEM		\$44.00	
				E 01	300 050 000 305 000	OPEN HOUSE AD - HS		\$44.00	
				E 01	300 211 000 401 000	CARDSTOCK - HS		\$295.58	

12

Bagley Public Schools #162 September 2015 Check Register

Co	Bank	Check No	Code	Rcd	Vendor	Pmt/Void Date	Pmt Type		
0162	FNB	56430	27140		FARMERS PUBLISHING CO., INC.		Check		
				E 01	300 050 000 401 000	ATTENDANCE SHEETS		\$202.56	
		Voucher #:	60090	Invoice	Invoice No: 35994 - 35926	9/21/2015		Paid Amt:	\$602.95
				E 01	005 110 000 305 000	Fees For Services-Business Office		\$364.64	
		Voucher #:	60091	Invoice	Invoice No: 35696, 3588	9/21/2015		Paid Amt:	\$364.64
				E 01	100 050 000 401 000	PAPER SUBSCRIPTION FOR ELEMENTARY		\$20.00	
		Voucher #:	60092	Invoice	Invoice No: 35942	9/21/2015		Paid Amt:	\$20.00
								Check Amount:	\$1,160.30
0162	FNB	56431	28356		FOLLETT SCHOOL SOLUTIONS, INC.		Check		
				E 01	300 211 302 460 000	GLENCOE PHYSICAL SCIENCE WITH EAR		\$1,786.25	
				E 01	300 211 302 460 000	PATRICK KENNEDY - 708-884-6208		\$0.00	
		Voucher #:	60100	Invoice	Invoice No: 1872069A	9/21/2015		Paid Amt:	\$1,786.25
								Check Amount:	\$1,786.25
0162	FNB	56432	28775		FOSSTON CIVIC CENTER		Check		
				E 04	005 586 332 305 132	SUMMER REC SWIMMING LESSONS		\$5,069.16	
		Voucher #:	60130	Invoice	Invoice No: 091515	9/21/2015		Paid Amt:	\$5,069.16
								Check Amount:	\$5,069.16
0162	FNB	56433	30521		GALEN'S SUPERMARKET		Check		
				E 04	005 505 321 401 000	WATER, POP, SNACKS FOR MEETERS AND		\$38.13	
		Voucher #:	60065	Invoice	Invoice No: AUGUST15	9/21/2015		Paid Amt:	\$38.13
				E 01	300 292 000 490 295	Food-Athletic Support		\$2,460.00	
		Voucher #:	60149	Invoice	Invoice No: 411026	9/21/2015		Paid Amt:	\$2,460.00
								Check Amount:	\$2,498.13
0162	FNB	56434	30590		GALLI FURNITURE, INC.		Check		
				E 01	310 810 000 401 000	General Supplies-Maintenance		\$30.00	
		Voucher #:	59988	Invoice	Invoice No: 082515	9/21/2015		Paid Amt:	\$30.00
								Check Amount:	\$30.00
0162	FNB	56435	30935		GARDEN VALLEY TELEPHONE		Check		
				E 01	310 810 000 320 000	Telephone-Maintenance		\$2,572.95	
				E 04	005 505 321 320 000	Telephone-Comm Ed		\$15.38	
				E 04	005 580 325 320 000	Telephone -ECFE		\$15.38	
		Voucher #:	59978	Invoice	Invoice No: SEPT15	9/21/2015		Paid Amt:	\$2,603.71
				E 01	310 810 000 401 000	General Supplies-Maintenance		\$320.25	
				E 01	310 810 000 305 000	Fees For Services-Maintenance		\$440.00	
		Voucher #:	59979	Invoice	Invoice No: 11927	9/21/2015		Paid Amt:	\$760.25
								Check Amount:	\$3,363.96

Bagley Public Schools #162 September 2015 Check Register

Co	Bank	Check No	Code	Rcd	Vendor	Pmt/Void Date	Pmt Type		
0162	FNB	56436	33291		GRAINGER		Check		
				E 01	310 810 000 401 000	General Supplies-Maintenance		\$290.88	
		Voucher #:	60035	Invoice	Invoice No: 9826725153	9/21/2015		Paid Amt:	\$290.88
				E 01	310 810 000 401 000	General Supplies-Maintenance		\$36.63	
		Voucher #:	60036	Invoice	Invoice No: 9827940165	9/21/2015		Paid Amt:	\$36.63
				E 01	310 810 000 401 000	General Supplies-Maintenance		\$55.28	
		Voucher #:	60187	Invoice	Invoice No: 9835569048	9/21/2015		Paid Amt:	\$55.28
								Check Amount:	\$382.79
0162	FNB	56437	33465		GRAND FORKS HERALD		Check		
				E 01	300 620 000 401 000	SUBSCRIPTION RENWAL - M-F MAILED		\$96.72	
				E 01	300 620 000 401 000	START 8/31/15 - STOP 5/27/15		\$0.00	
				E 01	300 620 000 401 000	STOP - VACATION - CHRISTMAS STOP 12/2		\$0.00	
		Voucher #:	60047	Invoice	Invoice No: 090215	9/21/2015		Paid Amt:	\$96.72
				E 01	100 620 000 470 000	SUBSCRIPTION RENEWAL		\$96.72	
				E 01	100 620 000 470 000	M-F MAILED - START 8/31/15 - STOP 5/27/15		\$0.00	
				E 01	100 620 000 470 000	VACATION STOPS - STOP 12/23/15 - START		\$0.00	
		Voucher #:	60048	Invoice	Invoice No: 09022015	9/21/2015		Paid Amt:	\$96.72
								Check Amount:	\$193.44
0162	FNB	56438	33533		GRAND RAPIDS ISD # 318		Check		
				E 01	998 211 000 390 000	Ed Pay to MN Sch Ds		\$295.45	
		Voucher #:	60158	Invoice	Invoice No: 091515	9/21/2015		Paid Amt:	\$295.45
								Check Amount:	\$295.45
0162	FNB	56439	33625		GREAT LAKES AQUARIUM		Check		
				E 01	100 203 000 401 101	General Supplies-Elem Auxiliary Accounts		\$29.00	
		Voucher #:	60197	Invoice	Invoice No: 18186	9/21/2015		Paid Amt:	\$29.00
								Check Amount:	\$29.00
0162	FNB	56440	35214		HANDYMANS, INC.		Check		
				E 01	310 810 000 401 000	General Supplies-Maintenance		\$590.69	
		Voucher #:	60070	Invoice	Invoice No: 412922	9/21/2015		Paid Amt:	\$590.69
								Check Amount:	\$590.69
0162	FNB	56441	36539		HEADWATERS IRRIGATION		Check		
				E 01	310 810 000 305 000	SERVICE WORK ON BASEBALL FIELD SPR		\$116.08	
		Voucher #:	59973	Invoice	Invoice No: 2015-249	9/21/2015		Paid Amt:	\$116.08
								Check Amount:	\$116.08
0162	FNB	56442	36839		HILL RIVER ELECTRIC, INC.		Check		
				E 01	310 810 000 305 000	Fees For Services-Maintenance		\$195.00	
				E 01	310 810 000 401 000	General Supplies-Maintenance		\$50.85	
		Voucher #:	60037	Invoice	Invoice No: 1946	9/21/2015		Paid Amt:	\$245.85

14

Bagley Public Schools #162 September 2015 Check Register

Co	Bank	Check No	Code	Rcd	Vendor	Pmt/Void Date	Pmt Type		
0162	FNB	56442	36839		HILL RIVER ELECTRIC, INC.		Check		
				E 01	310 810 000 305 000	Fees For Services-Maintenance		\$425.00	
				E 01	310 810 000 401 000	General Supplies-Maintenance		\$75.10	
		Voucher #:	60075	Invoice	Invoice No: 1957	9/21/2015		Paid Amt:	\$500.10
				E 01	310 810 000 305 000	Fees For Services-Maintenance		\$130.00	
		Voucher #:	60185	Invoice	Invoice No: 1978	9/21/2015		Paid Amt:	\$130.00
								Check Amount:	\$875.95
0162	FNB	56443	36847		HILLYARD, INC.		Check		
				E 01	310 810 000 401 000	General Supplies-Maintenance		\$342.08	
		Voucher #:	59957	Invoice	Invoice No: 601727573	9/21/2015		Paid Amt:	\$342.08
				E 01	310 810 000 401 000	General Supplies-Maintenance		\$1,540.59	
		Voucher #:	60079	Invoice	Invoice No: 601755190	9/21/2015		Paid Amt:	\$1,540.59
				E 01	310 810 000 401 000	General Supplies-Maintenance		\$1,092.01	
		Voucher #:	60183	Invoice	Invoice No: 601768055	9/21/2015		Paid Amt:	\$1,092.01
								Check Amount:	\$2,974.68
0162	FNB	56444	37835		HOUGHTON MIFFLIN CO.		Check		
				E 01	100 203 000 460 000	1512555 2014 JOURNEYS PREMIUM COMM		\$1,537.50	
				E 01	100 203 000 460 000	Freight		\$161.40	
		Voucher #:	60160	Invoice	Invoice No: 951742881	9/21/2015		Paid Amt:	\$1,698.90
								Check Amount:	\$1,698.90
0162	FNB	56445	38814		IMPACT APPLICATIONS INC		Check		
				E 01	300 292 000 305 295	Consulting/Fees For Services		\$400.00	
		Voucher #:	59962	Invoice	Invoice No: 20155606	9/21/2015		Paid Amt:	\$400.00
								Check Amount:	\$400.00
0162	FNB	56446	39570		ISD # 93 - CARLTON		Check		
				E 01	998 211 000 390 000	Ed Pay to MN Sch Ds		\$1,128.00	
		Voucher #:	60041	Invoice	Invoice No: CD93044	9/21/2015		Paid Amt:	\$1,128.00
								Check Amount:	\$1,128.00
0162	FNB	56447	40742		J&K TROPHY HOUSE		Check		
				E 01	005 010 000 401 000	NAME PLATE FOR SUE HIGGINBOTHAM		\$10.82	
		Voucher #:	60101	Invoice	Invoice No: 98151	9/21/2015		Paid Amt:	\$10.82
								Check Amount:	\$10.82
0162	FNB	56448	40555		J.N. JOHNSON SALES AND SERVICE		Check		
				E 01	005 850 363 305 000	Fees For Services-Fire Safety		\$506.05	
		Voucher #:	59974	Invoice	Invoice No: SOI.111875	9/21/2015		Paid Amt:	\$506.05
								Check Amount:	\$506.05

15

Bagley Public Schools #162 September 2015 Check Register

Co	Bank	Check No	Code	Rcd	Vendor	Pmt/Void Date	Pmt Type		
0162	FNB	56449	42445		KKCQ		Check		
				E 01	005 110 000 305 000	ADVERTISING AGREEMENT 2015-2016 ANN		\$5,600.00	
		Voucher #:	60051	Invoice	Invoice No: 117498	9/21/2015			
							Paid Amt:	\$5,600.00	
							Check Amount:	\$5,600.00	
0162	FNB	56450	05598		KUBIAK'S FAMILY FOODS		Check		
				E 01	300 640 316 490 000	FOOD FOR AIW WORKSHOP		\$44.16	
		Voucher #:	59963	Invoice	Invoice No: 456608-981	9/21/2015			
				E 02	005 770 709 495 000	Milk- Summer Food Service		\$25.14	
				E 02	005 770 709 490 000	Food- Summer Food Service		\$26.15	
				E 01	005 020 000 401 000	General Supplies-Supt. Office		\$30.33	
		Voucher #:	59964	Invoice	Invoice No: AUGUST15	9/21/2015			
				E 02	005 770 701 490 000	Food-Lunches		\$45.92	
		Voucher #:	60131	Invoice	Invoice No: 5380-985	9/21/2015			
				E 01	100 050 000 401 000	LARGE FRUIT TRAY		\$51.00	
				E 01	100 050 000 401 000	JUICE		\$31.15	
		Voucher #:	60132	Invoice	Invoice No: 5021-982,983,984	9/21/2015			
							Paid Amt:	\$82.15	
							Check Amount:	\$253.85	
0162	FNB	56451	46113		LINDFORS AGENCY		Check		
				E 01	005 760 720 340 000	Property Insurance-Transportation		\$233.00	
		Voucher #:	60103	Invoice	Invoice No: SCP2427882-32	9/21/2015			
							Paid Amt:	\$233.00	
							Check Amount:	\$233.00	
0162	FNB	56452	46136		LISTROM'S DISPOSAL, INC.		Check		
				E 01	310 810 000 330 000	Utilities-Maintenance		\$591.36	
		Voucher #:	60081	Invoice	Invoice No: AUGUST15	9/21/2015			
							Paid Amt:	\$591.36	
							Check Amount:	\$591.36	
0162	FNB	56453	46808		MACKIN EDUCATIONAL RESOURCES		Check		
				E 01	300 620 000 470 000	PLEASE SEE ATTACHED ORDER		\$2,008.22	
		Voucher #:	60127	Invoice	Invoice No: 435342	9/21/2015			
							Paid Amt:	\$2,008.22	
							Check Amount:	\$2,008.22	
0162	FNB	56454	47588		MARC		Check		
				E 01	310 810 000 401 000	General Supplies-Maintenance		\$706.26	
		Voucher #:	60186	Invoice	Invoice No: 0560997	9/21/2015			
							Paid Amt:	\$706.26	
							Check Amount:	\$706.26	
0162	FNB	56455	47595		MARCO, INC.		Check		
				E 01	100 203 000 370 000	Rentals and Leases-Elem		\$1,891.69	
		Voucher #:	60163	Invoice	Invoice No: 287245096	9/21/2015			
				E 01	300 211 000 370 000	Rentals and Leases-High School		\$1,329.45	
		Voucher #:	60164	Invoice	Invoice No: 287245039	9/21/2015			
							Paid Amt:	\$1,329.45	

Bagley Public Schools #162 September 2015 Check Register

Co	Bank	Check No	Code	Rcd	Vendor	Pmt/Void Date	Pmt Type		
0162	FNB	56455	47595		MARCO, INC.		Check		
				E 01	300 211 000 370 000	Rentals and Leases-High School		\$953.05	
		Voucher #: 60199	Invoice		Invoice No: 287480982	9/21/2015			
								Paid Amt:	\$953.05
								Check Amount:	\$4,174.19
0162	FNB	56456	47626		MARK'S HARDWARE		Check		
				E 01	310 810 000 401 000	General Supplies-Maintenance		\$1,561.28	
				E 01	005 760 720 401 000	General Supplies-Reg Transportation		\$214.98	
		Voucher #: 60107	Invoice		Invoice No: AUGUST15	9/21/2015			
								Paid Amt:	\$1,776.26
								Check Amount:	\$1,776.26
0162	FNB	56457	48146		MASMS		Check		
				E 01	310 810 000 820 000	MEMBERSHIP DUES - ERICK THORESEN &		\$200.00	
		Voucher #: 60195	Invoice		Invoice No: 091615	9/21/2015			
								Paid Amt:	\$200.00
								Check Amount:	\$200.00
0162	FNB	56458	1209		MASSP		Check		
				E 01	300 050 000 820 000	MASSP DUES		\$583.00	
				E 01	300 050 000 820 000	NASSP DUES		\$250.00	
				E 01	300 050 000 820 000	DIVISION DUES		\$25.00	
				E 01	300 050 000 820 000	ED LEADERS NETWORK		\$99.00	
		Voucher #: 59984	Invoice		Invoice No: 082515	9/21/2015			
								Paid Amt:	\$957.00
								Check Amount:	\$957.00
0162	FNB	56459	49203		MECA SPORTSWEAR		Check		
				E 01	300 292 000 401 295	General Supplies-Athletic Support		\$609.00	
		Voucher #: 60198	Invoice		Invoice No: SIP102590	9/21/2015			
								Paid Amt:	\$609.00
								Check Amount:	\$609.00
0162	FNB	56460	49273		MEDTOX LABORATORIES		Check		
				E 01	005 110 000 305 160	Fees For Services-Drug Testing		\$56.10	
		Voucher #: 60141	Invoice		Invoice No: 08201566597	9/21/2015			
								Paid Amt:	\$56.10
								Check Amount:	\$56.10
0162	FNB	56461	50656		MIDWEST BUS PARTS, INC		Check		
				E 01	005 760 720 401 000	General Supplies-Reg Transportation		\$92.41	
		Voucher #: 60167	Invoice		Invoice No: 69172	9/21/2015			
								Paid Amt:	\$92.41
								Check Amount:	\$92.41
0162	FNB	56462	50711		MIDWEST SPORTSWEAR & ATH SUPPL		Check		
				E 01	300 292 000 401 295	General Supplies-Athletic Support		\$699.24	
		Voucher #: 60129	Invoice		Invoice No: 28185	9/21/2015			
								Paid Amt:	\$699.24
								Check Amount:	\$699.24

17

Bagley Public Schools #162 September 2015 Check Register

Co	Bank	Check No	Code	Rcd	Vendor	Pmt/Void Date	Pmt Type		
0162	FNB	56463	52498		MINNESOTA DEPARTMENT OF HEALTH		Check		
				E 02	005 770 701 820 000	Dues and Membership-Food Service		\$35.00	
		Voucher #:	59985	Invoice	Invoice No:	082515		9/21/2015	
								Paid Amt:	\$35.00
								Check Amount:	\$35.00
0162	FNB	56464	1281		MN DEPT. OF HUMAN SERVICES		Check		
				E 01	005 110 000 305 000	Fees For Services-Business Office		\$77.00	
		Voucher #:	60042	Invoice	Invoice No:	00000296935		9/21/2015	
								Paid Amt:	\$77.00
								Check Amount:	\$77.00
0162	FNB	56465	54978		NATIONAL HONOR SOCIETY/NASSP		Check		
				E 01	300 291 000 820 122	NHS RENEWAL - JULY 1, 2015 - JUNE 30, 2015		\$385.00	
		Voucher #:	59982	Invoice	Invoice No:	082515		9/21/2015	
								Paid Amt:	\$385.00
								Check Amount:	\$385.00
0162	FNB	56466	55660		NAYLOR'S HEATING AND REFRIGERATION, LLC.		Check		
				E 01	310 810 000 305 000	Fees For Services-Maintenance		\$375.00	
		Voucher #:	60076	Invoice	Invoice No:	114407		9/21/2015	
								Paid Amt:	\$375.00
				E 01	310 810 000 305 000	Fees For Services-Maintenance		\$275.00	
				E 01	310 810 000 401 000	General Supplies-Maintenance		\$79.15	
		Voucher #:	60077	Invoice	Invoice No:	114408		9/21/2015	
								Paid Amt:	\$354.15
		Voucher #:	60078	Invoice	Invoice No:	114481		9/21/2015	
								Paid Amt:	\$6.96
								Check Amount:	\$736.11
0162	FNB	56467	55863		NEI BOTTLING, INC.		Check		
				E 01	300 292 000 490 295	Food-Athletic Support		\$65.50	
		Voucher #:	60043	Invoice	Invoice No:	141766		9/21/2015	
								Paid Amt:	\$65.50
				E 01	300 292 000 490 295	Food-Athletic Support		\$1,833.30	
		Voucher #:	60046	Invoice	Invoice No:	801074		9/21/2015	
								Paid Amt:	\$1,833.30
				E 01	300 292 000 490 295	Food-Athletic Support		\$76.00	
		Voucher #:	60150	Invoice	Invoice No:	1195528		9/21/2015	
								Paid Amt:	\$76.00
								Check Amount:	\$1,974.80
0162	FNB	56468	57845		NORTH CENTRAL PARTS & SERVICE		Check		
				E 01	005 760 720 401 000	General Supplies-Reg Transportation		\$81.00	
		Voucher #:	60153	Invoice	Invoice No:	221666		9/21/2015	
								Paid Amt:	\$81.00
				E 01	005 760 720 401 000	General Supplies-Reg Transportation		\$26.72	
		Voucher #:	60154	Invoice	Invoice No:	523242		9/21/2015	
								Paid Amt:	\$26.72
				E 01	005 760 720 401 000	General Supplies-Reg Transportation		\$269.12	
		Voucher #:	60155	Invoice	Invoice No:	222203		9/21/2015	
								Paid Amt:	\$269.12
								Check Amount:	\$376.84

18

Bagley Public Schools #162 September 2015 Check Register

Co	Bank	Check No	Code	Rcd	Vendor	Pmt/Void Date	Pmt Type
0162	FNB	56469	58063		NORTH COUNTRY SALT SERVICE, IN		Check
				E 01	310 810 000 401 000	General Supplies-Maintenance	\$213.13
		Voucher #: 60072	Invoice		Invoice No: 36108	9/21/2015	Paid Amt: \$213.13
							Check Amount: \$213.13
0162	FNB	56470	58041		NORTHERN LAKES VENDING		Check
				E 01	100 050 000 401 000	General Supplies-Elem Office	\$148.00
		Voucher #: 60142	Invoice		Invoice No: 5820:003304	9/21/2015	Paid Amt: \$148.00
				E 01	300 292 000 490 295	Food-Athletic Support	\$1,127.00
		Voucher #: 60143	Invoice		Invoice No: 5820:001816	9/21/2015	Paid Amt: \$1,127.00
							Check Amount: \$1,275.00
0162	FNB	56471	58155		NORTHLAND COMM & TECH COLLEGE		Check
				E 01	005 760 720 366 000	MILEAGE	\$25.00
				E 01	005 760 720 366 000	INSTRUCTION/ACTIVITY/SERVICE	\$1,040.00
		Voucher #: 60061	Invoice		Invoice No: 00327249	9/21/2015	Paid Amt: \$1,065.00
							Check Amount: \$1,065.00
0162	FNB	56472	58420		NORTHWEST SERVICE COOPERATIVE		Check
				E 01	005 110 000 305 160	Fees For Services-Drug Testing	\$90.75
		Voucher #: 59965	Invoice		Invoice No: 28222	9/21/2015	Paid Amt: \$90.75
				E 01	300 640 316 366 000	Travel-Staff Development	\$40.00
		Voucher #: 59966	Invoice		Invoice No: 28209	9/21/2015	Paid Amt: \$40.00
				E 01	300 640 316 366 000	Travel-Staff Development	\$125.00
		Voucher #: 59967	Invoice		Invoice No: 28194	9/21/2015	Paid Amt: \$125.00
				E 01	005 110 000 305 000	Fees For Services-Business Office	\$150.00
		Voucher #: 60156	Invoice		Invoice No: 28290	9/21/2015	Paid Amt: \$150.00
							Check Amount: \$405.75
0162	FNB	56473	60228		PAN-O-GOLD BAKING CO.		Check
				E 02	005 770 701 490 000	Food-Lunches	\$258.00
		Voucher #: 60125	Invoice		Invoice No: AUGUST15	9/21/2015	Paid Amt: \$258.00
							Check Amount: \$258.00
0162	FNB	56474	61888		PIONEER		Check
				E 01	300 292 000 401 295	General Supplies-Athletic Support	\$248.00
		Voucher #: 60122	Invoice		Invoice No: 571336	9/21/2015	Paid Amt: \$248.00
							Check Amount: \$248.00
0162	FNB	56475	61813		PIONEER ADVERTISERS, THE		Check
				E 01	005 110 000 401 000	SUBSCRIPTION PAYMENT	\$175.45
		Voucher #: 60052	Invoice		Invoice No: 090215	9/21/2015	Paid Amt: \$175.45
							Check Amount: \$175.45

19

Bagley Public Schools #162 September 2015 Check Register

Co	Bank	Check No	Code	Rcd	Vendor	Pmt/Void Date	Pmt Type		
0162	FNB	56476	62315		POSITIVE PROMOTIONS		Check		
				E 04	005 505 321 401 000	ACADEMIC MONTHLY CALENDARS		\$62.81	
				E 04	005 580 325 401 000	ACADEMIC MONTHLY CALENDARS		\$62.82	
				E 04	005 583 354 401 000	ACADEMIC MONTHLY CALENDAR		\$62.82	
				E 04	005 583 354 401 000	SEE ATTACHED		\$0.00	
		Voucher #:	59980	Invoice	Invoice No: 05301549				
						9/21/2015		Paid Amt:	\$188.45
								Check Amount:	\$188.45
0162	FNB	56477	63020		PUBLIC UTILITIES		Check		
				E 01	310 810 000 330 000	Utilities-Maintenance		\$20,315.02	
		Voucher #:	60082	Invoice	Invoice No: AUGUST15				
						9/21/2015		Paid Amt:	\$20,315.02
								Check Amount:	\$20,315.02
0162	FNB	56478	63365		QUILL CORPORATION		Check		
				E 01	300 050 000 401 000	ENVELOPES		\$43.99	
		Voucher #:	60095	Invoice	Invoice No: 7100877				
				E 02	005 770 701 401 000	PLEASE SEE ATTACHED		\$192.72	
		Voucher #:	60096	Invoice	Invoice No: 7069902				
				E 01	005 110 000 401 000	SEE ATTACHED		\$58.04	
		Voucher #:	60104	Invoice	Invoice No: 7287042				
						9/21/2015		Paid Amt:	\$58.04
								Check Amount:	\$294.75
0162	FNB	56479	54280		RAMSRUD AUTO PARTS		Check		
				E 01	310 810 000 401 000	General Supplies-Maintenance		\$8.78	
				E 01	005 760 720 401 000	General Supplies-Reg Transportation		\$130.33	
		Voucher #:	60144	Invoice	Invoice No: 54280				
						9/21/2015		Paid Amt:	\$139.11
								Check Amount:	\$139.11
0162	FNB	56480	64377		REALLY GOOD STUFF, INC.		Check		
				E 01	100 203 000 430 000	305766CEZ STORY ELEMENTS MINI-POSTE		\$11.89	
				E 01	100 203 000 430 000	306398CEZ BIT BY BIT WORD OF THE DAY		\$12.95	
				E 01	100 203 000 430 000	304362CEZ READING COMPREHENSION FI		\$29.99	
				E 01	100 203 000 430 000	SHIPPING		\$10.95	
		Voucher #:	60161	Invoice	Invoice No: 5330868				
				E 01	100 203 000 401 000	161922AJK EZSTORE PRIVACY SHIELDS -		\$29.99	
				E 01	100 203 000 401 000	SHIPPING		\$8.95	
		Voucher #:	60162	Invoice	Invoice No: 5330858				
						9/21/2015		Paid Amt:	\$38.94
								Check Amount:	\$104.72
0162	FNB	56481	65237		RICHARDS PUBLISHING CO		Check		
				E 01	005 110 000 305 000	CALENDARS FOR 2015-2016		\$8,125.26	

20

Bagley Public Schools #162 September 2015 Check Register

Co	Bank	Check No	Code	Rcd	Vendor	Pmt/Void Date	Pmt Type		
0162	FNB	56481	65237		RICHARDS PUBLISHING CO		Check		
				E 01	005 110 000 305 000	POSTAGE		\$412.52	
		Voucher #: 60005	Invoice		Invoice No: 00499196	9/21/2015			
								Paid Amt:	\$8,537.78
								Check Amount:	\$8,537.78
0162	FNB	56482	65696		ROSS LEWIS SIGN CO		Check		
				E 01	005 850 302 520 000	MOVE SCOREBOARD AT FOOTBALL FIELD		\$12,055.00	
		Voucher #: 60050	Invoice		Invoice No: 32820	9/21/2015			
								Paid Amt:	\$12,055.00
								Check Amount:	\$12,055.00
0162	FNB	56483	65899		ROYAL TIRE, INC.		Check		
				E 01	005 760 720 401 000	General Supplies-Reg Transportation		\$604.14	
		Voucher #: 60033	Invoice		Invoice No: 317-18986	9/21/2015			
								Paid Amt:	\$604.14
								Check Amount:	\$604.14
0162	FNB	56484	66925		SCHOLASTIC EQUIPMENT CO		Check		
				E 01	100 203 302 530 000	PLEASE SEE ATTACHED -BAGE072115		\$2,777.00	
		Voucher #: 59968	Invoice		Invoice No: 9163	9/21/2015			
								Paid Amt:	\$2,777.00
								Check Amount:	\$2,777.00
0162	FNB	56485	66800		SCHOLASTIC, INC.		Check		
				E 01	100 216 401 430 000	HOSTING RENEWAL - SYSTEM 44 & READ		\$1,293.75	
		Voucher #: 59969	Invoice		Invoice No: 11492220	9/21/2015			
				E 01	300 211 317 430 000	SEE ATTACHED		\$1,588.00	
		Voucher #: 59996	Invoice		Invoice No: 11554233	9/21/2015			
				E 01	300 211 317 430 000	back orders		\$816.14	
		Voucher #: 60040	Invoice		Invoice No: 11617357	9/21/2015			
								Paid Amt:	\$816.14
								Check Amount:	\$3,697.89
0162	FNB	56486	67160		SCHOOL SPECIALTY, INC.		Check		
				E 01	100 203 000 401 000	PLEASE SEE ATTACHED		\$177.10	
		Voucher #: 59970	Invoice		Invoice No: 308102275271	9/21/2015			
				E 01	300 211 000 401 000	PLEASE SEE ATTACHED		\$656.05	
		Voucher #: 59971	Invoice		Invoice No: 308102275379	9/21/2015			
				E 01	300 211 000 401 000	General Supplies-High School		\$340.52	
		Voucher #: 59972	Invoice		Invoice No: 208114886637	9/21/2015			
				E 01	100 212 000 430 000	ART SUPPLIES - SEE ATTACHED		\$69.72	
				E 02	005 770 701 401 000	FOOD SERVICE SUPPLIES		\$4.67	
		Voucher #: 60039	Invoice		Invoice No: 208115057996	9/21/2015			
				E 01	100 203 000 401 000	PLEASE SEE ATTACHED		\$104.69	
		Voucher #: 60098	Invoice		Invoice No: 308102313702	9/21/2015			
								Paid Amt:	\$104.69
								Check Amount:	\$1,352.75

Bagley Public Schools #162 September 2015 Check Register

Co	Bank	Check No	Code	Rcd	Vendor	Pmt/Void Date	Pmt Type
0162	FNB	56487	67186		SCHOOL TECH SUPPLY		Check
				E 01	005 810 000 401 181	DELL LATITUDE E6400 BATTERY	\$175.00
				E 01	005 810 000 401 181	DELL LATITUDE E6400 REPLACEMENT KEY	\$135.00
				E 01	005 810 000 401 181	PLEASE SEE ATTACHED QUOTE - 00030271	\$0.00
		Voucher #:	60106	Invoice	Invoice No: 23185	9/21/2015	Paid Amt: \$310.00
							Check Amount: \$310.00
0162	FNB	56488	67563		SEATING & ATHLETIC FACILITY,EN		Check
				E 01	300 292 302 530 000	Equipment-Athletic	\$19,250.00
		Voucher #:	59993	Invoice	Invoice No: 082715	9/21/2015	Paid Amt: \$19,250.00
							Check Amount: \$19,250.00
0162	FNB	56489	1168		SECAP FINANCE		Check
				E 01	005 110 000 370 000	Rentals and Leases	\$459.00
		Voucher #:	60105	Invoice	Invoice No: 2609461-AU15	9/21/2015	Paid Amt: \$459.00
							Check Amount: \$459.00
0162	FNB	56490	69235		SOLID BOTTOM SEPTIC		Check
				E 01	300 292 000 305 295	Consulting/Fees For Services	\$160.00
		Voucher #:	60045	Invoice	Invoice No: 090215	9/21/2015	Paid Amt: \$160.00
							Check Amount: \$160.00
0162	FNB	56491	74179		TEAM LABORATORY CHEMICAL CORP.		Check
				E 01	310 810 000 401 000	General Supplies-Maintenance	\$2,067.50
		Voucher #:	59959	Invoice	Invoice No: 102884	9/21/2015	Paid Amt: \$2,067.50
				E 01	310 810 000 401 000	General Supplies-Maintenance	\$79.00
		Voucher #:	60080	Invoice	Invoice No: 103162	9/21/2015	Paid Amt: \$79.00
				E 01	310 810 000 401 000	General Supplies-Maintenance	\$87.00
		Voucher #:	60188	Invoice	Invoice No: 103339	9/21/2015	Paid Amt: \$87.00
							Check Amount: \$2,233.50
0162	FNB	56492	74181		TECH CHECK, LLC		Check
				E 01	005 810 000 305 181	Consulting/Fees For Services-Technology	\$4,200.00
		Voucher #:	60006	Invoice	Invoice No: 0027842	9/21/2015	Paid Amt: \$4,200.00
							Check Amount: \$4,200.00
0162	FNB	56493	74218		TELIN TRANSPORTATION GROUP		Check
				E 01	005 760 720 401 000	General Supplies-Reg Transportation	\$17.45
		Voucher #:	60151	Invoice	Invoice No: 90442	9/21/2015	Paid Amt: \$17.45
				E 01	005 760 720 401 000	General Supplies-Reg Transportation	\$519.99
		Voucher #:	60152	Invoice	Invoice No: 90329	9/21/2015	Paid Amt: \$519.99
							Check Amount: \$537.44

22

Bagley Public Schools #162 September 2015 Check Register

Co	Bank	Check No	Code	Rcd	Vendor	Pmt/Void Date	Pmt Type		
0162	FNB	56494	1268		THE BUY LINE		Check		
				E 01	005 110 000 305 000	AD FOR SPEECH CLINICIAN		\$126.00	
		Voucher #: 60049	Invoice		Invoice No: 71208-A	9/21/2015			
								Paid Amt:	\$126.00
								Check Amount:	\$126.00
0162	FNB	56495	76130		TRAINING ROOM, INC.		Check		
				E 01	300 292 000 401 295	General Supplies-Athletic Support		\$1,663.45	
		Voucher #: 59958	Invoice		Invoice No: 456, 457, 458, 689	9/21/2015			
								Paid Amt:	\$1,663.45
								Check Amount:	\$1,663.45
0162	FNB	56496	1271		TS EDUCATIONAL LEADERSHIP CONSULTING, LLC		Check		
				E 01	300 640 316 305 000	Fees For Services-Staff Development		\$5,000.00	
		Voucher #: 59977	Invoice		Invoice No: 082415	9/21/2015			
								Paid Amt:	\$5,000.00
								Check Amount:	\$5,000.00
0162	FNB	56497	79179		VERIZON WIRELESS		Check		
				E 01	310 810 000 320 000	Telephone-Maintenance		\$154.08	
		Voucher #: 60136	Invoice		Invoice No: 9751474204	9/21/2015			
								Paid Amt:	\$154.08
								Check Amount:	\$154.08
0162	FNB	56498	79331		VISA		Check		
				E 01	300 710 000 430 000	Instructional Supply-Guidance Office		\$278.10	
		Voucher #: 60137	Invoice		Invoice No: 091515	9/21/2015			
								Paid Amt:	\$278.10
								Check Amount:	\$278.10
0162	FNB	56499	79345		VISTA HIGHER LEARNING		Check		
				E 01	300 230 000 460 000	978-1-60007-281-9 DESCRIBRE LEVEL 2 W/		\$576.00	
				E 01	300 230 000 460 000	SHIPPING		\$14.37	
		Voucher #: 60038	Invoice		Invoice No: SI108234	9/21/2015			
								Paid Amt:	\$590.37
								Check Amount:	\$590.37
0162	FNB	56500	80788		WESTWOOD BUILDING CENTER, INC.		Check		
				E 01	310 810 000 401 000	General Supplies-Maintenance		\$107.80	
		Voucher #: 60074	Invoice		Invoice No: AUGUST15	9/21/2015			
								Paid Amt:	\$107.80
								Check Amount:	\$107.80
								Report Total:	\$246,472.55

Bagley Public Schools #162
September 2015 Check Register
Fund Summary

Fund	Description	Total
01	General Fund	\$237,879.76
02	Food Service	\$853.45
04	Community Services	\$7,739.34
Report Total		\$246,472.55

Bagley Public Schools #162
September 2015 Check Register
Fund Summary

Fund	Description	Total
01	General Fund	\$237,879.76
02	Food Service	\$853.45
04	Community Services	\$7,739.34
Report Total		\$246,472.55

Bagley Public Schools #162 August 2015 Hand Payables Check Register

Co	Bank	Check No	Code	Rcd	Vendor	Pmt/Void Date	Pmt Type		
0162	FNB	30923	1265		MAEOP		Check		
				E 01	005 110 000 820 000	MEMBERSHIP - 2015-2016 SY		\$35.00	
		Voucher #: 59886	Invoice		Invoice No: 080415	8/4/2015			
							Paid Amt:	\$35.00	
							Check Amount:	\$35.00	
0162	FNB	30924	62215		POPPLERS MUSIC INC		Check		
				E 01	300 259 000 430 000	BAND MUSIC READINGS		\$35.00	
				E 01	300 259 000 430 000	CHORAL READING SESSION		\$35.00	
		Voucher #: 59887	Invoice		Invoice No: 080415	8/4/2015			
							Paid Amt:	\$70.00	
							Check Amount:	\$70.00	
0162	FNB	30925	61530		PETTY CASH -TRAVEL		Check		
				E 01	100 216 401 366 000	Travel-Title I		\$700.43	
				E 01	005 110 000 366 000	Travel-Business Office		\$23.00	
				E 01	100 640 316 366 000	Travel-Reg Transportation		\$183.38	
				E 01	005 760 720 366 000	Travel-Reg Transportation		\$293.01	
		Voucher #: 59888	Invoice		Invoice No: 080415	8/4/2015			
							Paid Amt:	\$1,199.82	
							Check Amount:	\$1,199.82	
0162	FNB	30926	09890		NW SERVICE COOP/BC-BS		Check		
				B 01	215 030	Insurance Payable		\$9,387.00	
		Voucher #: 59790	Invoice		Invoice No: M2016010	8/6/2015			
				B 01	215 030	Insurance Payable		\$50,462.00	
		Voucher #: 59903	Invoice		Invoice No: 080615	8/6/2015			
							Paid Amt:	\$50,462.00	
							Check Amount:	\$59,849.00	
0162	FNB	30927	1157		HESSEL, LUCAS		Check		
				E 01	310 810 000 350 000	Repair and Main Serv-Maintenance		\$200.00	
		Voucher #: 59928	Invoice		Invoice No: 081115	8/11/2015			
							Paid Amt:	\$200.00	
							Check Amount:	\$200.00	
0162	FNB	30928	06113		BAGLEY OIL, CO.		Check		
				E 01	310 810 000 440 000	Heating Fuel-Maintenance		\$630.20	
		Voucher #: 59951	Invoice		Invoice No: 8035	8/14/2015			
							Paid Amt:	\$630.20	
							Check Amount:	\$630.20	
0162	FNB	30929	48402		MENARDS-BEMIDJI		Check		
				E 01	310 810 000 401 000	General Supplies-Maintenance		\$1,688.30	
		Voucher #: 59950	Invoice		Invoice No: 73649	8/14/2015			
							Paid Amt:	\$1,688.30	
							Check Amount:	\$1,688.30	
0162	FNB	30930	63020		PUBLIC UTILITIES		Check		
				E 01	310 810 000 330 000	Utilities-Maintenance		\$2,977.21	
		Voucher #: 59947	Invoice		Invoice No: IPP 2ND PMT	8/14/2015			
							Paid Amt:	\$2,977.21	

Bagley Public Schools #162

August 2015 Hand Payables Check Register

Co	Bank	Check No	Code	Rcd	Vendor	Pmt/Void Date	Pmt Type		
0162	FNB	30930	63020		PUBLIC UTILITIES		Check		
				E 01	310 810 000 330 000	Utilities-Maintenance		\$15,831.65	
		Voucher #: 59948	Invoice		Invoice No: JULY15	8/14/2015			
								Paid Amt: \$15,831.65	
								Check Amount: \$18,808.86	
0162	FNB	30931	67632		SELECTACCOUNT		Check		
				E 01	005 110 000 305 000	Fees For Services-Business Office		\$80.18	
		Voucher #: 59952	Invoice		Invoice No: 1112913, 1112916	8/14/2015			
								Paid Amt: \$80.18	
								Check Amount: \$80.18	
0162	FNB	30932	79331		VISA		Check		
				E 01	300 211 000 430 000	Instructional Supply-High School		\$163.00	
		Voucher #: 59949	Invoice		Invoice No: 15G22167702-0	8/14/2015			
								Paid Amt: \$163.00	
								Check Amount: \$163.00	
0162	FNB	30933	17672		COMFORT INN SUITES		Check		
				E 01	300 211 000 366 170	ROOM FOR HAAS CLASS		\$308.96	
		Voucher #: 59953	Invoice		Invoice No: 081715	8/17/2015			
								Paid Amt: \$308.96	
								Check Amount: \$308.96	
0162	FNB	30934	57845		NORTH CENTRAL PARTS & SERVICE		Check		
				E 01	005 760 302 548 000	71 PASS BLUE BIRD VISION AS PER BID		\$173,564.98	
		Voucher #: 59954	Invoice		Invoice No: 4275, 4276	8/18/2015			
								Paid Amt: \$173,564.98	
								Check Amount: \$173,564.98	
0162	FNB	30935	27830		FIRST NATIONAL BANK		Check		
				R 02	005 000 701 601 000	Sales-Lunches		\$177.00	
		Voucher #: 59955	Invoice		Invoice No: 081815	8/18/2015			
								Paid Amt: \$177.00	
								Check Amount: \$177.00	
0162	FNB	30936	06210		BAGLEY POST OFFICE		Check		
				E 04	005 505 321 329 000	Postage-Comm Ed		\$225.00	
		Voucher #: 59989	Invoice		Invoice No: 082615	8/26/2015			
								Paid Amt: \$225.00	
								Check Amount: \$225.00	
0162	FNB	30937	02893		ARAMARK CO.		Check		
				E 01	310 810 000 401 000	General Supplies-Maintenance		\$145.95	
		Voucher #: 59992	Invoice		Invoice No: 16397877	8/27/2015			
								Paid Amt: \$145.95	
								Check Amount: \$145.95	
0162	FNB	30938	1273		JOE CARRIER		Check		
				E 01	300 605 320 305 000	SPEAKER FOR STAFF TRAINING & SENSIT		\$500.00	
		Voucher #: 59990	Invoice		Invoice No: 082715	8/27/2015			
								Paid Amt: \$500.00	
								Check Amount: \$500.00	

Bagley Public Schools #162 August 2015 Hand Payables Check Register

Co	Bank	Check No	Code	Rcd	Vendor	Pmt/Void Date	Pmt Type		
0162	FNB	30939	47595		MARCO, INC.		Check		
				E 01	300 211 000 370 000	Rentals and Leases-High School		\$1,253.05	
		Voucher #: 59991	Invoice		Invoice No: 285054961	8/27/2015			
								Paid Amt:	\$1,253.05
								Check Amount:	\$1,253.05
0162	FNB	30940	47593		MARCO		Check		
				E 01	100 203 000 370 000	Rentals and Leases-Elem		\$271.04	
				E 01	300 211 000 370 000	Rentals and Leases-High School		\$442.23	
		Voucher #: 59998	Invoice		Invoice No: 2782269	8/28/2015			
								Paid Amt:	\$713.27
								Check Amount:	\$713.27
0162	FNB	30941	33350		US FOODSERVICE - GRAND FORKS		Check		
				E 01	300 211 000 490 000	Food		\$93.20	
		Voucher #: 59999	Invoice		Invoice No: 5143476	8/28/2015			
				E 02	005 770 701 490 000	Food-Lunches		\$1,552.21	
		Voucher #: 60000	Invoice		Invoice No: 5143475	8/28/2015			
				E 02	005 770 701 490 000	Food-Lunches		\$658.42	
		Voucher #: 60001	Invoice		Invoice No: 5143473	8/28/2015			
				E 01	100 050 000 401 000	General Supplies-Elem Office		\$105.69	
		Voucher #: 60002	Invoice		Invoice No: 5143474	8/28/2015			
								Paid Amt:	\$105.69
								Check Amount:	\$2,409.52
								Report Total:	\$262,022.09

20

Bagley Public Schools #162
August 2015 Hand Payables Check Register
Fund Summary

Fund	Description	Total
01	General Fund	\$259,409.46
02	Food Service	\$2,387.63
04	Community Services	\$225.00
Report Total		\$262,022.09

**Bagley Public Schools
Treasurer's Report
Period Ended August 31, 2015**

<u>CASH SUMMARY</u>	<u>General</u>	<u>Food Service</u>	<u>Community Service</u>	<u>Capital Projects</u>	<u>Debt Redemption</u>	<u>Trust</u>	<u>Total</u>
Ending Cash Balances	<u>3,212,240.64</u>	<u>160,159.28</u>	<u>120,775.68</u>	<u>5,303.55</u>	<u>347,757.82</u>	<u>1,088.02</u>	<u>3,847,324.99</u>

OPERATING ANALYSIS

Revenues

Current Month Receipts	1,019,131.38	56,135.26	22,290.68	0.00	7,735.98	0.00	1,105,293.30
Previous Months	<u>4,000,985.87</u>	<u>224,509.34</u>	<u>91,461.11</u>	<u>0.00</u>	<u>115,568.59</u>	<u>1,000.00</u>	<u>4,433,524.91</u>
Total YTD Revenues	<u>5,020,117.25</u>	<u>280,644.60</u>	<u>113,751.79</u>	<u>0.00</u>	<u>123,304.57</u>	<u>1,000.00</u>	<u>5,538,818.21</u>
Current Month Expenditures	1,239,776.66	53,444.03	16,654.08	0.00	175,757.50	500.00	1,486,132.27
Previous Months	<u>5,507,479.82</u>	<u>265,964.38</u>	<u>106,601.68</u>	<u>6,992,838.90</u>	<u>127,676.69</u>	<u>0.00</u>	<u>13,000,561.47</u>
Total YTD Expenditures	<u>6,747,256.48</u>	<u>319,408.41</u>	<u>123,255.76</u>	<u>6,992,838.90</u>	<u>303,434.19</u>	<u>500.00</u>	<u>14,486,693.74</u>
Revenues Over (Under) Expenditures	<u>(1,727,139.23)</u>	<u>(38,763.81)</u>	<u>(9,503.97)</u>	<u>(6,992,838.90)</u>	<u>(180,129.62)</u>	<u>500.00</u>	<u>(8,947,875.53)</u>

BUDGET ANALYSIS

Revenues

YTD Revenues	5,020,117.25	280,644.60	113,751.79	0.00	123,304.57	1,000.00	5,538,818.21
Budget	<u>11,916,177.00</u>	<u>527,450.00</u>	<u>224,515.00</u>	<u>0.00</u>	<u>309,191.00</u>	<u>500.00</u>	<u>12,977,333.00</u>
Over (Under) Budget	<u>(6,896,059.75)</u>	<u>(246,805.40)</u>	<u>(110,763.21)</u>	<u>0.00</u>	<u>(185,886.43)</u>	<u>500.00</u>	<u>(7,439,514.79)</u>
% Budget Received	<u>42.13%</u>	<u>53.21%</u>	<u>50.67%</u>	<u>0.00%</u>	<u>39.88%</u>	<u>200.00%</u>	<u>42.68%</u>

Expenditures

YTD Expenditures	6,747,256.48	319,408.41	123,255.76	6,992,838.90	303,434.19	500.00	14,486,693.74
Budget	<u>12,700,154.00</u>	<u>558,140.00</u>	<u>223,930.00</u>	<u>0.00</u>	<u>303,434.00</u>	<u>500.00</u>	<u>13,785,658.00</u>
Over (Under) Budget	<u>(5,952,897.52)</u>	<u>(238,731.59)</u>	<u>(100,674.24)</u>	<u>6,992,838.90</u>	<u>0.19</u>	<u>0.00</u>	<u>700,535.74</u>
% Budget Expended (Over)	<u>53.13%</u>	<u>57.23%</u>	<u>55.04%</u>	<u>0.00%</u>	<u>100.00%</u>	<u>100.00%</u>	<u>105.09%</u>

INDEPENDENT SCHOOL DISTRICT 162

STATEMENT OF REVENUES AND EXPENDITURES

BUDGET AND ACTUAL

GENERAL FUND

THROUGH MONTH ENDED AUGUST 31, 2015

WITH COMPARATIVE AMOUNTS FOR THE YEAR ENDED JUNE 30, 2015

	2016			2015	
	Budgeted Amounts		Actual	Over (Under)	Actual
	Original	Final		Final Budget	
REVENUES					
Local Property Taxes	1,057,462	1,057,462	3,617.60	(1,053,844.40)	922,158
Other Local and County Revenues	284,004	284,004	18,576.63	(265,427.37)	380,291
Revenues from State Sources	10,135,421	10,135,421	1,601,461.66	(8,533,959.34)	9,766,303
Revenues from Federal Sources	634,000	634,000	21,409.66	(612,590.34)	565,838
Investment Earnings	12,000	12,000	2,000.25	(9,999.75)	10,140
TOTAL REVENUES	12,122,887	12,122,887	1,647,065.80	(10,475,821)	11,644,730
EXPENDITURES					
District and School Administration	722,486	722,486	116,815.44	(605,670.56)	745,330
District Support Services	317,165	317,165	62,374.14	(254,790.86)	289,327
Regular Instruction	5,118,160	5,118,160	108,539.26	(5,009,620.74)	4,905,620
Vocational Instruction	107,660	107,660	966.76	(106,693.24)	123,864
Special Education	2,298,513	2,298,513	1,202.42	(2,297,310.58)	2,155,940
Instructional Support Services	398,015	398,015	156,939.90	(241,075.10)	395,349
Pupil Support Services	1,618,463	1,618,463	265,973.08	(1,352,489.92)	1,678,529
Site, Buildings & Equipment	2,190,825	2,190,825	456,666.34	(1,734,158.66)	2,452,832
Fiscal & Other Fixed Costs	73,000	73,000	76,307.00	3,307.00	66,054
TOTAL EXPENDITURES	12,844,287	12,844,287	1,245,784.34	(11,598,503)	12,812,846
Excess (Deficiency) of Revenues					
Over (Under) Expenditures	(721,400)	(721,400)	401,281	1,122,681	(1,168,116)

Bagley Public Schools #162 August 2015 Wire Payments

Co	Bank	Check No	Code	Rcd	Vendor	Pmt/Void Date	Pmt Type		
0162	FNB	1016			MN DEPT OF REVENUE		Wire		
				B 01	215 013	State W/H Payable		\$5,132.45	
	Voucher #:	59505	Invoice		Invoice No: M2015120	7/29/2015			Paid Amt: \$5,132.45
				B 01	215 013	State W/H Payable		\$361.15	
	Voucher #:	59519	Invoice		Invoice No: Z2015120	7/29/2015			Paid Amt: \$361.15
								Check Amount:	\$5,493.60
0162	FNB	51276			MINNESOTA CHILD SUPPORT PAY CT		Wire		
				B 01	215 035	Garnishments		\$1,042.00	
	Voucher #:	59288	Invoice		Invoice No: M2015110	7/29/2015			Paid Amt: \$1,042.00
				B 01	215 035	Garnishments		\$1,042.00	
	Voucher #:	59312	Invoice		Invoice No: M2015111	7/29/2015			Paid Amt: \$1,042.00
				B 01	215 035	Garnishments		\$1,042.00	
	Voucher #:	59336	Invoice		Invoice No: M2015112	7/29/2015			Paid Amt: \$1,042.00
				B 01	215 035	Garnishments		\$1,042.00	
	Voucher #:	59360	Invoice		Invoice No: M2015113	7/29/2015			Paid Amt: \$1,042.00
								Check Amount:	\$4,168.00
0162	FNB	1015			IRS		Wire		
				B 01	215 010	FICA Payable		\$28,338.02	
				B 01	215 011	Fed W/H Payable		\$12,886.25	
	Voucher #:	59504	Invoice		Invoice No: M2015120	7/29/2015			Paid Amt: \$41,224.27
				B 01	215 010	FICA Payable		\$1,079.44	
				B 01	215 011	Fed W/H Payable		\$1,013.53	
	Voucher #:	59518	Invoice		Invoice No: Z2015120	7/29/2015			Paid Amt: \$2,092.97
								Check Amount:	\$43,317.24
0162	FNB	1014			TRA		Wire		
				B 01	215 018	TRA Payable		\$8,288.98	
	Voucher #:	59503	Invoice		Invoice No: M2015120	7/29/2015			Paid Amt: \$8,288.98
				B 01	215 018	TRA Payable		\$98.02	
	Voucher #:	59516	Credit		Invoice No: Z2015120	7/29/2015			Paid Amt: (\$98.02)
								Check Amount:	\$8,190.96
0162	FNB	62905			PUBLIC EMPLOYEES RET ASSOC		Wire		
				B 01	215 017	PERA Payable		\$13,807.78	
	Voucher #:	59506	Invoice		Invoice No: M2015120	7/29/2015			Paid Amt: \$13,807.78
				B 01	215 017	PERA Payable		\$209.99	
	Voucher #:	59517	Credit		Invoice No: Z2015120	7/29/2015			Paid Amt: (\$209.99)
								Check Amount:	\$13,597.79

202

Bagley Public Schools #162 August 2015 Wire Payments

Co	Bank	Check No	Code	Rcd	Vendor	Pmt/Void Date	Pmt Type		
0162	FNB	1016			MN DEPT OF REVENUE		Wire		
				B 01	215 013	State W/H Payable		\$630.84	
		Voucher #: 59767	Invoice		Invoice No: Z2016010	7/29/2015		Paid Amt:	\$630.84
								Check Amount:	\$630.84
0162	FNB	1015			IRS		Wire		
				B 01	215 010	FICA Payable		\$1,794.66	
				B 01	215 011	Fed W/H Payable		\$1,490.71	
		Voucher #: 59766	Invoice		Invoice No: Z2016010	7/29/2015		Paid Amt:	\$3,285.37
								Check Amount:	\$3,285.37
0162	FNB	1014			TRA		Wire		
				B 01	215 018	TRA Payable		\$6,034.78	
		Voucher #: 59801	Invoice		Invoice No: M2016010	8/14/2015		Paid Amt:	\$6,034.78
								Check Amount:	\$6,034.78
0162	FNB	1015			IRS		Wire		
				B 01	215 010	FICA Payable		\$19,752.66	
				B 01	215 011	Fed W/H Payable		\$11,437.03	
		Voucher #: 59802	Invoice		Invoice No: M2016010	8/14/2015		Paid Amt:	\$31,189.69
				B 01	215 010	FICA Payable		\$1.46	
				B 01	215 011	Fed W/H Payable		\$0.95	
		Voucher #: 59828	Invoice		Invoice No: Z201601A0	8/14/2015		Paid Amt:	\$2.41
								Check Amount:	\$31,192.10
0162	FNB	1016			MN DEPT OF REVENUE		Wire		
				B 01	215 013	State W/H Payable		\$0.51	
		Voucher #: 59829	Invoice		Invoice No: Z201601A0	8/14/2015		Paid Amt:	\$0.51
				B 01	215 013	State W/H Payable		\$4,503.32	
		Voucher #: 59803	Invoice		Invoice No: M2016010	8/14/2015		Paid Amt:	\$4,503.32
								Check Amount:	\$4,503.83
0162	FNB	62905			PUBLIC EMPLOYEES RET ASSOC		Wire		
				B 01	215 017	PERA Payable		\$11,053.63	
		Voucher #: 59804	Invoice		Invoice No: M2016010	8/14/2015		Paid Amt:	\$11,053.63
								Check Amount:	\$11,053.63
0162	FNB	1015			IRS		Wire		
				B 01	215 010	FICA Payable		\$18,683.14	
				B 01	215 011	Fed W/H Payable		\$11,456.62	
		Voucher #: 60023	Invoice		Invoice No: M2016020	9/3/2015		Paid Amt:	\$30,139.76
				B 01	215 010	FICA Payable		\$19.38	

33

Bagley Public Schools #162 August 2015 Wire Payments

Co	Bank	Check No	Code	Rcd	Vendor	Pmt/Void Date	Pmt Type
0162	FNB	1015			IRS		Wire
				B 01	215 011		
		Voucher #: 60027	Invoice		Invoice No: Z2016020		
					Fed W/H Payable	\$2.67	
						9/3/2015	
							Paid Amt: \$22.05
							Check Amount: \$30,161.81
0162	FNB	1016			MN DEPT OF REVENUE		Wire
				B 01	215 013		
		Voucher #: 60024	Invoice		Invoice No: M2016020		
					State W/H Payable	\$4,407.13	
						9/3/2015	
							Paid Amt: \$4,407.13
				B 01	215 013		
		Voucher #: 60028	Invoice		Invoice No: Z2016020		
					State W/H Payable	\$1.43	
						9/3/2015	
							Paid Amt: \$1.43
							Check Amount: \$4,408.56
							Report Total: \$166,038.51

Bagley Public Schools #162
August 2015 Wire Payments
Fund Summary

Fund Description	Total
01 General Fund	\$166,038.51
Report Total	\$166,038.51

BAGLEY ELEM SCHOOL
 AUXILARY ACCOUNT
 FY 13


	7/1/15	Receipts	Disbursements	6/30/16
Student Activities	\$296.05	\$0.00	\$1.00	\$295.05
Title VII	\$24.92	\$0.00	\$0.00	\$24.92
Total	\$320.97	\$0.00	\$1.00	\$319.97

Elementary Auxiliary Account
July 31, 2015


	7/1/15	Receipts	Disbursements	7/31/15
Student Activities	\$296.05	0	\$1.00	\$295.05
Title VII	\$24.92			\$24.92
Total	\$320.97	\$0.00	\$1.00	\$319.97

Bagley High School Auxiliary Master Account-2015-2016 School Year

July 1, 2015-August 30, 2015				
Auxiliary Accounts:	Beg Balance	Receipts	Disbursements	End Balance
Class of 2015	345.01		345.01	0
Class of 2016	\$130.22	\$345.01		\$475.23
Class of 2017	\$181.83			\$181.83
Class Of 2018	\$301.26			\$301.26
Class of 2019	\$132.00			\$132.00
Class of 2020	\$90.16			\$90.16
Class of 2021	\$0.00			\$0.00
Band/Choir	\$9,035.59			\$9,035.59
Interact Club	\$1,021.01			\$1,021.01
Prom	\$2,574.59			\$2,574.59
Robotics	\$3,992.84			\$3,992.84
Student Council	\$15,175.82	\$5.62		\$15,181.42
Totals	\$32,980.33	\$350.63	\$345.01	\$32,985.93



Helen Kennedy
 High School Principal



Date

To: Meet and Confer Committee
From: Jennifer Hecht
Date: September 15, 2015
Subject: Meet & Confer 2015-2016

Here are the meet and confer dates for the 2015-2016 school year.

Tuesday, December 15, 2015 @ 7:30 p.m. in the High School Staff Lounge
Tuesday, February 23, 2016 @ 7:30 p.m. in the High School Staff Lounge
Thursday, April 21, 2016 @ 7:30 p.m. in the High School Staff Lounge

Bagley School			
Enrollment K -12			
SY 2015-2016			
	9/15/15	5/1/15	9/16/14
HK	14	11	13
K	60	79	78
1	91	75	79
2	75	99	100
3	102	81	84
4	77	84	87
5	84	76	80
6	80	71	71
Total K-6	583	576	592
7	74	66	68
8	68	74	77
9	77	82	90
10	86	77	86
11	70	59	62
12	56	58	63
Total 7-12	431	416	446
Total K-12	1,014	992	1,038

Bagley School												
Enrollment K -12												
Comparison 05/06 - 15/16 SY												
	9/15/15	9/16/14	9/16/13	9/17/12	9/20/11	9/7/10	9/8/09	9/15/08	9/14/07	9/15/06	9/1/05	
HK	14	13	5	12	20	13	15	14	17	6	8	
K	60	78	76	88	69	74	74	66	60	75	74	
1	91	79	99	87	84	73	76	66	67	81	84	
2	75	100	81	82	77	73	69	66	85	80	65	
3	102	84	87	74	71	65	71	77	76	66	71	
4	77	87	78	74	65	79	77	75	67	66	84	
5	84	80	73	65	82	82	77	64	67	87	79	
6	80	71	68	75	84	81	66	73	93	79	76	
Total K-6	583	592	567	557	552	540	525	501	532	540	541	
7	74	68	79	86	88	71	77	90	80	76	101	
8	68	77	83	83	66	71	90	79	77	97	76	
9	77	90	80	66	75	79	78	75	105	74	96	
10	86	86	62	68	81	77	86	100	67	92	97	
11	70	62	66	70	69	70	104	63	92	97	71	
12	56	63	76	62	68	86	73	86	84	67	78	
Total 7-12	431	446	446	435	447	454	508	493	505	503	519	
Total K-12	1,014	1,038	1,013	992	999	994	1,033	994	1,037	1,043	1,060	

World's Best Workforce Indian Education Plan

Return Completed Form to: Dennis W. Olson - Office of Indian Education 1500 Highway 36 West Roseville, MN 55113-4266 p: 651-582-8200 f: 651-582-8579

Success for the Future (Indian Education Revenue)

District Name _____ District Number _____

Address _____ City _____ ZIP Code _____

Contact Information

Enter contact information for the project leaders. Include all collaborative partners, if applicable.

Person	Name	Title	Phone Number	Email Address
Superintendent				
Indian Education Program Staff (if applicable)				
Additional Program Contact (if applicable)				
Indian Education Parent Committee Chairperson				

42

Certification Statement

The undersigned hereby certify that the information contained herein is complete and accurate, to the best of their belief and knowledge.

 Superintendent (printed name)

 Superintendent (signature)

 Date

 Program Lead (Indian Ed. Director, etc.) (printed name)

 Program Lead (Indian Ed. Director, etc.) (signature)

 Date

See reverse side for plan detail

Indian Education Program Plan

World's Best Workforce Area	2014-2015 Result (brief explanation-limited space)	2015-2016 Goal (brief explanation-limited space)	Strategies for 2015-2016 (brief explanation-limited space)	Budget for 2015-2016 (brief explanation-limited space)
All children ready for school				
All third graders achieve grade level literacy				
All achievement gaps closed				
All students attain career and college readiness				
All students graduate from high school (*one year lag in release of graduation rates)				

A. Proposed Levy Limitation and Certification 2015 Payable 2016

- i. I recommend the School Board certify the “Maximum” on the Proposed Levy Limitation and Certification 2015 payable 2016. When a School Board certifies the “Maximum”, no specific dollar amount is given, so there is no need to recertify revisions to the Levy Limitation and Certification (LLC) report. The Board can make corrections downward, but cannot raise the LLC after the Board Certifies the proposed LLC.
- ii. After School Board certification, the LLC is forwarded to the Clearwater County Auditor’s Office and the Minnesota Department of Education. State law requires the County Auditor’s Office to receive the LLC prior to September 30, 2015.
- iii. The following is a 4-year summary of the LLCs.
 - Final 12 pay 13 Levy Limitation = \$1,594,215.12 -2.71%
 - Final 13 pay 14 Levy Limitation = \$1,221,082.57 -23.41%
 - Final 14 pay 15 Levy Limitation = \$1,380,910.81 +13.09%
 - Proposed 15 pay 16 Levy Limit. = \$1,488,593.33 +7.80%

This history shows a huge decrease in the 2013 Payable 2014 Levy over the 2012 Payable 2013 Levy. If the Board certifies the maximum on the Proposed 2015 Payable 2016 Levy, it will continue to result in a decrease of \$105,621.79 over the 2012 Payable 2013 Levy.

- iv. The State Legislator no longer requires a Truth-In-Taxation hearing, however our School District is required to discuss the Payable 2016 LLC and FY 2016 Budget at a regularly scheduled School Board meeting and allow the public to speak. The meeting must take place after November 24, 2015.
 - I recommend the public input meeting take place at the regularly scheduled School Board meeting on December 7, 2015. The Board may adopt the Levy at that meeting.
 - If necessary, a second option would be to certify the Final 2015 payable 2016 Levy Limitation at the December 21, 2015, School Board meeting. The Payable 16 Levy must be forwarded to the County Auditor before December 28, 2015.

LEVY LIMITATION AND CERTIFICATION REPORT OUTLINE			PROPERTY VALUATION DATA		PUPIL DATA			
	PAGE		MARKET VALUE					
RESIDENT COUNTS ARE BASED ON ALL PUBLIC SCHOOL STUDENTS LIVING IN THE DISTRICT, REGARDLESS OF WHETHER THEY ATTEND THERE. ADJUSTED COUNTS REFLECT ALTERNATIVE ATTENDANCE.								
RESIDENT AVE DAILY MEMBERSHIP (ADM)								
I. GENERAL INPUT DATA								
A. PROPERTY VALUATION	1	1	2010 MARKET VALUE	412,200,072	34	2012-13 RES ADM (ACT)	1,019.63	
B. PUPIL COUNTS	1	2	2011 MARKET VALUE	420,817,900	35	2013-14 RES ADM (ACT)	998.73	
II. INITIAL COMPUTATIONS BY FUND		3	2012 MARKET VALUE	427,703,300	36	2014-15 RES ADM (EST)	1,025.00	
A. GENERAL	2	4	2013 MARKET VALUE	431,491,000	37	2015-16 RES ADM (EST)	977.00	
B. COMMUNITY SERVICE	12	5	2014 MARKET VALUE	435,160,535	38	2016-17 RES ADM (EST)	974.00	
C. GENERAL DEBT	13		REFERENDUM MARKET VALUE (RMV)		39	2017-18 RES ADM (EST)	1,030.00	
D. OPEB/PENSION DEBT	16	6	2010 RMV	255,978,950	RESIDENT PUPIL UNITS			
III. ADJUSTMENTS BY FUND		7	2011 RMV	260,011,000	40	2012-13 RES PU (ACT)	1,161.44	
A. GENERAL	16	8	2012 RMV	259,269,500	41	2013-14 RES PU (ACT)	1,150.42	
B. COMMUNITY SERVICE	23	9	2013 RMV	263,688,300	42	2014-15 RES PU (EST)	1,111.60	
C. GENERAL DEBT	23	10	2014 RMV	260,263,200	43	2015-16 RES PU (EST)	1,057.80	
D. OPEB/PENSION DEBT	23		NET TAX CAPACITY (NTC)		44	2016-17 RES PU (EST)	1,054.80	
IV. ABATEMENT ADJUSTMENTS	23	11	2010 NTC	4,251,216	ADJUSTED ADM			
V. OFFSET ADJUSTMENTS	25	12	2011 NTC	4,373,393	45	2012-13 ADJ ADM (ACT)	1,010.25	
VI. TACONITE ADJUSTMENTS	26	13	2012 NTC	4,397,780	46	2013-14 ADJ ADM (ACT)	1,007.38	
VII. TOTAL LEVY LIMITATION	27	14	2013 NTC	4,471,808	47	2014-15 ADJ ADM (EST)	1,025.00	
VIII. RECAP OF LEVY LIMITS	29	15	2014 NTC	4,423,470	48	2015-16 ADJ ADM (EST)	977.00	
			SALES RATIO		49	2016-17 ADJ ADM (EST)	974.00	
SCHOOL YEAR	FORMULA ALLOWANCE	TAX RATE	16	2010 SALES RATIO	96.8%	50	2017-18 ADJ ADM (EST)	1,028.00
2005-06	4,783	0.0000	17	2011 SALES RATIO	96.9%	ADJUSTED PUPIL UNITS		
2006-07	4,974	0.0000	18	2012 SALES RATIO	98.2%	51	2012-13 ADJ PU (ACT)	1,150.15
2007-08	5,074	0.0000	19	2013 SALES RATIO	95.2%	52	2013-14 ADJ PU (ACT)	1,154.29
2008-09	5,124	0.0000	20	2014 SALES RATIO	93.6%	53	2014-15 ADJ PU (EST)	1,111.60
2009-10	5,124	0.0000		UNLIMITED ADJUSTED NTC (UANTC)		54	2015-16 ADJ PU (EST)	1,057.80
2010-11	5,124	0.0000	21	2010 UANTC=(11)/(16)=	4,391,752	55	2016-17 ADJ PU (EST)	1,054.80
2011-12	5,174	0.0000	22	2011 UANTC=(12)/(17)=	4,513,305	ADJUSTED PUPIL UNITS (AT NEW LAW WEIGHTS)		
2012-13	5,224	0.0000	23	2012 UANTC=(13)/(18)=	4,476,336	56	2013-14 ADJ PU (NEW)	1,093.50
2013-14	5,302	0.0000	24	2013 UANTC=(14)/(19)=	4,698,193	ADJUSTED MARGINAL COST PU (AMCPU) (OLD LAW WEIGHTS)		
2014-15	5,831	0.0035	25	2014 UANTC=(15)/(20)=	4,727,587	57	2013-14 AMCPU (ACT)	
2015-16	5,948	0.0033		ADJUSTED NTC (ANTC)			= GTR OF (52) OR	
2016-17	6,067	0.0030	26	2010 ANTC	4,391,752		[.23X(51) + .77X(52)]	1,154.29
NOTE: ABOVE NUMBERS ARE NOT ALWAYS COMPARABLE FROM YEAR TO YEAR.								
WEIGHTS FOR PUPIL UNITS	FY 2008-FY 2014	FY 2015 & LATER	27	2011 ANTC	4,513,305			
PRE-KGN:	1.250	1.000	28	2012 ANTC	4,476,336			
HCP-KGN:	1.000	1.000	29	2013 ANTC	4,698,193			
REG-KGN PART:	0.612	0.550	30	2014 ANTC	4,727,587			
REG-KGN ALL:	0.612	1.000	31	2014 AG MODIFIED ANTC FOR LT FAC MAINT REV	4,179,006			
GRADES 1-3:	1.115	1.000		ANTC FOR DEBT SERVICE ONLY				
GRADES 4-6:	1.060	1.000	32	2014 ANTC FOR JOBZ	11,211			
GRADES 7-12:	1.300	1.200	33	2014 ANTC INCL JOBZ VALUE = (30)+(32) =	4,738,798			

46

EXTENDED TIME ADM ADM >1.0 CAPPED AT 0.2		GIFTED & TALENTED REVENUE		SPARSITY REVENUE	
58	2012-13 EXT ADM (ACT) 3.58	108	GIFTED & TALENTED REV = (55) X \$13.00 = 13,712.40	122	ATTENDANCE AREA FOR SPARSITY 573.26
59	2013-14 EXT ADM (ACT) 3.17			123	DIST TO NEAREST HS 13.5
60	2014-15 EXT ADM (EST) 3.00			124	ISOLATION INDEX = [SQ RT (.55 X (122))] + (123) = 31.3
61	2015-16 EXT ADM (EST) 3.00			125	ISOLATION INDEX RATIO = [(124)-23]/10, WITH MIN=0 AND MAX=1.5 .83
62	2016-17 EXT ADM (EST) 3.00				
63	2017-18 EXT ADM (EST) 3.00				
EXTENDED TIME PU		67	2016-17 EXT PU (EST) 3.60	126	2016-17 ADM SRV, 7-12 396.35
64	2012-13 EXT TIME PU 4.65	109	EXTENDED TIME REVENUE = (67) X \$5,117 = 18,421.20	127	SECONDARY SPARSITY ADM RATIO = GREATER OF ZERO OR [400-(126)]/[400+(126)] = .00458341
65	2013-14 EXT TIME PU 4.12			128	SECONDARY SPARSITY REVENUE REPORT = [(101) - \$530] X (125)X(126)X(127) OR MEMO: 8,348.73
66	2014-15 EXT TIME PU 3.60			129	ELEM SPARSITY REVENUE (SEE WEBSITE)
67	2015-16 EXT TIME PU 3.60	110	FY 2016 COMPENSATORY REVENUE (FROM FY 2016 COMPENSATORY REVENUE REPORT) 925,086.63	130	PRELIM SPARSITY REVENUE = (128)+(129) = 8,348.73
68	2016-17 EXT TIME PU 3.60			131	FY 2016 SPARSITY REV (FY 2016 GEN ED REV REPORT, LINE 87) 2,380.22
GENERAL EDUCATION REVENUE				132	ELIGIBLE FOR CLOSED BUILDING ADJUSTMENT? NO
BASIC REVENUE		111	EST FY 2017 COMPENSATORY REVENUE = (110) X (6,067-839)/(5,948-839) X [(48)/(47)] = 902,303.78	133	SPARSITY REVENUE IF (132)=YES, (133) = GTR OF (130) OR (131); ELSE (133) = (130) 8,348.73
101	FY 2017 FORMULA ALLOW 6,067.00			SMALL SCHOOLS REVENUE	
55	2016-17 ADJ PU (EST) 1,054.80			55	2016-17 ADJ PU (EST) 1,054.80
102	BASIC REVENUE = (55) X (101) = 6,399,471.60			134	SMALL SCHOOLS RATIO = GTR OF ZERO OR [960-(55)]/960 =
DECLINING ENROLLMENT REV				135	SMALL SCHOOLS ALLOWANCE = (55) X \$544 =
54	2015-16 ADJ PU (EST) 1,057.80	112	2016-17 ELIGIBLE EL ADM (EST) (7 YEAR LIMIT)	136	SMALL SCHOOLS REVENUE = (55) X (135) =
55	2016-17 ADJ PU (EST) 1,054.80	113	IF(112)=0, ZERO; ELSE GTR OF 20, (112) =		
103	DECLINING PUPIL UNITS = GREATER OF ZERO OR (54) - (55) = 3.00	114	EL REVENUE = (113) X \$704 =		
104	DECLINING ENROLL ALLOW = 0.28 X (101) = 1,698.76	115	2016-17 ADM SRV (EST) 959.64		
105	DECLINING ENROLL REV = (103) X (104) = 5,096.28	116	EL CONCENTRATION RATIO = (112)/(115) =		
PENSION ADJUSTMENT REVENUE		117	EL CONCENTRATION FACTOR = LSR OF 1 OR (116)/.115 =		
106	PENSION ADJUST ALLOWANCE (FY 2016 GEN ED REV REPORT, LINE 45)	118	EL PUPIL UNITS = (112) X (117) =		
107	PENSION ADJUSTMENT REV = (55) X (106) =	119	EL CONCENTRATION REV = (118) X \$250 =		
		120	DISTRICT EL REV + EL CONCENTRATION REV = (114)+(119) =		
		121	BASIC SKILLS REVENUE = (111)+(120) = 902,303.78		

47

TRANSPORTATION SPARSITY		LOCAL OPTIONAL REVENUE	EXISTING AUTH NOT SUBJECT TO LOC REDUC EXCLUDING BOARD INC FOR ELECTION SINCE CY 2014
137 ATTENDANCE AREA	573.26	150 MAXIMUM LOCAL	
138 SQUARE MILES PER RES PU = (137)/(44) =	.5435	OPTIONAL ALLOWANCE	424
		151 FY 2017 ACTUAL LOCAL OPTIONAL ALLOWANCE	424.00
139 SPARSITY INDEX = GTR OF (138) OR 0.2 =	.5435	55 2016-17 ADJ PU (EST)	1,054.80
140 DENSITY INDEX = LSR OF (138) OR 0.2 BUT AT LEAST .005 =	.2000	152 LOCAL OPTIONAL REVENUE = (151) X (55) =	447,235.20
141 PRELIMINARY TOTAL TRANSPORT ALLOWANCE = [(139) RAISED TO .26 POWER] X [(140) RAISED TO .13 POWER] X .141 X (101) =	592.21	REFERENDUM ALLOWANCES	
142 TRANSPORTATION SPARSITY ALLOWANCE = GTR OF ZERO OR (141) - [.0466 X (101)] =	309.49	EXISTING AUTH SUBJECT TO LOR REDUCT FOR ELECTION BEFORE CY 2014	
143 TRANSPORTATION SPARSITY REV = (55) X (142) =	326,450.05	REF AUTH W/O INFLATION	
INITIAL GENERAL ED REVENUE		153 FY 2016 AUTHORITY FROM BEFORE CY 2014	
102 BASIC	6,399,471.60	154 PHASEOUT OF LINE (153) =	
105 DECLINING ENROLL	5,096.28	155 FY 2017 RESULT (MAY INCL BRD CONV) = (153) - (154) =	
107 PENSION ADJUSTMENT		REF AUTH WITH INFLATION	
108 GIFTED & TALENTED	13,712.40	156 FY 2016 AUTHORITY FROM BEFORE CY 2014	
109 EXTENDED TIME	18,421.20	157 PHASEOUT OF LINE (156)	
121 BASIC SKILLS	902,303.78	158 FY 2017 RESULT BEFORE INFLATION ADJUSTMENT = (156) - (157) =	
133 SPARSITY	8,348.73	159 FY 2017 INFLATION FACTOR	1.0210
136 SMALL SCHOOLS		160 FY 2017 RESULT AFTER INFLATION ADJUSTMENT (MAY INCL BRD CONV) = (158) X (159) =	
143 TRANSPORT SPARSITY	326,450.05	161 COMBINED AUTH SUBJECT TO LOR REDUCTION BEFORE REDUCTION (MAY INCL BRD CONV) = (155) + (160) =	
144 INITIAL GENERAL ED REV = (102) + (105) + (107) + (108) + (109) + (121) + (133) + (136) + (143) =	7,673,804.04	151 LOCAL OPTIONAL ALLOWANCE	424.00
OPERATING CAPITAL		162 COMBINED AUTH SUBJECT TO LOR REDUCT AFTER REDUCTION = GTR OF ZERO OR [(161) - (151)]	
145 AVE BUILDING AGE (EST) (NOT > 50 YEARS)	29.97		
146 FACILITIES AGE INDEX = 1 + [.01 X (145)] =	1.2997		
147 OPERATING CAPITAL ALLOWANCE = \$79 + [\$109 X (146)] =	220.67		
148 YEAR ROUND PU SRV			
149 OPERATING CAP REVENUE = (55) X (147) + (148) X \$31 =	232,762.72		
			172 COMBINED AUTH NOT SUBJ TO LOR REDUCT EXCLUDING BOARD INCREASE = (166) + (171) =
			173 TOTAL AUTHORITY BEFORE ELECTIONS EXCLUDING BOARD INCREASE = (162) + (172) =
			174 BOARD APPROVED CONVERTED AUTHORITY, BEFORE CY 2015 INCLUDED IN (173) =
			175 BOARD INCREASE EFFECTIVE IN FY 2017 EXCLUDING CY 2015 BOARD ACTIONS
			300.00

48

REFERENDUM (CONT)	NEW ELECTIONS WITHOUT INFLATION (CONT)	REFERENDUM CAPS (CONT)
176 RECISSION OF AUTHORITY CONVERTED BY BOARD APPR BEFORE CY 2015	190 FY 2017 AUTH NOT SUBJ LOR REDUCTION CANCELLED BY ELECTIONS HELD IN CY 2015	200 FY 2015 ALTERNATE CAP OLD LAW ALLOWANCE BASED (FY 2015 GEN ED REV REPORT, LINE 132)
177 RECISSION OF NEW AUTH CREATED BY BOARD APPR BEFORE CY 2015	191 FY 2017 \$/APU ADDED BY ELECTIONS HELD IN CY 2015	201 FORMULA ALLOW GROWTH FACTOR = 1.0000 + [(6,067/5,831)-1]/4 1.0101
178 BOARD AUTHORITY PREVIOUSLY APPROVED = (174)+(175) -(176)-(177) = 300.00	NEW ELECTIONS WITH INFLATION	202 ALT CAP, ALLOWANCE BASED =(200)X(201)- 424 =
179 REMAINING POTENTIAL BOARD ACTION = GREATER OF ZERO OR [300 - (178)] =	192 FY 2017 AUTH SUBJECT TO LOR REDUCTION CANCELLED BY ELECTIONS HELD IN CY 2015	203 ALTERNATE CAP = GREATER OF (199) OR (202) =
180 BOARD APPR CONVERSION IN CY 2015? NO	193 FY 2017 AUTH NOT SUBJ LOR REDUCTION CANCELLED BY ELECTIONS HELD IN CY 2015	133 SPARSITY REVENUE 8,348.73
181 AMOUNT REQUESTED	194 FY 2017 \$/APU ADDED BY ELECTIONS HELD IN CY 2015	204 CAP ON AUTHORITY PER APU: IF (133)>0 THERE IS NO CAP; ELSE (204) = GTR OF (197) OR (203) 9,999.99
182 AUTHORITY CONVERTED = LEAST OF (173),(179), OR (181) =	195 FY 2017 \$/APU UNCAPPED TOTAL, ALL AUTHORITIES AFTER LOC EQUITY SUBTRACTION AND BOARD APPROVED NEW AUTHORITY = (173)-(189)-(190) + (191)-(192)-(193) + (194)+(187) = 600.00	205 FY 2017 \$/ADJ PU, CAPPED TOTAL = LSR OF (195) OR (204) = 600.00
183 POTENTIAL ADDITIONAL CREATED AUTHORITY = (179)-(173) =	REFERENDUM CAPS	55 2016-17 ADJ PU (EST) 1,054.80
184 BOARD APPROVED CREATED AUTHORITY? 000	196 INFLATION FACTOR (EST) FY 2015 TO FY 2017 1.0312	206 FY 2017 REFER REVENUE = (55) X (205) = 632,880.00
185 REQUESTED PORTION OF POTENTIAL BOARD INCREASE	197 STANDARD CAP \$1,845 X (196) = 1,902.56	EQUITY REVENUE
186 ADDED BOARD INCREASE = (183) X (185) =	198 FY 2015 ALTERNATE CAP OLD LAW REVENUE BASED (FY 2015 GEN ED REV REPORT, LINE 134)	207 METRO 5TH PERCENTILE 6,367.00
187 BOARD INCREASES INCLUDING CY 2015 = (175)+(186) = 300.00	199 ALTERNATE CAP, REV BASED = (196) X (198) =	208 METRO 95TH PERCENTILE 7,969.56
188 BOARD APPROVED TOTAL = (182)+(187) = 600.00		209 METRO GAP =(208)-(207) = 1,602.56
NEW ELECTIONS WITHOUT INFLATION		210 RURAL 5TH PERCENTILE 6,367.00
189 FY 2017 AUTH SUBJECT TO LOR REDUCTION CANCELLED BY ELECTIONS HELD IN CY 2015		211 RURAL 95TH PERCENTILE 7,866.06
		212 RURAL GAP =(211)-(210) = 1,499.06
		213 DISTRICT'S REGION: METRO=MET; RURAL=RUR RUR
		214 DIST'S REGION'S EQUITY GAP = (209) OR (212)= 1,499.06
		215 DIST'S REGION'S 95TH PCT = (208) OR (211)= 7,866.06

49

EQUITY REVENUE (CONT)		TRANSITION REVENUE		LOCAL OPTIONAL AIDS & LEVIES				
216	DISTRICT'S REVENUE/PU FOR EQUITY PURPOSES = [(102)+(206)]/(55)=	6,667.00	230	TRANSITION ALLOWANCE (FY 2015 GENERAL EDUC REVENUE REPORT, LINE 174)	46.92	152	LOCAL OPTIONAL REV	447,235.20
217	DISTRICT'S EQUITY GAP = GREATER OF ZERO OR (215)-(216) =	1,199.06	231	TRANSITION REVENUE = (55) X (230) =	49,491.21	10	2014 RMV	260,263.200
218	EQUITY INDEX = (217)/(214) =	.79987459		STUDENT ACHIEVEMENT LEVY & INITIAL GEN ED AID		44	2016-17 RES PU (EST)	1,054.80
219	= \$80 X (218) =	63.99				240	FY 2017 RMV/RES PU = (10)/(44) =	246,741.75
206	REFERENDUM REVENUE	632,880.00	30	2014 ANTC	4,727,587	241	LEVY RATIO FOR LOCAL OPTIONAL, EQUITY, TRANSITION & REF TIER 2 = LESSER OF 1 OR (240)/\$510,000 =	.48380735
220	INITIAL EQUITY ALLOW IF (217)=0 THEN (220)=0 ELSE IF (206)=0 THEN (220)=\$14 ELSE (220)=\$14+(219)	77.99	232	STUDENT ACHIEVEMENT UNIFORM TAX RATE	0.0030	242	LOCAL OPTIONAL LIMIT = (152) X (241) =	216,375.68
55	2016-17 ADJ PU (EST)	1,054.80	233	INITIAL STUDENT ACHIEVE LEVY = (30)X(232) =	14,182.76	243	LOCAL OPTIONAL AID = (152)-(242) =	230,859.52
221	= (55) X (220) =	82,263.85	144	INITIAL GENERAL EDUCATION REVENUE	7,673,804.04	EQUITY AIDS & LEVIES		
222	FY 2017 STATE AVERAGE REF REV/ADJ PU (EST)	776.62	234	STUDENT ACHIEVEMENT LEVY = LESSER OF (233) OR (144) =	14,182.76	229	EQUITY REVENUE	135,003.85
223	= .10 X (222) =	77.66	235	INITIAL GENERAL ED EDUCATION AID = (144) - (234) =	7,659,621.28	244	EQUITY LIMIT = (229) X (241) =	65,315.85
205	FY 2017 DISTRICT REFERENDUM REV/ADJ PU	600.00				245	EQUITY AID = (229)-(244) =	69,688.00
224	= GTR OF ZERO OR [(223)-(205)] =		OPERATING CAPITAL AIDS & LEVIES			TRANSITION AIDS & LEVIES		
55	2016-17 ADJ PU (EST)	1,054.80	149	OPERATING CAP REVENUE	232,762.72	231	TRANSITION REVENUE	49,491.21
225	= LSR OF \$100,000 OR [(55) X (224)] =		30	2014 ANTC	4,727,587	246	TRANSITION LIMIT = (231) X (241) =	23,944.21
226	= (221)+(225) =	82,263.85	55	2016-17 ADJ PU (EST)	1,054.80	247	TRANSITION AID = (231)-(246) =	25,547.00
227	IF (213) = MET THEN (227) = 0.25 X (226) ELSE (227) = ZERO		236	FY 2017 ANTC/ADJ PU = (30)/(55) =	4,481.97	REFERENDUM AIDS & LEVIES		
55	2016-17 ADJ PU (EST)	1,054.80	237	LEVY RATIO FOR OPER CAP = LESSER OF 1 OR (236)/\$14,740 =	.30406852	205	REFER \$/APU ALL AUTHORITIES	600.00
228	= \$50.00 X (55) =	52,740.00	238	OPERATING CAP LIMIT = (149) X (237) =	70,775.82	248	TIER 1 CAP/APU	300.00
229	EQUITY REVENUE = (226)+(227)+(228) =	135,003.85	239	OPERATING CAP AID = (149)-(238) =	161,986.90	249	TIER 2 CAP/APU	760.00
						250	TIER 3 STD CAP/APU = 0.25 X (101) =	1,516.75
						133	SPARSITY REVENUE	8,348.73
						251	TIER 3 CAP/APU IF (133) > ZERO THEN (251) = 9,999.99 ELSE (251) = (250)	9,999.99

50

BREAKDOWN OF \$/APU
BY TIER, ALL AUTHORITIES

252 TIER 1 = LSR OF
(205) OR (248) = 300.00
253 TIER 2 = [LSR OF (205)
OR (249)]-(252) = 300.00
254 TIER 3 = [LSR OF
(205) OR (251)]
- (252) - (253) =
255 UNEQUALIZED
= (205)-(252)
- (253)-(254) =

BREAKDOWN OF REFERENDUM REVENUES

206 REFERENDUM REVENUE
ALL AUTHORITIES 632,880.00

256 TOTAL, TIER 1
= (55) X (252) = 316,440.00
257 TOTAL, TIER 2
= (55) X (253) = 316,440.00
258 TOTAL, TIER 3
= (55) X (254) =
259 TOTAL, UNEQUALIZED
= (206)-(256)
- (257)-(258) =

REFERENDUM LEVY PORTIONS

240 FY 2017 RMV/RES PU 246,741.75

260 TIER 1 = LSR OF 1
OR (240)/\$880,000 = .28038835
241 TIER 2 = LSR OF 1
OR (240)/\$510,000 = .48380735
261 TIER 3 = LSR OF 1
OR (240)/\$290,000 = .85083362

REFERENDUM LEVY AUTHORITY

262 TIER 1 LEVY
= (256) X (260) = 88,726.09
263 TIER 2 LEVY
= (257) X (241) = 153,096.00
264 TIER 3 LEVY
= (258) X (261) =
259 UNEQUALIZED LEVY
265 TOTAL = (262)
+ (263)+(264)+(259) = 241,822.09

INITIAL TIER 1 LEVY,
TRUTH IN TAXATION SPLIT

266 TIER 1 BOARD APPROVED
=(262)X(188)/(252)= 177,452.18
267 TIER 1 VOTER APPROVED
= (262) - (266) = 88,726.09-

INITIAL REFERENDUM AID

268 TIER 1 AID
= (256)-(262) = 227,713.91
269 TIER 2 AID
= (257)-(263) = 163,344.00
270 TIER 3 AID
= (258)-(264) =
271 TOTAL AID
= (268)+(269)+(270) = 391,057.91

TAX BASE REPLACEMENT AID (TBRA)

272 ADJ INITIAL TBRA
(FROM TBRA PHASEOUT
REPORT, LINE 11)

273 CONVERTED ADJ FY 2002
REF AUTHORITY
(FY 2015 GENERAL
EDUC REVENUE REPORT,
LINE 254)

205 FY 2017 REF \$/APU,
UNCAPPED TOTAL 600.00

274 PRORATED TBRA
= LSR OF (272) OR
(272)X(205)/(273) =

206 FY 2017 REFER REV 632,880.00

275 CAPPED TBRA = LSR OF
(274) OR (206) =

INITIAL REVENUES ARE REDUCED TO
MAKE TAX BASE REPLACEMENT AID
REVENUE-NEUTRAL. REVENUE COMPONENTS
ARE REDUCED IN THE FOLLOWING ORDER:

276 TIER 3 AID
277 TIER 2 AID
278 TIER 1 AID
279 TIER 1 LEVY-BRD APR
280 TIER 1 LEVY-VTR APR
281 TIER 2 LEVY
282 TIER 3 LEVY
283 UNEQL LEVY

TAX BASE REPLACEMENT AID (CONT)

APPLYING THESE REDUCTIONS:

275 TAX BASE REPLACE AID
284 TIER 1 AID
= (268)-(278) = 227,713.91
285 TIER 2 AID
= (269)-(277) = 163,344.00
286 TIER 3 AID
= (270)-(276) =
287 TIER 1 LEVY-BRD APR
= (266)-(279) = 177,452.18
288 TIER 1 LEVY-VTR APR
= (267)-(280) = 88,726.09-
289 TIER 2 LEVY
= (263)-(281) = 153,096.00
290 TIER 3 LEVY
= (264)-(282) =
291 UNEQL LEVY
= (259)-(283) =

292 REFER EQUALIZATION AID
BEFORE AID GUARANTEE
= (284)+(285)+(286) = 391,057.91

293 REFERENDUM LEVY
BEFORE AID GUARANTEE
= (287) + (289)
+ (290) + (291) = 241,822.09

TIER 1 LEVY TRUTH IN
TAXATION SPLIT BEFORE
AID GUARANTEE

294 TIER 1 BOARD APPROVED
=(287)X(188)/(252)= 177,452.18
295 TIER 1 VOTER APPROVED
= (288) - (294) = 88,726.09-

REFERENDUM AID GUARANTEE

296 FY 2015 REFERENDUM AID
INCREASE FROM GUARANTEE
(FY 2015 GENERAL
EDUC REVENUE REPORT,
LINE 276)

297 FY 2015 REFERENDUM
REVENUE
(FY 2015 GENERAL
EDUC REVENUE REPORT,
LINE 289) 329,307.00

51

REFERENDUM AID GUARANTEE (CONT)

298 FY 2015 LOCATION EQUITY REVENUE (FY 2015 GENERAL EDUC REVENUE REPORT, LINE 198)

299 FY 2015 COMBINED REVENUE = (297)+(298) = 329,307.00

300 FY 2015 REFERENDUM EQUALIZATION PLUS HOLD HARMLESS AID (FY 2015 GENERAL EDUC REVENUE REPORT, LINES 275 & 286) = 238,814.17

301 FY 2015 LOCATION EQUITY AID (FY 2015 GENERAL EDUC REVENUE REPORT, LINE 197)

302 FY 2015 COMBINED AID = (300)+(301) = 238,814.17

303 FY 2017 COMBINED REVENUE = (152)+(206) = 1,080,115.20

304 FY 2017 COMBINED INITIAL AID = (243)+(292) = 621,917.43

305 REVENUE RATIO = LESSER OF 1 OR [(303)/(299)] = 1.00000000

8 2012 RMV 259,269,500
 10 2014 RMV 260,263,200

306 RMV RATIO = LESSER OF 1 OR [(8)/(10)] = .99618194

307 FY 2017 MINIMUM COMBINED AID = (302)X(305)X(306) = 237,902.36

308 FY 2017 REFERENDUM AID INCREASE IF (296)=ZERO THEN ZERO ELSE GREATER OF ZERO OR [(307)-(304)] =

REFERENDUM AID GUARANTEE (CONT)

INITIAL LEVIES ARE REDUCED TO MAKE THE REFER AID GUARANTEE REVENUE-NEUTRAL. LEVY COMPONENTS ARE REDUCED IN THE FOLLOWING ORDER:

309 TIER 1 LEVY-BRD APR
 310 TIER 1 LEVY-VTR APR
 311 TIER 2 LEVY
 312 TIER 3 LEVY
 313 UNEQL LEVY

REFERENDUM AID & LEVY SUMMARY AFTER REF AID GUARANTEE

314 TIER 1 LEVY BRD APR = (294) - (309) = 177,452.18
 315 TIER 1 LEVY VTR APR = (295) - (310) = 88,726.09-
 316 TIER 2 LEVY = (289) - (311) = 153,096.00
 317 TIER 3 LEVY = (290) - (312) =
 318 UNEQL LEVY = (291) - (313) =

319 VOTER-APPR REF LEVY = (315) + (316) + (317) + (318) = 64,369.91

320 TOTAL REFERENDUM LEVY = (314) + (319) = 241,822.09

321 TOTAL REFERENDUM EQUALIZATION AID = (275)+(284)+(285) + (286)+(308) = 391,057.91

ALTERNATIVE ATTENDANCE ADJUSTMENT (CHARTER TRANSPORT AND MN STATE ACAD ADJ'S ONLY)

141 TRANSPORT ALLOWANCE 592.21
 322 ADJ PU OF CHARTER SCHOOLS TRANSPORTED BY DISTRICT

323 EXT TME PU OF CHARTER SCHOOLS TRANSPORTED BY DISTRICT

324 CHARTER ALT ATTENDANCE ADJUST = (141) X (322) + \$223 X (323) =

ALTERNATIVE ATTENDANCE ADJUST (CONT)

325 2016-17 RES PU ATTENDING MN STATE ACADEMIES
 326 MN STATE ACADEMIES ALT ATTENDANCE ADJ = - (101) X (325) =

327 ALT ATTEND ADJUST TO AID = (324)+(326) =

GENERAL EDUCATION REVENUE SUMMARY

102 BASIC 6,399,471.60
 105 DECLINING ENROLL 5,096.28
 107 PENSION ADJUSTMENT
 108 GIFTED & TALENTED 13,712.40
 109 EXTENDED TIME 18,421.20
 121 BASIC SKILLS 902,303.78
 133 SPARSITY 8,348.73
 136 SMALL SCHOOLS
 143 TRANSPORT SPARSITY 326,450.05
 149 OPERATING CAPITAL 232,762.72
 229 EQUITY REVENUE 135,003.85
 152 LOCAL OPTIONAL 447,235.20
 231 TRANSITION 49,491.21
 206 REFERENDUM 632,880.00
 327 ALT ATTENDANCE ADJ
 328 TOTAL GENERAL REVENUE = (102)+(105)+(107) + (108)+(109)+(121) + (133)+(136)+(143) + (149)+(229)+(152) + (231)+(206)+(327) = 9,171,177.02

GENERAL AIDS & LEVIES

234 STUDENT ACHIEVE LEVY 14,182.76
 238 OPERATING CAP LEVY 70,775.82
 244 EQUITY LEVY 65,315.85
 242 LOCAL OPTIONAL 216,375.68
 246 TRANSITION LEVY 23,944.21
 320 TOTAL REFERENDUM LEVY 241,822.09

329 TOTAL GENERAL ED LEVY = (234)+(238)+(244) + (242)+(246)+(320) = 632,416.41
 330 TOTAL GENERAL ED AID = (328)-(329)= 8,538,760.61

ALTERNATIVE TEACHER COMPENSATION REV	ACHIEVEMENT AND INTEGRATION REVENUE	REEMPLOYMENT INSURANCE LEVY
NOTE: NO LONGER PART OF GENERAL EDUC REVENUE	55 2016-17 ADJ PU (EST) 1,054.80	359 EST FY 2016 EXPEND 500.00
331 ENROLLMENT AS OF OCT 1, 2014 AT PARTICIPATING SITES (FY 2016 GENERAL EDUC REPORT, LINE 318)	343 FY 2017 EST INITIAL BUDGET	360 INITIAL REEMPLOYMENT LEVY = 100% OF (359)= 500.00
332 EST ENROLLMENT AS OF OCTOBER 1, 2015 AT PARTICIPATING SITES = (331)X[(48)/(47)] =	344 FY 2017 EST INCENTIVE BUDGET	SAFE SCHOOLS LEVY
333 ALTERNATIVE TEACHER COMPENSATION REVENUE = \$260.00 X (332) =	345 FY 2017 ADJ INITIAL BUDGET = (343) X 1.003 =	361 SAFE SCH LVY REQUEST? YES 55 2016-17 ADJ PU (EST) 1,054.80
ALT TEACHER COMP AIDS & LEVIES	346 OCT 1, 2014 ENROLL OF PROTECTED STUDENTS 302.00	362 SAFE SCH LEVY LIMIT = \$36 X (55) = 37,972.80
333 ALT COMP REVENUE	347 EST OCT 1, 2015 ENROLL OF PROTECTED STUDENTS = (346) = 302.00	SAFE SCHOOLS INTERMEDIATE LEVY
334 ALT COMP BASIC AID = 0.65 X (333) =	348 OCT 1, 2014 TOTAL ENROLLMENT 1,037.00	363 SAFE SCH INTERMEDIATE LEVY REQUEST? NO
335 ALT COMP LEVY REVENUE = (333)-(334) =	349 EST OCT 1, 2015 TOTAL ENROLLMENT = (348) = 1,037.00	364 INTERMEDIATE LEVY ALLOWANCE <= \$15
236 FY 2017 ANTC/ADJ PU 4,481.97	350 PROTECTED ENROLLMENT RATIO =(347)/(349)= .29122469	365 SAFE SCH INTERMEDIATE LIMIT = (55) X (364) =
336 ALT COMP LEVY PORTION = LESSER OF 1 OR [(236)/\$6,100] = .73474918	351 INITIAL ACHIEVE & INTEG REVENUE FORMULA IF (343) > 0 = \$350 X (55)X(350) =	JUDGMENT LEVY
337 ALT TEACHER COMP LEVY = (335) X (336) =	352 INTEG HOLD HARMLESS (FROM FY 2014 INTEG REV RPT, LINE 13)	366 DISTRICT JUDGMENTS 367 INTERMED JUDGMENTS 368 JUDGMENT LIMIT =(366)+(367) =
338 ALT COMP EQUALIZATION AID = (333)-(334)-(337) =	353 INITIAL ACHIEVE & INTEG REVENUE = LSR OF (345) OR [(351)+(352)] =	ICE ARENA LEVY
SPECIAL EDUCATION AID	354 INCENTIVE REV =LSR OF (344) OR [(55) X \$10] =	369 FY 2015 NET OPR COSTS 370 ICE ARENA LEVY LIMIT = 100% OF (369) =
ESTIMATES OF FY 2017 SPECIAL EDUC AID SHOWN BELOW ARE BASED ON END OF SESSION 2015 ESTIMATES. PLEASE NOTE THAT THESE ARE ROUGH ESTIMATES AND MAY CHANGE SIGNIFICANTLY WHEN UPDATE DATA BECOME AVAILABLE.	355 ACHIEVE & INTEG REVENUE = (353) + (354) =	FY 2016 CAREER & TECHNICAL
339 SPEC ED REGULAR BEFORE TUITION ADJ 1,186,798.92	356 ACHIEVE & INTEG LEVY = (355) X .30	371 SHARE OF FY 2016 EST COOPERATIVE BUDGET
340 NET TUITION ADJUST 8,192.85	357 TRANSFER TO MDE IF (353)=(345) THEN (357)=(345)-(343) ELSE (357)=(353)X.003	372 FY 2016 ESTIMATED DISTRICT BUDGET 91,000.00
341 EXCESS COST AID 340,265.86	358 ACHIEVE & INTEG AID =(355)-(356)-(357)=	373 FY 2016 EST BUDGET = (371) + (372) = 91,000.00
330a HOLD HARM/GROWTH LMT 3,773.45-		374 PRELIMINARY REVENUE .35 X (373) = 31,850.00
342 TOTAL SPECIAL EDUC AID = (339) TO (330a) = 1,531,484.18		

54

OLD LAW ALT FACILITIES (CONT)	LTFM TOTAL AIDS & LEVIES	DEBT PORTION OF LTFM REV (CONT)
763 NET DEBT SERVICE FOR EXISTING AND NEW REGULAR ALT FAC BONDS 1A	55 2016-17 ADJ PU (EST) 1,054.80	704 NEW LTFM REQ DEBT FOR ALL OTHER PROJECTS
764 NET DEBT SERVICE FOR EXISTING AND NEW REGULAR ALT FAC/H&S BONDS 1B 351,165.53	427 LT FAC MAINT EQUALIZED REV = LSR OF (422),(424), OR \$193 X (55) = 203,576.40	765 TOTAL DEBT SERVICE LTFM REVENUE = (763)+(764) + (703)+(704) = 351,165.53
703 NEW LTFM REQ DEBT FOR ELIG H&S>\$100K	31 2014 AG MODIFIED ANTC FOR LT FAC MAINT REV FY 2014 ADJ PU (ACT), AT NEW LAW WEIGHTS 1,093.50	440 LTFM DEBT SERV EQUAL REVENUE = LESSER OF (427) OR (765) = 203,576.40
417 NEW LTFM REQ DEBT FOR ALL OTHER PROJECTS FOR ALT FAC 1A, IF (419)=NO THEN (704), ELSE 0	428 FY 2014 ANTC PER APU = (31) / (56) = 3,821.68	432 LTFM AID RATIO .56567623
418 TOTAL OLD LAW ALT FAC AND AF/H&S REVENUE = (416)+(763)+(764) = (703)+(417) = 351,165.53	429 STATEWIDE ANTC/APU 7,153.78	441 LTFM DEBT INITIAL EQUAL AID = (440)X(432) = 115,158.33
	430 LTFM EQUAL FACTOR = 123% OF (429) = 8,799.15	442 LTFM DEBT EQUAL AID = GREATER OF (435) OR (441) BUT NOT MORE THAN (765) = 115,158.33
	431 LT FAC MAINT LEVY RATIO = LSR OF 1 OR (428)/(430) = .43432377	443 LTFM DEBT EQUAL LEVY = GTR OF ZERO OR (440) - (442) = 88,418.07
	432 LTFM AID RATIO = 1 - (431) = .56567623	444 LTFM DEBT UNEQUAL LEVY = GTR OF ZERO OR (765)-(442)-(443) = 147,589.13
OLD LAW DEFERRED MAINTENANCE	433 LTFM INITIAL EQUAL AID = (427) X (432) = 115,158.33	
419 ELIGIBLE FOR OLD LAW DEF MAINT REVENUE? YES	434 LTFM INITIAL EQUALIZED LEVY = (427) - (433) = 88,418.07	
420 OLD LAW DEFERRED MAINTENANCE REVENUE = (403) X \$64/\$193 = 65,790.59	435 FY 2015 TOTAL ALT FAC GRANDFATHER AID	GENERAL FUND PORTION OF LTFM REV
421 TOTAL OLD LAW FORMULA REVENUE FOR HOLD HARMLESS = (409)+(418)+(420) = 416,956.12	436 TOTAL LTFM EQUAL AID = GREATER OF (433) OR (435) = 115,158.33	426 TOTAL LTFM REVENUE 549,565.27
LTFM REVENUE	437 TOTAL LTFM EQUAL LEVY = GTR OF ZERO OR (427) - (436) = 88,418.07	445 TOTAL GENERAL FUND LTFM REVENUE = (426) - (765) = 198,399.74
422 LTFM REVENUE FOR SCHOOL DISTRICT PROJECTS = GREATER OF (408) OR (421) = 549,565.27	438 TOTAL LTFM UNEQUAL LEVY = GTR OF ZERO OR (426)-(436)-(437) = 345,988.87	446 LTFM GEN FUND EQUAL REV = (427) - (440) =
423 DISTRICT REQUESTED REDUCTION FROM MAXIMUM (FROM LIS SYSTEM)	439 TOTAL LTFM LEVY = (437) + (438) = 434,406.94	447 LTFM GEN FUND EQUAL AID = (436) - (442) =
424 DISTRICT LTFM REVENUE = (422) - (423) = 549,565.27	DEBT SERVICE PORTION OF LTFM REV	448 GEN FUND LTFM EQUAL LIMIT = GTR OF ZERO OR (446) - (447) =
425 DISTRICT SHARE OF ELIGIBLE COOP/INTERMED LTFM PROJECTS	763 NET ALT FAC REG DEBT 764 NET ALT FAC/H&S DEBT 351,165.53	449 GEN FUND LTFM UNEQUAL LIMIT = GTR OF ZERO OR (445)-(447)-(448) = 198,399.74
426 TOTAL LTFM REVENUE = (424) + (425) = 549,565.27	703 NEW LTFM REQ DEBT FOR ELIG H&S>\$100K	450 TOTAL GEN FUND LTFM LEVY = (448) + (449) = 198,399.74

55

DISABLED ACCESS LIMIT		APROV INTERMED CAPITALIZED (CONT)		APPR REG CAPITALIZED LEASES (CONT)			
451	FY 1992-FY 2017		EXCESS FUNDS CAP LEASE		INSTRUCTIONAL/STORAGE		
	APPROV DIS ACC COSTS	267,295.00	469	FY 2016 JOINT			
452	MAXIMUM = GTR OF (JUNE		470	FY 2017 JOINT			
	1991 COMPONENT DISTX X				489	FY 2016 NONJOINT	
	150,000) OR 300,000 =	300,000.00	471	TOT INTERMED CAPITALIZED	490	FY 2017 NONJOINT	166,394.00
453	LSR OF (451) OR (452)	267,295.00		= SUM[(465) TO (468)]	491	FY 2016 JOINT	
454	FIRST YEAR DISABLED			- (469) - (470) =	492	FY 2017 JOINT	
	ACCESS LEVY CERTIFIED	1992			493	FY 2017 TIES LEASE	
455	LAST YEAR TO CERTIFY		472	TOT INTERMED LEASE COSTS	494	FY 2017 TRANSPORT HUB	
	= (454) + 7 YEARS =	1999		= (464) + (471) =		EXCESS FUNDS CAP LEASE	
456	TOTAL CUM CERT LEVY		55	2016-17 ADJ PU (EST)	495	FY 2016 NONJOINT	
	(PAY 93 TO PAY 14)	267,295.00		1,054.80	496	FY 2017 NONJOINT	
457	CERT LEVY PAY 2015		473	INTERMED PUPIL UNIT MAX	497	FY 2016 JOINT	
458	TOTAL CERTIFIED LEVY			LIMIT = \$65 X (55) =	498	FY 2017 JOINT	
	= (456)+(457) =	267,295.00	474	INTERMED LEASE LIMIT		REG CAPITALIZED LEASES	
				=LSR (472) OR (473) =		= (485) TO (494) -	
459	DISABLED ACCESS LIMIT		475	INTERMED CARRYOVER (INCL		(495) TO (498) =	166,394.00
	= GREATER OF ZERO			IN REGULAR LEASE LIMIT)			
	OR (453)-(458)=			= (472) - (474) =	500	TOTAL APPROVED REGULAR	
						LEASE COST & CARRYOVER	
						= (475)+(484)+(499)=	166,394.00
	LEASE LEVY LIMITATION			APPROVED REGULAR OPERATING LEASES			
	DIST'S SHARE OF JOINT			ADMINISTRATIVE SPACE	55	2016-17 ADJ PU (EST)	1,054.80
	LEASE FOR INTERMEDIATE				501	REG PUPIL UNIT MAXIMUM	
	DISTS 287, 916 OR 917		476	FY 2016 NONJOINT		LIMIT = \$212 X (55) =	223,617.60
			477	FY 2017 NONJOINT			
	APROV INTERMED OPERATING		478	FY 2016 JOINT	502	COMM APPROVED LIMIT	
			479	FY 2017 JOINT			
	ADMINISTRATIVE SPACE				503	REGULAR MAX LIMIT	
460	FY 2016 JOINT					=GTR (501) OR (502)=	223,617.60
461	FY 2017 JOINT				504	REGULAR LEASE LIMIT	
						=LSR (500) OR (503)=	166,394.00
	INSTRUCTIONAL/STORAGE		480	FY 2016 NONJOINT	505	TOTAL LEASE LEVY LIMIT	
462	FY 2016 JOINT		481	FY 2017 NONJOINT		= (474) + (504) =	166,394.00
463	FY 2017 JOINT		482	FY 2016 JOINT			
			483	FY 2017 JOINT			
464	TOT INTERMED OPERATING		484	REG OPERATING LEASES		INITIAL CAPITAL RELATED LEVIES	
	= (460) TO (463) =			= (476) TO (483) =	238	OPERATING CAPITAL	70,775.82
					450	LT FAC MAINTENANCE	198,399.74
	APROV INTERMED CAPITALIZED				459	DISABLED ACCESS	
					505	LEASE LEVY	166,394.00
	ADMINISTRATIVE SPACE				506	COOP BLDG REPAIR	
465	FY 2016 JOINT				507	OTHER CAPITAL (MEMO)	
466	FY 2017 JOINT				508	CAP PROJECTS REFER	
			485	FY 2016 NONJOINT	509	CAPITAL RELATED LIMITS	
	INSTRUCTIONAL/STORAGE		486	FY 2017 NONJOINT		= (238)+(450)+(459)	
467	FY 2016 JOINT		487	FY 2016 JOINT		+ (505)+(506)+(507)	
468	FY 2017 JOINT		488	FY 2017 JOINT		+ (508) =	435,569.56

56

OTHER INITIAL GENERAL LEVIES	COMMUNITY SERVICE	EARLY CHILD FAMILY EDUC (CONT)
510 CONSOLIDATION/ TRANSITION	BASIC COMMUNITY EDUCATION	616 ECFE ALLOWANCE 0.023 X (101) = 139.54
511 REORGANIZATION OPERATING DEBT	601 POPULATION (YR 2010) 5,943 602 GTR OF (601) OR 1,335 5,943	617 FY 2017 EARLY CHILD FAMILY REVENUE
512 HEALTH BENEFITS	603 YOUTH SERVICE PROG? YES	IF (612) = YES
513 HEALTH INS (MPLS)	604 AFTER SCHOOL ENRICHMENT? YES	= (615) X (616), ELSE = \$0 68,374.60
514 ADDL RETIREMENT (MPLS AND STP)	605 FY 2017 GENERAL REVENUE = \$5.42 X (602) = 32,211.06	30 2014 ANTC 4,727,587 618 ECFE TAX RATE .00339930 619 = (618) X (30) = 16,070.49
515 SEVERANCE	606 FY 2017 YOUTH SERVICE REV = \$1.00 X (602) = 5,943.00	620 EARLY CHILD LEVY LIMIT = LESSER OF (617) OR (619) = 16,070.49
516 ADMIN DISTRICT	607 FY 2017 AFTER SCHOOL REVENUE = \$1.85 X (602) NOT TO EXCEED 10,000 AND \$0.43 X POPULATION IN EXCESS OF 10,000 10,994.55	621 EST FY 2017 EARLY CHILD AID = (617)-(620) = 52,304.11
517 SWIMMING POOL	608 FY 2017 COMMUNITY EDUCATION REVENUE = (605)+(606)+(607) = 49,148.61	HOME VISITING LIMIT
518 TREE GROWTH	30 2014 ANTC 4,727,587	622 DIST PLANS TO LEVY FOR FY 2017 HOME VISIT? YES
519 CONSOLIDATION/ RETIREMENT	609 STANDARD COMM ED LEVY = .00940 X (30) = 44,439.32	623 HOME VISITING LIMIT IF (622) = YES AND (619) > \$0, = \$1.60 X (614), ELSE = \$0 784.00
520 ECON DEVELOP ABATE	610 COMM ED LEVY LIMIT LSR (608) OR (609) = 44,439.32	DISABLED ADULTS
521 OTHER GENERAL (MEMO)	611 FY 2017 EST GROSS COMM ED AID = (608)-(610) = 4,709.29	624 DISABLED ADULTS LIMIT LSR \$30,000 OR 50% OF APPROVED EXPENDITURES
522 SUBTOTAL--OTHER INITIAL GENERAL LEVIES = (510) TO (521) =	EARLY CHILD FAMILY EDUCATION	SCHOOL-AGE CARE
INITIAL GENERAL FUND LEVY	FY 2015 ECFE ANNUAL REPORT MUST BE SUBMITTED TO CERTIFY EARLY CHILDHOOD FAMILY ED & HOME VISIT LEVIES FOR FY 2017	625 FY 2017 SCH-AGE CARE REV (FY 2017 EST COST)
523 GENERAL RMV VOTER APPROVED JOBZ EXEMPT = (319) 64,369.91	612 DIST PLANS TO LEVY FOR FY 2017 ECFE REVENUE? YES	30 2014 ANTC 4,727,587 44 2016-17 RES PU (EST) 1,054.80
524 GENERAL RMV OTHER JOBZ EXEMPT = (244)+(246) = = (242)+(314) = 483,087.92	613	626 ANTC/RES PU = (30)/(44) = 4,481.97
525 GENERAL NTC VOTER APPROVED JOBZ EXEMPT = (508)	614 EST POPULATION UNDER FIVE YEARS OF AGE 490	627 LEVY RATIO = LSR OF 1 OR (626)/\$2,318 = 1.00000000
526 GENERAL NTC OTHER GENED JOBZ EXEMPT = (234) 14,182.76	615 GTR OF 150 OR (614) = 490	628 FY 2017 SCH-AGE CARE LIM = (625) X (627) =
527 GENERAL NTC OTHER JOBZ EXEMPT = (234)+(238) +(337)+(356)+(360) +(362)+(365)+(368) +(370)+(382)+(386) +(509)-(508)+(522) = 577,885.20		
528 TOTAL INITIAL GENERAL LEVY LIMITATION = (523)+(524)+(525) + (526)+(527) = 1,139,525.79		

57

SCHOOL-AGE CARE (CONT)	REQUIRED DEBT ELIGIBLE FOR DEBT EQUALIZATION AID (MS 123B.53)	NON-VOTER APPR INELIG BONDS
629 FY 2017 EST GROSS SCHOOL-AGE CARE AID = (625)-(628) =	707 TACONITE BONDS REQ DEBT SERV LEVY	718 FACIL BOND-MS 123B.62 719 EQUIP BOND-MS 123B.61
COMMUNITY SERVICE SUMMARY	708 FY 2017 TAC FUNDING FOR BONDS (NOT IRRRB)	720 REORG OPER DEBT 721 ECON DEV ABATEMENT 722 JUDGMENT 723 OTHER NON-VOTER 724 INELG LEASE PURCHASE
630 OTHER COMM ED (MEMO)	709 TAC ADJ TO REQ = (708) OR [(708) X 1.05] =	
631 TOTAL INITIAL COMMUNITY SERVICE LEVY LIMIT = (610)+(620)+(623) + (624)+(628)+(630) = 61,293.81	710 NET REQ DEBT SERV LEVY TACONITE=(707)-(709)=	725 SUBTOTAL, REQ DEBT FOR NON-VOTER INELIG BONDS =(718) THRU (724)=
GENERAL DEBT SERVICE (FUND 7)	711 VOTER APPR ELIG BONDS SOLD BY JULY 1, 2015	726 REQ DEBT SERVICE LEVY FOR BONDS INELGIBLE FOR DEBT EQUAL AID = (716)+(717)+(725) =
REQUIRED DEBT SERVICE LEVY (EQUAL TO 105% OF THE FY 2017 PRINCIPAL AND INTEREST PAYMENTS)	712 NON-VOTER ELIG BONDS SOLD BY JULY 1, 2015	727 GDS REQ DEBT SERV LEVY =(705)+(706)+(713) +(716)+(717)+(725) = 466,950.75
REQUIRED DEBT ELIGIBLE FOR LONG TERM FACILITIES MAINTENANCE (LTFM) REV	713 TOTAL REQUIRED DEBT LEVY ELIG FOR DEBT EQUAL AID =(710)+(711)+(712) =	728 GDS REQ DEBT SERV LEVY VOTER APPR = (710) +(711)+(714)+(717) =
701 ALT FAC REGULAR REQ DEBT SERV LEVY	714 VOTER APPR BONDS SOLD AFTER JULY 1, 2015 ELIG FOR FUTURE AID	33 2014 ANTC INCLUDING JOBZ VALUATION 4,738,798
702 ALT FAC/H&S REQ DEBT SERV LEVY 466,950.75	715 NON-VOTER BONDS SOLD AFTER JULY 1, 2015 ELIG FOR FUTURE AID	729 MAXIMUM EFFORT DEBT SERVICE TAX RATE %
703 NEW LTFM REQ DEBT FOR ELIG H&S>\$100K	716 SUBTOTAL, FUTURE DEBT AID ELIGIBLE = (714) + (715) =	730 MAX EFFORT DEBT SERV LEVY = (33) X (729) = 731 DS LOAN RECEIVABLE
704 NEW LTFM REQ DEBT FOR ALL OTHER PROJECTS		732 DEBT EQUAL REVENUE BASE GTR OF (730) OR [(713) - (731)] =
705 TOTAL REQ DEBT SERV LEVY FOR LTFM REVENUE = (701)+(702) + (703)+(704) = 466,950.75	OTHER REQUIRED DEBT FOR BONDS INELIGIBLE FOR DEBT EQUAL AID	733 BOARD AUTHORIZED TRANSFER TO FUND 7 REDUCING REQUIRED DEBT SERVICE LEVY
REQUIRED DEBT ELIGIBLE FOR NATURAL DISASTER EQUAL AID (MS 123B.535)	717 VOTER APPR BONDS INELG FOR DEBT EQUAL AID	734 FEDERAL FUNDS REDUCING REQUIRED DEBT SERVICE LEVY
706 NATURAL DISASTER REQ DEBT SERV LEVY		

58

FUND 7 DEBT BALANCE		GENERAL DEBT SERVICE (FUND 7 CONT)	LONG TERM FACILITIES MAINT AID (CONT)
735	JUNE 2014 FUND 7-425 BAL FOR BOND REFUND	754 NET DEBT EXCESS FOR ELG REQ DEBT SERVICE = (713) X (753) =	440 LTFM DEBT EQUAL REV 203,576.40 442 LTFM DEBT EQUAL AID 115,158.33
736	JUNE 2014 FUND 7-451 BAL FOR QZAB & QSCB	755 EXCESS FOR ELIGIBLE ALT FAC REGULAR BONDS = (701) X (753) =	443 LTFM DEBT EQUAL LEVY 88,418.07 444 LTFM DEBT UNEQUAL LVY 147,589.13
737	JUNE 2014 FUND 7-460 BALANCE NONSPENDABLE	756 EXCESS FOR ELIGIBLE ALT FAC/H&S BONDS = (702) X (753) = 115,785.22	766 LTFM DEBT LEVY LIMIT = (443)+(444)+(755) = 236,007.20
738	JUNE 2014 FUND 7-463 BALANCE UNASSIGN NEG	757 EXCESS FOR FAC & EQUIP BONDS = [(718)+(719)- (750)-(751)]X(753) =	33 2014 ANTC INCLUDING JOBZ VALUATION 4,738,798
739	JUNE 2014 FUND 7-464 BALANCE RESTRICTED (FOR DEBT EXCESS) 299,351.10	758 GENERAL FUND LEVY ADJ FOR FACILITY & EQUIP BONDS = (757)- (718)-(719)-(748) =	767 TEN PERCENT ANTC = 0.10 * (33) = 473,879
740	PAY 14 DEBT EXCESS LEVY REDUCTION	759 UNALLOCATED DEBT EXCESS = GTR OF ZERO OR [(749)-(752)] =	706 REQ DEBT LEVY FOR NATURAL DISASTER DEBT
741	PAY 15 DEBT EXCESS LEVY REDUCTION 160,218.34	NET DEBT EXCESS SUMMARY	768 FY 2017 DISASTER DEBT EQ REV = GTR OF ZERO OR [(706) - (767)] =
742	5% OF PAY 16 REQ DEBT SERV LEVY=(727) X 5%= 23,347.54	760 DEBT EXCESS FOR VOTER APPROVED BONDED DEBT = [(728)-(714)]X(753) =	56 FY 2014 ADJ PU (ACT), AT NEW LAW WEIGHTS 1,093.50
743	FUND 7 AVAIL BALANCE GTR OF ZERO OR [(739) -(740)-(741)-(742)] = 115,785.22	761 DEBT EXCESS FOR NON- VOTER APPROVED DEBT = (749)-(759)-(760) = 115,785.22	769 FY 2014 ANTC PER APU = (33) / (56) = 4,333.61
744	RETAIN FOR CAPITAL LOAN REPAYMENT	762 NET DEBT EXCESS FOR DEBT SERV LEVY REDUCT = (760) + (761) = 115,785.22	770 STATEWIDE AVE ANTC INCL JOBZ PER APU 7,867.22
745	APPROVED DEBT EXCESS TO BE RETAINED	LONG TERM FACILITIES MAINTENANCE AID	771 DISASTER EQUAL FACTOR = 300% OF (770) = 23,601.67
746	DISTRICT REQUESTED ADDITIONAL EXCESS	763 NET ALT FAC REG DEBT = (701)-(755) =	772 NATURAL DISASTER LEVY RATIO = LSR OF 1 OR (769)/(771) = .18361455
747	CERTIFIED DEBT EXCESS = GTR OF 0 OR [(743) -(744)-(745)+(746)] = 115,785.22	764 NET ALT FAC/H&S DEBT = (702)-(756) = 351,165.53	773 DISASTER AID RATIO = = 1 - (772) = .81638545
748	EXCESS USED TO RETIRE FAC & EQUIP BONDS	765 NET DEBT LEVY FOR LT FAC MAINT = (763)+(764) + (703)+(704) = 351,165.53	774 DISASTER DEBT EQUAL AID = (768) X (773) =
749	ADJUSTED DEBT EXCESS = (747)-(748) = 115,785.22		775 DISASTER LEVY LIMIT = (706) - (774) =
BREAKDOWN OF NET DEBT EXCESS			
750	PRINCIPAL PORTION OF FACIL REQ DEBT (718)		
751	PRINCIPAL PORTION OF EQUIP REQ DEBT (719)		
752	BASE FOR NET DEBT EXCESS DISTRIBUTION = IF (730)>0, THEN 0 ELSE (727)-(716)- (750)-(751)] = 466,950.75		
753	DEBT EXCESS RATIO = LSR 1 OR (749)/(752)= .24796024		

69

DEBT EQUALIZATION AID		DEBT EQUALIZATION AID (CONT)		ADJUSTMENT TO GDS LIMIT FOR TACONITE DISTRICTS	
732	DEBT EQUAL BASE	789	TIER 1 DEBT EQU AID	802	FY 2017 IRRRB FUNDING FOR VOTER-APPROV BOND
754	DEBT EXCESS FOR ELIG REQUIRED DEBT		RATIO = 1-(787) = .02175847	803	PAY 15 IRRRB ADJUSTMENT FOR VOTER-APPROV BONDS = - ((802) X 1.05) =
776	FY 2017 NET REV ADJ TO DEBT EQUALIZATION REVENUE (MEMO)	790	TIER 2 DEBT EQU AID RATIO = 1-(788) = .45829875	804	FY 2017 IRRRB FUNDING FOR NON-VOTER BONDS
777	FY 2017 GROSS DEBT EQUALIZATION REVENUE =(732)-(754)+(776) =	791	TIER 1 DEBT AID = (785) X (789) =	805	PAY 15 IRRRB ADJUSTMENT FOR NON-VOTER BONDS = - ((804) X 1.05) =
33	2014 ANTC INCLUDING JOBZ VALUATION 4,738,798	792	TIER 2 DEBT AID = (784) X (790) =		
778	= .1050 X (33) = 497,573.79	793	TOTAL DEBT EQ AID = (791)+(792) =		
779	MAX UNEQ LOCAL EFFORT = .1574 X (33) = 745,886.81	794	NON VOTER DEBT AID = (793)X(712)/(713) =	GENERAL DEBT SERVICE LEVY SUMMARY	
780	FY 2017 NET DEBT EQ REV = GTR OF 0 OR [(777) - (779)] =	795	VOTER APPR DEBT AID = (793)-(794) =	806	DEBT EQUAL AID ELIG, VOTER APPROVED IF (730)>0 THEN (799) ELSE = (710)+(711) - (795)-(803) =
781	PRELIM TIER 1 EQU REV =LSR (780) OR (778)=		ADJUSTMENT TO GDS LIMIT FOR MAXIMUM EFFORT DISTRICTS	807	DEBT EQUAL AID ELIG, NON VOTER APPROVED = (712)-(794)-(805) =
782	PRELIM TIER 2 EQU REV = (780)-(781) =	796	NET ADJ DEBT SERV LEVY DO IF (730)>0, = GTR OF [(727)-(705) - (718)-(719)] OR [(730)-(925)-(926) - (793)], ELSE 0	808	DEBT EQUAL AID INELIG, VOTER APPROVED = (714) + (717) =
730	MAXIMUM EFFORT DEBT SERVICE LEVY	797	ADDL MAX EFF GDS LEVY = GTR OF 0 OR [(730) - (925)-(926)-(796)] =	809	DEBT EQUAL AID INELIG, NON VOTER APPROVED = (715) + (725) =
783	MIN TIER 2 REV FOR MAX EFF = GTR OF ZERO OR [(730)-(778)-(779)] =	798	TOTAL INITIAL GDS LEVY LIMIT FOR MAX EFF DISTRICTS = (796)+(797) =	766	LTFM DEBT LEVY LIMIT NON VOTER APPROVED 236,007.20
784	TIER 2 EQUAL REV = GTR OF (782) OR (783) =	799	AID ELIG GDS LEVY LIMIT FOR MAX EFF DISTRICTS = (798) - (705) - (706) - (726) =	775	DISASTER LEVY LIMIT VOTER APPROVED
785	TIER 1 EQUAL REV = (780)-(784) =		MINIMUM EST MAX EFFORT PAYMENT	810	INITIAL GDS LEVY LIM VOTER APPROVED (806)+(808)+(775) =
56	2013-14 ADJ PU (ACT), AT NEW LAW WEIGHTS 1,093.50	730	MAX EFFORT DEBT LEVY	811	INITIAL GDS LEVY LIM NON VOTER APPROVED = (807)+(809)+(766) 236,007.20
786	2014 ANTC INCL JOBZ / ADJ PU = (33)/(56) = 4,333.61	800	MAX EFFORT REQ LEVY = GTR OF 0 OR [(727) +(797)+(925)+(926) - (705)-(718)-(719) =	812	TOTAL INITIAL GDS LEVY LIMIT = (810)+(811) = 236,007.20
787	TIER 1 DEBT EQUAL LEVY RATIO = LSR OF 1 OR (786)/\$4,430 = .97824153	801	MINIMUM EST MAX EFFORT PAYMENT = GTR OF 0 OR (730)-(800) =		
788	TIER 2 DEBT EQUAL LEVY RATIO = LSR OF 1 OR (786)/\$8,000 = .54170125				

OTHER POSTEMPLOYMENT BENEFITS (OPEB) & PENSION DEBT SERVICE (FUND 47)	FUND 47 DEBT BALANCE (CONT)	FY 2016 OPERATING CAPITAL LEVY ADJUSTMENT (CONT)	
901 LEVY BONDS IRREV TRUST VOTER APPROVED	919 RETAIN FOR CAP LOAN REPAYMENT NON-VOTER	1002 14 PAY 15 LIMIT	71,211.57
902 LEVY BONDS REVOC TRUST VOTER APPROVED	920 APPROV DEBT EXCESS TO BE RETAINED NON-VOTER	1003 14 PAY 15 LEVY	71,211.57
903 REQ DEBT SERV LEVY OPEB BONDS VOTER APPROVED = (901) + (902) =	921 FUND 47 AVAILABLE BALANCE VOTER APPROVED = GREATER OF ZERO OR [(913)-(917)] =	1004 FY 2016 OPER CAPITAL LEVY ADJUSTMENT = ((1001)-(1002)) =	288.52
904 LEVY BONDS IRREV TRUST NON-VOTER APPROVED	922 FUND 47 AVAILABLE BALANCE NON-VOTER = GTR ZERO OR [(914)- SUM (915) TO (920)] =	FY 2016 LOCAL OPTIONAL LEVY ADJUSTMENT	
905 LEVY BONDS REVOC TRUST NON-VOTER APPROVED	923 ADDITIONAL DEBT EXCESS REQUESTED OPEB/PENSION BONDS VOTER APPROVED	1005 FY 2016 LOC OPT LEVY AUTH (FROM FY 2016 GENERAL EDUC REVENUE REPORT, LINE 191)	219,223.22
906 REQUIRED DEBT SERVICE LEVY FOR OPEB BONDS NON-VOTER APPROVED = (904) + (905) =	924 ADDITIONAL DEBT EXCESS REQUESTED OPEB/PENSION NON-VOTER APPROVED	1006 14 PAY 15 LIMIT	220,994.63
907 REQ DEBT SERV LEVY FOR PENSION BONDS (MPLS)	925 NET DEBT SERVICE LEVY FOR VOTER APPROVED OPEB/PENSION BONDS =(903)-(921)-(923) =	1007 14 PAY 15 LEVY	220,994.63
908 REQ DEBT SERVICE LEVY FOR OPEB/PENSION BONDS NON-VOTER APPROVED = (906) + (907) =	926 NET DEBT SERVICE LEVY FOR OPEB/PENSION BONDS NON-VOTER APPROVED =(908)-(922)-(924) =	1008 FY 2016 LOCAL OPTIONAL LEVY ADJUSTMENT = ((1005)-(1007)) =	1,771.41-
FUND 47 DEBT BALANCE		FY 2016 EQUITY LEVY ADJUSTMENT	
909 JUNE 2014 FUND 47-425 BAL FOR BOND REFUND		1009 FY 2016 EQUITY LEVY AUTH (FROM FY 2016 GENERAL EDUC REVENUE REPORT, LINE 198)	74,422.14
910 JUNE 2014 FUND 47-460 BALANCE NONSPENDABLE		1010 14 PAY 15 LIMIT	75,054.78
911 JUNE 2014 FUND 47-463 BALANCE UNASSIGN NEG	LEVY LIMITATION ADJUSTMENTS	1011 14 PAY 15 LEVY	75,054.78
912 JUNE 2014 FUND 47-464 BALANCE RESTRICTED	IN GENERAL, IF WE HAVE:	1012 FY 2016 EQUITY LEVY ADJUSTMENT = ((1009)-(1011)) =	632.64-
913 JUNE 2014 FUND 47-464 BALANCE VOTER APPROV	A FINAL LEVY AUTHORITY	FY 2016 TRANSITION LEVY ADJUSTMENT	
914 JUNE 2014 FUND 47-464 BAL NON-VOTER APPROV = (912) - (913) =	B PREVIOUSLY CALCULATED AUTHORITY	1013 FY 2016 TRANSITION LEVY AUTH (FROM FY 2016 GENERAL EDUC REVENUE REPORT, LINE 205)	24,259.32
915 PAY 14 OPEB DEBT EXC REDUCTION NON-VOTER	C CERTIFIED LEVY BASED ON (B)	1014 14 PAY 15 LIMIT	24,147.83
916 PAY 15 OPEB DEBT EXC REDUCTION NON-VOTER	D LEVY ADJUSTMENT, THEN: IF A>B, D=A-B IF A<C, D=A-C OTHERWISE D=ZERO	1015 14 PAY 15 LEVY	24,147.83
917 5% OF REQUIRED OPED DEBT SERV LEVY VOTER = (903) X 5% =	GENERAL FUND ADJUSTMENTS	1016 FY 2016 TRANSITION LEVY ADJUSTMENT = ((1013)-(1014)) =	111.49
918 5% OF REQUIRED OPED DEBT SERV LEVY NONVOT = (908) X 5% =	FY 2016 OPERATING CAPITAL LEVY ADJUSTMENT		
	1001 FY 2016 OPER CAP LEVY AUTH (FROM FY 2016 GENERAL EDUC REVENUE REPORT, LINE 181)		71,500.09

FY 2016 ALT TEACHER COMP LEVY ADJUST	FY 2016 1ST TIER BOARD-APPROVED REFER LEVY ADJUST (CONT)	FY 2016 3RD TIER REF LEVY ADJ (CONT)
1017 FY 2016 ALT COMP LEVY AUTH (FROM FY 2016 GENERAL EDUC REVENUE REPORT, LINE 324)	1032 14 PAY 15 LIMIT 90,620.12 1033 14 PAY 15 LEVY 90,620.12	1048 14 PAY 15 LIMIT 1049 14 PAY 15 LEVY
1018 14 PAY 15 LIMIT	1034 PAY 15 LIMIT ADJ FOR TBRA =(1030)+(1031)+(1032) 90,620.12	1050 PAY 15 LIMIT ADJ FOR TBRA =(1046)+(1047)+(1048)
1019 14 PAY 15 LEVY	1035 PAY 15 LEVY ADJ FOR TBRA =(1030)+(1031)+(1033) 90,620.12	1051 PAY 15 LEVY ADJ FOR TBRA =(1046)+(1047)+(1049)
1020 FY 2016 ALT TEACH COMP LEVY ADJUSTMENT	1036 FY 2016 BOARD-APPR REF LEVY ADJUSTMENT 726.38- = ((1029)-(1035)) =	1052 FY 2016 3RD TIER REF LEVY ADJUSTMENT
FY 2016 1ST TIER VOTER-APPROVED REFER LEVY ADJUST	FY 2016 2ND TIER REF LEVY ADJUST	FY 2016 UNEQUAL REF LEVY ADJUST
1021 FY 2016 1ST TIER REF LEVY AUTH (FROM FY 2016 GENERAL EDUC REVENUE REPORT, LINE 231)	1037 FY 2016 2ND TIER REF LEVY AUTH (FROM FY 2016 GENERAL EDUC REVENUE REPORT, LINE 227)	1053 FY 2016 UNEQUAL REF LEVY AUTH (FROM FY 2016 GENERAL EDUC REVENUE REPORT, LINE 229)
1022 ALLOCATION OF TBRA (FROM PAY 15 LEVY REPORT, LINE 269)	1038 ALLOCATION OF TBRA (FROM PAY 15 LEVY REPORT, LINE 270)	1054 ALLOCATION OF TBRA (FROM PAY 15 LEVY REPORT, LINE 272)
1023 ALLOC OF REF HOLD HARM (FROM PAY 15 LEVY REPORT, LINE 299)	1039 ALLOC OF REF HOLD HARM (FROM PAY 15 LEVY REPORT, LINE 300)	1055 ALLOC OF REF HOLD HARM (FROM PAY 15 LEVY REPORT, LINE 302)
1024 14 PAY 15 LIMIT	1040 14 PAY 15 LIMIT	1056 14 PAY 15 LEVY
1025 14 PAY 15 LEVY	1041 14 PAY 15 LEVY	1057 14 PAY 15 LEVY
1026 PAY 15 LIMIT ADJ FOR TBRA =(1022)+(1023)+(1024)	1042 PAY 15 LIMIT ADJ FOR TBRA =(1038)+(1039)+(1040)	1058 PAY 15 LIMIT ADJ FOR TBRA =(1054)+(1055)+(1056)
1027 PAY 15 LEVY ADJ FOR TBRA =(1022)+(1023)+(1025)	1043 PAY 15 LEVY ADJ FOR TBRA =(1038)+(1039)+(1041)	1059 PAY 15 LEVY ADJ FOR TBRA =(1054)+(1055)+(1057)
1028 FY 2016 1ST TIER VTR REF LEVY ADJUSTMENT	1044 FY 2016 2ND TIER REF LEVY ADJUSTMENT	1060 FY 2016 UNEQUALIZED REF LEVY ADJUSTMENT
FY 2016 1ST TIER BOARD-APPROVED REFER LEVY ADJUST	FY 2016 3RD TIER REF LEVY ADJUST	FY 2016 TBRA ALLOCATION ADJUSTMENT TO VOTER-APPROVED LEVIES
1029 FY 2016 BRD-APPR REF LEVY AUTH (FROM FY 2016 GENERAL EDUC REVENUE REPORT, LINE 230) 89,893.74	1045 FY 2016 3RD TIER REF LEVY AUTH (FROM FY 2016 GENERAL EDUC REVENUE REPORT, LINE 228)	FY 2016 ALLOCATION OF TBRA TO REF LEVY CATEGORIES (FROM FY 2016 GENERAL EDUC REVENUE REPORT, LINES 259 TO 262)
1030 ALLOCATION OF TBRA (FROM PAY 15 LEVY REPORT, LINE 268)	1046 ALLOCATION OF TBRA (FROM PAY 15 LEVY REPORT, LINE 271)	1061 TIER 1 LEVY-VTR APR
1031 ALLOC OF REF HOLD HARM (FROM PAY 15 LEVY REPORT, LINE 298)	1047 ALLOC OF REF HOLD HARM (FROM PAY 15 LEVY REPORT, LINE 301)	1062 TIER 2 LEVY
		1063 TIER 3 LEVY
		1064 UNEQL LEVY

FY 2016 TBRA ALLOCATION ADJ (CONT)	FY 2016 REFERENDUM (CONT)	FY 2014 EQUITY LEVY ADJUSTMENT
1065 TOTAL FY 2016 TBRA ALLOC TO REF LEVY CATEGORIES = (1061) TO (1064) =	1075 TOTAL FY 2016 TBRA ALLOC TO REF LEVY CATEGORIES FROM PAY 15 LEVY = (1023)+(1039) + + (1047)+(1054) =	1086 FY 2014 EQUITY LEVY AUTH (FROM FY 2014 GENERAL EDUC REVENUE REPORT, LINE 170) 79,641.37
1066 TOTAL FY 2016 TBRA ALLOC TO REF LEVY CATEGORIES FROM PAY 15 LEVY = (1022)+(1038) + + (1046)+(1054) =	1076 FY 2016 HOLD HARM ALLOC VTR-APPR ADJUSTMENT = (1075)-(1074) =	1087 12 PAY 13 LIMIT 83,565.21 1088 12 PAY 13 LEVY 83,565.21 1089 TOTAL ADJUST TO PAY 13 EQUITY LEVY AUTH = ((1086)-(1088)) = 3,923.84-
1067 FY 2016 TBRA ALLOCATION VTR-APPR ADJUSTMENT = (1066)-(1065) =	FY 2016 REFERENDUM HOLD HARMLESS ADJUSTMENT TO BOARD-APPROVED LEVY	FY 2013 EQUITY LEVY ADJUSTMENT (CONT)
FY 2016 TBRA ALLOCATION ADJUSTMENT TO BOARD-APPROVED LEVIES	1077 FY 2016 ALLOC OF HOLD HARM TO BRD-APR REF LEVY (FROM FY 2016 GENERAL EDUC REVENUE REPORT, LINE 285)	1090 13 PAY 14 ADJ LIMIT 1091 13 PAY 14 ADJ LEVY 1092 FY 2014 EQUITY LEVY ADJUSTMENT = ((1089)-(1091)) = 3,923.84-
1068 FY 2016 ALLOCATION OF TBRA TO BRD-APR REF LEVY (FROM FY 2016 GENERAL EDUC REVENUE REPORT, LINE 258)	1031 FY 2016 HOLD HARM ALLOC TO BOARD-APR REF LEVY FROM PAY 15 LEVY	FY 2014 TRANSITION LEVY ADJUSTMENT
1030 FY 2016 TBRA ALLOC TO BOARD-APR REF LEVY FROM PAY 15 LEVY	1078 FY 2016 HOLD HARM ALLOC BRD-APPR ADJUSTMENT = (1031)-(1077) =	1093 FY 2014 TRANSITION LEVY AUTH (FROM FY 2014 GENERAL EDUC REVENUE REPORT, LINE 177) 24,034.60
1069 FY 2016 TBRA ALLOCATION BRD-APPR ADJUSTMENT = (1030)-(1068) =	FY 2014 OPERATING CAPITAL LEVY ADJ	1094 12 PAY 13 LIMIT 24,962.51 1095 12 PAY 13 LEVY 24,962.51 1096 TOTAL ADJUST TO PAY 13 TRANSITION LEVY AUTH = ((1093)-(1095)) = 927.91-
FY 2016 REFERENDUM HOLD HARMLESS ADJUSTMENT TO VOTER-APPROVED LEVIES	1079 FY 2014 OPER CAP LEVY AUTH (FROM FY 2014 GENERAL EDUC REVENUE REPORT, LINE 160) 89,504.66	1097 13 PAY 14 ADJ LIMIT 1098 13 PAY 14 ADJ LEVY 1099 FY 2014 TRANSITION LEVY ADJUSTMENT = ((1096)-(1098)) = 927.91-
FY 2016 ALLOC OF HOLD HARM TO REF LEVY CATEGORIES (FROM FY 2016 GENERAL EDUC REVENUE REPORT, LINES 287 TO 290)	1080 12 PAY 13 LIMIT 88,783.00 1081 12 PAY 13 LEVY 88,783.00 1082 TOTAL ADJUST TO PAY 13 OPER CAP LEVY AUTH = ((1079)-(1080)) = 721.66	FY 2014 ALT TEACHER COMP LEVY ADJUST
1070 TIER 1 LEVY-VTR APR 1071 TIER 2 LEVY 1072 TIER 3 LEVY 1073 UNEQL LEVY	1083 13 PAY 14 ADJ LIMIT 358.62 1084 13 PAY 14 ADJ LEVY 358.62 1085 FY 2014 OPER CAPITAL LEVY ADJUSTMENT = ((1082)-(1083)) = 363.04	1100 FY 2014 ALT COMP LEVY AUTH (FROM FY 2014 GENERAL EDUC REVENUE REPORT, LINE 187)
1074 TOTAL TBRA ALLOC TO REF LEVY CATEGORIES = (1070) TO (1073) =		1101 12 PAY 13 LIMIT 1102 12 PAY 13 LEVY 1103 TOTAL ADJUST TO PAY 13 ALT COMP LEVY AUTH

FY 2014 ALT TCHR COMP LEVY ADJ (CONT)	FY 2014 2ND TIER REF LEVY ADJ (CONT)	FY 2014 TBRA ALLOCATION ADJ (CONT)	
1104 13 PAY 14 ADJ LIMIT	1123 TOTAL ADJUST TO PAY 13	1140 TOTAL FY 2014 TBRA ALLOC	
1105 13 PAY 14 ADJ LEVY	2ND TIER REF LEVY AUTH	TO REF LEVY CATEGORIES	
1106 FY 2014 ALT TEACH COMP		= (1137) TO (1139) =	
LEVY ADJUSTMENT			
	1124 13 PAY 14 ADJ LIMIT	1141 TOTAL FY 2014 TBRA ALLOC	
	1125 13 PAY 14 ADJ LEVY	TO REF LEVY CATEGORIES	
	1126 FY 2014 2ND TIER REF	FROM PAY 13 LEVY	
	LEVY ADJUSTMENT	= (1108)+(1118)	
		+ (1128) =	
FY 2014 1ST TIER REF LEVY ADJUST			
1107 FY 2014 1ST TIER REF LEVY AUTH		1142 FY 2014 TBRA ALLOCATION	
(FROM FY 2014 GENERAL	FY 2014 UNEQUALIZED REF LEVY ADJUST	TOTAL ADJUSTMENT	
EDUC REVENUE REPORT,		= (1141)-(1140) =	
LINE 202)			
1108 ALLOCATION OF TBRA	1127 FY 2014 UNEQUAL REF LEVY AUTH	1143 13 PAY 14 ADJ LIMIT	
(FROM PAY 13 LEVY	(FROM FY 2014 GENERAL	1144 13 PAY 14 ADJ LEVY	
REPORT, LINE 239)	EDUC REVENUE REPORT,		
	LINE 206)		
1109 12 PAY 13 LIMIT		1145 FY 2014 TBRA ALLOC	
1110 12 PAY 13 LEVY	FY 2012 UNEQUAL REF LEVY ADJ (CONT)	LEVY ADJUSTMENT	
1111 PAY 13 LIMIT ADJ FOR TBRA	1128 ALLOCATION OF TBRA		
= (1108)+(1109) =	(FROM PAY 13 LEVY		
1112 PAY 13 LEVY ADJ FOR TBRA	REPORT, LINE 241)	FY 2016 INTEGRATION ADJUSTMENT	
= (1108)+(1110) =			
1113 TOTAL ADJUST TO PAY 13	1129 12 PAY 13 LIMIT	1146 FY 2016 INTEG LEVY AUTH	
1ST TIER REF LEVY AUTH	1130 12 PAY 13 LEVY	(FROM INTEGRATION REVENUE	
		REPORT, LINE 20)	
	1131 PAY 13 LIMIT ADJ FOR TBRA	1147 14 PAY 15 LIMIT	
	= (1128)+(1129) =	1148 14 PAY 15 LEVY	
1114 13 PAY 14 ADJ LIMIT	1132 PAY 13 LEVY ADJ FOR TBRA	1149 FY 2016 INTEGRATION	
1115 13 PAY 14 ADJ LEVY	= (1128)+(1130) =	ADJUSTMENT LIMIT	
1116 FY 2014 1ST TIER REF	1133 TOTAL ADJUST TO PAY 13		
LEVY ADJUSTMENT	UNEQUAL REF LEVY AUTH		
	1134 13 PAY 14 ADJ LIMIT		
	1135 13 PAY 14 ADJ LEVY	FY 2014 INTEGRATION ADJUSTMENT	
	1136 FY 2014 UNEQUAL REF	1150 NO ADJUSTMENT FOR FY 2014	
	LEVY ADJUSTMENT	PER LAWS 2013, CH 116,	
		ART3, SEC 35 UNLESS NO	
		BUDGET FOR FY 2014	
FY 2014 2ND TIER REF LEVY ADJUST			
1117 FY 2014 2ND TIER REF LEVY AUTH	FY 2014 TBRA ALLOCATION ADJUSTMENT	FY 2014 REEMPLOYMENT ADJUSTMENT	
(FROM FY 2014 GENERAL			
EDUC REVENUE REPORT,	FY 2014 ALLOCATION OF TBRA	1151 FY 2014 EXPEND ACTUAL	2,683.25
LINE 204)	TO REF LEVY CATEGORIES	1152 REEMPLOY LEVY AUTH	
	(FROM FY 2014 GENERAL	= 100% OF (1151) =	2,683.25
	EDUC REVENUE REPORT,		
	LINES 223 TO 225)	1153 13 PAY 14 LIMIT	8,358.35
1118 ALLOCATION OF TBRA		1154 13 PAY 14 LEVY	8,358.35
(FROM PAY 13 LEVY		1155 FY 2014 REEMPLOY ADJUST	
REPORT, LINE 240)		= ((1154)-(1156[A3]))	5,675.10-
1119 12 PAY 13 LIMIT	1137 TIER 1 LEVY		
1120 12 PAY 13 LEVY	1138 TIER 2 LEVY		
	1139 UNEQL LEVY		
1121 PAY 13 LIMIT ADJ FOR TBRA			
= (1118)+(1119) =			
1122 PAY 13 LEVY ADJ FOR TBRA			
= (1118)+(1120) =			

FY 2015 HEALTH & SAFETY ADJ (CONT)	FY 2014 HEALTH & SAFETY ADJ (CONT)	LEASE LEVY ADJUSTMENT (CONT)
1197 13 PAY 14 H&S LIMIT 238,320.62	1214 FY 2014 H&S LIMIT ADJUST	1229 PAY 13 OPER INTERMED
1198 13 PAY 14 H&S LEVY 238,320.62	= (1210)+(1212) =	1230 PAY 13 CAP INTERMED
	1215 FY 2014 H&S LEVY ADJUST	1231 PAY 13 OPER JOINT
1199 PRELIM ADJUST LIMIT	= (1211)+(1213) =	1232 PAY 13 OPER NON-J ADM
= (1196)-(1198) = 93,213.03-	1216 FY 2014 H&S LEVY ADJUST	1233 PAY 13 OPER NON-J OTH
	(NO ADJUSTMENT)	1234 PAY 13 CAPITAL JOINT
1200 14 PAY 15 ADJ LIMIT	1217 FY 2014 MIN H&S ADJUST	1235 PAY 13 CAP NON-J ADM
FOR FY 2015 H&S	TO LEVY FOR AID	1236 PAY 13 CAP NON-J OTH
1201 14 PAY 15 ADJ LEVY	= LSR OF (1216) OR	
FOR FY 2015 H&S	[(1204)-(1208)-(1215)]	1237 FY 2013 COSTS (PAY 13)
1202 FY 2015 H&S LEVY ADJUST	BUT NOT LESS THAN 0	SUM (1229) TO (1236)=
= (1199)-(1201) = 93,213.03-		
		FY 2014 NET LEASE COSTS
1203 MIN H&S ADJUST LIMIT	FY 2014 DEFERRED MAINT ADJUSTMENT	1238 PAY 13 OPER INTERMED
= LSR OF (1202) OR		1239 PAY 13 CAP INTERMED
[(1194)-(1198)-(1201)]	1218 FY 2014 ACTUAL DEFERRED	1240 PAY 13 TIES CAPITAL
BUT NOT LESS THAN 0	MAINTENANCE LEVY	1241 PAY 13 OPER JOINT
	AUTHORITY (FROM FY 2014	1242 PAY 13 OPER NON-J ADM
FY 2014 HEALTH & SAFETY ADJUSTMENT	DEFERRED MAINTENANCE	1243 PAY 13 OPER NON-J OTH
	AID REPORT, LINE 9) 42,821.77	1244 PAY 13 CAPITAL JOINT
1204 FY 2014 ACT HEALTH &	1219 12 PAY 13 LIMIT 42,794.25	1245 PAY 13 CAP NON-J ADM
SAFETY LEVY AUTHORITY	1220 12 PAY 13 LEVY 42,794.25	1246 PAY 13 CAP NON-J OTH
PRIOR TO AID PRORATION	1221 FY 2014 DEFERRED	1247 FY 2014 COSTS (PAY 13)
(FROM FY 2014 H&S AID	MAINT ADJUSTMENT	SUM (1238) TO (1246)=
REPORT, LINE 24) 35,194.62	= (1218)-(1219) = 27.52	1248 PAY 14 OPER INTERMED
1205 FY 2014 LEVY ADJUSTMENT		1249 PAY 14 CAP INTERMED
FOR AID PRORATION	LEASE LEVY ADJUSTMENT	1250 PAY 14 OPER JOINT
(FROM FY 2014 H&S		1251 PAY 14 OPER NON-J ADM
AID REPORT, LINE 35)	FY 2013 AND FY 2014 LEASE	1252 PAY 14 OPER NON-J OTH
1206 FY 2014 HEALTH & SAFETY	COSTS WITH A PAY 13 LEVY	1253 PAY 14 CAPITAL JOINT
TOTAL LEVY AUTHORITY	(PAY 14 LEASE LEVY FOR FY	1254 PAY 14 CAP NON-J ADM
= (1204) + (1205) = 35,194.62	2014 & 2015 LEASE COSTS	1255 PAY 14 CAP NON-J OTH
1207 12 PAY 13 H&S LIMIT 35,194.62	WILL BE ADJUST NEXT YEAR)	1256 FY 2014 COSTS (PAY 14)
1208 12 PAY 13 H&S LEVY 35,194.62		SUM (1248) TO (1255)=
1209 PRELIM ADJUST LIMIT	FY 2013 NET LEASE COSTS	1257 TOTAL FY 2013 OPER
	1222 PAY 12 INTERMEDIATE	NON-J NET LEASE COSTS
1210 13 PAY 14 ADJ LIMIT	1223 PAY 12 TIES CAPITAL	=(1225)+(1232)+(1233)
FOR FY 2014 H&S	1224 PAY 12 OPER JOINT	1258 ACTUAL FY 2013 UFARS
1211 13 PAY 14 ADJ LEVY	1225 PAY 12 OPER NON-J	LEASE COSTS
FOR FY 2014 H&S	1226 PAY 12 CAPITAL JOINT	(FUND 1, OBJECT 370) 56,316.80
	1227 PAY 12 CAPITAL NON-J	1259 PAY 12 OPER NON-J
1212 14 PAY 15 ADJ LIMIT	1228 FY 2013 COSTS (PAY 12)	LEASE COST LIMITED
FOR FY 2014 H&S	SUM (1222) TO (1227)=	BY FY 2013 UFARS
1213 14 PAY 15 ADJ LEVY		LSR (1225) OR (1258)=
FOR FY 2014 H&S		1260 REMAIN FY 2013 UFARS
		= GREATER OF ZERO OR
		[(1258) - (1259)] = 56,316.80

65

FY 2014 NET LEASE COSTS (CONT)		FY 2014 NET LEASE COSTS (CONT)		OTHER GENERAL LIMITATION ADJUSTMENTS	
1261	PAY 13 OPER NON-J LEASE COST LIMITED BY FY 2013 UFARS = LSR [(1232) + (1233)] OR (1260)=	41	2013-14 RES PU (ACT) 1,150.42	758	GENERAL FUND LEVY ADJ FOR FAC & EQUIP BONDS
1262	FY 2013 ADJUSTED COSTS (PAY 13) = (1237) - (1232)-(1233)+(1261)=	1273	PAY 13 PUPIL UNIT MAX AUTH = \$150 X (41) = 172,563.00	1285	MAINT PU VAR (MEMO)
1263	TOTAL FY 2014 OPER NON-J NET LEASE COSTS FOR (PAY 13) = (1242) + (1243) =	1274	PAY 13 COMMISSIONER APPROVED LIMIT	1286	ECON DEV ABATE ADJUST (MEMO)
1264	ACTUAL FY 2014 UFARS LEASE COSTS (FUND 1, OBJECT 370) 64,505.61	1275	REGULAR MAX AUTHORITY = GTR OF (1273) OR (1274) = 172,563.00	1287	DEBT SURPLUS TRANSFER (MEMO)
1265	PAY 13 OPER NON-J LEASE COST LIMITED BY FY 2014 UFARS =LSR (1263) OR (1264)	1276	TOTAL PAY 13 REGULAR LEASE LEVY AUTHORITY = LSR OF (1272) OR (1275) =	1288	SCH TAX ADJUSTMENT (FROM STR ADJUST REPORT, LINE 9)
1266	FY 2014 ADJUSTED COSTS (PAY 13) = (1247) - (1242)-(1243)+(1265)=	1277	TOTAL PAY 13 REGULAR & INTERM LEASE LEVY AUTH = (1270) + (1276) =	1289	OTHER ADJUST, GEN RMV VOTER APPROVED JOBZ EXEMPT (MEMO)
1267	PAY 13 ADJUSTED NET LEASE COSTS = (1262) + (1266) =	1278	12 PAY 13 LIMIT	1290	TOTAL OTHER ADJUST GEN RMV VOTER APPR JOBZ EXEMPT = (1288)+(1289)=
1268	DIST'S SHARE OF PAY 13 LEASE COSTS FOR THE INTERMEDIATE DISTRICTS = (1229) + (1230) + (1238) + (1239) =	1279	12 PAY 13 LEVY	1291	SCH TAX ADJUSTMENT (FROM STR ADJUST REPORT, LINE 14)
57	2013-14 AMCPU (ACT) 1,154.29	1280	PAY 13 LEASE LEVY LIMITATION ADJUSTMENT (NO ADJUSTMENT)	1292	OTHER ADJUST, GEN RMV OTHER JOBZ EXEMPT (MEMO)
1269	INTERM PUPIL UNIT AUTH = \$43 X (56) = 49,634.47	CAPITAL RELATED ADJUSTMENTS SUMMARY		1293	TOTAL OTHER ADJUST GEN RMV OTHER JOBZ EXEMPT=(1291)+(1292)=
1270	INTERMEDIATE LEASE AUTHORITY = LSR OF (1268) OR (1269) =	1004	FY 2016 OPER CAP ADJ 288.52	1294	SCH TAX ADJUSTMENT (FROM STR ADJUST REPORT, LINE 23)
1271	INTERM DIST CARRYOVER TO REGULAR LEASE AUTH = (1268) - (1270) =	1085	FY 2014 OPER CAP ADJ 363.04	1295	OTHER ADJUST, GEN NTC VOTER APPROVED JOBZ EXEMPT (MEMO)
1272	PAY 13 LEASE COST UNDER REGULAR AUTH = (1267) + (1271) =	1193	FY 2016 H&S ADJUST 200,606.34	1296	TOTAL OTHER ADJUST GEN NTC VOTER APPR JOBZ EXEMPT =(1294)+(1295)=
		1202	FY 2015 H&S ADJUST 93,213.03-	1297	TIF ADJUST (MEMO)
		1216	FY 2014 H&S ADJUST	1298	SCH TAX ADJUSTMENT (FROM STR ADJUST REPORT, LINE 28)
		1221	FY 2014 DEF MAINT ADJ 27.52	1299	FY 2013 CAREER TECH ADJUST (SEE WEBSITE) 1,313.19
		1280	PAY 13 LEASE LEVY ADJ	1300	OTHER ADJUST, GEN NTC OTHER JOBZ EXEMPT (MEMO)
		1281	LEASE LEVY ADJ (MEMO)	1301	TOTAL OTHER ADJUST, GEN NTC OTHER JOBZ EXEMPT=(1297)+(1298) + (1299)+(1300) = 1,313.19
		1282	ALT FAC ADJUST (MEMO)		
		1283	OTHER CEX ADJ (MEMO)		
		1284	TOTAL CAPITAL RELATED LEVY LIMIT ADJUSTMENT =(1004)+(1085)+(1193) +(1202)+(1216)+(1221) +(1280)+(1281) +(1282)+(1283) = 108,072.39		

67

GENERAL FUND ADJUSTMENT SUMMARY

1302 GENERAL RMV VOTER
 APPROVED JOBZ EXEMPT
 =(1028)+(1036)+(1044)
 +(1052)+(1060)+(1067)
 +(1069)+(1116)
 +(1126)+(1136)
 +(1145)+(1290) =
 1303 GENERAL RMV OTHER
 JOBZ EXEMPT =(1008)
 +(1012)+(1016)+(1092)
 +(1099)+(1293) = 7,870.69-
 1304 GENERAL NTC VOTER
 APPROVED JOBZ EXEMPT
 =(1296) =
 1305 GENERAL NTC OTHER
 JOBZ EXEMPT
 = (758)+(1020)+(1106)
 +(1149)+(1150)+(1155)
 +(1159)+(1165)+(1170)
 +(1174)+(1178)+(1184)
 +(1284)+(1285)+(1286)
 +(1287)+(1301)= 175,394.02
 1306 TOTAL GENERAL LEVY
 LIMITATION ADJUSTMENT
 = (1302)+(1303)
 + (1304)+(1305) = 167,523.33

COMMUNITY SERV FUND ADJUSTMENTS

FY 2016 EARLY CHILD FAMILY ADJUST
 1401 FY 2016 REVISED ECFE LEVY
 AUTH (FROM FY 2016 ECFE
 AID REPORT, LINE 1.7) 17,675.07
 1402 14 PAY 15 LIMIT 17,705.85
 1403 14 PAY 15 LEVY 17,705.85
 1404 FY 2016 EARLY CHILD
 FAMILY ADJUST
 = ((1401)-(1403)) = 30.78-

FY 2016 HOME VISIT ADJUSTMENT

1405 FY 2016 HOME VISIT
 REVISED LEVY AUTH
 (FROM FY 2016 ECFE AID
 REPORT, LINE 1.15) 784.00
 1406 14 PAY 15 LIMIT 724.80
 1407 14 PAY 15 LEVY 724.80
 1408 FY 2016 HOME VISIT
 ADJUSTMENT
 = ((1405)-(1406)) = 59.20
 FY 2014 SCHOOL-AGE CARE
 1409 FY 2014 AUTHORITY (FROM
 UFARS EXPENDITURES)
 1410 12 PAY 13 LIMIT
 1411 12 PAY 13 LEVY
 1412 FY 2014 SCH-AGE CARE
 ADJUSTMENT
 1413 ADULTS W/DISABILITIES
 ADJUST (MEMO)
 1414 SCH TAX ADJUSTMENT
 (FROM STR ADJUST
 REPORT, LINE 33)
 1415 OTHER ADJUST (MEMO)
 1416 TOTAL OTHER ADJUST
 =(1414)+(1415)=
 1417 TOTAL COMMUNITY SERVICE
 LIMITATION ADJUSTMENT
 = (1404)+(1408)+(1412)
 + (1413)+(1416) = 28.42

GENERAL DEBT SERVICE ADJUSTMENTS

1701 REDUCTION DEBT SERVICE
 EXCESS, VOTER APPROVED
 = (760) X -1 =
 1702 OTHER ADJUST (MEMO)
 VOTER APPROVED
 1703 TOTAL DEBT SERV ADJUST
 VOTER APPROVED
 = (1701)+(1702) =

GENERAL DEBT SERVICE ADJUST (CONT)

1704 REDUCTION DEBT SERVICE
 EXCESS, NON-VOTER
 APPROV = (761) X -1 = 115,785.22-
 1705 OTHER ADJUST (MEMO)
 NON-VOTER APPROVED
 1706 TOTAL DEBT SERV ADJUST
 NON-VOTER APPROVED
 = (1704)+(1705) = 115,785.22-
 OTHER POSTEMPLOYMENT BENEFITS (OPEB)
 & PENSION DEBT SERVICE ADJUSTMENTS
 1901 REDUCTION DEBT EXCESS,
 VOTER APPROV = GTR OF
 [(921)OR(923)] X -1 =
 1902 OTHER OPEB DS ADJUST
 (MEMO) VOTER APPROVED
 1903 TOTAL OPEB DEBT SERV
 ADJ VOTER APPROVED
 = (1901)+(1902) =
 1904 REDUCTION DEBT EXCESS,
 NON-VOTER = GTR OF
 [(922)OR(924)] X -1 =
 1905 OTHER OPEB DS ADJUST
 (MEMO) NON-VOTER APPR
 1906 TOTAL ADJUSTMENT
 NON-VOTER APPROVED
 = (1904)+(1905) =
 ABATEMENT ADJUSTMENTS
 INITIAL ABATEMENT LEVY ADJUSTMENT
 2001 SCHOOL TAXES ABATED
 IN 2014 1,899.72-
 2002 SCHOOL TAXES ADDED
 IN 2014 7,861.63
 2003 NET CHANGE IN SCHOOL
 TAXES
 = (2001)+(2002) = 5,961.91
 2004 ABATEMENT RECOVERY
 REVENUE [GTR OF ZERO
 OR -1 X (2003)]

INITIAL ABATEMENT LEVY ADJ (CONT)

2024 FY 2016 ABATEMENT AID
 2005 INITIAL ABATEMENT LEVY
 ADJUSTMENT
 = (2004)-(2024) =

PAY 13 CERTIFIED LEVY PLUS
 AUDITOR ADJUSTMENT BY FUND

2006 GENERAL 484,642.82
 2007 COMMUNITY SERVICE 57,871.77
 2008 GENERAL DEBT SERVICE 1,051,700.53
 2009 OPEB DEBT SERVICE
 2010 TOTAL 1,594,215.12

CERTIFIED LEVY RATIO BY FUND

2011 GENERAL (2006)/(2010) .30400090
 2012 COM SER (2007)/(2010) .03630110
 2013 GEN DBT (2008)/(2010) .65969800
 2014 PEB DBT (2009)/(2010)
 2015 TOTAL 1.00000000

ABATEMENT AID BY FUND (FROM PART
 III OF FY 2016 ABATEMENT AID REPORT)

2016 GENERAL
 2017 COMMUNITY SERVICE
 2018 GENERAL DEBT SERVICE
 2019 TOTAL

2020 EST FY 2016 ABATEMENT
 AID PRORATION FACTOR 1.00000000

PRORATED ABATEMENT AID BY FUND

2021 GENERAL (2020)X(2016)
 2022 COM SER (2020)X(2017)
 2023 GEN DBT (2020)X(2018)
 2024 TOTAL

INITIAL ABATE LEVY ADJUST BY FUND
 (ZERO IF NO LEVY AUTHORITY IN FUND)

2025 GENERAL=(2004)-(2024)-
 (2026)-(2027)-(2028)=

2026 COM SER [(2004)X
 (2012)]-(2022) =

2027 GDS DBT [(2004)X
 (2013)]-(2023) =

2028 PEB DBT [(2004)X
 (2014)] =

2005 TOTAL = (2004)-(2024)

ABATEMENT INTEREST ADJUSTMENT

2029 ABATEMENT INTEREST
 DEDUCTED FROM TAX
 SETTLEMENTS IN 2014

ABATEMENT INTEREST ADJUST BY FUND
 (ZERO IF NO LEVY AUTHORITY IN FUND)

2030 GENERAL = (2029) -(2031)
 -(2032)-(2033) =

2031 COM SER (2029)X(2012)
 2032 GEN DBT (2029)X(2013)
 2033 PEB DBT (2029)X(2014)
 2029 TOTAL

FY 2014 ABATEMENT AID ADJUSTMENT
 (ZERO IF NO LEVY AUTHORITY IN FUND)

2034 GENERAL
 2035 COMMUNITY SERVICE
 2036 GEN DEBT
 2037 PEB DEBT
 2038 TOTAL

TOTAL REGULAR ABATEMENT LEVY ADJUST

2039 GENERAL =
 (2025)+(2030)+(2034)=

2040 COMMUNITY SERVICE =
 (2026)+(2031)+(2035)=

2041 GEN DEBT SERVICE =
 (2027)+(2032)+(2036)=

2042 OPEB DEBT SERVICE =
 (2028)+(2033)+(2037)=

2043 TOTAL

CARRY-OVER ABATEMENT LEVY AUTHORITY

PAY 15 REGULAR ABATEMENT LIMIT

2044 GENERAL 51.74
 2045 COMMUNITY SERVICE
 2046 GENERAL DEBT SERVICE 166.92
 2047 OPEB DEBT SERVICE

PAY 15 REGULAR ABATEMENT LEVY

2048 GENERAL 51.74
 2049 COMMUNITY SERVICE
 2050 GENERAL DEBT SERVICE 166.92
 2051 OPEB DEBT SERVICE

CARRY-OVER ABATEMENT LEVY LIMIT
 (ZERO IF NO LEVY AUTHORITY IN FUND)

2052 GENERAL=(2044)-(2048)
 OR MEMO
 2053 COM SER=(2045)-(2049)
 OR MEMO
 2054 GEN DBT=(2046)-(2050)
 OR MEMO
 2055 PEB DBT=(2047)-(2051)
 OR MEMO
 2056 TOTAL

ADVANCE ABATEMENT LEVY ADJUSTMENT

2057 SCHOOL TAXES ABATED
 IN 1ST 6 MO OF 2015
 2058 SCHOOL TAXES ADDED
 IN 1ST 6 MO OF 2015
 2059 NET CHANGE IN SCHOOL
 TAXES (2057)+(2058)

2060 TOTAL ADVANCE ABATE
 LEVY AUTHORITY [GTR OF
 ZERO OR -1 X (2059)]

ADVANCE ABATEMENT AUTHORITY BY FUND

2061 GENERAL = (2060)
 -(2062)-(2063)-(2064)
 2062 COM SER (2060)X(2012)
 2063 GEN DBT (2060)X(2013)
 2064 PEB DBT (2060)X(2014)
 2060 TOTAL

PREVIOUS ADVANCE ABATE LEVY
 (PAY 14 PREVIOUS ADVANCE PLUS
 PAY 14 ADVANCE LEVY)

2065 GENERAL
 2066 COMMUNITY SERVICE
 2067 GENERAL DEBT SERVICE
 2068 OPEB DEBT SERVICE
 2069 TOTAL

ADVANCE ABATEMENT ADJUSTMENT BY FUND
 (ZERO IF NO LEVY AUTHORITY IN FUND)

2070 GENERAL=(2060)-(2069)-
 (2071)-(2072)-(2073)=

2071 COM SER (2062)-(2066)
 2072 GEN DBT (2063)-(2067)
 2073 PEB DBT (2064)-(2068)
 2074 TOTAL

88

TOTAL INITIAL LEVY LIMITATION SUMMARY BEFORE OFFSETTING ADJUST	OPEB/PENSION DEBT SERVICE INITIAL LEVY SUMMARY	COLLECT NEGATIVE ADJUSTMENTS IN GENERAL AND COMM ED FUNDS
GENERAL FUND INITIAL LEVY SUMMARY	3010 OPEB/PENSION DEBT SERVICE VOTER APPROVED JOBZ NONEXEMPT = (903)+(1901)+(2042) + (2055)+(2073) =	3021 GEN RMV VOTER JOBZ EXEMPT NEGATIVE OFFSET
3001 GENERAL RMV VOTER APPROVED JOBZ EXEMPT = (523)+(1302) = 64,369.91		3022 GEN RMV OTHER JOBZ EXEMPT NEGATIVE OFFSET
3002 GENERAL RMV OTHER JOBZ EXEMPT = (524)+(1303) = 475,217.23	3011 OPEB/PENSION DEBT SERVICE OTHER JOBZ NONEXEMPT = (908)+(1904)+(2042) + (2055)+(2073) =	3023 GEN NTC VOTER JOB EXEMPT NEGATIVE OFFSET
3003 GENERAL NTC VOTER APPROVED JOBZ EXEMPT = (525)+(1304) =		3024 GEN NTC OTHER JOBZ EXEMPT NEGATIVE OFFSET
3004 GENERAL NTC OTHER JOBZ EXEMPT +(1305)+(2039)+(2052) +(2070) = 753,279.22	3012 TOTAL OPEB/PENSION DEBT SERVICE FUND INITIAL LEVY LIMITATION = (3010)+(3011) =	3025 COM SERV NEGATIVE OFFSET
3005 TOTAL GENERAL FUND INITIAL LEVY LIMITATION = (527)+(3001)+(3002) + (3003)+(3004) = 1,307,049.12	OFFSETTING ADJUSTMENTS (COUNTY AUDITORS CANNOT SPREAD LEVIES BASED ON A NEGATIVE TAX RATE. TOTAL LEVY LIMITATIONS BY TRUTH IN TAXATION LEVY/FUND CATEGORY SHOWN ON PAGE 29 MUST BE ZERO OR GREATER.	COLLECT NEGATIVE ADJUSTMENTS IN GENERAL AND COMM ED FUNDS (CONT) NET OFFSETTING ADJUSTMENTS IN GEN AND COM SERV
COMMUNITY SERV INITIAL LEVY SUMMARY	OFFSET CARRIED FORWARD	3026 GEN RMV VOTER JOBZ EXEMPT NET OFFSET ADJ = (3016)+(3021) =
3006 TOTAL COMMUNITY SERVICE FUND INITIAL LEVY LIMITATION = (631)+(1417)+(2040) + (2053)+(2071) = 61,322.23	3013 GENERAL 3014 GENERAL DEBT SERVICE 3015 OPEB/PENSION DEBT SERVICE	3027 GEN RMV OTHER JOBZ EXEMPT NET OFFSET ADJ = (3017)+(3022) =
GEN DEBT SERV INITIAL LEVY SUMMARY	POSITIVE OFFSETTING ADJUSTMENTS IN GENERAL AND COM SERV FUNDS	3028 GEN NTC VOTER JOB EXEMPT NET OFFSET ADJ = (3018)+(3023) =
3007 GEN DEBT SERVICE VOTER APPROVED JOBZ NONEXEMPT = (810)+(1703)+(2041) + (2054)+(2072) =	3016 GEN RMV VOTER JOBZ EXEMPT POSITIVE OFFSET GTR 0 OR [0-(3001)]	3029 GEN NTC OTHER JOBZ EXEMPT NET OFFSET ADJ = (3019)+(3024) =
3008 GEN DEBT SERVICE OTHER JOBZ NONEXEMPT = (811)+(1706)+(2041) + (2054)+(2072) = 120,221.98	3017 GEN RMV OTHER JOBZ EXEMPT POSITIVE OFFSET GTR 0 OR [0-(3002)]	3030 COM SERV NET OFFSET ADJ = (3020)+(3025) =
3009 TOTAL DEBT SERVICE FUND INITIAL LEVY LIMITATION = (3007)+(3008) = 120,221.98	3018 GEN NTC VOTER JOB EXEMPT POSITIVE OFFSET GTR 0 OR [0-(3003)]	
	3019 GEN NTC OTHER JOBZ EXEMPT POSITIVE OFFSET GTR 0 OR [0-(3004)]	
	3020 COM SERV POSITIVE OFFSET GTR 0 OR [0-(3006)]	

POSITIVE OFFSETTING ADJUSTMENTS IN GENERAL DEBT SERV FUND	COLLECT NEGATIVE ADJUSTMENTS IN OPEB/PENSION DEBT SERV FUND	TACONITE REFERENDUM DATA INFORMATION ONLY (CONT)
3031 GDS VOTER JOBZ NONEXEMPT POSITIVE OFFSET GTR OF 0 OR [-(3007)]	3039 OPEB/PENSION DEBT SERVICE VOTER JOBZ NONEXEMPT NEGATIVE OFFSET	12 2011 NET TAX CAPACITY 4,373,393 4003 NTC TAC REF REVENUE REDUCT =(12) X 1.8% OR PAY 15 LL&C LINE 4003
3032 GDS OTHER JOBZ NONEXEMPT POSITIVE OFFSET GTR OF 0 OR [-(3008)]	3040 OPEB/PENSION DEBT SERVICE OTHER JOBZ NONEXEMPT NEGATIVE OFFSET	FY 2017 TAC REG REF REV (PAY 01 REF LEVY REQ)
	NET OFFSETTING ADJUSTMENTS IN OPEB/PENSION DEBT SERV FUND	4004 REG FRONT END FORMULA = (4002) X \$175 =
	COLLECT NEGATIVE ADJUSTMENTS IN GENERAL DEBT SERV FUND	4005 TAC REG REF REV = GTR 0 OR [(4004)-(4003)]=
3033 GDS VOTER JOBZ NONEXEMPT NEGATIVE OFFSET	3041 OPEB/PENSION DEBT SERVICE VOTER JOBZ NONEXEMPT NET OFFSET ADJ = (3037)+(3039) =	FY 2017 TAC ADD REF REV
3034 GDS OTH JOBZ NONEXEMPT NEGATIVE OFFSET	3042 OPEB/PENSION DEBT SERVICE OTHER JOBZ NONEXEMPT NET OFFSET ADJ = (3038)+(3040) =	4006 FY 13 REF REV ALLOW PAY 15 LL&C LINE 4006 4007 TAC REF ADD ALLOWANCE = (4006) + \$415 = 4008 ADD FRONT END FORMULA = (4002) X (4007) = 4009 TAC ADD BASE = GTR 0 OR [(4008)-(4003)] = 4010 TAC ADD REF REVENUE = (4009) X 22.5% =
	NET OFFSETTING ADJUSTMENTS IN GENERAL DEBT SERV FUND	
3035 GDS VOTER JOBZ NONEXEMPT NET OFFSET ADJ = (3031)+(3033) =	3037 GENERAL ADJUST BALANCE FORWARD = (3013)-(3026) -(3027)-(3028)-(3029) -(3030) =	FY 2017 TAC TOTAL REF REV (JULY 2015 PAYMENT)
3036 GDS OTH JOBZ NONEXEMPT NET OFFSET ADJ = (3032)+(3034) =	3038 GENERAL DEBT SERVICE ADJUST BALANCE FORWARD =(3014)-(3035) -(3036)=	4011 TAC TOTAL REF REV = (4005) + (4010) = 4012 MAXIMUM EC RESERVE = (55) X \$25 = 4013 RSVD EARLY CHILDHOOD =LSR(4011) OR (4012)=
	3039 OPEB/PENSION DEBT SERVICE ADJUST BALANCE FORWARD =(3015)-(3041) -(3042)=	
	3040 TOTAL ADJUST BALANCE FORWARD =(3037) +(3038)+(3039)=	FY 2015 TACONITE RECEIPTS (FEB 2015 & AUG 2015 PYMT) USED TO CALCULATE PAY 16 LEVY LIMITATION REDUCTION
	POSITIVE OFFSETTING ADJUSTMENTS IN OPEB/PENSION DEBT SERV FUND	
3037 OPEB/PENSION DEBT SERVICE VOTER JOBZ NONEXEMPT POSITIVE OFFSET GTR OF 0 OR [-(3010)]		
	POSITIVE OFFSETTING ADJUSTMENTS IN OPEB/PENSION DEBT SERV FUND	
3038 OPEB/PENSION DEBT SERVICE OTHER JOBZ NONEXEMPT POSITIVE OFFSET GTR OF 0 OR [-(3011)]	4001 1983-84 RESIDENT PU 4002 2011-12 RESIDENT PU 42 2014-15 RES PU (EST) 1,111.60 55 2016-17 ADJ PU (EST) 1,054.80 4002A TACONITE REG REF PU =GTR (4001) OR (42)=	4014 TAC POT 13.72 CENTS PER TON (INITIAL AMT) [C/T ALLOC AMT (4017) ALSO INCL IN (4014)] 4015 PAY 14 CITY/TWP REPLC 4016 TAC POT ALLOCATED TO OTHER TAC SCHOOL DIST 4017 TAC POT ALLOCATED TO CITIES AND TOWNSHIPS (AUGUST 2015 PAYMENT) SEE ALLOC SPREADSHEET

FY 2015 TACONITE RECEIPTS	LEVY LIMIT SUBJECT TO TACONITE ADJUSTMENT (CONT)	TAC LEVY LIMIT ADJUST (CONT)
4018 TAC POT RECEIPTS BASE NO (4017) REDUCTION = (4014)-(4015)-(4016)=	4038 NET OPEB DEBT SERV LEVY NON-VOTER APPR BONDS	4057 REMAINING REDUCTION = (4055)+(4056) =
4019 MINING 3.43 CENTS/TON	4039 NET OPEB DEBT SERV LEVY FOR VOTER APPR BONDS	4058 OPEB DEBT TAC ADJUST VOTER APPR= -1 X (LSR OF (4040) OR (4057))=
4020 TAC RAILR GRANDFATHER	4040 = 50% OF (4039) =	4059 REMAINING REDUCTION = (4057)+(4058) =
4021 DEER RVR GRANDFATHER	4041 NET GEN DEBT SERV LEVY NON-VOTER APPR BONDS	4060 GDS TACONITE ADJUST VOTER APPR= -1 X (LSR OF (4043) OR (4059))=
4022 FY 2015 ELIGIBLE TAC RECEIPTS BASE AMOUNT =SUM(4018) TO (4021)=	4042 NET GEN DEBT SERV LEVY FOR VOTER APPR BONDS	4061 TOTAL TACONITE LEVY LIMITATION ADJUST = (4044)+(4046)+(4048)+ (4050)+(4052)+(4054)+ (4056)+(4058)+(4060)=
4023 MAX PAY 16 TAC REDUCT = 95% OF (4022) =	4043 = 50% OF (4042) =	
4024 TOTAL PAY 14 TAC LEVY LIMIT ADJUST ON LEVY LIMIT & CERTIFICATION	TAC LEVY LIMIT ADJUST	
4025 FY 2015 ELIG DIST TAC REPL AMT PLUS PAY 14 TAC LEVY ADJUSTMENT = (4022)+(4024)-(4017	4044 COM SERV = -1 X (LSR OF (4023) OR (4030))=	FY 2017 LEVY, AID & REVENUE SUMMARY BY FUND (ESTIMATE AT TIME OF PROPOSED LEVY CERTIFICATION)
4026 TAC POT ALLOCATED FROM OTHER TAC SCH DIST FOR PAY 14 LEVY REPLACEMENT [NOT INCL IN (4022)]	4045 REMAINING REDUCTION = (4023)+(4044) =	GENERAL FUND
4027 TAC PROP TAX RELIEF ACCOUNT TRANSFER FOR PAY 14 LEVY REPLACEMENT [NOT INCL IN (4022)]	4046 GEN OTH NTC = -1 X (LSR OF (4032) OR (4045))=	5001 GEN RMV VOTER APPROVED JOBZ EXEMPT = (3001) +(3026)+(4054) = 64,369.91
4028 FY 2015 ADDITIONAL TAC POT 11 CENTS/TON [NOT INCL IN (4022)]	4047 REMAINING REDUCTION = (4045)+(4046) =	5002 GENERAL RMV OTHER JOBZ EXEMPT = (3002) +(3027)+(4052) = 475,217.23
4029 FY 2015 TAC BLDG MAINT & REPAIR 4 CENTS/TON [NOT INCL IN (4022)]	4048 OPEB TACONITE ADJUST NON-VOTER = -1 X (LSR OF (4038) OR (4047))=	5003 GEN NTC VOTER APPROVED JOBZ EXEMPT = (3003) +(3028)+(4056) =
LEVY LIMIT SUBJECT TO TACONITE ADJUSTMENT	4049 REMAINING REDUCTION = (4047)+(4048) =	5004 GENERAL NTC OTHER GENED LEVY (234) = 14,182.76
4030 COMMUNITY SERVICE	4050 GDS TACONITE ADJUST NON-VOTER = -1 X (LSR OF (4041) OR (4049))=	5005 GENERAL NTC OTHER JOBZ EXEMPT = (3004) +(3029)+(4046) = 753,279.22
4031 OTHER GENERAL NTC	4051 REMAINING REDUCTION = (4047)+(4050) =	5006 TOTAL GENERAL FUND LEVY LIMITATION = (5001)+(5002)+(5003) + (5004)+(5005) = 1,307,049.12
4032 REDUCED OTHER NTC FOR LIMITED H&S LEVY	4052 GEN OTH RMV = -1 X (LSR OF (4033) OR (4051))=	5007 TOTAL GENERAL FUND AID = (330)+(334)+(338) + (342)+(358)+(383) + (395)+(436)+(447) + (2021) = 10,199,252.28
4033 OTHER GENERAL RMV	4053 REMAINING REDUCTION = (4051)+(4052) =	5008 TACONITE RECEIPTS = - (4046)-(4052) - (4054)-(4056) =
4034 OP REFERENDUM (VOTER)	4054 OPER REF = -1 X (LSR OF (4035) OR (4053))=	
4035 = 50% OF (4034) =	4055 REMAINING REDUCTION = (4053)+(4054) =	
4036 CAP PROJ LIMIT(VOTER)	4056 CAP PROJ = -1 X (LSR OF (4037) OR (4055))=	
4037 = 50% OF (4036) =		

GENERAL FUND (CONT)
5009 TOTAL GENERAL FUND
REVENUE = (5006)
+(5007)+(5008) = 11,506,301.40

COMMUNITY SERVICE FUND
5010 TOTAL COMMUNITY
SERVICE FUND LEVY
LIMITATION = (3006)
+(3030)+(4044) = 61,322.23

5011 TOTAL COMMUNITY
SERVICE FUND AID
= (611)+(621)
+ (629)+(2022) = 57,013.40

5012 TACONITE RECEIPTS =
= - (4044) =

5013 TOTAL COMMUNITY SERVICE
FUND REVENUE = (5010)
+(5011)+(5012) = 118,335.63

GENERAL DEBT SERVICE FUND
5014 GEN DEBT SERVICE
VOTER APPROVED JOBZ
NONEXEMPT = (3007)
+(3035)+(4060) =
5015 GEN DEBT SERV OTHER
JOBZ NONEXEMPT = (3008)
+(3036)+(4050) = 120,221.98
5016 TOTAL DEBT SERVICE
FUND LEVY LIMITATION
= (5014)+(5015) = 120,221.98

5017 TOTAL GENERAL DEBT
SERVICE FUND AID
= (793)+(2023) =

5018 TACONITE RECEIPTS =
-(4050)-(4060) =

5019 TOTAL DEBT SERVICE
FUND REVENUE = (5016)
+(5017)+(5018) = 120,221.98

GENERAL DEBT SERVICE FUND (CONT)
OPEB/PENSION DEBT SERVICE FUND

5020 OPEB/PENSION DEBT
SERVICE VOTER APPROVED
JOBZ NONEXEMPT
= (3010)+(4058) =
5021 OPEB/PENSION DEBT
SERVICE OTHER
JOBZ NONEXEMPT
= (3011)+(4048) =

5022 TOTAL OPEB/PENSION DEBT
SERVICE FUND LEVY
LIMITATION
= (5020)+(5021) =

5023 TACONITE RECEIPTS =
-(4048)-(4058) =

5024 TOTAL OPEB/PENSION DEBT
SERVICE FUND REVENUE
= (5022)+(5023) =

TOTAL, ALL FUNDS ABOVE

5025 TOTAL LEVY LIMIT
= (5006)+(5010)
+ (5016)+(5022) = 1,488,593.33

5026 TOTAL AID
= (5007)+(5011)
+ (5017) = 10,256,265.68

5027 TOTAL TACONITE RECEIPTS
= (5008)+(5012)
+ (5018)+(5023) =

5028 TOTAL REVENUE
= (5009)+(5013)
+ (5019)+(5024) = 11,744,859.01

I. COMPUTATION OF 2015 PAYABLE 2016 LEVY LIMITATION BY FUND (BEFORE COUNTY AUDITOR ADJUSTMENTS):

FUND	INITIAL LEVY LIMITATION	LIMITATION ADJUSTMENTS	ABATEMENT ADJUSTMENTS	OFFSET ADJUSTMENTS	TACONITE ADJUSTMENT	MAXIMUM LEVY LIMITATION
GEN-RMV VOTER-EXEMP	64,369.91		N/A			64,369.91
GEN-RMV OTHER-EXEMP	483,087.92	7,870.69-	N/A			475,217.23
GEN-NTC VOTER-EXEMP			N/A			
GEN-NTC OTHER-GENED	14,182.76	N/A	N/A	N/A	N/A	14,182.76
GEN-NTC OTHER-EXEMP	577,885.20	175,394.02				753,279.22
TOTAL GENERAL	1,139,525.79	167,523.33				1,307,049.12
COM SERV-EXEMP	61,293.81	28.42				61,322.23
DEBT-VOTER-NONEXEMP						
DEBT-OTHER-NONEXEMP	236,007.20	115,785.22-				120,221.98
TOTAL DEBT SERV	236,007.20	115,785.22-				120,221.98
OPEB-VOTER-NONEXEMP						
OPEB-OTHER-NONEXEMP						
TOTAL OPEB/PENSION						
TOTAL	1,436,826.80	51,766.53				1,488,593.33

II. COMPARISON OF 2014 PAYABLE 2015 LEVY LIMITATION WITH 2015 PAYABLE 2016 LEVY LIMITATION (BEFORE COUNTY AUDITOR ADJUSTMENTS):

FUND	2014 PAY 2015 LIMITATION	2015 PAY 2016 LIMITATION	INCREASE (DECREASE)	PERCENT CHANGE
GENERAL	1,006,375.77	1,307,049.12	300,673.35	29.88
COMMUNITY SERVICE	62,350.46	61,322.23	1,028.23-	1.65-
GENERAL DEBT SERVICE	312,184.58	120,221.98	191,962.60-	61.49-
OPEB DEBT SERVICE				
TOTAL	1,380,910.81	1,488,593.33	107,682.52	7.80

III. COMPARISON OF 2014 PAYABLE 2015 CERTIFIED LEVY PLUS COUNTY AUDITOR ADJUSTMENTS WITH 2015 PAYABLE 2016 CERTIFIED LEVY PLUS COUNTY AUDITOR ADJUSTMENTS:

FUND	2014 PAY 2015 CERTIFIED LEVY + ADJUSTMENTS	2015 PAY 2016 CERTIFIED LEVY + ADJUSTMENTS	INCREASE (DECREASE)	PERCENT CHANGE
GENERAL	1,006,375.77			
COMMUNITY SERVICE	62,350.46			
GENERAL DEBT SERVICE	312,184.58			
OPEB DEBT SERVICE				
TOTAL AFTER ADJUSTMENTS	1,380,910.81			

LINE #	LIMITATION COMPONENTS	2014 PAY 2015 LIMITATION	2014 PAY 2015 CERTIFIED LEVY	2015 PAY 2016 LIMITATION	2015 PAY 2016 PROPOSED LEVY	2015 PAY 2016 CERTIFIED LEVY NOTES
SUBTOTALS BY LEVY CATEGORY						
(5001)	GENERAL-RMV VOTER-JOBZ EXEMPT			64,369.91		
(5002)	GENERAL-RMV OTHER-JOBZ EXEMPT	405,712.62	405,712.62	475,217.23		
(5003)	GENERAL-NTC VOTER-JOBZ EXEMPT					
(5004)	GENERAL-NTC OTHER-GENED-EXEMPT	15,504.04	15,504.04	14,182.76		
(5005)	GENERAL-NTC OTHER-JOBZ EXEMPT	585,159.11	585,159.11	753,279.22		
(5010)	COMMUNITY SERV-NTC OTHER-EXEMPT	62,350.46	62,350.46	61,322.23		
(5014)	GENL DEBT-NTC VOTER-NONEXEMPT					
(5015)	GENL DEBT-NTC OTHER-NONEXEMPT	312,184.58	312,184.58	120,221.98		
(5020)	OPEB DEBT-NTC VOTER-NONEXEMPT					
(5021)	OPEB DEBT-NTC OTHER-NONEXEMPT					
SUBTOTALS BY FUND						
(5006)	GENERAL FUND	1,006,375.77	1,006,375.77	1,307,049.12		
(5010)	COMMUNITY SERVICES FUND	62,350.46	62,350.46	61,322.23		
(5016)	GENERAL DEBT SERVICE FUND	312,184.58	312,184.58	120,221.98		
(5022)	OPEB/PENSION DEBT SERVICE FUND					
SUBTOTALS BY TAX BASE						
	REFERENDUM MARKET VALUE	405,712.62	405,712.62	539,587.14		
	NET TAX CAPACITY	975,198.19	975,198.19	949,006.19		
SUBTOTALS BY TRUTH IN TAXATION CATEGORY						
	VOTER APPROVED			64,369.91		
	OTHER	1,380,910.81	1,380,910.81	1,424,223.42		
TOTAL LEVY						
	TOTAL LEVY	1,380,910.81	1,380,910.81	1,488,593.33		

74

NOTE TO SCHOOL DISTRICTS: MUST CERTIFY PROPOSED AND FINAL LEVIES VIA THE WEB-BASED LEVY CERTIFICATION SYSTEM AVAILABLE ON THE MDE WEBSITE, HTTP://EDUCATION.STATE.MN.US.

LINE #	LIMITATION COMPONENTS	2014 PAY 2015 LIMITATION	2014 PAY 2015 CERTIFIED LEVY	2015 PAY 2016 LIMITATION	2015 PAY 2016 PROPOSED LEVY	2015 PAY 2016 CERTIFIED LEVY NOTES
GENERAL REFER MARKET VALUE VOTER APPROVED JOBZ EXEMPT:						
(315)	FY 2017 1ST TIER RMV REF			88,726.09-		*1
(316)	FY 2017 2ND TIER RMV REF			153,096.00		*1
(317)	FY 2017 3RD TIER RMV REF					*1
(318)	FY 2017 UNEQUALIZED RMV REF					
(1028)	FY 2016 1ST TIER REF ADJUST					*1
(1044)	FY 2016 2ND TIER REF ADJUST					*1
(1052)	FY 2016 3RD TIER REF ADJUST					
(1060)	FY 2016 UNEQUAL REF ADJUST					
(1067)	FY 2016 TBRA ALLOC ADJUST					*1
(1076)	FY 2016 REF HOLD HARMLESS ADJ					
(1116)	FY 2014 1ST TIER REF ADJUST					
(1126)	FY 2014 2ND TIER REF ADJUST					
(1136)	FY 2014 UNEQUAL REF ADJUST					
(1145)	FY 2014 TBRA ALLOC ADJUST					
(1290)	OTHER RMV REF ADJUST (MEMO)					
(3026)	RMV REF NET OFFSET ADJUST					
(4054)	REFERENDUM TACONITE ADJUST					
(5001)	TOTAL GENERAL - RMV VOTER APPROVED JOBZ EXEMPT			64,369.91		
GENERAL REFER MARKET VALUE OTHER JOBZ EXEMPT:						
(242)	LOCAL OPTIONAL	220,994.63	220,994.63	216,375.68		*2
(244)	EQUITY	75,054.78	75,054.78	65,315.85		*2
(246)	TRANSITION	24,147.83	24,147.83	23,944.21		*2
(314)	1ST TIER BOARD-APPR REFER	90,620.12	90,620.12	177,452.18		*2
(1008)	FY 2016 LOCAL OPTIONAL ADJUST			1,771.41-		*2
(1012)	FY 2016 EQUITY ADJUST	4,088.75	4,088.75	632.64-		*2
(1016)	FY 2016 TRANSITION ADJUST	1,604.44-	1,604.44-	111.49		*2
(1036)	FY 2016 1ST TR BRD-APR REF ADJ	3,100.24-	3,100.24-	726.38-		*2
(1069)	FY 2016 TBRA ALLOC ADJUST					
(1078)	FY 2016 REF HOLD HARMLESS ADJ					
(1092)	FY 2014 EQUITY ADJUST	3,369.14-	3,369.14-	3,923.84-		
(1099)	FY 2014 TRANSITION ADJUST	1,119.67-	1,119.67-	927.91-		
(1293)	OTHER ADJ, GEN OTHER RMV (MEMO)					
(3027)	GENERAL OTH RMV NET OFFSET ADJ					
(4052)	GENERAL OTH RMV TACONITE ADJUST					
(5002)	TOTAL GENERAL - RMV OTHER JOBZ EXEMPT	405,712.62	405,712.62	475,217.23		

FOOTNOTES:

- *1 DISTRICT UNDERLEVY IN THIS COMPONENT WILL RESULT IN PROPORTIONATE REDUCTION IN CORRESPONDING REFERENDUM EQUALIZATION AID (PRIOR TO TAX BASE REPLACEMENT AID).
- *2 DISTRICT UNDERLEVY IN THIS COMPONENT WILL RESULT IN PROPORTIONATE REDUCTION IN CORRESPONDING GENERAL EDUCATION AID. FISCAL YEAR (FY) REFERENCES IN THE LIMITATION COMPONENTS COLUMN RELATE TO PAYABLE 2016. FOR PAYABLE 2015 COLUMNS, THE AMOUNTS SHOWN ARE FOR ONE YEAR PRIOR THE FISCAL YEAR SHOWN.

75

LINE #	LIMITATION COMPONENTS	2014 PAY 2015 LIMITATION	2014 PAY 2015 CERTIFIED LEVY	2015 PAY 2016 LIMITATION	2015 PAY 2016 PROPOSED LEVY	2015 PAY 2016 CERTIFIED LEVY NOTES
GENERAL NET TAX CAPACITY VOTER APPROVED JOBZ EXEMPT:						
(508)	CAPITAL PROJECT REFERENDUM					
(1296)	OTHER NTC VOTER ADJ (MEMO)					
(3028)	NTC VOTER NET OFFSET ADJ					
(4056)	CAPITAL PROJ TACONITE ADJ					
(5003)	TOTAL GENERAL - NTC VOTER APPROVED JOBZ EXEMPT					
GENERAL NET TAX CAPACITY OTHER GENED JOBZ EXEMPT:						
(234)	STUDENT ACHIEVEMENT (GENED)	15,504.04	15,504.04	14,182.76		
(5004)	TOTAL GENERAL-NTC OTHER GENED JOBZ EXEMPT	15,504.04	15,504.04	14,182.76		

LINE #	LIMITATION COMPONENTS	2014 PAY 2015 LIMITATION	2014 PAY 2015 CERTIFIED LEVY	2015 PAY 2016 LIMITATION	2015 PAY 2016 PROPOSED LEVY	2015 PAY 2016 CERTIFIED LEVY NOTES
GENERAL NET TAX CAPACITY OTHER JOBZ EXEMPT:						
INITIAL LEVIES:						
(238)	OPERATING CAPITAL	71,211.57	71,211.57	70,775.82		*2
(337)	ALT TEACHER COMP (Q COMP)					*3
(356)	ACHIEVEMENT & INTEGRATION					*4
(360)	REEMPLOYMENT INS	5,000.00	5,000.00	500.00		
(362)	SAFE SCHOOLS	40,420.80	40,420.80	37,972.80		
(365)	SAFE SCHOOLS INTERMEDIATE					
(368)	JUDGMENT					*5
(370)	ICE ARENA					
(382)	FY 2016 CAREER TECHNICAL	17,590.05	17,590.05	19,400.84		
(386)	ANNUAL OTHER POSTEMPLOYMENT BENEFITS (OPEB)	94,500.00	94,500.00	84,442.00		
(1189)	HEALTH & SAFETY	147,095.66	147,095.66	N/A	N/A	N/A
	ALTERNATIVE FACILITIES			N/A	N/A	N/A
	DEFERRED MAINTENANCE	47,686.02	47,686.02	N/A	N/A	N/A
(448)	LT FACILITIES EQUAL	N/A	N/A			
(449)	LT FACILITIES UNEQUAL	N/A	N/A	198,399.74		
(459)	DISABLED ACCESS					
(505)	BUILDING/LAND LEASE	166,394.00	166,394.00	166,394.00		
(506)	COOP BUILDING REPAIR					
(507)	OTHER CAPITAL (MEMO)					
(510)	CONSOL/TRANSITION					
(511)	REORG OPERATING DEBT					
(512)	HEALTH BENEFITS					
(513)	HEALTH INS (MPLS)					
(514)	ADDITIONAL RETIREMENT					
(515)	SEVERANCE					
(516)	ADMINISTRATIVE DISTRICT					
(517)	SWIMMING POOL					
(518)	TREE GROWTH					
(519)	CONSOL/RETIREMENT					
(520)	ECON DEV ABATEMENT					
(521)	OTHER GENERAL (MEMO)					
	SUBTOTAL - INITIAL LEVIES - GENERAL NTC OTHER JOBZ EXEMPT	589,898.10	589,898.10	577,885.20		

FOOTNOTES:

- *2 DISTRICT UNDERLEVY IN THIS COMPONENT WILL RESULT IN PROPORTIONATE REDUCTION IN CORRESPONDING GENERAL EDUCATION AID.
 - *3 DISTRICT UNDERLEVY IN THIS COMPONENT WILL RESULT IN PROPORTIONATE REDUCTION IN ALTERNATIVE COMPENSATION EQUALIZATION AID SHOWN ON LINE 338.
 - *4 70% OF INTEGRATION REVENUE IS PROVIDED BY STATE AID. DISTRICT MUST PROVIDE 30% OF INTEGRATION REVENUE EITHER THROUGH THIS LEVY OR THROUGH OTHER DISTRICT FUNDS. NO FY 2014 ADJ, PER LAWS 2013 CH 116.
 - *5 WITH COMMISSIONER APPROVAL, DISTRICTS MAY SPREAD THIS LEVY OVER UP TO THREE YEARS.
- FISCAL YEAR (FY) REFERENCES IN THE LIMITATION COMPONENTS COLUMN RELATE TO PAYABLE 2016. FOR PAYABLE 2015 COLUMNS, THE AMOUNTS SHOWN ARE FOR ONE YEAR PRIOR THE FISCAL YEAR SHOWN.

LINE #	LIMITATION COMPONENTS	2014 PAY 2015 LIMITATION	2014 PAY 2015 CERTIFIED LEVY	2015 PAY 2016 LIMITATION	2015 PAY 2016 PROPOSED LEVY	2015 PAY 2016 CERTIFIED LEVY NOTES
GENERAL NET TAX CAPACITY OTHER JOBZ EXEMPT (CON'T):						
LEVY ADJUSTMENTS:						
(1004)	FY 2016 OPER CAPITAL ADJUST	274.75	274.75	288.52		*2
(1020)	FY 2016 ALT TEACHER COMP ADJUST					*6
(1085)	FY 2014 OPER CAPITAL ADJUST	349.05	349.05	363.04		
(1106)	FY 2014 ALT TEACHER COMP ADJUST					
(1149)	FY 2016 ACHIEVE & INTEG ADJUST					*4
(1150)	FY 2014 INTEG ADJ (N/A PAY 16)					*4
(1155)	FY 2014 REEMPLOYMENT ADJUST	6,641.65-	6,641.65-	5,675.10-		
(1159)	FY 2003 REEMPLOYMENT ADJUST					
(1165)	FY 2014 SAFE SCHOOLS ADJUST	1,306.50	1,306.50	587.40		
(1170)	FY 2014 SAFE SCHOOLS INTERM ADJ					
(1174)	FY 2014 CAREER TECHNICAL ADJUST			755.82-		
(1178)	FY 2014 HEALTH BENEFITS ADJUST					
(1184)	FY 2014 ANNUAL OPEB ADJUST	.08-	.08-	71,851.96		
(1193)	FY 2016 HEALTH & SAFETY ADJUST			200,606.34		*7
(1202)	FY 2015 HEALTH & SAFETY ADJUST			93,213.03-		*8
(1216)	FY 2014 HEALTH & SAFETY ADJUST					
(1221)	FY 2014 DEFERRED MAINT ADJUST	.03	.03	27.52		
(1280)	PAY 13 LEASE ADJUST					
(1281)	LEASE LEVY ADJ (MEMO)					
(1282)	ALT FAC ADJUST (MEMO)					
(1283)	OTHER CAPITAL ADJUST (MEMO)					
(758)	FY 2017 FAC & EQUIP BOND ADJUST					
(1285)	MAINT PU VARIANCE ADJUST					
(1286)	ECON DEV ABATE ADJUST					
(1287)	DEBT SURPLUS ADJUST					
(1301)	OTHER GENERAL ADJUST			1,313.19		
(2039)	ABATEMENT ADJUSTMENT	51.74	51.74			*9
(2052)	CARRY-OVER ABATEMENT ADJUST					*10
(2070)	ADVANCE ABATEMENT ADJUST	79.33-	79.33-			*11
(3029)	GENERAL OTH NTC NET OFFSET ADJ					
(4046)	GENERAL OTH NTC TACONITE ADJUST					
	SUBTOTAL - ADJUSTMENTS -					
	GENERAL NTC OTHER JOBZ EXEMPT	4,738.99-	4,738.99-	175,394.02		
(5005)	TOTAL GENERAL - NTC					
	OTHER JOBZ EXEMPT	585,159.11	585,159.11	753,279.22		

78

FOOTNOTES:

- *2 DISTRICT UNDERLEVY IN THIS COMPONENT WILL RESULT IN PROPORTIONATE REDUCTION IN CORRESPONDING GENERAL EDUCATION AID.
 - *4 70% OF INTEGRATION REVENUE IS PROVIDED BY STATE AID. DISTRICT MUST PROVIDE 30% OF INTEGRATION REVENUE EITHER THROUGH THIS LEVY OR THROUGH OTHER DISTRICT FUNDS. NO FY 2014 ADJ, PER LAWS 2013 CH 116.
 - *6 DISTRICT UNDERLEVY IN THIS COMPONENT WILL RESULT IN PROPORTIONATE REDUCTION IN ALTERNATIVE COMPENSATION EQUALIZATION AID SHOWN ON LINE 315 OF FY 2016 GENERAL EDUCATION AID REPORT.
 - *7 DIST UNDERLEVY BELOW THE AMOUNT SHOWN ON LINE 1187 WILL RESULT IN PROPORTIONATE REDUCTION IN CORRESPONDING STATE AID.
 - *8 DIST UNDERLEVY BELOW THE AMOUNT SHOWN ON LINE 1196 WILL RESULT IN PROPORTIONATE REDUCTION IN CORRESPONDING STATE AID.
 - *9 PAY 2017 LEVY LIMITATION WILL BE INCREASED BY THE AMOUNT OF ANY UNDERLEVY IN THIS COMPONENT. DISTRICTS MAY SPREAD THIS COMPONENT OVER A PERIOD OF TWO YEARS (UP TO THREE YEARS ON REQUEST).
 - *10 PAY 2017 LEVY LIMITATION WILL NOT BE INCREASED BY ANY UNDERLEVY IN THIS COMPONENT UNLESS EXTENSION IS REQUESTED.
 - *11 PAY 2017 LEVY LIMITATION WILL BE INCREASED BY THE AMOUNT OF ANY UNDERLEVY IN THIS COMPONENT.
- FISCAL YEAR (FY) REFERENCES IN THE LIMITATION COMPONENTS COLUMN RELATE TO PAYABLE 2016. FOR PAYABLE 2015 COLUMNS, THE AMOUNTS SHOWN ARE FOR ONE YEAR PRIOR THE FISCAL YEAR SHOWN.

LINE #	LIMITATION COMPONENTS	2014 PAY 2015 LIMITATION	2014 PAY 2015 CERTIFIED LEVY	2015 PAY 2016 LIMITATION	2015 PAY 2016 PROPOSED LEVY	2015 PAY 2016 CERTIFIED LEVY NOTES
COMMUNITY SERVICE JOBZ EXEMPT:						
(610)	BASIC COMMUNITY EDUC	44,163.01	44,163.01	44,439.32		*12
(620)	EARLY CHILD FAMILY	17,705.85	17,705.85	16,070.49		*13
(623)	HOME VISITING	724.80	724.80	784.00		
(624)	ADULTS W/ DISABILITIES					
(628)	SCHOOL-AGE CARE					*13
(630)	OTHER COMM ED (MEMO)					
(1404)	FY 2016 EARLY CHILD FAMILY ADJ	204.74-	204.74-	30.78-		
(1408)	FY 2016 HOME VISITING ADJUST	27.20-	27.20-	59.20		
(1412)	FY 2014 SCHOOL-AGE CARE ADJUST					
(1413)	ADULTS W/ DISABILITIES ADJUST					
(1416)	OTHER ADJUST					
(2040)	ABATEMENT ADJUSTMENT					*9
(2053)	CARRY-OVER ABATEMENT ADJUST					*10
(2071)	ADVANCE ABATEMENT ADJUST	11.26-	11.26-			*11
(3030)	COM SERV NET OFFSET ADJUST					
(4044)	COM SERV TACONITE ADJUST					
(5010)	TOTAL COMMUNITY SERVICE JOBZ EXEMPT	62,350.46	62,350.46	61,322.23		

FOOTNOTES:

- *9 PAY 2017 LEVY LIMITATION WILL BE INCREASED BY THE AMOUNT OF ANY UNDERLEVY IN THIS COMPONENT. DISTRICTS MAY SPREAD THIS COMPONENT OVER A PERIOD OF TWO YEARS (UP TO THREE YEARS ON REQUEST).
 - *10 PAY 2017 LEVY LIMITATION WILL NOT BE INCREASED BY ANY UNDERLEVY IN THIS COMPONENT UNLESS EXTENSION IS REQUESTED.
 - *11 PAY 2017 LEVY LIMITATION WILL BE INCREASED BY THE AMOUNT OF ANY UNDERLEVY IN THIS COMPONENT.
 - *12 DISTRICT UNDERLEVY IN THIS COMPONENT WILL RESULT IN PROPORTIONATE REDUCTION IN CORRESPONDING STATE AID.
 - *13 DISTRICT UNDERLEVY IN THIS COMPONENT WILL RESULT IN PROPORTIONATE REDUCTION IN CORRESPONDING STATE AID. DISTRICT MUST PROVIDE A COMMUNITY EDUCATION PROGRAM TO QUALIFY FOR THIS LEVY.
- FISCAL YEAR (FY) REFERENCES IN THE LIMITATION COMPONENTS COLUMN RELATE TO PAYABLE 2016. FOR PAYABLE 2015 COLUMNS, THE AMOUNTS SHOWN ARE FOR ONE YEAR PRIOR THE FISCAL YEAR SHOWN.

LINE #	LIMITATION COMPONENTS	2014 PAY 2015 LIMITATION	2014 PAY 2015 CERTIFIED LEVY	2015 PAY 2016 LIMITATION	2015 PAY 2016 PROPOSED LEVY	2015 PAY 2016 CERTIFIED LEVY NOTES
DEBT SERVICE VOTER APPROVED JOBZ NONEXEMPT:						
(806)	DEBT SERVICE-AID ELIG					*14
(808)	DEBT SERVICE-AID INELIG					*14
(775)	NATURAL DISASTER DEBT	N/A	N/A			*14
(1701)	REDUCTION FOR DEBT EXCESS					
(1702)	OTHER ADJUST (MEMO)					
(2041)	ABATEMENT ADJUSTMENT					*9,15
(2054)	CARRY OVER ABATEMENT					*10,15
(2072)	ADVANCE ABATE ADJUST					*11,15
(3035)	GDS VTR NET OFFSET ADJUST					
(4060)	GDS VTR TACONITE ADJUST					
(5014)	TOTAL DEBT SERVICE VOTER APPROVED JOBZ NONEXEMPT					
DEBT SERVICE OTHER JOBZ NONEXEMPT:						
(807)	DEBT SERVICE-AID ELIG	472,410.75	472,410.75			*14
(809)	DEBT SERVICE-AID INELIG					*14
(766)	LT FACILITIES DEBT SERVICE	N/A	N/A	236,007.20		*14
(1704)	REDUCTION FOR DEBT EXCESS	160,218.34-	160,218.34-	115,785.22-		
(1705)	OTHER ADJUST (MEMO)					
(2041)	ABATEMENT ADJUSTMENT	166.92	166.92			*9,15
(2054)	CARRY OVER ABATEMENT					*10,15
(2072)	ADVANCE ABATE ADJUST	174.75-	174.75-			*11,15
(3036)	GDS OTH NET OFFSET ADJUST					
(4050)	GDS OTH TACONITE ADJUST					
(5015)	TOTAL DEBT SERVICE OTHER JOBZ NONEXEMPT	312,184.58	312,184.58	120,221.98		

81

FOOTNOTES:

- *9 PAY 2017 LEVY LIMITATION WILL BE INCREASED BY THE AMOUNT OF ANY UNDERLEVY IN THIS COMPONENT. DISTRICTS MAY SPREAD THIS COMPONENT OVER A PERIOD OF TWO YEARS (UP TO THREE YEARS ON REQUEST).
- *10 PAY 2017 LEVY LIMITATION WILL NOT BE INCREASED BY ANY UNDERLEVY IN THIS COMPONENT UNLESS EXTENSION IS REQUESTED.
- *11 PAY 2017 LEVY LIMITATION WILL BE INCREASED BY THE AMOUNT OF ANY UNDERLEVY IN THIS COMPONENT.
- *14 DISTRICT MUST LEVY THE MAXIMUM AMOUNT FOR THIS LEVY COMPONENT.
- *15 ABATEMENT ADJUSTMENTS SHOWN ON LINES 2041, 2054 AND 2072 APPEAR AS VOTER APPROVED DEBT SERVICE IF VOTER APPROVED INITIAL DEBT SERVICE LEVY ON LINE 808 IS GREATER THAN ZERO. OTHERWISE ABATEMENT ADJUSTMENTS APPEAR AS OTHER DEBT SERVICE.

FISCAL YEAR (FY) REFERENCES IN THE LIMITATION COMPONENTS COLUMN RELATE TO PAYABLE 2016. FOR PAYABLE 2015 COLUMNS, THE AMOUNTS SHOWN ARE FOR ONE YEAR PRIOR THE FISCAL YEAR SHOWN.

LINE #	LIMITATION COMPONENTS	2014 PAY 2015 LIMITATION	2014 PAY 2015 CERTIFIED LEVY	2015 PAY 2016 LIMITATION	2015 PAY 2016 PROPOSED LEVY	2015 PAY 2016 CERTIFIED LEVY NOTES
OPEB/PENSION DEBT SERVICE VOTER APPROVED JOBZ NONEXEMPT:						
(903)	REQ DEBT SERVICE LEVY FOR OPEB/PENSION BONDS					*14
(1901)	REDUCTION FOR DEBT EXCESS					
(1902)	OTHER ADJUST (MEMO)					
(2042)	ABATEMENT ADJUSTMENT					*9,16
(2055)	CARRY OVER ABATEMENT					*10,16
(2073)	ADVANCE ABATE ADJUST					*11,16
(3041)	OPEB DEBT VTR NET OFFSET ADJUST					
(4058)	OPEB/PENSION DEBT TACONITE ADJUST					
(5020)	TOTAL OPEB/PENSION DEBT SERVICE VOTER APPROVED JOBZ NONEXEMPT					
OPEB/PENSION DEBT SERVICE OTHER JOBZ NONEXEMPT:						
(908)	REQ DEBT SERVICE LEVY FOR OPEB/PENSION BONDS					*14
(1904)	REDUCTION FOR DEBT EXCESS					
(1905)	OTHER ADJUST (MEMO)					
(2042)	ABATEMENT ADJUSTMENT					*9,16
(2055)	CARRY OVER ABATEMENT					*10,16
(2073)	ADVANCE ABATE ADJUST					*11,16
(3042)	OPEB DEBT OTH NET OFFSET ADJUST					
(4048)	OPEB/PENSION DEBT TACONITE ADJUST					
(5021)	TOTAL OPEB/PENSION DEBT SERVICE OTHER JOBZ NONEXEMPT					

FOOTNOTES:

- *9 PAY 2017 LEVY LIMITATION WILL BE INCREASED BY THE AMOUNT OF ANY UNDERLEVY IN THIS COMPONENT. DISTRICTS MAY SPREAD THIS COMPONENT OVER A PERIOD OF TWO YEARS (UP TO THREE YEARS ON REQUEST).
- *10 PAY 2017 LEVY LIMITATION WILL NOT BE INCREASED BY ANY UNDERLEVY IN THIS COMPONENT UNLESS EXTENSION IS REQUESTED.
- *11 PAY 2017 LEVY LIMITATION WILL BE INCREASED BY THE AMOUNT OF ANY UNDERLEVY IN THIS COMPONENT.
- *14 DISTRICT MUST LEVY THE MAXIMUM AMOUNT FOR THIS LEVY COMPONENT.
- *16 ABATEMENT ADJUSTMENTS SHOWN ON LINES 2042, 2055 AND 2073 APPEAR AS VOTER APPROVED OPEB DEBT SERVICE IF VOTER APPROVED INITIAL OPEB DEBT SERVICE LEVY ON LINE 903 IS GREATER THAN ZERO. OTHERWISE ABATEMENT ADJUSTMENTS APPEAR AS OTHER DEBT SERVICE.

FISCAL YEAR (FY) REFERENCES IN THE LIMITATION COMPONENTS COLUMN RELATE TO PAYABLE 2016. FOR PAYABLE 2015 COLUMNS, THE AMOUNTS SHOWN ARE FOR ONE YEAR PRIOR THE FISCAL YEAR SHOWN.

