

BOARD AGENDA

INDEPENDENT SCHOOL DISTRICT 191

Burnsville High School Senior Campus
Diamondhead Education Center
Regular Meeting
January 21, 2010
6:30 PM

I. **Call to Order**

- A. Welcome
- B. Pledge of Allegiance

II. **Business Meeting**

- A. Approval of Agenda
- B. Consent Agenda

Although Board action is required, it is generally unnecessary to hold discussion on these items. In the event a Board member wishes to discuss an item, that item will be moved for separate consideration.

- 1. Meeting Minutes 2
- 2. Human Resources 7
- 3. Donations of \$1,400 from the Harriet Bishop PTO to purchase books and literacy materials for the Harriet Bishop Media Center; \$100 from Residential Mortgage Group to Harriet Bishop for instructional supplies and materials; \$500 from the Wells Fargo Community Support Campaign to Harriet Bishop Elementary; \$100 from William Dufault through the Wells Fargo Community Support Program to Burnsville Senior High School; \$15,900 from the Hidden Valley PTO to Hidden Valley Elementary in support of school programs and activities; and \$1,000 from the Gordon & Margaret Bailey Foundation to Rahn Elementary in support of school programs 9
- 4. Payroll, Expenditures, Receipts and Investments (November) 15
- 5. Budget Analysis (November) 40
- 6. Approve job descriptions for the positions of Community Education Building Supervisor and Theatre and Stores Operational Manager 111
- 7. Approve Board Committee Appointments 118
- 8. Payroll, Expenditures, Receipts and Investments (December) 121
- 9. Budget Analysis (December) 143

III. **Adjourn to Board Workshop on continued examination of district assessment data and elementary attendance boundary change discussion**

School Board Minutes
INDEPENDENT SCHOOL DISTRICT 191
January 7, 2010

The meeting of the Board of Education was called to order by Chair Martin at 6:30 p.m. at the Burnsville High School Senior Campus in the Diamondhead Education Center.

Call to Order

Members present: Directors Banyard, Currier, Hill, Sweep and Chair Martin. Others in attendance were Superintendent Clegg, Student Advisor Elsagher, administrators and staff. Director Luth joined the meeting at 6:55 p.m.

Attendance

Members absent: Director Morrison

Chair Martin welcomed the audience and asked Director Currier to lead the Pledge of Allegiance.

Pledge of Allegiance

Athletes and coaches from fall sports that qualified to participate in state competitions were acknowledged. They include the girls' volleyball team, the boys' cross country running team, two girls' cross country runners and five swimmers.

Public Recognition

Eagle Ridge social studies teacher, Trudie Allen, was one of 20 teachers in the US to receive a trip to participate in a global geographic conference in South Korea.

Moved by Director Hill, seconded by Director Sweep, that Director Currier be nominated and elected Chair of the Board for 2010. Motion carried unanimously (6,0).

Board Elections

Moved by Director Banyard, seconded by Director Luth, that Director Hill be nominated and elected Vice Chair of the Board for 2010. Motion carried unanimously (6,0).

Moved by Director Luth, seconded by Director Martin, that Director Sweep be nominated and elected Clerk of the Board for 2010. Motion carried unanimously (6,0).

Moved by Director Martin, seconded by Director Banyard, that Director Luth be nominated and elected Treasurer of the Board for 2010. Motion carried unanimously (6,0).

Moved by Director Sweep, seconded by Director Banyard, that salaries of Board members be set at \$500 per month and that the

Board Salaries

Chair receive an additional \$50 per month in recognition of additional duties and expenses associated with the position. Motion carried unanimously (6,0).

Moved by Director Luth, seconded by Director Hill, that all regular meetings of the Board of Education commence at 6:30 p.m. on the dates noted below with meetings conducted at the Diamondhead Education Center Senior Campus Commons and cable cast.

January 7, 2010	January 21, 2010
February 4, 2010	February 18, 2010
March 4, 2010	March 18, 2010
April 8, 2010	April 22, 2010
May 6, 2010	May 20, 2010
June 3, 2010	June 17, 2010
August 5, 2010	August 19, 2010
September 2, 2010	September 16, 2010
October 7, 2010	October 14, 2010
November 4, 2010	November 18, 2010
December 2, 2010	December 16, 2010
January 6, 2011	

Motion carried unanimously (6,0).

Moved by Director Martin, seconded by Director Banyard, to approve Agenda Items II.G through II.I as a single consent item.

(II.G) to adopt the resolution authorizing the Business Manager to enter into electronic (telephone) fund transfer agreements with the District's official depositories per Chapter 334 of the laws of Minnesota.

(II.H) to adopt the resolution authorizing the use of facsimile signatures on payroll and claim checks as prescribed in M.S. 47.41 and furthermore that the use of facsimile signatures be authorized for individual personnel contracts covered by Board adopted Master Agreements.

(II.I) that the institutions shown below be designated as official depositories of the District for the 2010 calendar year per M.S. 124.05.

U.S. Bank of Minneapolis
RBC Public Funds - Minneapolis
Minnesota School Districts Liquid Asset Fund Plus
Wells Fargo Bank Minnesota, N.A. – Mankato
Morgan Stanley Smith Barney – St. Paul
MN Trust

Board Meeting
Schedule

Electronic Fund
Transfers/Fiscal
Authorizations

Use of Facsimile
Signatures

Official
Depositories

Associated Bank, WI
Motion carried unanimously (6,0).

Committee appointments will be made by the Chair in February. Board members are requested to review the list of appointments and to indicate their interests to the Chair.

Moved by Director Hill, seconded by Director Martin, to approve the agenda. Motion carried unanimously (6,0).

Moved by Director Luth, seconded by Director Sweep, to approve the consent agenda.

- Minutes of the December 10, 2009 Board Meeting and December 17, 2009 Special Board Meeting and Closed Session
- Personnel changes for A. Arakawa, M. Coyne, M. Crawford, L. Fristad, T. Merrill, C. Nurmela, E. Shulman, A. Tofte, E. Abrahamson, J. Batterman, K. Fey, A. Hanson, E. LeCompte, S. Mathews, D. Christy Sigstad, P. Wilkinson, E. Cavanagh, R. Debronsky, N. Happe, C. Berndt, R. Thompson, P. Wrucke, N. Cahill
- Donation of \$50 from Alan & Roxanne Buege to Sky Oaks Elementary for the 6th grade extended field trip; an Omega C760 darkroom enlarger (valued at \$2,345) from James Stringer to Eagle Ridge Junior High School; two PPT Machine Vision Systems valued at \$11,590 from Andrew Monteith to Eagle Ridge Junior High School; \$1,000 from GlaxoSmithKline to Sioux Trail Elementary on behalf of parent volunteer Lyndsey Johnson; \$285 from the Stauffer family for the Edward Neill Elementary Media Center; and \$15,000 from the Thompson Family Foundation to Burnsville High School to assist students in need with fees and related costs of participation in non-athletic co-curricular programs
- Approve a Sponsorship Grant in the amount of \$5,500 from NASA FIRST Robotics Competition

Chair Currier made special mention of the generous donations. Motion carried unanimously (6,0).

The Facilities Utilization Taskforce met throughout 2009 to review the condition and utilization of the district's facilities, enrollment trends and attendance boundaries. Recommendations crafted by the taskforce included:

- Possible implementation of elementary attendance boundary changes to provide greater utilization of our buildings and to more evenly balance the concentration of free and reduced populations; and

Committee Appointments

Agenda

Consent Agenda

Minutes

Human Resources

Donations

Grant Award

Facilities Utilization Taskforce Report

- Districtwide facility needs were identified and the “top ten” needs prioritized.

No timeline for action was provided. A complete list of identified facility needs will be provided prior to the January 21, 2010 workshop. Dr. Clegg expressed his thanks to all those involved in this process.

Moved by Director Sweep, seconded by Director Banyard, that the Board of Education approve the proposed revisions and re-adopt the unchanged language in the 2009-2011 Master Agreement with Service Employees International Union Local #284 Custodial Employees. Motion carried unanimously (6,0).

Collective
Bargaining
Agreement

Moved by Director Luth, seconded by Director Martin, that the Board of Education adopt a resolution authorizing the Superintendent of Schools and the Board Chair to sign and submit to the Minnesota Department of Education a Memorandum of Agreement indicating the Burnsville-Eagan-Savage School District 191 will participate in the state’s Race to the Top program. Motion carried unanimously (6,0).

RTTT
Memorandum of
Agreement

Student Advisor Elsagher provided an overview of both boys’ and girls’ winter athletic competitions and congratulated the BHS Stock Market Team for placing 3rd in the MN State Stock Market Game competition. She noted several important dates: Principal Helke has scheduled Parent Advisory Meetings in January and February that will focus on planning for the future at BHS; the first semester ends on January 22; and, Snow Week is coming up soon.

Student Report

Dr. Clegg noted the following:

- Kindergarten registration at all ten elementary schools will take place on January 12.
- Magnet Information Meetings at the district’s five magnet schools have been scheduled. Dates, times and locations are available on the district website at www.isd191.org.
- The 16th Annual Career Fair will be held on February 1 from 6 to 8 p.m. at Burnsville High School. The event is free and open to the public.
- The 26th annual Spelling Bee competition was held in December. Jasmine Lim, Nicollet Junior High, took first place honors; Suraj Shah, Metcalf Junior High, was runner-up.

Superintendent
Report

Board members and Dr. Clegg thanked Sue Martin for her leadership over the past year.

They also reported attending a choral concert, the district Spelling Bee, and several members were present as Burnsville Mayor Elizabeth Kautz was sworn in as President of the US Conference of Mayors. Also noted was the success of the BHS Stock Market Team and William Byrne Elementary students for placing first in the District 191 chess tourney. They congratulated staff members Lisa Pederson and Kathy Przytarski who were recently featured as KS95 Teachers of the Week. Board members are looking forward to the upcoming Science Fairs and the opportunity to be in the schools.

The meeting adjourned at 8:16 p.m.

Sandy Sweep, Clerk

Board Member
Reports

Adjourn

**Burnsville-Eagan-Savage Public Schools
Independent School District 191
Human Resources Office**

TO: Members, Board of Education
Randall Clegg, Superintendent

FROM: Susan J. Grissom, Executive Director Human Resources

DATE: January 21, 2010

RE: Recommended Personnel Changes

**Certified
Appointment**

Heidi Campbell -Replacement-Long term substitute, VV, 1.0 FTE, effective 1/11/10 – 3/8/10

Steve Ethen *Replacement-Long term substitute, BHS, 1.0 FTE, effective 1/25/10

Richard Leonard -Replacement-Long term substitute, Byrne, 1.0 FTE, effective 10/21/09 – 12/21/09

Miriam Rogers -New-Teacher, LA, MJH, .6 FTE, effective 1/26/10

Elaine Vezina -Replacement-Long term substitute, Byrne, 1.0 FTE, effective 1/4/10 – 2/23/10

Change in Assignment

Sean Figg *Science teacher, MJH, assignment increases to 1.0 FTE, effective 1/26/10

Beth Wegleitner -Math teacher, NJH, assignment increases to .6 FTE, effective 1/26/10

Leave of Absence

Lisa Simpson -Teacher, Byrne, requests a 1.0 FTE FMLA/maternity/parental leave of absence, effective 12/30/09 for a period of 8 weeks

Katie Moras -Teacher, ERJH, requests a 1.0 FTE maternity leave of absence, effective approx. 5/9/10 through the end of the 2009/10 school year

Perry Wilkinson -Correction-Teacher, ERJH/NJH, requests a .2 FTE parental leave of absence, working .8 FTE, effective **1/26/10**

Resignation

Joan Reesor -Teacher, effective 12/14/09

Bonnie Reimann -Teacher, effective 12/14/09

Pam Ryan -Teacher, effective 12/14/09

*added to original report
Burnsville-Eagan-Savage #191
Board Meeting – 01/21/2010

Classified

Appointment

Donald Kuplic

-Replacement-Master Electrician-Maintenance, 8 hrs/as per contract, effective 1/11/10

Change in Assignment

Amanda Carrick

*Assignment changes to 3 hrs/day, Food Service, ERJH, effective 1/21/10

Leave of Absence

Thomas Bergum

*Custodian, Byrne, requests a medical leave of absence, effective 1/25/10 for a period of 4 – 5 weeks

Donita Luth

*EA, VV, requests a medical leave of absence, effective 1/11/10 – 2/19/10

Jackie Callahan

-MEA, ECSE, requests a medical leave of absence, effective 1/11/10 – 2/4/10

Termination

Jill Hookom

*Volunteer coordinator, GP, effective 1/20/10

Memorandum

To: Dr. Randall Clegg

CC: Judy Vennard
Sarah Becker

From: Rob Nelson

Date: 1/14/2010

Re: PTO Donation

Please accept the attached donation in the amount of \$1,400.00 from the Harriet Bishop Elementary PTO. Their strong support is vital to our school and very much appreciated!

The money will be used to purchase books and literacy materials for our Media Center

Please code the entire amount as follows:

01-491-620-000-096-000

Memorandum

To: Randy Clegg
CC: Residential Mortgage Group
From: Rob Nelson
Date: 1/14/2010
Re: Donation

I recommend that the Board of Education accept the donation of \$100 from Residential Mortgage Group. Darrin and Ann Janisch selected Harriet Bishop as a beneficiary in conjunction with their loan closing. This money will be used to pay for instructional supplies and materials.

We are grateful for the generous support provided by the Janisch family.

Please code the entire amount as follows:

01-491-203-000-096-007.

To: Dr. Randy Clegg
From: Rob Nelson
CC: Rose Herrmann (Code – 01-491-260-000-096-000)
Date: January 6, 2010
Memo: Wells Fargo Donation

I am pleased to inform you that Harriet Bishop Elementary School has received a Wells Fargo Community Support charitable donation in the amount of \$500.00. I would like to recognize and thank Kelly Baron, parent, who recognized Harriet Bishop for this contribution.

I recommend that the School Board accept this gift from the Wells Fargo Community Support Campaign in the amount of \$500.00.

/jh



TO: Dr. Clegg
FROM: Dave Helke
DATE: January 7, 2010
RE: Donations

Please accept the following donations to Burnsville Senior High School:

- Employee contributions through the Wells Fargo Foundation, Community Support Program (\$100.00). (*This is the employee portion of the match.*)

William Dufault
5973 North Ridge Dr
Savage, MN 55378

To: Randy Clegg, Superintendent of Schools

From: Jon Bonneville, Principal


Date: January 15, 2010

RE: PTO Donations

It is my recommendation that the School Board of Independent School District #191 accept a check for \$15,900.00 in support of:

Accelerated Reader	\$1,000.00
ACE-Achievement through Education	\$ 3,000.00
August Class Assignment mailing	\$ 500.00
Classroom money	\$3,600.00
Field Trips	\$3,000.00
Planners for grades 4-5-6	\$1,000.00
SEEKERS	\$3,000.00
Principal Fund	\$ 50.00
Scholarship Fund	\$ 250.00

The staff very much appreciates the continued support of our school community and the hard work of our PTO members.



TO: Superintendent Clegg
Board of Education

FROM: Elaine Mehdizadeh, Rahn Elementary School Interim Principal

DATE: January 19, 2010

RE: Donation from the Gordon & Margaret Bailey Foundation

I am pleased to recognize the Gordon and Margaret Bailey Foundation for a donation to Rahn Elementary School. Please accept on our behalf their donation of \$1000. The donation is a result of a parent recognizing the efforts of Rahn School to serve their three children. We appreciate their financial support and confidence in our school's ability to meet the children's needs.

This donation will be used to support programs and purchase materials to enhance teaching and learning at Rahn Elementary. We greatly appreciate this donor and the difference these donations will make in the education of our students.



**Agenda II-B-4
January 21, 2010**

TO: Dr. Randall Clegg, Superintendent

FROM: Lisa K. Rider, Executive Director of Business Services

DATE: January 21, 2010

RE: November Payroll, Claims and Receipts

RECOMMENDATION: That the Board approve November payroll checks numbered 713714-713844, and Direct Deposit notices numbered 371517-374791, in the net amount of \$3,666,271.76. November & December claims to date represented by checks numbered 393481-394500, 100370-100391 and wire transfers and adjustments, totaling \$6,771,769.83. Also, that the Board accepts November receipts of \$8,262,592.94 and investments for General Operations and Alt. Facilities and OPEB of \$27,851,305.73 as of November 30, 2009.

November payroll, wire transfers, claims and receipts have been prepared under the direction of Lisa K. Rider, Director of Accounting Services, and is presented for approval by the School Board. I would be glad to answer any questions.

LKR/mp

**INDEPENDENT SCHOOL DISTRICT 191
FINANCIAL REPORT
November 30, 2009**

CASH RECEIPTS

Receipts 65355-65712		\$ 8,263,711.00
Miscellaneous Adjustments		<u>(1,118.06)</u>

TOTAL NOVEMBER CASH RECEIVED **\$ 8,262,592.94**

CASH DISBURSEMENTS

November		\$ 3,666,271.76
Regular Payroll Checks	713714-713844	
Direct Deposit Notices	371517-374791	

October Payables Previously Approved		712,530.38
November Claims:		
Previously Approved		415,561.78
Checks:		
393481-393796		
393990-394090		
100370-100391		1,337,749.10

November Wire Transfers:		4,231,556.44
Miscellaneous Adjustments		<u>61,698.98</u>

TOTAL NOVEMBER CASH DISBURSED **\$ 10,425,368.44**

TOTAL EXPENSES TO BE APPROVED

November Cash Disbursed		\$ 10,425,368.44
Less: Items Previously Approved		(1,128,092.16)

Plus: November Payables:		
Checks:		
393797-393989		644,074.73
394373-394500		

December Claims:		496,690.58
Checks:	100381-100391	

TOTAL TO BE APPROVED **\$ 10,438,041.59**

Investments: General Operations		\$11,273,189.58
Alt Facility Purposes		\$0.00
OPEB		<u>\$16,578,116.15</u>
		<u>\$27,851,305.73</u>

**INDEPENDENT SCHOOL DISTRICT 191
GENERAL OUTSTANDING INVESTMENTS
30-Nov-09**

Purchase Date	Depository	Investment Type	CD Yield	Maturity Date	Purchase Amount
4/24/2009	MN Trust	CD	1.069	1/26/2010	781,889.58
8/20/2009	MN Trust	CD	0.650	3/12/2010	991,300.00
8/20/2009	MN Trust	CD	0.809	7/27/2010	4,500,000.00
8/20/2009	MN Trust	CD	1.200	9/14/2010	5,000,000.00
Ending Balance					<u>\$ 11,273,189.58</u>

**INDEPENDENT SCHOOL DISTRICT 191
ALT FACILITY OUTSTANDING INVESTMENTS
30-Nov-09**

Purchase Date	Depository	Investment Type	CD Yield	Maturity Date	Purchase Amount
All investments have matured, remaining cash is held in Money Market					
					<u>0.00</u>

**INDEPENDENT SCHOOL DISTRICT 191
OPEB OUTSTANDING INVESTMENTS
30-Nov-09**

Purchase Date	Depository	Investment Type	CD Yield	Maturity Date	Purchase Amount
4/24/2009	MN Trust	CD	avg. 1.135	12/15/2009	2,000,000.00
4/24/2009	MN Trust	CD	avg. 1.305	4/26/2010	1,432,000.00
4/24/2009	MN Trust	CD	avg. 1.53	6/15/2010	1,068,000.00
4/24/2009	MN Trust	CD	1.800	6/10/2011	96,000.00
4/24/2009	MN Trust	CD	1.790	6/15/2011	2,704,000.00
11/25/2009	MN Trust	CD	1.250	5/15/2011	248,000.00
6/23/2009	MN Trust	SEC	4.000	2/1/2012	1,080,686.30
8/26/2009	MN Trust	SEC	2.200	2/1/2012	501,765.00
9/29/2009	MN Trust	SEC	2.30	2/1/2012	190,642.20
8/13/2009	MN Trust	SEC	2.450	4/1/2012	125,473.75
9/4/2009	MN Trust	CD	2.10	6/4/2012	235,600.00
9/10/2009	MN Trust	CD	2.10	6/8/2012	235,300.00
9/8/2009	MN Trust	SEC	2.10	6/8/2012	245,000.00
9/18/2009	MN Trust	CD	1.99	6/15/2012	237,000.00
9/9/2009	MN Trust	CD	2.12	6/25/2012	236,000.00
11/2/2009	MN Trust	CD	3.000	6/29/2012	245,000.00
8/3/2009	MN Trust	SEC	3.000	2/1/2013	101,194.00
10/19/2009	MN Trust	SEC	2.100	2/1/2013	800,000.00
9/2/2009	MN Trust	CD	2.55	6/3/2013	227,500.00
9/4/2009	MN Trust	CD	2.56	6/5/2013	455,100.00
10/1/2009	MN Trust	SEC	2.65	12/30/2013	245,000.00
10/15/2009	MN Trust	SEC	2.88	2/1/2014	935,000.00
10/13/2009	MN Trust	SEC	2.88	2/1/2014	385,000.00
9/1/2009	MN Trust	SEC	2.98	3/1/2014	723,607.20
7/15/2009	MN Trust	SEC	5.00	2/1/2015	328,432.60
11/12/2009	MN Trust	SEC	3.80	2/1/2015	1,024,310.00
6/29/2009	MN Trust	SEC	3.35	6/1/2015	472,505.10
					<u>16,578,116.15</u>
GRAND TOTAL:					<u>27,851,305.73</u>

MSDLAF+, New York

November Wires
2009

Date	From	To	Amount	Reason
110209	MSDLAF+, New York	Internal Revenue Service	645,024.55	October 31, 2009 Federal Payroll Taxes
110209	MSDLAF+, New York	State of Minnesota	109,963.36	October 31, 2009 Federal Payroll Taxes
110209	MSDLAF+, New York	People's Bank	143,017.02	October 31, 2009 Payroll - TSA
110209	MSDLAF+, New York	Teacher Federated Credit Unio	32,420.13	October 31, 2009 Payroll - Union Dues
110209	MSDLAF+, New York	State of Minnesota	3,840.00	October 31, 2009 Payroll - Retiree
110209	MSDLAF+, New York	State of Minnesota	3,086.46	October 31, 2009 Payroll - Child Support
110209	MSDLAF+, New York	State of Minnesota	239.00	October 31, 2009 Payroll - Levies
110309	MSDLAF+, New York	Internal Revenue Service	283.53	October 31, 2009 Payroll - 3rd Party Sick
110409	Dakota County	MSDLAF+, New York	5,300,000.00	County Tax Advance
110409	Scott County	MSDLAF+, New York	1,379,438.64	County Tax Advance
110409	MSDLAF+, New York	Delta Dental	19,569.05	Dental Insurance
110409	MSDLAF+, New York	Pitney Bowes	5,000.00	Mailroom Postage
110609	MSDLAF+, New York	Health Partners	1,485,418.40	Health Insurance
111209	MSDLAF+, New York	Delta Dental	18,079.67	Dental Insurance
111209	MSDLAF+, New York	TRA	228,235.53	October 31, 2009 Payroll - TRA
111209	MSDLAF+, New York	PERA	89,199.60	October 31, 2009 Payroll - PERA
111309	State of Minnesota	MSDLAF+, New York	1,118.06	November 15, 2009 State Aid
111609	MSDLAF+, New York	Internal Revenue Service	626,455.38	November 13, 2009 Federal Payroll Taxes
111609	MSDLAF+, New York	State of Minnesota	107,538.35	November 13, 2009 State Payroll Taxes
111609	MSDLAF+, New York	State of Minnesota	3,086.46	November 13, 2009 - Child Support
111609	MSDLAF+, New York	State of Minnesota	360.00	November 13, 2009 - Levies
111609	MSDLAF+, New York	State of Minnesota	8,509.84	November 13, 2009 - Retirees
111609	MSDLAF+, New York	Teachers Federated Credit Uni	33,472.76	November 13, 2009 - Dues
111809	MSDLAF+, New York	Delta Dental	10,544.27	Dental Insurance
111809	MSDLAF+, New York	People's Bank	142,884.35	November 13, 2009 - TSA
111909	MSDLAF+, New York	State of Minnesota	2,040.00	October Sales Tax
112309	State of Minnesota	MSDLAF+, New York	545,157.00	State Wire Payment - Federal Aid for FIN 151
112409	State of Minnesota	MSDLAF+, New York	720.00	Statae Wire Payment - 1st Qtr GED Reimb
112509	State of Minnesota	MSDLAF+, New York	5,629.28	State Wire Payment - IEP
112509	MSDLAF+, New York	Delta Dental	10,788.40	Dental Insurance
112509	MSDLAF+, New York	TRA	229,094.30	November 13, 2009 - TRA
112509	MSDLAF+, New York	PERA	95,032.39	November 13, 2009 - PERA
112509	MSDLAF+, New York	Wells Fargo	42,843.45	Lease Payment - Pates Stadium
112509	MSDLAF+, New York	State of Minnesota	133,924.93	Unemployment Insurance

CHECK #	TYPE	CHECK AMT	CHECK DATE	VENDOR #	ADDRS #	VENDOR NAME	CHECK STATUS
100370	S	\$1207.80	11/13/09	06913	1	ARMCOM DISTRIBUTING COMPANY	OUTSTANDING
100371	S	\$5387.94	11/13/09	26500	0	ARMSTRONG TORSETH SKOLD & RYDEEN INC.	OUTSTANDING
100372	S	\$6689.88	11/13/09	26502	0	CAL-TEX ELECTRIC, INC.	OUTSTANDING
100373	S	\$100017.00	11/13/09	22015	0	CM CONSTRUCTION COMPANY, INC.	OUTSTANDING
100374	S	\$318786.70	11/13/09	24553	0	EBERT CONSTRUCTION	OUTSTANDING
100375	S	\$2187.00	11/13/09	04387	1	GRAINGER	OUTSTANDING
100376	S	\$13801.95	11/13/09	02058	1	JOHN HENRY FOSTER MINNESOTA, INC.	OUTSTANDING
100377	S	\$6342.00	11/13/09	08999	1	MINNESOTA ELEVATOR INC	OUTSTANDING
100378	S	\$2872.00	11/13/09	00453	0	MULCAHY COMPANY, INC.	OUTSTANDING
100379	S	\$24461.76	11/13/09	00521	0	ROCHON CORPORATION, INC.	OUTSTANDING
100380	S	\$46.00	11/13/09	01279	1	WELLS FARGO BUSINESS CREDIT	OUTSTANDING
100381	S	\$1442.00	12/04/09	25449	0	AUTOMATEDLOGIC	OUTSTANDING
100382	S	\$14964.09	12/04/09	26502	0	CAL-TEX ELECTRIC, INC.	OUTSTANDING
100383	S	\$62726.00	12/04/09	22015	0	CM CONSTRUCTION COMPANY, INC.	OUTSTANDING
100384	S	\$560.21	12/04/09	01078	0	ELECTRO WATCHMAN, INC.	OUTSTANDING
100385	S	\$1208.75	12/04/09	26109	0	FIELD ENVIRONMENTAL CONSULTING, INC.	OUTSTANDING
100386	S	\$685.00	12/04/09	26914	0	HERMAN'S LANDSCAPE SUPPLIES, INC.	OUTSTANDING
100387	S	\$117866.86	12/04/09	00521	0	ROCHON CORPORATION, INC.	OUTSTANDING
100388	S	\$1099.22	12/04/09	26583	0	RYAN ELECTRIC, INC.	OUTSTANDING
100389	S	\$815.00	12/04/09	04306	0	W.E. NEAL SLATE CO.	OUTSTANDING
100390	S	\$379.00	12/04/09	26846	0	WATER CONSERVATION SERVICE, INC.	OUTSTANDING
100391	S	\$21190.53	12/04/09	09685	0	WOLD ARCHITECTS & ENGINEERS	OUTSTANDING

TOTAL # OF ISSUED CHECKS: 22 TOTAL AMOUNT 704736.69

TOTAL # OF VOIDED CHECKS: 0 TOTAL AMOUNT 0.00

TOTAL # OF UNISSUED CHECKS: 0

19

CHECK #	TYPE	CHECK AMT	CHECK DATE	VENDOR #	ADDRS #	VENDOR NAME	CHECK STATUS
393481	S	\$461.70	11/10/09	05599	0	1ST LINE/LEEWES VENTURES LLC	CLEARED
393482	S	\$1285.31	11/10/09	02311	1	ALL AMERICAN SPORTS CORP.	CLEARED
393483	S	\$16342.50	11/10/09	00216	1	ALPHA VIDEO & AUDIO, INC.	CLEARED
393484	S	\$740.58	11/10/09	01365	0	AMERIPRIDE LINEN AND APPAREL SERVICES	CLEARED
393485	S	\$6662.60	11/10/09	21261	0	ANDERSON BUS COMPANY, INC.	CLEARED
393486	S	\$49.25	11/10/09	26877	0	BAUER, SCOTT	CLEARED
393487	S	\$109.97	11/10/09	17086	0	BOZVAY, KAREN	OUTSTANDING
393488	S	\$192.83	11/10/09	26550	0	BRUNSWICK BOWLING & BILLIARDS	CLEARED
393489	S	\$212.73	11/10/09	25513	1	CHURCH OFFSET PRINTING, INC.	CLEARED
393490	S	\$41.46	11/10/09	16356	0	CODDINGTON, LAURIE	CLEARED
393491	S	\$970.75	11/10/09	00502	0	CORNERSTONE COPY CENTER	CLEARED
393492	S	\$56.85	11/10/09	21368	1	DEEP ROCK WATER COMPANY	CLEARED
393493	S	\$102.37	11/10/09	23099	0	DEX MEDIA EAST LLC	CLEARED
393494	S	\$6100.00	11/10/09	22061	0	DISTRIBUTED WEBSITE CORPORATION	CLEARED
393495	S	\$75.00	11/10/09	00016	1811	DOMINGUEZ RODRIGUEZ, ELIAS	CLEARED
393496	S	\$8.49	11/10/09	15482	0	EILERTSON, JANE	CLEARED
393497	S	\$60.00	11/10/09	25866	0	FLORES, ROSA	CLEARED
393498	S	\$759.04	11/10/09	00016	1389	GRAFF, SALLY	CLEARED
393499	S	\$27.84	11/10/09	03299	0	GREG LARSON SPORTS, INC.	CLEARED
393500	S	\$261.80	11/10/09	21252	0	HARMER, MARY	CLEARED
393501	S	\$3720.00	11/10/09	26329	0	HAT TRICK HOCKEY LLC	CLEARED
393502	S	\$55.19	11/10/09	16001	0	HOOK, KIMBERLY	CLEARED
393503	S	\$1547.78	11/10/09	09327	0	INTERMEDIATE SCHOOL DISTRICT 917	CLEARED
393504	S	\$150.38	11/10/09	25037	0	J. AMERICA, INC.	CLEARED
393505	S	\$300.00	11/10/09	24067	0	JOHNSON, DENNIS	CLEARED
393506	S	\$1380.00	11/10/09	16426	0	JOHNSON, MICHAEL	CLEARED
393507	S	\$14648.60	11/10/09	02102	0	KRAUS-ANDERSON INS. AGENCY, INC.	CLEARED
393508	S	\$5.35	11/10/09	00016	1439	MCGUIRE, CHRISTINA	OUTSTANDING
393509	S	\$286.56	11/10/09	E4904	0	MCKENZIE, DEBRA J.	OUTSTANDING
393510	S	\$99.27	11/10/09	03029	1	MINNESOTA ENERGY RESOURCES CORPORATION	CLEARED
393511	S	\$75.00	11/10/09	22397	0	MN BOARD OF SCHOOL ADMINISTRATORS	CLEARED
393512	S	\$20.00	11/10/09	22860	1	MN MIDDLE SCHOOL ASSOCIATION	CLEARED
393513	S	\$70.00	11/10/09	00016	1810	MOLL, CINDY	CLEARED
393514	S	\$75.00	11/10/09	15815	0	MOSSER, DAWN	CLEARED
393515	S	\$16.99	11/10/09	16082	0	PHENICIE, ELIZABETH	CLEARED
393516	S	\$8392.06	11/10/09	02781	5	QWEST	CLEARED
393517	S	\$100.00	11/10/09	00016	1812	RHEIN, MARTIN	CLEARED
393518	S	\$421.40	11/10/09	26583	0	RYAN ELECTRIC, INC.	CLEARED
393519	S	\$570.00	11/10/09	25672	0	SPECIAL DELIVERY OF MINNESOTA, INC	CLEARED
393520	S	\$2126.50	11/10/09	21008	0	T.L.C. SPECIAL TRANSPORTATION, INC.	CLEARED
393521	S	\$181845.00	11/10/09	08203	0	TIES	CLEARED
393522	S	\$540.00	11/10/09	25679	0	TOAY, GRETCHEN	CLEARED
393523	S	\$75.00	11/10/09	11948	0	TOELLER, SANDRA	CLEARED
393524	S	\$40.78	11/10/09	16401	0	WALGENBACH, RACHEL	CLEARED
393525	S	\$2967.90	11/10/09	04451	9	XEROX CORPORATION	CLEARED
393526	S	\$200.00	11/12/09	23043	0	20/20 BUSINESS INTERIORS LLC	CLEARED
393527	S	\$1916.00	11/12/09	24305	0	2ND WIND EXERCISE EQUIPMENT, INC.	CLEARED
393528	S	\$270.00	11/12/09	26431	0	AFTER-SCHOOL GOLF ACADEMY, INC.	CLEARED
393529	S	\$160.00	11/12/09	00000	298	ALEJO, ANNALYN	CLEARED
393530	S	\$2905.50	11/12/09	26795	1	ALLIED PROFESSIONALS, INC.	CLEARED
393531	S	\$16.17	11/12/09	16566	0	ALVARADO, ANGEL	OUTSTANDING
393532	S	\$615.96	11/12/09	26697	0	APPLE VALLEY GRAPHIX	CLEARED

CHECK #	TYPE	CHECK AMT	CHECK DATE	VENDOR #	ADDRS #	VENDOR NAME	CHECK STATUS
393533	S	\$795.00	11/12/09	26899	0	ASSOCIATED PRESS SERVICE	CLEARED
393534	S	\$670.95	11/12/09	04895	0	ASSOCIATION OF CLERICAL EMPLOYEES	OUTSTANDING
393535	S	\$167.78	11/12/09	10150	0	BARTON, DUANE	CLEARED
393536	S	\$29.96	11/12/09	E6858	0	BARZEE, KATHRYN L	OUTSTANDING
393537	S	\$76.32	11/12/09	E8725	0	BORNE, SUSAN R	CLEARED
393538	S	\$35.58	11/12/09	E4715	0	BROWN, THOMAS G.	CLEARED
393539	S	\$45.00	11/12/09	22818	0	BRUNNER, JENNIFER	CLEARED
393540	S	\$300.00	11/12/09	00000	305	BURNEY, VENUS	CLEARED
393541	S	\$99.00	11/12/09	00529	1	CAROLINA BIOLOGICAL SUPPLY COMPANY	CLEARED
393542	S	\$253.95	11/12/09	04232	4	CLASSROOMDIRECT	CLEARED
393543	S	\$7500.00	11/12/09	26903	0	CLEAR CHANNEL COMMUNICATIONS	CLEARED
393544	S	\$7.00	11/12/09	00000	308	COCCO, LORENA	CLEARED
393545	S	\$2596.46	11/12/09	05296	0	COMMUNITY ACTION COUNCIL, INC.	CLEARED
393546	S	\$76750.00	11/12/09	05296	0	COMMUNITY ACTION COUNCIL, INC.	CLEARED
393547	S	\$360.00	11/12/09	25919	0	CORDOVA-MORALES, LETICIA	CLEARED
393548	S	\$2320.20	11/12/09	00502	0	CORNERSTONE COPY CENTER	CLEARED
393549	S	\$342.00	11/12/09	26702	0	DELTA MANAGEMENT ASSOCIATES, INC.	CLEARED
393550	S	\$425.00	11/12/09	25777	0	DESIGNS UNLIMITED	CLEARED
393551	S	\$120.00	11/12/09	20524	0	DEWALD, RINA C.	CLEARED
393552	S	\$406.00	11/12/09	23363	1	DIRTY DOG PRODUCTIONS	CLEARED
393553	S	\$5100.00	11/12/09	23953	0	ELECTRONIC COMMUNICATION SYSTEMS, INC.	CLEARED
393554	S	\$396.06	11/12/09	15808	0	ESPINOZA, CYNTHIA	CLEARED
393555	S	\$25.00	11/12/09	10909	0	GIBBONS, WILLIAM T	CLEARED
393556	S	\$40.26	11/12/09	01458	1	GOPHER	CLEARED
393557	S	\$50.00	11/12/09	23447	0	GRASDALEN, NEAL	CLEARED
393558	S	\$721.52	11/12/09	07390	0	GREATER TWIN CITIES UNITED WAY	CLEARED
393559	S	\$748.39	11/12/09	03299	0	GREG LARSON SPORTS, INC.	CLEARED
393560	S	\$327.63	11/12/09	00575	0	GROTH MUSIC COMPANY	CLEARED
393561	S	\$4276.00	11/12/09	08754	0	GUTHRIE THEATER	CLEARED
393562	S	\$150.00	11/12/09	25559	0	HAGEDORN, DAVID	CLEARED
393563	S	\$382.00	11/12/09	26901	0	VOIDED	VOIDED
393564	S	\$210.00	11/12/09	26803	0	HASSAN, RAHMA	CLEARED
393565	S	\$25.65	11/12/09	15977	0	HEIM, WILLIAM	CLEARED
393566	S	\$11.55	11/12/09	14594	0	HEWETT, THOMAS J.	CLEARED
393567	S	\$32.00	11/12/09	14189	0	HIEBERT, TRACY	CLEARED
393568	S	\$35.00	11/12/09	00000	299	HUH, KYOUNG	CLEARED
393569	S	\$315.00	11/12/09	24274	1	INNOVATIVE OFFICE SOLUTIONS	CLEARED
393570	S	\$1990.00	11/12/09	03292	0	INSTITUTE FOR EDUCATIONAL	OUTSTANDING
393571	S	\$106.74	11/12/09	02483	0	INTEGRA TELECOM	CLEARED
393572	S	\$21139.85	11/12/09	09327	0	INTERMEDIATE SCHOOL DISTRICT 917	CLEARED
393573	S	\$153.07	11/12/09	16709	0	JOHNSON, SARAH	OUTSTANDING
393574	S	\$195.00	11/12/09	02113	0	KAHLOW, LARRY J.	CLEARED
393575	S	\$129.50	11/12/09	08356	1	KENNEDY & GRAVEN, CHARTERED	CLEARED
393576	S	\$58.19	11/12/09	14479	0	KIBLER, JEANNE	CLEARED
393577	S	\$36.50	11/12/09	00000	304	KIELAS, JENNIFER	CLEARED
393578	S	\$75.00	11/12/09	26392	0	KOPETZKI, MARIE	CLEARED
393579	S	\$57.38	11/12/09	12790	0	KOSMALSKI, ERIN	OUTSTANDING
393580	S	\$75.00	11/12/09	23273	0	KROCAK, ANNE	CLEARED
393581	S	\$60.00	11/12/09	25700	0	KROGMAN, WILLIAM	CLEARED
393582	S	\$9.00	11/12/09	26902	0	LEHNER, ANDREW	CLEARED
393583	S	\$168.00	11/12/09	24253	0	LOFFLER COMPANIES, INC.	CLEARED
393584	S	\$4600.00	11/12/09	03990	0	MALLOY, MONTAGUE, KARNOWSKI	CLEARED

CHECK #	TYPE	CHECK AMT	CHECK DATE	VENDOR #	ADDRS #	VENDOR NAME	CHECK STATUS
393585	S	\$51.58	11/12/09	14130	0	MCCROSKEY, SHARI	CLEARED
393586	S	\$46.00	11/12/09	00000	300	MCINTOSH, JAMIE	CLEARED
393587	S	\$129.00	11/12/09	00016	638	MCWAIN, TAMMY	CLEARED
393588	S	\$300.00	11/12/09	03412	0	MERZER, SHEILA M.A., L.P.	CLEARED
393589	S	\$140.00	11/12/09	25868	0	METZ, REBECCA	CLEARED
393590	S	\$49.70	11/12/09	16710	0	MILO, JOANNA	CLEARED
393591	S	\$210.00	11/12/09	02613	0	MINNESOTA ZOOLOGICAL GARDEN	CLEARED
393592	S	\$450.00	11/12/09	09029	0	MN ACADEMY OF SCIENCE	CLEARED
393593	S	\$462.00	11/12/09	08858	1	MN ORCHESTRA	CLEARED
393594	S	\$40.00	11/12/09	02563	1	MN STATE H.S. COACHES ASSOCIATION, INC.	OUTSTANDING
393595	S	\$10.01	11/12/09	15133	0	MOBERG, CARLENE	CLEARED
393596	S	\$101.75	11/12/09	E7838	0	MOULSOFF, NORINE L	CLEARED
393597	S	\$252.50	11/12/09	22324	0	MULTILINGUAL WORD, INC.	CLEARED
393598	S	\$60.00	11/12/09	24243	0	MUNOZ, MARIBEL	CLEARED
393599	S	\$25000.00	11/12/09	26900	0	MYBUDGETFILE, INC.	CLEARED
393600	S	\$199.00	11/12/09	09669	1	NATIONAL STAFF DEVELOPMENT COUNCIL	CLEARED
393601	S	\$123.20	11/12/09	11041	0	NIVALA, SUSAN	OUTSTANDING
393602	S	\$38.91	11/12/09	13431	0	PAETZOLD, ROBERT	OUTSTANDING
393603	S	\$29.27	11/12/09	16883	0	PATTERSON, JILL	CLEARED
393604	S	\$78.94	11/12/09	26545	0	PAULK, TINA	CLEARED
393605	S	\$350.00	11/12/09	20547	0	PHILIPSEK, REYNOLD	CLEARED
393606	S	\$2000.00	11/12/09	25931	0	POTHINI, SEEMA	OUTSTANDING
393607	S	\$16.00	11/12/09	E7284	0	QUIRK, KATHLEEN M	CLEARED
393608	S	\$302.00	11/12/09	26388	0	RAUSCH, STURM, ISRAEL & HORNIK	CLEARED
393609	S	\$439.00	11/12/09	00182	1	RESOURCES FOR EDUCATORS	CLEARED
393610	S	\$26.19	11/12/09	E8687	0	RISTEAU, JILL A	CLEARED
393611	S	\$174.49	11/12/09	E1169	0	ROSSINI, THOMAS	OUTSTANDING
393612	S	\$463.02	11/12/09	26583	0	RYAN ELECTRIC, INC.	CLEARED
393613	S	\$32.14	11/12/09	25562	0	SACHS, ALICE	CLEARED
393614	S	\$400.13	11/12/09	16343	0	SALAH, ABDIRAHMAN	CLEARED
393615	S	\$825.00	11/12/09	03223	0	SAMUEL FRENCH, INC.	CLEARED
393616	S	\$3132.50	11/12/09	20491	0	SAVAGE, DAWN	CLEARED
393617	S	\$86.82	11/12/09	11867	0	SCHLINK, JOANNE	OUTSTANDING
393618	S	\$170.00	11/12/09	E3833	0	SCHNEIDER, CYNTHIA L	OUTSTANDING
393619	S	\$495.00	11/12/09	03609	0	SCIENCE MUSEUM OF MINN.	CLEARED
393620	S	\$8621.71	11/12/09	23848	0	SFM	CLEARED
393621	S	\$23.10	11/12/09	11825	0	SIEBER, ANDREA	CLEARED
393622	S	\$60.00	11/12/09	26859	0	SKILLING, MARIAM H.	CLEARED
393623	S	\$150.42	11/12/09	E0806	0	SOMMERSTAD, PATRICIA ANN	CLEARED
393624	S	\$2376.00	11/12/09	20876	0	SPEECH ON THE GO, LLC	CLEARED
393625	S	\$435.00	11/12/09	20091	0	SPR INDUSTRIES, INC.	CLEARED
393626	S	\$150.00	11/12/09	21898	0	STINGER, ELLEN	CLEARED
393627	S	\$57.15	11/12/09	16021	0	STREET, CHERYL	CLEARED
393628	S	\$1692.24	11/12/09	22640	0	SYLVAN LEARNING CENTER	OUTSTANDING
393629	S	\$53.50	11/12/09	16882	0	TANNER, ELIZABETH	CLEARED
393630	S	\$8.98	11/12/09	E5754	0	THOMPSON, JACQUELYN A.	CLEARED
393631	S	\$210.38	11/12/09	E7038	0	TIEDEMANN, JAYNE N	CLEARED
393632	S	\$15.00	11/12/09	00000	301	TOURTILLOT, CHERYL	CLEARED
393633	S	\$29.40	11/12/09	26607	0	TRAIN, RICHARD	OUTSTANDING
393634	S	\$42.00	11/12/09	02813	1	U.S. DEPARTMENT OF EDUCATION	CLEARED
393635	S	\$87.00	11/12/09	02813	2	U.S. DEPARTMENT OF EDUCATION	CLEARED
393636	S	\$169.36	11/12/09	04172	0	UNITED PARCEL SERVICE	CLEARED

CHECK #	TYPE	CHECK AMT	CHECK DATE	VENDOR #	ADDRS #	VENDOR NAME	CHECK STATUS
393637	S	\$119.39	11/12/09	23463	7	UNITED STATES TREASURY	CLEARED
393638	S	\$630.48	11/12/09	08798	10	UNIVERSITY OF MINNESOTA	CLEARED
393639	S	\$335.59	11/12/09	04417	1	US FOODSERVICE	CLEARED
393640	S	\$99.00	11/12/09	00000	306	VANDERWEIT, JOYCE	OUTSTANDING
393641	S	\$25.66	11/12/09	E6624	0	WESSEN, JANE E	CLEARED
393642	S	\$282.00	11/12/09	26767	0	WI SCTF	CLEARED
393643	S	\$59.00	11/12/09	00000	307	WINDSOR, SHANON	CLEARED
393644	S	\$470.00	11/12/09	26361	0	WOLTER, FRED	CLEARED
393645	S	\$13.00	11/12/09	14135	0	WORSHEK, JENNIFER	CLEARED
393646	S	\$12865.74	11/12/09	02776	0	XCEL ENERGY	CLEARED
393647	S	\$638.45	11/12/09	04451	9	XEROX CORPORATION	CLEARED
393648	S	\$120.00	11/12/09	00016	1390	ZRUST, CHRISTINE	CLEARED
393649	S	\$194.55	11/17/09	17088	0	VOIDED	VOIDED
393650	S	\$388.50	11/17/09	20192	0	ANNICA, INC.	CLEARED
393651	S	\$120.00	11/17/09	23426	0	ARAGON, MIKE	OUTSTANDING
393652	S	\$171.20	11/17/09	00428	0	ARAMARK	CLEARED
393653	S	\$22.00	11/17/09	00016	1813	BACA, ANGELA	CLEARED
393654	S	\$158.40	11/17/09	E7269	0	BARTH, TAMI RAE	CLEARED
393655	S	\$1514.05	11/17/09	03931	0	BERRY COFFEE COMPANY	CLEARED
393656	S	\$315.00	11/17/09	06939	0	BUREAU OF CRIMINAL APPREHENSION	CLEARED
393657	S	\$264.00	11/17/09	24981	0	CAAM CHINESE DANCE THEATER	OUTSTANDING
393658	S	\$37.92	11/17/09	E9752	0	CAMPEN, KIMBERLY A.	CLEARED
393659	S	\$20289.36	11/17/09	02519	0	CENTERPOINT ENERGY	CLEARED
393660	S	\$937.40	11/17/09	02519	3	CENTERPOINT ENERGY SERVICES, INC.	CLEARED
393661	S	\$3700.05	11/17/09	00246	1	CHRESTOMATHY, INC.	OUTSTANDING
393662	S	\$67.00	11/17/09	25513	1	CHURCH OFFSET PRINTING, INC.	CLEARED
393663	S	\$270.00	11/17/09	21336	0	COMMUNICATION SERVICE FOR THE DEAF, INC.	CLEARED
393664	S	\$230.45	11/17/09	12806	0	CORBAY, STEPHANIE A	CLEARED
393665	S	\$240.00	11/17/09	25919	0	CORDOVA-MORALES, LETICIA	CLEARED
393666	S	\$55044.10	11/17/09	00809	0	DAKOTA ELECTRIC ASSOCIATION	CLEARED
393667			11/17/09	00809	0	UNISSUED	UNISSUED
393668	S	\$57.45	11/17/09	15021	0	DALY, JULIE	CLEARED
393669	S	\$209.98	11/17/09	14969	0	DEMPSEY, JODI	CLEARED
393670	S	\$420.00	11/17/09	20524	0	DEWALD, RINA C.	CLEARED
393671	S	\$630.00	11/17/09	26089	0	DJAY SOUND & LIGHT SHOWS, INC.	CLEARED
393672	S	\$5.00	11/17/09	03981	0	ECKROTH MUSIC	CLEARED
393673	S	\$1035.00	11/17/09	09272	1	ECM DISTRIBUTION	CLEARED
393674	S	\$75.00	11/17/09	25898	0	ENRIGHT, AUTUMN	CLEARED
393675	S	\$30.86	11/17/09	E7579	0	FOSTER, MARY LOU	CLEARED
393676	S	\$152.94	11/17/09	E7923	0	GRISWOLD, CHERYL A	CLEARED
393677	S	\$616.00	11/17/09	E8737	0	HAMMES, TIMOTHY	CLEARED
393678	S	\$120.00	11/17/09	26803	0	HASSAN, RAHMA	OUTSTANDING
393679	S	\$141.35	11/17/09	E8309	0	HENDRIX, EUGENIA M	OUTSTANDING
393680	S	\$654.00	11/17/09	21184	1	HEWLETT-PACKARD COMPANY	CLEARED
393681	S	\$280.00	11/17/09	07462	1	IND. SCHOOL DIST. 709	CLEARED
393682	S	\$714.21	11/17/09	24335	0	IND. SCHOOL DIST. 8492	CLEARED
393683	S	\$60.00	11/17/09	26825	0	ITH, VANHUON	CLEARED
393684	S	\$5.04	11/17/09	16004	0	JORGENSON, SHANNON	CLEARED
393685	S	\$18.00	11/17/09	E0274	0	KLATTE, JEAN H	OUTSTANDING
393686	S	\$70.00	11/17/09	14118	0	KOMAR, KAREN K	OUTSTANDING
393687	S	\$548.90	11/17/09	24701	0	LABORLAWCENTER, INC.	CLEARED
393688	S	\$74.00	11/17/09	00000	3646	LAHET, TARALYN	OUTSTANDING

23

CHECK #	TYPE	CHECK AMT	CHECK DATE	VENDOR #	ADDRS #	VENDOR NAME	CHECK STATUS
393689	S	\$188.00	11/17/09	E2135	0	LEE, ANN K	CLEARED
393690	S	\$328.20	11/17/09	04999	0	LRP PUBLICATIONS	CLEARED
393691	S	\$14.00	11/17/09	00000	309	MACKENZIE, DEB	CLEARED
393692	S	\$315.00	11/17/09	02196	0	MACKIN BOOK COMPANY	CLEARED
393693	S	\$91.40	11/17/09	23675	0	MAXWELL, KIM	CLEARED
393694	S	\$100.00	11/17/09	26315	0	METRO COMMUNITY ED. DIRECTORS ASSN.	OUTSTANDING
393695	S	\$75.00	11/17/09	22397	0	MN BOARD OF SCHOOL ADMINISTRATORS	OUTSTANDING
393696	S	\$345.00	11/17/09	09389	0	MORTENSEN, SALLY	CLEARED
393697	S	\$144.50	11/17/09	22324	0	MULTILINGUAL WORD, INC.	CLEARED
393698	S	\$120.00	11/17/09	24243	0	MUNOZ, MARIBEL	CLEARED
393699	S	\$86.90	11/17/09	03858	3	NATIONAL GEOGRAPHIC SCHOOL PUBLISHING	OUTSTANDING
393700	S	\$70.95	11/17/09	15112	0	NELSON, TARA A	OUTSTANDING
393701	S	\$60.00	11/17/09	26396	0	OSMAN, NIMO	OUTSTANDING
393702	S	\$98.79	11/17/09	16883	0	PATTERSON, JILL	CLEARED
393703	S	\$62.00	11/17/09	00000	287	PHOMMA, BOUPHA	CLEARED
393704	S	\$82.37	11/17/09	16999	0	RENKEN, CARISSA	CLEARED
393705	S	\$270.00	11/17/09	20899	0	REYNOLDS, JEANNE	CLEARED
393706	S	\$126.73	11/17/09	13654	0	ROBB, BRADLEY E	CLEARED
393707	S	\$35.75	11/17/09	E6421	0	ROBISON, THOMAS	CLEARED
393708	S	\$189.20	11/17/09	E9670	0	ROBOLE, VICKI M	CLEARED
393709	S	\$10920.11	11/17/09	26583	0	RYAN ELECTRIC, INC.	OUTSTANDING
393710	S	\$6615.00	11/17/09	26796	0	SAFEWAY DRIVING SCHOOL	CLEARED
393711	S	\$3050.00	11/17/09	03578	1	SCHOLASTIC, INC.	CLEARED
393712	S	\$429.00	11/17/09	03578	2	SCHOLASTIC, INC.	CLEARED
393713	S	\$116.50	11/17/09	13651	0	SEXTON, MARCIA	CLEARED
393714	S	\$14167.00	11/17/09	23848	0	SFM	CLEARED
393715	S	\$45.73	11/17/09	14961	0	SPRY, KARIE	OUTSTANDING
393716	S	\$149.96	11/17/09	16905	0	STAPLES, DANIELLE	CLEARED
393717	S	\$975.28	11/17/09	09180	0	STAR TRIBUNE MEDIA COMPANY LLC	CLEARED
393718	S	\$201.50	11/17/09	25598	0	TERRY, KARLA	CLEARED
393719	S	\$23.36	11/17/09	15695	0	THOMPSON, HYE JEONG	OUTSTANDING
393720	S	\$62.00	11/17/09	00000	310	THOMPSON, KARI	CLEARED
393721	S	\$382.80	11/17/09	E7038	0	TIEDEMANN, JAYNE N	CLEARED
393722	S	\$1175.12	11/17/09	08203	0	TIES	CLEARED
393723	S	\$41.00	11/17/09	00497	1	TIME FOR KIDS	OUTSTANDING
393724	S	\$41.64	11/17/09	E7415	0	UMHOEFER, THOMAS C	CLEARED
393725	S	\$48.84	11/17/09	04172	0	UNITED PARCEL SERVICE	CLEARED
393726	S	\$248.07	11/17/09	15962	0	VERSTRAETE, ELIZABETH	OUTSTANDING
393727	S	\$277.49	11/17/09	E9061	0	WARD, JOAN C	CLEARED
393728	S	\$75.00	11/17/09	24793	0	WATCH ME DRAW! LLC	CLEARED
393729	S	\$893.00	11/17/09	04451	1	XEROX CORPORATION	CLEARED
393730	S	\$841.29	11/17/09	04451	6	XEROX CORPORATION	CLEARED
393731	S	\$42.05	11/20/09	11817	0	ALVEY, HEATHER	CLEARED
393732	S	\$384.00	11/20/09	23052	0	AMMAL, MIRAH	CLEARED
393733	S	\$172.00	11/20/09	01100	0	ANCOM COMMUNICATIONS INC.	CLEARED
393734	S	\$188.00	11/20/09	E5518	0	AURON, PATRICIA R	OUTSTANDING
393735	S	\$479.60	11/20/09	22108	0	AYAQUICA, SHERI	CLEARED
393736	S	\$36.54	11/20/09	00016	1690	BALLARD, EILEEN	CLEARED
393737	S	\$263.02	11/20/09	16422	0	BEACH, NICHOLAS	OUTSTANDING
393738	S	\$119.45	11/20/09	03931	0	BERRY COFFEE COMPANY	CLEARED
393739	S	\$100.00	11/20/09	24024	0	BRIH DESIGN, LLC	CLEARED
393740	S	\$1000.00	11/20/09	00016	1815	CARRUTHERS, PARIS	CLEARED

CHECK #	TYPE	CHECK AMT	CHECK DATE	VENDOR #	ADDRS #	VENDOR NAME	CHECK STATUS
393741	S	\$2121.67	11/20/09	02519	0	CENTERPOINT ENERGY	CLEARED
393742	S	\$35.00	11/20/09	25564	0	CHARLEY WYSER MUSICAL SERVICES, INC.	CLEARED
393743	S	\$66.00	11/20/09	10828	0	CLASEN, TIA	CLEARED
393744	S	\$167.03	11/20/09	15922	0	DUNN, RUTH	CLEARED
393745	S	\$4396.12	11/20/09	01049	2	EAGAN, CITY OF	OUTSTANDING
393746	S	\$7.95	11/20/09	03981	0	ECKROTH MUSIC	CLEARED
393747	S	\$361.40	11/20/09	15808	0	ESPINOZA, CYNTHIA	CLEARED
393748	S	\$50.00	11/20/09	00016	1814	FERGUSON, ARIANNA	CLEARED
393749	S	\$25.86	11/20/09	10638	0	FREDRICKSON, REBECCA	CLEARED
393750	S	\$150.00	11/20/09	07144	0	GAGNON PIANO SERVICE	CLEARED
393751	S	\$60.00	11/20/09	26554	0	GANADO, CESAR	CLEARED
393752	S	\$294.60	11/20/09	22009	0	GECKLER COMPANIES, INC.	CLEARED
393753	S	\$251.56	11/20/09	00575	0	GROTH MUSIC COMPANY	CLEARED
393754	S	\$35.09	11/20/09	13535	0	GROVER, MELISSA	CLEARED
393755	S	\$98.00	11/20/09	26890	0	HANNAH, CHRISTINE	OUTSTANDING
393756	S	\$358.80	11/20/09	21252	0	HARMER, MARY	CLEARED
393757	S	\$4512.20	11/20/09	07139	0	HASTINGS BUS COMPANY	CLEARED
393758	S	\$283.50	11/20/09	24154	0	HEALTH COUNSELING SERVICES	OUTSTANDING
393759	S	\$190.00	11/20/09	21391	0	HIX & KUZERKA CONSULTING, INC.	CLEARED
393760	S	\$324.76	11/20/09	01758	0	HOPE HEALTH/IHAC	CLEARED
393761	S	\$3861.58	11/20/09	05834	0	INSTITUTE FOR ENVIRONMENTAL ASSESSMENT, INC.	CLEARED
393762	S	\$115.78	11/20/09	E8797	0	KNOTT, KELLY S	CLEARED
393763	S	\$600.00	11/20/09	23273	0	KROCAK, ANNE	OUTSTANDING
393764	S	\$208.22	11/20/09	10924	0	MARQUARDT, VERA A	CLEARED
393765	S	\$87.97	11/20/09	14860	0	MARTIN, JOAN	CLEARED
393766	S	\$2231.50	11/20/09	20328	0	MATERIALS PROCESSING CORPORATION	OUTSTANDING
393767	S	\$140.00	11/20/09	25868	0	METZ, REBECCA	CLEARED
393768	S	\$155.00	11/20/09	02491	0	MIDWEST BAND INSTRUMENT SERV.	OUTSTANDING
393769	S	\$85.00	11/20/09	03164	0	MN MUSIC EDUCATORS ASSOCIATION	CLEARED
393770	S	\$23.77	11/20/09	03519	0	NAPA, SAVAGE PARTS SERVICE	CLEARED
393771	S	\$75.00	11/20/09	23035	0	NGUYEN, AN	OUTSTANDING
393772	S	\$1000.00	11/20/09	00016	1816	OATES, EMILY	CLEARED
393773	S	\$17.46	11/20/09	15386	0	ORLICH-SULLIVAN, MEGAN	OUTSTANDING
393774	S	\$28.25	11/20/09	16883	0	PATTERSON, JILL	OUTSTANDING
393775	S	\$2670.85	11/20/09	03219	1	PEPSI-COLA COMPANY	CLEARED
393776	S	\$1167.00	11/20/09	00016	1686	PLECKO, JUSTIN	CLEARED
393777	S	\$300.00	11/20/09	26222	0	PR MEDIA	CLEARED
393778	S	\$42977.45	11/20/09	20099	0	RELIASTAR LIFE INSURANCE COMPANY	CLEARED
393779	S	\$1009.90	11/20/09	03609	0	SCIENCE MUSEUM OF MINN.	CLEARED
393780	S	\$510.00	11/20/09	03413	0	SOUTH METRO SPORTS	CLEARED
393781	S	\$1320.00	11/20/09	20876	0	SPEECH ON THE GO, LLC	CLEARED
393782	S	\$50.00	11/20/09	21898	0	STINGER, ELLEN	CLEARED
393783	S	\$937.50	11/20/09	26448	0	STROMBERG, SIMON SCOTT	CLEARED
393784	S	\$3825.50	11/20/09	21008	0	T.L.C. SPECIAL TRANSPORTATION, INC.	OUTSTANDING
393785	S	\$61.64	11/20/09	16882	0	TANNER, ELIZABETH	CLEARED
393786	S	\$25.50	11/20/09	16064	0	TAYLOR, REBECCA	CLEARED
393787	S	\$69.34	11/20/09	E9891	0	THONE, JUDY	CLEARED
393788	S	\$256.00	11/20/09	21184	4	TIES	CLEARED
393789	S	\$61.73	11/20/09	21190	0	TROUSIL, WANDA	CLEARED
393790	S	\$149.25	11/20/09	E7415	0	UMHOEFER, THOMAS C	OUTSTANDING
393791	S	\$4000.00	11/20/09	26456	0	UNIQUE SCREEN MEDIA	CLEARED
393792	S	\$60.08	11/20/09	11462	0	VAURIO, SONYA	CLEARED

CHECK #	TYPE	CHECK AMT	CHECK DATE	VENDOR #	ADDRS #	VENDOR NAME	CHECK STATUS
393793	S	\$123.20	11/20/09	14021	0	VON ESCHEN, MERRIEJANE E	CLEARED
393794	S	\$400.00	11/20/09	05454	0	WELLS FARGO BANK	CLEARED
393795	S	\$663.25	11/20/09	01279	1	WELLS FARGO BUSINESS CREDIT	CLEARED
393796	S	\$368.00	11/20/09	24245	0	YOUTH ENRICHMENT LEAGUE	OUTSTANDING
393797			11/30/09	00000	0	UNISSUED	UNISSUED
393798			11/30/09	00000	0	UNISSUED	UNISSUED
393799			11/30/09	00000	0	UNISSUED	UNISSUED
393800			11/30/09	00000	0	UNISSUED	UNISSUED
393801			11/30/09	00000	0	UNISSUED	UNISSUED
393802			11/30/09	00000	0	UNISSUED	UNISSUED
393803			11/30/09	00000	0	UNISSUED	UNISSUED
393804			11/30/09	00000	0	UNISSUED	UNISSUED
393805			11/30/09	00000	0	UNISSUED	UNISSUED
393806			11/30/09	00000	0	UNISSUED	UNISSUED
393807			11/30/09	00000	0	UNISSUED	UNISSUED
393808			11/30/09	00000	0	UNISSUED	UNISSUED
393809			11/30/09	00000	0	UNISSUED	UNISSUED
393810			11/30/09	00000	0	UNISSUED	UNISSUED
393811			11/30/09	00000	0	UNISSUED	UNISSUED
393812			11/30/09	00000	0	UNISSUED	UNISSUED
393813			11/30/09	00000	0	UNISSUED	UNISSUED
393814			11/30/09	00000	0	UNISSUED	UNISSUED
393815			11/30/09	00000	0	UNISSUED	UNISSUED
393816			11/30/09	00000	0	UNISSUED	UNISSUED
393817			11/30/09	00000	0	UNISSUED	UNISSUED
393818			11/30/09	00000	0	UNISSUED	UNISSUED
393819			11/30/09	00000	0	UNISSUED	UNISSUED
393820			11/30/09	00000	0	UNISSUED	UNISSUED
393821			11/30/09	00000	0	UNISSUED	UNISSUED
393822			11/30/09	00000	0	UNISSUED	UNISSUED
393823			11/30/09	00000	0	UNISSUED	UNISSUED
393824			11/30/09	00000	0	UNISSUED	UNISSUED
393825			11/30/09	00000	0	UNISSUED	UNISSUED
393826			11/30/09	00000	0	UNISSUED	UNISSUED
393827			11/30/09	00000	0	UNISSUED	UNISSUED
393828			11/30/09	00000	0	UNISSUED	UNISSUED
393829			11/30/09	00000	0	UNISSUED	UNISSUED
393830			11/30/09	00000	0	UNISSUED	UNISSUED
393831			11/30/09	00000	0	UNISSUED	UNISSUED
393832			11/30/09	00000	0	UNISSUED	UNISSUED
393833	W	\$86094.57	02/28/07	03026	0	P. E. R. A.	OUTSTANDING
393835			11/30/09	00000	0	UNISSUED	UNISSUED
393836			11/30/09	00000	0	UNISSUED	UNISSUED
393837			11/30/09	00000	0	UNISSUED	UNISSUED
393838			11/30/09	00000	0	UNISSUED	UNISSUED
393839	W	\$57.47	02/28/07	03309	0	RAHN ELEMENTARY SCHOOL	OUTSTANDING
393840			11/30/09	00000	0	UNISSUED	UNISSUED
393841			11/30/09	00000	0	UNISSUED	UNISSUED
393842			11/30/09	00000	0	UNISSUED	UNISSUED
393843			11/30/09	00000	0	UNISSUED	UNISSUED
393844	W	\$143.33	02/28/07	02676	0	HARRIET BISHOP ELEMENTARY	OUTSTANDING
393845	S	\$126.21	12/01/09	01037	3	ABILITATIONS	OUTSTANDING

CHECK #	TYPE	CHECK AMT	CHECK DATE	VENDOR #	ADDRS #	VENDOR NAME	CHECK STATUS
393846	S	\$69.85	12/01/09	00027	0	ACADEMIC THERAPY PUBLICATIONS	OUTSTANDING
393847	S	\$42.18	12/01/09	05588	0	ACE HARDWARE & PAINT	OUTSTANDING
393848	S	\$1433.42	12/01/09	03503	0	AMERICAN TIME & SIGNAL	OUTSTANDING
393849	S	\$2550.00	12/01/09	00106	0	AQUA ENGINEERING, INC.	OUTSTANDING
393850	S	\$4182.50	12/01/09	03178	1	AQUA LOGIC, INC.	OUTSTANDING
393851	S	\$102.30	12/01/09	26755	0	ARAMARK UNIFORM SERVICES	OUTSTANDING
393852			12/01/09	26755	0	UNISSUED	UNISSUED
393853	S	\$8692.61	12/01/09	26870	0	ATOMIC LEARNING	OUTSTANDING
393854	S	\$146.44	12/01/09	26871	0	AUDIOLINK SERVICES, LLC	OUTSTANDING
393855	S	\$3963.50	12/01/09	04083	0	BARCO PRODUCTS COMPANY	OUTSTANDING
393856	S	\$508.92	12/01/09	00386	1	BARNES & NOBLE INC	OUTSTANDING
393857	S	\$5244.75	12/01/09	20362	2	BENCHMARK EDUCATION COMPANY	OUTSTANDING
393858	S	\$5451.19	12/01/09	00477	0	BIX PRODUCE COMPANY	OUTSTANDING
393859			12/01/09	00477	0	UNISSUED	UNISSUED
393860			12/01/09	00477	0	UNISSUED	UNISSUED
393861			12/01/09	00477	0	UNISSUED	UNISSUED
393862	S	\$3941.73	12/01/09	05972	1	CAMBIUM LEARNING INC.	OUTSTANDING
393863	S	\$85.89	12/01/09	06504	1	CARSON-DELLOSA PUBLISHING	OUTSTANDING
393864	S	\$174.93	12/01/09	00582	1	CHILDCRAFT	OUTSTANDING
393865	S	\$248.85	12/01/09	25513	1	CHURCH OFFSET PRINTING, INC.	OUTSTANDING
393866	S	\$433.04	12/01/09	00686	1	CLARK PRODUCTS, INC.	OUTSTANDING
393867	S	\$1179.76	12/01/09	24127	1	CMS COMMUNICATIONS, INC.	OUTSTANDING
393868	S	\$2214.10	12/01/09	00514	0	COMBUSTION HEAT & POWER, INC.	OUTSTANDING
393869	S	\$326.50	12/01/09	00502	0	CORNERSTONE COPY CENTER	OUTSTANDING
393870	S	\$23.00	12/01/09	00647	0	CROWN RENTAL, INC.	OUTSTANDING
393871	S	\$1423.00	12/01/09	22013	0	CUSTOM WATER WORKS	OUTSTANDING
393872	S	\$6381.92	12/01/09	00279	0	D.S.D., INC.	OUTSTANDING
393873			12/01/09	00279	0	UNISSUED	UNISSUED
393874	S	\$407.20	12/01/09	00812	0	DALCO ROOFING & SHEET METAL, INC.	OUTSTANDING
393875	S	\$1325.21	12/01/09	00389	0	DAVANNIS PIZZA	OUTSTANDING
393876	S	\$443.27	12/01/09	00837	1	DEMCO, INC.	OUTSTANDING
393877	S	\$73.90	12/01/09	22343	0	DIFFERENT ROADS TO LEARNING, INC.	OUTSTANDING
393878	S	\$649.72	12/01/09	09859	1	DISCOUNT SCHOOL SUPPLY	OUTSTANDING
393879	S	\$60.98	12/01/09	00578	1	DON JOHNSTON, INC.	OUTSTANDING
393880	S	\$55.25	12/01/09	00605	0	DOYLE SECURITY PRODUCTS	OUTSTANDING
393881	S	\$107.00	12/01/09	03317	1	DYNAVOX SYSTEMS LLC	OUTSTANDING
393882	S	\$3997.76	12/01/09	02333	1	EARTHGRAINS CO.	OUTSTANDING
393883	S	\$41.10	12/01/09	01062	1	EDUCATORS PUBLISHING SERVICE	OUTSTANDING
393884	S	\$306.58	12/01/09	01078	0	ELECTRO WATCHMAN, INC.	OUTSTANDING
393885	S	\$292.28	12/01/09	01220	1	ELECTRONIC DESIGN COMPANY	OUTSTANDING
393886	S	\$1030.00	12/01/09	26798	0	ELENCO ELECTRONICS, INC.	OUTSTANDING
393887	S	\$44.98	12/01/09	07471	0	EVAN-MOOR EDUCATIONAL PUBLISHERS	OUTSTANDING
393888	S	\$18.88	12/01/09	23054	1	FASTENAL	OUTSTANDING
393889	S	\$3423.10	12/01/09	08698	1	FERGUSON ENTERPRISES # 1657	OUTSTANDING
393890			12/01/09	08698	0	UNISSUED	UNISSUED
393891	S	\$11223.94	12/01/09	03328	0	FIRST STUDENT, INC.	OUTSTANDING
393892			12/01/09	03328	0	UNISSUED	UNISSUED
393893			12/01/09	03328	0	UNISSUED	UNISSUED
393894			12/01/09	03328	0	UNISSUED	UNISSUED
393895			12/01/09	03328	0	UNISSUED	UNISSUED
393896			12/01/09	03328	0	UNISSUED	UNISSUED
393897			12/01/09	03328	0	UNISSUED	UNISSUED

CHECK #	TYPE	CHECK AMT	CHECK DATE	VENDOR #	ADDRS #	VENDOR NAME	CHECK STATUS
393898	S	\$84.56	12/01/09	01231	0	FLINN SCIENTIFIC, INC.	OUTSTANDING
393899	S	\$578.88	12/01/09	01458	1	GOPHER	OUTSTANDING
393900	S	\$1599.10	12/01/09	24927	1	GOV CONNECTION, INC.	OUTSTANDING
393901	S	\$2294.10	12/01/09	04387	1	GRAINGER	OUTSTANDING
393902			12/01/09	04387	0	UNISSUED	UNISSUED
393903	S	\$347.58	12/01/09	01478	1	GRAYBAR ELECTRIC COMPANY, INC.	OUTSTANDING
393904	S	\$10675.00	12/01/09	01774	1	HALDEMAN-HOMME, INC.	OUTSTANDING
393905	S	\$318.40	12/01/09	01727	1	HAMMOND & STEPHENS	OUTSTANDING
393906	S	\$236.74	12/01/09	01741	2	HARMON FULL SERVICE GROUP	OUTSTANDING
393907	S	\$20802.08	12/01/09	24130	0	HASTINGS CO-OP CREAMERY	OUTSTANDING
393908	S	\$3963.00	12/01/09	21184	1	HEWLETT-PACKARD COMPANY	OUTSTANDING
393909	S	\$1001.41	12/01/09	09046	0	HI TECH REFRIGERATION	OUTSTANDING
393910	S	\$31.70	12/01/09	01729	4	HIGHSMITH	OUTSTANDING
393911	S	\$1405.36	12/01/09	09318	1	HILLYARD INC - MINNEAPOLIS	OUTSTANDING
393912	S	\$267.84	12/01/09	24274	1	INNOVATIVE OFFICE SOLUTIONS	OUTSTANDING
393913	S	\$570.00	12/01/09	25425	0	INTA JUICE	OUTSTANDING
393914	S	\$159.50	12/01/09	01994	0	J&R SCHOOL SUPPLIES, INC.	OUTSTANDING
393915	S	\$459.83	12/01/09	25037	1	J. AMERICA, INC.	OUTSTANDING
393916	S	\$286.24	12/01/09	03003	2	J.W. PEPPER & SON INC.	OUTSTANDING
393917	S	\$313.80	12/01/09	02055	1	JANELLE PUBLICATIONS, INC.	OUTSTANDING
393918	S	\$2181.00	12/01/09	01576	0	JAYTECH, INC.	OUTSTANDING
393919	S	\$396.03	12/01/09	02174	1	KAPLAN EARLY LEARNING CO.	OUTSTANDING
393920	S	\$236.60	12/01/09	01434	0	KULLY SUPPLY, INC.	OUTSTANDING
393921	S	\$57.39	12/01/09	02203	0	LAKESHORE LEARNING MATERIALS	OUTSTANDING
393922	S	\$2415.00	12/01/09	26821	0	LARUE COFFEE	OUTSTANDING
393923	S	\$1246.35	12/01/09	02267	1	LEARNING SEED	OUTSTANDING
393924	S	\$2707.90	12/01/09	02320	0	LINGUI SYSTEMS, INC.	OUTSTANDING
393925	S	\$217.29	12/01/09	21573	0	LOVE & LOGIC INSTITUTE, INC.	OUTSTANDING
393926	S	\$1768.34	12/01/09	02196	0	MACKIN BOOK COMPANY	OUTSTANDING
393927	S	\$1634.00	12/01/09	08315	0	MEADOW GREEN LAWN & LANDSCAPE	OUTSTANDING
393928	S	\$230.68	12/01/09	02395	0	MENARDS	OUTSTANDING
393929	S	\$222.00	12/01/09	20044	0	MIDWEST AUDIO VISUAL, INC.	OUTSTANDING
393930	S	\$1535.29	12/01/09	08999	1	MINNESOTA ELEVATOR INC	OUTSTANDING
393931	S	\$97.00	12/01/09	04911	0	MULTI-HEALTH SYSTEMS, INC.	OUTSTANDING
393932	S	\$109.95	12/01/09	06285	0	MUSIC IN MOTION	OUTSTANDING
393933	S	\$60.81	12/01/09	03519	0	NAPA, SAVAGE PARTS SERVICE	OUTSTANDING
393934	S	\$86.90	12/01/09	03858	3	NATIONAL GEOGRAPHIC SCHOOL PUBLISHING	OUTSTANDING
393935	S	\$1750.74	12/01/09	03091	4	NCS PEARSON INC	OUTSTANDING
393936	S	\$1404.58	12/01/09	25372	4	NCS PEARSON INC	OUTSTANDING
393937	S	\$769.95	12/01/09	01197	1	NEXT DAY GOURMET	OUTSTANDING
393938	S	\$1556.11	12/01/09	02765	0	NORCOSTCO, INC.	OUTSTANDING
393939	S	\$968.10	12/01/09	20320	0	NORTHERN AIR CORPORATION	OUTSTANDING
393940	S	\$2936.85	12/01/09	02489	1	OFFICE DEPOT COMPANY	OUTSTANDING
393941			12/01/09	02489	0	UNISSUED	UNISSUED
393942			12/01/09	02489	0	UNISSUED	UNISSUED
393943	S	\$1319.65	12/01/09	03281	6	PEARSON EDUCATION	OUTSTANDING
393944	S	\$753.45	12/01/09	03219	1	PEPSI-COLA COMPANY	OUTSTANDING
393945	S	\$4075.50	12/01/09	26108	0	PJCOMN ACQUISITION CORPORATION	OUTSTANDING
393946	S	\$125.00	12/01/09	02882	0	PRIOR LAKE SHOE SERVICE	OUTSTANDING
393947	S	\$396.00	12/01/09	24789	0	PROACTIVE SALES AND MARKETING	OUTSTANDING
393948	S	\$610.50	12/01/09	03073	1	PRO-ED	OUTSTANDING
393949	S	\$2931.00	12/01/09	24681	0	PROFESSIONAL WIRELESS COMMUNICATIONS	OUTSTANDING

CHECK #	TYPE	CHECK AMT	CHECK DATE	VENDOR #	ADDRS #	VENDOR NAME	CHECK STATUS
393950	S	\$236.50	12/01/09	03058	0	PSYCHOLOGICAL ASSESS. RESOURCES INC	OUTSTANDING
393951	S	\$702.47	12/01/09	21744	0	QUALITY AIR MECHANICAL, INC.	OUTSTANDING
393952	S	\$1425.00	12/01/09	24899	0	RECORDING FOR BLIND AND DYSLEXIC, INC.	OUTSTANDING
393953	S	\$1085.00	12/01/09	25729	0	RENT N' SAVE PORTABLE SERVICES	OUTSTANDING
393954	S	\$4499.98	12/01/09	23373	1	ROSE BRAND WIPERS INC	OUTSTANDING
393955	S	\$20.49	12/01/09	03735	1	SAX ARTS & CRAFTS	OUTSTANDING
393956	S	\$259.80	12/01/09	03808	1	SCANTRON CORPORATION	OUTSTANDING
393957	S	\$27.88	12/01/09	04232	1	SCHOOL SPECIALTY INC.	OUTSTANDING
393958	S	\$26.50	12/01/09	02688	0	SCHOOLMASTERS SAFETY	OUTSTANDING
393959	S	\$50.60	12/01/09	20890	1	SCOTT ELECTRIC	OUTSTANDING
393960	S	\$93.05	12/01/09	03472	2	SHIFFLER EQUIPMENT SALES INC	OUTSTANDING
393961	S	\$847.82	12/01/09	22907	1	SOLUTIONS4SURE.COM, INC.	OUTSTANDING
393962	S	\$1792.32	12/01/09	22020	0	SPHERION CORPORATION	OUTSTANDING
393963	S	\$1360.20	12/01/09	23998	1	SUMMIT FOOD EQUIPMENT SERVICE, INC	OUTSTANDING
393964	S	\$289.95	12/01/09	04308	0	SUPER DUPER SCHOOL CO.	OUTSTANDING
393965	S	\$49.89	12/01/09	23331	1	TEACHERS DISCOUNT	OUTSTANDING
393966	S	\$20330.61	12/01/09	21184	4	TIES	OUTSTANDING
393967	S	\$82.98	12/01/09	04939	1	TIGER DIRECT.COM	OUTSTANDING
393968	S	\$877.66	12/01/09	22123	1	TOTAL FILTRATION SERVICES, INC.	OUTSTANDING
393969	S	\$214.65	12/01/09	05194	0	TRADE TOOLS INC.	OUTSTANDING
393970	S	\$5401.18	12/01/09	03802	0	TRIO SUPPLY	OUTSTANDING
393971			12/01/09	03802	0	UNISSUED	UNISSUED
393972	S	\$3569.95	12/01/09	26835	1	TRIUMPH LEARNING LLC	OUTSTANDING
393973	S	\$573.00	12/01/09	04498	1	TRUGREEN CHEMLAWN	OUTSTANDING
393974	S	\$159.60	12/01/09	26170	0	TUMBLEWEED PRESS, INC.	OUTSTANDING
393975	S	\$1935.00	12/01/09	03721	0	TWIN CITY JANITOR SUPPLY, INC.	OUTSTANDING
393976	S	\$212.21	12/01/09	05836	0	U.S. TOY COMPANY, INC.	OUTSTANDING
393977	S	\$69.13	12/01/09	04242	1	UPSTART	OUTSTANDING
393978	S	\$63834.92	12/01/09	04417	1	US FOODSERVICE	OUTSTANDING
393979			12/01/09	04417	0	UNISSUED	UNISSUED
393980			12/01/09	04417	0	UNISSUED	UNISSUED
393981			12/01/09	04417	0	UNISSUED	UNISSUED
393982			12/01/09	04417	0	UNISSUED	UNISSUED
393983			12/01/09	04417	0	UNISSUED	UNISSUED
393984	S	\$9.61	12/01/09	03345	1	VALLEY NATIONAL GASES	OUTSTANDING
393985	S	\$11.65	12/01/09	04243	1	VIKING ELECTRIC SUPPLY, INC.	OUTSTANDING
393986	S	\$1282.00	12/01/09	04204	2	VIRCO INC	OUTSTANDING
393987	S	\$659.97	12/01/09	26185	1	WESTERN PETROLEUM COMPANY	OUTSTANDING
393988	S	\$338.69	12/01/09	07032	1	WILLIAM H. SADLIER, INC.	OUTSTANDING
393989	S	\$780.00	12/01/09	04566	0	ZIEGLER INC.	OUTSTANDING
393990	S	\$185.00	11/25/09	00111	3	ACT	OUTSTANDING
393991	S	\$234.00	11/25/09	00163	1	AHS CHEER BOOSTER CLUB	OUTSTANDING
393992	S	\$242.37	11/25/09	06215	0	AIRPORT & TOWN TAXI	OUTSTANDING
393993	S	\$3177.00	11/25/09	26795	1	ALLIED PROFESSIONALS, INC.	CLEARED
393994	S	\$74.10	11/25/09	00163	2	ARMSTRONG ATHLETICS	OUTSTANDING
393995	S	\$234.00	11/25/09	00009	4	AVHS CHEERLEADING	OUTSTANDING
393996	S	\$44.46	11/25/09	16309	0	BAIMA, STEPHANIE	OUTSTANDING
393997	S	\$238.00	11/25/09	E4882	0	BERGE, PAUL D	OUTSTANDING
393998	S	\$260.95	11/25/09	03931	0	BERRY COFFEE COMPANY	OUTSTANDING
393999	S	\$21.95	11/25/09	17009	0	BRUNNER, RENAE	OUTSTANDING
394000	S	\$23875.02	11/25/09	00673	0	BURNSVILLE, CITY OF	OUTSTANDING
394001	S	\$250.00	11/25/09	00483	0	CASSIDY-TRICKER INDUSTRIAL SALES, INC.	OUTSTANDING

CHECK #	TYPE	CHECK AMT	CHECK DATE	VENDOR #	ADDRS #	VENDOR NAME	CHECK STATUS
394002	S	\$23.65	11/25/09	14360	0	CECKA, NANETTE	OUTSTANDING
394003	S	\$42.90	11/25/09	15074	0	CHAMERLIK, KAREN	OUTSTANDING
394004	S	\$400.00	11/25/09	16560	0	CLEGG, RANDALL	OUTSTANDING
394005	S	\$30.09	11/25/09	25936	0	CLEVELAND, GEOFF	OUTSTANDING
394006	S	\$136.87	11/25/09	E9786	0	COLLINS, LEANNE	OUTSTANDING
394007	S	\$100.00	11/25/09	25955	0	COLUMBUS CATHOLIC HIGH SCHOOL	OUTSTANDING
394008	S	\$360.00	11/25/09	25919	0	CORDOVA-MORALES, LETICIA	CLEARED
394009	S	\$105.00	11/25/09	00963	0	COSGROVE, DON	OUTSTANDING
394010	S	\$283.00	11/25/09	00666	1	COUNCIL FOR EXCEPTIONAL CHILDREN	OUTSTANDING
394011	S	\$1115.00	11/25/09	00000	312	DEMARRE, JULIANA	OUTSTANDING
394012	S	\$6.41	11/25/09	16920	0	DETTLING, AMY	OUTSTANDING
394013	S	\$600.00	11/25/09	20524	0	DEWALD, RINA C.	OUTSTANDING
394014	S	\$3160.00	11/25/09	26762	0	EARTH WALK COMMUNICATIONS, INC.	OUTSTANDING
394015	S	\$6666.67	11/25/09	04416	0	FAIRVIEW	CLEARED
394016	S	\$47.53	11/25/09	16877	0	FEIGAL, JESSICA	OUTSTANDING
394017	S	\$85.00	11/25/09	07144	0	GAGNON PIANO SERVICE	OUTSTANDING
394018	S	\$36.00	11/25/09	26912	0	GARDNER, OLIVIA	OUTSTANDING
394019	S	\$68.00	11/25/09	15944	0	GARVIS, SCOTT	OUTSTANDING
394020	S	\$3743.16	11/25/09	01577	0	GROSSMAN CHEVROLET	OUTSTANDING
394021	S	\$68.91	11/25/09	00575	0	GROTH MUSIC COMPANY	OUTSTANDING
394022	S	\$62.00	11/25/09	00000	311	HA, DAVID	CLEARED
394023	S	\$44.44	11/25/09	20948	0	HAREID, RUTH	OUTSTANDING
394024	S	\$180.00	11/25/09	26803	0	HASSAN, RAHMA	OUTSTANDING
394025	S	\$4530.00	11/25/09	26329	0	HAT TRICK HOCKEY LLC	OUTSTANDING
394026	S	\$57.73	11/25/09	16682	0	HERZOG, SUZIE	OUTSTANDING
394027	S	\$199.00	11/25/09	16549	0	HOUCK, BONNIE	OUTSTANDING
394028	S	\$1688.00	11/25/09	26911	0	IGM GYMNASTICS	OUTSTANDING
394029	S	\$481.72	11/25/09	09327	0	INTERMEDIATE SCHOOL DISTRICT 917	OUTSTANDING
394030	S	\$530.00	11/25/09	06008	3	INTERNATIONAL READING ASSOCIATION	OUTSTANDING
394031	S	\$2635.00	11/25/09	26822	0	INTREPID SPORTSWEAR	OUTSTANDING
394032	S	\$282.00	11/25/09	01994	0	J&R SCHOOL SUPPLIES, INC.	CLEARED
394033	S	\$145.00	11/25/09	16003	0	JONES, STEPHANIE	OUTSTANDING
394034	S	\$586.76	11/25/09	01519	0	KREMER SPRING, INC.	OUTSTANDING
394035	S	\$120.00	11/25/09	22010	0	KREMER, SEVERA E.	OUTSTANDING
394036	S	\$41.67	11/25/09	E5733	0	LAWRENCE, ROELY	OUTSTANDING
394037	S	\$984.87	11/25/09	24253	0	LOFFLER COMPANIES, INC.	OUTSTANDING
394038	S	\$41.53	11/25/09	14982	0	LUCIUS, RACHEL	OUTSTANDING
394039	S	\$160.00	11/25/09	09951	0	MATH MASTERS OF MN	OUTSTANDING
394040	S	\$335.00	11/25/09	08965	3	MCCA STATE COMPETITION	OUTSTANDING
394041	S	\$210.00	11/25/09	25421	0	MEDINA de SMITH, MARIA	OUTSTANDING
394042	S	\$140.00	11/25/09	25868	0	METZ, REBECCA	OUTSTANDING
394043	S	\$150.11	11/25/09	24060	0	MEYER, RITA	OUTSTANDING
394044	S	\$65.00	11/25/09	02491	0	MIDWEST BAND INSTRUMENT SERV.	OUTSTANDING
394045	S	\$234.00	11/25/09	03936	1	MINNETONKA CHEER BOOSTER CLUB	OUTSTANDING
394046	S	\$752.00	11/25/09	08338	0	MN ASSOC OF SECONDARY SCHOOL PRINCIPALS	OUTSTANDING
394047	S	\$40.00	11/25/09	08014	0	MN ASSOC OF SECRETARIES TO THE PRINCIPALS	OUTSTANDING
394048	S	\$75.00	11/25/09	22397	0	MN BOARD OF SCHOOL ADMINISTRATORS	OUTSTANDING
394049	S	\$26.98	11/25/09	02526	0	MN CLAY USA	OUTSTANDING
394050	S	\$45.00	11/25/09	08543	6	MN DEPT OF HEALTH	OUTSTANDING
394051	S	\$450.00	11/25/09	04483	1	MN HIGH SCHOOL QUIZ BOWL, INC	OUTSTANDING
394052	S	\$700.00	11/25/09	09621	2	MN PERCUSSION ASSOCIATION	OUTSTANDING
394053	S	\$60.00	11/25/09	24243	0	MUNOZ, MARIBEL	OUTSTANDING

CHECK #	TYPE	CHECK AMT	CHECK DATE	VENDOR #	ADDRS #	VENDOR NAME	CHECK STATUS
394054	S	\$215.00	11/25/09	26910	0	NORTHERN ATHLETICS	OUTSTANDING
394055	S	\$413.82	11/25/09	E3127	0	NOVAK, SANDRA B	OUTSTANDING
394056	S	\$14.46	11/25/09	02489	1	OFFICE DEPOT COMPANY	OUTSTANDING
394057	S	\$2388.37	11/25/09	06477	0	OFFICE OF ENTERPRISE TECHNOLOGY	OUTSTANDING
394058	S	\$60.00	11/25/09	26396	0	OSMAN, NIMO	OUTSTANDING
394059	S	\$100.00	11/25/09	03268	0	PACER CENTER, INC.	OUTSTANDING
394060	S	\$60.00	11/25/09	24879	0	PEREZ, MELISSA M.	OUTSTANDING
394061	S	\$15.00	11/25/09	00000	9245	PERRY, TERESA	OUTSTANDING
394062	S	\$6233.00	11/25/09	25651	0	RITE ENTERPRISES, INC.	OUTSTANDING
394063	S	\$42.90	11/25/09	E9670	0	ROBOLE, VICKI M	OUTSTANDING
394064	S	\$1174.50	11/25/09	07711	0	ROLANDO, NORMAN	OUTSTANDING
394065	S	\$54976.23	11/25/09	26583	0	RYAN ELECTRIC, INC.	OUTSTANDING
394066			11/25/09	26583	0	UNISSUED	UNISSUED
394067			11/25/09	26583	0	UNISSUED	UNISSUED
394068	S	\$162.34	11/25/09	09588	4	SAVAGE, CITY OF	OUTSTANDING
394069	S	\$87.41	11/25/09	20956	0	SCHALLER, BARB	OUTSTANDING
394070	S	\$542.00	11/25/09	20185	0	SHIRTY SOMETHING	OUTSTANDING
394071	S	\$225.00	11/25/09	03660	0	SKATEVILLE	OUTSTANDING
394072	S	\$266.00	11/25/09	03413	0	SOUTH METRO SPORTS	OUTSTANDING
394073	S	\$1320.00	11/25/09	20876	0	SPEECH ON THE GO, LLC	OUTSTANDING
394074	S	\$127.60	11/25/09	16213	0	STAHLY, JAN	OUTSTANDING
394075	S	\$27.00	11/25/09	00000	9695	STEARNS, FRANCES	OUTSTANDING
394076	S	\$359.00	11/25/09	03482	0	STEPPINGSTONE THEATRE	OUTSTANDING
394077	S	\$77.27	11/25/09	16629	0	STONE, HOLLIE	OUTSTANDING
394078	S	\$494.14	11/25/09	12944	0	STRAND, NATHAN R	CLEARED
394079	S	\$139.13	11/25/09	00321	0	SUN NEWSPAPERS	CLEARED
394080	S	\$92.44	11/25/09	21190	0	TROUSIL, WANDA	CLEARED
394081	S	\$4675.00	11/25/09	26380	0	TYLER TECHNOLOGIES INC	OUTSTANDING
394082	S	\$1306.00	11/25/09	26909	0	UMBRIA PIZZA	CLEARED
394083	S	\$31.69	11/25/09	04172	0	UNITED PARCEL SERVICE	OUTSTANDING
394084	S	\$35235.00	11/25/09	08595	0	UNIVERSITY OF MINNESOTA-TUITION	OUTSTANDING
394085	S	\$251.16	11/25/09	E7841	0	VANDERWOUDE, MARK B	OUTSTANDING
394086	S	\$60.00	11/25/09	15510	0	VARA, THOMAS A	OUTSTANDING
394087	S	\$400.00	11/25/09	26514	0	WALLACE, MATT	OUTSTANDING
394088	S	\$573.00	11/25/09	16469	0	WEIN, JORDAN	OUTSTANDING
394089	S	\$321.00	11/25/09	25953	0	WINTER COMPANY	OUTSTANDING
394090	S	\$184.00	11/25/09	04451	1	XEROX CORPORATION	CLEARED
394091	S	\$4695.75	11/03/09	26241	0	VOIDED	VOIDED
394092	S	\$8541.67	11/03/09	09588	1	VOIDED	VOIDED
394093	S	\$4695.75	12/03/09	26241	0	M&E REALTY COMPANY	OUTSTANDING
394094	S	\$8541.67	12/03/09	09588	1	SAVAGE, CITY OF	OUTSTANDING
394095	S	\$340.00	12/02/09	26310	0	ADEM, ABDULRAHMAN A.	OUTSTANDING
394096	S	\$250.00	12/02/09	09489	1	ADVANCED AUDIO-VISUAL, INC.	OUTSTANDING
394097	S	\$462.60	12/02/09	04895	0	ASSOCIATION OF CLERICAL EMPLOYEES	OUTSTANDING
394098	S	\$24.20	12/02/09	E4467	0	BARLAGE, SUSAN M	OUTSTANDING
394099	S	\$30.00	12/02/09	13666	0	BECKER, SARAH	OUTSTANDING
394100	S	\$2310.00	12/02/09	09991	0	BURNSVILLE ASSOCIATION OF EDUCATIONAL ASSTS	OUTSTANDING
394101	S	\$81.10	12/02/09	02519	0	CENTERPOINT ENERGY	OUTSTANDING
394102	S	\$75.00	12/02/09	15074	0	CHAMERLIK, KAREN	OUTSTANDING
394103	S	\$173.00	12/02/09	25064	0	COMO LAW FIRM P.A.	OUTSTANDING
394104	S	\$134.00	12/02/09	12806	0	CORBAY, STEPHANIE A	OUTSTANDING
394105	S	\$344.00	12/02/09	26702	0	DELTA MANAGEMENT ASSOCIATES, INC.	OUTSTANDING

CHECK #	TYPE	CHECK AMT	CHECK DATE	VENDOR #	ADDRS #	VENDOR NAME	CHECK STATUS
394106	S	\$1326.69	12/02/09	23922	0	DISCOUNT STEEL, INC.	OUTSTANDING
394107	S	\$18291.00	12/02/09	25596	0	EDUCATIONAL OPTIONS, INC.	OUTSTANDING
394108	S	\$79.57	12/02/09	11322	0	FARRELL, TRACY E	OUTSTANDING
394109	S	\$215.31	12/02/09	E9689	0	FINN, FAY E.	OUTSTANDING
394110	S	\$60.00	12/02/09	25866	0	FLORES, ROSA	OUTSTANDING
394111	S	\$14.00	12/02/09	00001	1050	FOREMAN, JENNIFER	OUTSTANDING
394112	S	\$150.00	12/02/09	07144	0	GAGNON PIANO SERVICE	OUTSTANDING
394113	S	\$721.52	12/02/09	07390	0	GREATER TWIN CITIES UNITED WAY	OUTSTANDING
394114	S	\$75.00	12/02/09	16530	0	HUSEN, ERIN	OUTSTANDING
394115	S	\$59.00	12/02/09	00000	8624	ISCHE, RUTH	OUTSTANDING
394116	S	\$87.30	12/02/09	01994	0	J&R SCHOOL SUPPLIES, INC.	OUTSTANDING
394117	S	\$102.00	12/02/09	24067	0	JOHNSON, DENNIS	OUTSTANDING
394118	S	\$32.80	12/02/09	00001	1051	KENNEDY, CAREY	OUTSTANDING
394119	S	\$15.00	12/02/09	00000	3428	KENNEDY, FRANCES	OUTSTANDING
394120	S	\$48.07	12/02/09	14479	0	KIBLER, JEANNE	OUTSTANDING
394121	S	\$197.90	12/02/09	15691	0	KING, LAURIE	OUTSTANDING
394122	S	\$16077.60	12/02/09	02102	0	KRAUS-ANDERSON INS. AGENCY, INC.	OUTSTANDING
394123	S	\$675.00	12/02/09	09183	0	LINDSEY, DEBORAH ANN	OUTSTANDING
394124	S	\$14.40	12/02/09	00001	1048	MENDEZ, JEAN	OUTSTANDING
394125	S	\$6832.25	12/02/09	03029	1	MINNESOTA ENERGY RESOURCES CORPORATION	OUTSTANDING
394126	S	\$208.00	12/02/09	08769	0	MN NCPERS GROUP LIFE INS.	OUTSTANDING
394127	S	\$129.52	12/02/09	E9501	0	MOSEY, PATRICIA	OUTSTANDING
394128	S	\$43.63	12/02/09	E7838	0	MOULSOFF, NORINE L	OUTSTANDING
394129	S	\$116.00	12/02/09	22324	0	MULTILINGUAL WORD, INC.	OUTSTANDING
394130	S	\$15.00	12/02/09	00421	0	MUSIC THEATRE INTERNATIONAL	OUTSTANDING
394131	S	\$102.00	12/02/09	24915	0	NELSON, BRUCE	OUTSTANDING
394132	S	\$47.00	12/02/09	26811	0	NIELSON, KENNY	OUTSTANDING
394133	S	\$366.20	12/02/09	25300	1	ORANGE TREE EMPLOYMENT SCREENING	OUTSTANDING
394134	S	\$59.94	12/02/09	16883	0	PATTERSON, JILL	OUTSTANDING
394135	S	\$364.40	12/02/09	03219	1	PEPSI-COLA COMPANY	OUTSTANDING
394136	S	\$320.00	12/02/09	16624	0	PERRY, JESSICA	OUTSTANDING
394137	S	\$229.00	12/02/09	26733	0	PETERSON, FRAM & BERGMAN	OUTSTANDING
394138	S	\$74.46	12/02/09	E6705	0	QUINN, CATHERINE A	OUTSTANDING
394139	S	\$322.00	12/02/09	26388	0	RAUSCH, STURM, ISRAEL & HORNIK	OUTSTANDING
394140	S	\$375.00	12/02/09	09329	1	REGENTS OF THE UNIVERSITY OF MINNESOTA	OUTSTANDING
394141	S	\$2297.18	12/02/09	26583	0	RYAN ELECTRIC, INC.	OUTSTANDING
394142	S	\$196.86	12/02/09	25562	0	SACHS, ALICE	OUTSTANDING
394143	S	\$300.00	12/02/09	26289	0	SALGADO-LANDA, NOE	OUTSTANDING
394144	S	\$70.00	12/02/09	09285	1	SAM'S CLUB	OUTSTANDING
394145	S	\$20.00	12/02/09	09588	4	SAVAGE, CITY OF	OUTSTANDING
394146	S	\$7644.99	12/02/09	07382	0	SCHOOL SERVICES EMPLOYEES LOCAL 284	OUTSTANDING
394147	S	\$47.63	12/02/09	13651	0	SEXTON, MARCIA	OUTSTANDING
394148	S	\$570.00	12/02/09	25672	0	SPECIAL DELIVERY OF MINNESOTA, INC	OUTSTANDING
394149	S	\$180.62	12/02/09	E6851	0	STEPHES, THOMAS J	OUTSTANDING
394150	S	\$176.00	12/02/09	E9915	0	SWEENEY, ANNE	OUTSTANDING
394151	S	\$53.54	12/02/09	16882	0	TANNER, ELIZABETH	OUTSTANDING
394152	S	\$42.00	12/02/09	02813	1	U.S. DEPARTMENT OF EDUCATION	OUTSTANDING
394153	S	\$92.00	12/02/09	02813	2	U.S. DEPARTMENT OF EDUCATION	OUTSTANDING
394154	S	\$168.86	12/02/09	23463	7	UNITED STATES TREASURY	OUTSTANDING
394155	S	\$22.06	12/02/09	04417	1	US FOODSERVICE	OUTSTANDING
394156	S	\$99.00	12/02/09	00000	306	VANDERWEIT, JOYCE	OUTSTANDING
394157	S	\$3438.54	12/02/09	25776	0	VEOLIA ENVIRONMENTAL SERVICES	OUTSTANDING

32

CHECK #	TYPE	CHECK AMT	CHECK DATE	VENDOR #	ADDRS #	VENDOR NAME	CHECK STATUS
394158	S	\$22.20	12/02/09	00001	1049	WALLACE, BILL	OUTSTANDING
394159	S	\$25.00	12/02/09	23906	0	WEST METRO EDUCATION PROGRAM	OUTSTANDING
394160	S	\$282.00	12/02/09	26767	0	WI SCTF	OUTSTANDING
394161	S	\$180.00	12/02/09	04451	1	XEROX CORPORATION	OUTSTANDING
394162	S	\$198.99	12/02/09	04451	9	XEROX CORPORATION	OUTSTANDING
394163	S	\$22.23	12/02/09	14671	0	YLVISAKER, TRACEY	OUTSTANDING
394164	S	\$300.20	12/04/09	23228	0	ACP DIRECT	OUTSTANDING
394165	S	\$180.00	12/04/09	26310	0	ADEM, ABDULRAHMAN A.	OUTSTANDING
394166	S	\$1377.00	12/04/09	26795	1	ALLIED PROFESSIONALS, INC.	OUTSTANDING
394167	S	\$70.52	12/04/09	15982	0	ANDERSON, BJORN	OUTSTANDING
394168	S	\$129.00	12/04/09	25930	0	ANDERSON, MATT	OUTSTANDING
394169	S	\$8.50	12/04/09	00000	9717	ARUN, SRIVIDYA	OUTSTANDING
394170	S	\$24.20	12/04/09	E4467	0	BARLAGE, SUSAN M	OUTSTANDING
394171	S	\$63.00	12/04/09	26486	0	BERGE, KEVIN	OUTSTANDING
394172	S	\$500.00	12/04/09	26917	0	BLOOMINGTON ELECTRIC COMPANY	OUTSTANDING
394173	S	\$61.38	12/04/09	16606	0	BRANYON, KRISTINE	OUTSTANDING
394174	S	\$94.64	12/04/09	E8189	0	BRAUN, JEAN C	OUTSTANDING
394175	S	\$7721.47	12/04/09	04226	0	BURNSVILLE, CITY OF	OUTSTANDING
394176			12/04/09	04226	0	UNISSUED	UNISSUED
394177	S	\$120.36	12/04/09	26772	0	CARLSON, CAROL	OUTSTANDING
394178	S	\$14.85	12/04/09	11234	0	CARLSON, KEITH A	OUTSTANDING
394179	S	\$127.39	12/04/09	E8784	0	CARROLL, MICHELE	OUTSTANDING
394180	S	\$412.50	12/04/09	E6393	0	CIN, RONALD V	OUTSTANDING
394181	S	\$5717.64	12/04/09	06392	0	COMPAS, INC.	OUTSTANDING
394182	S	\$36.00	12/04/09	00016	1817	CUB SCOUT PACK 239	OUTSTANDING
394183	S	\$64.79	12/04/09	16920	0	DETLING, AMY	OUTSTANDING
394184	S	\$100.00	12/04/09	04069	2	EAGAN DANCE TEAM BOOSTER	OUTSTANDING
394185	S	\$114.00	12/04/09	03981	1	ECKROTH MUSIC	OUTSTANDING
394186	S	\$234.00	12/04/09	01006	1	EDINA HIGH SCHOOL	OUTSTANDING
394187	S	\$2275.00	12/04/09	26906	0	EXTREME ATHLETICS, LLC	OUTSTANDING
394188	S	\$81.18	12/04/09	E5682	0	FECKE, KAY L	OUTSTANDING
394189	S	\$101.36	12/04/09	E4110	0	GOETZ, DEBORAH E	OUTSTANDING
394190	S	\$677.84	12/04/09	15999	0	GRIFFITHS, ROBERT	OUTSTANDING
394191	S	\$382.00	12/04/09	26901	0	HAMANN, LATASHA	OUTSTANDING
394192	S	\$353.92	12/04/09	E8737	0	HAMMES, TIMOTHY	OUTSTANDING
394193	S	\$25.27	12/04/09	13681	0	HANSEN, SARAH	OUTSTANDING
394194	S	\$100.00	12/04/09	22221	0	HARRIS, ROB	OUTSTANDING
394195	S	\$75.00	12/04/09	E8678	0	HARTMAN, THOMAS P	OUTSTANDING
394196	S	\$32.20	12/04/09	15522	0	HERBY, BETH ANN	OUTSTANDING
394197	S	\$37.40	12/04/09	10142	0	HOLCOMBE, SARA J	OUTSTANDING
394198	S	\$620.73	12/04/09	13202	0	HRIMNAK, SANDI J	OUTSTANDING
394199	S	\$264.09	12/04/09	26918	0	IMB DISTRIBUTION	OUTSTANDING
394200	S	\$239.13	12/04/09	02483	0	INTEGRA TELECOM	OUTSTANDING
394201	S	\$50.00	12/04/09	24907	0	JONES, STEVE	OUTSTANDING
394202	S	\$33.67	12/04/09	10293	0	JOOSTEN, NANCY E	OUTSTANDING
394203	S	\$2264.00	12/04/09	26919	0	KEILTY, BILL, ED. D.	OUTSTANDING
394204	S	\$11.48	12/04/09	14479	0	KIBLER, JEANNE	OUTSTANDING
394205	S	\$90.00	12/04/09	02673	4	LAKEVILLE HIGH SCHOOL DANCE TEAM	OUTSTANDING
394206	S	\$100.00	12/04/09	05784	0	LIND, ROGER	OUTSTANDING
394207	S	\$263.16	12/04/09	10819	0	MAIDMENT, LORI	OUTSTANDING
394208	S	\$52.25	12/04/09	15476	0	MARCHESSAULT, PATRICK	OUTSTANDING
394209	S	\$62.00	12/04/09	08647	0	MARSHALL, JAMES	OUTSTANDING

33

CHECK #	TYPE	CHECK AMT	CHECK DATE	VENDOR #	ADDRS #	VENDOR NAME	CHECK STATUS
394210	S	\$64.25	12/04/09	12901	0	MCCUE, SHELLI	OUTSTANDING
394211	S	\$936.76	12/04/09	21706	1	MCGRAW-HILL COMPANIES	OUTSTANDING
394212	S	\$115.00	12/04/09	21638	0	MCLAUGHLIN, JERRY	OUTSTANDING
394213	S	\$1014.00	12/04/09	08315	0	MEADOW GREEN LAWN & LANDSCAPE	OUTSTANDING
394214	S	\$154.36	12/04/09	04333	1	MEDCO COMPANY	OUTSTANDING
394215	S	\$60.00	12/04/09	26916	0	MEDFORD WRESTLING BOOSTERS	OUTSTANDING
394216	S	\$70.57	12/04/09	16022	0	MEEK, GRETCHEN	OUTSTANDING
394217	S	\$675.00	12/04/09	08865	5	METRO ECSU	OUTSTANDING
394218	S	\$8.65	12/04/09	00001	1052	MITCHELL, SHAMICA	OUTSTANDING
394219	S	\$150.00	12/04/09	22397	0	MN BOARD OF SCHOOL ADMINISTRATORS	OUTSTANDING
394220	S	\$118.75	12/04/09	09215	0	MN CHILDREN'S MUSEUM	OUTSTANDING
394221	S	\$13.20	12/04/09	15133	0	MOBERG, CARLENE	OUTSTANDING
394222	S	\$75.00	12/04/09	15815	0	MOSSER, DAWN	OUTSTANDING
394223	S	\$100.00	12/04/09	07754	0	MOUNDS VIEW HIGH SCHOOL	OUTSTANDING
394224	S	\$99.83	12/04/09	14612	0	MULLINS, CYNTHIA	OUTSTANDING
394225	S	\$80.00	12/04/09	22324	0	MULTILINGUAL WORD, INC.	OUTSTANDING
394226	S	\$149.90	12/04/09	26799	0	NICKLASSON ATHLETIC COMPANY INC	OUTSTANDING
394227	S	\$652.65	12/04/09	02489	1	OFFICE DEPOT COMPANY	OUTSTANDING
394228	S	\$85.00	12/04/09	24845	0	OHLUND, KATIE	OUTSTANDING
394229	S	\$97.63	12/04/09	14964	0	PARENT, ANDREA J	OUTSTANDING
394230	S	\$49.96	12/04/09	16287	0	PERALTA, NANCY	OUTSTANDING
394231	S	\$56.98	12/04/09	26290	0	PERFORMANCE APPAREL, LLC	OUTSTANDING
394232	S	\$75.00	12/04/09	24825	0	PETTIT, ADAM	OUTSTANDING
394233	S	\$75.00	12/04/09	24229	0	PETTIT, BRIGETTE	OUTSTANDING
394234	S	\$100.00	12/04/09	20649	0	PIRAM, GARY	OUTSTANDING
394235	S	\$30.80	12/04/09	12351	0	PORTER, JANICE	OUTSTANDING
394236	S	\$35.25	12/04/09	15699	0	PORTO, TAMERA	OUTSTANDING
394237	S	\$75.00	12/04/09	16712	0	QUAST, LUCIA	OUTSTANDING
394238	S	\$28.49	12/04/09	E7284	0	QUIRK, KATHLEEN M	OUTSTANDING
394239	S	\$10936.48	12/04/09	09329	1	REGENTS OF THE UNIVERSITY OF MINNESOTA	OUTSTANDING
394240	S	\$400.00	12/04/09	12857	0	RYAN, JARROD	OUTSTANDING
394241	S	\$100.00	12/04/09	24948	0	SACHS, JON	OUTSTANDING
394242	S	\$280.00	12/04/09	26289	0	SALGADO-LANDA, NOE	OUTSTANDING
394243	S	\$4606.44	12/04/09	09588	0	SAVAGE, CITY OF	OUTSTANDING
394244	S	\$2208.00	12/04/09	09331	0	SCHMITTY & SONS SCHOOL BUSES, INC.	OUTSTANDING
394245	S	\$50.25	12/04/09	04232	1	SCHOOL SPECIALTY INC.	OUTSTANDING
394246	S	\$1163.04	12/04/09	26920	0	SCHROEDER, LORIE	OUTSTANDING
394247	S	\$78.95	12/04/09	13438	0	SCHWEIM, ROBERT W	OUTSTANDING
394248	S	\$83.66	12/04/09	E7827	0	SEARS, MARGARET L	OUTSTANDING
394249	S	\$204.60	12/04/09	E4356	0	SIMON, GLENN D.	OUTSTANDING
394250	S	\$13.20	12/04/09	16673	0	SOLLIN, NATHAN	OUTSTANDING
394251	S	\$111.44	12/04/09	22907	1	SOLUTIONS4SURE.COM, INC.	OUTSTANDING
394252	S	\$47.47	12/04/09	E0806	0	SOMMERSTAD, PATRICIA ANN	OUTSTANDING
394253	S	\$528.00	12/04/09	20876	0	SPEECH ON THE GO, LLC	OUTSTANDING
394254	S	\$100.00	12/04/09	03458	2	ST. OLAF COLLEGE CROSS COUNTRY	OUTSTANDING
394255	S	\$51.84	12/04/09	12439	0	STACHOWSKI, SUSAN C	OUTSTANDING
394256	S	\$125.00	12/04/09	00060	0	STRAND, JIM	OUTSTANDING
394257	S	\$236.26	12/04/09	00321	0	SUN NEWSPAPERS	OUTSTANDING
394258	S	\$49.98	12/04/09	26815	1	SUPER WAREHOUSE GOV ENTERPRISES INC	OUTSTANDING
394259	S	\$80.00	12/04/09	25925	0	SZCZECK, STEVE	OUTSTANDING
394260	S	\$6137.50	12/04/09	21008	0	T.L.C. SPECIAL TRANSPORTATION, INC.	OUTSTANDING
394261			12/04/09	21008	0	UNISSUED	UNISSUED

CHECK #	TYPE	CHECK AMT	CHECK DATE	VENDOR #	ADDRS #	VENDOR NAME	CHECK STATUS
394262	S	\$37.40	12/04/09	13156	0	THOM, ANGELA J.	OUTSTANDING
394263	S	\$75.00	12/04/09	11948	0	TOELLER, SANDRA	OUTSTANDING
394264	S	\$48.80	12/04/09	04060	0	TRANS-MISSISSIPPI BIOLOGICAL SUPPLY	OUTSTANDING
394265	S	\$263.16	12/04/09	16086	0	TUMA, ANGELA	OUTSTANDING
394266	S	\$891.00	12/04/09	26909	0	UMBRIA PIZZA	OUTSTANDING
394267	S	\$55.17	12/04/09	04172	0	UNITED PARCEL SERVICE	OUTSTANDING
394268	S	\$260.00	12/04/09	08798	9	UNIVERSITY OF MINNESOTA SPIRIT SQUADS	OUTSTANDING
394269	S	\$9653.26	12/04/09	20007	0	WASTE MANAGEMENT	OUTSTANDING
394270	S	\$28.11	12/04/09	16914	0	WEIR ALDAHL, ALBERTA	OUTSTANDING
394271	S	\$66098.89	12/04/09	23715	0	WELLS FARGO BANK - REMITTANCE CENTER	OUTSTANDING
394272	S	\$71.50	12/04/09	13905	0	WENDLING, PAULA	OUTSTANDING
394273	S	\$120.36	12/04/09	20422	0	WENDORF, VERN	OUTSTANDING
394274	S	\$10.00	12/04/09	04435	0	WEST MUSIC COMPANY	OUTSTANDING
394275	S	\$67.99	12/04/09	14144	0	WESTERHOUSE, BETH	OUTSTANDING
394276	S	\$103.73	12/04/09	16543	0	WILLIAMS, ROXANNE	OUTSTANDING
394277	S	\$61.55	12/04/09	16831	0	WRIGHT, KEVIN	OUTSTANDING
394278	S	\$184.00	12/04/09	04451	1	XEROX CORPORATION	OUTSTANDING
394279	S	\$748.14	12/04/09	04451	6	XEROX CORPORATION	OUTSTANDING
394280	S	\$18731.85	12/04/09	04451	9	XEROX CORPORATION	OUTSTANDING
394281	S	\$136.40	12/04/09	15899	0	ZEMPEL, LAURA	OUTSTANDING
394282	S	\$210.60	12/08/09	21004	1	ADAMS BOOK COMPANY	OUTSTANDING
394283	S	\$330.00	12/08/09	26310	0	ADEM, ABDULRAHMAN A.	OUTSTANDING
394284	S	\$24.00	12/08/09	26940	0	AKWAY, OCHAUNG	OUTSTANDING
394285	S	\$25.00	12/08/09	00000	314	ALEXANDER, KEESHA	OUTSTANDING
394286	S	\$36.92	12/08/09	E9569	0	ANDREWS, DONNA	OUTSTANDING
394287	S	\$41.96	12/08/09	15920	0	ARPS, DIANE	OUTSTANDING
394288	S	\$380.00	12/08/09	22108	0	AYAQUICA, SHERI	OUTSTANDING
394289	S	\$65.00	12/08/09	26939	0	BACKLUND, EMILY	OUTSTANDING
394290	S	\$25.52	12/08/09	00016	1690	BALLARD, EILEEN	OUTSTANDING
394291	S	\$65.00	12/08/09	26938	0	BALLENSKY, AMANDA	OUTSTANDING
394292	S	\$313.81	12/08/09	16876	0	BARTLE, WHITNEY	OUTSTANDING
394293	S	\$175.45	12/08/09	03931	0	BERRY COFFEE COMPANY	OUTSTANDING
394294	S	\$8.20	12/08/09	05712	0	BIRT, JEROME OR DEBRA	OUTSTANDING
394295	S	\$59.00	12/08/09	13411	0	BRINKMAN, CAROLE I	OUTSTANDING
394296	S	\$440.00	12/08/09	03690	1	BURNSVILLE WRESTLING BOOSTER CLUB	OUTSTANDING
394297	S	\$300.34	12/08/09	03866	0	CONTINENTAL CLAY COMPANY	OUTSTANDING
394298	S	\$240.00	12/08/09	25919	0	CORDOVA-MORALES, LETICIA	OUTSTANDING
394299	S	\$82.29	12/08/09	00502	0	CORNERSTONE COPY CENTER	OUTSTANDING
394300	S	\$84.00	12/08/09	22013	0	CUSTOM WATER WORKS	OUTSTANDING
394301	S	\$100.00	12/08/09	07857	1	DAKOTA COUNTY COURT ADMINISTRATOR	OUTSTANDING
394302	S	\$42.00	12/08/09	03888	0	DAMMEYER, ERIC	OUTSTANDING
394303	S	\$315.00	12/08/09	20524	0	DEWALD, RINA C.	OUTSTANDING
394304	S	\$65.00	12/08/09	26936	0	DIRKSEN, BECKY	OUTSTANDING
394305	S	\$114.50	12/08/09	26331	0	EDUCATION TO GO	OUTSTANDING
394306	S	\$278.74	12/08/09	15808	0	ESPINOZA, CYNTHIA	OUTSTANDING
394307	S	\$291.50	12/08/09	05087	1	FAIRBANKS SCALES, INC.	OUTSTANDING
394308	S	\$42.50	12/08/09	26935	0	FEIDT, MELISSA	OUTSTANDING
394309	S	\$119.60	12/08/09	00691	0	FRONTIER AG & TURF	OUTSTANDING
394310	S	\$65.00	12/08/09	26934	0	FUY, JENNIFER	OUTSTANDING
394311	S	\$1140.00	12/08/09	26922	0	GAME WORLD	OUTSTANDING
394312	S	\$90.20	12/08/09	E7399	0	GILES-THEIS, SHARON M	OUTSTANDING
394313	S	\$996.00	12/08/09	02086	0	GLEWWE DOORS, INC.	OUTSTANDING

CHECK #	TYPE	CHECK AMT	CHECK DATE	VENDOR #	ADDRS #	VENDOR NAME	CHECK STATUS
394314	S	\$147.00	12/08/09	21252	0	HARMER, MARY	OUTSTANDING
394315	S	\$115.00	12/08/09	26933	0	HART, LISA	OUTSTANDING
394316	S	\$180.00	12/08/09	26803	0	HASSAN, RAHMA	OUTSTANDING
394317	S	\$60.00	12/08/09	26352	0	HAWLEY, ELIZABETH	OUTSTANDING
394318	S	\$44.22	12/08/09	15977	0	HEIM, WILLIAM	OUTSTANDING
394319	S	\$69.41	12/08/09	12300	0	HENDERSON, JUDY	OUTSTANDING
394320	S	\$125.00	12/08/09	26932	0	HOFER, MIK	OUTSTANDING
394321	S	\$50.00	12/08/09	26931	0	HOLLENBECK, BRAD	OUTSTANDING
394322	S	\$75.00	12/08/09	00000	315	JANISCH, ANN	OUTSTANDING
394323	S	\$59.00	12/08/09	00000	1229	JENNINGS, VERNA	OUTSTANDING
394324	S	\$32.50	12/08/09	26930	0	JOHNSON, KADEE	OUTSTANDING
394325	S	\$118.00	12/08/09	00016	1530	JORDAN, JOYCE	OUTSTANDING
394326	S	\$61.52	12/08/09	16004	0	JORGENSEN, SHANNON	OUTSTANDING
394327	S	\$75.00	12/08/09	25881	0	KANDAKAI, PATRICIA	OUTSTANDING
394328	S	\$50.00	12/08/09	E8797	0	KNOTT, KELLY S	OUTSTANDING
394329	S	\$60.00	12/08/09	22010	0	KREMER, SEVERA E.	OUTSTANDING
394330	S	\$757.50	12/08/09	E9244	0	LANGE, LINDA L	OUTSTANDING
394331	S	\$59.00	12/08/09	00000	9163	LARSON, GINA	OUTSTANDING
394332	S	\$65.00	12/08/09	26929	0	LINDEMANN, LISA	OUTSTANDING
394333	S	\$567.29	12/08/09	26671	0	LS PIZZA SHACK	OUTSTANDING
394334	S	\$65.00	12/08/09	26923	0	MASON, TERRI	OUTSTANDING
394335	S	\$85.00	12/08/09	26924	0	MCKINNEY, VALISA	OUTSTANDING
394336	S	\$345.00	12/08/09	09203	0	MCPHILLIPS BROS ROOFING COMPANY	OUTSTANDING
394337	S	\$140.00	12/08/09	25868	0	METZ, REBECCA	OUTSTANDING
394338	S	\$107.00	12/08/09	08539	0	MEUWISSEN, ROSE MARIE	OUTSTANDING
394339	S	\$1010.00	12/08/09	03814	0	MN COMMUNITY EDUCATION ASSOCIATION	OUTSTANDING
394340	S	\$43.95	12/08/09	04992	3	MONARCH WATCH	OUTSTANDING
394341	S	\$210.50	12/08/09	22324	0	MULTILINGUAL WORD, INC.	OUTSTANDING
394342	S	\$32.50	12/08/09	26925	0	MUNN, LAURA	OUTSTANDING
394343	S	\$99.00	12/08/09	25629	0	NATIONAL FORENSIC LEAGUE	OUTSTANDING
394344	S	\$152.22	12/08/09	15112	0	NELSON, TARA A	OUTSTANDING
394345	S	\$85.00	12/08/09	26926	0	NOVACEK, MARIA	OUTSTANDING
394346	S	\$216.00	12/08/09	02467	0	NOVAK, JANICE S.	OUTSTANDING
394347	S	\$29.12	12/08/09	02489	1	OFFICE DEPOT COMPANY	OUTSTANDING
394348	S	\$1156.00	12/08/09	26086	0	ORKIN COMMERCIAL SERVICES	OUTSTANDING
394349	S	\$59.00	12/08/09	00000	8730	PALM, JOANN	OUTSTANDING
394350	S	\$100.00	12/08/09	11417	0	PAUL, PATTI M	OUTSTANDING
394351	S	\$7038.13	12/08/09	02781	5	QWEST	OUTSTANDING
394352	S	\$118.00	12/08/09	00000	316	RASOLKO, ALEKSANDR	OUTSTANDING
394353	S	\$59.00	12/08/09	00000	9323	ROBERTSON, JAN	OUTSTANDING
394354	S	\$85.00	12/08/09	26937	0	SCHNEIDER-KRUMPUS, FRANZI	OUTSTANDING
394355	S	\$951.00	12/08/09	22278	0	SCHOOLFINANCES.COM, INC	OUTSTANDING
394356	S	\$344.19	12/08/09	16695	0	SCHWAB, MICHELLE	OUTSTANDING
394357	S	\$22.82	12/08/09	26942	0	SENG, BARBARA	OUTSTANDING
394358	S	\$160.00	12/08/09	14881	0	SEVERSON, LAUREL	OUTSTANDING
394359	S	\$9706.94	12/08/09	23848	0	SFM	OUTSTANDING
394360	S	\$59.00	12/08/09	00000	9324	SMITH, JOYCE	OUTSTANDING
394361	S	\$1500.00	12/08/09	26921	0	SOUTH SUBURAN CONFERNCE	OUTSTANDING
394362	S	\$456.00	12/08/09	25672	0	SPECIAL DELIVERY OF MINNESOTA, INC	OUTSTANDING
394363	S	\$146.80	12/08/09	26941	0	TILLMAN, MICHAEL L.	OUTSTANDING
394364	S	\$202.50	12/08/09	25679	0	TOAY, GRETCHEN	OUTSTANDING
394365	S	\$60.00	12/08/09	24968	0	TRANG, KRISTINE	OUTSTANDING

CHECK #	TYPE	CHECK AMT	CHECK DATE	VENDOR #	ADDRS #	VENDOR NAME	CHECK STATUS
394366	S	\$115.00	12/08/09	26927	0	TUTEWOHL, MISSY	OUTSTANDING
394367	S	\$33.18	12/08/09	04172	0	UNITED PARCEL SERVICE	OUTSTANDING
394368	S	\$246.85	12/08/09	04417	1	US FOODSERVICE	OUTSTANDING
394369	S	\$1225.00	12/08/09	04195	1	VIKING AUTOMATIC SPRINKLER COMPANY	OUTSTANDING
394370	S	\$42.50	12/08/09	26928	0	WAGNER, LOIS	OUTSTANDING
394371	S	\$184.00	12/08/09	04451	1	XEROX CORPORATION	OUTSTANDING
394372	S	\$119.00	12/08/09	00000	313	YOHNK, ANNEMARIE	OUTSTANDING
394373	S	\$55.00	12/11/09	01118	0	ABLENET, INC.	OUTSTANDING
394374	S	\$345.30	12/11/09	00017	0	AIM ELECTRONICS, INC.	OUTSTANDING
394375	S	\$255.00	12/11/09	22755	0	ALTARE SIGNS	OUTSTANDING
394376	S	\$66.67	12/11/09	26755	0	ARAMARK UNIFORM SERVICES	OUTSTANDING
394377			12/11/09	26755	0	UNISSUED	UNISSUED
394378	S	\$838.02	12/11/09	05941	1	ASPEN EQUIPMENT CO.	OUTSTANDING
394379	S	\$1950.91	12/11/09	00386	1	BARNES & NOBLE INC	OUTSTANDING
394380	S	\$175.75	12/11/09	26908	0	BEHAVIORAL DYNAMICS, INC.	OUTSTANDING
394381	S	\$254.35	12/11/09	21653	0	BEYOND PLAY, LLC	OUTSTANDING
394382	S	\$7223.35	12/11/09	00477	0	BIX PRODUCE COMPANY	OUTSTANDING
394383			12/11/09	00477	0	UNISSUED	UNISSUED
394384			12/11/09	00477	0	UNISSUED	UNISSUED
394385			12/11/09	00477	0	UNISSUED	UNISSUED
394386			12/11/09	00477	0	UNISSUED	UNISSUED
394387			12/11/09	00477	0	UNISSUED	UNISSUED
394388	S	\$201.99	12/11/09	00396	1	BRODART COMPANY	OUTSTANDING
394389	S	\$360.47	12/11/09	00399	1	BRODHEAD GARRETT	OUTSTANDING
394390	S	\$625.00	12/11/09	00673	0	BURNSVILLE, CITY OF	OUTSTANDING
394391	S	\$474.00	12/11/09	00529	1	CAROLINA BIOLOGICAL SUPPLY COMPANY	OUTSTANDING
394392	S	\$71.84	12/11/09	25513	1	CHURCH OFFSET PRINTING, INC.	OUTSTANDING
394393	S	\$264.88	12/11/09	00686	1	CLARK PRODUCTS, INC.	OUTSTANDING
394394	S	\$106.41	12/11/09	20688	2	CLASSROOMDIRECT	OUTSTANDING
394395	S	\$132.45	12/11/09	00552	1	CONNEY SAFETY PRODUCTS	OUTSTANDING
394396	S	\$2923.87	12/11/09	00502	0	CORNERSTONE COPY CENTER	OUTSTANDING
394397	S	\$588.00	12/11/09	22013	0	CUSTOM WATER WORKS	OUTSTANDING
394398	S	\$7546.06	12/11/09	00279	0	D.S.D., INC.	OUTSTANDING
394399			12/11/09	00279	0	UNISSUED	UNISSUED
394400			12/11/09	00279	0	UNISSUED	UNISSUED
394401	S	\$539.97	12/11/09	00389	0	DAVANNIS PIZZA	OUTSTANDING
394402	S	\$168.00	12/11/09	03820	0	DESIGN FLAGS & FLAGPOLES	OUTSTANDING
394403	S	\$34.89	12/11/09	09859	1	DISCOUNT SCHOOL SUPPLY	OUTSTANDING
394404	S	\$467.44	12/11/09	00605	0	DOYLE SECURITY PRODUCTS	OUTSTANDING
394405	S	\$109.00	12/11/09	03317	1	DYNAVOX SYSTEMS LLC	OUTSTANDING
394406	S	\$258.00	12/11/09	08316	1	DYNAVOX/MAYER-JOHNSON	OUTSTANDING
394407	S	\$100.00	12/11/09	01049	1	EAGAN, CITY OF	OUTSTANDING
394408	S	\$115.84	12/11/09	01064	0	EARL F. ANDERSEN & ASSOC., INC	OUTSTANDING
394409	S	\$234.73	12/11/09	24037	1	EARLY CHILDHOOD MANUFACTURERS' DIRECT	OUTSTANDING
394410	S	\$320.00	12/11/09	01078	0	ELECTRO WATCHMAN, INC.	OUTSTANDING
394411	S	\$364.18	12/11/09	23953	0	ELECTRONIC COMMUNICATION SYSTEMS, INC.	OUTSTANDING
394412	S	\$482.30	12/11/09	26178	1	ELECTRONIX EXPRESS	OUTSTANDING
394413	S	\$386.00	12/11/09	23645	0	ESTR PUBLICATIONS	OUTSTANDING
394414	S	\$51.75	12/11/09	25101	0	ETC PUBLICATIONS, LLC	OUTSTANDING
394415	S	\$21.50	12/11/09	02995	0	FAST SIGNS	OUTSTANDING
394416	S	\$315.89	12/11/09	23054	1	FASTENAL	OUTSTANDING
394417	S	\$6412.78	12/11/09	08698	1	FERGUSON ENTERPRISES # 1657	OUTSTANDING

CHECK #	TYPE	CHECK AMT	CHECK DATE	VENDOR #	ADDRS #	VENDOR NAME	CHECK STATUS
394418			12/11/09	08698	0	UNISSUED	UNISSUED
394419	S	\$211723.61	12/11/09	03328	0	FIRST STUDENT, INC.	OUTSTANDING
394420	S	\$245.00	12/11/09	06690	1	FIRST TECH COMPUTER	OUTSTANDING
394421	S	\$222.73	12/11/09	01231	0	FLINN SCIENTIFIC, INC.	OUTSTANDING
394422	S	\$998.00	12/11/09	06007	0	FLOYD TOTAL SECURITY	OUTSTANDING
394423	S	\$30.29	12/11/09	01457	1	GOODIN COMPANY	OUTSTANDING
394424	S	\$812.78	12/11/09	01458	1	GOPHER	OUTSTANDING
394425	S	\$3346.47	12/11/09	24927	1	GOV CONNECTION, INC.	OUTSTANDING
394426	S	\$2198.17	12/11/09	04387	1	GRAINGER	OUTSTANDING
394427			12/11/09	04387	0	UNISSUED	UNISSUED
394428	S	\$465.64	12/11/09	25477	0	GRAPHIC EDGE, INC.	OUTSTANDING
394429	S	\$371.25	12/11/09	01478	1	GRAYBAR ELECTRIC COMPANY, INC.	OUTSTANDING
394430	S	\$722.00	12/11/09	03299	0	GREG LARSON SPORTS, INC.	OUTSTANDING
394431	S	\$190.00	12/11/09	00575	0	GROTH MUSIC COMPANY	OUTSTANDING
394432	S	\$442.00	12/11/09	01641	0	H&B SPECIALIZED PRODUCTS, INC.	OUTSTANDING
394433	S	\$9183.00	12/11/09	01774	1	HALDEMAN-HOMME, INC.	OUTSTANDING
394434	S	\$93.49	12/11/09	00862	3	HERFF JONES, INC.	OUTSTANDING
394435	S	\$457.00	12/11/09	21184	1	HEWLETT-PACKARD COMPANY	OUTSTANDING
394436	S	\$382.20	12/11/09	09046	0	HI TECH REFRIGERATION	OUTSTANDING
394437	S	\$34.10	12/11/09	01729	4	HIGHSMITH	OUTSTANDING
394438	S	\$164.93	12/11/09	09318	1	HILLYARD INC - MINNEAPOLIS	OUTSTANDING
394439	S	\$570.49	12/11/09	04818	0	HORIZON COMMERCIAL POOL SUPPLY	OUTSTANDING
394440	S	\$49.68	12/11/09	24274	1	INNOVATIVE OFFICE SOLUTIONS	OUTSTANDING
394441	S	\$128.50	12/11/09	01896	0	INSTRUMENTALIST COMPANY, THE	OUTSTANDING
394442	S	\$228.00	12/11/09	25425	0	INTA JUICE	OUTSTANDING
394443	S	\$75.36	12/11/09	03754	1	INTERSTATE POWER SYSTEMS, INC.	OUTSTANDING
394444	S	\$375.00	12/11/09	08955	0	KELLEHER, HELMRICH AND ASSOCIATES	OUTSTANDING
394445	S	\$148.74	12/11/09	02203	0	LAKESHORE LEARNING MATERIALS	OUTSTANDING
394446	S	\$1035.00	12/11/09	26821	0	LARUE COFFEE	OUTSTANDING
394447	S	\$2088.00	12/11/09	26151	0	LIGHTSPEED TECHNOLOGIES, INC.	OUTSTANDING
394448	S	\$3096.83	12/11/09	02196	0	MACKIN BOOK COMPANY	OUTSTANDING
394449	S	\$1238.73	12/11/09	06563	1	MCGRAW-HILL COMPANIES	OUTSTANDING
394450	S	\$104.21	12/11/09	21706	1	MCGRAW-HILL COMPANIES	OUTSTANDING
394451	S	\$496.50	12/11/09	08315	0	MEADOW GREEN LAWN & LANDSCAPE	OUTSTANDING
394452	S	\$725.71	12/11/09	02395	0	MENARDS	OUTSTANDING
394453			12/11/09	02395	0	UNISSUED	UNISSUED
394454	S	\$69.50	12/11/09	26905	0	MINDSTEPS, INC.	OUTSTANDING
394455	S	\$1845.00	12/11/09	09509	2	MINITEX	OUTSTANDING
394456	S	\$59.44	12/11/09	04961	0	MINVALCO, INC.	OUTSTANDING
394457	S	\$3198.63	12/11/09	03544	2	MULTI SERVICE CORPORATION	OUTSTANDING
394458	S	\$757.85	12/11/09	03519	0	NAPA, SAVAGE PARTS SERVICE	OUTSTANDING
394459			12/11/09	03519	0	UNISSUED	UNISSUED
394460	S	\$611.10	12/11/09	03091	4	NCS PEARSON INC	OUTSTANDING
394461	S	\$477.96	12/11/09	02858	3	NEFF MOTIVATION, INC.	OUTSTANDING
394462	S	\$114.16	12/11/09	01197	1	NEXT DAY GOURMET	OUTSTANDING
394463	S	\$826.00	12/11/09	26799	0	NICKLASSON ATHLETIC COMPANY INC	OUTSTANDING
394464	S	\$3333.16	12/11/09	02765	0	NORCOSTCO, INC.	OUTSTANDING
394465	S	\$1795.00	12/11/09	02489	1	OFFICE DEPOT COMPANY	OUTSTANDING
394466			12/11/09	02489	0	UNISSUED	UNISSUED
394467			12/11/09	02489	0	UNISSUED	UNISSUED
394468	S	\$127.32	12/11/09	03123	0	PAPCO	OUTSTANDING
394469	S	\$229.89	12/11/09	09295	0	PCI EDUCATIONAL PUBLISHING	OUTSTANDING

38

CHECK #	TYPE	CHECK AMT	CHECK DATE	VENDOR #	ADDRS #	VENDOR NAME	CHECK STATUS
394470	S	\$400.95	12/11/09	03219	1	PEPSI-COLA COMPANY	OUTSTANDING
394471	S	\$203.50	12/11/09	03073	1	PRO-ED	OUTSTANDING
394472	S	\$2316.50	12/11/09	21744	0	QUALITY AIR MECHANICAL, INC.	OUTSTANDING
394473	S	\$148.50	12/11/09	21851	0	RED WING SHOE STORE	OUTSTANDING
394474	S	\$1518.33	12/11/09	23373	1	ROSE BRAND WIPERS INC	OUTSTANDING
394475	S	\$8205.00	12/11/09	26907	0	S&S SPECIALISTS	OUTSTANDING
394476	S	\$815.92	12/11/09	03578	1	SCHOLASTIC, INC.	OUTSTANDING
394477	S	\$1300.75	12/11/09	04232	1	SCHOOL SPECIALTY INC.	OUTSTANDING
394478	S	\$472.27	12/11/09	03745	1	SHERWIN-WILLIAMS	OUTSTANDING
394479	S	\$311.57	12/11/09	03472	2	SHIFFLER EQUIPMENT SALES INC	OUTSTANDING
394480	S	\$503.50	12/11/09	02217	1	SIEMENS BUILDING TECHNOLOGIES, INC.	OUTSTANDING
394481	S	\$3285.92	12/11/09	22020	0	SPHERION CORPORATION	OUTSTANDING
394482	S	\$35.91	12/11/09	03640	1	STAPLES ADVANTAGE	OUTSTANDING
394483	S	\$4855.20	12/11/09	26005	1	STUDY ISLAND, LLC	OUTSTANDING
394484	S	\$1208.33	12/11/09	23998	1	SUMMIT FOOD EQUIPMENT SERVICE, INC	OUTSTANDING
394485	S	\$529.00	12/11/09	04664	0	SUMMIT PRINT COPY AND MAIL SERVICE	OUTSTANDING
394486	S	\$361.47	12/11/09	23331	1	TEACHERS DISCOUNT	OUTSTANDING
394487	S	\$678.20	12/11/09	02899	0	TESSMAN COMPANY	OUTSTANDING
394488	S	\$229.00	12/11/09	24955	1	THERMO-DYNE, INC.	OUTSTANDING
394489	S	\$1139.00	12/11/09	00826	1	TIERNEY BROTHERS, INC.	OUTSTANDING
394490	S	\$112.00	12/11/09	01237	0	TOYS FOR SPECIAL CHILDREN, INC.	OUTSTANDING
394491	S	\$54.30	12/11/09	04060	0	TRANS-MISSISSIPPI BIOLOGICAL SUPPLY	OUTSTANDING
394492	S	\$6677.50	12/11/09	03802	0	TRIO SUPPLY	OUTSTANDING
394493			12/11/09	03802	0	UNISSUED	UNISSUED
394494	S	\$52151.02	12/11/09	04417	1	US FOODSERVICE	OUTSTANDING
394495			12/11/09	04417	0	UNISSUED	UNISSUED
394496			12/11/09	04417	0	UNISSUED	UNISSUED
394497			12/11/09	04417	0	UNISSUED	UNISSUED
394498			12/11/09	04417	0	UNISSUED	UNISSUED
394499			12/11/09	04417	0	UNISSUED	UNISSUED
394500	S	\$78.00	12/11/09	09213	0	ZERO TO THREE	OUTSTANDING

TOTAL # OF ISSUED CHECKS: 925 TOTAL AMOUNT 1859496.54
 TOTAL # OF VOIDED CHECKS: 4 TOTAL AMOUNT 13813.97
 TOTAL # OF UNISSUED CHECKS: 90

INDEPENDENT SCHOOL DISTRICT 191
Burnsville-Eagan-Savage
Business Office

TO: Members of the School Board

FROM: Lisa K. Rider, Executive Director of Business Services

DATE: January 21, 2010

RE: Budget Analysis for the Month Ending November, 2009

RECOMMENDATION: That the Board accept the Budget Analysis for the Month ending November 30, 2009.

The October Budget Reports are presented for Board information and review. The reports indicate that year-to-date expenditures plus encumbrances in all funds total \$49,660,055.51 or 33.66% of the combined Adopted Budgets. Year-to-date revenue in all funds total \$42,519,168.62 or 32.43% of the combined Revised Budgets.

Additional financial reports and summaries to are provided to allow monthly monitoring of the budget. With respect to Revenue, we are furnishing two reports:

Revenue Summary By Fund
Revenue Summary By Source

Four expenditure reports are included in the board packet as follows:

Expenditure Summary By Fund
Expenditure By Object
Expenditure By Program
Expenditure By Building

All of the reports show last year's actual figures, this year's budget and this year's activity to date. Additional detail is available on request.

To assist the Board in monitoring monthly financial activity and to help identify budget-to-actual deviations, graphs have been developed as follows:

Cash and Investments By Month for Last year and Current year
General Fund Revenues Year-to-Date for Last year and Current year
All Funds Revenue Year-to-Date for Last year and Current year
General Fund Expenditures Year-to-Date for Last year and Current year
All Funds Expenditure Year-to-Date for Last year and Current year

All of the reports and graphs are presented on a monthly basis together with comments regarding identified deviations or unanticipated occurrences. I would be glad to answer any questions regarding these reports.

STATEMENT OF REVENUE

DIST 191 Burnsville-Eagan-Savage ISD191 ACCOUNTING PERIOD 11/01/09 TO 11/30/09

ACCT STATUS: Active and Next Year Accts ACCOUNT RANGES: 01 TO 99-999

ZERO BALANCES: Suppress Zero Balances

SORTED BY: ACCOUNT FD ORG

SUBTOTALLED BY: ACCOUNT FD

SERIES TOTALS: <None Selected>

PAGE BREAK ON: <None Selected>

FD	PRIOR YEAR ACTUAL	< REVISED BUDGET	11/01/09 11/30/09	FISCAL YEAR 200907 RECEIVED THRU 11/30/09	REMAINING ON 11/30/09	PERCENT REMAINING
01 GENERAL	131,901,249.98	107,211,600	5,854,390.27	35,667,576.49	71,544,023.51	66.73 %
02 FOOD SERVICE	4,781,180.27	4,414,207	476,614.66	1,312,607.17	3,101,599.83	70.26 %
04 COMMUNITY SERVICE	7,461,483.67	6,783,935	502,693.94	2,284,406.14	4,499,528.86	66.32 %
06 CAPITAL PROJECTS	2,498,711.89	1,800,239	824.38	555,724.53	1,244,514.47	69.13 %
07 DEBT SERVICE	6,440,179.37	7,148,156	1,428,153.29	2,365,915.84	4,782,240.16	66.90 %
4 08 FLEX BENEFIT FUND	867,174.96	925,000	91,934.30	250,006.47	674,993.53	72.97 %
09 SCHOLARSHIP FUND	56,471.78	28,500	0.00	540.00	27,960.00	98.10 %
10 PRIN EARLY RET INS FUND	47,103.03	46,325	3,976.58	11,929.74	34,395.26	74.24 %
11 RHEAUME EDUCATIONAL FUND	66.59	100	0.00	0.00	100.00	100.00 %
12 K ROGERS SCHOLARSHIP	71.44	0	0.00	0.00	0.00	0.00 %
15 CAFE	0.00	0	5,786.46	6,559.61	6,559.61-	0.00 %
20 ISF - DENTAL	909,850.84	963,330	0.00	0.00	963,330.00	100.00 %
21 ISF - POST RETIREMENT BENEFITS	540,856.09	1,772,229	0.00	0.00	1,772,229.00	100.00 %
22 ISF - HEALTH SELECT 105	467.49	0	0.00	0.00	0.00	0.00 %
25 OPEB REVOCABLE TRUST	19,098,824.17	0	57,896.05	63,902.63	63,902.63-	0.00 %

STATEMENT OF REVENUE

DIST 191 Burnsville-Eagan-Savage ISD191 ACCOUNTING PERIOD 11/01/09 TO 11/30/09

FD	PRIOR YEAR ACTUAL	REVIS	BUDGET	11/01/09	11/30/09	FISCAL YEAR 200907 RECEIVED THRU 11/30/09	REMAINING ON 11/30/09	PERCENT REMAINING
47	783,423.86	0	0.00	0.00	0.00		0.00	0.00 %
47 POST EMPLOYMENT BENEFITS								
*** REPORT TOTALS:	175,387,115.43	131,093,621	8,422,269.93	42,519,168.62			88,574,452.38	67.56 %

BURNSVILLE-EAGAN-SAVAGE

Independent School District 191

DISTRICT REVENUES

BY

SOURCE

WITHIN FUND

November, 2009

ACCT STATUS: Active and Next Year Accts ACCOUNT RANGES: 01 TO 99-999-999-999-999
 ZERO BALANCES: Suppress Zero Balances
 SORTED BY: ACCOUNT FD SRC
 SUBTOTALLED BY: ACCOUNT FD SRC
 SERIES TOTALS: <None Selected>
 PAGE BREAK ON: FUND

SRC FD	PRIOR YEAR ACTUAL	< - - - - - REVISED BUDGET	11/01/09 11/30/09	FISCAL YEAR 200907 RECEIVED THRU 11/30/09	REMAINING ON 11/30/09	PERCENT REMAINING
001 01	21,342,543.89	20,539,792	5,085,724.58	11,213,515.21	9,326,276.79	45.40 %
004	205,857.67	0	0.00	0.00	0.00	0.00 %
009	1,938,332.00	3,213,993	0.00	1,339,448.41	1,874,544.59	58.32 %
010	156,644.88	0	0.00	35,793.06	35,793.06-	0.00 %
019	954.84	0	0.00	3,739.61	3,739.61-	0.00 %
4 021	189,993.88	50,000	1,113.00	3,281.00	46,719.00	93.43 %
050	500,531.18	91,000	28,601.27	228,104.16	137,104.16-	150.66-%
060	191,108.99	143,600	18,427.74	76,243.38	67,356.62	46.90 %
071	138,958.95	30,000	6,773.78	47,522.23	17,522.23-	58.40-%
091	8.15	0	0.00	0.00	0.00	0.00 %
092	433,115.51	395,000	4,199.02	33,925.29	361,074.71	91.41 %
093	192,753.21	85,000	9,382.75	57,316.75	27,683.25	32.56 %
096	291,321.26	200,000	9,810.09	94,880.51	105,119.49	52.55 %
099	649,507.13	513,725	128,322.29	194,684.30	319,040.70	62.10 %
201	354,625.82	0	0.00	150,680.07	150,680.07-	0.00 %

SRC FD	PRIOR YEAR ACTUAL	REVISED BUDGET	11/01/09 11/30/09	FISCAL YEAR 200907 RECEIVED THRU 11/30/09	REMAINING ON 11/30/09	PERCENT REMAINING
211 01	64,921,543.50	63,441,319	0.00	15,355,578.41	48,085,740.59	75.79 %
211 GENERAL EDUCATION AID						
213	31,357.32	20,000	0.00	0.00	20,000.00	100.00 %
213 FND AID-SHARED TIME						
227	15,435.10	0	0.00	2,146.98	2,146.98-	0.00 %
227 ABATEMENT AID						
234	297,106.12	297,106	0.00	29,710.60	267,395.40	90.00 %
234 HOMESTEAD MKT VAL CREDIT						
258	3,237.51	3,237	0.00	323.71	2,913.29	89.99 %
258 STATE-OTHER CREDITS						
300	3,133,553.69	2,506,551	0.00	646,769.20	1,859,781.80	74.19 %
300 STATE AID & GRANTS						
360	12,005,527.79	11,774,734	0.00	4,045,571.39	7,729,162.61	65.64 %
360 STATE-SPECIAL ED						
369	9,329.68	10,000	0.00	6.00-	10,006.00	100.06 %
369 REVENUE FR OTH ST AGENCIES						
370	52,006.91	15,000	0.00	19,955.00	4,955.00-	33.03-%
370 MISC CFL/SBVTE						
400	4,093,613.80	3,712,935	545,565.78	2,012,953.31	1,699,981.69	45.78 %
400 FED AIDS & GRANTS						
405	90,148.18	68,608	6,494.37	6,494.37	62,113.63	90.53 %
405 FED AID THRU OTHER AGENCIES						
621	140,266.54	100,000	9,975.60	68,896.30	31,103.70	31.10 %
621 SALE OF MAT. PUR FOR RESALE						
631	17,926,553.16	0	0.00	0.00	0.00	0.00 %
631 SALE-OPEB BONDS						
649	2,595,313.32	0	0.00	0.00	0.00	0.00 %
649 TRANSFERS BETWEEN FUNDS						
*** 01 GENERAL	131,901,249.98	107,211,600	5,854,390.27	35,667,527.25	71,544,072.75	66.73 %

45

SRC FD	PRIOR YEAR ACTUAL	REVISED BUDGET	11/01/09 TO 11/30/09	FISCAL YEAR 200907 RECEIVED THRU 11/30/09	REMAINING ON 11/30/09	PERCENT REMAINING
092 INTEREST	13,713.19	18,000	0.00	0.00	18,000.00	100.00 %
099 MISC LOCAL REVENUE	17,927.80	0	200.00	976.22	976.22-	0.00 %
319 STATE-SCHOOL LUNCH	163,502.01	152,905	17,962.31	50,136.48	102,768.52	67.21 %
400 <DESC. NOT FOUND>	0.00	0	0.00	26,000.00	26,000.00-	0.00 %
471 FED SCHOOL LUNCH AID	227,523.62	225,450	27,398.25	74,917.25	150,532.75	66.76 %
472 FREE/REDUCED LUNCH AID	927,791.12	992,400	124,172.25	333,010.94	659,389.06	66.44 %
473 COMMODITY CASH REBATES	67,543.41	50,000	1,998.44	11,303.69	38,696.31	77.39 %
474 COMMODITY DIST PROG	152,074.84	100,000	0.00	0.00	100,000.00	100.00 %
475 SPECIAL MILK PROGRAM	6,710.66	4,855	189.44	1,187.04	3,667.96	75.55 %
476 FED SCH BREAKFAST PRG	284,194.59	281,900	33,099.48	84,064.64	197,835.36	70.17 %
601 SALES TO PUPILS	2,487,099.14	2,507,697	255,262.59	704,911.35	1,802,785.65	71.89 %
606 SALES TO ADULTS	49,506.40	48,800	4,503.20	12,084.80	36,715.20	75.23 %
608 SPEC FUNCTION-FOOD	122,908.60	32,200	11,148.70	12,734.76	19,465.24	60.45 %
622 SALE OF MATERIALS	526.10	0	0.00	0.00	0.00	0.00 %
624 SALE OF EQUIPMENT	0.00	0	680.00	1,280.00	1,280.00-	0.00 %
631 <DESC. NOT FOUND>	260,158.79	0	0.00	0.00	0.00	0.00 %
*** 02 FOOD SERVICE	4,781,180.27	4,414,207	476,614.66	1,312,607.17	3,101,599.83	70.26 %

46

SRC FD	PRIOR YEAR ACTUAL	REVISED BUDGET	11/01/09 11/30/09	FISCAL YEAR 200907 RECEIVED THRU 11/30/09	REMAINING ON 11/30/09	PERCENT REMAINING
001 04						
001 MAINTENANCE LEVY	732,476.36	775,917	184,352.51	360,349.57	415,567.43	53.55 %
009 FISCAL DISPARITIES	86,629.00	106,511	0.00	44,470.17	62,040.83	58.24 %
019 MISC LOCAL TAXES	91.81	0	0.00	0.00	0.00	0.00 %
040 TUITION FROM PATRONS	4,558,131.12	4,508,700	220,601.35	1,344,243.20	3,164,456.80	70.18 %
050 FEES	54,214.00	67,300	630.00	11,793.56	55,506.44	82.47 %
060 ADMISSIONS	3,684.60	2,750	0.00	1,139.91	1,610.09	58.54 %
092 INTEREST EARNINGS	12,723.49	5,000	0.13	0.79	4,999.21	99.98 %
47 093 RENT-SCHL FACILITIES	72,335.58	40,000	4,517.30	19,521.08	20,478.92	51.19 %
096 GIFTS & BEQUESTS	46,391.75	14,720	1,991.00	46,416.59	31,696.59	215.33 %
099 MISC LOCAL REVENUE	97,948.00	94,188	3,523.00	11,097.12	83,090.88	88.21 %
227 ABATEMENT AID	465.87	0	0.00	165.93	165.93	0.00 %
234 HOMESTEAD MKT VAL CREDIT	38,120.30	38,119	0.00	3,811.84	34,307.16	90.00 %
258 STATE-OTHER CREDITS	414.70	415	0.00	41.53	373.47	89.99 %
300 STATE-AID & GRANTS	923,993.08	771,738	720.00	338,249.91	433,488.09	56.17 %
301 NONPUBLIC AID	105,549.64	121,275	83,274.35	89,435.21	31,839.79	26.25 %
400 FED AID & GRANTS	43,466.50	55,671	0.00	0.00	55,671.00	100.00 %
477 CASH IN LIEU/COMMODY	580.96	500	0.00	0.00	500.00	100.00 %

SRC FD	PRIOR YEAR ACTUAL	< - - - - - REVISED BUDGET	FISCAL YEAR 200907		- - - - ->	
			11/01/09 11/30/09	RECEIVED THRU 11/30/09	REMAINING ON 11/30/09	PERCENT REMAINING
621 04						
621 MAT PUR FOR RESALE	12,950.58	12,240	3,084.30	13,669.73	1,429.73-	11.68-%
622 SALE OF MATERIALS	11,295.56	3,000	0.00	0.00	3,000.00	100.00 %
631 <DESC. NOT FOUND>	660,020.77	0	0.00	0.00	0.00	0.00 %
649 TRANSFER FROM OTH FD	0.00	165,891	0.00	0.00	165,891.00	100.00 %
*** 04 COMMUNITY SERVICE	7,461,483.67	6,783,935	502,693.94	2,284,406.14	4,499,528.86	66.32 %

SRC FD	PRIOR YEAR ACTUAL	REVISED BUDGET	FISCAL YEAR 200907		REMAINING ON 11/30/09	PERCENT REMAINING
			11/01/09 TO 11/30/09	RECEIVED THRU 11/30/09		
001 06	1,997,143.00	1,650,239	0.00	0.00	1,650,239.00	100.00 %
092 INTEREST EARNINGS	501,568.89	150,000	824.38	555,724.53	405,724.53	270.48-%
*** 06 CAPITAL PROJECTS	2,498,711.89	1,800,239	824.38	555,724.53	1,244,514.47	69.13 %

SRC FD	PRIOR YEAR ACTUAL	REVISED BUDGET	11/01/09 TO 11/30/09	FISCAL YEAR 200907 RECEIVED THRU 11/30/09	REMAINING ON 11/30/09	PERCENT REMAINING
001 07						
001 MAINTENANCE LEVY	5,445,543.72	5,945,078	1,409,361.55	1,903,523.17	4,041,554.83	67.98 %
009 FISCAL DISPARITIES	647,016.00	815,125	0.00	339,731.42	475,393.58	58.32 %
019 MISC LOCAL TAXES	446.89	0	0.00	0.00	0.00	0.00 %
092 INTEREST EARNINGS	59,221.30	100,000	0.00	0.00	100,000.00	100.00 %
234 HOMESTEAD MKT VAL CREDIT	284,847.24	284,849	18,791.74	120,085.27	164,763.73	57.84 %
258 STATE-OTHER CREDITS	3,104.22	3,104	0.00	2,575.98	528.02	17.01 %
*** 07 DEBT SERVICE	6,440,179.37	7,148,156	1,428,153.29	2,365,915.84	4,782,240.16	66.90 %

STATEMENT OF REVENUE

DIST 191 Burnsville-Eagan-Savage ISD191 ACCOUNTING PERIOD 11/01/09 TO 11/30/09

SRC FD	PRIOR YEAR ACTUAL	FISCAL YEAR 200907			REMAINING PERCENT	
		REVIS ED BUDGET	11/01/09 11/30/09	RECEIVED THRU 11/30/09	ON 11/30/09	REMAINING
099 08						
099 MISC LOCAL REVENUE	867,174.96	925,000	91,934.30	250,006.47	674,993.53	72.97 %
*** 08 FLEX BENEFIT FUND	867,174.96	925,000	91,934.30	250,006.47	674,993.53	72.97 %

SRC FD 092 09	PRIOR YEAR ACTUAL	FISCAL YEAR 200907			REMAINING ON 11/30/09	PERCENT REMAINING
		< - - - - - REVISED BUDGET	11/01/09 11/30/09	RECEIVED THRU 11/30/09		
092 INTEREST EARNINGS	1,170.60	1,500	0.00	0.00	1,500.00	100.00 %
096 GIFTS	40,042.00	22,000	0.00	540.00	21,460.00	97.54 %
099 MISC LOCAL REVENUE	15,259.18	5,000	0.00	0.00	5,000.00	100.00 %
*** 09 SCHOLARSHIP FUND	56,471.78	28,500	0.00	540.00	27,960.00	98.10 %

SRC FD	PRIOR YEAR ACTUAL	FISCAL YEAR 200907			REMAINING PERCENT	
		REVIS BUDGET	11/01/09 11/30/09	RECEIVED THRU 11/30/09	ON 11/30/09	REMAINING
092 INTEREST EARNINGS	681.99	2,500	0.00	0.00	2,500.00	100.00 %
099 MISC LOCAL REVENUE	46,421.04	43,825	3,976.58	11,929.74	31,895.26	72.77 %
*** 10 PRIN EARLY RET INS FUND	47,103.03	46,325	3,976.58	11,929.74	34,395.26	74.24 %

SRC FD	PRIOR YEAR	FISCAL YEAR 200907			REMAINING PERCENT	
		REVISIED BUDGET	11/01/09 11/30/09	RECEIVED THRU 11/30/09	ON 11/30/09	REMAINING
092 11	ACTUAL					
092 INTEREST EARNINGS	66.59	100	0.00	0.00	100.00	100.00 %
*** 11 RHEAUME EDUCATIONAL FUND	66.59	100	0.00	0.00	100.00	100.00 %

SRC FD	PRIOR YEAR	FISCAL YEAR 200907				REMAINING ON 11/30/09	PERCENT REMAINING
		REVISED BUDGET	11/01/09 11/30/09	RECEIVED THRU 11/30/09			
092 12	ACTUAL						
092 INTEREST EARNINGS	71.44	0	0.00	0.00		0.00	0.00 %
*** 12 K ROGERS SCHOLARSHIP	71.44	0	0.00	0.00		0.00	0.00 %

SRC FD	PRIOR YEAR	FISCAL YEAR 200907			REMAINING PERCENT	
		ACTUAL	REVISED BUDGET	RECEIVED THRU 11/30/09	ON 11/30/09	REMAINING
099 15						
099 MISC LOCAL REVENUE	0.00	0	5,786.46	6,559.61	6,559.61-	0.00 %
*** 15 <DESC. NOT FOUND>	0.00	0	5,786.46	6,559.61	6,559.61-	0.00 %

SRC FD	PRIOR YEAR ACTUAL	< - - - - - REVISED BUDGET	FISCAL YEAR 200907		- - - - ->	
			11/01/09 11/30/09	RECEIVED THRU 11/30/09	REMAINING ON 11/30/09	PERCENT REMAINING
092 INTEREST EARNINGS	6,743.22	3,000	0.00	0.00	3,000.00	100.00 %
099 MISC LOCAL REVENUE	903,107.62	960,330	0.00	0.00	960,330.00	100.00 %
*** 20 ISF - DENTAL	909,850.84	963,330	0.00	0.00	963,330.00	100.00 %

SRC FD	PRIOR YEAR ACTUAL	REVISED BUDGET	11/01/09 11/30/09	FISCAL YEAR 200907 RECEIVED THRU 11/30/09	REMAINING ON 11/30/09	PERCENT REMAINING
092 21	10,416.58	7,500	0.00	0.00	7,500.00	100.00 %
092 INTEREST EARNINGS						
099 MISC LOCAL REVENUE	530,439.51	1,764,729	0.00	0.00	1,764,729.00	100.00 %
*** 21 ISF - POST RETIREMENT BENEFIT	540,856.09	1,772,229	0.00	0.00	1,772,229.00	100.00 %

SRC FD	PRIOR YEAR	FISCAL YEAR 200907				REMAINING ON 11/30/09	PERCENT REMAINING
		REVISIED BUDGET	11/01/09 11/30/09	RECEIVED THRU 11/30/09			
099 22	ACTUAL						
099 MISC LOCAL REVENUE	467.49	0	0.00	0.00		0.00	0.00 %
*** 22 ISF - HEALTH SELECT 105	467.49	0	0.00	0.00		0.00	0.00 %

SRC FD	PRIOR YEAR ACTUAL	< - - - - - REVISED BUDGET	FISCAL YEAR 200907		- - - - ->	
			11/01/09 11/30/09	RECEIVED THRU 11/30/09	REMAINING ON 11/30/09	PERCENT REMAINING
090 <DESC. NOT FOUND>	9,881.40-	0	0.00	0.00	0.00	0.00 %
092 INTEREST REVENUE	30,266.52	0	731.26	6,737.84	6,737.84-	0.00 %
614 <DESC. NOT FOUND>	18,697,520.14	0	0.00	0.00	0.00	0.00 %
616 <DESC. NOT FOUND>	380,918.91	0	57,164.79	57,164.79	57,164.79-	0.00 %
*** 25 OPEB REVOCABLE TRUST	19,098,824.17	0	57,896.05	63,902.63	63,902.63-	0.00 %

SRC FD	PRIOR YEAR ACTUAL	REVISED BUDGET	FISCAL YEAR 200907		REMAINING ON 11/30/09	PERCENT REMAINING
			11/01/09 TO 11/30/09	RECEIVED THRU 11/30/09		
092 INTEREST EARNINGS	1,534.28	0	0.00	0.00	0.00	0.00 %
649 TRANSFERS BETWEEN FUNDS	781,889.58	0	0.00	0.00	0.00	0.00 %
*** 47 POST EMPLOYMENT BENEFITS	783,423.86	0	0.00	0.00	0.00	0.00 %
*** REPORT TOTALS:	175,387,115.43	131,093,621	8,422,269.93	42,519,119.38	88,574,501.62	67.56 %

STATEMENT OF EXPENDITURES

DIST 191 Burnsville-Eagan-Savage ISD191 ACCOUNTING PERIOD 11/01/09 TO 11/30/09

ACCT STATUS: Active and Next Year Accts ACCOUNT RANGES: 01- TO 99-

ZERO BALANCES: Suppress Zero Balances

SORTED BY: ACCOUNT FD ORG

SUBTOTALLED BY: ACCOUNT FD

SERIES TOTALS: <None Selected>

PAGE BREAK ON: <None Selected>

FD	PRIOR YEAR ACTUAL	< REVISED BUDGET	11/01/09 11/30/09	FISCAL YEAR 200907 EXPENDED THRU 11/30/09	ENCUMBERED THRU 11/30/09	REMAINING ON 11/30/09	PERCENT REMAINING
01 GENERAL	116,605,174.63	104,218,155	8,569,283.96	32,724,728.74	404,322.02	71,089,104.24	68.21 %
02 FOOD SERVICE	4,673,665.39	4,547,500	383,033.14	1,229,985.26	17.36	3,317,497.38	72.95 %
03 TRANSPORTATION	5,625,730.65	6,150,218	265,915.92	724,972.08		5,425,245.92	88.21 %
04 COMMUNITY SERVICE	7,400,982.50	6,783,935	536,279.79	2,531,265.12	6,015.00	4,246,654.88	62.59 %
06 CAPITAL PROJECTS	16,489,410.26	14,200,080	481,800.03	9,310,996.57	67,944.72	4,821,138.71	33.95 %
07 DEBT SERVICE	6,754,065.83	7,775,172	400.00	1,619,741.26		6,155,430.74	79.16 %
08 FLEX BENEFIT FUND	854,633.67	925,000	78,138.60	346,618.63		578,381.37	62.52 %
09 SCHOLARSHIP FUND	47,589.50	42,000	2,000.00	14,966.25		27,033.75	64.36 %
10 PRIN EARLY RET INS FUND	93,885.24	111,872	8,417.54	25,252.62		86,619.38	77.42 %
15 CAFE	0.00	0	10,356.74	10,356.74	55.39	10,412.13-	0.00 %
20 ISF - DENTAL	897,038.47	900,000	58,981.39	404,752.18		495,247.82	55.02 %
21 ISF - POST RETIREMENT BENEFITS	225,732.63	1,882,434	0.00	118,444.76		1,763,989.24	93.70 %
22 ISF - HEALTH SELECT 105	2,595,313.32	0	0.00	0.00		0.00	0.00 %
25 OPEB REVOCABLE TRUST	1,960,918.60	0	119,579.15	119,620.81		119,620.81-	0.00 %
*** REPORT TOTALS:	164,224,140.69	147,536,366	10,514,186.26	49,181,701.02	478,354.49	97,876,310.49	66.34 %

BURNSVILLE-EAGAN-SAVAGE

Independent School District 191

DISTRICT EXPENDITURE BUDGET

BY

OBJECT

WITHIN FUND

November, 2009

STATEMENT OF EXPENDITURES

DIST 191 Burnsville-Eagan-Savage ISD191 ACCOUNTING PERIOD 11/01/09 TO 11/30/09

ACCT STATUS: Active and Next Year Accts ACCOUNT RANGES: 01 TO 99-999
 ZERO BALANCES: Suppress Zero Balances
 SORTED BY: ACCOUNT FD OBJ
 SUBTOTALLED BY: ACCOUNT FD OBJ
 SERIES TOTALS: ACCOUNT OBJ
 PAGE BREAK ON: <None Selected>

OBJ FD	PRIOR YEAR ACTUAL	REVISD BUDGET	11/01/09 11/30/09	FISCAL YEAR 200907 EXPENDED THRU 11/30/09	ENCUMBERED THRU 11/30/09	REMAINING ON 11/30/09	PERCENT REMAINING
100 01							
100 SALARY CONTINGENCY	0.00	3,965,782	0.00	0.00		3,965,782.00	100.00 %
101 SALARIES PAYABLE	0.00	0	0.00	1,401.27-		1,401.27	0.00 %
110 ADMINISTRATION/SUPERVISION	4,307,849.79	4,186,264	357,660.67	1,710,534.00		2,475,730.00	59.13 %
117 MANAGERIAL-OPERATIONS	290,930.00	290,930	24,244.20	121,221.00		169,709.00	58.33 %
140 LICENSED CLASSROOM	33,466,134.73	31,157,899	2,638,405.95	9,261,153.60		21,896,745.40	70.27 %
141 NON-LIC - CLASSROOM	4,155,531.59	780,579	59,462.03	180,404.50		600,174.50	76.88 %
143 LIC - CLASSROOM SUPPORT	8,237,518.03	5,511,565	473,164.92	1,584,808.13		3,926,756.87	71.24 %
144 NON-LIC - CLASSROOM SUPPORT	856,868.50	781,477	78,874.94	255,370.89		526,106.11	67.32 %
145 SUBSTITUTE TEACHERS	1,088,682.04	947,597	137,866.76	251,240.19		696,356.81	73.48 %
146 SUBSTITUTE NON-LIC INSTRUCT	197,331.60	1,000	21,069.01	38,902.12		37,902.12-3790.21-%	
151 OCCUPATIONAL THERAPIST	0.00	523,970	43,664.16	169,928.97		354,041.03	67.56 %
152 SPEECH/LANGUAGE PATHOLOGIST	0.00	1,343,421	118,766.50	436,907.99		906,513.01	67.47 %
154 SCHOOL NURSE	0.00	569,792	47,913.00	167,695.52		402,096.48	70.56 %
156 SCHOOL SOCIAL WORKER	0.00	211,414	17,893.14	62,625.99		148,788.01	70.37 %
157 SCHOOL PSYCHOLOGIST	0.00	605,464	51,819.85	178,763.80		426,700.20	70.47 %

64

OBJ FD	PRIOR YEAR ACTUAL	REVISED BUDGET	11/01/09 11/30/09	FISCAL YEAR 200907 EXPENDED THRU 11/30/09	ENCUMBERED THRU 11/30/09	REMAINING ON 11/30/09	PERCENT REMAINING
161 01							
161 EA PERSONAL CARE ASSISTANT	0.00	2,974,448	237,187.60	704,492.24		2,269,955.76	76.31 %
162 ONE TO ONE EA	0.00	37,311	5,719.94	17,103.73		20,207.27	54.15 %
163 EMPLOYEE INTERPRETER	0.00	799	860.00	980.00		181.00-	22.65-%
165 SCHOOL COUNSELOR	0.00	700,646	59,296.56	197,928.27		502,717.73	71.75 %
170 SEC-CLERICAL-OTHER	2,815,626.24	2,913,567	240,332.14	1,047,444.75		1,866,122.25	64.04 %
171 TEMPORARY & OVERTIME	169,483.76	244,386	8,992.61	63,336.18		181,049.82	74.08 %
172 TECHNOLOGY SALARIES	183,072.29	187,785	16,699.50	89,825.29		97,959.71	52.16 %
174 CUSTODIAL SALARIES	3,215,072.35	3,555,942	268,792.32	1,318,854.33		2,237,087.67	62.91 %
175 CULTURAL LIASION	0.00	63,192	12,999.92	37,754.23		25,437.77	40.25 %
176 DRIVERS SALARIES	68,371.68	68,372	4,862.62	28,177.13		40,194.87	58.78 %
179 DAPE SPECIALISTS	118,920.40	124,986	22,828.24	79,898.84		45,087.16	36.07 %
185 LIC INSTR - OTHER	3,279,986.36	3,024,848	182,297.37	968,317.54		2,056,530.46	67.98 %
186 NON-LIC INSTR - OTHER	489,623.84	395,716	56,678.35	224,865.18		170,850.82	43.17 %
191 SEVERANCE PAY	530,439.51	750,000	0.01	0.01		749,999.99	99.99 %
195 CHARGEBACK SALARIES	0.00	48,000-	0.00	0.00		48,000.00-	100.00 %
199 OFFICIALS-JUDGE-TIMEKPRS	29,174.19	27,040	2,384.63	9,893.14		17,146.86	63.41 %
** TOTAL OBJ SERIES: 100-199 SALARIES AND WAGES	63,500,616.90	65,898,192	5,190,736.94	19,207,026.29		46,691,165.71	70.85 %

65

OBJ FD	PRIOR YEAR ACTUAL	REVISED BUDGET	11/01/09 11/30/09	FISCAL YEAR 200907 EXPENDED THRU 11/30/09	ENCUMBERED THRU 11/30/09	REMAINING ON 11/30/09	PERCENT REMAINING
201 01	18,404.00	33,116	1,550.00	12,075.25		21,040.75	63.53 %
201 TUITION REIMBURSEMENT							
210 FICA	4,605,560.78	4,643,449	374,335.56	1,462,195.67		3,181,253.33	68.51 %
214 PERA	868,177.39	858,438	73,045.81	294,013.22		564,424.78	65.75 %
218 TRA	2,691,433.78	2,624,772	221,842.58	848,097.39		1,776,674.61	67.68 %
220 HEALTH INSURANCE	11,248,283.61	13,230,864	1,099,493.08	3,597,279.57		9,633,584.43	72.81 %
230 LIFE INSURANCE	81,080.65	81,279	6,741.35	21,912.72		59,366.28	73.04 %
235 DENTAL INSURANCE	564,053.72	609,838	50,743.52	166,040.63		443,797.37	72.77 %
240 LONG TERM DISABILITY	377,380.03	371,683	31,143.12	103,092.33		268,590.67	72.26 %
250 TSA MATCH	518,239.13	515,098	45,765.78	174,193.95		340,904.05	66.18 %
251 HEALTH REIMBURSEMENT	9,308.01	6,400	3,800.00	3,800.00		2,600.00	40.62 %
252 HEALTH SAVINGS PLAN	1,499,208.58	0	20,095.00	24,114.00		24,114.00-	0.00 %
253 TSA - DISTRICT MATCH	0.00	0	20,095.00	24,114.00		24,114.00-	0.00 %
270 WORKERS COMP INS	236,303.28	399,298	22,373.75	121,638.93		277,659.07	69.53 %
280 REEMPLOYMENT COMP INS	109,740.66	0	133,924.93	163,344.25		163,344.25-	0.00 %
290 <DESC. NOT FOUND>	16,224,980.43	0	0.00	0.00		0.00	0.00 %
295 EMPLOYEE BENEFITS CHGBK	0.00	12,000-	0.00	0.00		12,000.00-	100.00 %
** TOTAL OBJ SERIES: 200-299 EMPLOYEE BENEFITS	39,052,154.05	23,362,235	2,104,949.48	7,015,911.91		16,346,323.09	69.96 %

99

OBJ FD	PRIOR YEAR ACTUAL	REVISED BUDGET	11/01/09 11/30/09	FISCAL YEAR 200907 EXPENDED THRU 11/30/09	ENCUMBERED THRU 11/30/09	REMAINING ON 11/30/09	PERCENT REMAINING
300 01							
300 PURCHASED SERVICES CONTINGENCY	0.00	100,000	0.00	0.00		100,000.00	100.00 %
303 FED AWARDS UNDER \$25,000	0.00	311,530	6,386.20	14,986.78		296,543.22	95.18 %
304 <DESC. NOT FOUND>	0.00	3,593	0.00	0.00		3,593.00	100.00 %
305 PROF & TECH SERV	1,564,571.07	1,156,656	159,880.23	379,513.99	20,416.50	756,725.51	65.42 %
310 SCHOOL BOARD PER DIEM	42,600.00	42,600	3,550.00	17,750.00		24,850.00	58.33 %
319 OTHER PERSONAL SERVICES	79,114.12	164,361	6,562.47	37,822.98		126,538.02	76.98 %
320 COMMUNICATION SERVICES	312,831.02	408,390	13,531.22	150,207.29	18,477.00	239,705.71	58.69 %
321 PHONE-LONG DISTANCE	1,456.44	2,501	309.84	526.15		1,974.85	78.96 %
325 INTERDEPT POSTAGE	41,574.88	44,310	80.57-	20,783.73		23,526.27	53.09 %
329 POSTAGE & PARCEL SERVICES	35,573.80	37,950	7,460.94	15,934.87		22,015.13	58.01 %
330 ELECTRICITY	796,064.78	656,800	75,831.48	258,252.47		398,547.53	60.68 %
331 WATER & SEWER	215,136.80	232,700	26,223.38	73,669.17		159,030.83	68.34 %
332 FIRM GAS	133,176.52	108,650	4,773.99	12,665.92		95,984.08	88.34 %
333 INTERRUPTIBLE GAS	439,290.75	602,000	18,316.42	24,294.89		577,705.11	95.96 %
334 REFUSE REMOVAL	41,270.13	40,000	5,039.21	22,244.74		17,755.26	44.38 %
340 PROPERTY/LIABILITY INSURANCE	195,088.10	280,000	14,648.60	137,958.43		142,041.57	50.72 %
341 LIABILITY INSURANCE	0.00	120,000	0.00	0.00		120,000.00	100.00 %

67

OBJ FD	PRIOR YEAR ACTUAL	REVISED BUDGET	11/01/09 11/30/09	FISCAL YEAR 200907 EXPENDED THRU 11/30/09	ENCUMBERED THRU 11/30/09	REMAINING ON 11/30/09	PERCENT REMAINING
350 01							
350 REPAIRS/MAINT SERVICES	304,118.59	323,059	26,894.66	165,591.23	4,780.73	152,687.04	47.26 %
351 REPAIR/MAINT - BLDG	321,713.19	470,500	26,880.13	110,620.86	8,580.42	351,298.72	74.66 %
352 REPAIR/MAINT VEHICLE	29,111.05	20,000	0.00	1,238.62	2,649.52	16,111.86	80.55 %
353 REPAIR/MAINT - SITE	19,839.51	7,960	2,703.50	12,064.50	2,188.50	6,293.00-	79.05-%
357 <DESC. NOT FOUND>	0.00	436	853.50	1,005.50		569.50-	130.61-%
358 CONSULTANT INTERPERTER	0.00	11,052	5,722.00	20,004.50		8,952.50-	81.00-%
360 TRANS-CONTRACTS	46.76	201,469	242.37	375.24		201,093.76	99.81 %
361 TRANS-CONTRACTS	189,581.42	147,542	8,711.72	56,118.99		91,423.01	61.96 %
363 SNOW REMOVAL	13,257.71	12,000	0.00	0.00		12,000.00	100.00 %
365 TRANS-FUEL CHARGBACK	18,771.41	121,117	1,606.18	4,905.69		116,211.31	95.94 %
366 TRAVEL/CONFERENCES	229,031.84	206,817	19,809.30	51,103.67	13,272.79	142,440.54	68.87 %
368 FEDERAL OUT-OF-STATE TRAVEL	0.00	6,000	0.00	0.00		6,000.00	100.00 %
369 ENTRY FEES/STUDENT TRAV ALLOW	0.00	0	0.00	185.00		185.00-	0.00 %
370 RENTALS & LEASES	684,993.83	856,930	56,494.45	356,601.01	30,039.45	470,289.54	54.88 %
380 ADVERTISING	46,364.66	57,600	628.13	7,727.16		49,872.84	86.58 %
381 PRINTING-BINDING	71,004.05	110,878	6,628.63	41,267.24	632.64	68,978.12	62.21 %
385 INTERDEPT PRINTING	21.55	6,205	11.71-	57.20-		6,262.20	100.92 %

88

OBJ FD	PRIOR YEAR ACTUAL	REVISED BUDGET	11/01/09 11/30/09	FISCAL YEAR 200907 EXPENDED THRU 11/30/09	ENCUMBERED THRU 11/30/09	REMAINING ON 11/30/09	PERCENT REMAINING
390 01	820,860.26	1,736,200	92,666.08	292,265.92		1,443,934.08	83.16 %
390 TUITION-MN ISD							
391	23,288.85	0	0.00	0.00		0.00	0.00 %
391 COST SHARING PAYMTS-MN ISD							
393	30,892.33	10,000	1,783.15	8,189.72		1,810.28	18.10 %
393 SPEC ED CONTRACTED SERVICES							
394	243,745.86	126,311	31,032.91	143,088.34	530.90	17,308.24-	13.70-%
394 REGIST/ENTRY FEES							
396	331,004.57	0	0.00	0.00		0.00	0.00 %
396 SALARIES							
397	114,900.10	0	0.00	0.00		0.00	0.00 %
397 BENEFITS							
398	124,500.00-	104,538-	0.00	0.00		104,538.00-	100.00 %
398 MISC CHARGEBACK							
69** TOTAL OBJ SERIES: 300-399 PURCHASED SERVICES	7,265,795.95	8,639,579	625,078.41	2,438,907.40	101,568.45	6,099,103.15	70.59 %
400	0.00	65,210	12.62	12.62	71.64	65,125.74	99.87 %
400 SUPPLIES CONTINGENCY							
401	1,055,073.88	719,889	99,007.15	519,520.05	71,176.75	129,192.20	17.94 %
401 GENERAL SUPPLIES							
402	17,150.11	22,258	1,099.00	5,655.83	11,899.00	4,703.17	21.13 %
402 XEROX SUPPLIES							
410	361,906.94	331,600	14,986.82	174,615.51	9,269.70	147,714.79	44.54 %
410 CUSTODIAL SUPPLIES							
411	55,709.94	35,000	871.63	28,981.89		6,018.11	17.19 %
411 GROUNDS SUPPLIES							
412	16,747.20	18,000	186.92	12,830.41		5,169.59	28.71 %
412 OPERATIONS UNIFORMS							
420	87,035.58	65,900	9,447.37	55,579.48	14,463.69	4,143.17-	6.28-%
420 REPAIR SUPPLIES							
421	41,479.23	93,440	6,627.43	16,361.40		77,078.60	82.48 %
421 REPAIR PARTS - BLDG							
422	9,440.42	10,000	2,255.84	7,620.15		2,379.85	23.79 %
422 REPAIR PARTS - VEHICLES							

OBJ FD	PRIOR YEAR ACTUAL	REVISED BUDGET	11/01/09 11/30/09	FISCAL YEAR 200907 EXPENDED THRU 11/30/09	ENCUMBERED THRU 11/30/09	REMAINING ON 11/30/09	PERCENT REMAINING
423 01							
423 REPAIR PARTS - SITE	3,628.70	8,060	0.00	197.62		7,862.38	97.54 %
430 INSTRUCT SUPPLIES	371,848.03	382,210	20,902.92	126,950.68	16,632.74	238,626.58	62.43 %
433 INDIVID INSTR MATERIALS	149,203.12	383,730	13,317.16	36,117.94	3,857.24	343,754.82	89.58 %
437 PROPANE	3,082.22	10,000	0.00	0.00		10,000.00	100.00 %
438 FUEL OIL	28,780.19	0	0.00	17,536.23		17,536.23-	0.00 %
442 GAS/OIL - VEHICLES	29,805.64	26,000	0.00	0.00		26,000.00	100.00 %
450 MATERIALS FOR RESALE	77,524.83	500	2,951.16	22,520.89	929.55	22,950.44-	4590.08-%
460 TEXT & WORKBOOKS	515,866.93	598,006	8,517.65	441,851.09	8,616.51	147,538.40	24.67 %
461 STANDARDIZED TESTS	81,756.60	99,085	0.00	88,947.97	10,936.48	799.45-	0.80-%
470 MEDIA RESOURCES	128,526.00	75,177	16,802.29	53,749.59	26,177.11	4,749.70-	6.31-%
480 AUDIO VISUAL AIDS	4,452.61	2,730	25.70	382.96		2,347.04	85.97 %
489 PERIODICALS-PAPERS	16,452.50	22,359	1,259.18	19,527.48	253.00	2,578.52	11.53 %
490 FOOD	28,210.14	19,346	1,900.66	6,298.60	4,753.20	8,294.20	42.87 %
** TOTAL OBJ SERIES: 400-499 SUPPLIES AND MATR'LS	3,083,680.81	2,988,500	200,171.50	1,635,258.39	179,036.61	1,174,205.00	39.29 %
500 CAPITAL CONTINGENCY	0.00	330,337	0.00	0.00		330,337.00	100.00 %
510 SITE IMPROVEMENTS	115.00	0	144.72	672,192.08		672,192.08-	0.00 %
520 BLDG ACQUISTION & CONSTRUCTION	431,320.95	277,000	104,260.59	209,811.06	15,538.52	51,650.42	18.64 %

70

OBJ FD	PRIOR YEAR ACTUAL	REVISED BUDGET	11/01/09 11/30/09	FISCAL YEAR 200907 EXPENDED THRU 11/30/09	ENCUMBERED THRU 11/30/09	REMAINING ON 11/30/09	PERCENT REMAINING
530 01							
530 EQUIPMENT PURCHASED	306,078.44	429,201	101,827.13	275,573.02	60,800.18	92,827.80	21.62 %
535 CAPITAL LEASES	875,000.00	0	0.00	0.00		0.00	0.00 %
550 OTHER VEHICLES PURCHASED	0.00	5,000	0.00	0.00		5,000.00	100.00 %
555 TECHNOLOGY EQUIPMENT	1,071,993.05	876,484	1,975.28	636,545.22	44,789.00	195,149.78	22.26 %
556 <DESC. NOT FOUND>	0.00	0	0.00	21,058.00		21,058.00-	0.00 %
580 PRINCIPAL ON CERTIFICATES	263,074.29	289,981	19,349.70	19,349.70		270,631.30	93.32 %
581 INTEREST ON CERT OF PART	186,125.47	241,994	23,493.75	23,493.75		218,500.25	90.29 %
589 LEASE TRANSACTONS	875,000.00-	0	0.00	0.00		0.00	0.00 %
590 OTHER CAPITAL EXPENSE	148,927.12	58,354	8,923.34	73,833.85	4,089.26	19,569.11-	33.53-%
** TOTAL OBJ SERIES: 500-599 CAPITAL EXPENDITURES	2,407,634.32	2,508,351	259,974.51	1,931,856.68	125,216.96	451,277.36	17.99 %
820 DUES, MBRSHPS, LICENSES & FEES	85,019.40	109,551	2,132.00	67,255.44		42,295.56	38.60 %
821 REGIONAL MEM DUES	398,574.00	457,856	181,845.00	397,874.00		59,982.00	13.10 %
896 TAXES AND SPECIAL ASSESSMENTS	29,809.62	88,000	4,396.12	30,589.39		57,410.61	65.23 %
** TOTAL OBJ SERIES: 800-899 OTHER EXPENDITURES	513,403.02	655,407	188,373.12	495,718.83		159,688.17	24.36 %
910 TRANSFERS TO OTHER FUNDS	781,889.58	165,891	0.00	0.00		165,891.00	100.00 %
** TOTAL OBJ SERIES: 900-999 OTHER FINANCING USES	781,889.58	165,891	0.00	0.00		165,891.00	100.00 %
*** 01 GENERAL	116,605,174.63	104,218,155	8,569,283.96	32,724,679.50	405,822.02	71,087,653.48	68.21 %
100 SALARIES	0.00	53,000	0.00	0.00		53,000.00	100.00 %

OBJ FD	PRIOR YEAR ACTUAL	< - - - - - REVISED BUDGET	11/01/09 11/30/09	FISCAL YEAR 200907 EXPENDED THRU 11/30/09	ENCUMBERED THRU 11/30/09	REMAINING ON 11/30/09	PERCENT REMAINING
110 02							
110 ADMIN/SUPERVISION	111,096.64	154,484	7,671.42	38,357.10		116,126.90	75.17 %
170 SEC-CLERICAL-OTHER	57,389.07	46,604	3,883.68	19,418.40		27,185.60	58.33 %
171 CASUAL & OVERTIME	20,374.22	27,500	3,949.63	18,443.38		9,056.62	32.93 %
172 TECHNOLOGY SALARIES	24,562.70	15,000	1,120.00	7,664.00		7,336.00	48.90 %
175 SALARY TRANSFERS-CLERICAL	25,424.27	25,782	2,148.58	10,742.90		15,039.10	58.33 %
176 DRIVERS SALARIES	18,232.32	18,232	1,519.36	7,596.80		10,635.20	58.33 %
177 SUBSTITUTE CAFETERIA SALARIES	23,461.67	23,100	3,757.20	8,594.79		14,505.21	62.79 %
72 178 CAFETERIA SALARIES	1,280,248.46	1,246,930	102,649.87	320,077.47		926,852.53	74.33 %
195 SALARY CHARGEBACK	3,109.27-	0	0.00	0.00		0.00	0.00 %
** TOTAL OBJ SERIES: 100-199 SALARIES AND WAGES	1,557,680.08	1,610,632	126,699.74	430,894.84		1,179,737.16	73.24 %
210 FICA	114,328.87	113,525	9,274.99	31,530.43		81,994.57	72.22 %
214 PERA	99,505.56	98,708	8,481.66	28,151.72		70,556.28	71.47 %
220 HEALTH INSURANCE	320,837.94	362,000	27,909.55	88,386.22		273,613.78	75.58 %
230 LIFE INSURANCE	2,358.85	2,376	189.94	607.96		1,768.04	74.41 %
235 DENTAL INSURANCE	14,339.17	14,088	1,109.60	3,505.52		10,582.48	75.11 %
240 LONG TERM DISABILITY	7,889.96	7,878	587.79	1,999.92		5,878.08	74.61 %
250 TSA MATCH	15,901.35	15,709	1,378.44	4,559.44		11,149.56	70.97 %

OBJ FD	PRIOR YEAR ACTUAL	REVISED BUDGET	11/01/09 TO 11/30/09	FISCAL YEAR 200907 EXPENDED THRU 11/30/09	ENCUMBERED THRU 11/30/09	REMAINING ON 11/30/09	PERCENT REMAINING
251 02							
251 HEALTH REIMBURSEMENT	624.99	0	189.65	189.65		189.65-	0.00 %
252 <DESC. NOT FOUND>	22,841.85	0	0.00	0.00		0.00	0.00 %
260 OTHER EMPLOYEES BENEFITS	7,297.96	6,550	255.11	2,690.73		3,859.27	58.92 %
270 WORKERS COMP INS	6,893.69	24,824	0.00	0.00		24,824.00	100.00 %
290 <DESC. NOT FOUND>	255,677.57	0	0.00	0.00		0.00	0.00 %
** TOTAL OBJ SERIES: 200-299 EMPLOYEE BENEFITS	868,497.76	645,658	49,376.73	161,621.59		484,036.41	74.96 %
305 PROF & TECH SERV	2,500.00	11,000	0.00	2,010.00		8,990.00	81.72 %
320 COMMUNICATION SERVICES	184.80	0	0.00	189.49		189.49-	0.00 %
325 INTERDEPT POSTAGE	3,915.70	5,000	109.95	3,638.15		1,361.85	27.23 %
329 POSTAGE & PARCEL SERVICES	92.60	0	0.00	553.08		553.08-	0.00 %
334 REFUSE REMOVAL	33,016.27	50,000	4,031.36	17,795.75		32,204.25	64.40 %
350 REPAIR/MAINT SERVICES	30,998.78	40,000	3,569.94	12,673.01		27,326.99	68.31 %
366 TRAVEL - BUSINESS	6,797.57	10,000	720.99	1,591.75		8,408.25	84.08 %
380 ADVERTISING	154.30	0	0.00	162.00		162.00-	0.00 %
385 INTERDEPT PRINTING	12.16	500	0.00	4.66		495.34	99.06 %
398 MISC CHARGEBACK	108,322.51	110,000	0.00	0.00		110,000.00	100.00 %
** TOTAL OBJ SERIES: 300-399 PURCHASED SERVICES	185,994.69	226,500	8,432.24	38,617.89		187,882.11	82.95 %

73

OBJ FD	PRIOR YEAR ACTUAL	REVISED BUDGET	11/01/09 11/30/09	FISCAL YEAR 200907 EXPENDED THRU 11/30/09	ENCUMBERED THRU 11/30/09	REMAINING ON 11/30/09	PERCENT REMAINING
401 02							
401 GENERAL SUPPLIES	136,024.51	161,800	13,344.13	44,947.32	17.34	116,835.34	72.20 %
490 FOOD	1,409,204.62	1,532,100	161,310.12	446,426.16		1,085,673.84	70.86 %
491 COMMODITIES USED	152,074.84	100,000	0.00	0.00		100,000.00	100.00 %
495 MILK	198,571.55	210,810	20,077.61	39,022.86		171,787.14	81.48 %
499 WAREHOUSE INVENTORY ADJ	36,768.97	0	0.00	0.00		0.00	0.00 %
** TOTAL OBJ SERIES: 400-499 SUPPLIES AND MATR'LS	1,932,644.49	2,004,710	194,731.86	530,396.34	17.34	1,474,296.32	73.54 %
530 EQUIPMENT PURCHASE	41,849.38	30,000	166.51	46,354.96	0.01	16,354.97-	54.51-%
74 555 TECHNOLOGY EQUIPMENT	73,169.99	10,000	3,626.06	21,373.64	0.01	11,373.65-	113.73-%
** TOTAL OBJ SERIES: 500-599 CAPITAL EXPENDITURES	115,019.37	40,000	3,792.57	67,728.60	0.02	27,728.62-	69.32-%
820 DUES & MEMBERSHIPS	13,829.00	20,000	0.00	726.00		19,274.00	96.37 %
** TOTAL OBJ SERIES: 800-899 OTHER EXPENDITURES	13,829.00	20,000	0.00	726.00		19,274.00	96.37 %
*** 02 FOOD SERVICE	4,673,665.39	4,547,500	383,033.14	1,229,985.26	17.36	3,317,497.38	72.95 %
101 SALARIES PAYABLE	0.00	0	0.00	609.28		609.28-	0.00 %
110 ADMIN/SUPERVISION	51,778.52	51,778	4,314.88	21,574.40		30,203.60	58.33 %
144 NON-LIC SUPPORT	32,855.74	37,014	3,648.89	10,522.58		26,491.42	71.57 %
170 SEC-CLERICAL-OTHER	93,103.92	93,104	7,758.66	38,793.30		54,310.70	58.33 %
171 CASUAL & OVERTIME	3,565.30	0	526.50	5,652.73		5,652.73-	0.00 %
** TOTAL OBJ SERIES: 100-199 SALARIES AND WAGES	181,303.48	181,896	16,248.93	77,152.29		104,743.71	57.58 %
210 FICA	13,296.03	13,906	1,200.98	5,751.93		8,154.07	58.63 %

OBJ FD	PRIOR YEAR ACTUAL	REVISED BUDGET	11/01/09 TO 11/30/09	FISCAL YEAR 200907 EXPENDED THRU 11/30/09	ENCUMBERED THRU 11/30/09	REMAINING ON 11/30/09	PERCENT REMAINING
214 03							
214 PERA	11,697.41	11,907	1,065.82	5,053.06		6,853.94	57.56 %
218 TRA	302.47	303	25.20	126.00		177.00	58.41 %
220 HEALTH INSURANCE	32,733.17	34,105	3,462.88	14,350.56		19,754.44	57.92 %
230 LIFE INSURANCE	279.42	276	26.39	110.77		165.23	59.86 %
235 DENTAL INSURANCE	1,786.64	1,713	164.27	700.55		1,012.45	59.10 %
240 LONG TERM DISABILITY	1,173.05	1,180	104.13	476.57		703.43	59.61 %
250 TSA MATCH	1,457.63	1,483	145.02	617.83		865.17	58.33 %
270 WORKERS COMP INS	0.00	549	0.00	0.00		549.00	100.00 %
** TOTAL OBJ SERIES: 200-299 EMPLOYEE BENEFITS	62,725.82	65,422	6,194.69	27,187.27		38,234.73	58.44 %
305 PROF & TECH SERV	14,188.13	6,500	0.00	2,220.00		4,280.00	65.84 %
325 INTERDEPT POSTAGE	3,009.82	2,500	4.84	2,212.83		287.17	11.48 %
329 POSTAGE & PARCEL	664.72	0	0.00	0.00		0.00	0.00 %
350 REPAIRS-MAINT SERV	695.00	1,000	0.00	384.75		615.25	61.52 %
352 REPAIR-MAINT VEHICLE	0.00	0	4,329.92	4,329.92		4,329.92-	0.00 %
360 TRAN CONT - PUB CARR	46.76-	0	0.00	0.00		0.00	0.00 %
361 TRAN - CONTRACTS	4,671,471.32	5,052,000	181,659.85	485,030.69		4,566,969.31	90.39 %
362 EXP IN LIEU OF TRANS	131,881.20	140,000	0.00	2,184.28		137,815.72	98.43 %

75

OBJ FD	PRIOR YEAR ACTUAL	REVISED BUDGET	11/01/09 TO 11/30/09	FISCAL YEAR 200907 EXPENDED THRU 11/30/09	ENCUMBERED THRU 11/30/09	REMAINING ON 11/30/09	PERCENT REMAINING
363 03							
363 SNOW REMOVAL	119,319.41	125,000	0.00	0.00		125,000.00	100.00 %
365 TRAN - FUEL CHGBK	23,956.76-	0	2,142.58-	5,459.29-		5,459.29	0.00 %
366 TRAVEL-BUSINESS	207.00	500	0.00	26.62		473.38	94.67 %
381 PRINTING-BINDING	1,724.00	6,500	0.00	1,521.00		4,979.00	76.60 %
385 INTERDEPT PRINTING	18.55	1,000	11.71	52.54		947.46	94.74 %
394 REGIST/ENTRY FEES	0.00	500	0.00	0.00		500.00	100.00 %
** TOTAL OBJ SERIES: 300-399 PURCHASED SERVICES	4,919,175.63	5,335,500	183,863.74	492,503.34		4,842,996.66	90.76 %
7101 GENERAL SUPPLIES	12,937.51	10,000	213.21	2,108.88		7,891.12	78.91 %
442 GAS/OIL-NOT BUILD'G	445,096.21	550,000	54,720.35	120,071.24		429,928.76	78.16 %
489 PERIODIALS-PAPERS	217.00	400	0.00	0.00		400.00	100.00 %
** TOTAL OBJ SERIES: 400-499 SUPPLIES AND MATR'LS	458,250.72	560,400	54,933.56	122,180.12		438,219.88	78.19 %
555 TECHNOLOGY EQUIPMENT	0.00	0	0.00	1,264.06		1,264.06-	0.00 %
** TOTAL OBJ SERIES: 500-599 CAPITAL EXPENDITURES	0.00	0	0.00	1,264.06		1,264.06-	0.00 %
820 DUES & MEMBERSHIPS	4,275.00	7,000	4,675.00	4,685.00		2,315.00	33.07 %
** TOTAL OBJ SERIES: 800-899 OTHER EXPENDITURES	4,275.00	7,000	4,675.00	4,685.00		2,315.00	33.07 %
*** 03 TRANSPORTATION	5,625,730.65	6,150,218	265,915.92	724,972.08		5,425,245.92	88.21 %
110 ADMIN/SUPERVISION	326,220.28	336,008	27,175.02	135,915.10		200,092.90	59.55 %
120 ECFE/SCHOOL READINESS COOR	127,542.00	124,697	10,518.46	52,377.44		72,319.56	57.99 %
140 LIC CLASSROOM	880,075.83	761,927	56,463.88	221,650.89		540,276.11	70.90 %

OBJ FD	PRIOR YEAR ACTUAL	REVISED BUDGET	11/01/09 11/30/09	FISCAL YEAR 200907 EXPENDED THRU 11/30/09	ENCUMBERED THRU 11/30/09	REMAINING ON 11/30/09	PERCENT REMAINING
141 04							
141 NON-LIC CLASSROOM	2,257,173.67	698,309	111,620.62	533,136.86		165,172.14	23.65 %
143 LIC CLASSROOM SUPPORT	37,920.86	23,142	1,006.18	3,018.54		20,123.46	86.95 %
145 LICENSED SUBSTITUTE - DAILY	0.00	0	876.52	876.52		876.52-	0.00 %
146 SUBSTITUTE NON-LIC INSTRUCT	62.87	0	50.15	50.15		50.15-	0.00 %
154 SCHOOL NURSE	0.00	25,173	2,036.68	7,128.38		18,044.62	71.68 %
163 <DESC. NOT FOUND>	0.00	0	0.00	416.43		416.43-	0.00 %
170 SEC-CLERICAL-OTHER	309,777.04	328,437	25,946.42	129,732.10		198,704.90	60.50 %
171 CASUAL & OVERTIME	72,983.16	101,565	6,964.81	16,864.79		84,700.21	83.39 %
174 OPERATIONS SALARIES	32,133.51	5,000	0.00	0.00		5,000.00	100.00 %
175 SAL TRANSFERS-CLERICAL	47,096.48	49,132	3,975.10	19,875.50		29,256.50	59.54 %
176 DRIVERS SALARIES	4,558.08	4,695	379.84	1,899.20		2,795.80	59.54 %
179 OTHER SALARIES	4,993.86	6,000	212.04	823.71		5,176.29	86.27 %
185 LIC INSTRUCT - OTHER	41,334.17	168,628	20,767.20	77,701.75		90,926.25	53.92 %
186 NON-LIC INSTR - OTHER	18,055.63	1,408,659	55,614.74	364,329.95		1,044,329.05	74.13 %
195 CHARGEBACK SALARIES	0.00	48,000	0.00	0.00		48,000.00	100.00 %
** TOTAL OBJ SERIES: 100-199 SALARIES AND WAGES	4,159,927.44	4,089,372	323,607.66	1,565,797.31		2,523,574.69	61.71 %
201 TUITION REIMB	11,235.00	1,200	149.25	286.75		913.25	76.10 %

OBJ FD	PRIOR YEAR ACTUAL	REVISED BUDGET	11/01/09 11/30/09	FISCAL YEAR 200907 EXPENDED THRU 11/30/09	ENCUMBERED THRU 11/30/09	REMAINING ON 11/30/09	PERCENT REMAINING
210 04							
210 FICA	300,677.05	302,731	23,285.17	113,546.46		189,184.54	62.49 %
214 PERA	171,844.80	180,848	14,455.92	65,504.12		115,343.88	63.77 %
218 TRA	66,361.75	70,149	5,548.87	25,162.41		44,986.59	64.13 %
220 HEALTH INSURANCE	603,882.34	707,993	55,896.20	254,855.03		453,137.97	64.00 %
230 LIFE INSURANCE	3,632.40	3,734	307.67	1,302.93		2,431.07	65.10 %
235 DENTAL INSURANCE	32,070.51	33,602	2,654.45	11,573.63		22,028.37	65.55 %
240 LONG TERM DISABILITY	18,851.92	18,861	1,547.07	6,619.46		12,241.54	64.90 %
250 TSA MATCH	19,952.15	19,716	1,614.64	7,328.98		12,387.02	62.82 %
251 HEALTH REIMBURSEMENT	0.00	400	0.00	0.00		400.00	100.00 %
252 <DESC. NOT FOUND>	57,949.58	0	0.00	0.00		0.00	0.00 %
270 WORKERS COMP INS	18,590.32	23,541	147.42	147.42		23,393.58	99.37 %
290 <DESC. NOT FOUND>	636,862.13	0	0.00	0.00		0.00	0.00 %
295 EMPLOYEE BENEFITS	0.00	12,000	0.00	0.00		12,000.00	100.00 %
** TOTAL OBJ SERIES: 200-299 EMPLOYEE BENEFITS	1,941,909.95	1,374,775	105,606.66	486,327.19		888,447.81	64.62 %
305 PROF & TECH SERVICES	467,560.17	504,591	53,389.36	160,207.43		344,383.57	68.25 %
319 OTHER PERS SERV	293.60	1,000	60.00	324.75		675.25	67.52 %
320 COMMUNICATION SERVICES	4,410.61	17,950	260.11	1,018.95		16,931.05	94.32 %

78

OBJ FD	PRIOR YEAR ACTUAL	REVISED BUDGET	11/01/09 11/30/09	FISCAL YEAR 200907 EXPENDED THRU 11/30/09	ENCUMBERED THRU 11/30/09	REMAINING ON 11/30/09	PERCENT REMAINING
325 04							
325 INTERDEPT POSTAGE	14,868.72	13,710	882.16	8,179.48		5,530.52	40.33 %
329 POSTAGE & PARCEL	236.31	5,250	36.20	140.36		5,109.64	97.32 %
330 ELECTRICITY	48,476.08	55,000	4,522.48	20,099.60		34,900.40	63.45 %
331 WATER & SEWER	3,586.42	5,000	347.01	1,029.98		3,970.02	79.40 %
332 NATURAL GAS	15,970.40	30,000	531.34	982.13		29,017.87	96.72 %
334 REFUSE REMOVAL	8,254.03	8,000	1,007.85	4,448.94		3,551.06	44.38 %
350 REPAIRS-MAINT SERV	79,134.50	68,213	0.00	29,247.76		38,965.24	57.12 %
361 TRANS CONTRACTS	44,256.74	33,500	1,458.94	29,314.68		4,185.32	12.49 %
365 TRANS FUEL CHGBK	5,185.35	5,400	229.66	1,491.68		3,908.32	72.37 %
366 TRAVEL-BUSINESS	8,155.61	11,550	125.00	1,277.60		10,272.40	88.93 %
370 RENTALS & LEASES	17,327.43	17,914	3,497.95	6,155.89		11,758.11	65.63 %
380 ADVERTISING	471.45	3,100	1,035.00	1,035.00	1,035.00	1,030.00	33.22 %
381 PRINTING-BINDING	96,076.27	117,720	995.86	44,871.03	741.02	72,107.95	61.25 %
394 REGIST/ENTRY FEES	70,724.22	71,815	4,263.45	29,316.39		42,498.61	59.17 %
398 MISC CHARGEBACK	14,500.00	0	1,194.85	1,194.85		1,194.85	0.00 %
** TOTAL OBJ SERIES: 300-399 PURCHASED SERVICES	899,487.91	969,713	73,837.22	340,336.50	1,776.02	627,600.48	64.72 %
401 GENERAL SUPPLIES	138,727.15	95,925	9,053.60	57,577.61	1,922.85	36,424.54	37.97 %

79

OBJ FD	PRIOR YEAR ACTUAL	REVISED BUDGET	11/01/09 11/30/09	FISCAL YEAR 200907 EXPENDED THRU 11/30/09	ENCUMBERED THRU 11/30/09	REMAINING ON 11/30/09	PERCENT REMAINING
430 04							
430 INSTRUCT SUPPLIES	6,101.55	5,500	857.92	9,828.61		4,328.61-	78.70-%
433 INDIVID INSTR MAT	5,414.25	7,800	0.00	2,724.40		5,075.60	65.07 %
450 MATERIALS FOR RESALE	7,979.42	7,000	771.73	1,936.46	1,051.20	4,012.34	57.31 %
460 TEXT & WORKBOOKS	53,471.14	46,800	168.68	5,589.94	121.18	41,088.88	87.79 %
461 STANDARDIZED TESTS	0.00	6,000	0.00	675.00		5,325.00	88.75 %
489 PERIODICALS-PAPERS	77.72	1,350	0.00	90.51		1,259.49	93.29 %
490 FOOD	163,213.59	146,550	14,984.85	39,129.64		107,420.36	73.29 %
08 495 MILK	11,342.31	4,500	724.47	4,900.61		400.61-	8.90-%
** TOTAL OBJ SERIES: 400-499 SUPPLIES AND MATR'LS	386,327.13	321,425	26,561.25	122,452.78	3,095.23	195,876.99	60.94 %
530 EQUIP PURCH - NEW	6,479.23	12,000	467.00	7,055.00		4,945.00	41.20 %
555 TECHNOLOGY EQUIPMENT	2,129.94	4,500	0.00	144.97	1,143.75	3,211.28	71.36 %
590 OTHER CAP [SOFTWARE]	165.90	4,800	6,100.00	8,197.20		3,397.20-	70.77-%
** TOTAL OBJ SERIES: 500-599 CAPITAL EXPENDITURES	8,775.07	21,300	6,567.00	15,397.17	1,143.75	4,759.08	22.34 %
820 DUES & MEMBERSHIPS	4,555.00	6,850	100.00	954.17		5,895.83	86.07 %
899 MISC EXPENSES	0.00	500	0.00	0.00		500.00	100.00 %
** TOTAL OBJ SERIES: 800-899 OTHER EXPENDITURES	4,555.00	7,350	100.00	954.17		6,395.83	87.01 %
*** 04 COMMUNITY SERVICE	7,400,982.50	6,783,935	536,279.79	2,531,265.12	6,015.00	4,246,654.88	62.59 %
195 SALARY CHAGEBACK	3,109.27	0	0.00	0.00		0.00	0.00 %
** TOTAL OBJ SERIES: 100-199 SALARIES AND WAGES	3,109.27	0	0.00	0.00		0.00	0.00 %

OBJ FD	PRIOR YEAR ACTUAL	REVISED BUDGET	11/01/09 11/30/09	FISCAL YEAR 200907 EXPENDED THRU 11/30/09	ENCUMBERED THRU 11/30/09	REMAINING ON 11/30/09	PERCENT REMAINING
305 06							
305 PROF & TECH SERV	1,588,148.74	0	5,387.94	222,393.15		222,393.15-	0.00 %
398 SERVICES CHARGEBACK	1,677.49	0	0.00	0.00		0.00	0.00 %
** TOTAL OBJ SERIES: 300-399 PURCHASED SERVICES	1,589,826.23	0	5,387.94	222,393.15		222,393.15-	0.00 %
520 BUILDING CONSTRUCTION	14,896,474.76	14,200,080	476,412.09	9,088,603.42	67,944.72	5,043,531.86	35.51 %
** TOTAL OBJ SERIES: 500-599 CAPITAL EXPENDITURES	14,896,474.76	14,200,080	476,412.09	9,088,603.42	67,944.72	5,043,531.86	35.51 %
*** 06 CAPITAL PROJECTS	16,489,410.26	14,200,080	481,800.03	9,310,996.57	67,944.72	4,821,138.71	33.95 %
710 BOND, PRINCIPAL	3,470,000.00	3,750,000	0.00	0.00		3,750,000.00	100.00 %
720 BOND, INTEREST	3,281,115.83	4,019,672	0.00	1,618,891.26		2,400,780.74	59.72 %
790 OTHER DEBT SERV EXP	2,950.00	5,500	400.00	850.00		4,650.00	84.54 %
** TOTAL OBJ SERIES: 700-799 DEBT SERVICE	6,754,065.83	7,775,172	400.00	1,619,741.26		6,155,430.74	79.16 %
*** 07 DEBT SERVICE	6,754,065.83	7,775,172	400.00	1,619,741.26		6,155,430.74	79.16 %
299 OTHER EMPLOYEE BENEFITS	854,633.67	925,000	78,138.60	346,618.63		578,381.37	62.52 %
** TOTAL OBJ SERIES: 200-299 EMPLOYEE BENEFITS	854,633.67	925,000	78,138.60	346,618.63		578,381.37	62.52 %
*** 08 FLEX BENEFIT FUND	854,633.67	925,000	78,138.60	346,618.63		578,381.37	62.52 %
401 GENERAL SUPPLIES	39.50	0	0.00	0.00		0.00	0.00 %
** TOTAL OBJ SERIES: 400-499 SUPPLIES AND MATR'LS	39.50	0	0.00	0.00		0.00	0.00 %
898 STUDENT SCHOLARSHIPS	45,050.00	42,000	0.00	10,966.25		31,033.75	73.88 %
899 STUDENT SCHOLARSHIPS	2,500.00	0	2,000.00	4,000.00		4,000.00-	0.00 %
** TOTAL OBJ SERIES: 800-899 OTHER EXPENDITURES	47,550.00	42,000	2,000.00	14,966.25		27,033.75	64.36 %
*** 09 SCHOLARSHIP FUND	47,589.50	42,000	2,000.00	14,966.25		27,033.75	64.36 %
235 DENTAL INSURANCE	5,299.80	5,999	411.25	1,233.75		4,765.25	79.43 %

18

OBJ FD	PRIOR YEAR ACTUAL	REVISED BUDGET	11/01/09 TO 11/30/09	FISCAL YEAR 200907 EXPENDED THRU 11/30/09	ENCUMBERED THRU 11/30/09	REMAINING ON 11/30/09	PERCENT REMAINING
291 10							
291 CONTINUING EMPLOYEE BENEFITS	88,585.44	105,873	8,006.29	24,018.87		81,854.13	77.31 %
** TOTAL OBJ SERIES: 200-299 EMPLOYEE BENEFITS	93,885.24	111,872	8,417.54	25,252.62		86,619.38	77.42 %
*** 10 PRIN EARLY RET INS FUND	93,885.24	111,872	8,417.54	25,252.62		86,619.38	77.42 %
186 NON-LIC INSTR - OTHER	0.00	0	5,685.26	5,685.26		5,685.26-	0.00 %
** TOTAL OBJ SERIES: 100-199 SALARIES AND WAGES	0.00	0	5,685.26	5,685.26		5,685.26-	0.00 %
210 FICA	0.00	0	434.92	434.92		434.92-	0.00 %
214 PERA	0.00	0	282.08	282.08		282.08-	0.00 %
** TOTAL OBJ SERIES: 200-299 EMPLOYEE BENEFITS	0.00	0	717.00	717.00		717.00-	0.00 %
401 GENERAL SUPPLIES	0.00	0	38.51	38.51		38.51-	0.00 %
450 MATERIALS FOR RESALE	0.00	0	3,732.47	3,732.47		3,732.47-	0.00 %
** TOTAL OBJ SERIES: 400-499 SUPPLIES AND MATR'LS	0.00	0	3,770.98	3,770.98		3,770.98-	0.00 %
820 DUES, MBRSHPS, LICENSES & FEES	0.00	0	183.50	183.50	55.39	238.89-	0.00 %
** TOTAL OBJ SERIES: 800-899 OTHER EXPENDITURES	0.00	0	183.50	183.50	55.39	238.89-	0.00 %
*** 15 <DESC. NOT FOUND>	0.00	0	10,356.74	10,356.74	55.39	10,412.13-	0.00 %
299 DENTAL CLAIMS	815,808.80	828,000	52,331.53	371,806.06		456,193.94	55.09 %
** TOTAL OBJ SERIES: 200-299 EMPLOYEE BENEFITS	815,808.80	828,000	52,331.53	371,806.06		456,193.94	55.09 %
305 PROF & TECH SERV	81,229.67	72,000	6,649.86	32,946.12		39,053.88	54.24 %
** TOTAL OBJ SERIES: 300-399 PURCHASED SERVICES	81,229.67	72,000	6,649.86	32,946.12		39,053.88	54.24 %
*** 20 ISF - DENTAL	897,038.47	900,000	58,981.39	404,752.18		495,247.82	55.02 %
191 SEVERANCE PAY	530,439.51	1,150,000	0.00	8,038.00-		1,158,038.00	100.69 %
192 CHANGE TO OPEB SEV LIABILITY	304,706.88-	0	0.00	0.00		0.00	0.00 %
** TOTAL OBJ SERIES: 100-199 SALARIES AND WAGES	225,732.63	1,150,000	0.00	8,038.00-		1,158,038.00	100.69 %

OBJ FD	PRIOR YEAR ACTUAL	REVISED BUDGET	11/01/09 TO 11/30/09	FISCAL YEAR 200907 EXPENDED THRU 11/30/09	ENCUMBERED THRU 11/30/09	REMAINING ON 11/30/09	PERCENT REMAINING
210 21							
210 FICA	0.00	87,975	0.00	0.00		87,975.00	100.00 %
220 HEALTH INSURANCE	0.00	639,886	0.00	125,500.44		514,385.56	80.38 %
230 LIFE INSURANCE	0.00	0	0.00	15.00		15.00-	0.00 %
235 DENTAL INSURANCE	0.00	4,573	0.00	967.32		3,605.68	78.84 %
** TOTAL OBJ SERIES: 200-299 EMPLOYEE BENEFITS	0.00	732,434	0.00	126,482.76		605,951.24	82.73 %
*** 21 ISF - POST RETIREMENT BENEFIT	225,732.63	1,882,434	0.00	118,444.76		1,763,989.24	93.70 %
910 TRANSFERS TO OTHER FUNDS	2,595,313.32	0	0.00	0.00		0.00	0.00 %
** TOTAL OBJ SERIES: 900-999 OTHER FINANCING USES	2,595,313.32	0	0.00	0.00		0.00	0.00 %
*** 22 ISF - HEALTH SELECT 105	2,595,313.32	0	0.00	0.00		0.00	0.00 %
220 <DESC. NOT FOUND>	1,865,823.64	0	113,596.62	113,596.62		113,596.62-	0.00 %
230 <DESC. NOT FOUND>	53,263.32	0	222.50	222.50		222.50-	0.00 %
235 <DESC. NOT FOUND>	41,831.64	0	5,760.03	5,760.03		5,760.03-	0.00 %
** TOTAL OBJ SERIES: 200-299 EMPLOYEE BENEFITS	1,960,918.60	0	119,579.15	119,579.15		119,579.15-	0.00 %
305 <DESC. NOT FOUND>	0.00	0	0.00	41.66		41.66-	0.00 %
** TOTAL OBJ SERIES: 300-399 PURCHASED SERVICES	0.00	0	0.00	41.66		41.66-	0.00 %
*** 25 OPEB REVOCABLE TRUST	1,960,918.60	0	119,579.15	119,620.81		119,620.81-	0.00 %
*** REPORT TOTALS:	164,224,140.69	147,536,366	10,514,186.26	49,181,651.78	479,854.49	97,874,859.73	66.33 %

83

BURNSVILLE-EAGAN-SAVAGE

Independent School District 191

DISTRICT EXPENDITURES

BY

PROGRAM/DEPARTMENT

WITHIN FUND

November, 2009

ACCT STATUS: Active and Next Year Accts ACCOUNT RANGES: 01- TO 99-999
 ZERO BALANCES: Suppress Zero Balances
 SORTED BY: ACCOUNT FD PRG
 SUBTOTALLED BY: ACCOUNT FD PRG
 SERIES TOTALS: ACCOUNT PRG
 PAGE BREAK ON: <None Selected>

PRG FD	PRIOR YEAR ACTUAL	< - - - - - REVISED BUDGET	FISCAL YEAR 200907				REMAINING ON 11/30/09	PERCENT REMAINING
			11/01/09 11/30/09	EXPENDED THRU 11/30/09	ENCUMBERED THRU 11/30/09			
010 01								
010 BOARD OF EDUCATION	94,547.89	104,439	4,548.23	52,047.44		52,391.56	50.16 %	
020 SUPERINTENDENT	438,754.64	367,532	28,405.23	155,574.34	139.64	211,818.02	57.63 %	
030 ASSIST SUP'T	248,871.79	161,821	5,992.93	26,889.15	33.28	134,898.57	83.36 %	
050 SCHOOL ADMINISTRATION	5,358,631.40	4,372,642	337,908.60	1,597,047.01	37,108.47	2,738,486.52	62.62 %	
** TOTAL PRG SERIES: 000-099 ADMINISTRATION	6,140,805.72	5,006,434	376,854.99	1,831,557.94	37,281.39	3,137,594.67	62.67 %	
08 05 GEN ADMIN SUPPORT	205,134.10	166,772	10,877.40	68,911.21	12,404.86	85,455.93	51.24 %	
107 OTH ADMIN SUPPORT	26,840.64	0	0.00	0.00		0.00	0.00 %	
110 BUSINESS SERVICES	1,542,190.75	1,374,855	147,890.58	631,313.73	5,152.97	738,388.30	53.70 %	
130 COMMUNITY RELATIONS	302,262.51	352,544	21,538.46	133,411.25	18,395.00	200,737.75	56.93 %	
140 DATA PROCESSING	679,418.12	754,555	197,150.34	508,605.65	5,171.25	240,778.10	31.90 %	
150 LEGAL SERVICES	20,772.20	0	689.70	2,216.70		2,216.70-	0.00 %	
160 HUMAN RESOURCES	657,228.37	626,694	53,153.81	279,022.97	1,951.69	345,719.34	55.16 %	
170 PRINTING	44,113.15	38,500	7,864.50	20,910.68		17,589.32	45.68 %	
180 CENSUS	26,189.09	28,603	1,879.02	9,381.96		19,221.04	67.19 %	
195 COMMUNITY PARTNERSHIP	480.00	3,000	100.00	160.00		2,840.00	94.66 %	

PRG FD	PRIOR YEAR ACTUAL	REVISED BUDGET	11/01/09 11/30/09	FISCAL YEAR 200907 EXPENDED THRU 11/30/09	ENCUMBERED THRU 11/30/09	REMAINING ON 11/30/09	PERCENT REMAINING
197 01	35,799.59	1,700	3,040.37	27,390.35		25,690.35	1511.19-%
199 SCHOOL ELECTIONS	6,727.34	0	0.00	0.00		0.00	0.00 %
** TOTAL PRG SERIES: 100-199 DIST. SUPPORT SERV.	3,547,155.86	3,347,223	444,184.18	1,681,324.50	43,075.77	1,622,822.73	48.48 %
201 KINDERGARTEN	1,548,282.84	1,496,092	126,633.69	438,582.24	425.24	1,057,084.52	70.65 %
202 PRIMARY (1-3)	6,994,170.53	8,152,409	670,432.57	2,347,633.44	1,877.82	5,802,897.74	71.18 %
203 INTERMEDIATE (4-6)	14,964,092.56	10,121,592	795,337.33	2,862,005.03	3,752.79	7,255,834.18	71.68 %
204 TITLE II TEACHER TRAINING	447,441.33	353,268	36,486.80	99,937.07		253,330.93	71.71 %
205 TITLE III - LEP	122,516.81	166,041	36,663.89	75,336.79	43.00	90,661.21	54.60 %
206 TITLE IV SAFE & DRUG FREE	2,669.00	0	0.00	0.00		0.00	0.00 %
208 ELE/SEC MIDDLE SCH'L	12,701.47	8,728	422.98	1,226.59		7,501.41	85.94 %
210 TECHNOLOGY GRANT	0.00	1,187	0.00	0.00		1,187.00	100.00 %
211 SECONDARY ED-GENERAL	8,438,092.03	3,543,313	400,333.82	1,334,426.22	27,439.94	2,181,446.84	61.56 %
212 ART	785,957.31	800,441	73,913.42	260,297.95	1,590.76	538,552.29	67.28 %
215 BUSINESS	63,349.27	64,690	5,221.15	18,388.28		46,301.72	71.57 %
216 TITLE I EDUCATIONALLY DISADVAN	1,176,410.00	1,504,791	114,714.37	411,953.01	2,219.60	1,090,618.39	72.47 %
217 ASSURANCE OF MASTERY	232,535.18	278,866	22,936.15	79,421.16		199,444.84	71.51 %
218 SCHOOL ENRICHMENT PROG	654,297.86	677,511	42,144.72	142,606.50	128.94	534,775.56	78.93 %

PRG FD	PRIOR YEAR ACTUAL	REVISED BUDGET	11/01/09 11/30/09	FISCAL YEAR 200907 EXPENDED THRU 11/30/09	ENCUMBERED THRU 11/30/09	REMAINING ON 11/30/09	PERCENT REMAINING
219 01							
219 ESL	2,673,006.01	2,759,823	229,994.89	771,203.81		1,988,619.19	72.05 %
220 LANGUAGE ARTS	2,621,601.53	2,646,408	232,021.17	845,701.46	1,122.12	1,799,584.42	68.00 %
230 WORLD LANGUAGES	1,118,315.31	1,040,323	90,218.52	315,136.25	56.87	725,129.88	69.70 %
240 PHY ED-HEALTH-REC	2,135,847.02	2,005,219	169,932.58	602,012.26	512.55	1,402,694.19	69.95 %
250 FAMILY LIVING SCIENCE	158,935.11	138,910	13,162.42	43,007.22	791.55	95,111.23	68.46 %
255 INDUSTRIAL EDUCATION	382,594.98	405,893	37,789.40	123,188.53	2,792.16	279,912.31	68.96 %
256 MATHEMATICS	2,408,737.83	2,439,723	214,847.58	742,523.83	125.36	1,697,073.81	69.56 %
258 MUSIC	1,698,110.69	1,620,935	215,332.76	596,700.21	6,581.36	1,017,653.43	62.78 %
260 NATURAL SCIENCES	3,020,383.76	3,073,970	270,893.43	955,422.92	420.11	2,118,126.97	68.90 %
270 SOCIAL STUDIES	2,628,272.68	2,675,248	223,412.26	753,120.47	850.16	1,921,277.37	71.81 %
280 OTH REG INSTRUCTIONAL SEC	0.00	1,400,000	0.00	0.00		1,400,000.00	100.00 %
291 CO-CURRICULAR	563,833.57	504,633	95,619.61	306,771.09	4,749.30	193,112.61	38.26 %
292 BOYS/GIRLS ATHLETICS	360,826.61	296,016	56,889.84	208,040.60	31,149.93	56,825.47	19.19 %
294 BOYS ATHLETICS	439,928.68	424,330	42,016.83	184,620.68	216.77	239,492.55	56.44 %
296 GIRLS ATHLETICS	404,189.86	404,830	44,201.31	183,586.74	149.90	221,093.36	54.61 %
** TOTAL PRG SERIES: 200-299 REGULAR INSTRUCTION	56,057,099.83	49,005,190	4,261,573.49	14,702,850.35	86,996.23	34,215,343.42	69.81 %
311 DISTRIBUTIVE EDUCATION	27,003.21	0	1,081.53	4,094.06		4,094.06-	0.00 %

87

PRG FD	PRIOR YEAR ACTUAL	REVISED BUDGET	11/01/09 11/30/09	FISCAL YEAR 200907 EXPENDED THRU 11/30/09	ENCUMBERED THRU 11/30/09	REMAINING ON 11/30/09	PERCENT REMAINING
331 01							
331 HOME ECONOMICS ED	369,693.75	292,510	24,758.32	81,315.52	3,592.78	207,601.70	70.97 %
341 BUSINESS & OFFICE ED	142,906.94	149,297	11,217.92	38,236.99		111,060.01	74.38 %
351 TECHNICAL EDUCATION	13,966.75	17,152	0.00	4,878.38	2,926.87	9,346.75	54.49 %
361 TRADE-INDUSTRIAL ED	132,681.38	133,453	11,146.53	37,800.00		95,653.00	71.67 %
380 SPECIAL NEEDS	627,203.11	640,408	47,629.38	185,962.76		454,445.24	70.96 %
399 VOCATIONAL-GENERAL	521,632.17	354,168	31,954.44	192,492.67		161,675.33	45.64 %
** TOTAL PRG SERIES: 300-399 VOCATIONAL INSTRUC.	1,835,087.31	1,586,988	127,788.12	544,780.38	6,519.65	1,035,687.97	65.26 %
00100 <DESC. NOT FOUND>	3,939,293.15	0	22,658.69	36,536.19	800.00	37,336.19	0.00 %
401 SPEECH/LANGUAGE IMPAIRED	1,245,566.31	1,228,849	110,449.31	380,308.86		848,540.14	69.05 %
402 MMM MENTALLY IMP - MILD-MOD	836,416.21	1,089,946	91,259.17	295,743.52	333.12	793,869.36	72.83 %
403 MSMI MENTALLY IMP - MOD-SEVERE	1,267,845.50	1,347,183	87,020.18	284,674.73	523.55	1,061,984.72	78.83 %
404 PHYSICALLY IMPAIRED	476,312.45	457,263	26,065.61	82,937.17		374,325.83	81.86 %
405 DEAF-HARD OF HEARING	141,544.16	374,100	405.00	405.00		373,695.00	99.89 %
406 VISUALLY IMPAIRED	253,146.84	72,165	4,230.79	12,612.05		59,552.95	82.52 %
407 LD SPECIFIC LRNING DISABILITY	3,695,574.20	3,265,762	278,593.38	868,634.25	664.03	2,396,463.72	73.38 %
408 EBD EMOTION/BEHAVIOR DISORDER	4,672,850.15	4,137,003	342,679.28	1,157,841.96	1,051.56	2,978,109.48	71.98 %
410 OTHER HEALTH IMPAIRED	405,470.92	477,475	27,058.64	81,674.77		395,800.23	82.89 %

PRG FD	PRIOR YEAR ACTUAL	REVISED BUDGET	11/01/09 11/30/09	FISCAL YEAR 200907 EXPENDED THRU 11/30/09	ENCUMBERED THRU 11/30/09	REMAINING ON 11/30/09	PERCENT REMAINING
411 01							
411 AUTISTIC	2,350,076.06	2,345,243	178,393.80	617,930.29	5,440.07	1,721,872.64	73.41 %
412 EARLY CHILDHOOD SPEC EDUCATION	3,223,171.18	2,912,737	237,029.64	885,120.38	1,276.40	2,026,340.22	69.56 %
414 TRAUMATIC BRAIN INJURY	0.00	0	60.00	60.00		60.00-	0.00 %
416 SEVERELY MULTIPLY IMPAIRED	6,716.39	200,000	0.00	0.00		200,000.00	100.00 %
420 SPECIAL ED-GENERAL	2,146,242.82	3,713,900	192,244.94	829,491.29	2,603.01	2,881,805.70	77.59 %
430 HOMEBOUND	43,606.25	41,326	3,598.97	12,560.53		28,765.47	69.60 %
472 SP ED - HEALTH SERVICES	389,903.61	395,545	32,755.41	115,251.40		280,293.60	70.86 %
473 SP ED - PSYCHOLOGICAL SERV	844,581.55	838,978	69,251.34	236,085.95		602,892.05	71.86 %
474 SP ED - SOCIAL WORK	0.00	0	52.24	65.71		65.71-	0.00 %
** TOTAL PRG SERIES: 400-499 SPECIAL ED INSTRUCT.	25,938,317.75	22,897,475	1,703,806.39	5,897,934.05	12,691.74	16,986,849.21	74.18 %
520 BALC - DIPLOMA	105,861.65	148,713	6,056.48	78,804.27		69,908.73	47.00 %
** TOTAL PRG SERIES: 500-599 COMMUNITY ED & SERV	105,861.65	148,713	6,056.48	78,804.27		69,908.73	47.00 %
600 <DESC. NOT FOUND>	718,219.40	0	0.00	0.00		0.00	0.00 %
605 GENERAL INSTRUCT SUPPORT	1,191,012.26	1,293,369	110,851.78	507,539.40	713.01	785,116.59	60.70 %
610 CURR CONSULT/DEVELOP	1,632,051.04	1,764,856	57,747.75	359,450.33	27,408.24	1,377,997.43	78.07 %
620 EDUCATIONAL MEDIA	913,050.98	855,331	83,054.42	303,624.46	27,023.57	524,682.97	61.34 %
640 STAFF DEVELOPMENT	2,382,621.68	2,795,761	121,165.54	420,451.72	1,435.32	2,373,873.96	84.90 %

68

PRG FD	PRIOR YEAR ACTUAL	REVISED BUDGET	11/01/09 11/30/09	FISCAL YEAR 200907 EXPENDED THRU 11/30/09	ENCUMBERED THRU 11/30/09	REMAINING ON 11/30/09	PERCENT REMAINING
680 01	1,270,890.02	1,483,906	95,984.95	659,259.91	30,871.09	793,775.00	53.49 %
680 COMP ASSIST INSTRUCT							
690 OTHR INSTR SUPP SERV	43,533.42	48,600	5,243.32	14,378.95		34,221.05	70.41 %
** TOTAL PRG SERIES: 600-699 INSTRUC SUPPORT SERV	8,151,378.80	8,241,823	474,047.76	2,264,704.77	87,451.23	5,889,667.00	71.46 %
710 COUNSELING/GUIDANCE	1,545,601.22	1,145,273	97,873.74	351,427.17	600.00	793,245.83	69.26 %
720 HEALTH SERVICES	1,083,308.99	900,996	79,950.80	274,796.91	619.52	625,579.57	69.43 %
730 PSYCHOLOGICAL SERV	0.00	300	0.00	0.00		300.00	100.00 %
740 ATTEND/SOC WORK SERV	486,729.19	451,505	76,781.18	118,600.83		332,904.17	73.73 %
06 760 PUPIL TRANSPORTATION	25,173.12	108,000	0.00	0.00		108,000.00	100.00 %
770 FOOD SERVICES	1,025.00	0	0.00	0.00		0.00	0.00 %
780 ALCOHOL/DRUG PREV PRG	25,779.29	34,552	1,273.46-	1,121.26		33,430.74	96.75 %
790 OTHER PUPIL SUPPORT SERVICES	365,683.20	284,216	48,078.99	211,538.39	10,842.90	61,834.71	21.75 %
791 DIVERSITY/PEER LDRSHP	0.00	0	785.18	2,355.85		2,355.85-	0.00 %
792 PUPIL APPRAISAL	221,831.52	224,654	25,404.68	191,119.26	10,936.48	22,598.26	10.05 %
** TOTAL PRG SERIES: 700-799 PUPIL SUPPORT SERV	3,755,131.53	3,149,496	327,601.11	1,150,959.67	22,998.90	1,975,537.43	62.72 %
810 OPERATIONS	7,324,474.22	7,136,916	553,299.04	3,206,845.38	10,572.78	3,919,497.84	54.91 %
811 MAINTENANCE	1,078,317.84	1,207,264	78,642.93	503,008.80	47,693.83	656,561.37	54.38 %
850 FACILITIES	1,625,243.44	1,824,742	200,780.87	626,318.71	50,540.50	1,147,882.79	62.90 %
** TOTAL PRG SERIES: 800-899 SITE,BUILDINGS,EQUIP	10,028,035.50	10,168,922	832,722.84	4,336,172.89	108,807.11	5,723,942.00	56.28 %

PRG FD	PRIOR YEAR ACTUAL	REVISED BUDGET	11/01/09 11/30/09	FISCAL YEAR 200907 EXPENDED THRU 11/30/09	ENCUMBERED THRU 11/30/09	REMAINING ON 11/30/09	PERCENT REMAINING
910 01							
910 <DESC. NOT FOUND>	69,323.00	0	0.00	0.00		0.00	0.00 %
930 EMPLOYEE BENEFITS	0.00	0	0.00	97,632.25		97,632.25-	0.00 %
940 PROPERTY & OTHER INS	195,088.10	500,000	14,648.60	137,958.43		362,041.57	72.40 %
950 TRANSFERS	781,889.58	165,891	0.00	0.00		165,891.00	100.00 %
** TOTAL PRG SERIES: 900-999 FISCAL & OTHER FIXED	1,046,300.68	665,891	14,648.60	235,590.68		430,300.32	64.62 %
*** 01 GENERAL	116,605,174.63	104,218,155	8,569,283.96	32,724,679.50	405,822.02	71,087,653.48	68.21 %
770 FOOD SERVICES	4,673,665.39	4,547,500	383,033.14	1,229,985.26	17.36	3,317,497.38	72.95 %
** TOTAL PRG SERIES: 700-799 PUPIL SUPPORT SERV	4,673,665.39	4,547,500	383,033.14	1,229,985.26	17.36	3,317,497.38	72.95 %
*** 02 FOOD SERVICE	4,673,665.39	4,547,500	383,033.14	1,229,985.26	17.36	3,317,497.38	72.95 %
760 PUPIL TRANSPORTATION	5,625,730.65	6,150,218	265,915.92	724,275.08		5,425,942.92	88.22 %
** TOTAL PRG SERIES: 700-799 PUPIL SUPPORT SERV	5,625,730.65	6,150,218	265,915.92	724,275.08		5,425,942.92	88.22 %
930 EMPLOYEE BENEFITS	0.00	0	0.00	697.00		697.00-	0.00 %
** TOTAL PRG SERIES: 900-999 FISCAL & OTHER FIXED	0.00	0	0.00	697.00		697.00-	0.00 %
*** 03 TRANSPORTATION	5,625,730.65	6,150,218	265,915.92	724,972.08		5,425,245.92	88.21 %
505 COMM SERV - GENERAL	988,422.93	326,072	31,506.07	137,032.98	2,933.24	186,105.78	57.07 %
510 ADULT EDUCATION	304,451.98	369,002	41,519.58	115,379.54	66.52	253,555.94	68.71 %
511 ADULT RECREATION	10,184.10	13,774	993.04	2,138.04		11,635.96	84.47 %
520 ADULT BASIC ED	483,876.69	487,623	40,630.87	192,427.07		295,195.93	60.53 %
550 PRESCHOOL	208,327.89	234,331	24,439.55	74,354.44	113.09	159,863.47	68.22 %
551 ELEMENTARY	315,493.28	391,571	16,716.80	110,508.17	674.50	280,388.33	71.60 %

91

PRG FD	PRIOR YEAR ACTUAL	REVISED BUDGET	11/01/09 11/30/09	FISCAL YEAR 200907 EXPENDED THRU 11/30/09	ENCUMBERED THRU 11/30/09	REMAINING ON 11/30/09	PERCENT REMAINING
552 04	96,445.17	152,585	8,957.40	57,575.63		95,009.37	62.26 %
552 SECONDARY							
553 GTI GIFTED/TALENTED	44,992.83	0	0.61	45,523.05		45,523.05-	0.00 %
560 RECREATION	162,133.49	153,284	12,618.88	85,513.96		67,770.04	44.21 %
570 PROJECT KIDS	2,314,429.76	2,156,437	169,019.18	849,108.04		1,307,328.96	60.62 %
571 PROJ KIDS - PRESCHOOL	1,199,444.32	1,176,907	83,890.71	416,991.11		759,915.89	64.56 %
580 EARLY CHILD & FAMILY ED	540,986.03	538,413	46,691.56	192,322.69	554.87	345,535.44	64.17 %
582 SCHOOL READINESS	112,619.94	117,303	6,730.84	35,284.93		82,018.07	69.91 %
92 583 PRESCHOOL SCREENING	53,508.01	0	0.00	3,947.32		3,947.32-	0.00 %
585 YOUTH DEV/SERV	58,630.69	62,194	5,580.59	25,174.13		37,019.87	59.52 %
586 AFTER SCHOOL ENRICHMENT	60,902.77	55,904	4,573.86	15,086.67	500.40	40,316.93	72.11 %
590 OTHER COMM SERVICES	446,132.62	548,535	42,410.25	172,897.35	1,172.38	374,465.27	68.26 %
** TOTAL PRG SERIES: 500-599 COMMUNITY ED & SERV	7,400,982.50	6,783,935	536,279.79	2,531,265.12	6,015.00	4,246,654.88	62.59 %
*** 04 COMMUNITY SERVICE	7,400,982.50	6,783,935	536,279.79	2,531,265.12	6,015.00	4,246,654.88	62.59 %
850 FACILITIES	16,489,410.26	14,200,080	481,800.03	9,310,996.57	67,944.72	4,821,138.71	33.95 %
** TOTAL PRG SERIES: 800-899 SITE,BUILDINGS,EQUIP	16,489,410.26	14,200,080	481,800.03	9,310,996.57	67,944.72	4,821,138.71	33.95 %
*** 06 CAPITAL PROJECTS	16,489,410.26	14,200,080	481,800.03	9,310,996.57	67,944.72	4,821,138.71	33.95 %
910 DEBT RED-BOND'D DEBT	6,754,065.83	7,775,172	400.00	1,619,741.26		6,155,430.74	79.16 %
** TOTAL PRG SERIES: 900-999 FISCAL & OTHER FIXED	6,754,065.83	7,775,172	400.00	1,619,741.26		6,155,430.74	79.16 %
*** 07 DEBT SERVICE	6,754,065.83	7,775,172	400.00	1,619,741.26		6,155,430.74	79.16 %
050 SCHOOL ADMINISTRATION	70,382.33	83,250	3,305.47	21,735.24		61,514.76	73.89 %
** TOTAL PRG SERIES: 000-099 ADMINISTRATION	70,382.33	83,250	3,305.47	21,735.24		61,514.76	73.89 %

PRG FD	PRIOR YEAR ACTUAL	REVISED BUDGET	11/01/09 TO 11/30/09	FISCAL YEAR 200907 EXPENDED THRU 11/30/09	ENCUMBERED THRU 11/30/09	REMAINING ON 11/30/09	PERCENT REMAINING
050 08							
110 BUSINESS SERVICES	22,158.47	37,000	900.54	9,052.89		27,947.11	75.53 %
** TOTAL PRG SERIES: 100-199 DIST. SUPPORT SERV.	22,158.47	37,000	900.54	9,052.89		27,947.11	75.53 %
211 SECONDARY ED-GENERAL	689,026.06	740,000	64,108.83	274,689.66		465,310.34	62.87 %
** TOTAL PRG SERIES: 200-299 REGULAR INSTRUCTION	689,026.06	740,000	64,108.83	274,689.66		465,310.34	62.87 %
505 COMM SERV - GENERAL	35,621.45	46,250	2,522.16	18,200.44		28,049.56	60.64 %
** TOTAL PRG SERIES: 500-599 COMMUNITY ED & SERV	35,621.45	46,250	2,522.16	18,200.44		28,049.56	60.64 %
605 GEN INSTRUCT SUPPORT	12,987.43	0	2,233.86	6,796.56		6,796.56-	0.00 %
** TOTAL PRG SERIES: 600-699 INSTRUC SUPPORT SERV	12,987.43	0	2,233.86	6,796.56		6,796.56-	0.00 %
770 FOOD SERVICES	9,297.29	2,775	524.21	4,040.28		1,265.28-	45.59-%
** TOTAL PRG SERIES: 700-799 PUPIL SUPPORT SERV	9,297.29	2,775	524.21	4,040.28		1,265.28-	45.59-%
810 OPERATIONS	15,160.64	15,725	4,543.53	12,103.56		3,621.44	23.02 %
** TOTAL PRG SERIES: 800-899 SITE,BUILDINGS,EQUIP	15,160.64	15,725	4,543.53	12,103.56		3,621.44	23.02 %
*** 08 FLEX BENEFIT FUND	854,633.67	925,000	78,138.60	346,618.63		578,381.37	62.52 %
790 OTHER PUPIL SUPP SER	47,589.50	42,000	2,000.00	14,966.25		27,033.75	64.36 %
** TOTAL PRG SERIES: 700-799 PUPIL SUPPORT SERV	47,589.50	42,000	2,000.00	14,966.25		27,033.75	64.36 %
*** 09 SCHOLARSHIP FUND	47,589.50	42,000	2,000.00	14,966.25		27,033.75	64.36 %
930 EMPLOYEE BENEFITS	93,885.24	111,872	8,417.54	25,252.62		86,619.38	77.42 %
** TOTAL PRG SERIES: 900-999 FISCAL & OTHER FIXED	93,885.24	111,872	8,417.54	25,252.62		86,619.38	77.42 %
*** 10 PRIN EARLY RET INS FUND	93,885.24	111,872	8,417.54	25,252.62		86,619.38	77.42 %
790 OTHER PUPIL SUPPORT SERVICES	0.00	0	10,356.74	10,356.74	55.39	10,412.13-	0.00 %
** TOTAL PRG SERIES: 700-799 PUPIL SUPPORT SERV	0.00	0	10,356.74	10,356.74	55.39	10,412.13-	0.00 %
*** 15 <DESC. NOT FOUND>	0.00	0	10,356.74	10,356.74	55.39	10,412.13-	0.00 %

93

PRG FD	PRIOR YEAR ACTUAL	FISCAL YEAR 200907					
		< - - - - - REVISED BUDGET	11/01/09 11/30/09	EXPENDED THRU 11/30/09	ENCUMBERED THRU 11/30/09	REMAINING ON 11/30/09	PERCENT REMAINING
050 20							
050 SCHOOL ADMINISTRATION	41,753.97	42,300	2,738.87	18,549.29		23,750.71	56.14 %
** TOTAL PRG SERIES: 000-099 ADMINISTRATION	41,753.97	42,300	2,738.87	18,549.29		23,750.71	56.14 %
105 GEN ADMIN SUPPORT	16,146.67	16,200	1,061.67	7,285.54		8,914.46	55.02 %
** TOTAL PRG SERIES: 100-199 DIST. SUPPORT SERV.	16,146.67	16,200	1,061.67	7,285.54		8,914.46	55.02 %
203 INTERMEDIATE (4-6)	424,868.78	425,700	27,944.75	192,110.46		233,589.54	54.87 %
** TOTAL PRG SERIES: 200-299 REGULAR INSTRUCTION	424,868.78	425,700	27,944.75	192,110.46		233,589.54	54.87 %
399 VOCATIONAL-GENERAL	11,580.11	11,700	760.11	5,166.97		6,533.03	55.83 %
** TOTAL PRG SERIES: 300-399 VOCATIONAL INSTRUC.	11,580.11	11,700	760.11	5,166.97		6,533.03	55.83 %
94 420 SPECIAL ED-GENERAL	205,993.37	207,000	13,539.12	92,713.73		114,286.27	55.21 %
** TOTAL PRG SERIES: 400-499 SPECIAL ED INSTRUC.	205,993.37	207,000	13,539.12	92,713.73		114,286.27	55.21 %
505 COMM SERV - GENERAL	57,247.74	57,600	3,761.51	25,714.52		31,885.48	55.35 %
** TOTAL PRG SERIES: 500-599 COMMUNITY ED & SERV	57,247.74	57,600	3,761.51	25,714.52		31,885.48	55.35 %
605 GEN INSTRUCT SUPPORT	29,439.56	29,700	1,933.09	13,167.20		16,532.80	55.66 %
** TOTAL PRG SERIES: 600-699 INSTRUC SUPPORT SERV	29,439.56	29,700	1,933.09	13,167.20		16,532.80	55.66 %
790 OTHER PUPIL SUPPORT SERVICES	67,033.74	67,500	4,403.65	30,072.97		37,427.03	55.44 %
** TOTAL PRG SERIES: 700-799 PUPIL SUPPORT SERV	67,033.74	67,500	4,403.65	30,072.97		37,427.03	55.44 %
810 OPERATIONS	42,974.53	42,300	2,838.62	19,971.50		22,328.50	52.78 %
** TOTAL PRG SERIES: 800-899 SITE,BUILDINGS,EQUIP	42,974.53	42,300	2,838.62	19,971.50		22,328.50	52.78 %
*** 20 ISF - DENTAL	897,038.47	900,000	58,981.39	404,752.18		495,247.82	55.02 %
020 SUPERINTENDENT	0.00	20,720	0.00	0.00		20,720.00	100.00 %

PRG FD	PRIOR YEAR ACTUAL	REVISED BUDGET	11/01/09 11/30/09	FISCAL YEAR 200907 EXPENDED THRU 11/30/09	ENCUMBERED THRU 11/30/09	REMAINING ON 11/30/09	PERCENT REMAINING
030 21	15,354.90	21,673	0.00	0.00		21,673.00	100.00 %
030 ASSIST SUP'T							
050 SCHOOL ADMINISTRATION	6,557.02	196,011	0.00	9,247.22		186,763.78	95.28 %
** TOTAL PRG SERIES: 000-099 ADMINISTRATION	21,911.92	238,404	0.00	9,247.22		229,156.78	96.12 %
110 BUSINESS SERVICES	0.00	24,340	0.00	16,093.84		8,246.16	33.87 %
** TOTAL PRG SERIES: 100-199 DIST. SUPPORT SERV.	0.00	24,340	0.00	16,093.84		8,246.16	33.87 %
211 SECONDARY ED-GENERAL	203,070.71	1,619,690	0.00	93,088.70		1,526,601.30	94.25 %
** TOTAL PRG SERIES: 200-299 REGULAR INSTRUCTION	203,070.71	1,619,690	0.00	93,088.70		1,526,601.30	94.25 %
810 OPERATIONS	750.00	0	0.00	15.00		15.00-	0.00 %
** TOTAL PRG SERIES: 800-899 SITE,BUILDINGS,EQUIP	750.00	0	0.00	15.00		15.00-	0.00 %
*** 21 ISF - POST RETIREMENT BENEFIT	225,732.63	1,882,434	0.00	118,444.76		1,763,989.24	93.70 %
950 TRANSFERS	2,595,313.32	0	0.00	0.00		0.00	0.00 %
** TOTAL PRG SERIES: 900-999 FISCAL & OTHER FIXED	2,595,313.32	0	0.00	0.00		0.00	0.00 %
*** 22 ISF - HEALTH SELECT 105	2,595,313.32	0	0.00	0.00		0.00	0.00 %
050 <DESC. NOT FOUND>	52,727.63	0	4,623.61	4,623.61		4,623.61-	0.00 %
** TOTAL PRG SERIES: 000-099 ADMINISTRATION	52,727.63	0	4,623.61	4,623.61		4,623.61-	0.00 %
110 <DESC. NOT FOUND>	84,206.10	0	8,046.92	8,046.92		8,046.92-	0.00 %
** TOTAL PRG SERIES: 100-199 DIST. SUPPORT SERV.	84,206.10	0	8,046.92	8,046.92		8,046.92-	0.00 %
211 <DESC. NOT FOUND>	587,086.46	0	49,736.33	49,736.33		49,736.33-	0.00 %
** TOTAL PRG SERIES: 200-299 REGULAR INSTRUCTION	587,086.46	0	49,736.33	49,736.33		49,736.33-	0.00 %
810 <DESC. NOT FOUND>	77.50	0	7.50	7.50		7.50-	0.00 %
** TOTAL PRG SERIES: 800-899 SITE,BUILDINGS,EQUIP	77.50	0	7.50	7.50		7.50-	0.00 %

96

PRG FD	PRIOR YEAR ACTUAL	FISCAL YEAR 200907					
		< - - - - - REVISED BUDGET	11/01/09 11/30/09	EXPENDED THRU 11/30/09	ENCUMBERED THRU 11/30/09	REMAINING ON 11/30/09	PERCENT REMAINING
935 25							
935 <DESC. NOT FOUND>	1,236,820.91	0	57,164.79	57,206.45		57,206.45-	0.00 %
** TOTAL PRG SERIES: 900-999	1,236,820.91	0	57,164.79	57,206.45		57,206.45-	0.00 %
FISCAL & OTHER FIXED							
*** 25 OPEB REVOCABLE TRUST	1,960,918.60	0	119,579.15	119,620.81		119,620.81-	0.00 %
*** REPORT TOTALS:	164,224,140.69	147,536,366	10,514,186.26	49,181,651.78	479,854.49	97,874,859.73	66.33 %

BURNSVILLE-EAGAN-SAVAGE

Independent School District 191

DISTRICT EXPENDITURES

BY

BUILDING/ORGANIZATIONAL UNIT

WITHIN FUND

November, 2009

ACCT STATUS: Active and Next Year Accts ACCOUNT RANGES: 01 TO 99-999
 ZERO BALANCES: Suppress Zero Balances
 SORTED BY: ACCOUNT FD ORG
 SUBTOTALLED BY: ACCOUNT FD ORG
 SERIES TOTALS: ACCOUNT ORG
 PAGE BREAK ON: <None Selected>

ORG FD	PRIOR YEAR ACTUAL	< - - - - - REVISIED BUDGET	11/01/09 11/30/09	FISCAL YEAR 200907 EXPENDED THRU 11/30/09	ENCUMBERED THRU 11/30/09	REMAINING ON 11/30/09	PERCENT REMAINING
005 01							
005 DISTRICTWIDE	26,964,622.86	9,583,010	794,064.44	4,549,038.63	155,106.97	4,878,864.40	50.91 %
006 ADMIN BLDG	32,602.83	26,900	3,870.85	12,171.25		14,728.75	54.75 %
007 ENVISION-PERFORMING ARTS CTR	0.00	299,537	36,017.82	82,542.12		216,994.88	72.44 %
008 DIAMONDHEAD	521,269.46	792,239	31,388.71	157,952.64	4,488.50	629,797.86	79.49 %
014 BURNSVILLE SR HIGH	16,753,796.31	16,328,054	1,534,115.92	5,368,228.79	69,180.57	10,890,644.64	66.69 %
015 METCALF JR HIGH	5,736,615.45	5,569,411	460,712.91	1,735,321.98	4,319.12	3,829,769.90	68.76 %
066 EAGLE RIDGE JR HIGH	5,838,350.96	5,629,585	481,035.65	1,741,078.96	3,808.83	3,884,697.21	69.00 %
085 NICOLLET JR HIGH	5,863,265.10	5,297,726	457,875.81	1,660,078.13	2,959.95	3,634,687.92	68.60 %
** TOTAL ORG SERIES: 000-099 DISTRICT WIDE	61,710,522.97	43,526,462	3,799,082.11	15,306,412.50	239,863.94	27,980,185.56	64.28 %
100 ELEMENTARY SERVICES	415,882.72	1,710,203	44,808.55	173,702.88	2,441.31	1,534,058.81	89.70 %
** TOTAL ORG SERIES: 100-199 ELEMENTARY SERVICES	415,882.72	1,710,203	44,808.55	173,702.88	2,441.31	1,534,058.81	89.70 %
200 ELE/SEC SERVICES	5,819,367.14	8,054,892	594,162.96	2,518,611.38	79,098.96	5,457,181.66	67.74 %
299 SUMMER SCHOOL	39,582.88	23,200	0.00	29,311.91		6,111.91	26.34 %
** TOTAL ORG SERIES: 200-299 ELEM/SECOND SERVICES	5,858,950.02	8,078,092	594,162.96	2,547,923.29	79,098.96	5,451,069.75	67.47 %
300 SECONDARY SERVICES	606,513.34	2,416,168	86,163.65	254,624.31	0.01	2,161,543.68	89.46 %
314 BALC - SECONDARY	224,533.59	116,263	19,234.84	50,627.12		65,635.88	56.45 %

ORG FD	PRIOR YEAR ACTUAL	REVISED BUDGET	11/01/09 TO 11/30/09	FISCAL YEAR 200907 EXPENDED THRU 11/30/09	ENCUMBERED THRU 11/30/09	REMAINING ON 11/30/09	PERCENT REMAINING
315 01							
315 BALC - ELEM/JRH	315,125.84	370,645	11,835.98	230,121.06		140,523.94	37.91 %
** TOTAL ORG SERIES: 300-399 SECONDARY SERVICES	1,146,172.77	2,903,076	117,234.47	535,372.49	0.01	2,367,703.50	81.55 %
414 BESTransition SERVICES	727,861.91	787,202	56,880.53	204,596.74	115.00	582,490.26	73.99 %
481 CEDAR ELEMENTARY	3,563,418.76	3,329,458	267,203.35	984,528.02	2,049.47	2,342,880.51	70.36 %
482 GIDEON POND ELEMENTARY	3,037,833.64	2,960,125	239,920.44	884,357.59	4,076.71	2,071,690.70	69.98 %
483 EDW NEILL ELEMENTARY	3,945,886.40	3,971,086	329,770.28	1,169,475.80	6,116.68	2,795,493.52	70.39 %
484 MARION W SAVAGE ELEMENTARY	4,472,291.80	4,239,439	361,883.58	1,266,961.47	3,536.44	2,968,941.09	70.03 %
6 485 SIOUX TRAIL ELEMENTARY	3,382,949.45	3,361,190	274,363.55	969,073.67	4,322.54	2,387,793.79	71.04 %
486 VISTA VIEW ELEMENTARY	3,706,341.90	3,811,908	320,593.85	1,093,717.26	6,160.55	2,712,030.19	71.14 %
487 BYRNE ELEMENTARY	3,346,716.52	3,759,545	328,093.95	1,133,863.18	3,535.15	2,622,146.67	69.74 %
488 RAHN ELEMENTARY	3,472,320.45	3,552,081	269,413.38	964,609.22	6,300.88	2,581,170.90	72.66 %
489 SKY OAKS ELEMENTARY	4,944,685.15	5,031,742	409,002.34	1,433,375.37	5,185.22	3,593,181.41	71.41 %
490 HIDDEN VALLEY ELEMENTARY	5,086,757.08	5,254,802	435,487.60	1,530,599.98	3,177.41	3,721,024.61	70.81 %
491 HARRIET BISHOP ELEMENTARY	3,940,081.85	4,220,012	450,892.76	1,393,605.53	6,349.53	2,820,056.94	66.82 %
** TOTAL ORG SERIES: 400-499 UNDEFINED ORG SERIES	43,627,144.91	44,278,590	3,743,505.61	13,028,763.83	50,925.58	31,198,900.59	70.46 %
500 ABE - AREA LEARNING CENTER	106,756.36	168,713	6,056.48	78,804.27		89,908.73	53.29 %
509 VALE	1,853,468.71	1,613,447	132,215.06	460,942.08	4,580.10	1,147,924.82	71.14 %

ORG FD	PRIOR YEAR ACTUAL	REVISED BUDGET	11/01/09 TO 11/30/09	FISCAL YEAR 200907 EXPENDED THRU 11/30/09	ENCUMBERED THRU 11/30/09	REMAINING ON 11/30/09	PERCENT REMAINING
514 01 CEDAR ALTERNATIVE	1,722,151.41	1,813,398	123,023.57	494,565.92	28,608.46	1,290,223.62	71.14 %
516 ANTHONY LEWIS CENTER	34,977.17	43,614	3,326.80	11,535.65	208.55	31,869.80	73.07 %
520 OPTIONS TREATMENT CENTER	34,958.52	43,614	3,283.66	11,361.69	63.92	32,188.39	73.80 %
530 SUMMER ESY K-12 STRETCH PROG	79,653.14	10,613	567.90	68,782.73		58,169.73	548.09-%
** TOTAL ORG SERIES: 500-599 COMMUNITY SERVICE	3,831,965.31	3,693,399	268,473.47	1,125,992.34	33,461.03	2,533,945.63	68.60 %
701 ST JOHN'S	14,535.93	28,333	2,016.79	6,512.17	31.19	21,789.64	76.90 %
** TOTAL ORG SERIES: 700-799 NONPUBLIC SCHOOL	14,535.93	28,333	2,016.79	6,512.17	31.19	21,789.64	76.90 %
*** 01 GENERAL	116,605,174.63	104,218,155	8,569,283.96	32,724,679.50	405,822.02	71,087,653.48	68.21 %
1005 DISTRICTWIDE	1,114,377.57	815,601	38,528.11	211,249.68	17.36	604,333.96	74.09 %
014 BURNSVILLE SR HIGH	665,419.66	720,152	66,653.57	179,724.97		540,427.03	75.04 %
015 METCALF JR HIGH	336,814.53	362,318	34,519.42	97,286.48		265,031.52	73.14 %
066 EAGLE RIDGE JR HIGH	371,728.10	386,399	34,188.35	101,684.87		284,714.13	73.68 %
085 NICOLLET JR HIGH	317,428.27	333,305	29,747.19	87,490.93		245,814.07	73.75 %
** TOTAL ORG SERIES: 000-099 DISTRICT WIDE	2,805,768.13	2,617,775	203,636.64	677,436.93	17.36	1,940,320.71	74.12 %
482 GIDEON POND ELEMENTARY	184,525.64	188,070	17,017.57	49,195.03		138,874.97	73.84 %
483 EDW NEILL ELEMENTARY	177,295.87	182,988	15,343.42	48,004.89		134,983.11	73.76 %
484 MARION W SAVAGE ELEMENTARY	182,385.12	189,101	19,849.78	52,599.32		136,501.68	72.18 %
485 SIOUX TRAIL ELEMENTARY	169,852.52	175,795	17,384.93	50,661.42		125,133.58	71.18 %

ORG FD	PRIOR YEAR ACTUAL	REVISED BUDGET	11/01/09 TO 11/30/09	FISCAL YEAR 200907 EXPENDED THRU 11/30/09	ENCUMBERED THRU 11/30/09	REMAINING ON 11/30/09	PERCENT REMAINING
486 02							
486 VISTA VIEW ELEMENTARY	188,236.25	190,216	18,553.95	51,181.27		139,034.73	73.09 %
487 BYRNE ELEMENTARY	157,310.45	163,638	16,991.53	48,009.38		115,628.62	70.66 %
488 RAHN ELEMENTARY	157,684.82	160,151	13,131.47	43,902.70		116,248.30	72.58 %
489 SKY OAKS ELEMENTARY	220,742.89	210,330	22,454.31	86,527.19		123,802.81	58.86 %
490 HIDDEN VALLEY ELEMENTARY	221,267.39	246,242	20,868.72	60,692.79		185,549.21	75.35 %
491 HARRIET BISHOP ELEMENTARY	208,596.31	223,194	17,800.82	61,774.34		161,419.66	72.32 %
** TOTAL ORG SERIES: 400-499	1,867,897.26	1,929,725	179,396.50	552,548.33		1,377,176.67	71.36 %
UNDEFINED ORG SERIES							
*** 02 FOOD SERVICE	4,673,665.39	4,547,500	383,033.14	1,229,985.26	17.36	3,317,497.38	72.95 %
005 DISTRICTWIDE	5,625,730.65	6,150,218	265,915.92	724,972.08		5,425,245.92	88.21 %
** TOTAL ORG SERIES: 000-099	5,625,730.65	6,150,218	265,915.92	724,972.08		5,425,245.92	88.21 %
DISTRICT WIDE							
*** 03 TRANSPORTATION	5,625,730.65	6,150,218	265,915.92	724,972.08		5,425,245.92	88.21 %
005 DISTRICTWIDE	660,020.77	0	0.00	0.00		0.00	0.00 %
008 DIAMONDHEAD	0.00	0	6,595.68	23,306.56		23,306.56	0.00 %
014 BURNSVILLE SR HIGH	65,762.88	36,428	0.00	34,659.96		1,768.04	4.85 %
** TOTAL ORG SERIES: 000-099	725,783.65	36,428	6,595.68	57,966.52		21,538.52	59.12 %
DISTRICT WIDE							
482 GIDEON POND ELEMENTARY	130,552.79	32,300	2,622.94	9,692.42		22,607.58	69.99 %
483 EDW NEILL ELEMENTARY	97,245.55	53,714	4,366.66	14,983.00		38,731.00	72.10 %
484 MARION W SAVAGE ELEMENTARY	117,257.10	52,292	4,281.65	14,569.35		37,722.65	72.13 %
485 SIOUX TRAIL ELEMENTARY	189,785.65	296,408	20,638.05	125,087.42		171,320.58	57.79 %

101

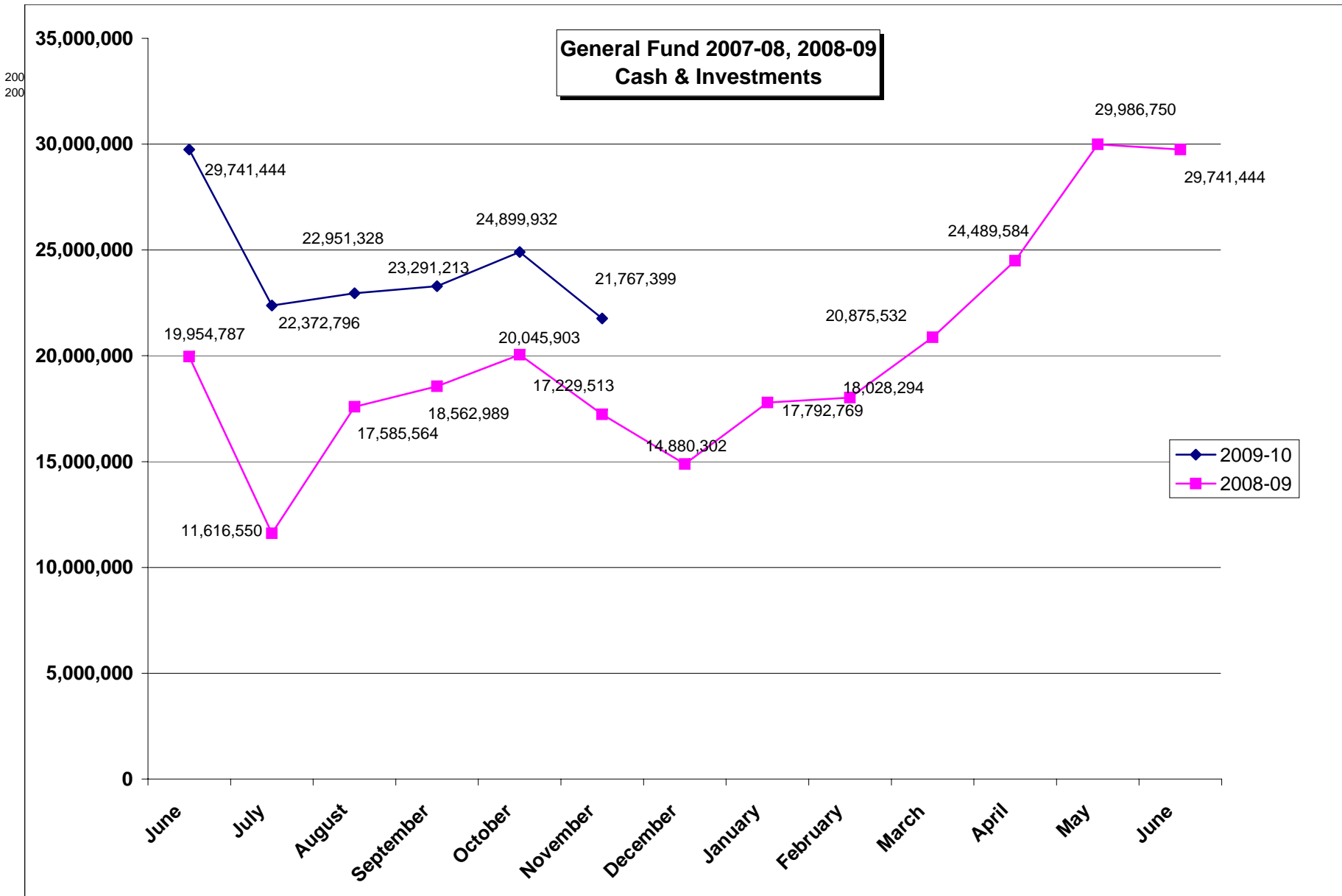
ORG FD	PRIOR YEAR ACTUAL	REVISED BUDGET	11/01/09 11/30/09	FISCAL YEAR 200907 EXPENDED THRU 11/30/09	ENCUMBERED THRU 11/30/09	REMAINING ON 11/30/09	PERCENT REMAINING
486 04							
486 VISTA VIEW ELEMENTARY	214,206.08	278,912	25,591.23	93,545.59		185,366.41	66.46 %
487 BYRNE ELEMENTARY	139,012.08	40,249	6,240.97	16,908.18		23,340.82	57.99 %
488 RAHN ELEMENTARY	183,704.45	160,926	6,671.14	21,485.97		139,440.03	86.64 %
489 SKY OAKS ELEMENTARY	249,510.95	357,784	28,987.90	139,675.85		218,108.15	60.96 %
490 HIDDEN VALLEY ELEMENTARY	259,958.39	243,885	21,602.66	141,710.15		102,174.85	41.89 %
491 HARRIET BISHOP ELEMENTARY	235,486.29	286,790	21,742.89	121,464.23		165,325.77	57.64 %
** TOTAL ORG SERIES: 400-499 UNDEFINED ORG SERIES	1,816,719.33	1,803,260	142,746.09	699,122.16		1,104,137.84	61.23 %
102 500 ABE - AREA LEARNING CENTER	4,744,965.53	4,822,972	382,378.78	1,750,571.12	5,893.82	3,066,507.06	63.58 %
** TOTAL ORG SERIES: 500-599 COMMUNITY SERVICE	4,744,965.53	4,822,972	382,378.78	1,750,571.12	5,893.82	3,066,507.06	63.58 %
701 ST JOHN'S	102,498.48	108,775	4,559.24	20,880.92	121.18	87,772.90	80.69 %
704 TESSERACT SCHOOL	5,601.26	5,000	0.00	0.00		5,000.00	100.00 %
799 HOME SCHOOLS	5,414.25	7,500	0.00	2,724.40		4,775.60	63.67 %
** TOTAL ORG SERIES: 700-799 NONPUBLIC SCHOOL	113,513.99	121,275	4,559.24	23,605.32	121.18	97,548.50	80.43 %
*** 04 COMMUNITY SERVICE	7,400,982.50	6,783,935	536,279.79	2,531,265.12	6,015.00	4,246,654.88	62.59 %
005 DISTRICTWIDE	0.00	0	5,387.94	107,187.95	712.00	107,899.95-	0.00 %
006 ADMIN BLDG	0.00	0	0.00	20,557.00		20,557.00-	0.00 %
014 BURNSVILLE SR HIGH	4,468,365.39	6,390,041	126,336.63	4,413,342.45	1,640.21	1,975,058.34	30.90 %
015 METCALF JR HIGH	2,542,211.04	6,056,455	325,613.70	4,300,639.50	58,282.51	1,697,532.99	28.02 %

ORG FD	PRIOR YEAR ACTUAL	REVISED BUDGET	11/01/09 11/30/09	FISCAL YEAR 200907 EXPENDED THRU 11/30/09	ENCUMBERED THRU 11/30/09	REMAINING ON 11/30/09	PERCENT REMAINING
066 06							
066 EAGLE RIDGE JR HIGH	18,538.00	0	0.00	0.00		0.00	0.00 %
** TOTAL ORG SERIES: 000-099 DISTRICT WIDE	7,029,114.43	12,446,496	457,338.27	8,841,726.90	60,634.72	3,544,134.38	28.47 %
482 GIDEON POND ELEMENTARY	1,647,490.44	0	0.00	751.00		751.00-	0.00 %
483 EDW NEILL ELEMENTARY	2,039,613.58	0	0.00	7,380.44	768.00	8,148.44-	0.00 %
484 MARION W SAVAGE ELEMENTARY	586,083.22	148,962	0.00	98,132.76		50,829.24	34.12 %
486 VISTA VIEW ELEMENTARY	1,373,768.57	0	0.00	15,661.00		15,661.00-	0.00 %
487 BYRNE ELEMENTARY	235,423.43	0	0.00	0.00		0.00	0.00 %
103 488 RAHN ELEMENTARY	29,693.63	378,000	0.00	239,088.38		138,911.62	36.74 %
489 SKY OAKS ELEMENTARY	32,917.74	1,085,353	0.00	0.00		1,085,353.00	100.00 %
490 HIDDEN VALLEY ELEMENTARY	23,058.37	141,269	0.00	83,272.33		57,996.67	41.05 %
491 HARRIET BISHOP ELEMENTARY	13,785.52	0	0.00	0.00		0.00	0.00 %
** TOTAL ORG SERIES: 400-499 UNDEFINED ORG SERIES	5,981,834.50	1,753,584	0.00	444,285.91	768.00	1,308,530.09	74.62 %
514 CEDAR ALTERNATIVE	3,478,461.33	0	24,461.76	24,983.76	6,542.00	31,525.76-	0.00 %
** TOTAL ORG SERIES: 500-599 COMMUNITY SERVICE	3,478,461.33	0	24,461.76	24,983.76	6,542.00	31,525.76-	0.00 %
*** 06 CAPITAL PROJECTS	16,489,410.26	14,200,080	481,800.03	9,310,996.57	67,944.72	4,821,138.71	33.95 %
005 DISTRICTWIDE	6,754,065.83	7,775,172	400.00	1,619,741.26		6,155,430.74	79.16 %
** TOTAL ORG SERIES: 000-099 DISTRICT WIDE	6,754,065.83	7,775,172	400.00	1,619,741.26		6,155,430.74	79.16 %
*** 07 DEBT SERVICE	6,754,065.83	7,775,172	400.00	1,619,741.26		6,155,430.74	79.16 %
005 DISTRICTWIDE	854,633.67	925,000	78,138.60	346,618.63		578,381.37	62.52 %
** TOTAL ORG SERIES: 000-099 DISTRICT WIDE	854,633.67	925,000	78,138.60	346,618.63		578,381.37	62.52 %
*** 08 FLEX BENEFIT FUND	854,633.67	925,000	78,138.60	346,618.63		578,381.37	62.52 %

ORG FD	PRIOR YEAR ACTUAL	REVISED BUDGET	11/01/09 11/30/09	FISCAL YEAR 200907 EXPENDED THRU 11/30/09	ENCUMBERED THRU 11/30/09	REMAINING ON 11/30/09	PERCENT REMAINING
300 09							
300 SECONDARY SERVICES	47,589.50	42,000	2,000.00	14,966.25		27,033.75	64.36 %
** TOTAL ORG SERIES: 300-399	47,589.50	42,000	2,000.00	14,966.25		27,033.75	64.36 %
SECONDARY SERVICES							
*** 09 SCHOLARSHIP FUND	47,589.50	42,000	2,000.00	14,966.25		27,033.75	64.36 %
005 DISTRICTWIDE	93,885.24	111,872	8,417.54	25,252.62		86,619.38	77.42 %
** TOTAL ORG SERIES: 000-099	93,885.24	111,872	8,417.54	25,252.62		86,619.38	77.42 %
DISTRICT WIDE							
*** 10 PRIN EARLY RET INS FUND	93,885.24	111,872	8,417.54	25,252.62		86,619.38	77.42 %
008 CAFE	0.00	0	10,356.74	10,356.74	55.39	10,412.13-	0.00 %
** TOTAL ORG SERIES: 000-099	0.00	0	10,356.74	10,356.74	55.39	10,412.13-	0.00 %
DISTRICT WIDE							
*** 15 <DESC. NOT FOUND>	0.00	0	10,356.74	10,356.74	55.39	10,412.13-	0.00 %
005 DISTRICTWIDE	897,038.47	900,000	58,981.39	404,752.18		495,247.82	55.02 %
** TOTAL ORG SERIES: 000-099	897,038.47	900,000	58,981.39	404,752.18		495,247.82	55.02 %
DISTRICT WIDE							
*** 20 ISF - DENTAL	897,038.47	900,000	58,981.39	404,752.18		495,247.82	55.02 %
005 DISTRICTWIDE	225,732.63	1,882,434	0.00	118,444.76		1,763,989.24	93.70 %
** TOTAL ORG SERIES: 000-099	225,732.63	1,882,434	0.00	118,444.76		1,763,989.24	93.70 %
DISTRICT WIDE							
*** 21 ISF - POST RETIREMENT BENEFIT	225,732.63	1,882,434	0.00	118,444.76		1,763,989.24	93.70 %
005 DISTRICTWIDE	2,595,313.32	0	0.00	0.00		0.00	0.00 %
** TOTAL ORG SERIES: 000-099	2,595,313.32	0	0.00	0.00		0.00	0.00 %
DISTRICT WIDE							
*** 22 ISF - HEALTH SELECT 105	2,595,313.32	0	0.00	0.00		0.00	0.00 %
005 <DESC. NOT FOUND>	1,960,918.60	0	119,579.15	119,620.81		119,620.81-	0.00 %
** TOTAL ORG SERIES: 000-099	1,960,918.60	0	119,579.15	119,620.81		119,620.81-	0.00 %
DISTRICT WIDE							
*** 25 OPEB REVOCABLE TRUST	1,960,918.60	0	119,579.15	119,620.81		119,620.81-	0.00 %
*** REPORT TOTALS:	164,224,140.69	147,536,366	10,514,186.26	49,181,651.78	479,854.49	97,874,859.73	66.33 %

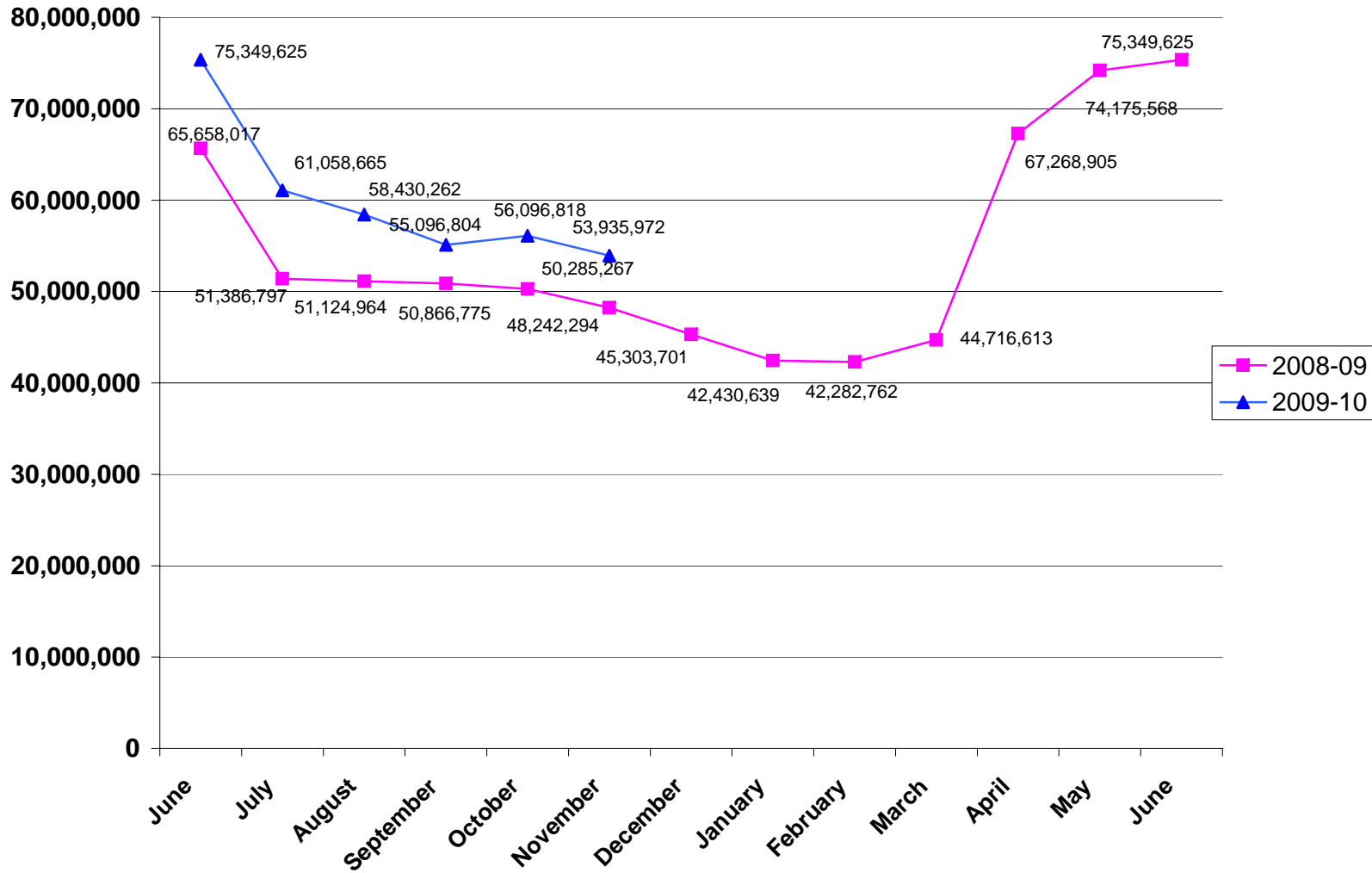
104

**General Fund 2007-08, 2008-09
Cash & Investments**



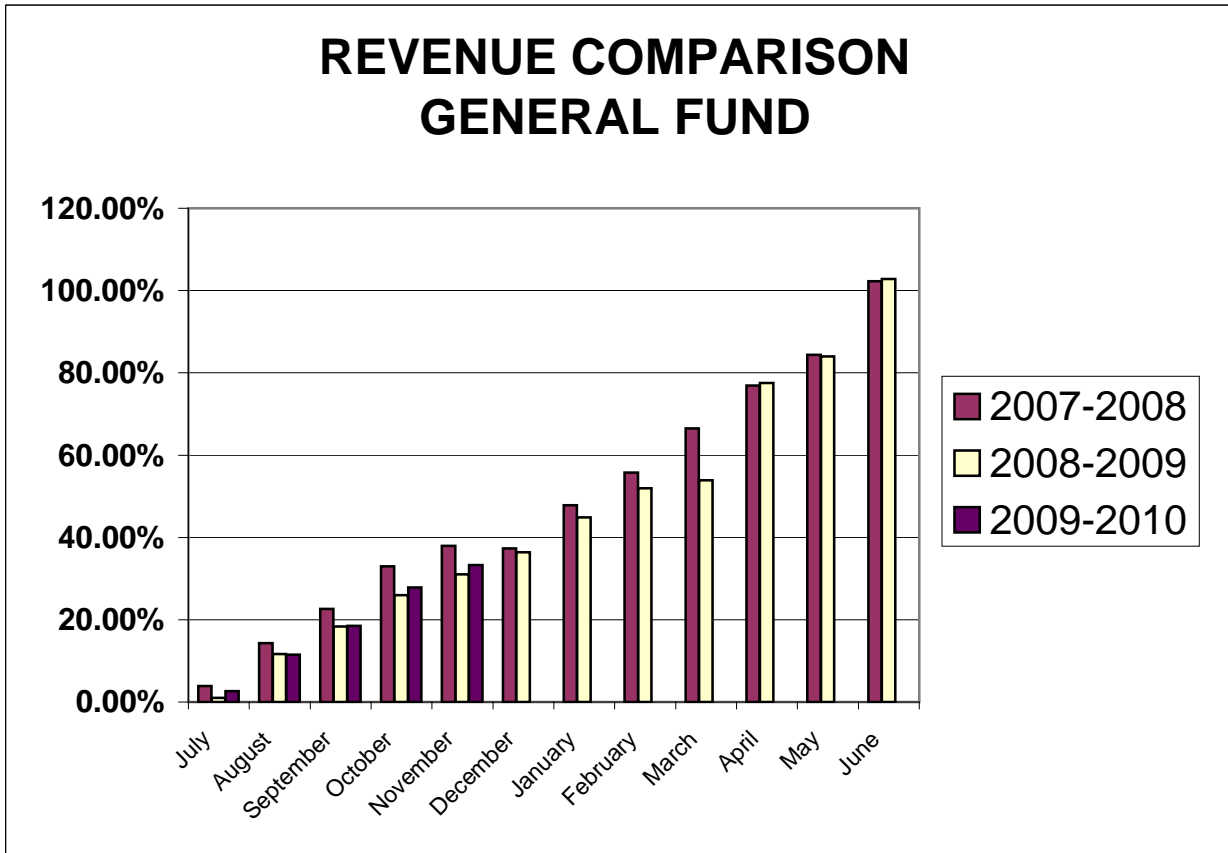
105

**All Funds
2007-08, 2008-09 Cash & Investments**



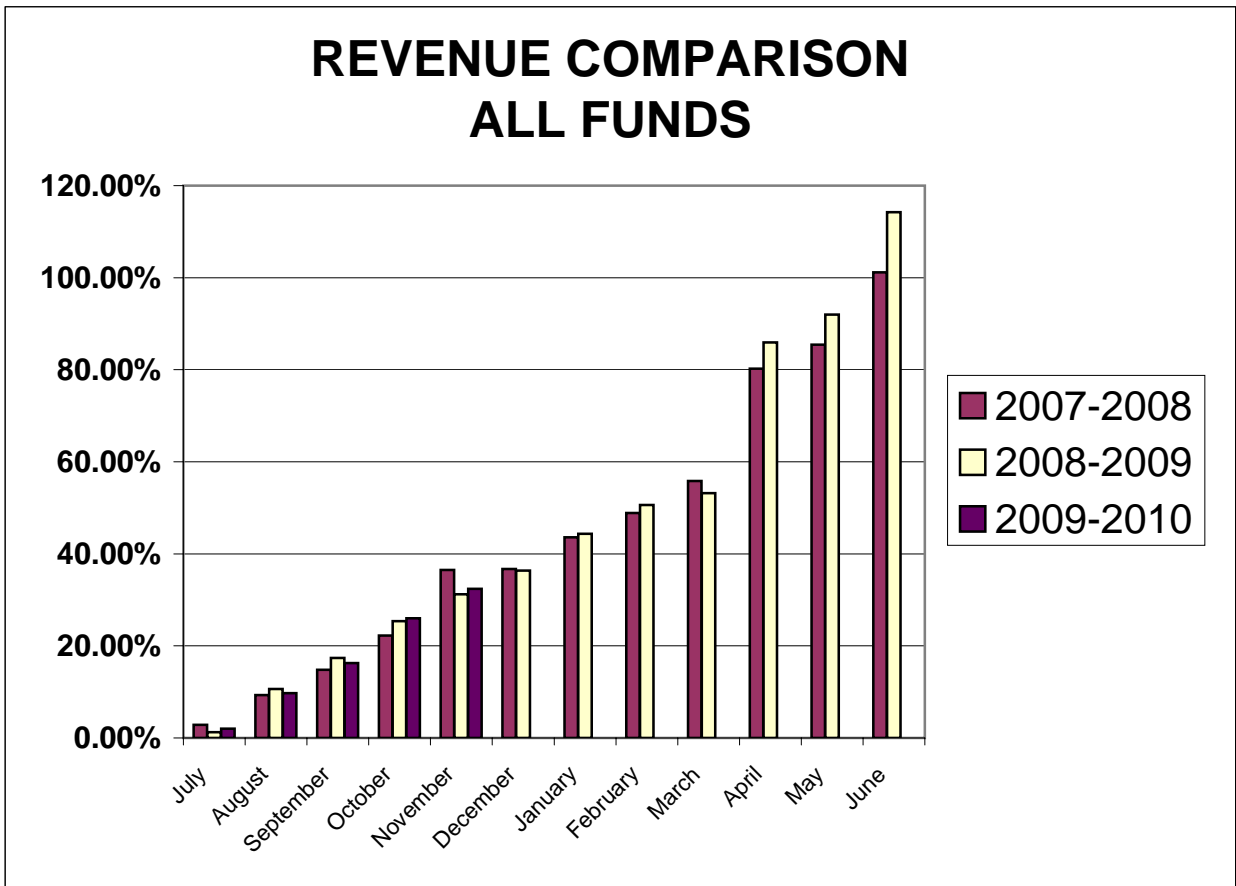
**REVENUE COMPARISON
GENERAL FUND**

	2007-2008		2008-2009		2009-2010	
	\$ Year-to-Date	% of Budget	\$ Year-to-Date	% of Budget	\$ Year-to-Date	% of Budget
July	3,965,884	3.89%	1,296,759	1.01%	2,871,521	2.68%
August	14,620,377	14.32%	14,958,823	11.66%	12,347,748	11.52%
September	23,105,183	22.63%	23,539,868	18.35%	19,851,576	18.52%
October	33,643,143	32.96%	33,283,925	25.95%	29,813,213	27.81%
November	38,728,997	37.94%	39,845,301	31.06%	35,667,576	33.27%
December	38,115,165	37.34%	46,642,783	36.36%		
January	48,850,742	47.86%	57,524,506	44.85%		
February	56,932,960	55.77%	66,613,832	51.93%		
March	67,907,516	66.52%	69,154,793	53.92%		
April	78,530,394	76.93%	99,417,567	77.51%		
May	86,147,641	84.39%	107,746,997	84.00%		
June	104,438,364	102.30%	131,901,250	102.83%		
BUDGET	102,079,800	100.00%	128,265,475	100.00%	107,211,600	100.00%



**REVENUE COMPARISON
ALL FUNDS**

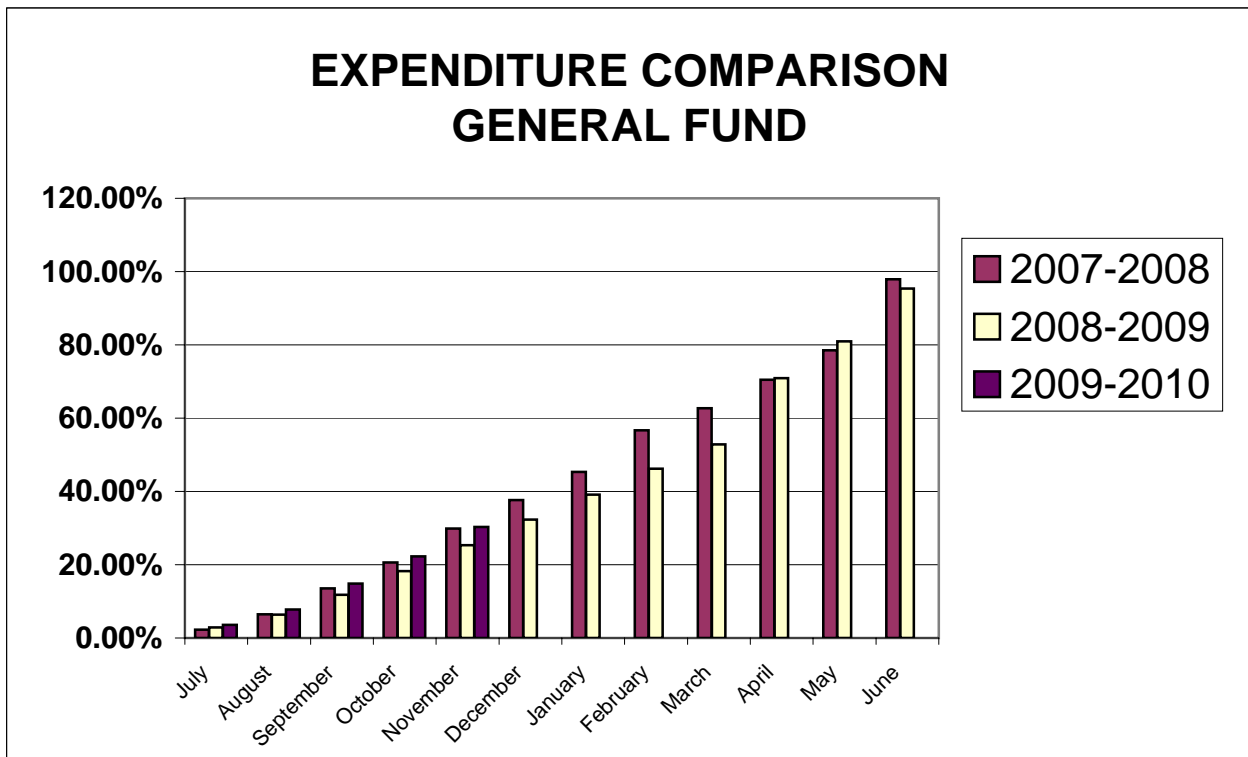
	2007-2008		2008-2009		2009-2010	
	\$	%	\$	%	\$	%
	Year-to-Date	of Budget	Year-to-Date	of Budget	Year-to-Date	of Budget
July	4,879,412	2.82%	1,858,832	1.22%	2,664,432	2.03%
August	16,136,078	9.32%	16,247,032	10.62%	12,740,367	9.72%
September	25,660,091	14.82%	26,539,157	17.35%	21,310,025	16.26%
October	38,497,721	22.23%	38,762,224	25.35%	34,096,925	26.01%
November	63,258,817	36.53%	47,784,521	31.25%	42,519,169	32.43%
December	63,627,793	36.74%	55,596,293	36.36%		
January	75,536,873	43.62%	67,807,260	44.34%		
February	84,675,831	48.89%	77,436,435	50.64%		
March	96,704,153	55.84%	81,353,289	53.20%		
April	138,905,413	80.21%	131,397,074	85.92%		
May	147,956,331	85.44%	140,703,112	92.01%		
June	175,138,206	101.13%	174,665,508	114.22%		
BUDGET	173,179,535	100.00%	152,920,964	100.00%	131,093,621	100.00%



**EXPENDITURE COMPARISON
GENERAL FUND**

	2007-2008		2008-2009		2009-2010	
	\$ Year-to-Date	% of Budget	\$ Year-to-Date	% of Budget	\$ Year-to-Date	% of Budget
July	2,338,615	2.24%	3,698,233	2.89%	3,991,603	3.62%
August	6,722,861	6.43%	8,137,409	6.35%	8,598,373	7.79%
September	14,151,622	13.55%	15,133,822	11.81%	16,345,602	14.81%
October	21,512,539	20.59%	23,380,076	18.25%	24,614,501	22.30%
November	31,207,244	29.87%	32,450,703	25.33%	33,449,701	30.31%
December	39,350,313	37.66%	41,448,779	32.35%		
January	47,354,070	45.33%	50,107,345	39.11%		
February	56,866,732	56.70%	59,242,188	46.24%		
March	65,561,931	62.75%	67,719,897	52.85%		
April	73,615,536	70.46%	90,881,891	70.94%		
May	82,000,981	78.49%	103,699,855	80.94%		
June	102,264,853	97.88%	122,230,905	95.41%		
BUDGET	104,476,389	100.00%	128,116,873	100.00%	110,368,169	100.00%

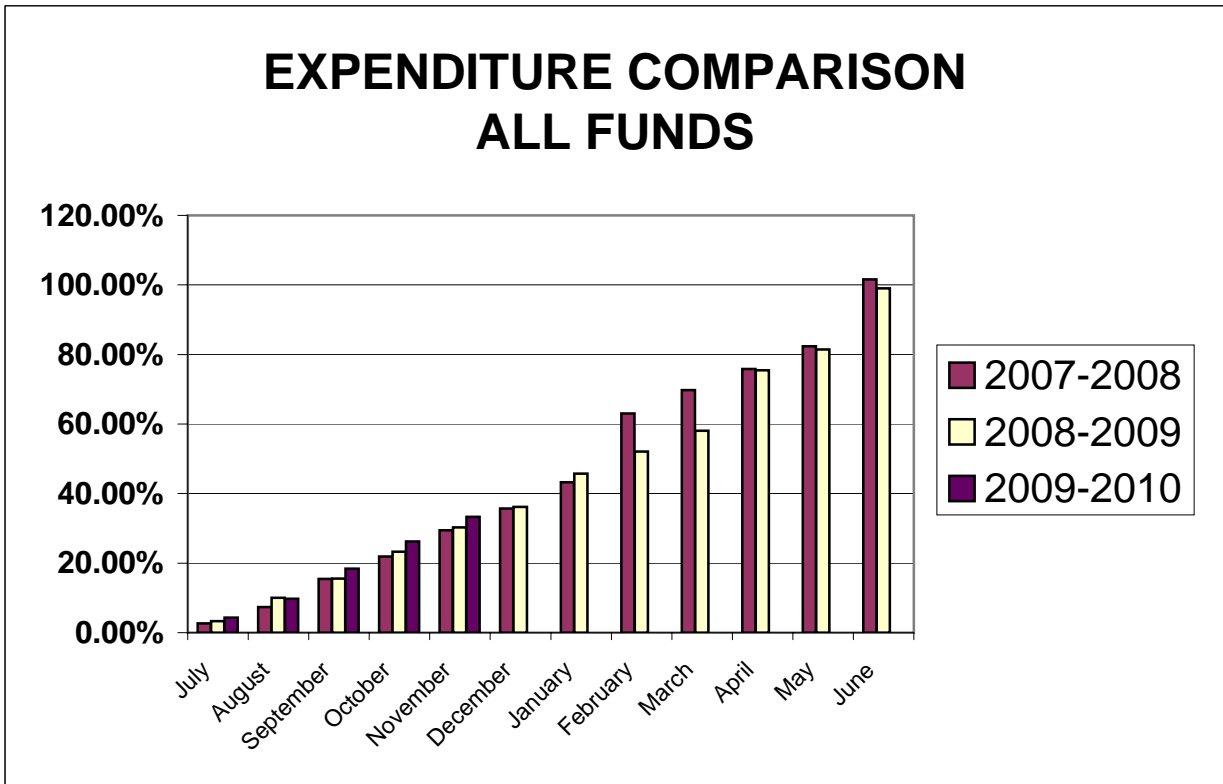
Does not include encumbrances (unpaid open purchase orders)
Combines General and Transportation from reports



**EXPENDITURE COMPARISON
ALL FUNDS**

	2007-2008		2008-2009		2009-2010	
	\$	%	\$	%	\$	%
	Year-to-Date	of Budget	Year-to-Date	of Budget	Year-to-Date	of Budget
July	4,046,490	2.63%	5,521,224	3.35%	6,321,339	4.28%
August	11,356,404	7.38%	16,467,956	9.99%	14,393,486	9.76%
September	23,836,305	15.49%	25,607,012	15.53%	27,125,784	18.39%
October	33,684,986	21.89%	38,425,616	23.30%	38,667,515	26.21%
November	45,346,447	29.46%	49,093,080	30.26%	49,181,701	33.34%
December	54,964,409	35.71%	59,673,298	36.19%		
January	66,498,539	43.21%	75,425,616	45.74%		
February	96,984,963	63.02%	85,873,860	52.08%		
March	107,312,321	69.73%	95,776,076	58.09%		
April	116,742,715	75.86%	124,380,103	75.43%		
May	126,696,524	82.32%	134,305,443	81.45%		
June	156,427,616	101.64%	163,245,778	99.00%		
BUDGET	153,900,935	100.00%	164,888,551	100.00%	147,536,162	100.00%

Does not include encumbrances (unpaid open purchase orders)



To: Members of the Board of Education
Superintendent Randy Clegg

From: Susan J. Grissom
Executive Director of Human Resources

Date: January 21, 2010

RE: **Approve job descriptions for the positions of
Community Education Building Supervisor and Theatre and Store
Operational Manager**

**RECOMMENDATION: THAT THE BOARD OF EDUCATION
APPROVE THE JOB DESCRIPTIONS FOR THE POSITIONS OF
COMMUNITY EDUCATION BUILDING SUPERVISOR AND BHS
THEATRE AND STORE OPERATIONAL MANAGER**

Discussion:

Administrators are constantly responding to identified needs and reorganizing to meet those needs. In working with the Burnsville Athletic Club, the Director of Community Education, Tom Umhoefer recognized the need to coordinate with organizations that rent our facilities to better meet their needs. A building supervisor will be able to ensure equipment is available, respond to questions, supervise and secure areas and serve as a liaison between custodial staff, building staff, and community education. The board is asked to approve the job description for a community education building supervisor. The cost of the position will be borne by the users who rent the facility.

The school store developed by WEH teachers at the high school has been moved from the G wing to the front door. The growth in school store business as well as its proximity to the theatre and theatre patrons lends itself to consolidation of operational duties. The school store will now be managed by the theatre operational manager. This consolidation will mean the activities in each venue can be used to support the work of the other. The board is asked to approve the job description for a BHS Theatre and Store Operational Manager. This position is not affiliated with any union.

The salary of the theatre manager will be enhanced to reflect the added duties and responsibilities.

**ISD # 191 Job Description
(CE.BLDG.SUP)
JOB TITLE: Community Education Building Supervisor**

Exempt (Y/N): No

DATE: January 21, 2010

DEPARTMENT: Community Education - Pay Grade 4

SUPERVISOR: Director of Community Education

SUMMARY: Supervises the smooth operation of evening and weekend community education programs and users of facilities scheduled by the district by performing the essential duties and responsibilities:

ESSENTIAL DUTIES AND RESPONSIBILITIES include the following. Other duties may be assigned.

Supervises and monitors the smooth operation of community education programs through communication and physical presence

Monitors behavior of participants and operation of programs and solves minor issues with communication, problem-solving, and reporting

Provides clients with contracts, participant lists, materials and other communications as directed

Ensures all equipment needs for programs are provided and set up

Demonstrates operation of common equipment; computers and audiovisual equipment

Establishes positive relationships and ongoing communications with building principals, custodial staff, community education staff, and community participants

Follows all district security and emergency procedures

While on duty, regularly checks and addresses as needed, key areas of use including but not limited to; equipment storage areas, entrances, exits, and restrooms

Positively supports established program

Completes and submits forms, records and reports in a timely manner

Drives car from on site to another during working hours

SUPERVISORY RESPONSIBILITIES: This position supervises the smooth operation of community education programs.

QUALIFICATION REQUIREMENTS: To perform this job successfully, an individual must be able to perform each essential duty satisfactorily. The requirements listed below are representative of the knowledge, skill, and/or ability required. Reasonable accommodations may be made to enable individuals with disabilities to perform the essential functions.

EDUCATION and/or EXPERIENCE: High school diploma or general education degree

(GED). Experience working with students in a school setting or organized program desirable.

LANGUAGE SKILLS: Ability to read and interpret documents such as safety rules, operating and maintenance instructions, and procedure manuals. Ability to write routine reports and correspondence. Ability to comprehend and communicate in English with employees, participants, parents and community members.

MATHEMATICAL SKILLS: Ability to add, subtract, multiply, and divide in all units of measure, using whole numbers, common fractions, and decimals. Ability to compute rate, ratio, and percent.

REASONING ABILITY: Ability to apply common sense understanding to carry out instructions furnished in written, oral, or diagram form. Ability to deal with problems involving several concrete variables in standardized situations.

OTHER SKILLS and ABILITIES:

Interpersonal skills, including ability to work well with others, be polite, helpful, courteous and compassionate

Computer skills

Communication skills

Positive role model for participants

Ability to organize and prioritize

Ability to maintain regular attendance

Ability and willingness to follow District rules and policies

Ability and willingness to follow directives from supervisors

Ability to adapt to situations

PHYSICAL DEMANDS: The physical demands described here are representative of those that must be met by an employee to successfully perform the essential functions of this job. Reasonable accommodations may be made to enable individuals with disabilities to perform the essential functions.

While performing the duties of this job, the employee is regularly required to use hands to finger, handle, or feel objects, tools, or controls; reach with hands and arms; and talk or hear. The employee frequently is required to stand, walk, and sit. The employee is occasionally required to stoop, kneel, crouch, or crawl.

The employee must frequently lift and/or move up to 10 pounds and occasionally lift and/or move up to 50 pounds. Specific vision abilities required by this job include close vision, distance vision, color vision, peripheral vision, depth perception, and the ability to adjust focus.

WORK ENVIRONMENT: The work environment characteristics described here are

representative of those an employee encounters while performing the essential functions of this job. Reasonable accommodations may be made to enable individuals with disabilities to perform the essential functions.

The noise level in the work environment is usually moderate. When working in some classrooms, in the lunchroom, or in a gymnasium, the noise level could be loud.

**ISD # 191 Job Description
(NON AFFILIATED THSTOPSM)
JOB TITLE: Burnsville High School Theatre and Stores Operational Manager**

Exempt (Y/N): YES

DATE: January 21, 2010

DEPARTMENT: Administration

SUPERVISOR: Principal, BHS

SUMMARY: Plans, directs and oversees operations of the theatre and store by performing the following duties.

ESSENTIAL DUTIES AND RESPONSIBILITIES include the following. Other duties may be assigned.

Facilitates short-range planning for the theatre and store and oversees daily operation

Coordinates the scheduling of school, district and community events in the theatre

Oversees operation of the theater when district users schedule an event; works in collaboration with directors and instructors for BHS and community productions

Recommends theatrical selections to administration

Maintains an inventory of all theater equipment and supplies

Orders and maintains appropriate inventory control for store merchandise

Coordinates capital and supply procurement for the theater and store

Directs and coordinates storing and securing theater supplies and equipment.

Assesses audience and customer needs and selects productions and merchandise to support the financial solvency of the theatre and store

Assists in supervision and securing of the theater when an event is scheduled and when the store is open

Establishes and fills theatre and store work schedules; ensures appropriate coverage when unexpected absences occur

Coordinates student volunteer schedules with the appropriate teaching staff

Trains employees and volunteers in proper use of theatre and store equipment including technical equipment and the cash register

Ensures compliance with cash and credit procedures including secure handling and

accurate accounting, using appropriate budget codes, tracking revenues and expenditures and staying within budget guidelines

Develops marketing materials for theatre productions and store and communicates via the website, e-mail and print

Researches and recommends information technology solutions to sell tickets on-line and through the store

Resolves minor complaints with theatre and store patrons

SUPERVISORY RESPONSIBILITIES: This position supervises users of the theatre and employees and student volunteers in the school store

QUALIFICATION REQUIREMENTS: To perform this job successfully, an individual must be able to perform each essential duty satisfactorily. The requirements listed below are representative of the knowledge, skill, and/or ability required. Reasonable accommodations may be made to enable individuals with disabilities to perform the essential functions.

EDUCATION and/or EXPERIENCE: High school diploma or GED required. Two - four years of college preferred. Five to seven years of experience with all aspects of theatre production (artistic and technical) required.

LANGUAGE SKILLS: Ability to read and interpret documents such as safety rules, operating and maintenance instructions, and procedure manuals. Ability to write routine reports and correspondence. Ability to speak effectively before groups of students, parents, or employees of the District in English.

MATHEMATICAL SKILLS: Ability to calculate figures and amounts such as discounts, interest, commissions, proportions, percentages, area, circumference, and volume. Ability to apply concepts of basic algebra and geometry. Ability to understand budget and mathematical concepts necessary to determine fees, etc.

REASONING ABILITY: Ability to solve practical problems and deal with a variety of concrete variables in situations where only limited standardization exists. Ability to interpret a variety of instructions furnished in written, oral, diagram, or schedule form.

OTHER SKILLS and ABILITIES:

Information technology skills

Organizational and management skills.

Ability to run all technical components of the MRAZ Center sound and lighting systems

Ability to run a cash register and utilize applications for inventory control

Ability to maintain regular attendance

Cultural competence; ability to work with others from culturally diverse backgrounds

Interpersonal skills, including ability to work well with others, be polite, helpful,

courteous and compassionate.

Ability and willingness to follow District rules and policies.


Ability and willingness to follow directives from supervisors.

PHYSICAL DEMANDS: The physical demands described here are representative of those that must be met by an employee to successfully perform the essential functions of this job. Reasonable accommodations may be made to enable individuals with disabilities to perform the essential functions.

While performing the duties of this job, the employee is regularly required to stand; walk; use hands to finger, handle, or feel objects, tools, or controls; reach with hands and arms; climb or balance; stoop, kneel, crouch, or crawl; and talk or hear. The employee is occasionally required to sit. The employee must regularly lift and/or move more than 50 pounds, frequently lift and/or move up to 80 pounds, and occasionally lift and/or move up to 100 pounds. Specific vision abilities required by this job include close vision, distance vision, color vision, peripheral vision, depth perception, and the ability to adjust focus.

WORK ENVIRONMENT: The work environment characteristics described here are representative of those an employee encounters while performing the essential functions of this job. Reasonable accommodations may be made to enable individuals with disabilities to perform the essential functions.

While performing the duties of this job, the employee regularly works near moving mechanical parts and in high, precarious places. The employee is occasionally exposed to risk of electrical shock and fumes or airborne particles. The noise level in the work environment is usually moderate, but could be very loud, depending on the particular activity at the theatre.



TO: Members, Board of Education Agenda II.B.7
January 21, 2010

FROM: DeeDee Currier, Chair

DATE: January 20, 2010

RE: Board Committee Appointments

Recommendation: That the Board of Education approve the Board Committee Appointments for 2010.

**BURNSVILLE-EAGAN-SAVAGE PUBLIC SCHOOLS
INDEPENDENT SCHOOL DISTRICT 191
BOARD OF EDUCATION
2010 Board Representative Appointments**

Position

2010

Intermediate School District 917

Represent District 191 on Intermediate School District 917
1st and 3rd Tuesday with exception of one meeting in August and one in January; 7 – 9 p.m. plus occasionally committee meetings prior to regular meeting; meet at DCTC; three-year terms

Vicki Roy
(term ends 6/30/12)

Minnesota State High School League

Represent the School District at regional and state meetings (periodic meetings)

DeeDee Currier
Ron Hill

Legislative Coalition

Track and influence legislation affecting public schools and District 191 through the involvement of staff and community
Every other week

DeeDee Currier
Sue Martin
Sandy Sweep

Meet and Confer

Meet with bargaining unit representatives (BEA/Principals) monthly -- usually @ 3:45 p.m. on Tuesday

Nancy Banyard
Sue Martin
Sandy Sweep

Negotiating Committee

Represents the Board in the employer/employee bargaining process

Board Agenda Committee

Meet with Superintendent to develop and review meeting agendas. Twice monthly, week before meeting

DeeDee Currier
Ron Hill
Sandy Sweep

Policy Review Committee

Review existing Board Policy Manual and recommend revisions and updates as appropriate and required

Nancy Banyard
Dan Luth
Gail Morrison

Position

2010

Foundation 191

Board liaison to school district foundation. Monthly Board meeting and event participation.

DeeDee Currier

AMSD (Association of Metropolitan School Districts)
Two Fridays each month 7 – 9 a.m.

Sue Martin

Burnsville Chamber of Commerce

Provides a vehicle for interaction of the business and education communities for the enhancement of education in District 191
Monthly meetings

Ron Hill
Sandy Sweep

Savage Chamber of Commerce

Provides a vehicle for interaction of the business and education communities for the enhancement of education in District 191
Monthly meetings

Ron Hill

MSBA (Minnesota School Boards Association) **Liaison**

Sandy Sweep

TIES (Computer consortium for school districts)

Advises our data processing provider on policies and priorities -- yearly meeting;
Exec. Committee meets monthly

Dan Luth
(*term ends 6/30/10*)

Burnsville High School Hall of Fame Committee

DeeDee Currier



**Agenda II-B-8
January 21, 2010**

TO: Dr. Randall Clegg, Superintendent
FROM: Lisa K. Rider, Executive Director of Business Services
DATE: January 21, 2010
RE: December Payroll, Claims and Receipts

RECOMMENDATION: That the Board approve December payroll checks numbered 713847-713961, and Direct Deposit notices numbered 374793-378057, in the net amount of \$3,631,312.60. December & January claims to date represented by checks numbered 394501-395264, 1000029-1000059, 100392-100400 and wire transfers and adjustments, totaling \$8,132,514.14. Also, that the Board accepts December receipts of \$6,322,031.45 and investments for General Operations and Alt. Facilities and OPEB of \$28,447,105.73 as of December 31, 2009.

December payroll, wire transfers, claims and receipts have been prepared under the direction of Scott Brown, Director of Accounting Services, and is presented for approval by the School Board. I would be glad to answer any questions.

LKR/mp

**INDEPENDENT SCHOOL DISTRICT 191
FINANCIAL REPORT
December 31, 2009**

CASH RECEIPTS

Receipts65624-66122		\$ 6,322,031.45
Miscellaneous Adjustments		_____

TOTAL DECEMBER CASH RECEIVED		\$ 6,322,031.45
-------------------------------------	--	------------------------

CASH DISBURSEMENTS

December		\$ 3,631,312.60
Regular Payroll Checks	713847-713961	
Direct Deposit Notices	374793-378057	

November Payables Previously Approved		644,074.73
December Claims:		
Previously Approved		496,690.58
Checks:	394501-394878	
	395012-395050	
	100392-100400	1,337,749.10

December Wire Transfers:		5,147,208.15
Miscellaneous Adjustments		89,062.45

TOTAL NOVEMBER CASH DISBURSED		\$ 11,249,717.70
--------------------------------------	--	-------------------------

TOTAL EXPENSES TO BE APPROVED

December Cash Disbursed		\$ 11,249,717.70
Less: Items Previously Approved		(1,140,765.31)

Plus: December Payables:		
Checks:	394879-395009	1,229,096.73
	395161-395264	

January Claims:		329,397.71
Checks:	395010-395011	
	395051-395160	
	1000029-1000059	

TOTAL TO BE APPROVED		\$ 11,667,446.83
-----------------------------	--	-------------------------

Investments: General Operations		\$11,273,189.58
Alt Facility Purposes		\$0.00
OPEB		\$17,173,916.15
		\$28,447,105.73

**INDEPENDENT SCHOOL DISTRICT 191
GENERAL OUTSTANDING INVESTMENTS
31-Dec-09**

Purchase Date	Depository	Investment Type	CD Yield	Maturity Date	Purchase Amount
4/24/2009	MN Trust	CD	1.069	1/26/2010	\$ 781,889.58
8/20/2009	MN Trust	CD	0.650	3/12/2010	991,300.00
8/20/2009	MN Trust	CD	0.809	7/27/2010	4,500,000.00
8/20/2009	MN Trust	CD	1.200	9/14/2010	5,000,000.00
Ending Balance					<u>\$ 11,273,189.58</u>

**INDEPENDENT SCHOOL DISTRICT 191
ALT FACILITY OUTSTANDING INVESTMENTS
31-Dec-09**

Purchase Date	Depository	Investment Type	CD Yield	Maturity Date	Purchase Amount
All investments have matured, remaining cash is held in Money Market					
					<u>\$ -</u>

**INDEPENDENT SCHOOL DISTRICT 191
OPEB OUTSTANDING INVESTMENTS
31-Dec-09**

Purchase Date	Depository	Investment Type	CD Yield	Maturity Date	Purchase Amount
4/24/2009	MN Trust	CD	avg. 1.305	4/26/2010	\$ 1,432,000.00
4/24/2009	MN Trust	CD	avg. 1.53	6/15/2010	1,068,000.00
12/17/2009	MN Trust	CD	0.865	12/17/2010	146,000.00
12/17/2009	MN Trust	CD	0.763	12/17/2010	248,100.00
12/23/2009	MN Trust	CD	0.570	12/23/2010	248,500.00
11/25/2009	MN Trust	CD	1.250	5/15/2011	248,000.00
4/24/2009	MN Trust	CD	1.800	6/10/2011	96,000.00
4/24/2009	MN Trust	CD	1.790	6/15/2011	2,704,000.00
12/17/2009	MN Trust	CD	0.994	6/15/2011	246,300.00
12/15/2009	MN Trust	CD	1.409	12/15/2011	243,100.00
12/16/2009	MN Trust	CD	2.150	12/16/2011	239,600.00
12/23/2009	MN Trust	CD	1.168	12/23/2011	244,200.00
9/29/2009	MN Trust	SEC	2.30	2/1/2012	190,642.20
8/26/2009	MN Trust	SEC	2.200	2/1/2012	501,765.00
6/23/2009	MN Trust	SEC	4.000	2/1/2012	1,080,686.30
8/13/2009	MN Trust	SEC	2.450	4/1/2012	125,473.75
9/4/2009	MN Trust	CD	2.10	6/4/2012	235,600.00
9/10/2009	MN Trust	CD	2.10	6/8/2012	235,300.00
9/8/2009	MN Trust	SEC	2.10	6/8/2012	245,000.00
9/18/2009	MN Trust	CD	1.99	6/15/2012	237,000.00
12/16/2009	MN Trust	SEC	2.000	6/18/2012	245,000.00
12/22/2009	MN Trust	SEC	1.900	6/22/2012	245,000.00
9/9/2009	MN Trust	CD	2.12	6/25/2012	236,000.00
12/30/2009	MN Trust	SEC	1.700	6/29/2012	245,000.00
11/2/2009	MN Trust	CD	3.000	6/29/2012	245,000.00
12/31/2009	MN Trust	SEC	1.800	7/2/2012	245,000.00
8/3/2009	MN Trust	SEC	3.000	2/1/2013	101,194.00
10/19/2009	MN Trust	SEC	2.100	2/1/2013	800,000.00
9/2/2009	MN Trust	CD	2.55	6/3/2013	227,500.00
9/4/2009	MN Trust	CD	2.56	6/5/2013	455,100.00
10/1/2009	MN Trust	SEC	2.65	12/30/2013	245,000.00
10/13/2009	MN Trust	SEC	2.88	2/1/2014	385,000.00
10/15/2009	MN Trust	SEC	2.88	2/1/2014	935,000.00
9/1/2009	MN Trust	SEC	2.98	3/1/2014	723,607.20
7/15/2009	MN Trust	SEC	5.00	2/1/2015	328,432.60
11/12/2009	MN Trust	SEC	3.80	2/1/2015	1,024,310.00
6/29/2009	MN Trust	SEC	3.35	6/1/2015	472,505.10
					<u>17,173,916.15</u>
GRAND TOTAL:					<u>\$ 28,447,105.73</u>

December 2009

Wire Transfers

120109	State of Minnesota	MSDLAF+, New York	281,690.44	November 30, 2009	State Aid Payment
120109	MSDLAF+, New York	Internal Revenue Service	638,437.69	November 30, 2009	Federal Payroll Taxes
120109	MSDLAF+, New York	State of Minnesota	108,351.55	November 30, 2009	State Payroll Taxes
120109	MSDLAF+, New York	State of Minnesota	24,495.19	November 30, 2009	Payroll - ING
120109	MSDLAF+, New York	Teacher Federated Credit Union	33,474.15		Teacher Dues
120209	Dakota County	MSDLAF+, New York	184,000.00		County Tax Advance
120209	Scott County	MSDLAF+, New York	673,961.03		County Tax Advance
120209	MSDLAF+, New York	People's Bank	163,701.39	November 30, 2009	Payroll - TSA Deductions
120209	MSDLAF+, New York	PERA	56,493.61	November	PERA Payments
120209	MSDLAF+, New York	State of Minnesota	3,086.46	November 30, 2009	Payroll - Child Support
120209	MSDLAF+, New York	Internal Revenue Service	693.90		Internal Revenue - 3rd Party Sick
120209	MSDLAF+, New York	State of Minnesota	1,086.00	November 30, 2009	Payroll - Levies
120209	Dakota County	MSDLAF+, New York	162.00		County Wire Payment - Food Service
120209	Dakota County	MSDLAF+, New York	25.00		County Wire Payment - Food Service
120409	MSDLAF+, New York	Delta Dental	21,942.94		Dental Insurance
120409	MSDLAF+, New York	Neopost	5,000.00		BHS Postage
120909	State of Minnesota	MSDLAF+, New York	6,909.84		State Wire Payment - IEP Services
120909	Dakota County	MSDLAF+, New York	330.00		County Wire Payment - Substitute Teachers
120909	MSDLAF+, New York	Delta Dental	9,747.83		Dental Insurance
120909	MSDLAF+, New York	Neopost	50.00		BHS Postal Meter Annual Fee
121009	MSDLAF+, New York	TRA	227,451.69	November 30, 2009	Payroll - TRA
121009	MSDLAF+, New York	PERA	89,252.30	November 30, 2009	Payroll - PERA
121409	MSDLAF+, New York	Health Partners	1,484,378.99		Health Insurance
121409	MSDLAF+, New York	Wells Fargo	179,410.12		Diamondhead Lease
121509	State of Minnesota	MSDLAF+, New York	220,606.34	December 15, 2009	State Aid Payment
			209,223.74		State Wire Payment - Fed Spec Ed Aid
121509	State of Minnesota	MSDLAF+, New York	4,561.07		State Wire Payment - E-Rate Refund
121609	State of Minnesota	MSDLAF+, New York	685,659.92		State Wire Payment - Federal Special Ed
121609	MSDLAF+, New York	Internal Revenue Service	607,497.57	December 15, 2009	Federal Payroll Taxes

121609	MSDLAF+, New York	State of Minnesota	104,149.47	December 15, 2009 State Payroll Taxes
121609	MSDLAF+, New York	Delta Dental	15,521.86	Dental Insurance
121609	MSDLAF+, New York	State of Minnesota	868.00	Sales Tax
121609	MSDLAF+, New York	State of Minnesota	24,402.52	December 15, 2009 Payroll - ING Retirees
121709	MSDLAF+, New York	People's Bank	164,162.74	December 15, 2009 Payroll - TSA Deductions
121709	MSDLAF+, New York	State of Minnesota	3,086.46	December 15, 2009 Payroll - Child Support
121709	MSDLAF+, New York	State of Minnesota	716.85	December 15, 2009 Payroll - Levies
121809	MSDLAF+, New York	Teacher Federated Credit Union	33,545.11	Teacher Dues
121809	State of Minnesota	MSDLAF+, New York	551,294.97	State Wire Payment - Federal Title Aid
121809	Dakota County	MSDLAF+, New York	107,313.53	County Tax Advance
122309	State of Minnesota	MSDLAF+, New York	4,306.92	State Wire Payment - IEP
122309	MSDLAF+, New York	TRA	225,973.46	December 15, 2009 Payroll - TRA
122309	MSDLAF+, New York	PERA	89,194.56	December 15, 2009 Payroll - PERA
122309	MSDLAF+, New York	Delta Dental	10,927.89	Dental Insurance
122909	MN Trust	MSDLAF+, New York	724,097.69	Transfer - YR 09 OPEB Costs
123009	State of Minnesota	MSDLAF+, New York	2,879,216.25	December 30, State Aid Payment
			1,849.26	State Wire Payment - Fed Cobra Payment
123009	State of Minnesota	MSDLAF+, New York	604.57	State Wire Payment - E-Rate Refund
123009	MSDLAF+, New York	Delta Dental	18,630.72	Dental Insurance
123109	MSDLAF+, New York	Internal Revenue Service	641,989.39	December 31, 2009 Federal Payroll Taxes
123109	MSDLAF+, New York	State of Minnesota	109,867.70	December 31, 2009 State Payroll Taxes
123109	MSDLAF+, New York	State of Minnesota	3,086.46	December 31, 2009 Payroll - Child Support
123109	MSDLAF+, New York	State of Minnesota	205.60	December 31, 2009 Payroll - Levies
123109	MSDLAF+, New York	State of Minnesota	4,312.00	December 31, 2009 Payroll - ING

CHECK #	TYPE	CHECK AMT	CHECK DATE	VENDOR #	ADDRS #	VENDOR NAME	CHECK STATUS
100392	S	\$55418.70	12/18/09	26734	0	A&M CONSTRUCTION	OUTSTANDING
100393	S	\$8331.97	12/18/09	26500	0	ARMSTRONG TORSETH SKOLD & RYDEEN INC.	OUTSTANDING
100394	S	\$875.00	12/18/09	00673	0	BURNSVILLE, CITY OF	OUTSTANDING
100395	S	\$1070.00	12/18/09	26502	0	CAL-TEX ELECTRIC, INC.	OUTSTANDING
100396	S	\$3200.00	12/18/09	26109	0	FIELD ENVIRONMENTAL CONSULTING, INC.	OUTSTANDING
100397	S	\$1250.00	12/18/09	02058	1	JOHN HENRY FOSTER MINNESOTA, INC.	OUTSTANDING
100398	S	\$252.00	12/18/09	26951	0	OLYMPUS LOCKERS & STORAGE PRODUCTS, INC.	OUTSTANDING
100399	S	\$3913.00	12/18/09	23997	0	SCHADEGG MECHANICAL, INC.	OUTSTANDING
100400	S	\$6316.22	12/18/09	03587	1	SIMPLEX GRINNELL	OUTSTANDING
TOTAL # OF ISSUED CHECKS:			9	TOTAL AMOUNT		80626.89	
TOTAL # OF VOIDED CHECKS:			0	TOTAL AMOUNT		0.00	
TOTAL # OF UNISSUED CHECKS:			0				

CHECK #	TYPE	CHECK AMT	CHECK DATE	VENDOR #	ADDRS #	VENDOR NAME	CHECK STATUS
394501	S	\$255.00	12/10/09	09588	4	SAVAGE, CITY OF	CLEARED
394502	S	\$960.00	12/10/09	02940	0	OLD LOG THEATRE	CLEARED
394503	S	\$400.00	12/10/09	26514	0	WALLACE, MATT	CLEARED
394504	S	\$77.94	12/10/09	16377	0	ALEXON, BETH	CLEARED
394505	S	\$448.27	12/10/09	01365	0	AMERIPRIDE LINEN AND APPAREL SERVICES	CLEARED
394506	S	\$6168.39	12/10/09	21261	0	ANDERSON BUS COMPANY, INC.	CLEARED
394507	S	\$2305.80	12/10/09	20192	0	ANNICA, INC.	CLEARED
394508	S	\$400.00	12/10/09	00778	0	ARMSTRONG, MAUREEN	CLEARED
394509	S	\$1000.00	12/10/09	00045	1	ASBO INTERNATIONAL	CLEARED
394510	S	\$240.75	12/10/09	00386	5	BARNES & NOBLE BOOKSTORES, INC.	CLEARED
394511	S	\$1560.00	12/10/09	26706	0	BLACKBOURN, JUDY	CLEARED
394512	S	\$36.79	12/10/09	E4715	0	BROWN, THOMAS G.	CLEARED
394513	S	\$75.00	12/10/09	22414	0	CARLSON, ASHLEIGH	CLEARED
394514	S	\$200.00	12/10/09	23176	0	CASS-FELLING, KAREN	CLEARED
394515	S	\$59.99	12/10/09	E7863	0	CASTLE, KATHERINE	OUTSTANDING
394516	S	\$638.66	12/10/09	03866	0	CONTINENTAL CLAY COMPANY	CLEARED
394517	S	\$195.00	12/10/09	00963	0	COSGROVE, DON	CLEARED
394518	S	\$630.00	12/10/09	26089	0	DJAY SOUND & LIGHT SHOWS, INC.	CLEARED
394519	S	\$24.14	12/10/09	14649	0	DRAYTON, MARGOT E.	OUTSTANDING
394520	S	\$2117.08	12/10/09	01002	0	EAGAN, CITY OF	CLEARED
394521	S	\$16.80	12/10/09	03981	0	ECKROTH MUSIC	CLEARED
394522	S	\$19.58	12/10/09	11357	0	GANDRUD, JENNIFER L	CLEARED
394523	S	\$50.19	12/10/09	E8557	0	HANSMANN, PATRICIA I	OUTSTANDING
394524	S	\$20.76	12/10/09	11106	0	HUBERTY, LORI A	CLEARED
394525	S	\$15977.22	12/10/09	09327	0	INTERMEDIATE SCHOOL DISTRICT 917	CLEARED
394526	S	\$41.31	12/10/09	14623	0	JOHNSHOY, JANET	OUTSTANDING
394527	S	\$45.00	12/10/09	26485	0	JOHNSON, ANGELIQUE	CLEARED
394528	S	\$232.00	12/10/09	26016	0	KRUMM, JOYCE	CLEARED
394529	S	\$27.17	12/10/09	17084	0	LAVALLE, PATRICK	CLEARED
394530	S	\$18.68	12/10/09	00016	1818	LOERCH, LAVONNE	CLEARED
394531	S	\$3500.00	12/10/09	05220	0	MACPHAIL CENTER FOR THE ARTS	CLEARED
394532	S	\$360.00	12/10/09	26945	0	MANNERLY MANNERS	CLEARED
394533	S	\$294.00	12/10/09	25512	0	MAYER ARTS, INC.	CLEARED
394534	S	\$70.00	12/10/09	14194	0	MAYERHOFER, TAMERA K	CLEARED
394535	S	\$61.71	12/10/09	00016	1439	MCGUIRE, CHRISTINA	CLEARED
394536	S	\$215.90	12/10/09	26946	0	MERCEDES PUBLISHING	CLEARED
394537	S	\$1150.00	12/10/09	03412	0	MERZER, SHEILA M.A., L.P.	CLEARED
394538	S	\$120.00	12/10/09	08865	5	METRO ECSU	CLEARED
394539	S	\$140.00	12/10/09	25868	0	METZ, REBECCA	CLEARED
394540	S	\$14550.00	12/10/09	08543	9	MN DEPT OF HEALTH	CLEARED
394541	S	\$940.00	12/10/09	26466	0	MN HIGHWAY SAFETY & RESEARCH CENTER	CLEARED
394542	S	\$720.00	12/10/09	24659	0	MN SWORDPLAY	CLEARED
394543	S	\$11889.32	12/10/09	07448	0	MN VALLEY ELECTRIC COOPERATIVE	CLEARED
394544	S	\$236.50	12/10/09	E7467	0	MUCHOW, MARK R	CLEARED
394545	S	\$388.00	12/10/09	22324	0	MULTILINGUAL WORD, INC.	CLEARED
394546	S	\$819.38	12/10/09	04476	0	NATIONAL TREASURE KUNG FU INC	CLEARED
394547	S	\$70.00	12/10/09	14292	0	NEHER, TAMALA SUE	CLEARED
394548	S	\$4145.19	12/10/09	22639	1	NEXTEL	CLEARED
394549	S	\$60.00	12/10/09	25874	0	NUR, ABDIRIZAK	CLEARED
394550	S	\$245.80	12/10/09	E9802	0	O'NEILL-MAGER, JENNIFER	CLEARED
394551	S	\$45.38	12/10/09	17003	0	OLSON, ANGELA J	CLEARED
394552	S	\$26.53	12/10/09	E9820	0	ORLANDO, KARI R	CLEARED

CHECK #	TYPE	CHECK AMT	CHECK DATE	VENDOR #	ADDRS #	VENDOR NAME	CHECK STATUS
394553	S	\$904.50	12/10/09	01039	0	OXBORO CLEANERS	CLEARED
394554	S	\$1397.00	12/10/09	26847	1	PANTHER LIFTS	CLEARED
394555	S	\$248.10	12/10/09	16883	0	PATTERSON, JILL	CLEARED
394556	S	\$91.63	12/10/09	16318	0	PEDERSEN, SARAH	CLEARED
394557	S	\$1063.76	12/10/09	03219	1	PEPSI-COLA COMPANY	CLEARED
394558	S	\$60.00	12/10/09	24879	0	PEREZ, MELISSA M.	OUTSTANDING
394559	S	\$78.43	12/10/09	15741	0	PHILLIPS, MARIA	CLEARED
394560	S	\$40.52	12/10/09	12351	0	PORTER, JANICE	OUTSTANDING
394561	S	\$7560.00	12/10/09	26796	0	SAFEWAY DRIVING SCHOOL	CLEARED
394562	S	\$35.18	12/10/09	03532	2	SCHMITT MUSIC	CLEARED
394563	S	\$429.67	12/10/09	23522	0	SCHUERMAN, J.D.	CLEARED
394564	S	\$75.00	12/10/09	26665	0	SOUTH CENTRAL SERVICE COOPERATIVE	CLEARED
394565	S	\$44.50	12/10/09	06187	0	SPORTS AWARDS COMPANY	CLEARED
394566	S	\$29.04	12/10/09	16021	0	STREET, CHERYL	CLEARED
394567	S	\$7115.10	12/10/09	22640	0	SYLVAN-MN LEARNING CENTER	OUTSTANDING
394568	S	\$1720.50	12/10/09	21008	0	T.L.C. SPECIAL TRANSPORTATION, INC.	CLEARED
394569	S	\$45.00	12/10/09	25781	0	TAPIA, FRANCIS	CLEARED
394570	S	\$1210.90	12/10/09	20007	0	WASTE MANAGEMENT	CLEARED
394571	S	\$113.00	12/10/09	12021	0	WEINGARTZ, MARY L	CLEARED
394572	S	\$180.00	12/10/09	04451	1	XEROX CORPORATION	CLEARED
394573	S	\$4664.47	12/10/09	04451	6	XEROX CORPORATION	CLEARED
394574	S	\$4057.56	12/10/09	04451	9	XEROX CORPORATION	CLEARED
394575			12/10/09	04451	0	UNISSUED	UNISSUED
394576	S	\$390.00	12/10/09	24245	0	YOUTH ENRICHMENT LEAGUE	OUTSTANDING
394577	S	\$498.00	12/15/09	23408	0	ALLINGTON, RICHARD	OUTSTANDING
394578	S	\$36.50	12/15/09	26697	0	APPLE VALLEY GRAPHIX	CLEARED
394579	S	\$26.80	12/15/09	12349	0	BAKKEN, ANN	CLEARED
394580	S	\$45.98	12/15/09	12440	0	BURDICK, DAWN	CLEARED
394581	S	\$1057.93	12/15/09	26645	0	BURNSVILLE PERFORMING ARTS CENTER	CLEARED
394582	S	\$110.00	12/15/09	00673	0	BURNSVILLE, CITY OF	CLEARED
394583	S	\$3932.66	12/15/09	00246	1	CHRESTOMATHY, INC.	CLEARED
394584	S	\$377.68	12/15/09	25513	1	CHURCH OFFSET PRINTING, INC.	CLEARED
394585	S	\$120.00	12/15/09	25919	0	CORDOVA-MORALES, LETICIA	CLEARED
394586	S	\$534.60	12/15/09	00647	0	CROWN RENTAL, INC.	CLEARED
394587	S	\$420.00	12/15/09	20524	0	DEWALD, RINA C.	CLEARED
394588	S	\$66492.78	12/15/09	01049	1	EAGAN, CITY OF	CLEARED
394589	S	\$600.00	12/15/09	26262	0	EDUCATORS BENEFIT CONSULTANTS, LLC	CLEARED
394590	S	\$28.22	12/15/09	16877	0	FEIGAL, JESSICA	CLEARED
394591	S	\$60.00	12/15/09	25866	0	FLORES, ROSA	CLEARED
394592	S	\$300.00	12/15/09	07144	0	GAGNON PIANO SERVICE	CLEARED
394593	S	\$41.80	12/15/09	E7399	0	GILES-THEIS, SHARON M	CLEARED
394594	S	\$270.04	12/15/09	20324	1	GURSTEL, STALOCH & CHARGO PA	CLEARED
394595	S	\$260.40	12/15/09	21252	0	HARMER, MARY	CLEARED
394596	S	\$180.00	12/15/09	26803	0	HASSAN, RAHMA	CLEARED
394597	S	\$2858.19	12/15/09	07139	0	HASTINGS BUS COMPANY	CLEARED
394598	S	\$152.13	12/15/09	E8309	0	HENDRIX, EUGENIA M	CLEARED
394599	S	\$144.00	12/15/09	25108	0	HITESMAN & ASSOCIATES, P.A.	CLEARED
394600	S	\$106.74	12/15/09	02483	0	INTEGRA TELECOM	CLEARED
394601	S	\$8.00	12/15/09	00016	1819	LARSEN, WENDY	CLEARED
394602	S	\$60.00	12/15/09	26282	0	LEE, WAI YEE	OUTSTANDING
394603	S	\$115.00	12/15/09	09951	0	MATH MASTERS OF MN	CLEARED
394604	S	\$58.46	12/15/09	E9237	0	MCDONOUGH, TAMMY	OUTSTANDING

128

CHECK #	TYPE	CHECK AMT	CHECK DATE	VENDOR #	ADDRS #	VENDOR NAME	CHECK STATUS
394605	S	\$350.00	12/15/09	02538	0	MESPA	CLEARED
394606	S	\$60.00	12/15/09	24243	0	MUNOZ, MARIBEL	CLEARED
394607	S	\$252.45	12/15/09	16501	0	NESS, KAREN M	CLEARED
394608	S	\$217.35	12/15/09	25300	1	ORANGE TREE EMPLOYMENT SCREENING	CLEARED
394609	S	\$120.00	12/15/09	24879	0	PEREZ, MELISSA M.	OUTSTANDING
394610	S	\$1631.82	12/15/09	02483	1	SCOTT-RICE TELEPHONE CO	OUTSTANDING
394611	S	\$14167.00	12/15/09	23848	0	SFM	CLEARED
394612	S	\$1320.00	12/15/09	20876	0	SPEECH ON THE GO, LLC	CLEARED
394613	S	\$303.60	12/15/09	14961	0	SPRY, KARIE	CLEARED
394614	S	\$112.88	12/15/09	00321	0	SUN NEWSPAPERS	CLEARED
394615	S	\$120.00	12/15/09	24968	0	TRANG, KRISTINE	CLEARED
394616	S	\$421.62	12/15/09	04417	1	US FOODSERVICE	CLEARED
394617	S	\$29.93	12/15/09	03253	0	VALLEY BIKE & SKI	CLEARED
394618	S	\$12375.11	12/15/09	02776	0	XCEL ENERGY	CLEARED
394619	S	\$5533.41	12/15/09	04566	0	ZIEGLER INC.	CLEARED
394620	S	\$100.00	12/18/09	21513	0	MAPLE GROVE SENIOR HIGH SCHOOL	OUTSTANDING
394621	S	\$2031.00	12/18/09	06890	2	ADVANTAGE EDUCATIONAL PROGRAMS LLC	CLEARED
394622	S	\$2331.00	12/18/09	26795	1	ALLIED PROFESSIONALS, INC.	CLEARED
394623	S	\$290.00	12/18/09	26960	0	ANDREWS, BEN	CLEARED
394624	S	\$678.60	12/18/09	04895	0	ASSOCIATION OF CLERICAL EMPLOYEES	OUTSTANDING
394625	S	\$346.75	12/18/09	22609	1	BEHAVIOR ANALYSTS, INC.	CLEARED
394626	S	\$144.00	12/18/09	26484	0	BOEGEMAN, ANNA	CLEARED
394627	S	\$104.72	12/18/09	E8725	0	BORNE, SUSAN R	CLEARED
394628	S	\$14.95	12/18/09	14960	0	BRASPENICK, CHERIE	CLEARED
394629	S	\$34.65	12/18/09	14963	0	BROADY, JOANNE	CLEARED
394630	S	\$1000.00	12/18/09	05368	0	BURGESON, NANCY	CLEARED
394631	S	\$270.00	12/18/09	00706	0	BURNSVILLE CHAMBER OF COMMERCE	CLEARED
394632	S	\$992.25	12/18/09	03690	1	BURNSVILLE WRESTLING BOOSTER CLUB	CLEARED
394633	S	\$31.19	12/18/09	15057	0	BYRNES, DARREN A	CLEARED
394634	S	\$1056.25	12/18/09	26957	0	CARLSON, BONNIE	CLEARED
394635	S	\$35478.79	12/18/09	02519	0	CENTERPOINT ENERGY	CLEARED
394636	S	\$1330.44	12/18/09	02519	3	CENTERPOINT ENERGY SERVICES, INC.	CLEARED
394637	S	\$42.90	12/18/09	15074	0	CHAMERLIK, KAREN	CLEARED
394638	S	\$29.26	12/18/09	14873	0	CHRISTIENSEN, CINDY	CLEARED
394639	S	\$84.41	12/18/09	16602	0	CLARK, JENNA	OUTSTANDING
394640	S	\$25.08	12/18/09	25936	0	CLEVELAND, GEOFF	CLEARED
394641	S	\$173.00	12/18/09	25064	0	COMO LAW FIRM P.A.	CLEARED
394642	S	\$844.00	12/18/09	05357	0	CUSTOM EXPRESSIONS	CLEARED
394643	S	\$320.00	12/18/09	07857	0	DAKOTA COUNTY EXTENSION SERVICES	CLEARED
394644	S	\$51563.33	12/18/09	00809	0	DAKOTA ELECTRIC ASSOCIATION	CLEARED
394645			12/18/09	00809	0	UNISSUED	UNISSUED
394646	S	\$344.00	12/18/09	26702	0	DELTA MANAGEMENT ASSOCIATES, INC.	CLEARED
394647	S	\$89.50	12/18/09	23099	0	DEX MEDIA EAST LLC	CLEARED
394648	S	\$52.25	12/18/09	23363	1	DIRTY DOG PRODUCTIONS	CLEARED
394649	S	\$4000.00	12/18/09	22061	0	DISTRIBUTED WEBSITE CORPORATION	OUTSTANDING
394650	S	\$60.00	12/18/09	12673	0	DYKSTRA, BRYAN G	CLEARED
394651	S	\$5886.37	12/18/09	02333	1	EARTHGRAINS CO.	CLEARED
394652	S	\$22.00	12/18/09	E9940	0	ELVESTAD, JANET	CLEARED
394653	S	\$20.90	12/18/09	14641	0	ENGSTROM, HEATHER L	CLEARED
394654	S	\$108.40	12/18/09	15470	0	EVANS, ROXANN	CLEARED
394655	S	\$217.00	12/18/09	06401	0	FEDERAL NEWS SERVICES, INC.	CLEARED
394656	S	\$40000.00	12/18/09	06881	0	FENDLER PATTERSON CONSTRUCTION, INC.	CLEARED

129

CHECK #	TYPE	CHECK AMT	CHECK DATE	VENDOR #	ADDRS #	VENDOR NAME	CHECK STATUS
394657	S	\$241.97	12/18/09	E9689	0	FINN, FAY E.	OUTSTANDING
394658	S	\$223858.47	12/18/09	03328	0	FIRST STUDENT, INC.	CLEARED
394659	S	\$2305.26	12/18/09	26722	0	FOGARTY, ELIZABETH	OUTSTANDING
394660	S	\$214.64	12/18/09	15944	0	GARVIS, SCOTT	CLEARED
394661	S	\$55.00	12/18/09	00016	1820	GOERING, CAROLYN	CLEARED
394662	S	\$60.00	12/18/09	21339	0	GOMEZ, THERESA	CLEARED
394663	S	\$1115.49	12/18/09	24927	1	GOV CONNECTION, INC.	CLEARED
394664	S	\$724.52	12/18/09	07390	0	GREATER TWIN CITIES UNITED WAY	CLEARED
394665	S	\$290.00	12/18/09	26959	0	HAMBLIN, SHELBY	CLEARED
394666	S	\$22241.86	12/18/09	24130	0	HASTINGS CO-OP CREAMERY	CLEARED
394667	S	\$7.98	12/18/09	14594	0	HEWETT, THOMAS J.	OUTSTANDING
394668	S	\$70.00	12/18/09	00000	2877	HIGGINS, MR. OR MRS.	OUTSTANDING
394669	S	\$256.64	12/18/09	26918	0	IMB DISTRIBUTION	CLEARED
394670	S	\$537.10	12/18/09	24274	1	INNOVATIVE OFFICE SOLUTIONS	CLEARED
394671	S	\$3168.30	12/18/09	05834	0	INSTITUTE FOR ENVIRONMENTAL ASSESSMENT, INC.	CLEARED
394672	S	\$100.00	12/18/09	09608	0	INSTITUTE ON COMMUNITY INTEGRATION	OUTSTANDING
394673	S	\$4472.93	12/18/09	09327	0	INTERMEDIATE SCHOOL DISTRICT 917	CLEARED
394674	S	\$91.00	12/18/09	01994	0	J&R SCHOOL SUPPLIES, INC.	CLEARED
394675	S	\$100.00	12/18/09	21241	0	JEFFERSON HIGH SCHOOL	OUTSTANDING
394676	S	\$55.00	12/18/09	00016	1821	JENSEN, AMY	CLEARED
394677	S	\$51.00	12/18/09	01703	0	JOHNSON, ANDY	CLEARED
394678	S	\$109.73	12/18/09	16709	0	JOHNSON, SARAH	OUTSTANDING
394679	S	\$3408.80	12/18/09	02043	7	JOSTENS	CLEARED
394680	S	\$326.81	12/18/09	E9957	0	KUNSELMAN, NORMAN	CLEARED
394681	S	\$150.00	12/18/09	00016	1822	LESSMAN, MARGARET	CLEARED
394682	S	\$1156.40	12/18/09	24920	0	LILLIE SUBURBAN NEWSPAPERS, INC.	CLEARED
394683	S	\$109.32	12/18/09	15671	0	MADDALONI, JACQUELINE	CLEARED
394684	S	\$9600.00	12/18/09	03990	0	MALLOY, MONTAGUE, KARNOWSKI	CLEARED
394685	S	\$1625.00	12/18/09	09181	5	MASA JOBSITE	OUTSTANDING
394686	S	\$344.18	12/18/09	04434	2	MCGRAW-HILL CO.	CLEARED
394687	S	\$140.00	12/18/09	25868	0	METZ, REBECCA	CLEARED
394688	S	\$50.00	12/18/09	02491	0	MIDWEST BAND INSTRUMENT SERV.	OUTSTANDING
394689	S	\$35.00	12/18/09	02302	1	MN ASCD	OUTSTANDING
394690	S	\$133.00	12/18/09	22324	0	MULTILINGUAL WORD, INC.	CLEARED
394691	S	\$375.00	12/18/09	24915	0	NELSON, BRUCE	CLEARED
394692	S	\$191.20	12/18/09	26954	0	NORD, KRISTEN	CLEARED
394693	S	\$100.00	12/18/09	15697	0	OLSON, KIMBERLY	CLEARED
394694	S	\$275.20	12/18/09	25300	1	ORANGE TREE EMPLOYMENT SCREENING	CLEARED
394695	S	\$242.88	12/18/09	E5784	0	OWENS, PATRICIA ANN	CLEARED
394696	S	\$229.00	12/18/09	26733	0	PETERSON, FRAM & BERGMAN	CLEARED
394697	S	\$270.00	12/18/09	26953	0	PETERSON, MOSHE H.	CLEARED
394698	S	\$181.56	12/18/09	06832	0	POSITIVE PROMOTIONS	CLEARED
394699	S	\$33.73	12/18/09	14978	0	PUTMAN, TANJA	CLEARED
394700	S	\$160.00	12/18/09	00000	5654	QUAM, BRAD	CLEARED
394701	S	\$1355.70	12/18/09	02781	5	QWEST	CLEARED
394702	S	\$91.00	12/18/09	26388	0	RAUSCH, STURM, ISRAEL & HORNIK	CLEARED
394703	S	\$136.40	12/18/09	16993	0	ROGNESS, NANCY	CLEARED
394704	S	\$5.50	12/18/09	13544	0	ROGNERUD, PAM	CLEARED
394705	S	\$39.33	12/18/09	13144	0	ROLF, BRENDA J	CLEARED
394706	S	\$23.32	12/18/09	11543	0	RUHLAND, MARIA	OUTSTANDING
394707	S	\$11175.82	12/18/09	26583	0	RYAN ELECTRIC, INC.	CLEARED
394708	S	\$442.81	12/18/09	16343	0	SALAH, ABDIRAHMAN	CLEARED

CHECK #	TYPE	CHECK AMT	CHECK DATE	VENDOR #	ADDRS #	VENDOR NAME	CHECK STATUS
394709	S	\$2450.00	12/18/09	20491	0	SAVAGE, DAWN	CLEARED
394710	S	\$3100.00	12/18/09	05681	3	SCHELDE NORTH AMERICA	CLEARED
394711	S	\$147.00	12/18/09	26365	0	SCHENCK, MELISSA	OUTSTANDING
394712	S	\$475.30	12/18/09	20185	0	SHIRTY SOMETHING	OUTSTANDING
394713	S	\$71.03	12/18/09	14128	0	SIMPSON, LISA	CLEARED
394714	S	\$105.00	12/18/09	26874	0	SWAGGER, CHE	CLEARED
394715	S	\$51.00	12/18/09	26956	0	SWEET, CRAIG	CLEARED
394716	S	\$26.72	12/18/09	00016	1120	TAGTOW, CHRISTINE	OUTSTANDING
394717	S	\$346.50	12/18/09	26627	0	THE PLAYS THE THING PRODUCTIONS	OUTSTANDING
394718	S	\$2870.00	12/18/09	08203	0	TIES	CLEARED
394719	S	\$36.50	12/18/09	04060	0	TRANS-MISSISSIPPI BIOLOGICAL SUPPLY	CLEARED
394720	S	\$42.00	12/18/09	02813	1	U.S. DEPARTMENT OF EDUCATION	CLEARED
394721	S	\$85.00	12/18/09	02813	2	U.S. DEPARTMENT OF EDUCATION	CLEARED
394722	S	\$185.00	12/18/09	04153	0	U.S. POSTMASTER	CLEARED
394723	S	\$36.21	12/18/09	04172	0	UNITED PARCEL SERVICE	CLEARED
394724	S	\$119.40	12/18/09	23463	7	UNITED STATES TREASURY	CLEARED
394725	S	\$175.00	12/18/09	26958	0	VIGNESS, JEFFREY	OUTSTANDING
394726	S	\$50.00	12/18/09	26955	0	WALCZAK, CHAD	CLEARED
394727	S	\$53.00	12/18/09	21589	0	WASHINGER, JEFF	OUTSTANDING
394728	S	\$3196.00	12/18/09	24793	0	WATCH ME DRAW! LLC	CLEARED
394729	S	\$251.00	12/18/09	01279	1	WELLS FARGO BUSINESS CREDIT	CLEARED
394730	S	\$4388.00	12/18/09	23906	1	WEST METRO EDUCATION PROGRAM	CLEARED
394731	S	\$282.00	12/18/09	26767	0	WI SCTF	CLEARED
394732	S	\$872.08	12/18/09	04451	6	XEROX CORPORATION	CLEARED
394733	S	\$55.00	12/18/09	00000	4136	YOERG, COLLEEN	CLEARED
394734	S	\$550.00	12/21/09	26368	0	DOWNING-KLINISKE, VALERIE	CLEARED
394735	S	\$400.00	12/22/09	08203	0	TIES	OUTSTANDING
394736	S	\$100.00	12/22/09	08203	0	TIES	OUTSTANDING
394737	S	\$351.05	12/23/09	26940	0	AKWAY, OCHAUNG	OUTSTANDING
394738	S	\$43.76	12/23/09	E9746	0	ALBERTUS, CANDY J	OUTSTANDING
394739	S	\$25.03	12/23/09	16377	0	ALEXON, BETH	CLEARED
394740	S	\$5832.20	12/23/09	26904	0	AMERICAN HARLEQUIN	CLEARED
394741	S	\$45.00	12/23/09	00000	319	BENBOW, MARY	OUTSTANDING
394742	S	\$406.45	12/23/09	03931	0	BERRY COFFEE COMPANY	CLEARED
394743	S	\$153.00	12/23/09	25444	0	BJORKSTRAND, DAVID	CLEARED
394744	S	\$70.00	12/23/09	20522	0	BLOCK, DAN	CLEARED
394745	S	\$37.24	12/23/09	E9960	0	BOEKHOFF, LYNETTE	OUTSTANDING
394746	S	\$100.00	12/23/09	05039	0	BRANDT, KEVIN	OUTSTANDING
394747	S	\$52.67	12/23/09	00000	317	BREBERG, SCOTT	CLEARED
394748	S	\$514.81	12/23/09	26645	0	BURNSVILLE PERFORMING ARTS CENTER	OUTSTANDING
394749	S	\$28283.37	12/23/09	00673	0	BURNSVILLE, CITY OF	OUTSTANDING
394750	S	\$488.00	12/23/09	26409	0	BUTLER, VINCENT	CLEARED
394751	S	\$483.00	12/23/09	26648	0	CANETTI-FERNANDES, MONICA	OUTSTANDING
394752	S	\$780.00	12/23/09	26957	0	CARLSON, BONNIE	OUTSTANDING
394753	S	\$70.21	12/23/09	26772	0	CARLSON, CAROL	CLEARED
394754	S	\$153.45	12/23/09	E8784	0	CARROLL, MICHELE	OUTSTANDING
394755	S	\$77.00	12/23/09	23017	0	CASEY, MIKE	CLEARED
394756	S	\$30.83	12/23/09	E7863	0	CASTLE, KATHERINE	OUTSTANDING
394757	S	\$3373.64	12/23/09	02519	0	CENTERPOINT ENERGY	CLEARED
394758	S	\$29.70	12/23/09	15074	0	CHAMERLIK, KAREN	CLEARED
394759	S	\$1072.00	12/23/09	08621	1	CHILDREN'S THEATRE COMPANY	OUTSTANDING
394760	S	\$134.84	12/23/09	25513	1	CHURCH OFFSET PRINTING, INC.	CLEARED

CHECK #	TYPE	CHECK AMT	CHECK DATE	VENDOR #	ADDRS #	VENDOR NAME	CHECK STATUS
394761	S	\$99.98	12/23/09	E9492	0	COPP, JILL L	OUTSTANDING
394762	S	\$60.00	12/23/09	25919	0	CORDOVA-MORALES, LETICIA	OUTSTANDING
394763	S	\$66.44	12/23/09	00502	0	CORNERSTONE COPY CENTER	CLEARED
394764	S	\$14.36	12/23/09	03640	5	CORPORATE EXPRESS DOC & PRINT MGMT	CLEARED
394765	S	\$1973.15	12/23/09	09654	0	COSTUME RENTALS	OUTSTANDING
394766	S	\$67.16	12/23/09	10591	0	DAY, RANDELL	OUTSTANDING
394767	S	\$1207.50	12/23/09	20524	0	DEWALD, RINA C.	CLEARED
394768	S	\$5412.00	12/23/09	20041	1	EAGLE BLUFF ENVIRONMENTAL LEARNING CENTER	OUTSTANDING
394769	S	\$1100.00	12/23/09	20802	0	EHLERS & ASSOCIATES, INC.	CLEARED
394770	S	\$383.13	12/23/09	15808	0	ESPINOZA, CYNTHIA	CLEARED
394771	S	\$241.97	12/23/09	E9689	0	FINN, FAY E.	CLEARED
394772	S	\$77.00	12/23/09	26495	0	FORTNER, JOHN	CLEARED
394773	S	\$1996.00	12/23/09	20861	2	FRANKLIN COVEY COMPANY	CLEARED
394774	S	\$22.66	12/23/09	11374	0	FRATZKE, JAYNE M	CLEARED
394775	S	\$85.00	12/23/09	07144	0	GAGNON PIANO SERVICE	CLEARED
394776	S	\$215.00	12/23/09	02623	1	GENERAL BINDING CORPORATION	CLEARED
394777	S	\$544.00	12/23/09	23312	0	GORNY, MICHELE	OUTSTANDING
394778	S	\$276.38	12/23/09	14219	0	GRIES, BRENDA J	CLEARED
394779	S	\$25.94	12/23/09	E7923	0	GRISWOLD, CHERYL A	OUTSTANDING
394780	S	\$958.50	12/23/09	03539	1	H & A ADMINISTRATORS	CLEARED
394781	S	\$261.00	12/23/09	26901	0	HAMANN, LATASHA	OUTSTANDING
394782	S	\$93.00	12/23/09	24945	0	HANSON, KIRBY	CLEARED
394783	S	\$74.00	12/23/09	22221	0	HARRIS, ROB	CLEARED
394784	S	\$60.00	12/23/09	26803	0	HASSAN, RAHMA	CLEARED
394785	S	\$74.29	12/23/09	E6564	0	HAUGEN, DEBORAH	OUTSTANDING
394786	S	\$20.00	12/23/09	26964	0	HEALTH & NUTRITION LETTER	OUTSTANDING
394787	S	\$285.86	12/23/09	26968	0	HERBY, DONOVAN	CLEARED
394788	S	\$129.00	12/23/09	24956	1	HIRERIGHT SOLUTIONS, INC.	CLEARED
394789	S	\$490.05	12/23/09	13202	0	HRIMNAK, SANDI J	CLEARED
394790	S	\$1408.00	12/23/09	26911	0	IGM GYMNASTICS	CLEARED
394791	S	\$411.48	12/23/09	26918	0	IMB DISTRIBUTION	CLEARED
394792	S	\$51.00	12/23/09	01703	0	JOHNSON, ANDY	CLEARED
394793	S	\$302.00	12/23/09	24067	0	JOHNSON, DENNIS	CLEARED
394794	S	\$1380.00	12/23/09	16426	0	JOHNSON, MICHAEL	CLEARED
394795	S	\$195.00	12/23/09	20523	0	JONES, SCOTT	CLEARED
394796	S	\$70.00	12/23/09	09376	0	KARNAS, JIM	OUTSTANDING
394797	S	\$70.00	12/23/09	08922	0	KARNAS, MIKE	OUTSTANDING
394798	S	\$9099.47	12/23/09	26218	0	KELLEY FUELS, INC.	CLEARED
394799	S	\$1307.50	12/23/09	24567	0	KIRBY A. KENNEDY & ASSOCIATES	OUTSTANDING
394800	S	\$107.00	12/23/09	25503	0	KNUTSON, ADAM	CLEARED
394801	S	\$92.27	12/23/09	E7448	0	KNUTSON, LYNN M	CLEARED
394802	S	\$1662.00	12/23/09	02260	0	LAKE CONFERENCE ASSOCIATION	OUTSTANDING
394803	S	\$109.48	12/23/09	02203	0	LAKESHORE LEARNING MATERIALS	CLEARED
394804	S	\$100.00	12/23/09	26961	0	LIM, SAVANNAH	OUTSTANDING
394805	S	\$50.38	12/23/09	E2257	0	LIPPERT, MARY ELIZABETH	OUTSTANDING
394806	S	\$70.00	12/23/09	00000	318	LORENZEN, CAROL	CLEARED
394807	S	\$150.00	12/23/09	15671	0	MADDALONI, JACQUELINE	OUTSTANDING
394808	S	\$17.77	12/23/09	16523	0	MADSON, MATTHEW	CLEARED
394809	S	\$254.10	12/23/09	11807	0	MAKI, CATHY	CLEARED
394810	S	\$100145.20	12/23/09	06559	0	MATRIX COMMUNICATIONS, INC.	CLEARED
394811	S	\$57.00	12/23/09	E9785	0	MCCARTHY, JENNIFER	CLEARED
394812	S	\$150.00	12/23/09	26962	0	MILLEA, JOE	CLEARED

CHECK #	TYPE	CHECK AMT	CHECK DATE	VENDOR #	ADDRS #	VENDOR NAME	CHECK STATUS
394813	S	\$24.37	12/23/09	14187	0	MILLER, CHAD	OUTSTANDING
394814	S	\$5935.77	12/23/09	03029	1	MINNESOTA ENERGY RESOURCES CORPORATION	CLEARED
394815	S	\$100.00	12/23/09	03936	2	MINNETONKA PUBLIC SCHOOLS SITE VISIT	OUTSTANDING
394816	S	\$75.00	12/23/09	22397	0	MN BOARD OF SCHOOL ADMINISTRATORS	OUTSTANDING
394817	S	\$1400.00	12/23/09	01596	0	MN DEPT OF EDUCATION	CLEARED
394818	S	\$321.00	12/23/09	07914	0	MN DEPT OF LABOR AND INDUSTRY	CLEARED
394819	S	\$50.00	12/23/09	09621	2	MN PERCUSSION ASSOCIATION	OUTSTANDING
394820	S	\$709.10	12/23/09	23585	0	MN WRITING PROJECT	OUTSTANDING
394821	S	\$1200.00	12/23/09	25409	0	MORRISON, FENSKE & SUND, PA	CLEARED
394822	S	\$780.00	12/23/09	14612	0	MULLINS, CYNTHIA	OUTSTANDING
394823	S	\$498.00	12/23/09	26298	2	NCS PEARSON	CLEARED
394824	S	\$102.00	12/23/09	24915	0	NELSON, BRUCE	CLEARED
394825	S	\$56.00	12/23/09	24199	1	NEW IN CHESS	OUTSTANDING
394826	S	\$115.50	12/23/09	11041	0	NIVALA, SUSAN	OUTSTANDING
394827	S	\$74.00	12/23/09	21434	0	NOLANDER, STEVE	CLEARED
394828	S	\$20.00	12/23/09	26963	0	NUTRITION ACTION	OUTSTANDING
394829	S	\$57.75	12/23/09	17003	0	OLSON, ANGELA J	OUTSTANDING
394830	S	\$505.51	12/23/09	E9239	0	OPATZ, LARRY	CLEARED
394831	S	\$240.05	12/23/09	25300	1	ORANGE TREE EMPLOYMENT SCREENING	CLEARED
394832	S	\$60.00	12/23/09	24879	0	PEREZ, MELISSA M.	OUTSTANDING
394833	S	\$77.00	12/23/09	26967	0	PETERSON, DONALD	CLEARED
394834	S	\$36.09	12/23/09	11306	0	PETERSON, KERI	CLEARED
394835	S	\$77.00	12/23/09	22239	0	PHILLIPS, GORDON	CLEARED
394836	S	\$50.00	12/23/09	12351	0	PORTER, JANICE	OUTSTANDING
394837	S	\$37.00	12/23/09	02404	2	PRESIDENT'S EDUC AWARDS PROGRAM	OUTSTANDING
394838	S	\$85.00	12/23/09	21458	0	PRIOR LAKE HIGH SCHOOL	OUTSTANDING
394839	S	\$1340.78	12/23/09	24681	0	PROFESSIONAL WIRELESS COMMUNICATIONS	OUTSTANDING
394840	S	\$8931.35	12/23/09	25725	0	PROJECT LEAD THE WAY	OUTSTANDING
394841	S	\$40.00	12/23/09	08521	0	RATWIK, ROSZAK & MALONEY, P.A.	CLEARED
394842	S	\$1527.40	12/23/09	21851	0	RED WING SHOE STORE	OUTSTANDING
394843	S	\$40.12	12/23/09	26449	0	ROURKE, PAT	CLEARED
394844	S	\$35.59	12/23/09	12294	0	RUMPZA, LAURIE	OUTSTANDING
394845	S	\$168.74	12/23/09	25562	0	SACHS, ALICE	CLEARED
394846	S	\$3150.00	12/23/09	26796	0	SAFeway DRIVING SCHOOL	CLEARED
394847	S	\$54.93	12/23/09	03808	1	SCANTRON CORPORATION	CLEARED
394848	S	\$22.50	12/23/09	03609	0	SCIENCE MUSEUM OF MINN.	CLEARED
394849	S	\$1005.00	12/23/09	25227	0	SHAW, STACY	CLEARED
394850	S	\$55.00	12/23/09	26965	0	SHOEMAKER, RYAN	CLEARED
394851	S	\$434.43	12/23/09	22907	1	SOLUTIONS4SURE.COM, INC.	CLEARED
394852	S	\$513.00	12/23/09	25672	0	SPECIAL DELIVERY OF MINNESOTA, INC	CLEARED
394853	S	\$45426.16	12/23/09	03624	0	SPECIAL SCHOOL DIST. 1	OUTSTANDING
394854	S	\$1056.00	12/23/09	20876	0	SPEECH ON THE GO, LLC	CLEARED
394855	S	\$77.05	12/23/09	01599	0	STAR TRIBUNE MEDIA COMPANY LLC	CLEARED
394856	S	\$217.72	12/23/09	12579	0	STARKEY, MICHELE M	CLEARED
394857	S	\$79.27	12/23/09	E6874	0	STEAD, AMY JO	OUTSTANDING
394858	S	\$150.00	12/23/09	21898	0	STINGER, ELLEN	OUTSTANDING
394859	S	\$112.88	12/23/09	00321	0	SUN NEWSPAPERS	CLEARED
394860	S	\$6420.00	12/23/09	21008	0	T.L.C. SPECIAL TRANSPORTATION, INC.	OUTSTANDING
394861			12/23/09	21008	0	UNISSUED	UNISSUED
394862	S	\$46.63	12/23/09	E3582	0	TAYLOR, BRADLEY S	OUTSTANDING
394863	S	\$103.13	12/23/09	16064	0	TAYLOR, REBECCA	CLEARED
394864	S	\$128902.11	12/23/09	08203	0	TIES	CLEARED

133

CHECK #	TYPE	CHECK AMT	CHECK DATE	VENDOR #	ADDRS #	VENDOR NAME	CHECK STATUS
394865	S	\$1000.00	12/23/09	00016	1823	TRANG, JAMES	CLEARED
394866	S	\$92.55	12/23/09	04060	0	TRANS-MISSISSIPPI BIOLOGICAL SUPPLY	OUTSTANDING
394867	S	\$89.86	12/23/09	E7415	0	UMHOEFER, THOMAS C	OUTSTANDING
394868	S	\$28.00	12/23/09	01007	0	UNIVERSITY OF CALIFORNIA AT BERKELEY	CLEARED
394869	S	\$436.09	12/23/09	04417	1	US FOODSERVICE	CLEARED
394870	S	\$11250.00	12/23/09	26645	1	VENUWORKS OF BURNSVILLE LLC/BPAC	OUTSTANDING
394871	S	\$535.00	12/23/09	04195	1	VIKING AUTOMATIC SPRINKLER COMPANY	CLEARED
394872	S	\$33.86	12/23/09	04321	1	WARD'S NATURAL SCIENCE EST. LLC	CLEARED
394873	S	\$1664.44	12/23/09	16469	0	WEIN, JORDAN	OUTSTANDING
394874	S	\$25.69	12/23/09	16914	0	WEIR ALDAHL, ALBERTA	CLEARED
394875	S	\$75.00	12/23/09	01279	1	WELLS FARGO BUSINESS CREDIT	CLEARED
394876	S	\$160.48	12/23/09	20422	0	WENDORF, VERN	CLEARED
394877	S	\$60.00	12/23/09	25837	0	WILLIAMS, REBECCA	CLEARED
394878	S	\$870.00	12/23/09	04451	1	XEROX CORPORATION	CLEARED
394879	S	\$297.87	01/01/10	01037	3	ABILITATIONS	OUTSTANDING
394880	S	\$58.96	01/01/10	05588	0	ACE HARDWARE & PAINT	OUTSTANDING
394881	S	\$875.48	01/01/10	03503	0	AMERICAN TIME & SIGNAL	OUTSTANDING
394882	S	\$206.00	01/01/10	01100	0	ANCOM COMMUNICATIONS INC.	OUTSTANDING
394883	S	\$229.71	01/01/10	03178	1	AQUA LOGIC, INC.	OUTSTANDING
394884	S	\$67.30	01/01/10	26755	0	ARAMARK UNIFORM SERVICES	OUTSTANDING
394885			01/01/10	26755	0	UNISSUED	UNISSUED
394886	S	\$560.80	01/01/10	03205	0	ASTLEFORD EQUIPMENT CO, INC.	OUTSTANDING
394887	S	\$159.86	01/01/10	26786	0	ASTLEFORD IDEALEASE	OUTSTANDING
394888	S	\$144.90	01/01/10	21633	0	AUTISM ASPERGER PUBLISHING COMPANY	OUTSTANDING
394889	S	\$428.43	01/01/10	26943	0	BABY SIGNS, INC.	OUTSTANDING
394890	S	\$501.44	01/01/10	00386	1	BARNES & NOBLE INC	OUTSTANDING
394891	S	\$10989.00	01/01/10	20362	2	BENCHMARK EDUCATION COMPANY	OUTSTANDING
394892	S	\$6245.45	01/01/10	00477	0	BIX PRODUCE COMPANY	OUTSTANDING
394893			01/01/10	00477	0	UNISSUED	UNISSUED
394894			01/01/10	00477	0	UNISSUED	UNISSUED
394895			01/01/10	00477	0	UNISSUED	UNISSUED
394896	S	\$175.91	01/01/10	02926	2	CAPSTONE PRESS, INC.	OUTSTANDING
394897	S	\$574.29	01/01/10	00707	1	CARRIER CORPORATION	OUTSTANDING
394898	S	\$21.49	01/01/10	00483	0	CASSIDY-TRICKER INDUSTRIAL SALES, INC.	OUTSTANDING
394899	S	\$140.00	01/01/10	20289	1	CDW GOVERNMENT, INC.	OUTSTANDING
394900	S	\$551.98	01/01/10	04232	4	CLASSROOMDIRECT	OUTSTANDING
394901	S	\$1702.28	01/01/10	00514	0	COMBUSTION HEAT & POWER, INC.	OUTSTANDING
394902	S	\$111.36	01/01/10	00552	1	CONNEY SAFETY PRODUCTS	OUTSTANDING
394903	S	\$5.90	01/01/10	00647	0	CROWN RENTAL, INC.	OUTSTANDING
394904	S	\$1038.00	01/01/10	22013	0	CUSTOM WATER WORKS	OUTSTANDING
394905	S	\$3824.94	01/01/10	00279	0	D.S.D., INC.	OUTSTANDING
394906			01/01/10	00279	0	UNISSUED	UNISSUED
394907	S	\$1534.64	01/01/10	00389	0	DAVANNIS PIZZA	OUTSTANDING
394908	S	\$35.39	01/01/10	00576	1	DELTA	OUTSTANDING
394909	S	\$50.95	01/01/10	00837	1	DEMCO, INC.	OUTSTANDING
394910	S	\$452.65	01/01/10	01064	0	EARL F. ANDERSEN & ASSOC., INC	OUTSTANDING
394911	S	\$4947.40	01/01/10	01078	0	ELECTRO WATCHMAN, INC.	OUTSTANDING
394912	S	\$1485.00	01/01/10	26949	0	FAIRFIELD GLASS & WINDOW, INC.	OUTSTANDING
394913	S	\$326.58	01/01/10	23054	1	FASTENAL	OUTSTANDING
394914	S	\$10646.74	01/01/10	08698	1	FERGUSON ENTERPRISES # 1657	OUTSTANDING
394915			01/01/10	08698	0	UNISSUED	UNISSUED
394916	S	\$543393.72	01/01/10	03328	0	FIRST STUDENT, INC.	OUTSTANDING

134

CHECK #	TYPE	CHECK AMT	CHECK DATE	VENDOR #	ADDRS #	VENDOR NAME	CHECK STATUS
394917			01/01/10	03328	0	UNISSUED	UNISSUED
394918			01/01/10	03328	0	UNISSUED	UNISSUED
394919			01/01/10	03328	0	UNISSUED	UNISSUED
394920			01/01/10	03328	0	UNISSUED	UNISSUED
394921			01/01/10	03328	0	UNISSUED	UNISSUED
394922			01/01/10	03328	0	UNISSUED	UNISSUED
394923			01/01/10	03328	0	UNISSUED	UNISSUED
394924	S	\$197.93	01/01/10	01231	0	FLINN SCIENTIFIC, INC.	OUTSTANDING
394925	S	\$314.59	01/01/10	01457	1	GOODIN COMPANY	OUTSTANDING
394926	S	\$57.90	01/01/10	01458	1	GOPHER	OUTSTANDING
394927	S	\$1501.03	01/01/10	04387	1	GRAINGER	OUTSTANDING
394928	S	\$2829.88	01/01/10	01478	1	GRAYBAR ELECTRIC COMPANY, INC.	OUTSTANDING
394929	S	\$401.49	01/01/10	03299	0	GREG LARSON SPORTS, INC.	OUTSTANDING
394930	S	\$225.50	01/01/10	01741	2	HARMON FULL SERVICE GROUP	OUTSTANDING
394931	S	\$12.00	01/01/10	21184	1	HEWLETT-PACKARD COMPANY	OUTSTANDING
394932	S	\$6746.49	01/01/10	09318	1	HILLYARD INC - MINNEAPOLIS	OUTSTANDING
394933	S	\$657.00	01/01/10	25425	0	INTA JUICE	OUTSTANDING
394934	S	\$364.00	01/01/10	25995	2	J&R SCHOOL SUPPLIES	OUTSTANDING
394935	S	\$247.00	01/01/10	01994	0	J&R SCHOOL SUPPLIES, INC.	OUTSTANDING
394936	S	\$11841.00	01/01/10	01576	0	JAYTECH, INC.	OUTSTANDING
394937	S	\$23.80	01/01/10	01134	0	JIM COOPERS TIRE & AUTO STORES	OUTSTANDING
394938	S	\$562.82	01/01/10	02058	1	JOHN HENRY FOSTER MINNESOTA, INC.	OUTSTANDING
394939	S	\$78.00	01/01/10	26915	0	KEY TECHNOLOGIES, INC.	OUTSTANDING
394940	S	\$191.08	01/01/10	24012	0	KIDS EXPRESS TRAIN, LLC	OUTSTANDING
394941	S	\$862.50	01/01/10	26821	0	LARUE COFFEE	OUTSTANDING
394942	S	\$36.00	01/01/10	02220	1	LEGO EDUCATION	OUTSTANDING
394943	S	\$1702.60	01/01/10	05077	0	LOCKSAFE, INC.	OUTSTANDING
394944	S	\$3115.81	01/01/10	02196	0	MACKIN BOOK COMPANY	OUTSTANDING
394945	S	\$58.71	01/01/10	02395	0	MENARDS	OUTSTANDING
394946	S	\$1559.73	01/01/10	08999	1	MINNESOTA ELEVATOR INC	OUTSTANDING
394947	S	\$148.80	01/01/10	04961	0	MINVALCO, INC.	OUTSTANDING
394948	S	\$38.50	01/01/10	02544	1	MTI DISTRIBUTING CO.	OUTSTANDING
394949	S	\$390.00	01/01/10	00453	0	MULCAHY COMPANY, INC.	OUTSTANDING
394950	S	\$1857.96	01/01/10	03544	2	MULTI SERVICE CORPORATION	OUTSTANDING
394951	S	\$719.00	01/01/10	26883	0	MUSICIANSBUY.COM	OUTSTANDING
394952	S	\$634.47	01/01/10	03519	0	NAPA, SAVAGE PARTS SERVICE	OUTSTANDING
394953	S	\$241.95	01/01/10	25271	0	NDR CABLES AND NETWORKS, INC.	OUTSTANDING
394954	S	\$136.42	01/01/10	01197	1	NEXT DAY GOURMET	OUTSTANDING
394955	S	\$875.00	01/01/10	26948	0	NICE NEAT PLUMBING, LLC	OUTSTANDING
394956	S	\$219.25	01/01/10	26799	0	NICKLASSON ATHLETIC COMPANY INC	OUTSTANDING
394957	S	\$1589.00	01/01/10	26969	0	NORTH STAR AGENCY	OUTSTANDING
394958	S	\$2651.49	01/01/10	02489	1	OFFICE DEPOT COMPANY	OUTSTANDING
394959			01/01/10	02489	0	UNISSUED	UNISSUED
394960			01/01/10	02489	0	UNISSUED	UNISSUED
394961	S	\$1584.00	01/01/10	25749	0	OH THOSE GUYS	OUTSTANDING
394962	S	\$619.00	01/01/10	24862	0	PARENT MAGIC, INC.	OUTSTANDING
394963	S	\$6737.32	01/01/10	03116	4	PEARSON EDUCATION	OUTSTANDING
394964	S	\$1198.20	01/01/10	03219	1	PEPSI-COLA COMPANY	OUTSTANDING
394965	S	\$780.00	01/01/10	26108	0	PJCOMN ACQUISITION CORPORATION	OUTSTANDING
394966	S	\$26.15	01/01/10	09782	2	PRIORITY MANAGEMENT SYSTEMS, INC	OUTSTANDING
394967	S	\$94.60	01/01/10	03073	1	PRO-ED	OUTSTANDING
394968	S	\$180.00	01/01/10	24789	0	PROACTIVE SALES AND MARKETING	OUTSTANDING

135

CHECK #	TYPE	CHECK AMT	CHECK DATE	VENDOR #	ADDRS #	VENDOR NAME	CHECK STATUS
394969	S	\$981.00	01/01/10	26669	0	QUALITY RESOURCE GROUP, INC.	OUTSTANDING
394970	S	\$1791.70	01/01/10	03409	0	R.M. COTTON COMPANY	OUTSTANDING
394971	S	\$113.00	01/01/10	05511	0	RED WING SHOE STORE	OUTSTANDING
394972	S	\$400.50	01/01/10	25729	0	RENT N' SAVE PORTABLE SERVICES	OUTSTANDING
394973	S	\$249.00	01/01/10	03339	1	ROTO-ROOTER	OUTSTANDING
394974	S	\$514.27	01/01/10	26583	0	RYAN ELECTRIC, INC.	OUTSTANDING
394975	S	\$50.61	01/01/10	03537	1	SCHOOL HEALTH SUPPLY CO., INC.	OUTSTANDING
394976	S	\$35.77	01/01/10	04232	1	SCHOOL SPECIALTY INC.	OUTSTANDING
394977	S	\$7974.40	01/01/10	00191	0	SCHUMACHER WHOLESALE MEATS, INC.	OUTSTANDING
394978	S	\$57.10	01/01/10	03745	1	SHERWIN-WILLIAMS	OUTSTANDING
394979	S	\$539.42	01/01/10	03472	2	SHIFFLER EQUIPMENT SALES INC	OUTSTANDING
394980	S	\$826.73	01/01/10	03587	1	SIMPLEX GRINNELL	OUTSTANDING
394981	S	\$312.40	01/01/10	03598	0	SLOSSON EDUCATIONAL PUBLICATIONS	OUTSTANDING
394982	S	\$119.64	01/01/10	00897	1	SMARTERVILLE EDUCATIONAL, LLC	OUTSTANDING
394983	S	\$2600.96	01/01/10	22907	1	SOLUTIONS4SURE.COM, INC.	OUTSTANDING
394984	S	\$98.16	01/01/10	26913	0	SOUTHWEST PLASTIC BINDING COMPANY	OUTSTANDING
394985	S	\$149.36	01/01/10	22020	0	SPHERION CORPORATION	OUTSTANDING
394986	S	\$794.88	01/01/10	02010	1	TECHNOLOGY FOR EDUCATION	OUTSTANDING
394987	S	\$680.00	01/01/10	26944	0	THOUSAND HILLS CATTLE COMPANY	OUTSTANDING
394988	S	\$2736.47	01/01/10	00826	1	TIERNEY BROTHERS, INC.	OUTSTANDING
394989	S	\$2342.89	01/01/10	08203	0	TIES	OUTSTANDING
394990	S	\$138.30	01/01/10	03794	0	TOLL GAS & WELDING SUPPLY	OUTSTANDING
394991	S	\$388.18	01/01/10	22123	1	TOTAL FILTRATION SERVICES, INC.	OUTSTANDING
394992	S	\$1528.70	01/01/10	04045	1	TRANE U.S. INC.	OUTSTANDING
394993	S	\$203.04	01/01/10	04037	1	TRIARCO ARTS & CRAFTS	OUTSTANDING
394994	S	\$5597.09	01/01/10	03802	0	TRIO SUPPLY	OUTSTANDING
394995			01/01/10	03802	0	UNISSUED	UNISSUED
394996			01/01/10	03802	0	UNISSUED	UNISSUED
394997	S	\$7181.82	01/01/10	26835	1	TRIUMPH LEARNING LLC	OUTSTANDING
394998	S	\$15199.00	01/01/10	08379	5	UNITED RENTALS NORTHWEST INC	OUTSTANDING
394999	S	\$64303.97	01/01/10	04417	1	US FOODSERVICE	OUTSTANDING
395000			01/01/10	04417	0	UNISSUED	UNISSUED
395001			01/01/10	04417	0	UNISSUED	UNISSUED
395002			01/01/10	04417	0	UNISSUED	UNISSUED
395003			01/01/10	04417	0	UNISSUED	UNISSUED
395004	S	\$18.60	01/01/10	03345	1	VALLEY NATIONAL GASES	OUTSTANDING
395005	S	\$32.55	01/01/10	04243	1	VIKING ELECTRIC SUPPLY, INC.	OUTSTANDING
395006	S	\$3455.40	01/01/10	04435	0	WEST MUSIC COMPANY	OUTSTANDING
395007	S	\$119.00	01/01/10	04342	1	WORLD BOOK SCHOOL & LIBRARY	OUTSTANDING
395008	S	\$97.00	01/01/10	04451	1	XEROX CORPORATION	OUTSTANDING
395009	S	\$780.00	01/01/10	04566	0	ZIEGLER INC.	OUTSTANDING
395010	S	\$4383.82	01/02/10	26241	0	M&E REALTY COMPANY	OUTSTANDING
395011	S	\$8541.67	01/02/10	09588	1	SAVAGE, CITY OF	OUTSTANDING
395012	S	\$51.00	12/30/09	26972	0	AGATE, ALEC	OUTSTANDING
395013	S	\$90.00	12/30/09	23652	0	ALL IN ONE TRANSLATION AGENCY, LLC	OUTSTANDING
395014	S	\$670.95	12/30/09	04895	0	ASSOCIATION OF CLERICAL EMPLOYEES	OUTSTANDING
395015	S	\$390.69	12/30/09	00477	0	BIX PRODUCE COMPANY	OUTSTANDING
395016	S	\$2360.00	12/30/09	09991	0	BURNSVILLE ASSOCIATION OF EDUCATIONAL ASSTS	OUTSTANDING
395017	S	\$553.50	12/30/09	04122	0	CALCULATORS, INC.	OUTSTANDING
395018	S	\$4847.20	12/30/09	00854	0	CARVER-SCOTT EDUCATIONAL COOP.	OUTSTANDING
395019	S	\$400.00	12/30/09	16560	0	CLEGG, RANDALL	OUTSTANDING
395020	S	\$97.00	12/30/09	00774	0	CONTINENTAL MATHEMATICS LEAGUE, INC.	OUTSTANDING

136

CHECK #	TYPE	CHECK AMT	CHECK DATE	VENDOR #	ADDRS #	VENDOR NAME	CHECK STATUS
395021	S	\$112.00	12/30/09	00502	0	CORNERSTONE COPY CENTER	OUTSTANDING
395022	S	\$84.00	12/30/09	22013	0	CUSTOM WATER WORKS	OUTSTANDING
395023	S	\$344.00	12/30/09	26702	0	DELTA MANAGEMENT ASSOCIATES, INC.	OUTSTANDING
395024	S	\$8.25	12/30/09	14641	0	ENGSTROM, HEATHER L	OUTSTANDING
395025	S	\$215.65	12/30/09	15808	0	ESPINOZA, CYNTHIA	OUTSTANDING
395026	S	\$51.00	12/30/09	26974	0	GENEREUX, PAUL	OUTSTANDING
395027	S	\$724.52	12/30/09	07390	0	GREATER TWIN CITIES UNITED WAY	OUTSTANDING
395028	S	\$38.34	12/30/09	12300	0	HENDERSON, JUDY	OUTSTANDING
395029	S	\$244.25	12/30/09	02483	0	INTEGRA TELECOM	OUTSTANDING
395030	S	\$51.65	12/30/09	00001	1053	JOHNSON, ANDREA	OUTSTANDING
395031	S	\$51.00	12/30/09	26973	0	KNOBLE, PETE	OUTSTANDING
395032	S	\$40.00	12/30/09	08865	5	METRO ECSU	OUTSTANDING
395033	S	\$208.00	12/30/09	08769	0	MN NCPERS GROUP LIFE INS.	OUTSTANDING
395034	S	\$456.70	12/30/09	03219	1	PEPSI-COLA COMPANY	OUTSTANDING
395035	S	\$64.87	12/30/09	26733	0	PETERSON, FRAM & BERGMAN	OUTSTANDING
395036	S	\$1168.92	12/30/09	03055	4	PITNEY BOWES	OUTSTANDING
395037	S	\$43451.71	12/30/09	20099	0	RELIASTAR LIFE INSURANCE COMPANY	OUTSTANDING
395038	S	\$464.82	12/30/09	26583	0	RYAN ELECTRIC, INC.	OUTSTANDING
395039	S	\$7798.19	12/30/09	07382	0	SCHOOL SERVICES EMPLOYEES LOCAL 284	OUTSTANDING
395040	S	\$350.00	12/30/09	26971	0	SHAND PAINTING	OUTSTANDING
395041	S	\$230.00	12/30/09	26893	0	STEWART, ZLIMEN & JUNGERS, LTD.	OUTSTANDING
395042	S	\$2041.00	12/30/09	20034	0	TEAM MATES, INC	OUTSTANDING
395043	S	\$707.75	12/30/09	04037	1	TRIARCO ARTS & CRAFTS	OUTSTANDING
395044	S	\$42.00	12/30/09	02813	1	U.S. DEPARTMENT OF EDUCATION	OUTSTANDING
395045	S	\$85.00	12/30/09	02813	2	U.S. DEPARTMENT OF EDUCATION	OUTSTANDING
395046	S	\$125.53	12/30/09	23463	7	UNITED STATES TREASURY	OUTSTANDING
395047	S	\$290.00	12/30/09	08595	0	UNIVERSITY OF MINNESOTA-TUITION	OUTSTANDING
395048	S	\$904.89	12/30/09	04417	0	US FOODSERVICE	OUTSTANDING
395049	S	\$625.00	12/30/09	26307	0	VERUS CORPORATION	OUTSTANDING
395050	S	\$282.00	12/30/09	26767	0	WI SCTF	OUTSTANDING
395051	S	\$21.99	01/05/10	01253	1	BATTERIES PLUS	OUTSTANDING
395052	S	\$641.06	01/05/10	00000	9089	BEAL, JAY	OUTSTANDING
395053	S	\$274.17	01/05/10	02519	0	CENTERPOINT ENERGY	OUTSTANDING
395054	S	\$558.75	01/05/10	08621	1	CHILDREN'S THEATRE COMPANY	OUTSTANDING
395055	S	\$996.00	01/05/10	08621	1	CHILDREN'S THEATRE COMPANY	OUTSTANDING
395056	S	\$66.00	01/05/10	00016	1826	CHURCH, TOM	OUTSTANDING
395057	S	\$308.00	01/05/10	26695	1	COMPVIEW INC.	OUTSTANDING
395058	S	\$475.00	01/05/10	00502	0	CORNERSTONE COPY CENTER	OUTSTANDING
395059	S	\$1184.95	01/05/10	22970	0	DELEGARD TOOL COMPANY	OUTSTANDING
395060	S	\$800.00	01/05/10	22061	0	DISTRIBUTED WEBSITE CORPORATION	OUTSTANDING
395061	S	\$140.00	01/05/10	00875	0	DRAMATISTS PLAY SERVICE INC.	OUTSTANDING
395062	S	\$16.92	01/05/10	23054	1	FASTENAL	OUTSTANDING
395063	S	\$10000.00	01/05/10	26709	0	GALLAGHER BENEFIT SERVICES, INC.	OUTSTANDING
395064	S	\$654.03	01/05/10	00016	1389	GRAFF, SALLY	OUTSTANDING
395065	S	\$297.70	01/05/10	01762	0	HAAN CRAFTS, LLC	OUTSTANDING
395066	S	\$540.00	01/05/10	01038	0	HEALTH CONSULTANTS FOR CHILD CARE	OUTSTANDING
395067	S	\$16077.60	01/05/10	02102	0	KRAUS-ANDERSON INS. AGENCY, INC.	OUTSTANDING
395068	S	\$66.00	01/05/10	00000	9289	LARSON, DEAN	OUTSTANDING
395069	S	\$66.00	01/05/10	00016	1825	LEE, JILL	OUTSTANDING
395070	S	\$66.00	01/05/10	00016	1824	LEEMAN, LARRY	OUTSTANDING
395071	S	\$191.25	01/05/10	05077	0	LOCKSAFE, INC.	OUTSTANDING
395072	S	\$125.00	01/05/10	08057	1	MASMS	OUTSTANDING

CHECK #	TYPE	CHECK AMT	CHECK DATE	VENDOR #	ADDRS #	VENDOR NAME	CHECK STATUS
395073	S	\$2006.88	01/05/10	03029	1	MINNESOTA ENERGY RESOURCES CORPORATION	OUTSTANDING
395074	S	\$4799.75	01/05/10	04476	0	NATIONAL TREASURE KUNG FU INC	OUTSTANDING
395075	S	\$121.00	01/05/10	26881	0	OFFICE SYSTEMS AND DESIGN	OUTSTANDING
395076	S	\$24.66	01/05/10	00016	1827	OLSON, LISA	OUTSTANDING
395077	S	\$110.00	01/05/10	06693	0	POWELL, MALINDA	OUTSTANDING
395078	S	\$936.00	01/05/10	21752	0	PRIVATE ADVANTAGE	OUTSTANDING
395079	S	\$66.00	01/05/10	00000	9386	RUFFING, BARBARA	OUTSTANDING
395080	S	\$1212.50	01/05/10	26583	0	RYAN ELECTRIC, INC.	OUTSTANDING
395081	S	\$101.00	01/05/10	00016	1599	SMITH, LISA	OUTSTANDING
395082	S	\$114.00	01/05/10	25672	0	SPECIAL DELIVERY OF MINNESOTA, INC	OUTSTANDING
395083	S	\$1500.00	01/05/10	25234	0	STEINBERG-BOHN, JANET	OUTSTANDING
395084	S	\$246.00	01/05/10	04664	0	SUMMIT PRINT COPY AND MAIL SERVICE	OUTSTANDING
395085	S	\$11250.00	01/05/10	26645	1	VENUWORKS OF BURNSVILLE LLC/BPAC	OUTSTANDING
395086	S	\$62407.17	01/05/10	23715	0	WELLS FARGO BANK - REMITTANCE CENTER	OUTSTANDING
395087	S	\$87.00	01/05/10	04451	1	XEROX CORPORATION	OUTSTANDING
395088	S	\$431.63	01/05/10	00016	1390	ZRUST, CHRISTINE	OUTSTANDING
395090	S	\$799.75	01/08/10	08754	0	GUTHRIE THEATER	OUTSTANDING
395091	S	\$28560.00	01/08/10	00017	0	AIM ELECTRONICS, INC.	OUTSTANDING
395092	S	\$10.00	01/08/10	00016	1829	AMES, JEFFREY	OUTSTANDING
395093	S	\$20190.77	01/08/10	26720	0	BLUE BELL ENTERPRISES, INC.	OUTSTANDING
395094			01/08/10	26720	0	UNISSUED	UNISSUED
395095			01/08/10	26720	0	UNISSUED	UNISSUED
395096	S	\$1330.00	01/08/10	09972	0	BUCK HILL, INC.	OUTSTANDING
395097	S	\$11120.45	01/08/10	04226	0	BURNSVILLE, CITY OF	OUTSTANDING
395098			01/08/10	04226	0	UNISSUED	UNISSUED
395099	S	\$52.50	01/08/10	20289	1	CDW GOVERNMENT, INC.	OUTSTANDING
395100	S	\$740.50	01/08/10	08621	1	CHILDREN'S THEATRE COMPANY	OUTSTANDING
395101	S	\$60.00	01/08/10	25936	0	CLEVELAND, GEOFF	OUTSTANDING
395102	S	\$180.00	01/08/10	25919	0	CORDOVA-MORALES, LETICIA	OUTSTANDING
395103	S	\$32464.87	01/08/10	24183	0	DAKOTA TRANSPORT, INC.	OUTSTANDING
395104	S	\$360.00	01/08/10	20524	0	DEWALD, RINA C.	OUTSTANDING
395105	S	\$500.00	01/08/10	26536	0	DIMENSIONS FOUNDATION	OUTSTANDING
395106	S	\$2000.00	01/08/10	22061	0	DISTRIBUTED WEBSITE CORPORATION	OUTSTANDING
395107	S	\$300.00	01/08/10	01049	1	EAGAN, CITY OF	OUTSTANDING
395108	S	\$3531.36	01/08/10	09272	1	ECM DISTRIBUTION	OUTSTANDING
395109	S	\$114.50	01/08/10	26331	0	EDUCATION TO GO	OUTSTANDING
395110	S	\$600.00	01/08/10	26262	0	EDUCATORS BENEFIT CONSULTANTS, LLC	OUTSTANDING
395111	S	\$60.00	01/08/10	25866	0	FLORES, ROSA	OUTSTANDING
395112	S	\$505.00	01/08/10	02086	0	GLEWWE DOORS, INC.	OUTSTANDING
395113	S	\$146.04	01/08/10	01458	1	GOPHER	OUTSTANDING
395114	S	\$1742.42	01/08/10	04387	1	GRAINGER	OUTSTANDING
395115	S	\$120.00	01/08/10	26803	0	HASSAN, RAHMA	OUTSTANDING
395116	S	\$1608.00	01/08/10	21184	1	HEWLETT-PACKARD COMPANY	OUTSTANDING
395117	S	\$203.00	01/08/10	26979	0	HIAWATHA VALLEY SAIL & POWER SQUADRON	OUTSTANDING
395118	S	\$281.76	01/08/10	01758	0	HOPE HEALTH/IHAC	OUTSTANDING
395119	S	\$245.00	01/08/10	04818	1	HORIZON CPO SEMINARS	OUTSTANDING
395120	S	\$227.54	01/08/10	26918	0	IMB DISTRIBUTION	OUTSTANDING
395121	S	\$75.00	01/08/10	01390	0	INTERMEDIATE SCHOOL DISTRICT 287	OUTSTANDING
395122	S	\$411.40	01/08/10	09327	0	INTERMEDIATE SCHOOL DISTRICT 917	OUTSTANDING
395123	S	\$267.50	01/08/10	01994	0	J&R SCHOOL SUPPLIES, INC.	OUTSTANDING
395124	S	\$251.00	01/08/10	24067	0	JOHNSON, DENNIS	OUTSTANDING
395125	S	\$60.00	01/08/10	26282	0	LEE, WAI YEE	OUTSTANDING

138

CHECK #	TYPE	CHECK AMT	CHECK DATE	VENDOR #	ADDRS #	VENDOR NAME	CHECK STATUS
395126	S	\$918.85	01/08/10	26671	0	LS PIZZA SHACK	OUTSTANDING
395127	S	\$9528.75	01/08/10	08315	0	MEADOW GREEN LAWN & LANDSCAPE	OUTSTANDING
395128	S	\$1900.00	01/08/10	03412	0	MERZER, SHEILA M.A.,L.P.	OUTSTANDING
395129	S	\$533.00	01/08/10	08338	0	MN ASSOC OF SECONDARY SCHOOL PRINCIPALS	OUTSTANDING
395130	S	\$492.00	01/08/10	08858	1	MN ORCHESTRA	OUTSTANDING
395131	S	\$11931.14	01/08/10	07448	0	MN VALLEY ELECTRIC COOPERATIVE	OUTSTANDING
395132	S	\$400.00	01/08/10	26978	0	MOVIE LICENSING USA	OUTSTANDING
395133	S	\$145.00	01/08/10	22324	0	MULTILINGUAL WORD, INC.	OUTSTANDING
395134	S	\$51.00	01/08/10	24915	0	NELSON, BRUCE	OUTSTANDING
395135	S	\$40.00	01/08/10	00016	1828	OLSON, JOHN	OUTSTANDING
395136	S	\$23.00	01/08/10	00001	1054	PIETSCH, JODI	OUTSTANDING
395137	S	\$3068.19	01/08/10	26108	0	PJCOMN ACQUISITION CORPORATION	OUTSTANDING
395138	S	\$2093.50	01/08/10	01686	0	RODGERS & HAMMERSTEIN THEATER LIBRARY	OUTSTANDING
395139	S	\$60.00	01/08/10	26289	0	SALGADO-LANDA, NOE	OUTSTANDING
395140	S	\$4783.35	01/08/10	09588	0	SAVAGE, CITY OF	OUTSTANDING
395141	S	\$162.34	01/08/10	09588	4	SAVAGE, CITY OF	OUTSTANDING
395142	S	\$15.00	01/08/10	20017	1	SC/SW MN REGIONAL SCIENCE FAIR	OUTSTANDING
395143	S	\$144.18	01/08/10	03534	1	SCHOLASTIC INC.	OUTSTANDING
395144	S	\$1076.00	01/08/10	22278	0	SCHOOLFINANCES.COM, INC	OUTSTANDING
395145	S	\$1110.85	01/08/10	04683	0	SCOTT COUNTY TREASURER	OUTSTANDING
395146	S	\$2295.59	01/08/10	23848	0	SFM	OUTSTANDING
395147	S	\$1848.00	01/08/10	20876	0	SPEECH ON THE GO, LLC	OUTSTANDING
395148	S	\$24.00	01/08/10	00000	320	STEADERMAN, PETRA	OUTSTANDING
395149	S	\$1775.00	01/08/10	00321	0	SUN NEWSPAPERS	OUTSTANDING
395150	S	\$51.00	01/08/10	26956	0	SWEET, CRAIG	OUTSTANDING
395151	S	\$6922.80	01/08/10	22640	0	SYLVAN-MN LEARNING CENTER	OUTSTANDING
395152	S	\$2888.14	01/08/10	26627	0	THE PLAYS THE THING PRODUCTIONS	OUTSTANDING
395153	S	\$225.00	01/08/10	25679	0	TOAY, GRETCHEN	OUTSTANDING
395154	S	\$47.70	01/08/10	04060	0	TRANS-MISSISSIPPI BIOLOGICAL SUPPLY	OUTSTANDING
395155	S	\$97.65	01/08/10	04172	0	UNITED PARCEL SERVICE	OUTSTANDING
395156	S	\$412.65	01/08/10	08798	15	UNIVERSITY OF MINNESOTA-CEED	OUTSTANDING
395157	S	\$238.41	01/08/10	04417	0	US FOODSERVICE	OUTSTANDING
395158	S	\$9319.25	01/08/10	20007	0	WASTE MANAGEMENT	OUTSTANDING
395159	S	\$1350.00	01/08/10	04563	0	WENZEL PLYMOUTH PLUMBING	OUTSTANDING
395160	S	\$18021.22	01/08/10	04451	9	XEROX CORPORATION	OUTSTANDING
395161	S	\$300.00	01/15/10	26293	0	ACCESS LIFTS, INC.	OUTSTANDING
395162	S	\$202.87	01/15/10	05588	0	ACE HARDWARE & PAINT	OUTSTANDING
395163	S	\$81.00	01/15/10	09748	0	AMERICAN PRINTING HOUSE FOR THE BLIND	OUTSTANDING
395164	S	\$372.68	01/15/10	03503	0	AMERICAN TIME & SIGNAL	OUTSTANDING
395165	S	\$28.00	01/15/10	01100	0	ANCOM COMMUNICATIONS INC.	OUTSTANDING
395166	S	\$25.68	01/15/10	26755	0	ARAMARK UNIFORM SERVICES	OUTSTANDING
395167	S	\$1036.81	01/15/10	03205	0	ASTLEFORD EQUIPMENT CO, INC.	OUTSTANDING
395168	S	\$258.65	01/15/10	00386	1	BARNES & NOBLE INC	OUTSTANDING
395169	S	\$220.94	01/15/10	01253	1	BATTERIES PLUS	OUTSTANDING
395170	S	\$2653.96	01/15/10	00477	0	BIX PRODUCE COMPANY	OUTSTANDING
395171			01/15/10	00477	0	UNISSUED	UNISSUED
395172	S	\$75.87	01/15/10	00172	1	BLICK ART MATERIALS	OUTSTANDING
395173	S	\$125.00	01/15/10	00673	0	BURNSVILLE, CITY OF	OUTSTANDING
395174	S	\$3062.81	01/15/10	06201	1	C L BENSEN COMPANY, INC.	OUTSTANDING
395175	S	\$2094.24	01/15/10	03865	1	CARGILL INC. - SALT DIVISION	OUTSTANDING
395176	S	\$1381.05	01/15/10	20289	1	CDW GOVERNMENT, INC.	OUTSTANDING
395177	S	\$336.81	01/15/10	05251	3	CHANNING BETE CO., INC.	OUTSTANDING

CHECK #	TYPE	CHECK AMT	CHECK DATE	VENDOR #	ADDRS #	VENDOR NAME	CHECK STATUS
395178	S	\$557.60	01/15/10	00647	0	CROWN RENTAL, INC.	OUTSTANDING
395179	S	\$14.67	01/15/10	00645	0	CUB FOODS	OUTSTANDING
395180	S	\$175.00	01/15/10	22013	0	CUSTOM WATER WORKS	OUTSTANDING
395181	S	\$5426.28	01/15/10	00279	0	D.S.D., INC.	OUTSTANDING
395182			01/15/10	00279	0	UNISSUED	UNISSUED
395183	S	\$196.75	01/15/10	20012	1	DON STEVENS, INC.	OUTSTANDING
395184	S	\$154.20	01/15/10	01064	0	EARL F. ANDERSEN & ASSOC., INC	OUTSTANDING
395185	S	\$614.71	01/15/10	23054	1	FASTENAL	OUTSTANDING
395186	S	\$3358.79	01/15/10	08698	1	FERGUSON ENTERPRISES # 1657	OUTSTANDING
395187			01/15/10	08698	0	UNISSUED	UNISSUED
395188			01/15/10	08698	0	UNISSUED	UNISSUED
395189	S	\$339004.26	01/15/10	03328	0	FIRST STUDENT, INC.	OUTSTANDING
395190	S	\$4547.00	01/15/10	06690	1	FIRST TECH COMPUTER	OUTSTANDING
395191	S	\$64.06	01/15/10	01231	0	FLINN SCIENTIFIC, INC.	OUTSTANDING
395192	S	\$370.86	01/15/10	02375	2	GALE	OUTSTANDING
395193	S	\$380.07	01/15/10	01458	1	GOPHER	OUTSTANDING
395194	S	\$1461.60	01/15/10	24927	1	GOV CONNECTION, INC.	OUTSTANDING
395195	S	\$1995.76	01/15/10	04387	1	GRAINGER	OUTSTANDING
395196	S	\$260.09	01/15/10	03299	0	GREG LARSON SPORTS, INC.	OUTSTANDING
395197	S	\$90.09	01/15/10	01577	0	GROSSMAN CHEVROLET	OUTSTANDING
395198	S	\$1079.50	01/15/10	01641	0	H&B SPECIALIZED PRODUCTS, INC.	OUTSTANDING
395199	S	\$1436.64	01/15/10	01741	2	HARMON FULL SERVICE GROUP	OUTSTANDING
395200	S	\$1836.00	01/15/10	21184	1	HEWLETT-PACKARD COMPANY	OUTSTANDING
395201	S	\$3114.69	01/15/10	09046	0	HI TECH REFRIGERATION	OUTSTANDING
395202	S	\$217.29	01/15/10	01729	4	HIGHSMITH	OUTSTANDING
395203	S	\$3785.48	01/15/10	09318	1	HILLYARD INC - MINNEAPOLIS	OUTSTANDING
395204	S	\$385.00	01/15/10	02235	2	HM RECEIVABLES CO LLC	OUTSTANDING
395205	S	\$542.54	01/15/10	04818	0	HORIZON COMMERCIAL POOL SUPPLY	OUTSTANDING
395206	S	\$52.41	01/15/10	26766	1	IDENTIFICATION PRODUCTS MFG. CO.	OUTSTANDING
395207	S	\$45.40	01/15/10	26689	0	IDVILLE	OUTSTANDING
395208	S	\$201.78	01/15/10	22258	1	INDUSTRIAL WASTE SERVICES INC.	OUTSTANDING
395209	S	\$117.50	01/15/10	25995	2	J&R SCHOOL SUPPLIES	OUTSTANDING
395210	S	\$66.00	01/15/10	02055	1	JANELLE PUBLICATIONS, INC.	OUTSTANDING
395211	S	\$2178.00	01/15/10	01576	0	JAYTECH, INC.	OUTSTANDING
395212	S	\$27.00	01/15/10	01134	0	JIM COOPERS TIRE & AUTO STORES	OUTSTANDING
395213	S	\$64.28	01/15/10	02174	1	KAPLAN EARLY LEARNING CO.	OUTSTANDING
395214	S	\$327.75	01/15/10	02203	0	LAKESHORE LEARNING MATERIALS	OUTSTANDING
395215	S	\$5239.69	01/15/10	02220	1	LEGO EDUCATION	OUTSTANDING
395216	S	\$111.00	01/15/10	06419	1	LENSCRAFTERS, INC.	OUTSTANDING
395217	S	\$101.72	01/15/10	01969	0	LIBRARY STORE, INC.	OUTSTANDING
395218	S	\$1234.89	01/15/10	05077	0	LOCKSAFE, INC.	OUTSTANDING
395219	S	\$1379.45	01/15/10	02196	0	MACKIN BOOK COMPANY	OUTSTANDING
395220	S	\$340.50	01/15/10	26950	0	MASTER WHOLESALE SUPPLY	OUTSTANDING
395221	S	\$149.69	01/15/10	02395	0	MENARDS	OUTSTANDING
395222	S	\$1180.00	01/15/10	26970	0	MIDWEST COMBUSTION CONTROLS	OUTSTANDING
395223	S	\$128.47	01/15/10	04961	0	MINVALCO, INC.	OUTSTANDING
395224	S	\$236.90	01/15/10	02526	0	MN CLAY USA	OUTSTANDING
395225	S	\$1156.55	01/15/10	00453	0	MULCAHY COMPANY, INC.	OUTSTANDING
395226	S	\$599.21	01/15/10	03519	1	NAPA AUTO PARTS OF BURNSVILLE	OUTSTANDING
395227	S	\$13.47	01/15/10	03519	0	NAPA, SAVAGE PARTS SERVICE	OUTSTANDING
395228	S	\$371.78	01/15/10	03091	4	NCS PEARSON INC	OUTSTANDING
395229	S	\$55.00	01/15/10	26799	0	NICKLASSON ATHLETIC COMPANY INC	OUTSTANDING

140

CHECK #	TYPE	CHECK AMT	CHECK DATE	VENDOR #	ADDRS #	VENDOR NAME	CHECK STATUS
395230	S	\$1839.96	01/15/10	02489	1	OFFICE DEPOT COMPANY	OUTSTANDING
395231			01/15/10	02489	0	UNISSUED	UNISSUED
395232			01/15/10	02489	0	UNISSUED	UNISSUED
395233	S	\$30.00	01/15/10	26881	0	OFFICE SYSTEMS AND DESIGN	OUTSTANDING
395234	S	\$118.26	01/15/10	03123	0	PAPCO	OUTSTANDING
395235	S	\$560.00	01/15/10	21744	0	QUALITY AIR MECHANICAL, INC.	OUTSTANDING
395236	S	\$21.95	01/15/10	03537	1	SCHOOL HEALTH SUPPLY CO., INC.	OUTSTANDING
395237	S	\$56.87	01/15/10	04232	1	SCHOOL SPECIALTY INC.	OUTSTANDING
395238	S	\$514.51	01/15/10	03472	2	SHIFFLER EQUIPMENT SALES INC	OUTSTANDING
395239	S	\$211.73	01/15/10	03405	0	SHURAIL SUPPLY CO.	OUTSTANDING
395240	S	\$9845.87	01/15/10	22907	1	SOLUTIONS4SURE.COM, INC.	OUTSTANDING
395241	S	\$179.94	01/15/10	20920	0	SPEED STACKS, INC.	OUTSTANDING
395242	S	\$512.63	01/15/10	03640	1	STAPLES ADVANTAGE	OUTSTANDING
395243	S	\$79.56	01/15/10	03689	0	STATE SUPPLY CO., INC.	OUTSTANDING
395244	S	\$2295.00	01/15/10	05995	1	STRATEGIC EQUIPMENT	OUTSTANDING
395245	S	\$881.79	01/15/10	23998	1	SUMMIT FOOD EQUIPMENT SERVICE, INC	OUTSTANDING
395246	S	\$2041.83	01/15/10	22508	0	THERMAL TECHNOLOGIES, INC.	OUTSTANDING
395247	S	\$758.86	01/15/10	22123	1	TOTAL FILTRATION SERVICES, INC.	OUTSTANDING
395248	S	\$2319.12	01/15/10	24601	0	TOTAL MECHANICAL SERVICES, INC.	OUTSTANDING
395249	S	\$368.00	01/15/10	05194	0	TRADE TOOLS INC.	OUTSTANDING
395250	S	\$405.65	01/15/10	04060	0	TRANS-MISSISSIPPI BIOLOGICAL SUPPLY	OUTSTANDING
395251	S	\$1263.31	01/15/10	03802	0	TRIO SUPPLY	OUTSTANDING
395252	S	\$96.00	01/15/10	07889	1	TROXELL COMMUNICATIONS, INC.	OUTSTANDING
395253	S	\$6438.60	01/15/10	04498	1	TRUGREEN CHEMLAWN	OUTSTANDING
395254	S	\$28442.76	01/15/10	04417	1	US FOODSERVICE	OUTSTANDING
395255			01/15/10	04417	0	UNISSUED	UNISSUED
395256			01/15/10	04417	0	UNISSUED	UNISSUED
395257			01/15/10	04417	0	UNISSUED	UNISSUED
395258	S	\$316.89	01/15/10	04282	3	USI EDUCATION AND GOVERNMENT SALE	OUTSTANDING
395259	S	\$163.37	01/15/10	03345	1	VALLEY NATIONAL GASES	OUTSTANDING
395260	S	\$675.00	01/15/10	04195	1	VIKING AUTOMATIC SPRINKLER COMPANY	OUTSTANDING
395261	S	\$15.89	01/15/10	04243	1	VIKING ELECTRIC SUPPLY, INC.	OUTSTANDING
395262	S	\$587.26	01/15/10	04321	1	WARD'S NATURAL SCIENCE EST. LLC	OUTSTANDING
395263	S	\$484.00	01/15/10	04349	0	WHEELER HARDWARE CO.	OUTSTANDING
395264	S	\$365.08	01/15/10	04566	0	ZIEGLER INC.	OUTSTANDING

141

TOTAL # OF ISSUED CHECKS: 727 TOTAL AMOUNT 2714855.45
 TOTAL # OF VOIDED CHECKS: 0 TOTAL AMOUNT 0.00
 TOTAL # OF UNISSUED CHECKS: 36

CHECK #	TYPE	CHECK AMT	CHECK DATE	VENDOR #	ADDRS #	VENDOR NAME	CHECK STATUS
1000029	E	\$31.79	01/05/10	88888	17088	ANDERSON, JAMES L	OUTSTANDING
1000030	E	\$13.49	01/05/10	88888	11193	BERGE, KRISTY K	OUTSTANDING
1000031	E	\$27.50	01/05/10	88888	17107	CARMINE, KATHERINE P	OUTSTANDING
1000032	E	\$2033.00	01/05/10	88888	6315	CHECK, CYNTHIA	OUTSTANDING
1000033	E	\$35.91	01/05/10	88888	16604	COPP, DAVID A	OUTSTANDING
1000034	E	\$246.88	01/05/10	88888	11756	ERICKSON, CONSTANCE	OUTSTANDING
1000035	E	\$43.51	01/05/10	88888	16949	FAUST, AMY K	OUTSTANDING
1000036	E	\$34.37	01/05/10	88888	8128	GIERADA, BARBARA L	OUTSTANDING
1000037	E	\$23.41	01/05/10	88888	14112	HARTL, ARAN J	OUTSTANDING
1000038	E	\$54.31	01/05/10	88888	4732	JOHNSON, LORI ANN	OUTSTANDING
1000039	E	\$24.20	01/05/10	88888	16596	KAISERSHOT, STACY	OUTSTANDING
1000040	E	\$48.40	01/05/10	88888	16596	KAISERSHOT, STACY	OUTSTANDING
1000041	E	\$25.49	01/05/10	88888	9760	KUZIEJ, JANET L	OUTSTANDING
1000042	E	\$24.05	01/05/10	88888	16698	LAMONT, REBECCA E	OUTSTANDING
1000043	E	\$49.48	01/05/10	88888	14000	MCCLELLAN, MELISSA E	OUTSTANDING
1000044	E	\$76.55	01/05/10	88888	14130	MCCROSKEY, SHARI	OUTSTANDING
1000045	E	\$639.83	01/05/10	88888	8627	ORTH, STEVEN D. R.	OUTSTANDING
1000046	E	\$16.50	01/05/10	88888	11739	PARISEAU, MARCIA L	OUTSTANDING
1000047	E	\$102.03	01/05/10	88888	16883	PATTERSON, JILL A	OUTSTANDING
1000048	E	\$48.27	01/05/10	88888	16287	PERALTA, NANCY E	OUTSTANDING
1000049	E	\$12.46	01/05/10	88888	16287	PERALTA, NANCY E	OUTSTANDING
1000050	E	\$36.08	01/05/10	88888	17103	RANTALA, SARA J	OUTSTANDING
1000051	E	\$27.06	01/05/10	88888	17103	RANTALA, SARA J	OUTSTANDING
1000052	E	\$24.20	01/05/10	88888	16574	ROBASSE, CHRISTINE M	OUTSTANDING
1000053	E	\$50.71	01/05/10	88888	16418	SACKETT, NANCY M	OUTSTANDING
1000054	E	\$53.57	01/05/10	88888	10584	SCHUMANN, PATRICIA	OUTSTANDING
1000055	E	\$130.79	01/05/10	88888	4356	SIMON, GLENN D.	OUTSTANDING
1000056	E	\$49.00	01/05/10	88888	11462	VAURIO, SONYA	OUTSTANDING
1000057	E	\$41.80	01/05/10	88888	16401	WALGENBACH, RACHEL C	OUTSTANDING
1000058	E	\$331.65	01/05/10	88888	12647	WALLER MCDEVITT, JENNIFER	OUTSTANDING
1000059	E	\$25.00	01/05/10	88888	11601	ZEIMET, EDWARD	OUTSTANDING

TOTAL # OF ISSUED CHECKS: 31 TOTAL AMOUNT 4381.29
 TOTAL # OF VOIDED CHECKS: 0 TOTAL AMOUNT 0.00
 TOTAL # OF UNISSUED CHECKS: 0

142

INDEPENDENT SCHOOL DISTRICT 191
Burnsville-Eagan-Savage
Business Office

TO: Members of the School Board
FROM: Lisa K. Rider, Executive Director of Business Services
DATE: January 21, 2010
RE: Budget Analysis for the Month Ending December, 2009

RECOMMENDATION: That the Board accept the Budget Analysis for the Month ending December 31, 2009.

The October Budget Reports are presented for Board information and review. The reports indicate that year-to-date expenditures plus encumbrances in all funds total \$60,823,834.08 or 41.2% of the combined Adopted Budgets. Year-to-date revenue in all funds total \$48,868,132.46 or 37.28% of the combined Revised Budgets.

Additional financial reports and summaries to are provided to allow monthly monitoring of the budget. With respect to Revenue, we are furnishing two reports:

Revenue Summary By Fund
Revenue Summary By Source

Four expenditure reports are included in the board packet as follows:

Expenditure Summary By Fund
Expenditure By Object
Expenditure By Program
Expenditure By Building

All of the reports show last year's actual figures, this year's budget and this year's activity to date. Additional detail is available on request.

To assist the Board in monitoring monthly financial activity and to help identify budget-to-actual deviations, graphs have been developed as follows:

Cash and Investments By Month for Last year and Current year
General Fund Revenues Year-to-Date for Last year and Current year
All Funds Revenue Year-to-Date for Last year and Current year
General Fund Expenditures Year-to-Date for Last year and Current year
All Funds Expenditure Year-to-Date for Last year and Current year

All of the reports and graphs are presented on a monthly basis together with comments regarding identified deviations or unanticipated occurrences. I would be glad to answer any questions regarding these reports.

STATEMENT OF REVENUE

DIST 191 Burnsville-Eagan-Savage ISD191 ACCOUNTING PERIOD 12/01/09 TO 12/31/09

ACCT STATUS: Active and Next Year Accts ACCOUNT RANGES: 01 TO 99-999

ZERO BALANCES: Suppress Zero Balances

SORTED BY: ACCOUNT FD ORG

SUBTOTALLED BY: ACCOUNT FD

SERIES TOTALS: <None Selected>

PAGE BREAK ON: <None Selected>

FD	PRIOR	< - - - - -	- - - - -	FISCAL YEAR 200907	- - - - -	>
01	YEAR	REVISED	12/01/09	RECEIVED	REMAINING	PERCENT
	ACTUAL	BUDGET	12/31/09	THRU 12/31/09	ON 12/31/09	REMAINING
01 GENERAL	131,901,249.98	107,211,600	5,590,056.56	41,257,583.81	65,954,016.19	61.51 %
02 FOOD SERVICE	4,781,180.27	4,414,207	391,444.84	1,704,052.01	2,710,154.99	61.39 %
04 COMMUNITY SERVICE	7,461,483.67	6,783,935	266,627.66	2,551,033.80	4,232,901.20	62.39 %
06 CAPITAL PROJECTS	2,498,711.89	1,800,239	692.23	556,416.76	1,243,822.24	69.09 %
07 DEBT SERVICE	6,440,179.37	7,148,156	57,800.88-	2,308,114.96	4,840,041.04	67.71 %
108 FLEX BENEFIT FUND	867,174.96	925,000	92,432.19	342,438.66	582,561.34	62.97 %
09 SCHOLARSHIP FUND	56,471.78	28,500	0.00	540.00	27,960.00	98.10 %
10 PRIN EARLY RET INS FUND	47,103.03	46,325	3,976.58	15,906.32	30,418.68	65.66 %
11 RHEAUME EDUCATIONAL FUND	66.59	100	0.00	0.00	100.00	100.00 %
12 K ROGERS SCHOLARSHIP	71.44	0	0.00	0.00	0.00	0.00 %
15 <DESC. NOT FOUND>	0.00	0	5,302.86	11,862.47	11,862.47-	0.00 %
20 ISF - DENTAL	909,850.84	963,330	0.00	0.00	963,330.00	100.00 %
21 ISF - POST RETIREMENT BENEFITS	540,856.09	1,772,229	0.00	0.00	1,772,229.00	100.00 %
22 ISF - HEALTH SELECT 105	467.49	0	0.00	0.00	0.00	0.00 %
25 OPEB REVOCABLE TRUST	19,098,824.17	0	56,281.04	120,183.67	120,183.67-	0.00 %

174

STATEMENT OF REVENUE

DIST 191 Burnsville-Eagan-Savage ISD191 ACCOUNTING PERIOD 12/01/09 TO 12/31/09

FD	PRIOR YEAR ACTUAL	REVISED BUDGET	12/01/09 12/31/09	FISCAL YEAR 200907 RECEIVED THRU 12/31/09	REMAINING ON 12/31/09	PERCENT REMAINING
47	783,423.86	0	0.00	0.00	0.00	0.00 %
47 POST EMPLOYMENT BENEFITS						
*** REPORT TOTALS:	175,387,115.43	131,093,621	6,349,013.08	48,868,132.46	82,225,488.54	62.72 %

BURNSVILLE-EAGAN-SAVAGE

Independent School District 191

DISTRICT REVENUES

BY

SOURCE

WITHIN FUND

December, 2009

ACCT STATUS: Active and Next Year Accts ACCOUNT RANGES: 01 TO 99-999-999-999-999
 ZERO BALANCES: Suppress Zero Balances
 SORTED BY: ACCOUNT FD SRC
 SUBTOTALLED BY: ACCOUNT FD SRC
 SERIES TOTALS: <None Selected>
 PAGE BREAK ON: FUND

SRC FD	PRIOR YEAR ACTUAL	< - - - - - REVISED BUDGET	12/01/09 12/31/09	FISCAL YEAR 200907 RECEIVED THRU 12/31/09	- - - - - REMAINING ON 12/31/09	- - - - - PERCENT REMAINING
001 MAINTENANCE LEVY	21,342,543.89	20,539,792	721,303.95	11,934,819.16	8,604,972.84	41.89 %
004 TAX INCREMENT FINANCE - TIF	205,857.67	0	234.37	234.37	234.37-	0.00 %
009 FISCAL DISPARITIES	1,938,332.00	3,213,993	234,241.61	1,573,690.02	1,640,302.98	51.03 %
010 COUNTY APPORTIONMENT	156,644.88	0	58,698.51	94,491.57	94,491.57-	0.00 %
019 MISC LOCAL TAXES	954.84	0	1,151.42	4,891.03	4,891.03-	0.00 %
121 TUITION MN SCHL DIST	189,993.88	50,000	33,505.87	36,786.87	13,213.13	26.42 %
050 FEES	500,531.18	91,000	76,471.30	304,575.46	213,575.46-	234.69-%
060 ADMISSION	191,108.99	143,600	18,130.90	94,374.28	49,225.72	34.27 %
071 MEDICAL ASSIST REVENUE	138,958.95	30,000	11,821.33	59,343.56	29,343.56-	97.81-%
091 INTEREST EARNINGS-ESCROW AGENT	8.15	0	0.00	0.00	0.00	0.00 %
092 INTEREST EARNINGS	433,115.51	395,000	14,066.28	47,991.57	347,008.43	87.85 %
093 RENTAL OF FACILITIES	192,753.21	85,000	7,372.50	64,689.25	20,310.75	23.89 %
096 GIFTS & BEQUESTS	291,321.26	200,000	25,747.66	120,628.17	79,371.83	39.68 %
099 MISC LOCAL REVENUE	649,507.13	513,725	62,920.25	257,604.55	256,120.45	49.85 %
201 ENDOWMENT AID	354,625.82	0	0.00	150,680.07	150,680.07-	0.00 %

SRC FD	PRIOR YEAR ACTUAL	REVISED BUDGET	12/01/09 12/31/09	FISCAL YEAR 200907 RECEIVED THRU 12/31/09	REMAINING ON 12/31/09	PERCENT REMAINING
211 01	64,921,543.50	63,441,319	2,103,759.74	17,459,338.15	45,981,980.85	72.47 %
213	31,357.32	20,000	0.00	0.00	20,000.00	100.00 %
227	15,435.10	0	0.00	2,146.98	2,146.98-	0.00 %
234	297,106.12	297,106	0.00	29,710.60	267,395.40	90.00 %
258	3,237.51	3,237	0.00	323.71	2,913.29	89.99 %
300	3,133,553.69	2,506,551	0.00	646,769.20	1,859,781.80	74.19 %
360	12,005,527.79	11,774,734	503,297.46	4,548,868.85	7,225,865.15	61.36 %
148 369	9,329.68	10,000	730.00	724.00	9,276.00	92.76 %
370	52,006.91	15,000	24,165.00	44,120.00	29,120.00-	194.13-%
400	4,093,613.80	3,712,935	1,672,293.87	3,685,247.18	27,687.82	0.74 %
405	90,148.18	68,608	49.24-	6,445.13	62,162.87	90.60 %
421	0.00	0	7,155.02	7,155.02	7,155.02-	0.00 %
621	140,266.54	100,000	12,513.89	81,410.19	18,589.81	18.58 %
625	0.00	0	524.87	524.87	524.87-	0.00 %
631	17,926,553.16	0	0.00	0.00	0.00	0.00 %
649	2,595,313.32	0	0.00	0.00	0.00	0.00 %
*** 01 GENERAL	131,901,249.98	107,211,600	5,590,056.56	41,257,583.81	65,954,016.19	61.51 %

SRC FD	PRIOR YEAR ACTUAL	REVISED BUDGET	12/01/09 12/31/09	FISCAL YEAR 200907 RECEIVED THRU 12/31/09	REMAINING ON 12/31/09	PERCENT REMAINING
092 INTEREST	13,713.19	18,000	0.00	0.00	18,000.00	100.00 %
099 MISC LOCAL REVENUE	17,927.80	0	301.15	1,277.37	1,277.37-	0.00 %
319 STATE-SCHOOL LUNCH	163,502.01	152,905	14,281.18	64,417.66	88,487.34	57.87 %
400 <DESC. NOT FOUND>	0.00	0	0.00	26,000.00	26,000.00-	0.00 %
471 FED SCHOOL LUNCH AID	227,523.62	225,450	21,984.75	96,902.00	128,548.00	57.01 %
472 FREE/REDUCED LUNCH AID	927,791.12	992,400	99,768.21	432,779.15	559,620.85	56.39 %
473 COMMODITY CASH REBATES	67,543.41	50,000	12,179.26	23,482.95	26,517.05	53.03 %
149 474 COMMODITY DIST PROG	152,074.84	100,000	0.00	0.00	100,000.00	100.00 %
475 SPECIAL MILK PROGRAM	6,710.66	4,855	90.88	1,277.92	3,577.08	73.67 %
476 FED SCH BREAKFAST PRG	284,194.59	281,900	24,885.76	108,950.40	172,949.60	61.35 %
601 SALES TO PUPILS	2,487,099.14	2,507,697	204,324.72	909,236.07	1,598,460.93	63.74 %
606 SALES TO ADULTS	49,506.40	48,800	4,085.60	16,170.40	32,629.60	66.86 %
608 SPEC FUNCTION-FOOD	122,908.60	32,200	7,043.33	19,778.09	12,421.91	38.57 %
622 SALE OF MATERIALS	526.10	0	0.00	0.00	0.00	0.00 %
624 SALE OF EQUIPMENT	0.00	0	2,500.00	3,780.00	3,780.00-	0.00 %
631 <DESC. NOT FOUND>	260,158.79	0	0.00	0.00	0.00	0.00 %
*** 02 FOOD SERVICE	4,781,180.27	4,414,207	391,444.84	1,704,052.01	2,710,154.99	61.39 %

SRC FD	PRIOR YEAR ACTUAL	REVISED BUDGET	12/01/09 12/31/09	FISCAL YEAR 200907 RECEIVED THRU 12/31/09	REMAINING ON 12/31/09	PERCENT REMAINING
001 04	732,476.36	775,917	18,986.82	379,336.39	396,580.61	51.11 %
004	0.00	0	22.74	22.74	22.74-	0.00 %
009	86,629.00	106,511	7,085.19	51,555.36	54,955.64	51.59 %
019	91.81	0	111.72	111.72	111.72-	0.00 %
040	4,558,131.12	4,508,700	231,048.91	1,575,292.11	2,933,407.89	65.06 %
050	54,214.00	67,300	1,432.00	13,225.56	54,074.44	80.34 %
060	3,684.60	2,750	47.00	1,186.91	1,563.09	56.83 %
092	12,723.49	5,000	0.06	0.85	4,999.15	99.98 %
093	72,335.58	40,000	3,686.80	23,207.88	16,792.12	41.98 %
096	46,391.75	14,720	1,040.00	47,456.59	32,736.59-	222.39-%
099	97,948.00	94,188	2,438.79	13,535.91	80,652.09	85.62 %
227	465.87	0	0.00	165.93	165.93-	0.00 %
234	38,120.30	38,119	0.00	3,811.84	34,307.16	90.00 %
258	414.70	415	0.00	41.53	373.47	89.99 %
300	923,993.08	771,738	0.00	338,249.91	433,488.09	56.17 %
301	105,549.64	121,275	0.00	89,435.21	31,839.79	26.25 %
400	43,466.50	55,671	0.00	0.00	55,671.00	100.00 %

150

SRC FD	PRIOR YEAR ACTUAL	< - - - - - REVISED BUDGET	FISCAL YEAR 200907		REMAINING ON 12/31/09	PERCENT REMAINING
			12/01/09 12/31/09	RECEIVED THRU 12/31/09		
477 04	580.96	500	0.00	0.00	500.00	100.00 %
477 CASH IN LIEU/COMMODY						
621 MAT PUR FOR RESALE	12,950.58	12,240	727.63	14,397.36	2,157.36-	17.62-%
622 SALE OF MATERIALS	11,295.56	3,000	0.00	0.00	3,000.00	100.00 %
631 <DESC. NOT FOUND>	660,020.77	0	0.00	0.00	0.00	0.00 %
649 TRANSFER FROM OTH FD	0.00	165,891	0.00	0.00	165,891.00	100.00 %
*** 04 COMMUNITY SERVICE	7,461,483.67	6,783,935	266,627.66	2,551,033.80	4,232,901.20	62.39 %

SRC FD	PRIOR YEAR ACTUAL	REVISED BUDGET	FISCAL YEAR 200907		REMAINING ON 12/31/09	PERCENT REMAINING
			12/01/09 TO 12/31/09	RECEIVED THRU 12/31/09		
001 06						
001 MAINTENANCE LEVY	1,997,143.00	1,650,239	0.00	0.00	1,650,239.00	100.00 %
092 INTEREST EARNINGS	501,568.89	150,000	692.23	556,416.76	406,416.76	270.94-%
*** 06 CAPITAL PROJECTS	2,498,711.89	1,800,239	692.23	556,416.76	1,243,822.24	69.09 %

SRC FD	PRIOR YEAR ACTUAL	REVIS ^d BUDGET	12/01/09 12/31/09	FISCAL YEAR 200907 RECEIVED THRU 12/31/09	REMAINING ON 12/31/09	PERCENT REMAINING
001 07	5,445,543.72	5,945,078	111,211.93-	1,792,311.24	4,152,766.76	69.85 %
004	0.00	0	109.14	109.14	109.14-	0.00 %
009	647,016.00	815,125	34,004.80	373,736.22	441,388.78	54.14 %
019	446.89	0	536.22	536.22	536.22-	0.00 %
092	59,221.30	100,000	0.00	0.00	100,000.00	100.00 %
234	284,847.24	284,849	18,760.89	138,846.16	146,002.84	51.25 %
258	3,104.22	3,104	0.00	2,575.98	528.02	17.01 %
*** 07	6,440,179.37	7,148,156	57,800.88-	2,308,114.96	4,840,041.04	67.71 %

153

SRC FD	PRIOR YEAR ACTUAL	FISCAL YEAR 200907			REMAINING ON 12/31/09	PERCENT REMAINING
		REVISED BUDGET	12/01/09 12/31/09	RECEIVED THRU 12/31/09		
099 08						
099 MISC LOCAL REVENUE	867,174.96	925,000	92,432.19	342,438.66	582,561.34	62.97 %
*** 08 FLEX BENEFIT FUND	867,174.96	925,000	92,432.19	342,438.66	582,561.34	62.97 %

SRC FD	PRIOR YEAR ACTUAL	FISCAL YEAR 200907			REMAINING ON 12/31/09	PERCENT REMAINING
		< - - - - - REVISED BUDGET	12/01/09 12/31/09	RECEIVED THRU 12/31/09		
092 09						
092 INTEREST EARNINGS	1,170.60	1,500	0.00	0.00	1,500.00	100.00 %
096 GIFTS	40,042.00	22,000	0.00	540.00	21,460.00	97.54 %
099 MISC LOCAL REVENUE	15,259.18	5,000	0.00	0.00	5,000.00	100.00 %
*** 09 SCHOLARSHIP FUND	56,471.78	28,500	0.00	540.00	27,960.00	98.10 %

SRC FD	PRIOR YEAR ACTUAL	FISCAL YEAR 200907			REMAINING ON 12/31/09	PERCENT REMAINING
		REVISED BUDGET	12/01/09 12/31/09	RECEIVED THRU 12/31/09		
092 10						
092 INTEREST EARNINGS	681.99	2,500	0.00	0.00	2,500.00	100.00 %
099 MISC LOCAL REVENUE	46,421.04	43,825	3,976.58	15,906.32	27,918.68	63.70 %
*** 10 PRIN EARLY RET INS FUND	47,103.03	46,325	3,976.58	15,906.32	30,418.68	65.66 %

SRC FD	PRIOR YEAR	FISCAL YEAR 200907			REMAINING ON 12/31/09	PERCENT REMAINING
		REVISIED BUDGET	12/01/09 12/31/09	RECEIVED THRU 12/31/09		
092 11	ACTUAL					
092 INTEREST EARNINGS	66.59	100	0.00	0.00	100.00	100.00 %
*** 11 RHEAUME EDUCATIONAL FUND	66.59	100	0.00	0.00	100.00	100.00 %

SRC FD	PRIOR YEAR	FISCAL YEAR 200907			REMAINING ON 12/31/09	PERCENT REMAINING
		REVISED BUDGET	12/01/09 12/31/09	RECEIVED THRU 12/31/09		
092 12	ACTUAL					
092 INTEREST EARNINGS	71.44	0	0.00	0.00	0.00	0.00 %
*** 12 K ROGERS SCHOLARSHIP	71.44	0	0.00	0.00	0.00	0.00 %

SRC FD	PRIOR YEAR	FISCAL YEAR 200907			REMAINING PERCENT	
		ACTUAL	REVISED BUDGET	RECEIVED THRU 12/31/09	ON 12/31/09	REMAINING
099 15						
099 MISC LOCAL REVENUE	0.00	0	5,302.86	11,862.47	11,862.47-	0.00 %
*** 15 <DESC. NOT FOUND>	0.00	0	5,302.86	11,862.47	11,862.47-	0.00 %

SRC FD	PRIOR YEAR ACTUAL	< - - - - - REVISED BUDGET	FISCAL YEAR 200907		- - - - ->	
			12/01/09 12/31/09	RECEIVED THRU 12/31/09	REMAINING ON 12/31/09	PERCENT REMAINING
092 20						
092 INTEREST EARNINGS	6,743.22	3,000	0.00	0.00	3,000.00	100.00 %
099 MISC LOCAL REVENUE	903,107.62	960,330	0.00	0.00	960,330.00	100.00 %
*** 20 ISF - DENTAL	909,850.84	963,330	0.00	0.00	963,330.00	100.00 %

SRC FD	PRIOR YEAR	FISCAL YEAR 200907			REMAINING PERCENT	
		REVISIED BUDGET	12/01/09 12/31/09	RECEIVED THRU 12/31/09	ON 12/31/09	REMAINING
092 21	ACTUAL					
092 INTEREST EARNINGS	10,416.58	7,500	0.00	0.00	7,500.00	100.00 %
099 MISC LOCAL REVENUE	530,439.51	1,764,729	0.00	0.00	1,764,729.00	100.00 %
*** 21 ISF - POST RETIREMENT BENEFIT	540,856.09	1,772,229	0.00	0.00	1,772,229.00	100.00 %

SRC FD	PRIOR YEAR	FISCAL YEAR 200907				REMAINING ON 12/31/09	PERCENT REMAINING
		REVISIED BUDGET	12/01/09 12/31/09	RECEIVED THRU 12/31/09			
099 22	ACTUAL						
099 MISC LOCAL REVENUE	467.49	0	0.00	0.00		0.00	0.00 %
*** 22 ISF - HEALTH SELECT 105	467.49	0	0.00	0.00		0.00	0.00 %

SRC FD	PRIOR YEAR ACTUAL	REVISED BUDGET	12/01/09 12/31/09	FISCAL YEAR 200907 RECEIVED THRU 12/31/09	REMAINING ON 12/31/09	PERCENT REMAINING
090 25	9,881.40-	0	0.00	0.00	0.00	0.00 %
090 <DESC. NOT FOUND>						
092 INTEREST REVENUE	30,266.52	0	379.91	7,117.75	7,117.75-	0.00 %
614 <DESC. NOT FOUND>	18,697,520.14	0	0.00	0.00	0.00	0.00 %
616 <DESC. NOT FOUND>	380,918.91	0	55,901.13	113,065.92	113,065.92-	0.00 %
*** 25 OPEB REVOCABLE TRUST	19,098,824.17	0	56,281.04	120,183.67	120,183.67-	0.00 %

SRC FD	PRIOR YEAR ACTUAL	REVISED BUDGET	12/01/09 12/31/09	FISCAL YEAR 200907 RECEIVED THRU 12/31/09	REMAINING ON 12/31/09	PERCENT REMAINING
092 47	1,534.28	0	0.00	0.00	0.00	0.00 %
092 INTEREST EARNINGS						
649 TRANSFERS BETWEEN FUNDS	781,889.58	0	0.00	0.00	0.00	0.00 %
*** 47 POST EMPLOYMENT BENEFITS	783,423.86	0	0.00	0.00	0.00	0.00 %
*** REPORT TOTALS:	175,387,115.43	131,093,621	6,349,013.08	48,868,132.46	82,225,488.54	62.72 %

STATEMENT OF EXPENDITURES

DIST 191 Burnsville-Eagan-Savage ISD191 ACCOUNTING PERIOD 12/01/09 TO 12/31/09

ACCT STATUS: Active and Next Year Accts ACCOUNT RANGES: 01- TO 99-
 ZERO BALANCES: Suppress Zero Balances
 SORTED BY: ACCOUNT FD ORG
 SUBTOTALLED BY: ACCOUNT FD
 SERIES TOTALS: <None Selected>
 PAGE BREAK ON: <None Selected>

FD	PRIOR YEAR ACTUAL	< REVISED BUDGET	12/01/09 12/31/09	FISCAL YEAR 200907 EXPENDED THRU 12/31/09	ENCUMBERED THRU 12/31/09	REMAINING ON 12/31/09	PERCENT REMAINING
01 GENERAL	116,605,174.63	108,093,760	8,366,321.56	41,091,001.06	370,307.79	66,632,451.15	61.64 %
02 FOOD SERVICE	4,673,665.39	4,547,500	536,030.35	1,766,015.61	2,295.01	2,779,189.38	61.11 %
03 TRANSPORTATION	5,625,730.65	6,150,218	1,137,301.51	1,862,273.59		4,287,944.41	69.72 %
04 COMMUNITY SERVICE	7,400,982.50	6,783,935	553,297.02	3,084,562.14	2,969.63	3,696,403.23	54.48 %
06 CAPITAL PROJECTS	16,489,410.26	14,200,080	303,563.55	9,614,560.12	71,736.51	4,513,783.37	31.78 %
107 DEBT SERVICE	6,754,065.83	7,775,172	0.00	1,619,741.26		6,155,430.74	79.16 %
08 FLEX BENEFIT FUND	854,633.67	925,000	84,649.74	431,268.37		493,731.63	53.37 %
09 SCHOLARSHIP FUND	47,589.50	42,000	1,000.00	15,966.25		26,033.75	61.98 %
10 PRIN EARLY RET INS FUND	93,885.24	111,872	8,417.54	33,670.16		78,201.84	69.90 %
15 CAFE	0.00	0	9,206.61	19,563.35		19,563.35-	0.00 %
20 ISF - DENTAL	897,038.47	900,000	76,771.24	481,523.42		418,476.58	46.49 %
21 ISF - POST RETIREMENT BENEFITS	225,732.63	1,882,434	0.00	118,444.76		1,763,989.24	93.70 %
22 ISF - HEALTH SELECT 105	2,595,313.32	0	0.00	0.00		0.00	0.00 %
25 OPEB REVOCABLE TRUST	1,960,918.60	0	118,314.24	237,935.05		237,935.05-	0.00 %
*** REPORT TOTALS:	164,224,140.69	151,411,971	11,194,873.36	60,376,525.14	447,308.94	90,588,136.92	59.82 %

105

BURNSVILLE-EAGAN-SAVAGE

Independent School District 191

DISTRICT EXPENDITURE BUDGET

BY

OBJECT

WITHIN FUND

December, 2009

STATEMENT OF EXPENDITURES

DIST 191 Burnsville-Eagan-Savage ISD191 ACCOUNTING PERIOD 12/01/09 TO 12/31/09

ACCT STATUS: Active and Next Year Accts ACCOUNT RANGES: 01 TO 99-999
 ZERO BALANCES: Suppress Zero Balances
 SORTED BY: ACCOUNT FD OBJ
 SUBTOTALLED BY: ACCOUNT FD OBJ
 SERIES TOTALS: ACCOUNT OBJ
 PAGE BREAK ON: <None Selected>

OBJ FD	PRIOR YEAR ACTUAL	< - - - - - REVISED BUDGET	12/01/09 12/31/09	FISCAL YEAR 200907 EXPENDED THRU 12/31/09	ENCUMBERED THRU 12/31/09	REMAINING ON 12/31/09	PERCENT REMAINING
100 01							
100 SALARY CONTINGENCY	0.00	3,971,574	0.00	0.00		3,971,574.00	100.00 %
101 SALARIES PAYABLE	0.00	0	0.00	1,401.27-		1,401.27	0.00 %
110 ADMINISTRATION/SUPERVISION	4,307,849.79	4,286,808	334,621.58	2,045,155.58		2,241,652.42	52.29 %
117 MANAGERIAL-OPERATIONS	290,930.00	290,930	24,244.20	145,465.20		145,464.80	49.99 %
140 LICENSED CLASSROOM	33,466,134.73	31,157,899	2,683,513.78	11,944,667.38		19,213,231.62	61.66 %
141 NON-LIC - CLASSROOM	4,155,531.59	780,579	62,604.91	243,009.41		537,569.59	68.86 %
143 LIC - CLASSROOM SUPPORT	8,237,518.03	5,511,565	438,966.15	2,023,774.28		3,487,790.72	63.28 %
144 NON-LIC - CLASSROOM SUPPORT	856,868.50	781,477	77,606.86	332,977.75		448,499.25	57.39 %
145 SUBSTITUTE TEACHERS	1,088,682.04	947,597	134,933.00	386,173.19		561,423.81	59.24 %
146 SUBSTITUTE NON-LIC INSTRUCT	197,331.60	1,000	16,063.28	54,965.40		53,965.40-5396.54-%	
151 OCCUPATIONAL THERAPIST	0.00	523,970	43,664.16	213,593.13		310,376.87	59.23 %
152 SPEECH/LANGUAGE PATHOLOGIST	0.00	1,343,421	118,766.50	555,674.49		787,746.51	58.63 %
154 SCHOOL NURSE	0.00	569,792	47,913.00	215,608.52		354,183.48	62.16 %
156 SCHOOL SOCIAL WORKER	0.00	211,414	17,893.14	80,519.13		130,894.87	61.91 %
157 SCHOOL PSYCHOLOGIST	0.00	605,464	52,560.12	231,323.92		374,140.08	61.79 %

157

OBJ FD	PRIOR YEAR ACTUAL	REVISED BUDGET	12/01/09 12/31/09	FISCAL YEAR 200907 EXPENDED THRU 12/31/09	ENCUMBERED THRU 12/31/09	REMAINING ON 12/31/09	PERCENT REMAINING
161 01							
161 EA PERSONAL CARE ASSISTANT	0.00	2,974,448	236,851.06	941,343.30		2,033,104.70	68.35 %
162 ONE TO ONE EA	0.00	37,311	5,719.94	22,823.67		14,487.33	38.82 %
163 EMPLOYEE INTERPRETER	0.00	799	0.00	980.00		181.00-	22.65-%
165 SCHOOL COUNSELOR	0.00	700,646	55,986.73	253,915.00		446,731.00	63.75 %
170 SEC-CLERICAL-OTHER	2,815,626.24	2,913,567	239,653.91	1,287,098.66		1,626,468.34	55.82 %
171 TEMPORARY & OVERTIME	169,483.76	244,386	9,453.32	72,789.50		171,596.50	70.21 %
172 TECHNOLOGY SALARIES	183,072.29	187,785	21,545.94	111,371.23		76,413.77	40.69 %
174 CUSTODIAL SALARIES	3,215,072.35	3,555,942	273,179.06	1,592,033.39		1,963,908.61	55.22 %
175 CULTURAL LIASION	0.00	63,192	12,999.92	50,754.15		12,437.85	19.68 %
176 DRIVERS SALARIES	68,371.68	68,372	4,731.66	32,908.79		35,463.21	51.86 %
179 DAPE SPECIALISTS	118,920.40	124,986	22,828.24	102,727.08		22,258.92	17.80 %
185 LIC INSTR - OTHER	3,279,986.36	3,285,455	156,348.64	1,124,666.18		2,160,788.82	65.76 %
186 NON-LIC INSTR - OTHER	489,623.84	552,756	45,551.30	270,416.48		282,339.52	51.07 %
191 SEVERANCE PAY	530,439.51	750,000	0.01	0.02		749,999.98	99.99 %
195 CHARGEBACK SALARIES	0.00	48,000-	0.00	0.00		48,000.00-	100.00 %
199 OFFICIALS-JUDGE-TIMEKPRS	29,174.19	56,441	3,556.43	13,449.57		42,991.43	76.17 %
** TOTAL OBJ SERIES: 100-199 SALARIES AND WAGES	63,500,616.90	66,451,576	5,141,756.84	24,348,783.13		42,102,792.87	63.35 %

168

OBJ FD	PRIOR YEAR ACTUAL	REVISED BUDGET	12/01/09 12/31/09	FISCAL YEAR 200907 EXPENDED THRU 12/31/09	ENCUMBERED THRU 12/31/09	REMAINING ON 12/31/09	PERCENT REMAINING
201 01	18,404.00	33,116	2,917.50	14,992.75		18,123.25	54.72 %
201 TUITION REIMBURSEMENT							
210 FICA	4,605,560.78	4,680,973	369,635.25	1,831,830.92		2,849,142.08	60.86 %
214 PERA	868,177.39	863,035	105,725.96	399,739.18		463,295.82	53.68 %
218 TRA	2,691,433.78	2,643,903	220,783.29	1,068,880.68		1,575,022.32	59.57 %
220 HEALTH INSURANCE	11,248,283.61	13,248,061	1,101,252.34	4,698,531.91		8,549,529.09	64.53 %
230 LIFE INSURANCE	81,080.65	81,354	6,785.88	28,698.60		52,655.40	64.72 %
235 DENTAL INSURANCE	564,053.72	610,791	50,765.68	216,806.31		393,984.69	64.50 %
240 LONG TERM DISABILITY	377,380.03	372,368	31,839.71	134,932.04		237,435.96	63.76 %
250 TSA MATCH	518,239.13	517,098	47,345.59	221,539.54		295,558.46	57.15 %
251 HEALTH REIMBURSEMENT	9,308.01	6,400	0.00	3,800.00		2,600.00	40.62 %
252 HEALTH SAVINGS PLAN	1,499,208.58	0	20,662.52	44,776.52		44,776.52-	0.00 %
253 TSA - DISTRICT MATCH	0.00	0	19,527.48	43,641.48		43,641.48-	0.00 %
270 WORKERS COMP INS	236,303.28	399,298	22,418.45	144,057.38		255,240.62	63.92 %
280 REEMPLOYMENT COMP INS	109,740.66	0	0.00	163,344.25		163,344.25-	0.00 %
290 <DESC. NOT FOUND>	16,224,980.43	0	0.00	0.00		0.00	0.00 %
295 EMPLOYEE BENEFITS CHGBK	0.00	12,000-	0.00	0.00		12,000.00-	100.00 %
** TOTAL OBJ SERIES: 200-299 EMPLOYEE BENEFITS	39,052,154.05	23,444,397	1,999,659.65	9,015,571.56		14,428,825.44	61.54 %

169

OBJ FD	PRIOR YEAR ACTUAL	REVISED BUDGET	12/01/09 12/31/09	FISCAL YEAR 200907 EXPENDED THRU 12/31/09	ENCUMBERED THRU 12/31/09	REMAINING ON 12/31/09	PERCENT REMAINING
300 01							
300 PURCHASED SERVICES CONTINGENCY	0.00	100,000	0.00	0.00		100,000.00	100.00 %
303 FED AWARDS UNDER \$25,000	0.00	311,530	16,232.71	31,219.49		280,310.51	89.97 %
304 <DESC. NOT FOUND>	0.00	3,593	0.00	0.00		3,593.00	100.00 %
305 PROF & TECH SERV	1,564,571.07	1,212,092	127,956.85	507,470.84	18,877.50	685,743.66	56.57 %
310 SCHOOL BOARD PER DIEM	42,600.00	42,600	3,550.00	21,300.00		21,300.00	50.00 %
319 OTHER PERSONAL SERVICES	79,114.12	232,054	6,900.50	44,723.48		187,330.52	80.72 %
320 COMMUNICATION SERVICES	312,831.02	410,690	20,350.14	170,557.43	14,477.00	225,655.57	54.94 %
321 PHONE-LONG DISTANCE	1,456.44	2,501	0.00	526.15		1,974.85	78.96 %
325 INTERDEPT POSTAGE	41,574.88	65,280	3,559.72	24,343.45		40,936.55	62.70 %
329 POSTAGE & PARCEL SERVICES	35,573.80	57,210	228.64	16,163.51		41,046.49	71.74 %
330 ELECTRICITY	796,064.78	656,800	71,927.56	330,180.03		326,619.97	49.72 %
331 WATER & SEWER	215,136.80	232,700	14,100.19	87,769.36		144,930.64	62.28 %
332 FIRM GAS	133,176.52	108,650	13,667.92	26,333.84		82,316.16	75.76 %
333 INTERRUPTIBLE GAS	439,290.75	602,000	38,613.41	62,908.30		539,091.70	89.55 %
334 REFUSE REMOVAL	41,270.13	40,000	5,432.08	27,676.82		12,323.18	30.80 %
340 PROPERTY/LIABILITY INSURANCE	195,088.10	280,000	16,077.60	154,036.03		125,963.97	44.98 %
341 LIABILITY INSURANCE	0.00	120,000	0.00	0.00		120,000.00	100.00 %

170

OBJ FD	PRIOR YEAR ACTUAL	REVISED BUDGET	12/01/09 12/31/09	FISCAL YEAR 200907 EXPENDED THRU 12/31/09	ENCUMBERED THRU 12/31/09	REMAINING ON 12/31/09	PERCENT REMAINING
350 01							
350 REPAIRS/MAINT SERVICES	304,118.59	366,040	22,678.57	188,269.80	12,806.34	164,963.86	45.06 %
351 REPAIR/MAINT - BLDG	321,713.19	470,500	25,266.16	135,887.02	8,580.42	326,032.56	69.29 %
352 REPAIR/MAINT VEHICLE	29,111.05	20,000	1,457.16	2,695.78	2,598.72	14,705.50	73.52 %
353 REPAIR/MAINT - SITE	19,839.51	7,960	0.00	12,064.50	2,188.50	6,293.00-	79.05-%
357 DEAF INTERPRETER	0.00	936	0.00	1,005.50		69.50-	7.42-%
358 CONSULTANT INTERPERTER	0.00	12,552	2,839.75	22,844.25		10,292.25-	81.99-%
360 TRANS-CONTRACTS	46.76	201,469	0.00	375.24		201,093.76	99.81 %
171-361 TRANS-CONTRACTS	189,581.42	261,409	17,433.14	73,552.13		187,856.87	71.86 %
363 SNOW REMOVAL	13,257.71	12,000	0.00	0.00		12,000.00	100.00 %
365 TRANS-FUEL CHARGBACK	18,771.41	134,659	0.00	4,905.69		129,753.31	96.35 %
366 TRAVEL/CONFERENCES	229,031.84	237,630	23,228.73	74,332.40	4,029.65	159,267.95	67.02 %
368 FEDERAL OUT-OF-STATE TRAVEL	0.00	6,000	1,581.86	1,581.86		4,418.14	73.63 %
369 ENTRY FEES/STUDENT TRAV ALLOW	0.00	185	0.00	185.00		0.00	0.00 %
370 RENTALS & LEASES	684,993.83	1,217,490	96,072.79	452,673.80	34,319.55	730,496.65	60.00 %
380 ADVERTISING	46,364.66	57,600	462.02	8,189.18		49,410.82	85.78 %
381 PRINTING-BINDING	71,004.05	160,550	2,236.49	43,503.73	154.00	116,892.27	72.80 %
385 INTERDEPT PRINTING	21.55	6,205	5.79-	62.99-		6,267.99	101.01 %

OBJ FD	PRIOR YEAR ACTUAL	REVISED BUDGET	12/01/09 12/31/09	FISCAL YEAR 200907 EXPENDED THRU 12/31/09	ENCUMBERED THRU 12/31/09	REMAINING ON 12/31/09	PERCENT REMAINING
390 01	820,860.26	1,736,200	40,841.29	333,107.21		1,403,092.79	80.81 %
390 TUITION-MN ISD							
391	23,288.85	0	0.00	0.00		0.00	0.00 %
391 COST SHARING PAYMTS-MN ISD							
393	30,892.33	10,000	1,891.22	10,080.94		80.94-	0.80-%
393 SPEC ED CONTRACTED SERVICES							
394	243,745.86	188,443	22,560.15	165,648.49	530.90	22,263.61	11.81 %
394 REGIST/ENTRY FEES							
396	331,004.57	0	0.00	0.00		0.00	0.00 %
396 SALARIES							
397	114,900.10	0	0.00	0.00		0.00	0.00 %
397 BENEFITS							
398	124,500.00-	99,076-	110,000.00-	110,000.00-		10,924.00	11.02-%
398 MISC CHARGEBACK							
172 * * TOTAL OBJ SERIES: 300-399 PURCHASED SERVICES	7,265,795.95	9,486,452	487,140.86	2,926,048.26	98,562.58	6,461,841.16	68.11 %
400	0.00	388,578	122.80	135.42	71.64	388,370.94	99.94 %
400 SUPPLIES CONTINGENCY							
401	1,055,073.88	1,697,576	71,334.68	590,854.73	85,579.42	1,021,141.85	60.15 %
401 GENERAL SUPPLIES							
402	17,150.11	43,176	465.00	6,120.83	11,434.00	25,621.17	59.34 %
402 XEROX SUPPLIES							
410	361,906.94	331,600	17,197.43	191,812.94	8,497.45	131,289.61	39.59 %
410 CUSTODIAL SUPPLIES							
411	55,709.94	35,000	6,438.60	35,420.49		420.49-	1.20-%
411 GROUNDS SUPPLIES							
412	16,747.20	18,000	56.98	12,887.39		5,112.61	28.40 %
412 OPERATIONS UNIFORMS							
420	87,035.58	65,900	12,688.81	68,268.29	13,977.63	16,345.92-	24.80-%
420 REPAIR SUPPLIES							
421	41,479.23	93,440	11,431.70	27,793.10		65,646.90	70.25 %
421 REPAIR PARTS - BLDG							
422	9,440.42	10,000	1,953.87	9,574.02		425.98	4.25 %
422 REPAIR PARTS - VEHICLES							

OBJ FD	PRIOR YEAR ACTUAL	REVISED BUDGET	12/01/09 12/31/09	FISCAL YEAR 200907 EXPENDED THRU 12/31/09	ENCUMBERED THRU 12/31/09	REMAINING ON 12/31/09	PERCENT REMAINING
423 01							
423 REPAIR PARTS - SITE	3,628.70	8,060	0.00	197.62		7,862.38	97.54 %
430 INSTRUCT SUPPLIES	371,848.03	710,791	18,935.89	145,886.57	14,299.33	550,605.10	77.46 %
433 INDIVID INSTR MATERIALS	149,203.12	391,091	4,454.32	40,572.26	3,307.78	347,210.96	88.78 %
437 PROPANE	3,082.22	10,000	0.00	0.00		10,000.00	100.00 %
438 FUEL OIL	28,780.19	0	0.00	17,536.23		17,536.23-	0.00 %
442 GAS/OIL - VEHICLES	29,805.64	26,000	9,152.09	9,152.09		16,847.91	64.79 %
450 MATERIALS FOR RESALE	77,524.83	8,600	1,426.53	23,947.42	951.15	16,298.57-	189.51-%
173 460 TEXT & WORKBOOKS	515,866.93	629,653	44,817.88	486,668.97	396.97	142,587.06	22.64 %
461 STANDARDIZED TESTS	81,756.60	99,085	10,817.51	99,765.48		680.48-	0.68-%
470 MEDIA RESOURCES	128,526.00	158,960	31,483.27-	22,266.32	20,128.08	116,565.60	73.33 %
480 AUDIO VISUAL AIDS	4,452.61	4,910	0.00	382.96		4,527.04	92.20 %
489 PERIODICALS-PAPERS	16,452.50	39,197	920.92	20,448.40	40.00	18,708.60	47.72 %
490 FOOD	28,210.14	30,871	3,023.94	9,322.54	4,689.38	16,859.08	54.61 %
** TOTAL OBJ SERIES: 400-499 SUPPLIES AND MATR'LS	3,083,680.81	4,800,488	183,755.68	1,819,014.07	163,372.83	2,818,101.10	58.70 %
500 CAPITAL CONTINGENCY	0.00	330,337	0.00	0.00		330,337.00	100.00 %
510 SITE IMPROVEMENTS	115.00	51,731	40,000.00	712,192.08		660,461.08-	1276.72-%
520 BLDG ACQUISTION & CONSTRUCTION	431,320.95	282,646	20,747.08	230,558.14	15,538.52	36,549.34	12.93 %

OBJ FD	PRIOR YEAR ACTUAL	REVISED BUDGET	12/01/09 12/31/09	FISCAL YEAR 200907 EXPENDED THRU 12/31/09	ENCUMBERED THRU 12/31/09	REMAINING ON 12/31/09	PERCENT REMAINING
530 01							
530 EQUIPMENT PURCHASED	306,078.44	768,219	32,877.11	308,450.13	41,725.14	418,043.73	54.41 %
535 CAPITAL LEASES	875,000.00	0	0.00	0.00		0.00	0.00 %
550 OTHER VEHICLES PURCHASED	0.00	5,000	0.00	0.00		5,000.00	100.00 %
555 TECHNOLOGY EQUIPMENT	1,071,993.05	1,019,425	262,025.46	898,570.68	39,339.46	81,514.86	7.99 %
556 <DESC. NOT FOUND>	0.00	0	1,365.05	22,423.05	1,180.00	23,603.05-	0.00 %
580 PRINCIPAL ON CERTIFICATES	263,074.29	289,981	103,629.84	122,979.54		167,001.46	57.59 %
581 INTEREST ON CERT OF PART	186,125.47	241,994	75,780.28	99,274.03		142,719.97	58.97 %
174 589 LEASE TRANSACTONS	875,000.00-	0	0.00	0.00		0.00	0.00 %
590 OTHER CAPITAL EXPENSE	148,927.12	63,408	2,939.79-	70,894.06	4,089.26	11,575.32-	18.25-%
** TOTAL OBJ SERIES: 500-599 CAPITAL EXPENDITURES	2,407,634.32	3,052,741	533,485.03	2,465,341.71	101,872.38	485,526.91	15.90 %
820 DUES, MBRSHPS, LICENSES & FEES	85,019.40	146,359	20,523.50	87,778.94		58,580.06	40.02 %
821 REGIONAL MEM DUES	398,574.00	457,856	0.00	397,874.00	6,500.00	53,482.00	11.68 %
896 TAXES AND SPECIAL ASSESSMENTS	29,809.62	88,000	0.00	30,589.39		57,410.61	65.23 %
** TOTAL OBJ SERIES: 800-899 OTHER EXPENDITURES	513,403.02	692,215	20,523.50	516,242.33	6,500.00	169,472.67	24.48 %
910 TRANSFERS TO OTHER FUNDS	781,889.58	165,891	0.00	0.00		165,891.00	100.00 %
** TOTAL OBJ SERIES: 900-999 OTHER FINANCING USES	781,889.58	165,891	0.00	0.00		165,891.00	100.00 %
*** 01 GENERAL	116,605,174.63	108,093,760	8,366,321.56	41,091,001.06	370,307.79	66,632,451.15	61.64 %
100 SALARIES	0.00	53,000	0.00	0.00		53,000.00	100.00 %

OBJ FD	PRIOR YEAR ACTUAL	< - - - - - REVISED BUDGET	12/01/09 12/31/09	FISCAL YEAR 200907 EXPENDED THRU 12/31/09	ENCUMBERED THRU 12/31/09	REMAINING ON 12/31/09	PERCENT REMAINING
110 ADMIN/SUPERVISION	111,096.64	154,484	7,671.42	46,028.52		108,455.48	70.20 %
170 SEC-CLERICAL-OTHER	57,389.07	46,604	3,883.68	23,302.08		23,301.92	49.99 %
171 CASUAL & OVERTIME	20,374.22	27,500	4,732.50	23,175.88		4,324.12	15.72 %
172 TECHNOLOGY SALARIES	24,562.70	15,000	720.00	8,384.00		6,616.00	44.10 %
175 SALARY TRANSFERS-CLERICAL	25,424.27	25,782	2,148.58	12,891.48		12,890.52	49.99 %
176 DRIVERS SALARIES	18,232.32	18,232	1,519.36	9,116.16		9,115.84	49.99 %
177 SUBSTITUTE CAFETERIA SALARIES	23,461.67	23,100	2,198.41	10,793.20		12,306.80	53.27 %
178 CAFETERIA SALARIES	1,280,248.46	1,246,930	102,573.87	422,651.34		824,278.66	66.10 %
195 SALARY CHARGEBACK	3,109.27-	0	0.00	0.00		0.00	0.00 %
** TOTAL OBJ SERIES: 100-199 SALARIES AND WAGES	1,557,680.08	1,610,632	125,447.82	556,342.66		1,054,289.34	65.45 %
210 FICA	114,328.87	113,525	9,202.78	40,733.21		72,791.79	64.11 %
214 PERA	99,505.56	98,708	13,965.55	42,117.27		56,590.73	57.33 %
220 HEALTH INSURANCE	320,837.94	362,000	27,909.55	116,295.77		245,704.23	67.87 %
230 LIFE INSURANCE	2,358.85	2,376	194.31	802.27		1,573.73	66.23 %
235 DENTAL INSURANCE	14,339.17	14,088	1,109.60	4,615.12		9,472.88	67.24 %
240 LONG TERM DISABILITY	7,889.96	7,878	602.93	2,602.85		5,275.15	66.96 %
250 TSA MATCH	15,901.35	15,709	1,378.44	5,937.88		9,771.12	62.20 %

175

OBJ FD	PRIOR YEAR ACTUAL	REVISED BUDGET	12/01/09 12/31/09	FISCAL YEAR 200907 EXPENDED THRU 12/31/09	ENCUMBERED THRU 12/31/09	REMAINING ON 12/31/09	PERCENT REMAINING
251 02	624.99	0	0.00	189.65		189.65-	0.00 %
251 HEALTH REIMBURSEMENT							
252 <DESC. NOT FOUND>	22,841.85	0	0.00	0.00		0.00	0.00 %
260 OTHER EMPLOYEES BENEFITS	7,297.96	6,550	1,409.83	4,100.56		2,449.44	37.39 %
270 WORKERS COMP INS	6,893.69	24,824	202.31	202.31		24,621.69	99.18 %
290 <DESC. NOT FOUND>	255,677.57	0	0.00	0.00		0.00	0.00 %
** TOTAL OBJ SERIES: 200-299 EMPLOYEE BENEFITS	868,497.76	645,658	55,975.30	217,596.89		428,061.11	66.29 %
305 PROF & TECH SERV	2,500.00	11,000	0.00	2,010.00		8,990.00	81.72 %
176 320 COMMUNICATION SERVICES	184.80	0	0.00	189.49		189.49-	0.00 %
325 INTERDEPT POSTAGE	3,915.70	5,000	77.81	3,715.96		1,284.04	25.68 %
329 POSTAGE & PARCEL SERVICES	92.60	0	0.00	553.08		553.08-	0.00 %
334 REFUSE REMOVAL	33,016.27	50,000	4,345.66	22,141.41		27,858.59	55.71 %
350 REPAIR/MAINT SERVICES	30,998.78	40,000	4,510.75	17,183.76		22,816.24	57.04 %
366 TRAVEL - BUSINESS	6,797.57	10,000	755.28	2,347.03		7,652.97	76.52 %
380 ADVERTISING	154.30	0	0.00	162.00		162.00-	0.00 %
385 INTERDEPT PRINTING	12.16	500	0.90	5.56		494.44	98.88 %
398 MISC CHARGEBACK	108,322.51	110,000	110,000.00	110,000.00		0.00	0.00 %
** TOTAL OBJ SERIES: 300-399 PURCHASED SERVICES	185,994.69	226,500	119,690.40	158,308.29		68,191.71	30.10 %

OBJ FD	PRIOR YEAR ACTUAL	REVISED BUDGET	12/01/09 12/31/09	FISCAL YEAR 200907 EXPENDED THRU 12/31/09	ENCUMBERED THRU 12/31/09	REMAINING ON 12/31/09	PERCENT REMAINING
401 02							
401 GENERAL SUPPLIES	136,024.51	161,800	10,384.35	55,331.67		106,468.33	65.80 %
490 FOOD	1,409,204.62	1,532,100	193,150.16	639,576.32		892,523.68	58.25 %
491 COMMODITIES USED	152,074.84	100,000	29.80	29.80		99,970.20	99.97 %
495 MILK	198,571.55	210,810	27,400.52	66,423.38		144,386.62	68.49 %
499 WAREHOUSE INVENTORY ADJ	36,768.97	0	0.00	0.00		0.00	0.00 %
** TOTAL OBJ SERIES: 400-499 SUPPLIES AND MATR'LS	1,932,644.49	2,004,710	230,964.83	761,361.17		1,243,348.83	62.02 %
530 EQUIPMENT PURCHASE	41,849.38	30,000	3,884.00	50,238.96	2,295.00	22,533.96-	75.11-%
555 TECHNOLOGY EQUIPMENT	73,169.99	10,000	0.00	21,373.64	0.01	11,373.65-	113.73-%
** TOTAL OBJ SERIES: 500-599 CAPITAL EXPENDITURES	115,019.37	40,000	3,884.00	71,612.60	2,295.01	33,907.61-	84.76-%
820 DUES & MEMBERSHIPS	13,829.00	20,000	68.00	794.00		19,206.00	96.03 %
** TOTAL OBJ SERIES: 800-899 OTHER EXPENDITURES	13,829.00	20,000	68.00	794.00		19,206.00	96.03 %
*** 02 FOOD SERVICE	4,673,665.39	4,547,500	536,030.35	1,766,015.61	2,295.01	2,779,189.38	61.11 %
101 SALARIES PAYABLE	0.00	0	0.00	609.28		609.28-	0.00 %
110 ADMIN/SUPERVISION	51,778.52	51,778	4,314.88	25,889.28		25,888.72	49.99 %
144 NON-LIC SUPPORT	32,855.74	37,014	3,518.70	14,041.28		22,972.72	62.06 %
170 SEC-CLERICAL-OTHER	93,103.92	93,104	7,758.66	46,551.96		46,552.04	50.00 %
171 CASUAL & OVERTIME	3,565.30	0	539.12	6,191.85		6,191.85-	0.00 %
** TOTAL OBJ SERIES: 100-199 SALARIES AND WAGES	181,303.48	181,896	16,131.36	93,283.65		88,612.35	48.71 %
210 FICA	13,296.03	13,906	1,184.73	6,936.66		6,969.34	50.11 %

OBJ FD	PRIOR YEAR ACTUAL	REVISED BUDGET	12/01/09 12/31/09	FISCAL YEAR 200907 EXPENDED THRU 12/31/09	ENCUMBERED THRU 12/31/09	REMAINING ON 12/31/09	PERCENT REMAINING
214 03							
214 PERA	11,697.41	11,907	1,057.91	6,110.97		5,796.03	48.67 %
218 TRA	302.47	303	25.20	151.20		151.80	50.09 %
220 HEALTH INSURANCE	32,733.17	34,105	3,462.88	17,813.44		16,291.56	47.76 %
230 LIFE INSURANCE	279.42	276	26.86	137.63		138.37	50.13 %
235 DENTAL INSURANCE	1,786.64	1,713	164.27	864.82		848.18	49.51 %
240 LONG TERM DISABILITY	1,173.05	1,180	104.94	581.51		598.49	50.71 %
250 TSA MATCH	1,457.63	1,483	145.02	762.85		720.15	48.56 %
270 WORKERS COMP INS	0.00	549	0.00	0.00		549.00	100.00 %
** TOTAL OBJ SERIES: 200-299 EMPLOYEE BENEFITS	62,725.82	65,422	6,171.81	33,359.08		32,062.92	49.00 %
305 PROF & TECH SERV	14,188.13	6,500	0.00	2,220.00		4,280.00	65.84 %
325 INTERDEPT POSTAGE	3,009.82	2,500	3.96	2,216.79		283.21	11.32 %
329 POSTAGE & PARCEL	664.72	0	0.00	0.00		0.00	0.00 %
350 REPAIRS-MAINT SERV	695.00	1,000	0.00	384.75		615.25	61.52 %
352 REPAIR-MAINT VEHICLE	0.00	0	0.00	4,329.92		4,329.92-	0.00 %
360 TRAN CONT - PUB CARR	46.76-	0	0.00	0.00		0.00	0.00 %
361 TRAN - CONTRACTS	4,671,471.32	5,052,000	1,038,128.83	1,523,159.52		3,528,840.48	69.85 %
362 EXP IN LIEU OF TRANS	131,881.20	140,000	0.00	2,184.28		137,815.72	98.43 %

178

OBJ FD	PRIOR YEAR ACTUAL	REVISED BUDGET	12/01/09 12/31/09	FISCAL YEAR 200907 EXPENDED THRU 12/31/09	ENCUMBERED THRU 12/31/09	REMAINING ON 12/31/09	PERCENT REMAINING
363 03							
363 SNOW REMOVAL	119,319.41	125,000	0.00	0.00		125,000.00	100.00 %
365 TRAN - FUEL CHGBK	23,956.76-	0	0.00	5,459.29-		5,459.29	0.00 %
366 TRAVEL-BUSINESS	207.00	500	0.00	26.62		473.38	94.67 %
381 PRINTING-BINDING	1,724.00	6,500	0.00	1,521.00		4,979.00	76.60 %
385 INTERDEPT PRINTING	18.55	1,000	4.89	57.43		942.57	94.25 %
394 REGIST/ENTRY FEES	0.00	500	0.00	0.00		500.00	100.00 %
** TOTAL OBJ SERIES: 300-399 PURCHASED SERVICES	4,919,175.63	5,335,500	1,038,137.68	1,530,641.02		3,804,858.98	71.31 %
179 401 GENERAL SUPPLIES	12,937.51	10,000	229.30	2,338.18		7,661.82	76.61 %
442 GAS/OIL-NOT BUILD'G	445,096.21	550,000	76,631.36	196,702.60		353,297.40	64.23 %
489 PERIODIALS-PAPERS	217.00	400	0.00	0.00		400.00	100.00 %
** TOTAL OBJ SERIES: 400-499 SUPPLIES AND MATR'LS	458,250.72	560,400	76,860.66	199,040.78		361,359.22	64.48 %
555 TECHNOLOGY EQUIPMENT	0.00	0	0.00	1,264.06		1,264.06-	0.00 %
** TOTAL OBJ SERIES: 500-599 CAPITAL EXPENDITURES	0.00	0	0.00	1,264.06		1,264.06-	0.00 %
820 DUES & MEMBERSHIPS	4,275.00	7,000	0.00	4,685.00		2,315.00	33.07 %
** TOTAL OBJ SERIES: 800-899 OTHER EXPENDITURES	4,275.00	7,000	0.00	4,685.00		2,315.00	33.07 %
*** 03 TRANSPORTATION	5,625,730.65	6,150,218	1,137,301.51	1,862,273.59		4,287,944.41	69.72 %
110 ADMIN/SUPERVISION	326,220.28	336,008	27,185.02	163,100.12		172,907.88	51.45 %
120 ECFE/SCHOOL READINESS COOR	127,542.00	124,697	10,518.46	62,895.90		61,801.10	49.56 %
140 LIC CLASSROOM	880,075.83	761,927	56,463.88	278,114.77		483,812.23	63.49 %

OBJ FD	PRIOR YEAR ACTUAL	REVISED BUDGET	12/01/09 12/31/09	FISCAL YEAR 200907 EXPENDED THRU 12/31/09	ENCUMBERED THRU 12/31/09	REMAINING ON 12/31/09	PERCENT REMAINING
141 04							
141 NON-LIC CLASSROOM	2,257,173.67	698,309	112,579.79	645,716.65		52,592.35	7.53 %
143 LIC CLASSROOM SUPPORT	37,920.86	23,142	1,006.18	4,024.72		19,117.28	82.60 %
145 LICENSED SUBSTITUTE - DAILY	0.00	0	75.60	952.12		952.12-	0.00 %
146 SUBSTITUTE NON-LIC INSTRUCT	62.87	0	0.00	50.15		50.15-	0.00 %
154 SCHOOL NURSE	0.00	25,173	2,036.68	9,165.06		16,007.94	63.59 %
163 <DESC. NOT FOUND>	0.00	0	0.00	416.43		416.43-	0.00 %
170 SEC-CLERICAL-OTHER	309,777.04	328,437	25,946.42	155,678.52		172,758.48	52.60 %
171 CASUAL & OVERTIME	72,983.16	101,565	8,825.78	25,690.57		75,874.43	74.70 %
174 OPERATIONS SALARIES	32,133.51	5,000	0.00	0.00		5,000.00	100.00 %
175 SAL TRANSFERS-CLERICAL	47,096.48	49,132	3,975.10	23,850.60		25,281.40	51.45 %
176 DRIVERS SALARIES	4,558.08	4,695	379.84	2,279.04		2,415.96	51.45 %
179 OTHER SALARIES	4,993.86	6,000	122.76	946.47		5,053.53	84.22 %
185 LIC INSTRUCT - OTHER	41,334.17	168,628	22,740.34	100,442.09		68,185.91	40.43 %
186 NON-LIC INSTR - OTHER	18,055.63	1,408,659	56,877.78	421,207.73		987,451.27	70.09 %
195 CHARGEBACK SALARIES	0.00	48,000	0.00	0.00		48,000.00	100.00 %
** TOTAL OBJ SERIES: 100-199 SALARIES AND WAGES	4,159,927.44	4,089,372	328,733.63	1,894,530.94		2,194,841.06	53.67 %
201 TUITION REIMB	11,235.00	1,200	0.00	286.75		913.25	76.10 %

180

OBJ FD	PRIOR YEAR ACTUAL	REVISED BUDGET	12/01/09 12/31/09	FISCAL YEAR 200907 EXPENDED THRU 12/31/09	ENCUMBERED THRU 12/31/09	REMAINING ON 12/31/09	PERCENT REMAINING
210 04							
210 FICA	300,677.05	302,731	23,699.06	137,245.52		165,485.48	54.66 %
214 PERA	171,844.80	180,848	30,518.88	96,023.00		84,825.00	46.90 %
218 TRA	66,361.75	70,149	5,665.45	30,827.86		39,321.14	56.05 %
220 HEALTH INSURANCE	603,882.34	707,993	55,896.19	310,751.22		397,241.78	56.10 %
230 LIFE INSURANCE	3,632.40	3,734	307.67	1,610.60		2,123.40	56.86 %
235 DENTAL INSURANCE	32,070.51	33,602	2,654.45	14,228.08		19,373.92	57.65 %
240 LONG TERM DISABILITY	18,851.92	18,861	1,532.74	8,152.20		10,708.80	56.77 %
250 TSA MATCH	19,952.15	19,716	1,614.64	8,943.62		10,772.38	54.63 %
251 HEALTH REIMBURSEMENT	0.00	400	0.00	0.00		400.00	100.00 %
252 <DESC. NOT FOUND>	57,949.58	0	0.00	0.00		0.00	0.00 %
270 WORKERS COMP INS	18,590.32	23,541	0.00	147.42		23,393.58	99.37 %
290 <DESC. NOT FOUND>	636,862.13	0	0.00	0.00		0.00	0.00 %
295 EMPLOYEE BENEFITS	0.00	12,000	0.00	0.00		12,000.00	100.00 %
** TOTAL OBJ SERIES: 200-299 EMPLOYEE BENEFITS	1,941,909.95	1,374,775	121,889.08	608,216.27		766,558.73	55.75 %
305 PROF & TECH SERVICES	467,560.17	504,591	46,522.44	206,729.87		297,861.13	59.03 %
319 OTHER PERS SERV	293.60	1,000	280.75	605.50		394.50	39.45 %
320 COMMUNICATION SERVICES	4,410.61	17,950	289.60	1,308.55		16,641.45	92.71 %

181

OBJ FD	PRIOR YEAR ACTUAL	REVISED BUDGET	12/01/09 12/31/09	FISCAL YEAR 200907 EXPENDED THRU 12/31/09	ENCUMBERED THRU 12/31/09	REMAINING ON 12/31/09	PERCENT REMAINING
325 04							
325 INTERDEPT POSTAGE	14,868.72	13,710	1,767.88	9,947.36		3,762.64	27.44 %
329 POSTAGE & PARCEL	236.31	5,250	0.00	140.36		5,109.64	97.32 %
330 ELECTRICITY	48,476.08	55,000	3,900.20	23,999.80		31,000.20	56.36 %
331 WATER & SEWER	3,586.42	5,000	344.80	1,374.78		3,625.22	72.50 %
332 NATURAL GAS	15,970.40	30,000	750.66	1,732.79		28,267.21	94.22 %
334 REFUSE REMOVAL	8,254.03	8,000	1,086.42	5,535.36		2,464.64	30.80 %
350 REPAIRS-MAINT SERV	79,134.50	68,213	1,014.00	30,261.76		37,951.24	55.63 %
361 TRANS CONTRACTS	44,256.74	33,500	115.40	29,430.08		4,069.92	12.14 %
365 TRANS FUEL CHGBK	5,185.35	5,400	0.00	1,491.68		3,908.32	72.37 %
366 TRAVEL-BUSINESS	8,155.61	11,550	604.79	1,882.39		9,667.61	83.70 %
370 RENTALS & LEASES	17,327.43	17,914	980.65	7,136.54		10,777.46	60.16 %
380 ADVERTISING	471.45	3,100	0.00	1,035.00		2,065.00	66.61 %
381 PRINTING-BINDING	96,076.27	117,720	370.75	45,241.78	674.50	71,803.72	60.99 %
394 REGIST/ENTRY FEES	70,724.22	71,815	2,930.00	32,246.39		39,568.61	55.09 %
398 MISC CHARGEBACK	14,500.00	0	0.00	1,194.85		1,194.85	0.00 %
** TOTAL OBJ SERIES: 300-399 PURCHASED SERVICES	899,487.91	969,713	60,958.34	401,294.84	674.50	567,743.66	58.54 %
401 GENERAL SUPPLIES	138,727.15	95,925	8,791.32	66,368.93	1,138.01	28,418.06	29.62 %

182

OBJ FD	PRIOR YEAR ACTUAL	REVISED BUDGET	12/01/09 12/31/09	FISCAL YEAR 200907 EXPENDED THRU 12/31/09	ENCUMBERED THRU 12/31/09	REMAINING ON 12/31/09	PERCENT REMAINING
430 04							
430 INSTRUCT SUPPLIES	6,101.55	5,500	18,841.97	28,670.58		23,170.58	421.28-%
433 INDIVID INSTR MAT	5,414.25	7,800	0.00	2,724.40		5,075.60	65.07 %
450 MATERIALS FOR RESALE	7,979.42	7,000	34.06	1,970.52	1,051.20	3,978.28	56.83 %
460 TEXT & WORKBOOKS	53,471.14	46,800	1,492.63	7,082.57	105.92	39,611.51	84.63 %
461 STANDARDIZED TESTS	0.00	6,000	0.00	675.00		5,325.00	88.75 %
489 PERIODIALS-PAPERS	77.72	1,350	0.00	90.51		1,259.49	93.29 %
490 FOOD	163,213.59	146,550	10,684.53	49,814.17		96,735.83	66.00 %
183 495 MILK	11,342.31	4,500	727.71	5,628.32		1,128.32	25.07-%
** TOTAL OBJ SERIES: 400-499 SUPPLIES AND MATR'LS	386,327.13	321,425	40,572.22	163,025.00	2,295.13	156,104.87	48.56 %
530 EQUIP PURCH - NEW	6,479.23	12,000	0.00	7,055.00		4,945.00	41.20 %
555 TECHNOLOGY EQUIPMENT	2,129.94	4,500	1,143.75	1,288.72		3,211.28	71.36 %
590 OTHER CAP [SOFTWARE]	165.90	4,800	0.00	8,197.20		3,397.20	70.77-%
** TOTAL OBJ SERIES: 500-599 CAPITAL EXPENDITURES	8,775.07	21,300	1,143.75	16,540.92		4,759.08	22.34 %
820 DUES & MEMBERSHIPS	4,555.00	6,850	0.00	954.17		5,895.83	86.07 %
899 MISC EXPENSES	0.00	500	0.00	0.00		500.00	100.00 %
** TOTAL OBJ SERIES: 800-899 OTHER EXPENDITURES	4,555.00	7,350	0.00	954.17		6,395.83	87.01 %
*** 04 COMMUNITY SERVICE	7,400,982.50	6,783,935	553,297.02	3,084,562.14	2,969.63	3,696,403.23	54.48 %
195 SALARY CHAGEBACK	3,109.27	0	0.00	0.00		0.00	0.00 %
** TOTAL OBJ SERIES: 100-199 SALARIES AND WAGES	3,109.27	0	0.00	0.00		0.00	0.00 %

STATEMENT OF EXPENDITURES

DIST 191 Burnsville-Eagan-Savage ISD191 ACCOUNTING PERIOD 12/01/09 TO 12/31/09

OBJ FD	PRIOR YEAR ACTUAL	REVISED BUDGET	12/01/09 12/31/09	FISCAL YEAR 200907 EXPENDED THRU 12/31/09	ENCUMBERED THRU 12/31/09	REMAINING ON 12/31/09	PERCENT REMAINING
305 06							
305 PROF & TECH SERV	1,588,148.74	0	34,806.25	257,199.40		257,199.40-	0.00 %
398 SERVICES CHARGEBACK	1,677.49	0	0.00	0.00		0.00	0.00 %
** TOTAL OBJ SERIES: 300-399 PURCHASED SERVICES	1,589,826.23	0	34,806.25	257,199.40		257,199.40-	0.00 %
520 BUILDING CONSTRUCTION	14,896,474.76	14,200,080	268,757.30	9,357,360.72	71,736.51	4,770,982.77	33.59 %
** TOTAL OBJ SERIES: 500-599 CAPITAL EXPENDITURES	14,896,474.76	14,200,080	268,757.30	9,357,360.72	71,736.51	4,770,982.77	33.59 %
*** 06 CAPITAL PROJECTS	16,489,410.26	14,200,080	303,563.55	9,614,560.12	71,736.51	4,513,783.37	31.78 %
710 BOND, PRINCIPAL	3,470,000.00	3,750,000	0.00	0.00		3,750,000.00	100.00 %
720 BOND, INTEREST	3,281,115.83	4,019,672	0.00	1,618,891.26		2,400,780.74	59.72 %
187 190 OTHER DEBT SERV EXP	2,950.00	5,500	0.00	850.00		4,650.00	84.54 %
** TOTAL OBJ SERIES: 700-799 DEBT SERVICE	6,754,065.83	7,775,172	0.00	1,619,741.26		6,155,430.74	79.16 %
*** 07 DEBT SERVICE	6,754,065.83	7,775,172	0.00	1,619,741.26		6,155,430.74	79.16 %
299 OTHER EMPLOYEE BENEFITS	854,633.67	925,000	84,649.74	431,268.37		493,731.63	53.37 %
** TOTAL OBJ SERIES: 200-299 EMPLOYEE BENEFITS	854,633.67	925,000	84,649.74	431,268.37		493,731.63	53.37 %
*** 08 FLEX BENEFIT FUND	854,633.67	925,000	84,649.74	431,268.37		493,731.63	53.37 %
401 GENERAL SUPPLIES	39.50	0	0.00	0.00		0.00	0.00 %
** TOTAL OBJ SERIES: 400-499 SUPPLIES AND MATR'LS	39.50	0	0.00	0.00		0.00	0.00 %
898 STUDENT SCHOLARSHIPS	45,050.00	42,000	0.00	10,966.25		31,033.75	73.88 %
899 STUDENT SCHOLARSHIPS	2,500.00	0	1,000.00	5,000.00		5,000.00-	0.00 %
** TOTAL OBJ SERIES: 800-899 OTHER EXPENDITURES	47,550.00	42,000	1,000.00	15,966.25		26,033.75	61.98 %
*** 09 SCHOLARSHIP FUND	47,589.50	42,000	1,000.00	15,966.25		26,033.75	61.98 %
235 DENTAL INSURANCE	5,299.80	5,999	411.25	1,645.00		4,354.00	72.57 %

OBJ FD	PRIOR YEAR ACTUAL	REVISED BUDGET	12/01/09 12/31/09	FISCAL YEAR 200907 EXPENDED THRU 12/31/09	ENCUMBERED THRU 12/31/09	REMAINING ON 12/31/09	PERCENT REMAINING
291 10							
291 CONTINUING EMPLOYEE BENEFITS	88,585.44	105,873	8,006.29	32,025.16		73,847.84	69.75 %
** TOTAL OBJ SERIES: 200-299 EMPLOYEE BENEFITS	93,885.24	111,872	8,417.54	33,670.16		78,201.84	69.90 %
*** 10 PRIN EARLY RET INS FUND	93,885.24	111,872	8,417.54	33,670.16		78,201.84	69.90 %
186 NON-LIC INSTR - OTHER	0.00	0	4,238.97	9,924.23		9,924.23-	0.00 %
** TOTAL OBJ SERIES: 100-199 SALARIES AND WAGES	0.00	0	4,238.97	9,924.23		9,924.23-	0.00 %
210 FICA	0.00	0	324.28	759.20		759.20-	0.00 %
214 PERA	0.00	0	203.36	485.44		485.44-	0.00 %
** TOTAL OBJ SERIES: 200-299 EMPLOYEE BENEFITS	0.00	0	527.64	1,244.64		1,244.64-	0.00 %
401 GENERAL SUPPLIES	0.00	0	15.72	54.23		54.23-	0.00 %
450 MATERIALS FOR RESALE	0.00	0	4,368.89	8,101.36		8,101.36-	0.00 %
** TOTAL OBJ SERIES: 400-499 SUPPLIES AND MATR'LS	0.00	0	4,384.61	8,155.59		8,155.59-	0.00 %
820 DUES, MBRSHPS, LICENSES & FEES	0.00	0	55.39	238.89		238.89-	0.00 %
** TOTAL OBJ SERIES: 800-899 OTHER EXPENDITURES	0.00	0	55.39	238.89		238.89-	0.00 %
*** 15 CAFE	0.00	0	9,206.61	19,563.35		19,563.35-	0.00 %
299 DENTAL CLAIMS	815,808.80	828,000	70,066.71	441,872.77		386,127.23	46.63 %
** TOTAL OBJ SERIES: 200-299 EMPLOYEE BENEFITS	815,808.80	828,000	70,066.71	441,872.77		386,127.23	46.63 %
305 PROF & TECH SERV	81,229.67	72,000	6,704.53	39,650.65		32,349.35	44.92 %
** TOTAL OBJ SERIES: 300-399 PURCHASED SERVICES	81,229.67	72,000	6,704.53	39,650.65		32,349.35	44.92 %
*** 20 ISF - DENTAL	897,038.47	900,000	76,771.24	481,523.42		418,476.58	46.49 %
191 SEVERANCE PAY	530,439.51	1,150,000	0.00	8,038.00-		1,158,038.00	100.69 %
192 CHANGE TO OPEB SEV LIABILITY	304,706.88-	0	0.00	0.00		0.00	0.00 %
** TOTAL OBJ SERIES: 100-199 SALARIES AND WAGES	225,732.63	1,150,000	0.00	8,038.00-		1,158,038.00	100.69 %

185

OBJ FD	PRIOR YEAR ACTUAL	REVISED BUDGET	12/01/09 12/31/09	FISCAL YEAR 200907 EXPENDED THRU 12/31/09	ENCUMBERED THRU 12/31/09	REMAINING ON 12/31/09	PERCENT REMAINING
210 21							
210 FICA	0.00	87,975	0.00	0.00		87,975.00	100.00 %
220 HEALTH INSURANCE	0.00	639,886	0.00	125,500.44		514,385.56	80.38 %
230 LIFE INSURANCE	0.00	0	0.00	15.00		15.00-	0.00 %
235 DENTAL INSURANCE	0.00	4,573	0.00	967.32		3,605.68	78.84 %
** TOTAL OBJ SERIES: 200-299 EMPLOYEE BENEFITS	0.00	732,434	0.00	126,482.76		605,951.24	82.73 %
*** 21 ISF - POST RETIREMENT BENEFIT	225,732.63	1,882,434	0.00	118,444.76		1,763,989.24	93.70 %
910 TRANSFERS TO OTHER FUNDS	2,595,313.32	0	0.00	0.00		0.00	0.00 %
** TOTAL OBJ SERIES: 900-999 OTHER FINANCING USES	2,595,313.32	0	0.00	0.00		0.00	0.00 %
*** 22 ISF - HEALTH SELECT 105	2,595,313.32	0	0.00	0.00		0.00	0.00 %
220 <DESC. NOT FOUND>	1,865,823.64	0	112,363.36	225,959.98		225,959.98-	0.00 %
230 <DESC. NOT FOUND>	53,263.32	0	221.25	443.75		443.75-	0.00 %
235 <DESC. NOT FOUND>	41,831.64	0	5,729.63	11,489.66		11,489.66-	0.00 %
** TOTAL OBJ SERIES: 200-299 EMPLOYEE BENEFITS	1,960,918.60	0	118,314.24	237,893.39		237,893.39-	0.00 %
305 <DESC. NOT FOUND>	0.00	0	0.00	41.66		41.66-	0.00 %
** TOTAL OBJ SERIES: 300-399 PURCHASED SERVICES	0.00	0	0.00	41.66		41.66-	0.00 %
*** 25 OPEB REVOCABLE TRUST	1,960,918.60	0	118,314.24	237,935.05		237,935.05-	0.00 %
*** REPORT TOTALS:	164,224,140.69	151,411,971	11,194,873.36	60,376,525.14	447,308.94	90,588,136.92	59.82 %

186

BURNSVILLE-EAGAN-SAVAGE

Independent School District 191

DISTRICT EXPENDITURES

BY

PROGRAM/DEPARTMENT

WITHIN FUND

December, 2009

ACCT STATUS: Active and Next Year Accts ACCOUNT RANGES: 01- TO 99-999
 ZERO BALANCES: Suppress Zero Balances
 SORTED BY: ACCOUNT FD PRG
 SUBTOTALLED BY: ACCOUNT FD PRG
 SERIES TOTALS: ACCOUNT PRG
 PAGE BREAK ON: <None Selected>

PRG FD	PRIOR YEAR ACTUAL	REVISED BUDGET	12/01/09 12/31/09	FISCAL YEAR 200907 EXPENDED THRU 12/31/09	ENCUMBERED THRU 12/31/09	REMAINING ON 12/31/09	PERCENT REMAINING
010 01							
010 BOARD OF EDUCATION	94,547.89	104,439	4,194.35	56,241.79	335.00	47,862.21	45.82 %
020 SUPERINTENDENT	438,754.64	367,532	28,371.57	183,945.91		183,586.09	49.95 %
030 ASSIST SUP'T	248,871.79	161,821	7,583.37	34,472.52		127,348.48	78.69 %
050 SCHOOL ADMINISTRATION	5,358,631.40	4,592,692	325,387.11	1,922,434.12	41,900.43	2,628,357.45	57.22 %
** TOTAL PRG SERIES: 000-099 ADMINISTRATION	6,140,805.72	5,226,484	365,536.40	2,197,094.34	42,235.43	2,987,154.23	57.15 %
105 GEN ADMIN SUPPORT	205,134.10	166,772	9,603.53	78,514.74	17,115.98	71,141.28	42.65 %
107 OTH ADMIN SUPPORT	26,840.64	0	0.00	0.00		0.00	0.00 %
110 BUSINESS SERVICES	1,542,190.75	1,374,855	111,790.35	743,104.08	3,395.12	628,355.80	45.70 %
130 COMMUNITY RELATIONS	302,262.51	352,544	25,865.34	159,276.59	14,395.00	178,872.41	50.73 %
140 DATA PROCESSING	679,418.12	754,555	16,111.30	524,716.95	15,600.25	214,237.80	28.39 %
150 LEGAL SERVICES	20,772.20	0	0.00	2,216.70		2,216.70	0.00 %
160 HUMAN RESOURCES	657,228.37	626,694	43,566.75	322,589.72	1,936.20	302,168.08	48.21 %
170 PRINTING	44,113.15	38,500	3,063.56	17,847.12		20,652.88	53.64 %
180 CENSUS	26,189.09	28,603	1,900.22	11,282.18		17,320.82	60.55 %
195 COMMUNITY PARTNERSHIP	480.00	3,000	270.00	430.00		2,570.00	85.66 %

188

PRG FD	PRIOR YEAR ACTUAL	REVISED BUDGET	12/01/09 12/31/09	FISCAL YEAR 200907 EXPENDED THRU 12/31/09	ENCUMBERED THRU 12/31/09	REMAINING ON 12/31/09	PERCENT REMAINING
197 01	35,799.59	169,333	1,818.48	29,208.83		140,124.17	82.75 %
199 SCHOOL ELECTIONS	6,727.34	0	0.00	0.00		0.00	0.00 %
** TOTAL PRG SERIES: 100-199 DIST. SUPPORT SERV.	3,547,155.86	3,514,856	207,862.41	1,889,186.91	52,442.55	1,573,226.54	44.75 %
201 KINDERGARTEN	1,548,282.84	1,526,689	143,366.74	581,948.98	790.35	943,949.67	61.82 %
202 PRIMARY (1-3)	6,994,170.53	8,220,210	658,424.39	3,006,057.83	1,554.38	5,212,597.79	63.41 %
203 INTERMEDIATE (4-6)	14,964,092.56	10,606,085	805,979.59	3,667,984.62	3,145.71	6,934,954.67	65.38 %
204 TITLE II TEACHER TRAINING	447,441.33	353,268	30,954.19	130,891.26		222,376.74	62.94 %
205 TITLE III - LEP	122,516.81	166,041	22,475.38	97,812.17		68,228.83	41.09 %
206 TITLE IV SAFE & DRUG FREE	2,669.00	0	0.00	0.00		0.00	0.00 %
208 ELE/SEC MIDDLE SCH'L	12,701.47	8,728	943.25	2,169.84		6,558.16	75.13 %
210 TECHNOLOGY GRANT	0.00	1,187	0.00	0.00		1,187.00	100.00 %
211 SECONDARY ED-GENERAL	8,438,092.03	3,895,484	293,508.28	1,627,934.50	18,223.74	2,249,325.76	57.74 %
212 ART	785,957.31	854,744	74,239.92	334,537.87	2,804.81	517,401.32	60.53 %
215 BUSINESS	63,349.27	68,135	5,351.34	23,739.62		44,395.38	65.15 %
216 TITLE I EDUCATIONALLY DISADVAN	1,176,410.00	1,504,791	86,431.90	498,384.91	1,913.01	1,004,493.08	66.75 %
217 ASSURANCE OF MASTERY	232,535.18	282,519	5,833.27	73,587.89	479.00	208,452.11	73.78 %
218 SCHOOL ENRICHMENT PROG	654,297.86	680,437	42,658.84	185,265.34	128.94	495,042.72	72.75 %

189

PRG FD	PRIOR YEAR ACTUAL	REVISED BUDGET	12/01/09 12/31/09	FISCAL YEAR 200907 EXPENDED THRU 12/31/09	ENCUMBERED THRU 12/31/09	REMAINING ON 12/31/09	PERCENT REMAINING
219 01							
219 ESL	2,673,006.01	2,775,308	242,535.01	1,013,738.82		1,761,569.18	63.47 %
220 LANGUAGE ARTS	2,621,601.53	2,684,107	183,399.48	1,029,100.94	767.42	1,654,238.64	61.63 %
230 WORLD LANGUAGES	1,118,315.31	1,062,238	125,304.64	440,440.89	114.51	621,682.60	58.52 %
240 PHY ED-HEALTH-REC	2,135,847.02	2,038,025	168,815.81	770,828.07	229.85	1,266,967.08	62.16 %
250 FAMILY LIVING SCIENCE	158,935.11	147,093	12,328.21	55,335.43	951.15	90,806.42	61.73 %
255 INDUSTRIAL EDUCATION	382,594.98	441,886	34,453.49	157,642.02	2,642.33	281,601.65	63.72 %
256 MATHEMATICS	2,408,737.83	2,487,423	245,427.92	987,951.75	125.36	1,499,345.89	60.27 %
258 MUSIC	1,698,110.69	1,665,827	156,314.85	753,015.06	1,347.97	911,463.97	54.71 %
260 NATURAL SCIENCES	3,020,383.76	3,158,694	276,157.55	1,231,580.47	80.62	1,927,032.91	61.00 %
270 SOCIAL STUDIES	2,628,272.68	2,704,130	220,227.93	973,348.40	14.34	1,730,767.26	64.00 %
280 OTH REG INSTRUCTIONAL SEC	0.00	1,400,000	0.00	0.00		1,400,000.00	100.00 %
291 CO-CURRICULAR	563,833.57	872,451	53,918.86	360,689.95	4,137.30	507,623.75	58.18 %
292 BOYS/GIRLS ATHLETICS	360,826.61	925,138	50,465.69	258,506.29	49,759.12	616,872.59	66.67 %
294 BOYS ATHLETICS	439,928.68	793,458	32,371.58	216,992.26	3,344.95	573,120.79	72.23 %
296 GIRLS ATHLETICS	404,189.86	776,272	37,598.67	221,185.41	720.00	554,366.59	71.41 %
** TOTAL PRG SERIES: 200-299 REGULAR INSTRUCTION	56,057,099.83	52,100,368	3,997,820.24	18,700,670.59	93,274.86	33,306,422.55	63.92 %
311 DISTRIBUTIVE EDUCATION	27,003.21	11,213	571.06	4,665.12		6,547.88	58.39 %

190

PRG FD	PRIOR YEAR ACTUAL	REVISED BUDGET	12/01/09 12/31/09	FISCAL YEAR 200907 EXPENDED THRU 12/31/09	ENCUMBERED THRU 12/31/09	REMAINING ON 12/31/09	PERCENT REMAINING
331 01	369,693.75	316,733	24,999.96	106,315.48	297.00	210,120.52	66.33 %
341	142,906.94	153,719	12,557.22	50,794.21	437.37	102,487.42	66.67 %
351	13,966.75	17,152	498.11	5,376.49	2,428.75	9,346.76	54.49 %
361	132,681.38	133,453	11,146.37	48,946.37		84,506.63	63.32 %
380	627,203.11	640,408	47,880.04	233,842.80	184.90	406,380.30	63.45 %
399	521,632.17	354,168	11,417.00	203,909.67		150,258.33	42.42 %
** TOTAL PRG SERIES: 300-399 VOCATIONAL INSTRUC.	1,835,087.31	1,626,846	109,069.76	653,850.14	3,348.02	969,647.84	59.60 %
400	3,939,293.15	0	16,174.11	52,710.30	736.18	53,446.48	0.00 %
401	1,245,566.31	1,228,849	107,176.44	487,485.30	190.30	741,173.40	60.31 %
402	836,416.21	1,089,946	91,789.06	387,532.58	440.41	701,973.01	64.40 %
403	1,267,845.50	1,347,183	89,997.92	374,672.65	72.80	972,437.55	72.18 %
404	476,312.45	457,263	23,948.91	106,886.08		350,376.92	76.62 %
405	141,544.16	374,100	405.00	0.00		374,100.00	100.00 %
406	253,146.84	72,165	4,321.89	16,933.94		55,231.06	76.53 %
407	3,695,574.20	3,265,762	258,594.63	1,127,228.88	664.03	2,137,869.09	65.46 %
408	4,672,850.15	4,168,952	342,070.63	1,499,912.59	890.53	2,668,148.88	64.00 %
410	405,470.92	477,475	27,835.90	109,510.67		367,964.33	77.06 %

191

PRG FD	PRIOR YEAR ACTUAL	REVISED BUDGET	12/01/09 12/31/09	FISCAL YEAR 200907 EXPENDED THRU 12/31/09	ENCUMBERED THRU 12/31/09	REMAINING ON 12/31/09	PERCENT REMAINING
411 01							
411 AUTISTIC	2,350,076.06	2,345,243	192,789.29	810,719.58	5,650.26	1,528,873.16	65.19 %
412 EARLY CHILDHOOD SPEC EDUCATION	3,223,171.18	2,912,737	227,400.53	1,112,520.91	2,055.10	1,798,160.99	61.73 %
414 TRAUMATIC BRAIN INJURY	0.00	0	0.00	60.00		60.00-	0.00 %
416 SEVERELY MULTIPLY IMPAIRED	6,716.39	200,000	0.00	0.00		200,000.00	100.00 %
420 SPECIAL ED-GENERAL	2,146,242.82	3,722,900	181,354.84	1,010,846.13	5,830.76	2,706,223.11	72.69 %
430 HOMEBOUND	43,606.25	41,326	4,208.53	16,769.06		24,556.94	59.42 %
472 SP ED - HEALTH SERVICES	389,903.61	395,545	31,853.48	147,104.88		248,440.12	62.80 %
473 SP ED - PSYCHOLOGICAL SERV	844,581.55	838,978	72,124.70	308,210.65		530,767.35	63.26 %
474 SP ED - SOCIAL WORK	0.00	0	301.41	367.12		367.12-	0.00 %
** TOTAL PRG SERIES: 400-499 SPECIAL ED INSTRUCT.	25,938,317.75	22,938,424	1,671,537.27	7,569,471.32	16,530.37	15,352,422.31	66.92 %
520 BALC - DIPLOMA	105,861.65	148,713	24,321.22	103,125.49		45,587.51	30.65 %
** TOTAL PRG SERIES: 500-599 COMMUNITY ED & SERV	105,861.65	148,713	24,321.22	103,125.49		45,587.51	30.65 %
600 <DESC. NOT FOUND>	718,219.40	0	0.00	0.00		0.00	0.00 %
605 GENERAL INSTRUCT SUPPORT	1,191,012.26	1,308,734	109,780.65	617,320.05	713.01	690,700.94	52.77 %
610 CURR CONSULT/DEVELOP	1,632,051.04	1,764,856	146,759.43	506,209.76	8,351.96	1,250,294.28	70.84 %
620 EDUCATIONAL MEDIA	913,050.98	1,015,704	84,963.53	388,587.99	21,057.88	606,058.13	59.66 %
640 STAFF DEVELOPMENT	2,382,621.68	2,920,422	108,254.19	528,705.91	1,615.32	2,390,100.77	81.84 %

192

PRG FD	PRIOR YEAR ACTUAL	REVISED BUDGET	12/01/09 12/31/09	FISCAL YEAR 200907 EXPENDED THRU 12/31/09	ENCUMBERED THRU 12/31/09	REMAINING ON 12/31/09	PERCENT REMAINING
680 01							
680 COMP ASSIST INSTRUCT	1,270,890.02	1,483,906	77,962.92	737,222.83	28,807.49	717,875.68	48.37 %
690 OTHR INSTR SUPP SERV	43,533.42	48,600	7,210.98	21,589.93		27,010.07	55.57 %
** TOTAL PRG SERIES: 600-699 INSTRUC SUPPORT SERV	8,151,378.80	8,542,222	534,931.70	2,799,636.47	60,545.66	5,682,039.87	66.51 %
710 COUNSELING/GUIDANCE	1,545,601.22	1,155,661	92,114.14	443,541.31	2,232.00	709,887.69	61.42 %
720 HEALTH SERVICES	1,083,308.99	900,996	77,189.81	351,986.72	537.21	548,472.07	60.87 %
730 PSYCHOLOGICAL SERV	0.00	300	0.00	0.00		300.00	100.00 %
740 ATTEND/SOC WORK SERV	486,729.19	452,655	66,506.27	185,107.10		267,547.90	59.10 %
193 760 PUPIL TRANSPORTATION	25,173.12	108,000	0.00	0.00		108,000.00	100.00 %
770 FOOD SERVICES	1,025.00	0	0.00	0.00		0.00	0.00 %
780 ALCOHOL/DRUG PREV PRG	25,779.29	34,552	0.00	1,121.26		33,430.74	96.75 %
790 OTHER PUPIL SUPPORT SERVICES	365,683.20	284,216	51,322.04	262,860.43	9,303.90	12,051.67	4.24 %
791 DIVERSITY/PEER LDRSHP	0.00	0	785.13	3,140.98		3,140.98-	0.00 %
792 PUPIL APPRAISAL	221,831.52	224,654	34,594.43	225,713.69		1,059.69-	0.47-%
** TOTAL PRG SERIES: 700-799 PUPIL SUPPORT SERV	3,755,131.53	3,161,034	322,511.82	1,473,471.49	12,073.11	1,675,489.40	53.00 %
810 OPERATIONS	7,324,474.22	7,136,916	721,049.21	3,927,894.59	9,800.53	3,199,220.88	44.82 %
811 MAINTENANCE	1,078,317.84	1,207,264	112,592.28	615,601.08	46,372.16	545,290.76	45.16 %
850 FACILITIES	1,625,243.44	1,824,742	283,011.65	909,330.36	33,685.10	881,726.54	48.32 %
** TOTAL PRG SERIES: 800-899 SITE,BUILDINGS,EQUIP	10,028,035.50	10,168,922	1,116,653.14	5,452,826.03	89,857.79	4,626,238.18	45.49 %

PRG FD	PRIOR YEAR ACTUAL	REVISED BUDGET	12/01/09 12/31/09	FISCAL YEAR 200907 EXPENDED THRU 12/31/09	ENCUMBERED THRU 12/31/09	REMAINING ON 12/31/09	PERCENT REMAINING
910 01							
910 <DESC. NOT FOUND>	69,323.00	0	0.00	0.00		0.00	0.00 %
930 EMPLOYEE BENEFITS	0.00	0	0.00	97,632.25		97,632.25-	0.00 %
940 PROPERTY & OTHER INS	195,088.10	500,000	16,077.60	154,036.03		345,963.97	69.19 %
950 TRANSFERS	781,889.58	165,891	0.00	0.00		165,891.00	100.00 %
** TOTAL PRG SERIES: 900-999 FISCAL & OTHER FIXED	1,046,300.68	665,891	16,077.60	251,668.28		414,222.72	62.20 %
*** 01 GENERAL	116,605,174.63	108,093,760	8,366,321.56	41,091,001.06	370,307.79	66,632,451.15	61.64 %
770 FOOD SERVICES	4,673,665.39	4,547,500	536,030.35	1,766,015.61	2,295.01	2,779,189.38	61.11 %
** TOTAL PRG SERIES: 700-799 PUPIL SUPPORT SERV	4,673,665.39	4,547,500	536,030.35	1,766,015.61	2,295.01	2,779,189.38	61.11 %
*** 02 FOOD SERVICE	4,673,665.39	4,547,500	536,030.35	1,766,015.61	2,295.01	2,779,189.38	61.11 %
191 760 PUPIL TRANSPORTATION	5,625,730.65	6,150,218	1,137,301.51	1,861,576.59		4,288,641.41	69.73 %
** TOTAL PRG SERIES: 700-799 PUPIL SUPPORT SERV	5,625,730.65	6,150,218	1,137,301.51	1,861,576.59		4,288,641.41	69.73 %
930 EMPLOYEE BENEFITS	0.00	0	0.00	697.00		697.00-	0.00 %
** TOTAL PRG SERIES: 900-999 FISCAL & OTHER FIXED	0.00	0	0.00	697.00		697.00-	0.00 %
*** 03 TRANSPORTATION	5,625,730.65	6,150,218	1,137,301.51	1,862,273.59		4,287,944.41	69.72 %
505 COMM SERV - GENERAL	988,422.93	326,072	22,745.43	159,778.41	759.64	165,533.95	50.76 %
510 ADULT EDUCATION	304,451.98	369,002	25,664.62	141,044.16		227,957.84	61.77 %
511 ADULT RECREATION	10,184.10	13,774	1,974.27	4,112.31		9,661.69	70.14 %
520 ADULT BASIC ED	483,876.69	487,623	40,460.98	232,888.05	155.97	254,578.98	52.20 %
550 PRESCHOOL	208,327.89	234,331	20,261.79	94,616.23		139,714.77	59.62 %
551 ELEMENTARY	315,493.28	391,571	27,497.81	138,005.98	674.50	252,890.52	64.58 %

PRG FD	PRIOR YEAR ACTUAL	REVISED BUDGET	12/01/09 12/31/09	FISCAL YEAR 200907 EXPENDED THRU 12/31/09	ENCUMBERED THRU 12/31/09	REMAINING ON 12/31/09	PERCENT REMAINING
552 04	96,445.17	152,585	15,075.89	72,651.52		79,933.48	52.38 %
552 SECONDARY							
553 GTI GIFTED/TALENTED	44,992.83	0	120.68	45,643.73		45,643.73-	0.00 %
554 <DESC. NOT FOUND>	0.00	0	23,798.14	23,798.14		23,798.14-	0.00 %
560 RECREATION	162,133.49	153,284	13,460.94	98,974.90		54,309.10	35.43 %
570 PROJECT KIDS	2,314,429.76	2,156,437	169,944.73	1,019,052.77		1,137,384.23	52.74 %
571 PROJ KIDS - PRESCHOOL	1,199,444.32	1,176,907	88,963.08	505,954.19		670,952.81	57.00 %
580 EARLY CHILD & FAMILY ED	540,986.03	538,413	43,136.25	235,458.94		302,954.06	56.26 %
582 SCHOOL READINESS	112,619.94	117,303	6,589.70	41,874.63		75,428.37	64.30 %
583 PRESCHOOL SCREENING	53,508.01	0	0.00	3,947.32		3,947.32-	0.00 %
585 YOUTH DEV/SERV	58,630.69	62,194	6,143.20	31,317.33		30,876.67	49.64 %
586 AFTER SCHOOL ENRICHMENT	60,902.77	55,904	5,191.18	20,277.85	222.40	35,403.75	63.32 %
590 OTHER COMM SERVICES	446,132.62	548,535	42,268.33	215,165.68	1,157.12	332,212.20	60.56 %
** TOTAL PRG SERIES: 500-599 COMMUNITY ED & SERV	7,400,982.50	6,783,935	553,297.02	3,084,562.14	2,969.63	3,696,403.23	54.48 %
*** 04 COMMUNITY SERVICE	7,400,982.50	6,783,935	553,297.02	3,084,562.14	2,969.63	3,696,403.23	54.48 %
850 FACILITIES	16,489,410.26	14,200,080	303,563.55	9,614,560.12	71,736.51	4,513,783.37	31.78 %
** TOTAL PRG SERIES: 800-899 SITE,BUILDINGS,EQUIP	16,489,410.26	14,200,080	303,563.55	9,614,560.12	71,736.51	4,513,783.37	31.78 %
*** 06 CAPITAL PROJECTS	16,489,410.26	14,200,080	303,563.55	9,614,560.12	71,736.51	4,513,783.37	31.78 %
910 DEBT RED-BOND'D DEBT	6,754,065.83	7,775,172	0.00	1,619,741.26		6,155,430.74	79.16 %
** TOTAL PRG SERIES: 900-999 FISCAL & OTHER FIXED	6,754,065.83	7,775,172	0.00	1,619,741.26		6,155,430.74	79.16 %
*** 07 DEBT SERVICE	6,754,065.83	7,775,172	0.00	1,619,741.26		6,155,430.74	79.16 %

191

PRG FD	PRIOR YEAR ACTUAL	REVISED BUDGET	12/01/09 12/31/09	FISCAL YEAR 200907 EXPENDED THRU 12/31/09	ENCUMBERED THRU 12/31/09	REMAINING ON 12/31/09	PERCENT REMAINING
050 08							
050 SCHOOL ADMINISTRATION	70,382.33	83,250	2,405.68	24,140.92		59,109.08	71.00 %
** TOTAL PRG SERIES: 000-099 ADMINISTRATION	70,382.33	83,250	2,405.68	24,140.92		59,109.08	71.00 %
110 BUSINESS SERVICES	22,158.47	37,000	1,864.71	10,917.60		26,082.40	70.49 %
** TOTAL PRG SERIES: 100-199 DIST. SUPPORT SERV.	22,158.47	37,000	1,864.71	10,917.60		26,082.40	70.49 %
211 SECONDARY ED-GENERAL	689,026.06	740,000	72,171.27	346,860.93		393,139.07	53.12 %
** TOTAL PRG SERIES: 200-299 REGULAR INSTRUCTION	689,026.06	740,000	72,171.27	346,860.93		393,139.07	53.12 %
505 COMM SERV - GENERAL	35,621.45	46,250	3,415.24	21,615.68		24,634.32	53.26 %
** TOTAL PRG SERIES: 500-599 COMMUNITY ED & SERV	35,621.45	46,250	3,415.24	21,615.68		24,634.32	53.26 %
196 505 GEN INSTRUCT SUPPORT	12,987.43	0	3,130.62	9,927.18		9,927.18-	0.00 %
** TOTAL PRG SERIES: 600-699 INSTRUC SUPPORT SERV	12,987.43	0	3,130.62	9,927.18		9,927.18-	0.00 %
770 FOOD SERVICES	9,297.29	2,775	0.00	4,040.28		1,265.28-	45.59-%
** TOTAL PRG SERIES: 700-799 PUPIL SUPPORT SERV	9,297.29	2,775	0.00	4,040.28		1,265.28-	45.59-%
810 OPERATIONS	15,160.64	15,725	1,662.22	13,765.78		1,959.22	12.45 %
** TOTAL PRG SERIES: 800-899 SITE,BUILDINGS,EQUIP	15,160.64	15,725	1,662.22	13,765.78		1,959.22	12.45 %
*** 08 FLEX BENEFIT FUND	854,633.67	925,000	84,649.74	431,268.37		493,731.63	53.37 %
790 OTHER PUPIL SUPP SER	47,589.50	42,000	1,000.00	15,966.25		26,033.75	61.98 %
** TOTAL PRG SERIES: 700-799 PUPIL SUPPORT SERV	47,589.50	42,000	1,000.00	15,966.25		26,033.75	61.98 %
*** 09 SCHOLARSHIP FUND	47,589.50	42,000	1,000.00	15,966.25		26,033.75	61.98 %
930 EMPLOYEE BENEFITS	93,885.24	111,872	8,417.54	33,670.16		78,201.84	69.90 %
** TOTAL PRG SERIES: 900-999 FISCAL & OTHER FIXED	93,885.24	111,872	8,417.54	33,670.16		78,201.84	69.90 %
*** 10 PRIN EARLY RET INS FUND	93,885.24	111,872	8,417.54	33,670.16		78,201.84	69.90 %
790 OTHER PUPIL SUPPORT SERVICES	0.00	0	9,206.61	19,563.35		19,563.35-	0.00 %
** TOTAL PRG SERIES: 700-799 PUPIL SUPPORT SERV	0.00	0	9,206.61	19,563.35		19,563.35-	0.00 %

PRG FD	PRIOR YEAR ACTUAL	REVISED BUDGET	12/01/09 12/31/09	FISCAL YEAR 200907 EXPENDED THRU 12/31/09	ENCUMBERED THRU 12/31/09	REMAINING ON 12/31/09	PERCENT REMAINING
790 15							
*** 15 CAFE	0.00	0	9,206.61	19,563.35		19,563.35-	0.00 %
050 SCHOOL ADMINISTRATION	41,753.97	42,300	3,574.73	22,124.02		20,175.98	47.69 %
** TOTAL PRG SERIES: 000-099 ADMINISTRATION	41,753.97	42,300	3,574.73	22,124.02		20,175.98	47.69 %
105 GEN ADMIN SUPPORT	16,146.67	16,200	1,381.88	8,667.42		7,532.58	46.49 %
** TOTAL PRG SERIES: 100-199 DIST. SUPPORT SERV.	16,146.67	16,200	1,381.88	8,667.42		7,532.58	46.49 %
203 INTERMEDIATE (4-6)	424,868.78	425,700	36,359.73	228,470.19		197,229.81	46.33 %
** TOTAL PRG SERIES: 200-299 REGULAR INSTRUCTION	424,868.78	425,700	36,359.73	228,470.19		197,229.81	46.33 %
399 VOCATIONAL-GENERAL	11,580.11	11,700	991.32	6,158.29		5,541.71	47.36 %
** TOTAL PRG SERIES: 300-399 VOCATIONAL INSTRUC.	11,580.11	11,700	991.32	6,158.29		5,541.71	47.36 %
420 SPECIAL ED-GENERAL	205,993.37	207,000	17,630.56	110,344.29		96,655.71	46.69 %
** TOTAL PRG SERIES: 400-499 SPECIAL ED INSTRUC.	205,993.37	207,000	17,630.56	110,344.29		96,655.71	46.69 %
505 COMM SERV - GENERAL	57,247.74	57,600	4,899.95	30,614.47		26,985.53	46.84 %
** TOTAL PRG SERIES: 500-599 COMMUNITY ED & SERV	57,247.74	57,600	4,899.95	30,614.47		26,985.53	46.84 %
605 GEN INSTRUC SUPPORT	29,439.56	29,700	2,520.04	15,687.24		14,012.76	47.18 %
** TOTAL PRG SERIES: 600-699 INSTRUC SUPPORT SERV	29,439.56	29,700	2,520.04	15,687.24		14,012.76	47.18 %
790 OTHER PUPIL SUPPORT SERVICES	67,033.74	67,500	5,737.73	35,810.70		31,689.30	46.94 %
** TOTAL PRG SERIES: 700-799 PUPIL SUPPORT SERV	67,033.74	67,500	5,737.73	35,810.70		31,689.30	46.94 %
810 OPERATIONS	42,974.53	42,300	3,675.30	23,646.80		18,653.20	44.09 %
** TOTAL PRG SERIES: 800-899 SITE,BUILDINGS,EQUIP	42,974.53	42,300	3,675.30	23,646.80		18,653.20	44.09 %
*** 20 ISF - DENTAL	897,038.47	900,000	76,771.24	481,523.42		418,476.58	46.49 %

197

PRG FD	PRIOR YEAR ACTUAL	REVISED BUDGET	12/01/09 12/31/09	FISCAL YEAR 200907 EXPENDED THRU 12/31/09	ENCUMBERED THRU 12/31/09	REMAINING ON 12/31/09	PERCENT REMAINING
020 21							
020 SUPERINTENDENT	0.00	20,720	0.00	0.00		20,720.00	100.00 %
030 ASSIST SUP'T	15,354.90	21,673	0.00	0.00		21,673.00	100.00 %
050 SCHOOL ADMINISTRATION	6,557.02	196,011	0.00	9,247.22		186,763.78	95.28 %
** TOTAL PRG SERIES: 000-099 ADMINISTRATION	21,911.92	238,404	0.00	9,247.22		229,156.78	96.12 %
110 BUSINESS SERVICES	0.00	24,340	0.00	16,093.84		8,246.16	33.87 %
** TOTAL PRG SERIES: 100-199 DIST. SUPPORT SERV.	0.00	24,340	0.00	16,093.84		8,246.16	33.87 %
211 SECONDARY ED-GENERAL	203,070.71	1,619,690	0.00	93,088.70		1,526,601.30	94.25 %
** TOTAL PRG SERIES: 200-299 REGULAR INSTRUCTION	203,070.71	1,619,690	0.00	93,088.70		1,526,601.30	94.25 %
198 810 OPERATIONS	750.00	0	0.00	15.00		15.00-	0.00 %
** TOTAL PRG SERIES: 800-899 SITE,BUILDINGS,EQUIP	750.00	0	0.00	15.00		15.00-	0.00 %
*** 21 ISF - POST RETIREMENT BENEFIT	225,732.63	1,882,434	0.00	118,444.76		1,763,989.24	93.70 %
950 TRANSFERS	2,595,313.32	0	0.00	0.00		0.00	0.00 %
** TOTAL PRG SERIES: 900-999 FISCAL & OTHER FIXED	2,595,313.32	0	0.00	0.00		0.00	0.00 %
*** 22 ISF - HEALTH SELECT 105	2,595,313.32	0	0.00	0.00		0.00	0.00 %
050 <DESC. NOT FOUND>	52,727.63	0	4,623.61	9,247.22		9,247.22-	0.00 %
** TOTAL PRG SERIES: 000-099 ADMINISTRATION	52,727.63	0	4,623.61	9,247.22		9,247.22-	0.00 %
110 <DESC. NOT FOUND>	84,206.10	0	8,046.92	16,093.84		16,093.84-	0.00 %
** TOTAL PRG SERIES: 100-199 DIST. SUPPORT SERV.	84,206.10	0	8,046.92	16,093.84		16,093.84-	0.00 %
211 <DESC. NOT FOUND>	587,086.46	0	49,736.33	99,472.66		99,472.66-	0.00 %
** TOTAL PRG SERIES: 200-299 REGULAR INSTRUCTION	587,086.46	0	49,736.33	99,472.66		99,472.66-	0.00 %
810 <DESC. NOT FOUND>	77.50	0	6.25	13.75		13.75-	0.00 %
** TOTAL PRG SERIES: 800-899 SITE,BUILDINGS,EQUIP	77.50	0	6.25	13.75		13.75-	0.00 %

PRG FD	PRIOR YEAR	REVIS	BUDGET	12/01/09	12/31/09	FISCAL YEAR 200907 EXPENDED THRU 12/31/09	ENCUMBERED THRU 12/31/09	REMAINING ON 12/31/09	PERCENT REMAINING
810 25	ACTUAL	BUDGET							
935 <DESC. NOT FOUND>	1,236,820.91	0		55,901.13		113,107.58		113,107.58-	0.00 %
** TOTAL PRG SERIES: 900-999	1,236,820.91	0		55,901.13		113,107.58		113,107.58-	0.00 %
FISCAL & OTHER FIXED									
*** 25 OPEB REVOCABLE TRUST	1,960,918.60	0		118,314.24		237,935.05		237,935.05-	0.00 %
*** REPORT TOTALS:	164,224,140.69	151,411,971		11,194,873.36		60,376,525.14		447,308.94 90,588,136.92	59.82 %

BURNSVILLE-EAGAN-SAVAGE

Independent School District 191

DISTRICT EXPENDITURES

BY

BUILDING/ORGANIZATIONAL UNIT

WITHIN FUND

December, 2009

ACCT STATUS: Active and Next Year Accts ACCOUNT RANGES: 01 TO 99-999
 ZERO BALANCES: Suppress Zero Balances
 SORTED BY: ACCOUNT FD ORG
 SUBTOTALLED BY: ACCOUNT FD ORG
 SERIES TOTALS: ACCOUNT ORG
 PAGE BREAK ON: <None Selected>

ORG FD	PRIOR YEAR ACTUAL	< - - - - - REVISIED BUDGET	12/01/09 12/31/09	FISCAL YEAR 200907 EXPENDED THRU 12/31/09	ENCUMBERED THRU 12/31/09	REMAINING ON 12/31/09	PERCENT REMAINING
005 01							
005 DISTRICTWIDE	26,964,622.86	9,583,010	782,588.25	5,331,626.88	137,549.08	4,113,834.04	42.92 %
006 ADMIN BLDG	32,602.83	26,900	2,096.05	14,267.30		12,632.70	46.96 %
007 ENVISION-PERFORMING ARTS CTR	0.00	299,537	29,278.29	111,820.41		187,716.59	62.66 %
008 DIAMONDHEAD	521,269.46	792,239	204,169.74	362,122.38	4,488.50	425,628.12	53.72 %
014 BURNSVILLE SR HIGH	16,753,796.31	18,791,009	1,434,836.02	6,803,064.81	79,545.02	11,908,399.17	63.37 %
201 015 METCALF JR HIGH	5,736,615.45	5,704,822	470,044.25	2,205,366.23	3,687.45	3,495,768.32	61.27 %
066 EAGLE RIDGE JR HIGH	5,838,350.96	5,802,112	487,399.47	2,228,478.43	4,855.74	3,568,777.83	61.50 %
085 NICOLLET JR HIGH	5,863,265.10	5,423,065	446,291.03	2,106,369.16	3,676.45	3,313,019.39	61.09 %
** TOTAL ORG SERIES: 000-099 DISTRICT WIDE	61,710,522.97	46,422,694	3,856,703.10	19,163,115.60	233,802.24	27,025,776.16	58.21 %
100 ELEMENTARY SERVICES	415,882.72	1,710,203	2,211.58	175,914.46	898.45	1,533,390.09	89.66 %
** TOTAL ORG SERIES: 100-199 ELEMENTARY SERVICES	415,882.72	1,710,203	2,211.58	175,914.46	898.45	1,533,390.09	89.66 %
200 ELE/SEC SERVICES	5,819,367.14	8,060,684	450,554.89	2,969,166.27	51,498.21	5,040,019.52	62.52 %
299 SUMMER SCHOOL	39,582.88	23,200	0.00	29,311.91		6,111.91-	26.34-%
** TOTAL ORG SERIES: 200-299 ELEM/SECOND SERVICES	5,858,950.02	8,083,884	450,554.89	2,998,478.18	51,498.21	5,033,907.61	62.27 %
300 SECONDARY SERVICES	606,513.34	2,416,168	31,980.36	286,604.67	0.01	2,129,563.32	88.13 %
314 BALC - SECONDARY	224,533.59	116,263	14,688.10	65,315.22		50,947.78	43.82 %

ORG FD	PRIOR YEAR ACTUAL	REVISED BUDGET	12/01/09 12/31/09	FISCAL YEAR 200907 EXPENDED THRU 12/31/09	ENCUMBERED THRU 12/31/09	REMAINING ON 12/31/09	PERCENT REMAINING
315 01							
315 BALC - ELEM/JRH	315,125.84	370,645	21,114.37	251,235.43		119,409.57	32.21 %
** TOTAL ORG SERIES: 300-399 SECONDARY SERVICES	1,146,172.77	2,903,076	67,782.83	603,155.32	0.01	2,299,920.67	79.22 %
414 BESTransition SERVICES	727,861.91	787,202	68,067.85	272,664.59	312.23	514,225.18	65.32 %
481 CEDAR ELEMENTARY	3,563,418.76	3,329,458	263,455.99	1,247,984.01	2,764.35	2,078,709.64	62.43 %
482 GIDEON POND ELEMENTARY	3,037,833.64	3,066,777	250,848.56	1,135,206.15	3,271.02	1,928,299.83	62.87 %
483 EDW NEILL ELEMENTARY	3,945,886.40	4,023,742	330,545.22	1,500,021.02	4,566.61	2,519,154.37	62.60 %
484 MARION W SAVAGE ELEMENTARY	4,472,291.80	4,352,492	363,706.62	1,630,668.09	3,911.54	2,717,912.37	62.44 %
202 485 SIOUX TRAIL ELEMENTARY	3,382,949.45	3,419,144	274,573.23	1,243,646.90	4,164.93	2,171,332.17	63.50 %
486 VISTA VIEW ELEMENTARY	3,706,341.90	3,915,555	311,770.78	1,405,488.04	6,360.95	2,503,706.01	63.94 %
487 BYRNE ELEMENTARY	3,346,716.52	3,822,478	322,253.68	1,456,116.86	9,183.61	2,357,177.53	61.66 %
488 RAHN ELEMENTARY	3,472,320.45	3,605,471	282,260.90	1,246,870.12	2,422.23	2,356,178.65	65.35 %
489 SKY OAKS ELEMENTARY	4,944,685.15	5,166,445	420,904.00	1,854,279.37	4,977.66	3,307,187.97	64.01 %
490 HIDDEN VALLEY ELEMENTARY	5,086,757.08	5,378,074	438,279.27	1,968,879.25	2,668.70	3,406,526.05	63.34 %
491 HARRIET BISHOP ELEMENTARY	3,940,081.85	4,353,384	377,727.18	1,771,332.71	2,999.82	2,579,051.47	59.24 %
** TOTAL ORG SERIES: 400-499 UNDEFINED ORG SERIES	43,627,144.91	45,220,222	3,704,393.28	16,733,157.11	47,603.65	28,439,461.24	62.89 %
500 ABE - AREA LEARNING CENTER	106,756.36	168,713	24,321.22	103,125.49		65,587.51	38.87 %
509 VALE	1,853,468.71	1,645,396	130,867.27	591,809.35	3,689.57	1,049,897.08	63.80 %

ORG FD	PRIOR YEAR ACTUAL	REVISED BUDGET	12/01/09 12/31/09	FISCAL YEAR 200907 EXPENDED THRU 12/31/09	ENCUMBERED THRU 12/31/09	REMAINING ON 12/31/09	PERCENT REMAINING
514 01							
514 CEDAR ALTERNATIVE	1,722,151.41	1,813,398	118,270.13	612,836.05	32,519.56	1,168,042.39	64.41 %
516 ANTHONY LEWIS CENTER	34,977.17	43,614	3,450.23	14,985.88	213.69	28,414.43	65.14 %
520 OPTIONS TREATMENT CENTER	34,958.52	43,614	3,601.41	14,963.10	82.41	28,568.49	65.50 %
530 SUMMER ESY K-12 STRETCH PROG	79,653.14	10,613	567.90	69,350.63		58,737.63	553.44-%
** TOTAL ORG SERIES: 500-599 COMMUNITY SERVICE	3,831,965.31	3,725,348	281,078.16	1,407,070.50	36,505.23	2,281,772.27	61.24 %
701 ST JOHN'S	14,535.93	28,333	3,597.72	10,109.89		18,223.11	64.31 %
** TOTAL ORG SERIES: 700-799 NONPUBLIC SCHOOL	14,535.93	28,333	3,597.72	10,109.89		18,223.11	64.31 %
*** 01 GENERAL	116,605,174.63	108,093,760	8,366,321.56	41,091,001.06	370,307.79	66,632,451.15	61.64 %
2005 DISTRICTWIDE	1,114,377.57	815,601	208,818.84	420,068.52	2,295.01	393,237.47	48.21 %
014 BURNSVILLE SR HIGH	665,419.66	720,152	72,869.25	252,594.22		467,557.78	64.92 %
015 METCALF JR HIGH	336,814.53	362,318	31,226.51	128,512.99		233,805.01	64.53 %
066 EAGLE RIDGE JR HIGH	371,728.10	386,399	30,493.00	132,177.87		254,221.13	65.79 %
085 NICOLLET JR HIGH	317,428.27	333,305	22,247.11	109,738.04		223,566.96	67.07 %
** TOTAL ORG SERIES: 000-099 DISTRICT WIDE	2,805,768.13	2,617,775	365,654.71	1,043,091.64	2,295.01	1,572,388.35	60.06 %
482 GIDEON POND ELEMENTARY	184,525.64	188,070	16,160.00	65,355.03		122,714.97	65.24 %
483 EDW NEILL ELEMENTARY	177,295.87	182,988	13,810.98	61,815.87		121,172.13	66.21 %
484 MARION W SAVAGE ELEMENTARY	182,385.12	189,101	16,949.02	69,548.34		119,552.66	63.22 %
485 SIOUX TRAIL ELEMENTARY	169,852.52	175,795	14,033.35	64,694.77		111,100.23	63.19 %

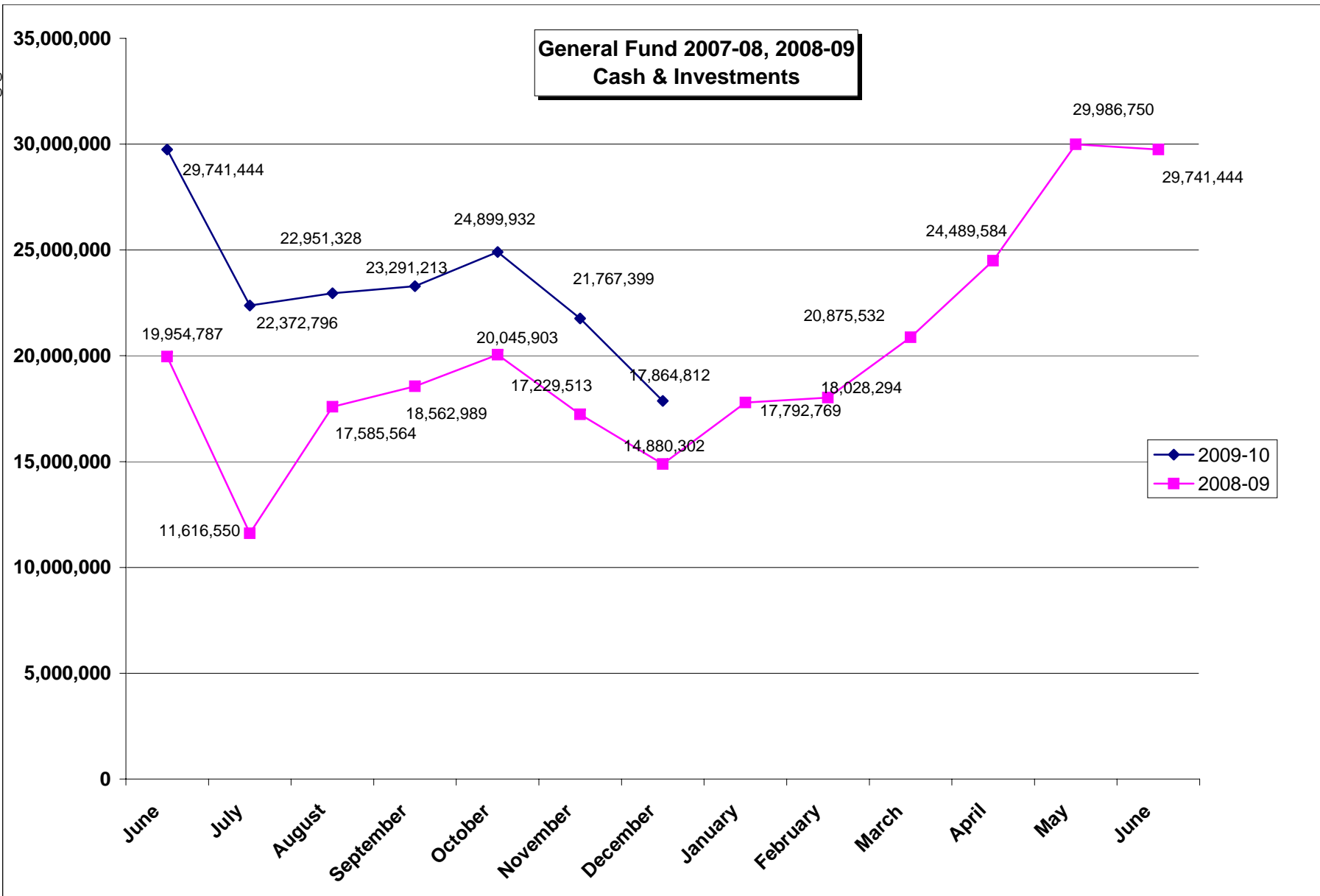
ORG FD	PRIOR YEAR ACTUAL	REVISED BUDGET	12/01/09 12/31/09	FISCAL YEAR 200907 EXPENDED THRU 12/31/09	ENCUMBERED THRU 12/31/09	REMAINING ON 12/31/09	PERCENT REMAINING
486 02							
486 VISTA VIEW ELEMENTARY	188,236.25	190,216	19,369.46	70,550.73		119,665.27	62.91 %
487 BYRNE ELEMENTARY	157,310.45	163,638	17,662.44	65,671.82		97,966.18	59.86 %
488 RAHN ELEMENTARY	157,684.82	160,151	12,450.79	56,353.49		103,797.51	64.81 %
489 SKY OAKS ELEMENTARY	220,742.89	210,330	19,009.09	105,536.28		104,793.72	49.82 %
490 HIDDEN VALLEY ELEMENTARY	221,267.39	246,242	22,141.63	82,834.42		163,407.58	66.36 %
491 HARRIET BISHOP ELEMENTARY	208,596.31	223,194	18,788.88	80,563.22		142,630.78	63.90 %
** TOTAL ORG SERIES: 400-499 UNDEFINED ORG SERIES	1,867,897.26	1,929,725	170,375.64	722,923.97		1,206,801.03	62.53 %
*** 02 FOOD SERVICE	4,673,665.39	4,547,500	536,030.35	1,766,015.61	2,295.01	2,779,189.38	61.11 %
204 005 DISTRICTWIDE	5,625,730.65	6,150,218	1,137,301.51	1,862,273.59		4,287,944.41	69.72 %
** TOTAL ORG SERIES: 000-099 DISTRICT WIDE	5,625,730.65	6,150,218	1,137,301.51	1,862,273.59		4,287,944.41	69.72 %
*** 03 TRANSPORTATION	5,625,730.65	6,150,218	1,137,301.51	1,862,273.59		4,287,944.41	69.72 %
005 DISTRICTWIDE	660,020.77	0	0.00	0.00		0.00	0.00 %
008 DIAMONDHEAD	0.00	0	4,995.66	28,302.22		28,302.22-	0.00 %
014 BURNSVILLE SR HIGH	65,762.88	36,428	0.00	34,659.96		1,768.04	4.85 %
** TOTAL ORG SERIES: 000-099 DISTRICT WIDE	725,783.65	36,428	4,995.66	62,962.18		26,534.18-	72.84-%
482 GIDEON POND ELEMENTARY	130,552.79	32,300	4,519.86	14,212.28		18,087.72	55.99 %
483 EDW NEILL ELEMENTARY	97,245.55	53,714	4,365.98	19,348.98		34,365.02	63.97 %
484 MARION W SAVAGE ELEMENTARY	117,257.10	52,292	4,281.65	18,851.00		33,441.00	63.95 %
485 SIOUX TRAIL ELEMENTARY	189,785.65	296,408	21,368.61	146,456.03		149,951.97	50.58 %

ORG FD	PRIOR YEAR ACTUAL	REVISED BUDGET	12/01/09 12/31/09	FISCAL YEAR 200907 EXPENDED THRU 12/31/09	ENCUMBERED THRU 12/31/09	REMAINING ON 12/31/09	PERCENT REMAINING
486 04							
486 VISTA VIEW ELEMENTARY	214,206.08	278,912	25,509.42	119,055.01		159,856.99	57.31 %
487 BYRNE ELEMENTARY	139,012.08	40,249	6,113.10	23,021.28		17,227.72	42.80 %
488 RAHN ELEMENTARY	183,704.45	160,926	7,149.49	28,635.46		132,290.54	82.20 %
489 SKY OAKS ELEMENTARY	249,510.95	357,784	27,760.81	167,436.66		190,347.34	53.20 %
490 HIDDEN VALLEY ELEMENTARY	259,958.39	243,885	19,757.50	161,467.65		82,417.35	33.79 %
491 HARRIET BISHOP ELEMENTARY	235,486.29	286,790	21,007.52	142,471.75		144,318.25	50.32 %
** TOTAL ORG SERIES: 400-499 UNDEFINED ORG SERIES	1,816,719.33	1,803,260	141,833.94	840,956.10		962,303.90	53.36 %
2500 ABE - AREA LEARNING CENTER	4,744,965.53	4,822,972	400,616.04	2,151,187.16	2,863.71	2,668,921.13	55.33 %
** TOTAL ORG SERIES: 500-599 COMMUNITY SERVICE	4,744,965.53	4,822,972	400,616.04	2,151,187.16	2,863.71	2,668,921.13	55.33 %
701 ST JOHN'S	102,498.48	108,775	4,914.62	25,795.54	105.92	82,873.54	76.18 %
704 TESSERACT SCHOOL	5,601.26	5,000	936.76	936.76		4,063.24	81.26 %
799 HOME SCHOOLS	5,414.25	7,500	0.00	2,724.40		4,775.60	63.67 %
** TOTAL ORG SERIES: 700-799 NONPUBLIC SCHOOL	113,513.99	121,275	5,851.38	29,456.70	105.92	91,712.38	75.62 %
*** 04 COMMUNITY SERVICE	7,400,982.50	6,783,935	553,297.02	3,084,562.14	2,969.63	3,696,403.23	54.48 %
005 DISTRICTWIDE	0.00	0	8,331.97	115,519.92	712.00	116,231.92-	0.00 %
006 ADMIN BLDG	0.00	0	0.00	20,557.00		20,557.00-	0.00 %
014 BURNSVILLE SR HIGH	4,468,365.39	6,390,041	100,772.15	4,514,114.60	2,430.00	1,873,496.40	29.31 %
015 METCALF JR HIGH	2,542,211.04	6,056,455	17,429.05	4,318,068.55	62,726.51	1,675,659.94	27.66 %

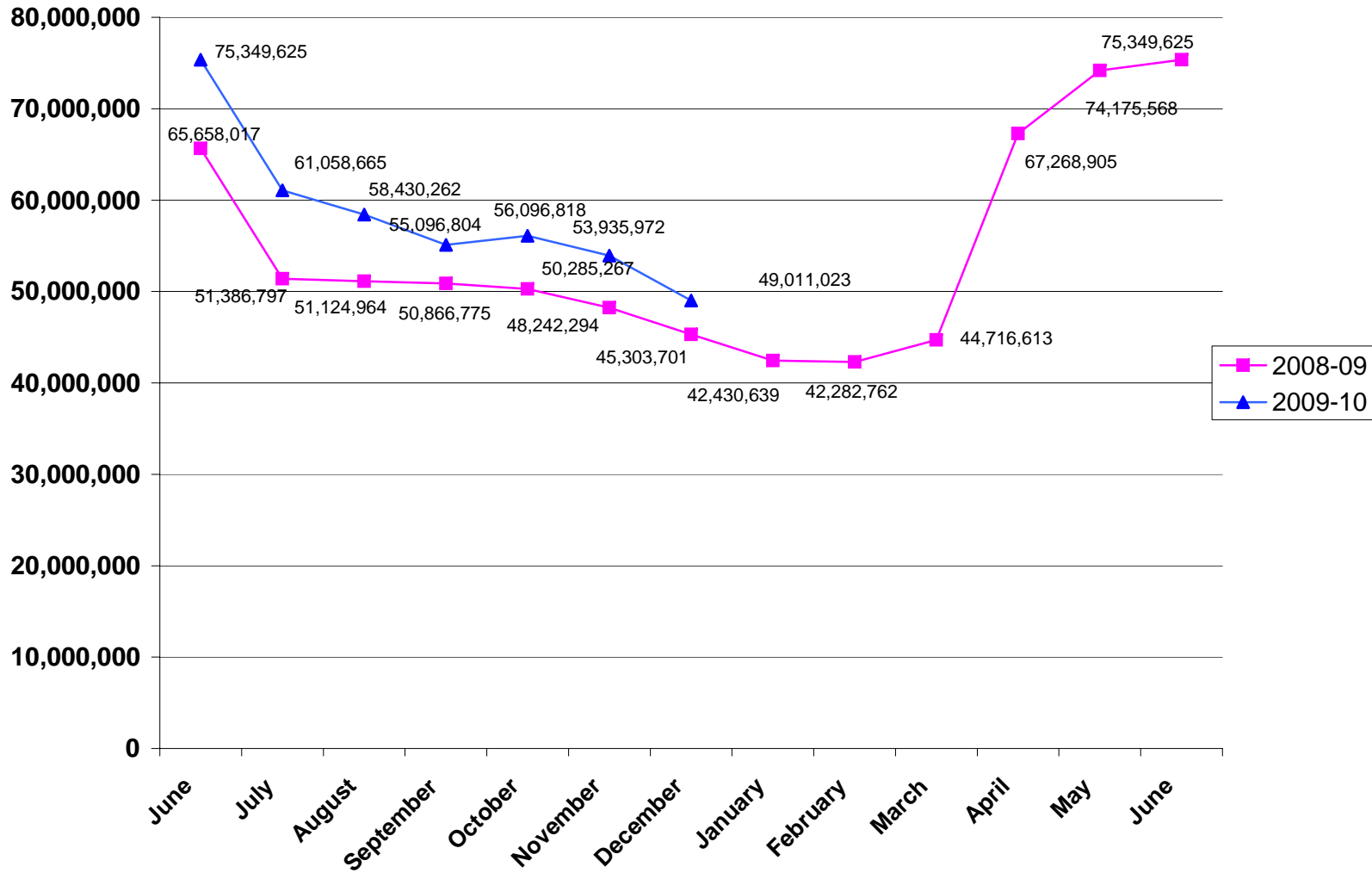
ORG FD	PRIOR YEAR ACTUAL	REVISED BUDGET	12/01/09 12/31/09	FISCAL YEAR 200907 EXPENDED THRU 12/31/09	ENCUMBERED THRU 12/31/09	REMAINING ON 12/31/09	PERCENT REMAINING
066 06							
066 EAGLE RIDGE JR HIGH	18,538.00	0	0.00	0.00		0.00	0.00 %
** TOTAL ORG SERIES: 000-099 DISTRICT WIDE	7,029,114.43	12,446,496	126,533.17	8,968,260.07	65,868.51	3,412,367.42	27.41 %
482 GIDEON POND ELEMENTARY	1,647,490.44	0	0.00	751.00		751.00-	0.00 %
483 EDW NEILL ELEMENTARY	2,039,613.58	0	1,092.09	8,472.53	768.00	9,240.53-	0.00 %
484 MARION W SAVAGE ELEMENTARY	586,083.22	148,962	222.13	98,354.89		50,607.11	33.97 %
486 VISTA VIEW ELEMENTARY	1,373,768.57	0	0.00	15,661.00		15,661.00-	0.00 %
487 BYRNE ELEMENTARY	235,423.43	0	0.00	0.00		0.00	0.00 %
206 488 RAHN ELEMENTARY	29,693.63	378,000	261.90	239,350.28		138,649.72	36.67 %
489 SKY OAKS ELEMENTARY	32,917.74	1,085,353	0.00	0.00		1,085,353.00	100.00 %
490 HIDDEN VALLEY ELEMENTARY	23,058.37	141,269	55,630.40	138,902.73		2,366.27	1.67 %
491 HARRIET BISHOP ELEMENTARY	13,785.52	0	0.00	0.00		0.00	0.00 %
** TOTAL ORG SERIES: 400-499 UNDEFINED ORG SERIES	5,981,834.50	1,753,584	57,206.52	501,492.43	768.00	1,251,323.57	71.35 %
514 CEDAR ALTERNATIVE	3,478,461.33	0	119,823.86	144,807.62	5,100.00	149,907.62-	0.00 %
** TOTAL ORG SERIES: 500-599 COMMUNITY SERVICE	3,478,461.33	0	119,823.86	144,807.62	5,100.00	149,907.62-	0.00 %
*** 06 CAPITAL PROJECTS	16,489,410.26	14,200,080	303,563.55	9,614,560.12	71,736.51	4,513,783.37	31.78 %
005 DISTRICTWIDE	6,754,065.83	7,775,172	0.00	1,619,741.26		6,155,430.74	79.16 %
** TOTAL ORG SERIES: 000-099 DISTRICT WIDE	6,754,065.83	7,775,172	0.00	1,619,741.26		6,155,430.74	79.16 %
*** 07 DEBT SERVICE	6,754,065.83	7,775,172	0.00	1,619,741.26		6,155,430.74	79.16 %
005 DISTRICTWIDE	854,633.67	925,000	84,649.74	431,268.37		493,731.63	53.37 %
** TOTAL ORG SERIES: 000-099 DISTRICT WIDE	854,633.67	925,000	84,649.74	431,268.37		493,731.63	53.37 %
*** 08 FLEX BENEFIT FUND	854,633.67	925,000	84,649.74	431,268.37		493,731.63	53.37 %

ORG FD	PRIOR YEAR ACTUAL	REVISED BUDGET	12/01/09 12/31/09	FISCAL YEAR 200907 EXPENDED THRU 12/31/09	ENCUMBERED THRU 12/31/09	REMAINING ON 12/31/09	PERCENT REMAINING
300 09							
300 SECONDARY SERVICES	47,589.50	42,000	1,000.00	15,966.25		26,033.75	61.98 %
** TOTAL ORG SERIES: 300-399	47,589.50	42,000	1,000.00	15,966.25		26,033.75	61.98 %
SECONDARY SERVICES							
*** 09 SCHOLARSHIP FUND	47,589.50	42,000	1,000.00	15,966.25		26,033.75	61.98 %
005 DISTRICTWIDE	93,885.24	111,872	8,417.54	33,670.16		78,201.84	69.90 %
** TOTAL ORG SERIES: 000-099	93,885.24	111,872	8,417.54	33,670.16		78,201.84	69.90 %
DISTRICT WIDE							
*** 10 PRIN EARLY RET INS FUND	93,885.24	111,872	8,417.54	33,670.16		78,201.84	69.90 %
008 CAFE	0.00	0	9,206.61	19,563.35		19,563.35-	0.00 %
** TOTAL ORG SERIES: 000-099	0.00	0	9,206.61	19,563.35		19,563.35-	0.00 %
DISTRICT WIDE							
*** 15 CAFE	0.00	0	9,206.61	19,563.35		19,563.35-	0.00 %
005 DISTRICTWIDE	897,038.47	900,000	76,771.24	481,523.42		418,476.58	46.49 %
** TOTAL ORG SERIES: 000-099	897,038.47	900,000	76,771.24	481,523.42		418,476.58	46.49 %
DISTRICT WIDE							
*** 20 ISF - DENTAL	897,038.47	900,000	76,771.24	481,523.42		418,476.58	46.49 %
005 DISTRICTWIDE	225,732.63	1,882,434	0.00	118,444.76		1,763,989.24	93.70 %
** TOTAL ORG SERIES: 000-099	225,732.63	1,882,434	0.00	118,444.76		1,763,989.24	93.70 %
DISTRICT WIDE							
*** 21 ISF - POST RETIREMENT BENEFIT	225,732.63	1,882,434	0.00	118,444.76		1,763,989.24	93.70 %
005 DISTRICTWIDE	2,595,313.32	0	0.00	0.00		0.00	0.00 %
** TOTAL ORG SERIES: 000-099	2,595,313.32	0	0.00	0.00		0.00	0.00 %
DISTRICT WIDE							
*** 22 ISF - HEALTH SELECT 105	2,595,313.32	0	0.00	0.00		0.00	0.00 %
005 <DESC. NOT FOUND>	1,960,918.60	0	118,314.24	237,935.05		237,935.05-	0.00 %
** TOTAL ORG SERIES: 000-099	1,960,918.60	0	118,314.24	237,935.05		237,935.05-	0.00 %
DISTRICT WIDE							
*** 25 OPEB REVOCABLE TRUST	1,960,918.60	0	118,314.24	237,935.05		237,935.05-	0.00 %
*** REPORT TOTALS:	164,224,140.69	151,411,971	11,194,873.36	60,376,525.14	447,308.94	90,588,136.92	59.82 %

207

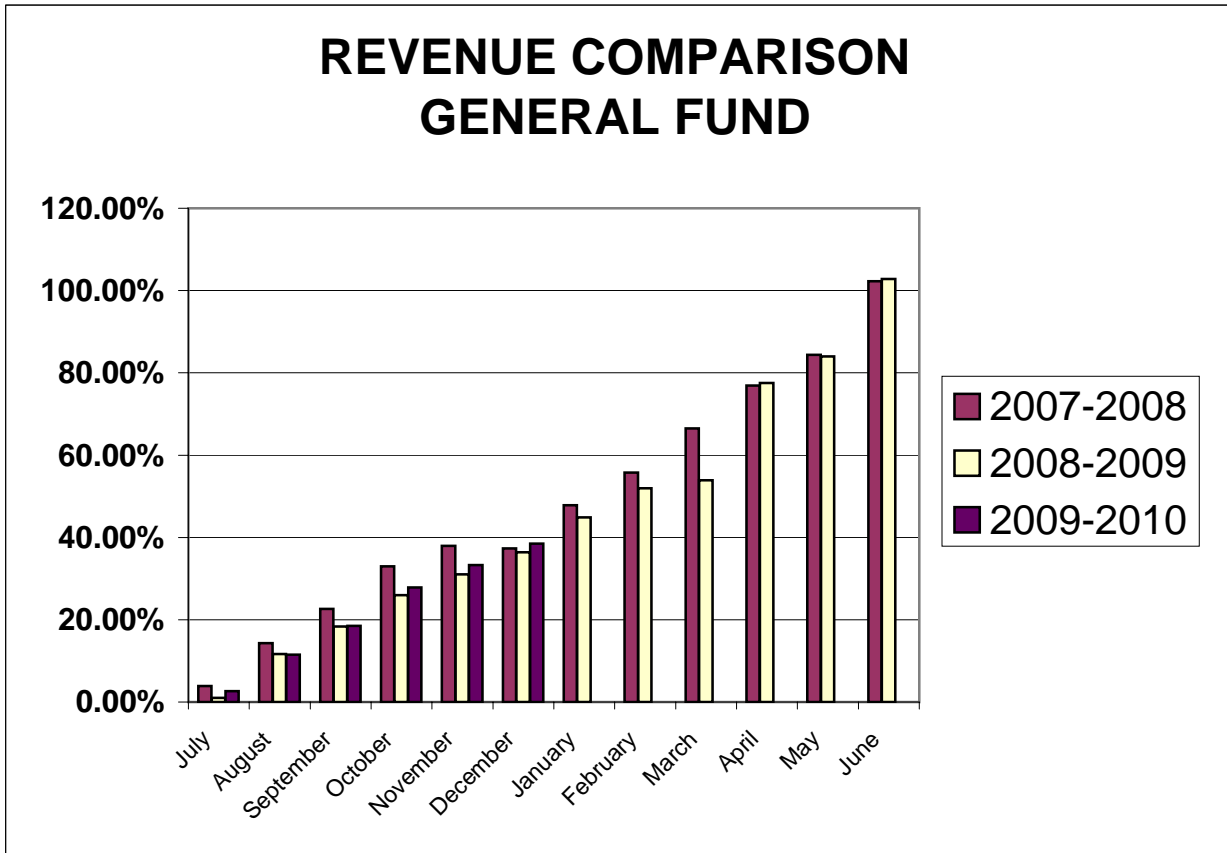


**All Funds
2007-08, 2008-09 Cash & Investments**



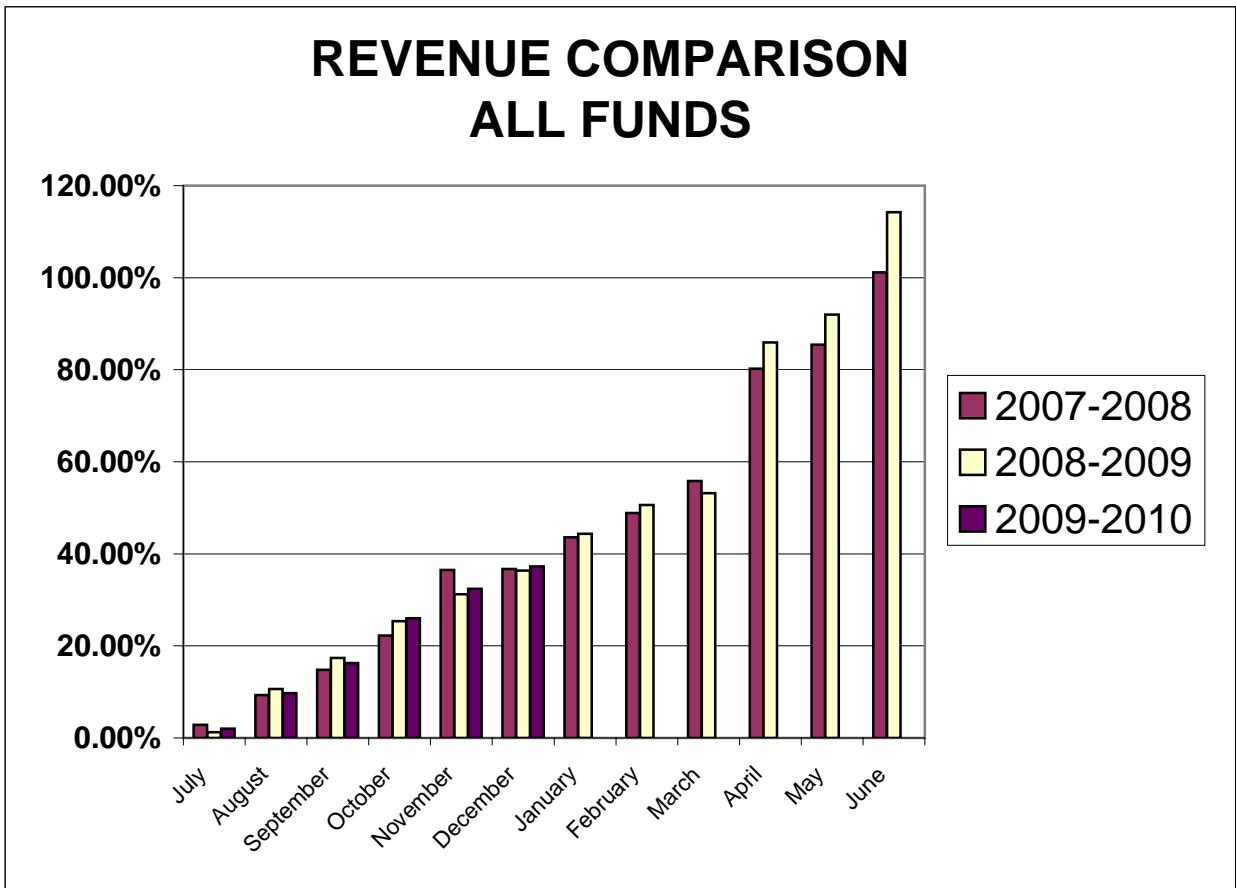
**REVENUE COMPARISON
GENERAL FUND**

	2007-2008		2008-2009		2009-2010	
	\$ Year-to-Date	% of Budget	\$ Year-to-Date	% of Budget	\$ Year-to-Date	% of Budget
July	3,965,884	3.89%	1,296,759	1.01%	2,871,521	2.68%
August	14,620,377	14.32%	14,958,823	11.66%	12,347,748	11.52%
September	23,105,183	22.63%	23,539,868	18.35%	19,851,576	18.52%
October	33,643,143	32.96%	33,283,925	25.95%	29,813,213	27.81%
November	38,728,997	37.94%	39,845,301	31.06%	35,667,576	33.27%
December	38,115,165	37.34%	46,642,783	36.36%	41,257,584	38.48%
January	48,850,742	47.86%	57,524,506	44.85%		
February	56,932,960	55.77%	66,613,832	51.93%		
March	67,907,516	66.52%	69,154,793	53.92%		
April	78,530,394	76.93%	99,417,567	77.51%		
May	86,147,641	84.39%	107,746,997	84.00%		
June	104,438,364	102.30%	131,901,250	102.83%		
BUDGET	102,079,800	100.00%	128,265,475	100.00%	107,211,600	100.00%



**REVENUE COMPARISON
ALL FUNDS**

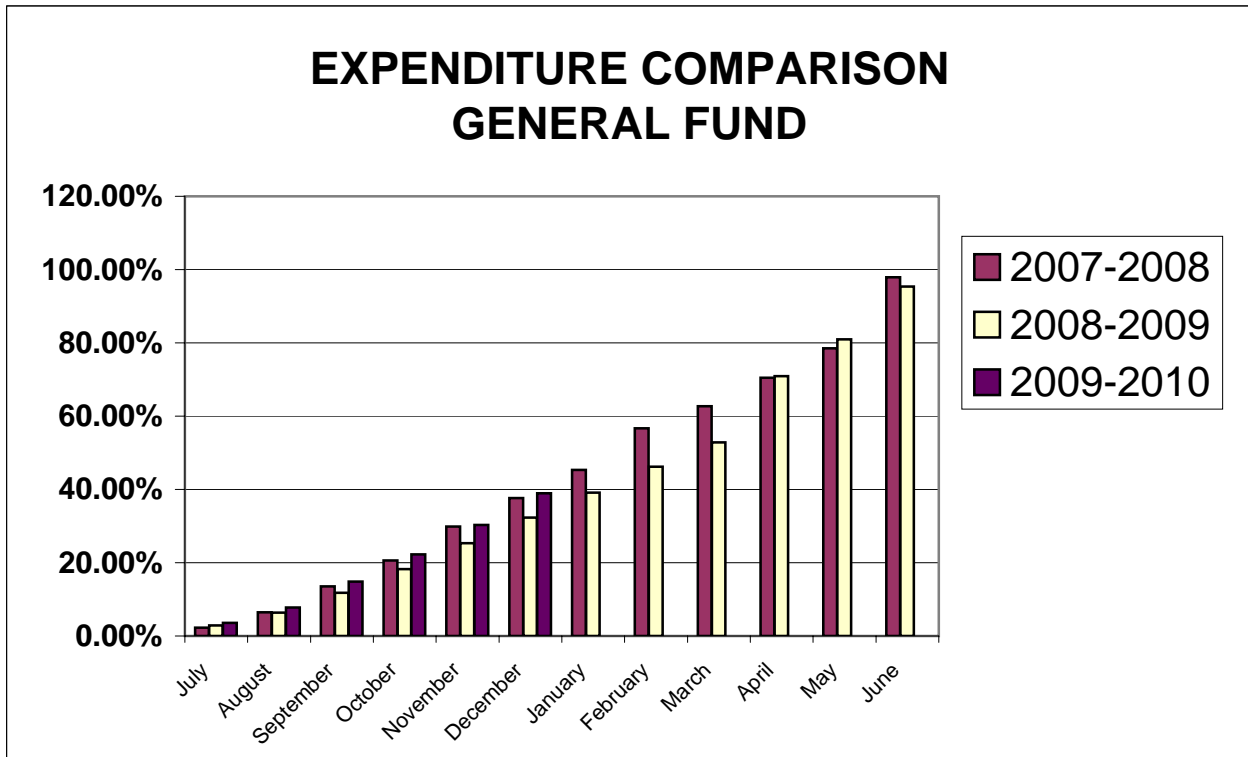
	2007-2008		2008-2009		2009-2010	
	\$	%	\$	%	\$	%
	Year-to-Date	of Budget	Year-to-Date	of Budget	Year-to-Date	of Budget
July	4,879,412	2.82%	1,858,832	1.22%	2,664,432	2.03%
August	16,136,078	9.32%	16,247,032	10.62%	12,740,367	9.72%
September	25,660,091	14.82%	26,539,157	17.35%	21,310,025	16.26%
October	38,497,721	22.23%	38,762,224	25.35%	34,096,925	26.01%
November	63,258,817	36.53%	47,784,521	31.25%	42,519,169	32.43%
December	63,627,793	36.74%	55,596,293	36.36%	48,868,132	37.28%
January	75,536,873	43.62%	67,807,260	44.34%		
February	84,675,831	48.89%	77,436,435	50.64%		
March	96,704,153	55.84%	81,353,289	53.20%		
April	138,905,413	80.21%	131,397,074	85.92%		
May	147,956,331	85.44%	140,703,112	92.01%		
June	175,138,206	101.13%	174,665,508	114.22%		
BUDGET	173,179,535	100.00%	152,920,964	100.00%	131,093,621	100.00%



**EXPENDITURE COMPARISON
GENERAL FUND**

	2007-2008		2008-2009		2009-2010	
	\$ Year-to-Date	% of Budget	\$ Year-to-Date	% of Budget	\$ Year-to-Date	% of Budget
July	2,338,615	2.24%	3,698,233	2.89%	3,991,603	3.62%
August	6,722,861	6.43%	8,137,409	6.35%	8,598,373	7.79%
September	14,151,622	13.55%	15,133,822	11.81%	16,345,602	14.81%
October	21,512,539	20.59%	23,380,076	18.25%	24,614,501	22.30%
November	31,207,244	29.87%	32,450,703	25.33%	33,449,701	30.31%
December	39,350,313	37.66%	41,448,779	32.35%	42,953,275	38.92%
January	47,354,070	45.33%	50,107,345	39.11%		
February	56,866,732	56.70%	59,242,188	46.24%		
March	65,561,931	62.75%	67,719,897	52.85%		
April	73,615,536	70.46%	90,881,891	70.94%		
May	82,000,981	78.49%	103,699,855	80.94%		
June	102,264,853	97.88%	122,230,905	95.41%		
BUDGET	104,476,389	100.00%	128,116,873	100.00%	110,368,169	100.00%

Does not include encumbrances (unpaid open purchase orders)
Combines General and Transportation from reports



**EXPENDITURE COMPARISON
ALL FUNDS**

	2007-2008		2008-2009		2009-2010	
	\$	%	\$	%	\$	%
	Year-to-Date	of Budget	Year-to-Date	of Budget	Year-to-Date	of Budget
July	4,046,490	2.63%	5,521,224	3.35%	6,321,339	4.28%
August	11,356,404	7.38%	16,467,956	9.99%	14,393,486	9.76%
September	23,836,305	15.49%	25,607,012	15.53%	27,125,784	18.39%
October	33,684,986	21.89%	38,425,616	23.30%	38,667,515	26.21%
November	45,346,447	29.46%	49,093,080	30.26%	49,181,701	33.34%
December	54,964,409	35.71%	59,673,298	36.19%	60,376,525	40.92%
January	66,498,539	43.21%	75,425,616	45.74%		
February	96,984,963	63.02%	85,873,860	52.08%		
March	107,312,321	69.73%	95,776,076	58.09%		
April	116,742,715	75.86%	124,380,103	75.43%		
May	126,696,524	82.32%	134,305,443	81.45%		
June	156,427,616	101.64%	163,245,778	99.00%		
BUDGET	153,900,935	100.00%	164,888,551	100.00%	147,536,162	100.00%

Does not include encumbrances (unpaid open purchase orders)

