Sterling Public Schools
Board Of Education Agenda- Regular Meeting
Sterling Public Schools Library, 400 S. Tiger Blvd., Sterling, OK 73567
Monday, November 9, 2026 at 7:00 PM

AGENDA

1. Roll call and call to order.

2. Pledge of Allegiance - Trent Parrish.

3. Discussion/Approval Items

    1. Consent agenda: All of the following items, which concern reports and items of a routine nature normally approved, will be approved by one vote, unless any board member desires to have a separate vote on any or all of these items. The consent agenda consists of the discussion, consideration, and approval of the following items:

        1. Approve minutes of the October 13, 2025 regular meeting.

        2. Approve financial statements from 10-1-2026 through 10-31-2026

            General Fund $775875.11
            Bldg Fund 127892.04
            Sinking Fund $10101.69
            Activity Fund $207670.77

        3. Approve encumbrances and payments for the following funds: General, Building, and any change order list.

            GENERAL FUND PO #138 $91.50
            GENERAL FUND WARRANTS #227-#337 $321643.93
            BUILDING FUND WARRANTS #13 - #19 $27263.37
            BUILDING FUND PO #31 $20000.00

        4. Approve transfers within activity account.

        5. Discussion and vote to approve the fundraiser list for activity funds.

        6. Approve activity accounts from 10-1-2026 through 10-31-2026.

        7. Discussion and possible vote to approve the
            School Operational Budget and Estimate of Needs for 2026-2027.

        8. Discussion and possible vote to declare 58 iPads and Bus #4 as surplus.

    2. Discussion and possible vote to approve policy FFG (Reporting suspected child abuse and/or neglect.)

4. Superintendent's report — ACT Scores and College Readiness — School Report Card — SRO Grant - Bond Progress

5. New Business

6. Adjourn

This agenda was posted at the superintendent's office door and the west entrance/ high school principal's office entrance of the high school building not later than 3:20 p.m.
_____,20____

_____
Trent Parrish, Superintendent

Board Of Education Agenda- Regular Meeting

Tuesday, October 13, 2026 7:00 PM

Sterling Public Schools Library, 400 S. Tiger Blvd., Sterling, OK 73567

Attendance Taken at 6:59 PM.

Jennifer Alford:	Present
Mallory Geiger:	Present
John Hergenrether:	Present
Jeff Milam:	Present
Candra Turpin:	Absent

Present: 4, Absent: 1.

1. Roll call and call to order.

2. Pledge of Allegiance

3. Discussion/Approval Items

3.1. Consent agenda: All of the following items, which concern reports and items of a routine nature normally approved, will be approved by one vote, unless any board member desires to have a separate vote on any or all of these items. The consent agenda consists of the discussion, consideration, and approval of the following items:
Motion to approve the consent agenda Passed with a motion by John Hergenrether and a second by Mallory Geiger.
Candra Turpin: Absent, Jennifer Alford: Yea, Mallory Geiger: Yea, John Hergenrether: Yea, Jeff Milam: Yea
Yea: 4, Nay: 0, Absent: 1

3.1.1. Approve minutes of the September 15th, 2026, and October 7th, 2026, board meetings.

3.1.2. Approve purchase orders and warrants for the following funds: general, building, sinking, and any change order list.

General Fund: PO #134 - #137 In the amount of $1626.50
General Fund: Warrant #112 - 226 In the amount of $335852.01
Building Fund: PO # -
Building Fund: Warrant #10 - #12 In the amount of $4988.05

3.1.3. Approve financial statements for 9/1/2026 through 9/30/2026

General Fund $851959.74
Bldg Fund $154874.95

Sinking Fund $10038.66
Activity Fund $188011.36

3.1.4. Approve transfers within activity account.

3.1.5. Discussion and possible vote to approve activity fund revenues and expenditures

3.1.6. Approve activity accounts for 9/1/2026 through 9/30/2026.

3.1.7. Discussion and possible vote to approve transcribing on all student records, math, and science courses taught at Great Plains Technology Center that align with the academic rigor of math and science courses taught at Sterling Public Schools.

3.1.8. Discussion and possible vote to approve the Regular School Board Meeting Dates for 2027.

3.1.9. Discussion and possible vote to approve the Annual Election Resolution.

3.1.10. Discussion and possible vote to elect or not elect the following as new members of the board of directors of the Oklahoma Public School Investment Interlocal Cooperative (55K001):
Chad Hance: Position No.4
Channa Byerly: Position No.6
Ryan Spilman: Position No. 7
Shawn Hime: Position No. 11
Rick Gowin: Position No. 14

3.1.11. Discussion and possible vote to approve the contract with Municipal Accounting Systems in the amount of $6040.46 for the business manager accounting software agreement, and $4815.28 for the student accounting software agreement for the 2026-2027 school year.

3.1.12. Discussion and possible vote to approve the following adjunct teacher.
Jeff Walker as an adjunct teacher teaching 6652 class code 5731(Modern World History)

4. Administrative reports.

5. Superintendent Report - Dropout Report - HVAC Savings - Construction Manager

6. New Business

7. Adjourned at 7:40 pm

_____

Chairperson

_____

Superintendent

TREASURER'S CASH BALANCES
AS OF OCTOBER 31,2026

FNB OF FLETCHER

CHECKING .40			
	ACTIVITY FUND	$207,670.77	
	GENERAL FUND	$675,875.11	
	BUILDING FUND	$127,892.04	
	SINKING FUND	$10,101.69	
			$1,021,539.61
CD	GENERAL FUND	$100,000.00	
	BUILDING FUND	$0.00	
			$100,000.00
	TOTAL CASH @ FNB OF FLETCHER		**$1,121,539.61**
	TOTAL PLEDGES AS OF 10/31/2026		1,938,282.89

	10/31/2025	10/31/2026	+/-
GENERAL FUND	$734,741.86	**$775,875.11**	$41,133.25
BUILDING FUND	$97,407.21	**$127,892.04**	$30,484.83
SINKING FUND	$6,257.72	**$10,101.69**	$3,843.97
ACTIVITY FUND	$142,349.94	**$207,670.77**	$65,320.83
	$980,756.73	**$1,121,539.61**	

Sterling Schools

Cash Balances

Options: Fiscal Years: 2026,2027, Funds: 11,21,41, As Of Date: 10/31/2026, Account Types: All

Cash By Account and Fund

AC	0101	BANK ACCOUNT				
	2026	11	GEN FUND-FOR OP			$599,773.72
	2026	21	Building			$138,854.84
	2026	41	Sinking			$79,440.20
	2027	11	GEN FUND-FOR OP			$76,101.39
	2027	21	Building			($10,962.80)
	2027	41	Sinking			($69,338.51)
				Total AC	0101	$813,868.84
AI	0102	FNB FLETCHER/ACTIVITY FUND CD				
	2026	11	GEN FUND-FOR OP			$100,000.00
	2026	21	Building			$100,000.00
	2027	11	GEN FUND-FOR OP			$0.00
	2027	21	Building			($100,000.00)
				Total AI	0102	$100,000.00
						$913,868.84

Cash By Fund

2026	11	GEN FUND-FOR OP	$699,773.72
2026	21	Building	$238,854.84
2026	41	Sinking	$79,440.20
2027	11	GEN FUND-FOR OP	$76,101.39
2027	21	Building	($110,962.80)
2027	41	Sinking	($69,338.51)
			$913,868.84

Sterling Schools

Revenue Analysis

Options: Type of Revenue: Estimated, As Of Date: 10/31/2026

	Estimated Revenue	Revenue Collected	Revenue Receivable	Unappropriated Receipts	% Rev Collected	Current Month
Fund - 11 GEN FUND-FOR OP						
Series - 1000						
Source - 1110 AD VALOREM TAX LEVY (CURRENT)	$0.00	$5,779.51	$0.00	$5,779.51	N/A	$0.00
Source - 1120 AD VALOREM TAX LEVY (PR.YRS)	$0.00	$15,890.68	$0.00	$15,890.68	N/A	$290.63
Source - 1130 REVENUE IN LIEU OF TAXES	$0.00	$139.82	$0.00	$139.82	N/A	$0.00
Source - 1310 INTEREST EARNINGS	$0.00	$3,949.68	$0.00	$3,949.68	N/A	$592.79
Source - 1350 INTEREST ON TAXES	$0.00	$2.76	$0.00	$2.76	N/A	$0.76
Source - 1410 RENTAL OF SCHOOL FACILITIES	$0.00	$500.00	$0.00	$500.00	N/A	$150.00
Source - 1530 DAMAGES TO SCHOOL PROPERTY	$0.00	$25.00	$0.00	$25.00	N/A	$25.00
Source - 1590 MISCELLANEOUS REIMBURSEMENTS	$0.00	$211.53	$0.00	$211.53	N/A	$175.53
Source - 1610 CONTRIBUTIONS/DONATIONS-PRIV.	$0.00	$50.00	$0.00	$50.00	N/A	$0.00
Source - 1660 MINERAL ROYALTIES/LEASE REV.	$0.00	$100.07	$0.00	$100.07	N/A	$0.00
Source - 1710 STUDENTS' LUNCHES	$0.00	$10,652.35	$0.00	$10,652.35	N/A	$2,970.00
Source - 1730 ADULT LUNCHES/BREAKFASTS	$0.00	$955.06	$0.00	$955.06	N/A	$521.75
Source - 1790 OTHER DIST.REVENUE (CHILD NUT)	$0.00	$188.28	$0.00	$188.28	N/A	$49.44
Series - 1000 Total	**$0.00**	**$38,444.74**	**$0.00**	**$38,444.74**	**N/A**	**$4,775.90**
Series - 2000						
Source - 2100 COUNTY 4 MILL AD VALOREM TAX	$0.00	$2,779.96	$0.00	$2,779.96	N/A	$81.02
Source - 2200 COUNTY APPORT. (MORTGAGE TAX)	$0.00	$3,690.95	$0.00	$3,690.95	N/A	$804.74
Source - 2300 RESALE OF PROPERTY FUND DIST.	$0.00	$4,767.96	$0.00	$4,767.96	N/A	$0.00
Series - 2000 Total	**$0.00**	**$11,238.87**	**$0.00**	**$11,238.87**	**N/A**	**$885.76**
Series - 3000						
Source - 3110 GROSS PRODUCTION TAX	$0.00	$130.12	$0.00	$130.12	N/A	$36.70
Source - 3120 MOTOR VEHICLE COLLECTIONS	$0.00	$43,820.37	$0.00	$43,820.37	N/A	$14,285.07
Source - 3130 RURAL ELECTRIC COOP.TAX	$0.00	$34,333.76	$0.00	$34,333.76	N/A	$9,767.23
Source - 3140 STATE SCHOOL LAND EARNINGS	$0.00	$19,431.23	$0.00	$19,431.23	N/A	$5,116.18
Source - 3150 VEHICLE TAX STAMPS	$0.00	$367.05	$0.00	$367.05	N/A	$11.45
Source - 3210 FOUNDATION AND SALARY INCEN.	$0.00	$502,954.93	$0.00	$502,954.93	N/A	$167,651.64
Source - 3250 EDUCATION FLEX.BENEFIT ALLOW.	$0.00	$86,992.51	$0.00	$86,992.51	N/A	$28,997.51
Source - 3420 STATE TEXTBOOK	$0.00	$20,765.87	$0.00	$20,765.87	N/A	$0.00
Source - 3436 SCHOOL RESOURCE OFFICER PGM	$0.00	$24,953.79	$0.00	$24,953.79	N/A	$8,317.93
Source - 3610 ADDITIONAL HOMESTEAD REIM.	$0.00	$10,368.28	$0.00	$10,368.28	N/A	$0.00
Source - 3811 COMP. HS VOC. SALARY REIM.	$0.00	$2,080.00	$0.00	$2,080.00	N/A	$0.00
Source - 3812 VOC. PROG. INCENTIVE ASSIST.	$0.00	$5,250.00	$0.00	$5,250.00	N/A	$0.00
Series - 3000 Total	**$0.00**	**$751,447.91**	**$0.00**	**$751,447.91**	**N/A**	**$234,183.71**
Series - 4000						

Sterling Schools

Revenue Analysis

Options: Type of Revenue: Estimated, As Of Date: 10/31/2026

	Estimated Revenue	Revenue Collected	Revenue Receivable	Unappropriated Receipts	% Rev Collected	Current Month
Source - 4140 TITLE VII INDIAN EDUCATION	$0.00	$207.56	$0.00	$207.56	N/A	$207.56
Source - 4180 TITLE VI SMALL RURAL SCHOOL	$0.00	$30,030.00	$0.00	$30,030.00	N/A	$30,030.00
Source - 4210 TITLE I-BASIC PROGRAM	$0.00	$17,546.29	$0.00	$17,546.29	N/A	$0.00
Source - 4310 INDIV.WITH DISABIL.IDEA --B	$0.00	$23,070.33	$0.00	$23,070.33	N/A	$0.00
Source - 4445 BIPARTISAN SAFER COMM ACT	$0.00	$7,624.17	$0.00	$7,624.17	N/A	$508.66
Source - 4710 LUNCHES	$0.00	$19,961.97	$0.00	$19,961.97	N/A	$10,741.96
Source - 4720 BREAKFASTS	$0.00	$8,837.15	$0.00	$8,837.15	N/A	$4,820.15
Series - 4000 Total	**$0.00**	**$107,277.47**	**$0.00**	**$107,277.47**	**N/A**	**$46,308.33**
Series - 5000						
Source - 5160 ACTIVITY FUND REIMBURSEMENT	$0.00	$15,885.74	$0.00	$15,885.74	N/A	$0.00
Series - 5000 Total	**$0.00**	**$15,885.74**	**$0.00**	**$15,885.74**	**N/A**	**$0.00**
Fund - 11 GEN FUND-FOR OP Total	**$0.00**	**$924,294.73**	**$0.00**	**$924,294.73**	**N/A**	**$286,153.70**

Sterling Schools

Revenue Analysis

Options: Type of Revenue: Estimated, As Of Date: 10/31/2026

	Estimated Revenue	Revenue Collected	Revenue Receivable	Unappropriated Receipts	% Rev Collected	Current Month
Fund - 21 Building						
Series - 1000						
Source - 1110 AD VALOREM TAX LEVY (CURRENT)	$72,069.90	$826.07	$71,243.83	$0.00	1.15%	$0.00
Source - 1120 AD VALOREM TAX LEVY (PR.YRS)	$2,794.06	$2,271.25	$522.81	$0.00	81.29%	$41.55
Source - 1130 REVENUE IN LIEU OF TAXES	$0.00	$19.99	$0.00	$19.99	N/A	$0.00
Source - 1310 INTEREST EARNINGS	$0.00	$2,034.17	$0.00	$2,034.17	N/A	$112.05
Series - 1000 Total	**$74,863.96**	**$5,151.48**	**$71,766.64**	**$2,054.16**	**6.88%**	**$153.60**
Series - 3000						
Source - 3435 REDBUD GRANT	$100,000.00	$0.00	$100,000.00	$0.00	0.00%	$0.00
Source - 3610 ADDITIONAL HOMESTEAD REIM.	$0.00	$1,481.85	$0.00	$1,481.85	N/A	$0.00
Series - 3000 Total	**$100,000.00**	**$1,481.85**	**$100,000.00**	**$1,481.85**	**1.48%**	**$0.00**
Series - 4000						
Source - 4130 TITLE VIII-IMPACT AID	$28,000.00	$0.00	$28,000.00	$0.00	0.00%	$0.00
Series - 4000 Total	**$28,000.00**	**$0.00**	**$28,000.00**	**$0.00**	**0.00%**	**$0.00**
Series - 6000						
Source - 6110 CASH FORWARD-SURPLUS CASH FWD.	$237,075.56	$0.00	$237,075.56	$0.00	0.00%	$0.00
Series - 6000 Total	**$237,075.56**	**$0.00**	**$237,075.56**	**$0.00**	**0.00%**	**$0.00**
Fund - 21 Building Total	**$439,939.52**	**$6,633.33**	**$436,842.20**	**$3,536.01**	**1.51%**	**$153.60**

Sterling Schools

Revenue Analysis

Options: Type of Revenue: Estimated, As Of Date: 10/31/2026

	Estimated Revenue	Revenue Collected	Revenue Receivable	Unappropriated Receipts	% Rev Collected	Current Month
Fund - 41 Sinking						
Series - 1000						
Source - 1110 AD VALOREM TAX LEVY (CURRENT)	$0.00	$889.47	$0.00	$889.47	N/A	$0.00
Source - 1120 AD VALOREM TAX LEVY (PR.YRS)	$0.00	$2,812.79	$0.00	$2,812.79	N/A	$45.94
Source - 1130 REVENUE IN LIEU OF TAXES	$0.00	$21.50	$0.00	$21.50	N/A	$0.00
Source - 1310 INTEREST EARNINGS	$0.00	$32.50	$0.00	$32.50	N/A	$8.86
Series - 1000 Total	**$0.00**	**$3,756.26**	**$0.00**	**$3,756.26**	**N/A**	**$54.80**
Series - 3000						
Source - 3610 ADDITIONAL HOMESTEAD REIM.	$0.00	$1,595.23	$0.00	$1,595.23	N/A	$0.00
Series - 3000 Total	**$0.00**	**$1,595.23**	**$0.00**	**$1,595.23**	**N/A**	**$0.00**
Fund - 41 Sinking Total	**$0.00**	**$5,351.49**	**$0.00**	**$5,351.49**	**N/A**	**$54.80**

Sterling Schools

Revenue Analysis

Options: Type of Revenue: Estimated, As Of Date: 10/31/2026

	Estimated Revenue	Revenue Collected	Revenue Receivable	Unappropriated Receipts	% Rev Collected	Current Month
Fund - 60 SCHOOL ACTIVITY FNDS						
Series - 1000						
Source - 1310 INTEREST EARNINGS	$0.00	$621.89	$0.00	$621.89	N/A	$180.61
Source - 1460 COMMISSIONS	$0.00	$2,103.48	$0.00	$2,103.48	N/A	$1,068.19
Source - 1610 CONTRIBUTIONS/DONATIONS-PRIV.	$0.00	$26,665.22	$0.00	$26,665.22	N/A	$20,220.00
Source - 1810 ADMISSIONS	$0.00	$15,990.00	$0.00	$15,990.00	N/A	$7,205.00
Source - 1850 FEES, PENALTIES, AND FINES	$0.00	$5,500.00	$0.00	$5,500.00	N/A	$275.00
Source - 1880 SUPPLIES & MAT.SOLD TO STUD.	$0.00	$1,030.00	$0.00	$1,030.00	N/A	$450.00
Source - 1910 ADMISSIONS	$0.00	$9,109.35	$0.00	$9,109.35	N/A	$1,013.00
Source - 1920 CONCESSION SALES	$0.00	$20,816.73	$0.00	$20,816.73	N/A	$4,875.85
Source - 1950 RESALE MERCH.(NOT STU. STORE)	$0.00	$88,083.40	$0.00	$88,083.40	N/A	$50,695.92
Source - 1970 STUDENT CLUBS & ORGANIZATIONS	$0.00	$850.00	$0.00	$850.00	N/A	$760.00
Source - 1971 FEES OR DUES	$0.00	$2,744.00	$0.00	$2,744.00	N/A	$288.00
Source - 1990 OTHER SCHOOL ACT.FUND RECEIPTS	$0.00	$4,598.00	$0.00	$4,598.00	N/A	$798.00
Series - 1000 Total	**$0.00**	**$178,112.07**	**$0.00**	**$178,112.07**	**N/A**	**$87,829.57**
Series - 5000						
Source - 5120 CASH OR CHANGE	$0.00	$706.00	$0.00	$706.00	N/A	$500.00
Series - 5000 Total	**$0.00**	**$706.00**	**$0.00**	**$706.00**	**N/A**	**$500.00**
Fund - 60 SCHOOL ACTIVITY FNDS Total	**$0.00**	**$178,818.07**	**$0.00**	**$178,818.07**	**N/A**	**$88,329.57**

Board Meeting Date: NOVEMBER 9, 2026

FY 27 GENERAL FUND

Vote to approve po# 138-138 in the amount of $91.50

Vote to approve warrants #227 thru #337 in the amount of $321643.93

FY 27 BUILDING FUND

Vote to approve po# 31 in the amount of $20000.00

Vote to approve warrants #13 thru #19 in the amount of $27263.37

Sterling Schools

Encumbrance Register

Options: Year: 2026-2027, Date Range: 7/1/2026 - 6/30/2027, PO Range: 138 - 999, Fund(s): GEN FUND-FOR OP, PO Type (s): A, B, P, Q

Fund	PO No	PO Type	Date	Vendor No	Vendor	Description	Amount
11	138	A	11/04/2026	21549	OKLAHOMA ATTORNEY GENERAL	BOND EXAMINATION FEE	91.50

Non-Payroll Total:	**$91.50**
Payroll Total:	**$0.00**
Balance Forward:	**$0.00**
Report Total:	**$91.50**

Sterling Schools

Payment Register

Options: Year: 2026-2027, Fund Account: GEN FUND-FOR OP, Date Range: 10/1/2026 - 10/31/2026, Print Payroll Payments: True, Print Details: False

Year	Fund	No	Date	Vendor	Type	Date Voided	Date Registered	Clearing Date	Clearing No	Amount
2027	11	227	10/06/2026	ADVANCED PEST AND TERMITE, LLC			10/6/2026	10/31/2026	5	$155.00
2027	11	228	10/06/2026	ALLIED LAB, INC.			10/6/2026	10/31/2026	5	$170.00
2027	11	229	10/06/2026	CARLS REFRIGERATION CO. INC.			10/6/2026	10/31/2026	5	$365.00
2027	11	230	10/06/2026	AIMEE CARTER, PT			10/6/2026	10/31/2026	5	$745.30
2027	11	231	10/06/2026	TOMMY GARDNER			10/6/2026	10/31/2026	5	$989.00
2027	11	232	10/06/2026	LAWTON CONSTITUTION			10/6/2026	10/31/2026	5	$139.53
2027	11	233	10/06/2026	RACHEL MATA			10/6/2026	10/31/2026	5	$2,000.00
2027	11	234	10/06/2026	PUBLIC SERVICE CO. OF OKLAHOMA			10/6/2026	10/31/2026	5	$1,905.56
2027	11	235	10/06/2026	ROBERTSON THERAPY SERVICES, LLC			10/6/2026	10/31/2026	5	$541.50
2027	11	236	10/06/2026	KIEL ROWAN			10/6/2026	10/31/2026	5	$44.16
2027	11	237	10/06/2026	SUMMIT UTILITIES OKLAHOMA INC			10/6/2026	10/31/2026	5	$712.98
2027	11	238	10/08/2026	MICHELLE ANDERSON	PD		10/8/2026			$0.00
2027	11	239	10/08/2026	BRETT BAGLEY	PD		10/8/2026			$0.00
2027	11	240	10/08/2026	GINA K BARRETT	PD		10/8/2026			$0.00
2027	11	241	10/08/2026	SHEILA BARTLETT	PD		10/8/2026			$0.00
2027	11	242	10/08/2026	TAMRA BARTLETT	PD		10/8/2026			$0.00
2027	11	243	10/08/2026	KYLEE BIRDWELL	PD		10/8/2026			$0.00
2027	11	244	10/08/2026	MADISON BRADSHAW	PD		10/8/2026			$0.00
2027	11	245	10/08/2026	SARAH BRADSHAW	PD		10/8/2026			$0.00
2027	11	246	10/08/2026	TAYLOR BREAK	PD		10/8/2026			$0.00
2027	11	247	10/08/2026	LETISHA BREAK	PD		10/8/2026			$0.00
2027	11	248	10/08/2026	KELLEY BRIDGES	PD		10/8/2026			$0.00
2027	11	249	10/08/2026	RONITA BRIDGES	PD		10/8/2026			$0.00
2027	11	250	10/08/2026	LACEY CLEMENTS	PD		10/8/2026			$0.00
2027	11	251	10/08/2026	BRITTANY COPELAND	PD		10/8/2026			$0.00
2027	11	252	10/08/2026	ANNA F CURRY	PD		10/8/2026			$0.00
2027	11	253	10/08/2026	MARTIN CURRY	PD		10/8/2026			$0.00
2027	11	254	10/08/2026	RONALD J CURRY	PN		10/8/2026	10/31/2026	5	$110.82
2027	11	255	10/08/2026	STACEY D DAVIS JAY	PD		10/8/2026			$0.00
2027	11	256	10/08/2026	SIERRA DODSON	PD		10/8/2026			$0.00
2027	11	257	10/08/2026	PENNY FASSETT	PD		10/8/2026			$0.00
2027	11	258	10/08/2026	ZOE FOREHAND	PD		10/8/2026			$0.00
2027	11	259	10/08/2026	TASHA GARRETT	PD		10/8/2026			$0.00
2027	11	260	10/08/2026	ASHLEY HALE	PD		10/8/2026			$0.00
2027	11	261	10/08/2026	MALESA HARDZOG	PD		10/8/2026			$0.00
2027	11	262	10/08/2026	JANIE INGRAM	PD		10/8/2026			$0.00
2027	11	263	10/08/2026	RAEGAN J JACKSON	PD		10/8/2026			$0.00
2027	11	264	10/08/2026	CASEY JOHNSON	PD		10/8/2026			$0.00
2027	11	265	10/08/2026	TONYA JORDAN	PD		10/8/2026			$0.00
2027	11	266	10/08/2026	LORI A KING	PD		10/8/2026			$0.00
2027	11	267	10/08/2026	AUTUMN LEE SHADY	PD		10/8/2026			$0.00
2027	11	268	10/08/2026	AMANDA BRIDGES	PD		10/8/2026			$0.00
2027	11	269	10/08/2026	HUNTER MCCLURE	PD		10/8/2026			$0.00
2027	11	270	10/08/2026	MAKENZY SHORTER MCCLURE	PD		10/8/2026			$0.00
2027	11	271	10/08/2026	MARANDA MILAM	PD		10/8/2026			$0.00
2027	11	272	10/08/2026	STEPHANIE MILLER	PD		10/8/2026			$0.00
2027	11	273	10/08/2026	CHANDRA MONROE	PD		10/8/2026			$0.00
2027	11	274	10/08/2026	KIM MOORE	PD		10/8/2026			$0.00
2027	11	275	10/08/2026	MIKE OWENS	PD		10/8/2026			$0.00
2027	11	276	10/08/2026	TRENT PARRISH	PD		10/8/2026			$0.00
2027	11	277	10/08/2026	DEBRA PAYTON	PD		10/8/2026			$0.00
2027	11	278	10/08/2026	MARCELA GAMBOA PUCCIO	PD		10/8/2026			$0.00
2027	11	279	10/08/2026	KIEL ROWAN	PD		10/8/2026			$0.00

Sterling Schools

Payment Register

Options: Year: 2026-2027, Fund Account: GEN FUND-FOR OP, Date Range: 10/1/2026 - 10/31/2026, Print Payroll Payments: True, Print Details: False

Year	Fund	No	Date	Vendor	Type	Date Voided	Date Registered	Clearing Date	Clearing No	Amount
2027	11	280	10/08/2026	BRIEANNA SIVELL	PD		10/8/2026			$0.00
2027	11	281	10/08/2026	JESSICA SMART	PD		10/8/2026			$0.00
2027	11	282	10/08/2026	RHONDA TEHAUNO	PD		10/8/2026			$0.00
2027	11	283	10/08/2026	JENNIFER TAYLOR	PD		10/8/2026			$0.00
2027	11	284	10/08/2026	SHELDON THORNTON	PD		10/8/2026			$0.00
2027	11	285	10/08/2026	JEFFERY WALKER	PD		10/8/2026			$0.00
2027	11	286	10/08/2026	LINDA SUE WARNER	PD		10/8/2026			$0.00
2027	11	287	10/08/2026	CHRISTOPHER WILMETH	PD		10/8/2026			$0.00
2027	11	288	10/08/2026	MICHELE WOOLBRIGHT	PD		10/8/2026			$0.00
2027	11	289	10/08/2026	AMERICAN FIDELITY ASSURANCE CO	R		10/8/2026	10/31/2026	5	$4,292.48
2027	11	290	10/08/2026	AMERICAN FIDELITY ASSURANCE CO	R		10/8/2026	10/31/2026	5	$66.67
2027	11	291	10/08/2026	American Fidelity HSA Admin	R		10/8/2026	10/31/2026	5	$100.00
2027	11	292	10/08/2026	CCOSA	R		10/8/2026	10/31/2026	5	$77.00
2027	11	293	10/08/2026	INTERNAL REVENUE SERVICE	R		10/8/2026	10/31/2026	5	$32,480.99
2027	11	294	10/08/2026	FNB OF FLETCHER	R		10/8/2026	10/31/2026	5	$118,535.86
2027	11	295	10/08/2026	COUNSEL TRUST COMPANY	R		10/8/2026	10/31/2026	5	$1,115.00
2027	11	296	10/08/2026	OMES	R		10/8/2026	10/31/2026	5	$31,380.80
2027	11	297	10/08/2026	OKLAHOMA TAX COMMISSION	R		10/8/2026	10/31/2026	5	$4,330.00
2027	11	298	10/08/2026	OK TEACHERS' RETIREMENT SYSTEM	R		10/8/2026	10/31/2026	5	$26,326.86
2027	11	299	10/08/2026	PROFESSIONAL OK. EDUCATORS FOU	R		10/8/2026	10/31/2026	5	$425.00
2027	11	300	10/08/2026	SOUTHWEST OKLAHOMA FCU	R		10/8/2026	10/31/2026	5	$924.55
2027	11	301	10/08/2026	STERLING CHILD NUTRITION FUND	R		10/8/2026	10/31/2026	5	$788.45
2027	11	302	10/08/2026	TEXAS LIFE INS COMPANY	R		10/8/2026	10/31/2026	5	$756.13
2027	11	303	10/08/2026	UNUM Life Insurance	R		10/8/2026	10/31/2026	5	$230.36
2027	11	304	10/08/2026	INTERNAL REVENUE SERVICE	R		10/8/2026	10/31/2026	5	$67.69
2027	11	305	10/08/2026	OKLAHOMA TAX COMMISSION	R		10/8/2026	10/31/2026	5	$8.00
2027	11	306	10/08/2026	OK TEACHERS' RETIREMENT SYSTEM	R		10/8/2026	10/31/2026	5	$34.65
2027	11	307	10/08/2026	TRENT PARRISH	PN		10/8/2026	10/31/2026	5	$147.80
2027	11	308	10/08/2026	EMORY SUE THOMASON	PN		10/8/2026	10/31/2026	5	$73.14
2027	11	309	10/13/2026	ALLIANCE NETWORK SOLUTIONS, LLC			10/13/2026	10/31/2026	5	$875.00
2027	11	310	10/13/2026	AMAZON CAPITAL SERVICES, INC			10/13/2026	10/31/2026	5	$6,715.47
2027	11	311	10/13/2026	AFC			10/13/2026	10/31/2026	5	$162.00
2027	11	312	10/13/2026	BRETT BAGLEY			10/13/2026	10/31/2026	5	$52.00
2027	11	313	10/13/2026	BEN E KEITH			10/13/2026	10/31/2026	5	$9,065.63
2027	11	314	10/13/2026	BENNETT'S			10/13/2026	10/31/2026	5	$841.99
2027	11	315	10/13/2026	BradyPLUS			10/13/2026	10/31/2026	5	$1,006.19
2027	11	316	10/13/2026	CABLE'S			10/13/2026	10/31/2026	5	$2,843.50
2027	11	317	10/13/2026	CAMERON UNIVERSITY			10/13/2026			$680.00
2027	11	318	10/13/2026	COUNTY TIMES			10/13/2026	10/31/2026	5	$504.00
2027	11	319	10/13/2026	DIAMOND D PERFORMANCE TIRE & L			10/13/2026	10/31/2026	5	$15.00
2027	11	320	10/13/2026	DOLLAR GENERAL-REGIONS 410526			10/13/2026	10/31/2026	5	$113.79
2027	11	321	10/13/2026	FIFTH AVENUE PROCESSING			10/13/2026	10/31/2026	5	$900.00
2027	11	322	10/13/2026	INSURICA OF LAWTON			10/13/2026	10/31/2026	5	$375.00
2027	11	323	10/13/2026	JARED AUTO PARTS			10/13/2026	10/31/2026	5	$457.12
2027	11	324	10/13/2026	NUVEI INTEGRATED PAYMENT GROU			10/13/2026	10/31/2026	5	$74.57
2027	11	325	10/13/2026	OSIG			10/13/2026	10/31/2026	5	$50,245.00
2027	11	326	10/13/2026	GOVERNMENT ACCOUNT SERVICES			10/13/2026	10/31/2026	5	$108.18
2027	11	327	10/13/2026	KIEL ROWAN			10/13/2026			$183.22
2027	11	328	10/13/2026	SAM'S CLUB/SYNCHRONY BANK			10/13/2026	10/31/2026	5	$198.24
2027	11	329	10/13/2026	SOUTHERN HARDLINES, INC.-ELGIN			10/13/2026	10/31/2026	5	$176.54
2027	11	330	10/13/2026	TIGER PAW QUICK MART			10/13/2026	10/31/2026	5	$6,841.39
2027	11	331	10/22/2026	ELAN FINANCIAL SERVICES			10/22/2026			$1,494.41
2027	11	332	10/22/2026	OSSBA EMPLOYMENT SERVICES			10/22/2026	10/31/2026	5	$50.00

Sterling Schools

Payment Register

Options: Year: 2026-2027, Fund Account: GEN FUND-FOR OP, Date Range: 10/1/2026 - 10/31/2026, Print Payroll Payments: True, Print Details: False

Year	Fund	No	Date	Vendor	Type	Date Voided	Date Registered	Clearing Date	Clearing No	Amount
2027	11	333	10/22/2026	TRENT PARRISH			10/22/2026	10/31/2026	5	$296.40
2027	11	334	10/22/2026	STEPHENS COUNTY TREASURER			10/22/2026	10/31/2026	5	$220.94
2027	11	335	10/22/2026	STERLING PUB. WORKS AUTHORITY			10/22/2026	10/31/2026	5	$4,180.65
2027	11	336	10/22/2026	TOWN OF STERLING			10/22/2026	10/31/2026	5	$2,875.42
2027	11	337	10/22/2026	JEFFERY WALKER			10/22/2026			$52.00

Non-Payroll Total:	**$99,371.68**
Payroll Total:	**$222,272.25**
Balance Forward:	**$529,017.29**
Total:	**$850,661.22**

Sterling Schools

Encumbrance Register

Options: Year: 2026-2027, Date Range: 7/1/2026 - 6/30/2027, PO Range: 31 - 999, Fund(s): Building, PO Type(s): A, B, P, Q

Fund	PO No	PO Type	Date	Vendor No	Vendor	Description	Amount
21	31	A	11/05/2026	23106	GOVERNMENT CAPITAL	LEASE PURCHASE AGREEMENT	20,000.00

Non-Payroll Total:	**$20,000.00**
Payroll Total:	**$0.00**
Balance Forward:	**$0.00**
Report Total:	**$20,000.00**

Sterling Schools

Payment Register

Options: Year: 2026-2027, Fund Account: Building, Date Range: 10/1/2026 - 10/31/2026, Print Payroll Payments: True, Print Details: False

Year	Fund	No	Date	Vendor	Type	Date Voided	Date Registered	Clearing Date	Clearing No	Amount
2027	21	13	10/06/2026	ECKROAT SEED COMPANY			10/6/2026	10/31/2026	5	$1,900.00
2027	21	14	10/06/2026	ROBERT HINER FLOOR TECH JANITO			10/6/2026	10/31/2026	5	$6,362.00
2027	21	15	10/06/2026	PUBLIC SERVICE CO. OF OKLAHOMA			10/6/2026	10/31/2026	5	$8,145.08
2027	21	16	10/13/2026	AMAZON CAPITAL SERVICES, INC			10/13/2026	10/31/2026	5	$664.02
2027	21	17	10/13/2026	BEST CHOICE PLUMBING			10/13/2026	10/31/2026	5	$975.27
2027	21	18	10/13/2026	SHANE BURK GLASS AND MIRROR			10/13/2026	10/31/2026	5	$2,117.00
2027	21	19	10/22/2026	COOL CO, LLC			10/22/2026	10/31/2026	5	$7,100.00

Non-Payroll Total:	**$27,263.37**
Payroll Total:	**$0.00**
Balance Forward:	**$90,332.76**
Total:	**$117,596.13**

STERLING PUBLIC SCHOOLS

ACTIVITY FUND TRANSFER FORM

AMOUNT 3,676.80

FROM 852, Girls basketball
ACTIVITY FUND SUB-ACCOUNT

TO 851, Boys basketball
ACTIVITY FUND SUB-ACCOUNT

PURPOSE We split little league, meet the tiger, and silent auction but put everything in 852 for easy deposits. Need to transfer this half to them since its what we owe.

AUTHORIZED BY _____
ACTIVITY FUND SPONSOR

_____
ACTIVITY FUND CUSTODIAN

_____
PRINCIPAL

_____
SUPERINTENDENT

DATE OF BOARD APPROVAL _____

APPROVED FUNDRAISER LIST-ACTIVITY FUND

VENDING MACHINE SALES

CLOTHING SALES (HATS/SHIRTS/JACKETS/ETC)

BLUE & GOLD SAUSAGE SALES

WOOD SHAVINGS

FFA LABOR AUCTION

BAKE SALES

HOLIDAY GRAMS (BOO/CUPID)

CANDY/COOKIE DOUGH/ICE CREAM/PICKLES/POPCORN SNACK SALES

PINK OUT SPONSORS

SCOTT'S HOUSE OF FLOWERS CARDS

DANCES

COFFEE SHOP / CART

BINGO NIGHT

LITTLE CEASARS PIZZA

BLANKETS

CAR WASH

TATTOO A TEACHER

KRISPY KREME DONUTS

CONCESSIONS

DINNERS

HOMECOMING DANCES

COLOR RUN

BOOK FAIRS

YEARBOOKS/YEARBOOK ADS

SPORTS CAMPS/BASEBALL/SOFTBALL/BASKETBALL/CHEER

SPONSORSHIPS/SIGNS-BANNERS

YOYO SALES

ELEM HOLIDAY PICTURES

PAINT PARTY

RAFFLE TICKET SALES

DONKEY BASKETBALL

HAUNTED HOUSE

DODGEBALL TOURNAMENT

MOVIE NIGHT

RADA CUTLERY

CINNAMON ROLLS

HAT DAY

TOURNAMENT/GAME ADMISSION

TOURNAMENT ENTRY FEE

SPORTS PHYSICAL

Sterling Schools

Revenue/Expenditure Summary

Options: Fund: 60, Date Range: 10/1/2026 - 10/31/2026

	Begin Balance	Receipts	Adjusting Entries	Payments	Cash End Balance	Unpaid POs	End Balance
801 HIGH SCHOOL	$3,846.65	$965.61	($228.00)	$512.61	$4,071.65	$50.00	$4,021.65
802 ATHLETICS	$17,057.33	$725.00	$854.00	$9,390.80	$9,245.53	$295.00	$8,950.53
803 FCCLA NATIONAL CONFERENCE	$6,153.71	$0.00	$0.00	$0.00	$6,153.71	$0.00	$6,153.71
804 FCA	$63.48	$0.00	$0.00	$32.70	$30.78	$0.00	$30.78
805 FLOWER FUND	$66.61	$0.00	$0.00	$0.00	$66.61	$0.00	$66.61
806 FFA	$36,831.81	$18,340.00	($750.00)	$5,859.81	$48,562.00	$0.00	$48,562.00
807 FCCLA	$678.12	$9,916.50	$0.00	$1,000.18	$9,594.44	$0.00	$9,594.44
808 ACADEMIC TEAM	$312.46	$0.00	$0.00	$0.00	$312.46	$0.00	$312.46
809 POOL	$6,204.68	$0.00	$0.00	$645.52	$5,559.16	$0.00	$5,559.16
810 AG SCHOLARSHIP	$1,900.00	$20,000.00	$0.00	$0.00	$21,900.00	$0.00	$21,900.00
811 STUDENT COUNCIL	$6,884.00	$0.00	$0.00	$79.92	$6,804.08	$0.00	$6,804.08
813 LIBRARY	$3,125.84	$4,206.92	$0.00	$467.34	$6,865.42	$0.00	$6,865.42
815 JH & HS CHEERLEADING	$4,557.75	$146.00	$0.00	$972.37	$3,731.38	$0.00	$3,731.38
816 YEARBOOK	$19,590.24	$350.00	$0.00	$3,939.62	$16,000.62	$0.00	$16,000.62
818 ELEMENTARY	$5,153.01	$6,369.33	$0.00	$6,730.35	$4,791.99	$0.00	$4,791.99
819 GENERAL SCHOLARSHIP FUNDS	$1,000.00	$0.00	$0.00	$0.00	$1,000.00	$0.00	$1,000.00
821 BASEBALL BUILDING	$853.31	$0.00	$0.00	$0.00	$853.31	$0.00	$853.31
822 E SPORTS	$288.28	$0.00	$0.00	$74.97	$213.31	$0.00	$213.31
823 4H	$474.03	$0.00	$0.00	$0.00	$474.03	$0.00	$474.03
825 GINGER SEIBOLD MEMORIAL SCHOLARSHIP	$12,655.65	$0.00	$0.00	$0.00	$12,655.65	$0.00	$12,655.65
830 TEACHER/SUPPORT OF YEAR	$277.52	$0.00	$0.00	$0.00	$277.52	$0.00	$277.52
848 2026 SENIORS	$860.48	$0.00	$0.00	$0.00	$860.48	$0.00	$860.48
849 2027 SENIORS	$26,082.07	$9,157.33	$750.00	$13,319.30	$22,670.10	$0.00	$22,670.10
850 2028 SENIORS	$16,081.80	$7,060.74	($626.00)	$14,730.93	$7,785.61	$0.00	$7,785.61
851 BOYS BASKETBALL	$3,568.60	$0.00	$0.00	$0.00	$3,568.60	$0.00	$3,568.60
852 GIRLS BASKETBALL	$6,134.86	$5,218.80	$0.00	$1,026.00	$10,327.66	$0.00	$10,327.66
853 BASEBALL	$366.86	$0.00	$0.00	$135.74	$231.12	$0.00	$231.12
854 SOFTBALL	$48.21	$0.00	$0.00	$0.00	$48.21	$0.00	$48.21
857 2029 SENIORS (10)	$6,894.00	$5,873.34	$0.00	$9,752.00	$3,015.34	$0.00	$3,015.34
Total	**$188,011.36**	**$88,329.57**	**$0.00**	**$68,670.16**	**$207,670.77**	**$345.00**	**$207,325.77**

Sterling Schools

Cash Balances

Options: Fiscal Years: 2027, Funds: 60, As Of Date: 10/31/2026, Account Types: AC

Cash By Account and Fund

AC	0102	FNB FLETCHER/ACTIVITY FUND			
	2027	60	SCHOOL ACTIVITY FNDS		$207,670.77
			Total AC	0102	$207,670.77
					$207,670.77

Cash By Fund

2027	60	SCHOOL ACTIVITY FNDS	$207,670.77
			$207,670.77

FY 27 STERLING INDEPENDENT SCHOOL DISTRICT 16I003 GF EXPENDITURE BUDGET
PREPARED IN ACCORDANCE WITH SB1084

FUNCTION	DESCRIPTION	AMOUNT
1000	INSTRUCTION	$1,980,000.00
2120	GUIDANCE SERVICES	$95,000.00
2132	MEDICAL SERVICES	$0.00
2135	PHYSICAL & OCCUPATIONAL THERAPY	$12,000.00
2140	PSYCHOLOGICAL SERVICES	$10,000.00
2152	SPEECH PATHOLOGY SERVICES	$21,000.00
2170	PHYSICAL & OCCUPATIONAL THERAPY	$6,500.00
2199	OTHER SUPPORT SERVICES-STUDENT	$62,000.00
2212	INSTR & CURR DEV SVC	$4,000.00
2213	INSTRUCTIONAL STAFF TRAINING	$2,000.00
2220	LIBRARY / MEDIA SERVICES	$32,000.00
2230	INSTRUCTIONAL RELATED TECHNOLOGY	$16,000.00
2312	BOARD CLER/MINUTES CLERK SERVICES	$1,500.00
2313	BOARD TREASURER SERVICES	$5,000.00
2314	ELECTION SERVICES	$2,000.00
2317	LEGAL SERVICES	$1,000.00
2318	AUDIT SERVICES	$8,000.00
2319	OTHER BOARD OF EDUC SERVICES	$9,000.00
2321	OFFICE OF THE SUPERINTENDENT	$138,000.00
2330	ST AND FED RELATIONS	$8,000.00
2410	OFFICE OF THE PRINCIPAL	$251,000.00
2511	BUSINESS OFFICE	$47,000.00
2518	TAX ASSESSMENT AND COLLECTION	$7,000.00
2544	EVALUATION SERVICES	$1,500.00
2560	INFORMATION SERVICES	$8,000.00
2571	RECRUITEMENT AND PLACEMENT SERVICES	$300.00
2573	INSERVICE TRAINING (SUPPORT STAFF)	$1,000.00
2574	HEALTH SERVICES	$3,300.00
2580	ADMIN TECHNOLOGY SERVICES	$800.00
2620	OPERATION OF BUILDINGS	$285,000.00
2630	CARE & UPKEEP OF GROUNDS	$6,000.00
2640	CARE & UPKEEP OF EQUIPMENT	$3,000.00
2650	VEHICLE OPERATION & MAINTENANCE	$19,000.00
2660	SECURITY SERVICES	$32,000.00
2670	SAFETY	$2,000.00
2720	VEHICLE OPERATION SERVICES	$103,000.00
2740	VEHICLE SERVICING & MAINTENANCE	$58,000.00
3120	FOOD PREP	$105,000.00
3140	OTHER DIRECT CN SERVICES	$46,000.00
3150	FOOD AND MILK PURCHASES	$100,000.00
3155	FOOD AND MILK PURCHASES ADULTS	$3,000.00
3190	OTHER CNP OPERATIONS	$5,800.00
3300	COMMUNITY SERVICES OPERATIONS	$16,000.00
4300	LAND IMPROVEMENT SERVICES	$150,000.00
5300	WORKERS COMPENSATION	$11,000.00
5600	CORRECTING ENTRY	$1,500.00
	TOTAL EXPENSES BUDGETED	**$3,679,200.00**
	ESTIMATE OF NEEDS	**$4,294,193.58**
	LESS EXPENSES BUDGETED	**-$3,679,200.00**
	ESTIMATED CARRYOVER	**$614,993.58**

School District
2026-2027 Estimate of Needs
and
Financial Statement of the Fiscal Year 2025-2026

Board of Education of Sterling Public Schools
District No. I-3
County of Comanche
State of Oklahoma

To the Excise Board of said County and State, Greetings:

Pursuant to the requirements of 68 O. S. 2001 Section 3002, we submit herewith, for your consideration the within statement of the financial condition of the Board of Education of Sterling Public Schools, District No. I-3, County of Comanche, State of Oklahoma for the fiscal year beginning July 1, 2026, and ending June 30, 2027, together with an itemized statement of the estimated Income and Probable Needs of said School District for the ensuing fiscal year. We have separately prepared, executed and submit Financial Statements for the Fiscal Year so terminated, and Estimate of Requirements for the ensuing Fiscal Year, for such Sinking Fund, if any, as pertains to this District for the Bond, Coupon, and Judgment indebtedness, if any, outstanding and unpaid as of June 30, 2027, and also for the Sinking Fund of any disorganized District whose area or the major portion thereof is now embraced within the boundaries of this District; and this Certificate is as applicable thereto as if fully embodied therein. The same have been prepared in conformity with Statute.

Two copies of this Financial Statement and Estimate of Needs should be filed with the County Clerk not later than September 30 for all School Districts. One complete signed copy must be sent to the State Auditor and Inspector, 2300 N. Lincoln Blvd Room 100, Oklahoma City, OK 73105-4801 and one copy will be retained by the County Clerk. If publication may not be had by date required for filing, affidavit and proof of publication are required to be attached within five days after date of filing.

Prepared by: Bledsoe, Hewett & Gullekson CPA's

Submitted to the Comanche County Excise Board

This _____ Day of _____, 2026

School Board Member's Signatures

Chairman: _____ Clerk: _____

Member: _____ Member: _____

Member: _____ Member: _____

Member: _____ Member: _____

Member: _____ Member: _____

Treasurer _____

State of Oklahoma, County of Comanche

In addition,

1. We, the undersigned, duly elected, qualified and acting officers of the Board of Education of the aforesaid School District located wholly or in major area in the County and State aforesaid, do hereby certify that, at regular session begun at the time provided by law, we carefully considered the reports submitted by the several officers and employees as required by 68 O. S. 2001 Section 3004, carefully considered the statements and estimate of needs heretofore prepared for the purpose of ascertaining any additional or emergency levy necessary for the ensuing fiscal year and revised, corrected or amended the same to disclose the true fiscal condition as of June 30, 2026, and to provide for the needs of the District for the ensuing fiscal year as now ascertained; and we do hereby certify that the within statement of the financial condition is true and correct, and that the within estimates for all purposes for the ensuing fiscal year are reasonably necessary for the proper conduct of the affairs of said School District, and that the statement of Estimated Income from sources other than ad valorem taxes is not in excess of the lawfully authorized ratio of the actual collections from such sources during the previous fiscal year.

2. We further certify that any cash fund balance reported in our Building Fund is required for immediate or cumulative program of construction unless there be attached within a verified copy of a resolution signed by a majority of the members of this Board to the effect the program of building has been completed or abandoned. If attached, then the Excise Board is directed to apply said Balance to reduce Levies in accordance with 62 O. S. 2001, Section 333.

3. We also certify that a levy of 15.000 Mills over and above the number of mills allocated by the County Excise Board will be reasonably necessary for the proper conduct of the affairs of said school district during the fiscal year 2026-2027.

4. We also certify that, after due and legal notice of an election thereon, an emergency levy of 5.000 Mills, over and above the number of mills provided by Law and allocated by the County Excise Board in addition thereto for school purposes, were made permanent by election.

5. We also certify that, after due and legal notice of an election thereon, a local support levy of 10.000 Mills, in addition to the levies hereinbefore provided, were made permanent by election.

6. We also certify that, after due and legal notice of an election thereon, pursuant to Article 10, Section 10, of the Constitution of Oklahoma, an additional levy of 5.000 Mills, were made permanent by election.

Clerk of Board of Education	President of Board of Education	Treasurer of Board of Education

Subscribed and sworn to before me this ____ day of _____ , 2026.

Notary Public	My Commission Expires

Affidavit of Publication

State of Oklahoma, County of Comanche

I, _____, the undersigned duly qualified and acting Clerk of the Board of Education of Sterling Public Schools, School District No. I-3, County and State aforesaid, being first duly sworn according to law, hereby depose and say:

1. That I complied with 68 O. S. 2001 Section 3002, (both independent and dependent) by having the within Financial Statement and Estimate of Needs which was prepared at the time and in the manner provided by law, published as required by law, in a legally-qualified newspaper of general circulation in the district, there being no legally-qualified newspaper published in the school district, as evidenced by a copy of such published statement and estimate together with proof of publication thereof attached hereto marked Exhibit No. 1 and made a part hereof (strike inapplicable phrases).

2. That I complied with currently effective statutes, by having the Notice of Emergency Levy Election and the call for such Election on the date hereinbefore certified by the Governing Board, the Itemized Statements and the Itemized Estimate of the amount necessary for the ensuing fiscal year requiring such emergency levy for the current expense purposes as prepared by the Board of Education duly published or posted, as the case may be, in full compliance with law for this class of school district, and as provided by law duly made public in the manner and at the time provided by law, for this class of district and in all respects according to law, in relation to said election on such emergency levy as hereinbefore certified by said Governing Board.

3. That I complied with the statute by having published or posted (if required for this class of district) the notice of local support levy election, and the call for such election on the date hereinbefore certified by the Board of Education. That the Estimate of Needs as prepared by the Board of Education required such local support levy in addition to other tax levies, to fully meet the current expense purposes of the school district for the ensuing year.

4. That in conformity to resolution by said Board of Education, I caused Notice of Building Fund Levy Election under the provisions of Article 10, Section 10, Oklahoma Constitution, and the Call of such Election on the date hereinbefore certified by the Governing Board, together with Itemized Statements and an Estimate of the amount necessary for the ensuing fiscal year requiring such levy for the purpose of erecting, remodeling or repairing school buildings, and for purchasing school furniture, in said District, published or posted to contain such Notice and Call, fixing the number of voting places and particularly describing each and every such place or places, and fixing the day on which such election should be had after the expiration of such notice, duly published or posted as is required by law for this class of district.

_____
Clerk, Board of Education

Subscribed and sworn to before me this _____ day of _____, 2026.

_____ _____
Notary Public My Commission Expires

_____
Secretary and Clerk of Excise Board
Comanche County, Oklahoma

BLEDSOE, HEWETT & GULLEKSON
CERTIFIED PUBLIC ACCOUNTANTS, PLLLP

Eric M. Bledsoe, CPA
Jeffrey D. Hewett, CPA
Christopher P. Gullekson, CPA

P.O. BOX 1310 • 121 E. COLLEGE ST.• BROKEN ARROW, OK 74013 • (918) 449-9991 • (800) 522-3831 • FAX (918) 449-9779

August 31, 2026

Honorable Board of Education
Sterling Independent School District, I-003
Comanche County, Oklahoma

Management is responsible for the accompanying financial statements and supporting information of the District as of and for the year ended June 30, 2026, which comprise of the 2026-27 estimate of needs and financial statements for the fiscal year ended June 30, 2026, included in the accompanying form (SAI Form 2661R06) and the publication sheet (SAI Form 2662R06) prescribed by the Oklahoma State Auditor and Inspector per 68 OS § 3003.B as defined by rules promulgated by the Oklahoma State Department of Education per 70 OS § 5-134.1.D. We have performed a compilation engagement in accordance with Statements on Standards for Accounting and Review Services promulgated by the Accounting and Review Services Committee of the American Institute of Certified Public Accountants. We did not audit or review the financial statements included in the accompanying prescribed form nor were we required to perform any procedures to verify the accuracy or completeness of the information provided by management. Accordingly, we do not express an opinion, a conclusion, nor provide any form of assurance on these financial statements and supporting information included in the prescribed form.

Other Matters

The financial statements, estimate of needs and publication sheet included in the accompanying prescribed forms are presented in accordance with the requirements prescribed by Office of the Oklahoma State Auditor and Inspector per 68 OS § 3003.B as defined by rules promulgated by the Oklahoma State Department of Education per 70 OS § 5-134.1.D, and are not intended to be a complete presentation in accordance with accounting principles generally accepted in the United States of America.

This report is intended solely for the information and use of management, the Oklahoma State Department of Education, the County Excise Board, and for filing with the Oklahoma State Auditor and Inspector and is not intended to be and should not be used by anyone other than these specified parties.

Eric, Jeff & Chris

Bledsoe, Hewett & Gullekson CPAs, PLLLP
Broken Arrow, OK

Index Page

General.....1
Building.....7
Sinking Fund Bonds.....13
Sinking Fund.....15
Exhibit Y.....21
Exhibit Z.....25

This page intentionally left blank.

GENERAL FUND ACCOUNTS COVERING THE PERIOD JULY 1, 2025 TO JUNE 30, 2026
ESTIMATE OF NEEDS FOR 2026-2027

EXHIBIT 'A'

Schedule 1: Current Balance Sheet for June 30, 2026	
	Amount
ASSETS:	
Cash Balances	$738,394.05
Investments	$100,000.00
TOTAL ASSETS	$838,394.05
LIABILITIES AND RESERVES:	
Warrants Outstanding	$137,031.02
Reserve for Interest on Warrants	$0.00
Reserves From Schedule 8	$7,950.68
TOTAL LIABILITIES AND RESERVES	$144,981.70
CASH FUND BALANCE JUNE 30, 2026	$693,412.35
TOTAL LIABILITIES, RESERVES AND CASH FUND BALANCE	**$838,394.05**

Schedule 2: Revenue and Requirements, 2025-2026		
REVENUE:	Estimated Budget	Actual Revenue & Expenditures
Revenues, Non-Revenue Receipts & Cash Balances (Schedule 6)	$4,084,430.73	$4,198,984.85
LESS: REQUIREMENTS:		
Expenditures (Schedule 8)	$4,084,430.73	$3,505,572.50
CASH FUND BALANCE JUNE 30, 2026	**$0.00**	**$693,412.35**

Schedule 3: General Fund Cash Accounts of Current and all Prior Years				
CURRENT AND ALL PRIOR YEARS	2025-26	2024-25	PRE-2024	Total
Cash Balance Reported to Excise Board 6-30-25	$0.00	$713,026.02	$0.00	$713,026.02
REVENUES, NON-REVENUE RECEIPTS & CASH BALANCE				
Revenues/Non-Rev (Sch 6 Source Codes 1000 to 5999)	$3,558,954.89	$0.00	$0.00	$3,558,954.89
Cash Balances Transferred (Sch 6 Source Code 6110)	$640,029.96	-$640,029.96	$0.00	$0.00
Prior Year Lapsed Appropr (Sch 6 Source Code 6130)	$0.00	$0.00	$0.00	$0.00
Estopped Warrants (Sch 6 Source Code 6140)	$0.00	$0.00	$0.00	$0.00
Interfund Transfers (Sch 6 Source Code 6200)	$0.00	$0.00	$0.00	$0.00
TOTAL REVENUES, NON-REVENUE RECEIPTS & CASH BALAI	$4,198,984.85	-$640,029.96	$0.00	$3,558,954.89
Warrants Paid of Year in Caption	$3,360,590.80	$72,996.06	$0.00	$3,433,586.86
TOTAL DISBURSEMENTS	$3,360,590.80	$72,996.06	$0.00	$3,433,586.86
CASH & INVESTMENTS BALANCE JUNE 30, 2026	$838,394.05	$0.00	$0.00	$838,394.05
Reserve for Warrants Outstanding (Schedule 4)	$137,031.02	$0.00	$0.00	$137,031.02
Reserve for Encumbrances (Schedule 8)	$7,950.68	$0.00	$0.00	$7,950.68
TOTAL LIABILITIES AND RESERVE	$144,981.70	$0.00	$0.00	$144,981.70
DEFICIT:	$0.00	$0.00	$0.00	$0.00
CASH FUND BAL FORWARD TO SUCCEEDING YEAR	**$693,412.35**	**$0.00**	**$0.00**	**$693,412.35**

Schedule 4: General Fund Warrant Accounts of Current and all Prior Years				
CURRENT AND ALL PRIOR YEARS	2025-26	2024-25	PRE-2024	Total
Warrants Outstanding 6-30 of Year in Caption	$0.00	$69,405.92	$0.00	$69,405.92
Warrants Registered During Year	$3,497,621.82	$3,590.14	$0.00	$3,501,211.96
TOTAL	$3,497,621.82	$72,996.06	$0.00	$3,570,617.88
Warrants Paid During Year	$3,360,590.80	$72,996.06	$0.00	$3,433,586.86
Warrants Coverted to Bonds or Judgments	$0.00	$0.00	$0.00	$0.00
Warrants Estopped by Statute/Canceled	$0.00	$0.00	$0.00	$0.00
TOTAL WARRANTS RETIRED	$3,360,590.80	$72,996.06	$0.00	$3,433,586.86
BALANCE WARRANTS OUTSTANDING JUNE 30, 2026	$137,031.02	$0.00	$0.00	$137,031.02

Schedule 5: 2025 Ad Valorem Tax Account		
ACCOUNTS COVERING THE PERIOD JULY 1, 2025 TO JUNE 30, 2026	37.850 Mills	Amount
2025 Net Valuation Certified to County Excise Board		$13,830,931.00
Total Proceeds of Levy as Certified		$522,603.61
Additions:		$0.00
Deductions:		$0.00
Gross Balance Tax		$522,603.61
Less Reserve for Delinquent Tax		$47,509.42
Reserve for Protests Pending		$0.00
Balance Available Tax		$475,094.19
Deduct 2025 Tax Apportioned		$496,560.10
Net Balance 2025 Tax in Process of Collection		**$0.00**
Excess Collections		**$21,465.91**

GENERAL FUND ACCOUNTS COVERING THE PERIOD JULY 1, 2025 TO JUNE 30, 2026
ESTIMATE OF NEEDS FOR 2026-2027

EXHIBIT 'A'

Schedule 6: Revenue, Non-Revenue Receipts & Cash Balances		
SOURCE	2025-26 Account	
	AMOUNT ESTIMATED	ACTUALLY COLLECTED
1000 DISTRICT SOURCES OF REVENUE:		
1100 TAXES LEVIED/ASSESSED		
1110 Ad Valorem Tax Levy (Current Year)	$475,094.19	$496,560.10
1120 Ad Valorem Tax Levy (Prior Years)	$27,102.56	$20,578.09
1130 Revenue In Lieu Of Taxes	$4,000.00	$3,694.00
1140 Revenue From Local Governmental Units Other Than Leas	$0.00	$0.00
1190 Other Taxes	$0.00	$0.00
TOTAL TAXES LEVIED/ASSESSED	$506,196.75	$520,832.19
1200 Tuition & Fees	$0.00	$0.00
1300 Earnings on Investments and Bond Sales	$3,000.00	$9,368.77
1400 Rental, Disposals and Commissions	$500.00	$1,000.00
1500 Reimbursements	$25,000.00	$27,156.33
1600 Other Local Sources of Revenue	$5,000.00	$1,221.54
1700 Child Nutrition Programs	$41,392.74	$52,743.18
1800 Athletics	$0.00	$0.00
TOTAL DISTRICT SOURCES OF REVENUE	$581,089.49	$612,322.01
2000 INTERMEDIATE SOURCES OF REVENUE:		
2100 County 4 Mill Ad Valorem Tax	$47,315.17	$54,482.45
2200 County Apportionment (Mortgage Tax)	$9,994.04	$10,358.04
2300 Resale of Property Fund Distribution	$0.00	$2,869.46
2900 Other Intermediate Sources of Revenue	$0.00	$0.00
TOTAL INTERMEDIATE SOURCES OF REVENUE	$57,309.21	$67,709.95
3000 STATE SOURCES OF REVENUE:		
3100 STATE DEDICATED SOURCES OF REVENUE		
3110 Gross Production Tax	$310.25	$279.31
3120 Motor Vehicle Collections	$130,528.10	$132,350.44
3130 Rural Electric Cooperative Tax	$90,012.21	$92,928.27
3140 State School Land Earnings	$56,568.15	$58,663.81
3150 Vehicle Tax Stamps	$230.09	$212.95
3160 Farm Implement Tax Stamps	$0.00	$0.00
3170 Trailers and Mobile Homes	$0.00	$0.00
3190 Other Dedicated Revenue	$0.00	$0.00
TOTAL STATE DEDICATED SOURCES OF REVENUE	$277,648.80	$284,434.78
3200 STATE AID - NONCATEGORICAL		
3210 Foundation and Salary Incentive Aid	$1,716,269.03	$1,760,867.24
3220 Mid-Term Adjustment For Attendance	$0.00	$0.00
3230 Teacher Consultant Stipend	$0.00	$0.00
3240 Disaster Assistance	$0.00	$0.00
3250 Flexible Benefit Allowance	$297,579.00	$320,125.24
TOTAL STATE AID - NONCATEGORICAL	$2,013,848.03	$2,080,992.48
3300 State Aid - Competitive Grants - Categorical	$0.00	$0.00
3400 State - Categorical	$118,180.62	$115,931.12
3500 Special Programs	$0.00	$0.00
3600 Other State Sources of Revenue	$4,000.00	$7,400.69
3700 Child Nutrition Program	$1,614.11	$1,599.38
3800 State Vocational Programs - Multi-Source	$33,720.00	$51,737.12
TOTAL STATE SOURCES OF REVENUE	$2,449,011.56	$2,542,095.57
4000 FEDERAL SOURCES OF REVENUE:		
4100 Grants-In-Aid Direct From The Federal Government	$47,307.00	$45,942.00
4200 Disadvantaged Students	$60,000.00	$53,453.59
4300 Individuals With Disabilities	$69,824.04	$47,310.07
4400 No Child Left Behind	$46,286.31	$46,102.96
4500 Grants-In-Aid Passed Through Other State/Intermediate Sources	$0.00	$0.00
4600 Other Federal Sources Passed Through State Dept Of Education	$0.00	$0.00
4700 Child Nutrition Programs	$118,573.16	$127,697.45
4800 Federal Vocational Education	$0.00	$0.00
TOTAL FEDERAL SOURCES OF REVENUE	$341,990.51	$320,506.07
5000 NON-REVENUE RECEIPTS:	$15,000.00	$16,321.29
TOTAL NON-REVENUE RECEIPTS	$15,000.00	$16,321.29
6000 BALANCE SHEET ACCOUNTS:		
6100 CASH ACCOUNTS		
6110 Cash Forward	$640,029.96	$640,029.96
6130 Prior-Year Lapsed Appropriations (Schedule 6)	$0.00	$0.00
6140 Estopped Warrants by Statute	$0.00	$0.00
TOTAL CASH ACCOUNTS	$640,029.96	$640,029.96
6200 Interfund Transfers	$0.00	$0.00
TOTAL BALANCE SHEET ACCOUNTS	$640,029.96	$640,029.96
GRAND TOTAL	**$4,084,430.73**	**$4,198,984.85**

GENERAL FUND ACCOUNTS COVERING THE PERIOD JULY 1, 2025 TO JUNE 30, 2026
ESTIMATE OF NEEDS FOR 2026-2027

EXHIBIT 'A'

Schedule 6: Revenue, Non-Revenue Receipts & Cash Balances (Continued)

SOURCE	2025-26 Account OVER/UNDER	BASIS AND LIMIT OF ENSUING	ESTIMATED BY GOVERNING BOARD	APPROVED BY EXCISE BOARD
1000 DISTRICT SOURCES OF REVENUE:				
1100 TAXES LEVIED/ASSESSED				
1110 Ad Valorem Tax Levy (Current Year)	$21,465.91	101.55%	$504,268.69	$504,268.69
1120 Ad Valorem Tax Levy (Prior Years)	-$6,524.47	95.00%	$19,549.19	$19,549.19
1130 Revenue In Lieu Of Taxes	-$306.00	90.00%	$3,324.60	$3,324.60
1140 Revenue From Local Governmental Units Other Than Leas	$0.00	0.00%	$0.00	$0.00
1190 Other Taxes	$0.00	0.00%	$0.00	$0.00
TOTAL TAXES LEVIED/ASSESSED	$14,635.44		$527,142.48	$527,142.48
1200 Tuition & Fees	$0.00	0.00%	$0.00	$0.00
1300 Earnings on Investments and Bond Sales	$6,368.77	90.00%	$8,431.89	$8,431.89
1400 Rental, Disposals and Commissions	$500.00	800.00%	$8,000.00	$8,000.00
1500 Reimbursements	$2,156.33	0.00%	$0.00	$0.00
1600 Other Local Sources of Revenue	-$3,778.46	0.00%	$0.00	$0.00
1700 Child Nutrition Programs	$11,350.44	78.73%	$41,523.36	$41,523.36
1800 Athletics	$0.00	0.00%	$0.00	$0.00
TOTAL DISTRICT SOURCES OF REVENUE	$31,232.52		$585,097.73	$585,097.73
2000 INTERMEDIATE SOURCES OF REVENUE:				
2100 County 4 Mill Ad Valorem Tax	$7,167.28	90.00%	$49,034.21	$49,034.21
2200 County Apportionment (Mortgage Tax)	$364.00	100.00%	$10,358.04	$10,358.04
2300 Resale of Property Fund Distribution	$2,869.46	100.00%	$2,869.46	$2,869.46
2900 Other Intermediate Sources of Revenue	$0.00	0.00%	$0.00	$0.00
TOTAL INTERMEDIATE SOURCES OF REVENUE	$10,400.74		$62,261.71	$62,261.71
3000 STATE SOURCES OF REVENUE:				
3100 STATE DEDICATED SOURCES OF REVENUE:				
3110 Gross Production Tax	-$30.94	100.00%	$279.31	$279.31
3120 Motor Vehicle Collections	$1,822.34	100.00%	$132,350.44	$132,350.44
3130 Rural Electric Cooperative Tax	$2,916.06	100.00%	$92,928.27	$92,928.27
3140 State School Land Earnings	$2,095.66	100.00%	$58,663.81	$58,663.81
3150 Vehicle Tax Stamps	-$17.14	100.00%	$212.95	$212.95
3160 Farm Implement Tax Stamps	$0.00	0.00%	$0.00	$0.00
3170 Trailers and Mobile Homes	$0.00	0.00%	$0.00	$0.00
3190 Other Dedicated Revenue	$0.00	0.00%	$0.00	$0.00
TOTAL STATE DEDICATED SOURCES OF REVENUE	$6,785.98		$284,434.78	$284,434.78
3200 STATE AID - NONCATEGORICAL				
3210 Foundation and Salary Incentive Aid	$44,598.21	105.73%	$1,861,806.89	$1,861,806.89
3220 Mid-Term Adjustment For Attendance	$0.00	0.00%	$0.00	$0.00
3230 Teacher Consultant Stipend	$0.00	0.00%	$0.00	$0.00
3240 Disaster Assistance	$0.00	0.00%	$0.00	$0.00
3250 Flexible Benefit Allowance	$22,546.24	100.65%	$322,194.48	$322,194.48
TOTAL STATE AID - NONCATEGORICAL	$67,144.45		$2,184,001.37	$2,184,001.37
3300 State Aid - Competitive Grants - Categorical	$0.00	0.00%	$0.00	$0.00
3400 State - Categorical	-$2,249.50	98.33%	$114,000.00	$114,000.00
3500 Special Programs	$0.00	0.00%	$0.00	$0.00
3600 Other State Sources of Revenue	$3,400.69	0.00%	$0.00	$0.00
3700 Child Nutrition Program	-$14.73	95.00%	$1,519.41	$1,519.41
3800 State Vocational Programs - Multi-Source	$18,017.12	65.18%	$33,720.00	$33,720.00
TOTAL STATE SOURCES OF REVENUE	$93,084.01		$2,617,675.56	$2,617,675.56
4000 FEDERAL SOURCES OF REVENUE:				
4100 Grants-In-Aid Direct From The Federal Government	-$1,365.00	110.03%	$50,551.00	$50,551.00
4200 Disadvantaged Students	-$6,546.41	135.63%	$72,500.00	$72,500.00
4300 Individuals With Disabilities	-$22,513.97	141.20%	$66,800.00	$66,800.00
4400 No Child Left Behind	-$183.35	0.00%	$0.00	$0.00
4500 Grants-In-Aid Passed Through Other State/Intermediate Sources	$0.00	0.00%	$0.00	$0.00
4600 Other Federal Sources Passed Through State Dept Of Education	$0.00	0.00%	$0.00	$0.00
4700 Child Nutrition Programs	$9,124.29	101.72%	$129,895.24	$129,895.24
4800 Federal Vocational Education	$0.00	0.00%	$0.00	$0.00
TOTAL FEDERAL SOURCES OF REVENUE	-$21,484.44		$319,746.24	$319,746.24
5000 NON-REVENUE RECEIPTS:	$1,321.29	98.03%	$16,000.00	$16,000.00
TOTAL NON-REVENUE RECEIPTS	$1,321.29		$16,000.00	$16,000.00
6000 BALANCE SHEET ACCOUNTS:				
6100 CASH ACCOUNTS				
6110 Cash Forward	$0.00	108.34%	$693,412.35	$693,412.35
6130 Prior-Year Lapsed Appropriations (Schedule 6)	$0.00	0.00%	$0.00	$0.00
6140 Estopped Warrants by Statute	$0.00	0.00%	$0.00	$0.00
TOTAL CASH ACCOUNTS	$0.00		$693,412.35	$693,412.35
6200 Interfund Transfers	$0.00	0.00%	$0.00	$0.00
TOTAL BALANCE SHEET ACCOUNTS	$0.00		$693,412.35	$693,412.35
GRAND TOTAL	**$114,554.12**		**$4,294,193.58**	**$4,294,193.58**

EXHIBIT 'A'

Schedule 7: Report of Prior Year Warrants Issued From Reserves			
FISCAL YEAR ENDING JUNE 30, 2025			
	RESERVES 06-30-2025	WARRANTS ISSUED SINCE	BALANCE LAPSED
TOTAL PRIOR YEAR RESERVES	**$3,590.14**	**$3,590.14**	**$0.00**

Schedule 8: Report of Current Year Expenditures			
APPROPRIATED ACCOUNTS	FISCAL YEAR ENDING JUNE 30, 2026		
	APPROPRIATIONS		
	ORIGINAL	SUPPLEMENTAL ADJUSTMENTS	FINAL APPROPRIATIONS
1000 INSTRUCTION	$2,167,846.32	$0.00	$2,167,846.32
2000 SUPPORT SERVICES:			
2100 Support Services - Students	$199,942.55	$0.00	$199,942.55
2200 Support Services - Instructional Staff	$48,399.43	$0.00	$48,399.43
2300 Support Services - General Administration	$163,157.30	$0.00	$163,157.30
2400 Support Services - School Administration	$248,224.20	$0.00	$248,224.20
2500 Support Services - Business	$65,244.65	$0.00	$65,244.65
2600 Operations And Maintenance of Plant Services	$304,788.76	$0.00	$304,788.76
2700 Student Transportation Services	$133,357.08	$0.00	$133,357.08
TOTAL SUPPORT SERVICES	$1,163,113.97	$0.00	$1,163,113.97
3000 OPERATION OF NON-INSTRUCTION SERVICES:			
3100 Child Nutrition Programs Operations	$243,177.56	$0.00	$243,177.56
3200 Other Enterprise Service Operations	$0.00	$0.00	$0.00
3300 Community Services Operations	$16,142.76	$0.00	$16,142.76
TOTAL OPERATION OF NON-INSTRUCTIONAL SERVICES	$259,320.32	$0.00	$259,320.32
4000 FACILITIES ACQUISITION & CONSTRUCTION SERVICES:			
4200 Land Acquisition Services	$0.00	$0.00	$0.00
4300 Land Improvement Services	$211,150.00	$0.00	$211,150.00
4400 Architecture and Engineering Services	$0.00	$0.00	$0.00
4500 Educational Specifications Development Services	$0.00	$0.00	$0.00
4600 Building Acquisition and Construction Services	$0.00	$0.00	$0.00
4700 Building Improvement Services	$0.00	$0.00	$0.00
TOTAL FACILITIES ACQUISITION & CONST. SERVICES	$211,150.00	$0.00	$211,150.00
5000 OTHER OUTLAYS:			
5100 Debt Service	$0.00	$0.00	$0.00
5200 Fund Transfer/Reimbursement (Child Nutrition Fund)	$0.00	$0.00	$0.00
5300 Clearing Account	$10,617.00	$0.00	$10,617.00
5400 Indirect Cost Entitlement	$0.00	$0.00	$0.00
5500 Private Nonprofit Schools	$0.00	$0.00	$0.00
5600 Correcting Entry	$1,618.08	$0.00	$1,618.08
5800 Charter School Reimbursement	$0.00	$0.00	$0.00
5900 Arbitrage	$0.00	$0.00	$0.00
TOTAL OTHER OUTLAYS	$12,235.08	$0.00	$12,235.08
7000 OTHER USES / UNBUDGETED ITEMS:	$270,765.04	$0.00	$270,765.04
8000 REPAYMENTS:	$0.00	$0.00	$0.00
TOTAL GENERAL FUND 2025-26 FISCAL YEAR	**$4,084,430.73**	**$0.00**	**$4,084,430.73**

EXHIBIT 'A'

Schedule 8: Report of Current Year Expenditures (Continued)				
FISCAL YEAR ENDING JUNE 30, 2026				2025-2026
APPROPRIATED ACCOUNTS	WARRANTS ISSUED	RESERVES	LAPSED BALANCE KNOWN TO BE UNENCUMBERED	EXPENDITURES FOR CURRENT EXPENSE PURPOSES
1000 INSTRUCTION:	$1,864,254.24	$937.32	$302,654.76	$1,865,191.56
2000 SUPPORT SERVICES:				
2100 Support Services - Students	$200,310.69	$0.00	-$368.14	$200,310.69
2200 Support Services - Instructional Staff	$48,458.04	$0.00	-$58.61	$48,458.04
2300 Support Services - General Administration	$166,404.47	$0.00	-$3,247.17	$166,404.47
2400 Support Services - School Administration	$248,886.01	$0.00	-$661.81	$248,886.01
2500 Support Services - Business	$64,681.49	$295.85	$267.31	$64,977.34
2600 Operations And Maintenance of Plant Services	$301,532.24	$5,362.03	-$2,105.51	$306,894.27
2700 Student Transportation Services	$131,902.62	$1,025.76	$428.70	$132,928.38
TOTAL SUPPORT SERVICES	$1,162,175.56	$6,683.64	-$5,745.23	$1,168,859.20
3000 OPERATION OF NON-INSTRUCTION SERVICES:				
3100 Child Nutrition Programs Operations	$242,349.08	$329.72	$498.76	$242,678.80
3200 Other Enterprise Service Operations	$0.00	$0.00	$0.00	$0.00
3300 Community Services Operations	$16,192.94	$0.00	-$50.18	$16,192.94
TOTAL OPERATION OF NON-INSTRUCTIONAL SERVICES	$258,542.02	$329.72	$448.58	$258,871.74
4000 FACILITIES ACQUISITION & CONSTRUCTION SERVICES:				
4200 Land Acquisition Services	$0.00	$0.00	$0.00	$0.00
4300 Land Improvement Services	$211,150.00	$0.00	$0.00	$211,150.00
4400 Architecture and Engineering Services	$0.00	$0.00	$0.00	$0.00
4500 Educational Specifications Development Services	$0.00	$0.00	$0.00	$0.00
4600 Building Acquisition and Construction Services	$0.00	$0.00	$0.00	$0.00
4700 Building Improvement Services	$0.00	$0.00	$0.00	$0.00
TOTAL FACILITIES ACQUISITION & CONST. SERVICES	$211,150.00	$0.00	$0.00	$211,150.00
5000 OTHER OUTLAYS:				
5100 Debt Service	$0.00	$0.00	$0.00	$0.00
5200 Fund Transfer/Reimbursement (Child Nutrition Fund)	$0.00	$0.00	$0.00	$0.00
5300 Clearing Account	$0.00	$0.00	$10,617.00	$0.00
5400 Indirect Cost Entitlement	$0.00	$0.00	$0.00	$0.00
5500 Private Nonprofit Schools	$0.00	$0.00	$0.00	$0.00
5600 Correcting Entry	$1,500.00	$0.00	$118.08	$1,500.00
5800 Charter School Reimbursement	$0.00	$0.00	$0.00	$0.00
5900 Arbitrage	$0.00	$0.00	$0.00	$0.00
TOTAL OTHER OUTLAYS	$1,500.00	$0.00	$10,735.08	$1,500.00
7000 OTHER USES / UNBUDGETED ITEMS:	$0.00	$0.00	$270,765.04	$0.00
8000 REPAYMENTS:	$0.00	$0.00	$0.00	$0.00
TOTAL GENERAL FUND 2025-26 FISCAL YEAR	**$3,497,621.82**	**$7,950.68**	**$578,858.23**	**$3,505,572.50**

ESTIMATE OF NEEDS FOR THE FISCAL YEAR 2026-27	Estimate of Needs by Governing Board	Approved by County Excise Board
PURPOSE:		
Current Expense	$4,294,193.58	$4,294,193.58
Pro rata share of County Assessor's Budget as determined by County Excise Board	$0.00	$0.00
GRAND TOTAL - Home School	**$4,294,193.58**	**$4,294,193.58**

THIS PAGE INTENTIONALLY LEFT BLANK

BUILDING FUND ACCOUNTS COVERING THE PERIOD JULY 1, 2025 TO JUNE 30, 2026
ESTIMATE OF NEEDS FOR 2026-2027

EXHIBIT 'C'

Schedule 1: Current Balance Sheet for June 30, 2026	
	Amount
ASSETS:	
Cash Balances	$156,099.67
Investments	$100,000.00
TOTAL ASSETS	$256,099.67
LIABILITIES AND RESERVES:	
Warrants Outstanding	$5,054.83
Reserve for Interest on Warrants	$0.00
Reserves From Schedule 8	$13,969.28
TOTAL LIABILITIES AND RESERVES	$19,024.11
CASH FUND BALANCE JUNE 30, 2026	$237,075.56
TOTAL LIABILITIES, RESERVES AND CASH FUND BALANCE	**$256,099.67**

Schedule 2: Revenue and Requirements, 2025-2026		
REVENUE:	Estimated Budget	Actual Revenue & Expenditures
Revenues, Non-Revenue Receipts & Cash Balances (Schedule 6)	$369,395.13	$445,902.01
LESS: REQUIREMENTS:		
Expenditures (Schedule 8)	$369,395.13	$208,826.45
CASH FUND BALANCE JUNE 30, 2026	**$0.00**	**$237,075.56**

Schedule 3: Building Fund Cash Accounts of Current and all Prior Years				
CURRENT AND ALL PRIOR YEARS	2025-26	2024-25	PRE-2024	Total
Cash Balance Reported to Excise Board 6-30-25	$0.00	$253,345.67	$0.00	$253,345.67
REVENUES, NON-REVENUE RECEIPTS & CASH BALANCE				
Revenues/Non-Rev (Sch 6 Source Codes 1000 to 5999)	$209,719.73	$0.00	$0.00	$209,719.73
Cash Balances Transferred (Sch 6 Source Code 6110)	$236,182.28	-$236,182.28	$0.00	$0.00
Prior Year Lapsed Appropr (Sch 6 Source Code 6130)	$0.00	$0.00	$0.00	$0.00
Estopped Warrants (Sch 6 Source Code 6140)	$0.00	$0.00	$0.00	$0.00
Interfund Transfers (Sch 6 Source Code 6200)	$0.00	$0.00	$0.00	$0.00
TOTAL REVENUES, NON-REVENUE RECEIPTS & CASH BALAN	$445,902.01	-$236,182.28	$0.00	$209,719.73
Warrants Paid of Year in Caption	$189,802.34	$17,163.39	$0.00	$206,965.73
TOTAL DISBURSEMENTS	$189,802.34	$17,163.39	$0.00	$206,965.73
CASH & INVESTMENTS BALANCE JUNE 30, 2026	$256,099.67	$0.00	$0.00	$256,099.67
Reserve for Warrants Outstanding (Schedule 4)	$5,054.83	$0.00	$0.00	$5,054.83
Reserve for Encumbrances (Schedule 8)	$13,969.28	$0.00	$0.00	$13,969.28
TOTAL LIABILITIES AND RESERVE	$19,024.11	$0.00	$0.00	$19,024.11
DEFICIT:	$0.00	$0.00	$0.00	$0.00
CASH FUND BAL FORWARD TO SUCCEEDING YEAR	**$237,075.56**	**$0.00**	**$0.00**	**$237,075.56**

Schedule 4: Building Fund Warrant Accounts of Current and all Prior Years				
CURRENT AND ALL PRIOR YEARS	2025-26	2024-25	PRE-2024	Total
Warrants Outstanding 6-30 of Year in Caption	$0.00	$12,163.39	$0.00	$12,163.39
Warrants Registered During Year	$194,857.17	$5,000.00	$0.00	$199,857.17
TOTAL	$194,857.17	$17,163.39	$0.00	$212,020.56
Warrants Paid During Year	$189,802.34	$17,163.39	$0.00	$206,965.73
Warrants Coverted to Bonds or Judgments	$0.00	$0.00	$0.00	$0.00
Warrants Estopped by Statute/Canceled	$0.00	$0.00	$0.00	$0.00
TOTAL WARRANTS RETIRED	$189,802.34	$17,163.39	$0.00	$206,965.73
BALANCE WARRANTS OUTSTANDING JUNE 30, 2026	$5,054.83	$0.00	$0.00	$5,054.83

Schedule 5: 2025 Ad Valorem Tax Account		
ACCOUNTS COVERING THE PERIOD JULY 1, 2025 TO JUNE 30, 2026	5.410 Mills	Amount
2025 Net Valuation Certified to County Excise Board		$13,830,931.00
Total Proceeds of Levy as Certified		$74,690.39
Additions:		$0.00
Deductions:		$0.00
Gross Balance Tax		$74,690.39
Less Reserve for Delinquent Tax		$6,790.04
Reserve for Protests Pending		$0.00
Balance Available Tax		$67,900.35
Deduct 2025 Tax Apportioned		$70,967.98
Net Balance 2025 Tax in Process of Collection		**$0.00**
Excess Collections		**$3,067.63**

BUILDING FUND ACCOUNTS COVERING THE PERIOD JULY 1, 2025 TO JUNE 30, 2026
ESTIMATE OF NEEDS FOR 2026-2027

EXHIBIT 'C'

Schedule 6: Revenue, Non-Revenue Receipts & Cash Balances		
SOURCE	2025-26 Account	
	AMOUNT ESTIMATED	ACTUALLY COLLECTED
1000 DISTRICT SOURCES OF REVENUE:		
1100 TAXES LEVIED/ASSESSED		
1110 Ad Valorem Tax Levy (Current Year)	$67,900.35	$70,967.98
1120 Ad Valorem Tax Levy (Prior Years)	$3,812.50	$2,941.12
1130 Revenue In Lieu Of Taxes	$500.00	$0.00
1140 Revenue From Local Governmental Units Other Than Leas	$0.00	$0.00
1190 Other Taxes	$1,000.00	$0.00
TOTAL TAXES LEVIED/ASSESSED	$73,212.85	$73,909.10
1200 Tuition & Fees	$0.00	$0.00
1300 Earnings on Investments and Bond Sales	$0.00	$2,533.64
1400 Rental, Disposals and Commissions	$0.00	$0.00
1500 Reimbursements	$0.00	$0.00
1600 Other Local Sources of Revenue	$0.00	$0.00
1700 Child Nutrition Programs	$0.00	$0.00
1800 Athletics	$0.00	$0.00
TOTAL DISTRICT SOURCES OF REVENUE	$73,212.85	$76,442.74
2000 INTERMEDIATE SOURCES OF REVENUE		
2100 County 4 Mill Ad Valorem Tax	$0.00	$0.00
2200 County Apportionment (Mortgage Tax)	$0.00	$0.00
2300 Resale of Property Fund Distribution	$0.00	$0.00
2900 Other Intermediate Sources of Revenue	$0.00	$0.00
TOTAL INTERMEDIATE SOURCES OF REVENUE	$0.00	$0.00
3000 STATE SOURCES OF REVENUE:		
3100 STATE DEDICATED SOURCES OF REVENUE		
3110 Gross Production Tax	$0.00	$0.00
3120 Motor Vehicle Collections	$0.00	$0.00
3130 Rural Electric Cooperative Tax	$0.00	$0.00
3140 State School Land Earnings	$0.00	$0.00
3150 Vehicle Tax Stamps	$0.00	$0.00
3160 Farm Implement Tax Stamps	$0.00	$0.00
3170 Trailers and Mobile Homes	$0.00	$0.00
3190 Other Dedicated Revenue	$0.00	$0.00
TOTAL STATE DEDICATED SOURCES OF REVENUE	$0.00	$0.00
3200 STATE AID - NONCATEGORICAL		
3210 Foundation and Salary Incentive Aid	$0.00	$0.00
3220 Mid-Term Adjustment For Attendance	$0.00	$0.00
3230 Teacher Consultant Stipend	$0.00	$0.00
3240 Disaster Assistance	$0.00	$0.00
3250 Flexible Benefit Allowance	$0.00	$0.00
TOTAL STATE AID - NONCATEGORICAL	$0.00	$0.00
3300 State Aid - Competitive Grants - Categorical	$0.00	$0.00
3400 State - Categorical	$50,000.00	$104,070.33
3500 Special Programs	$0.00	$0.00
3600 Other State Sources of Revenue	$10,000.00	$857.66
3700 Child Nutrition Program	$0.00	$0.00
3800 State Vocational Programs - Multi-Source	$0.00	$0.00
TOTAL STATE SOURCES OF REVENUE	$60,000.00	$104,927.99
4000 FEDERAL SOURCES OF REVENUE:		
4100 Grants-In-Aid Direct From The Federal Government	$0.00	$28,349.00
4200 Disadvantaged Students	$0.00	$0.00
4300 Individuals With Disabilities	$0.00	$0.00
4400 No Child Left Behind	$0.00	$0.00
4500 Grants-In-Aid Passed Through Other State/Intermediate Sources	$0.00	$0.00
4600 Other Federal Sources Passed Through State Dept Of Education	$0.00	$0.00
4700 Child Nutrition Programs	$0.00	$0.00
4800 Federal Vocational Education	$0.00	$0.00
TOTAL FEDERAL SOURCES OF REVENUE	$0.00	$28,349.00
5000 NON-REVENUE RECEIPTS:	$0.00	$0.00
TOTAL NON-REVENUE RECEIPTS	$0.00	$0.00
6000 BALANCE SHEET ACCOUNTS		
6100 CASH ACCOUNTS		
6110 Cash Forward	$236,182.28	$236,182.28
6130 Prior-Year Lapsed Appropriations (Schedule 6)	$0.00	$0.00
6140 Estopped Warrants by Statute	$0.00	$0.00
TOTAL CASH ACCOUNTS	$236,182.28	$236,182.28
6200 Interfund Transfers	$0.00	$0.00
TOTAL BALANCE SHEET ACCOUNTS	$236,182.28	$236,182.28
GRAND TOTAL	**$369,395.13**	**$445,902.01**

BUILDING FUND ACCOUNTS COVERING THE PERIOD JULY 1, 2025 TO JUNE 30, 2026
ESTIMATE OF NEEDS FOR 2026-2027

EXHIBIT 'C'

Schedule 6: Revenue, Non-Revenue Receipts & Cash Balances (Continued)

SOURCE	2025-26 Account OVER/UNDER	BASIS AND LIMIT OF ENSUING	ESTIMATED BY GOVERNING BOARD	APPROVED BY EXCISE BOARD
1000 DISTRICT SOURCES OF REVENUE:				
1100 TAXES LEVIED/ASSESSED				
1110 Ad Valorem Tax Levy (Current Year)	$3,067.63	101.55%	$72,069.90	$72,069.90
1120 Ad Valorem Tax Levy (Prior Years)	-$871.38	95.00%	$2,794.06	$2,794.06
1130 Revenue In Lieu Of Taxes	-$500.00	0.00%	$0.00	$0.00
1140 Revenue From Local Governmental Units Other Than Leas	$0.00	0.00%	$0.00	$0.00
1190 Other Taxes	-$1,000.00	0.00%	$0.00	$0.00
TOTAL TAXES LEVIED/ASSESSED	$696.25		$74,863.96	$74,863.96
1200 Tuition & Fees	$0.00	0.00%	$0.00	$0.00
1300 Earnings on Investments and Bond Sales	$2,533.64	0.00%	$0.00	$0.00
1400 Rental, Disposals and Commissions	$0.00	0.00%	$0.00	$0.00
1500 Reimbursements	$0.00	0.00%	$0.00	$0.00
1600 Other Local Sources of Revenue	$0.00	0.00%	$0.00	$0.00
1700 Child Nutrition Programs	$0.00	0.00%	$0.00	$0.00
1800 Athletics	$0.00	0.00%	$0.00	$0.00
TOTAL DISTRICT SOURCES OF REVENUE	$3,229.89		$74,863.96	$74,863.96
2000 INTERMEDIATE SOURCES OF REVENUE				
2100 County 4 Mill Ad Valorem Tax	$0.00	0.00%	$0.00	$0.00
2200 County Apportionment (Mortgage Tax)	$0.00	0.00%	$0.00	$0.00
2300 Resale of Property Fund Distribution	$0.00	0.00%	$0.00	$0.00
2900 Other Intermediate Sources of Revenue	$0.00	0.00%	$0.00	$0.00
TOTAL INTERMEDIATE SOURCES OF REVENUE	$0.00		$0.00	$0.00
3000 STATE SOURCES OF REVENUE:				
3100 STATE DEDICATED SOURCES OF REVENUE:				
3110 Gross Production Tax	$0.00	0.00%	$0.00	$0.00
3120 Motor Vehicle Collections	$0.00	0.00%	$0.00	$0.00
3130 Rural Electric Cooperative Tax	$0.00	0.00%	$0.00	$0.00
3140 State School Land Earnings	$0.00	0.00%	$0.00	$0.00
3150 Vehicle Tax Stamps	$0.00	0.00%	$0.00	$0.00
3160 Farm Implement Tax Stamps	$0.00	0.00%	$0.00	$0.00
3170 Trailers and Mobile Homes	$0.00	0.00%	$0.00	$0.00
3190 Other Dedicated Revenue	$0.00	0.00%	$0.00	$0.00
TOTAL STATE DEDICATED SOURCES OF REVENUE	$0.00		$0.00	$0.00
3200 STATE AID - NONCATEGORICAL				
3210 Foundation and Salary Incentive Aid	$0.00	0.00%	$0.00	$0.00
3220 Mid-Term Adjustment For Attendance	$0.00	0.00%	$0.00	$0.00
3230 Teacher Consultant Stipend	$0.00	0.00%	$0.00	$0.00
3240 Disaster Assistance	$0.00	0.00%	$0.00	$0.00
3250 Flexible Benefit Allowance	$0.00	0.00%	$0.00	$0.00
TOTAL STATE AID - NONCATEGORICAL	$0.00		$0.00	$0.00
3300 State Aid - Competitive Grants - Categorical	$0.00	0.00%	$0.00	$0.00
3400 State - Categorical	$54,070.33	96.09%	$100,000.00	$100,000.00
3500 Special Programs	$0.00	0.00%	$0.00	$0.00
3600 Other State Sources of Revenue	-$9,142.34	3264.70%	$28,000.00	$28,000.00
3700 Child Nutrition Program	$0.00	0.00%	$0.00	$0.00
3800 State Vocational Programs - Multi-Source	$0.00	0.00%	$0.00	$0.00
TOTAL STATE SOURCES OF REVENUE	$44,927.99		$128,000.00	$128,000.00
4000 FEDERAL SOURCES OF REVENUE:				
4100 Grants-In-Aid Direct From The Federal Government	$28,349.00	0.00%	$0.00	$0.00
4200 Disadvantaged Students	$0.00	0.00%	$0.00	$0.00
4300 Individuals With Disabilities	$0.00	0.00%	$0.00	$0.00
4400 No Child Left Behind	$0.00	0.00%	$0.00	$0.00
4500 Grants-In-Aid Passed Through Other State/Intermediate Sources	$0.00	0.00%	$0.00	$0.00
4600 Other Federal Sources Passed Through State Dept Of Education	$0.00	0.00%	$0.00	$0.00
4700 Child Nutrition Programs	$0.00	0.00%	$0.00	$0.00
4800 Federal Vocational Education	$0.00	0.00%	$0.00	$0.00
TOTAL FEDERAL SOURCES OF REVENUE	$28,349.00		$0.00	$0.00
5000 NON-REVENUE RECEIPTS:	$0.00	0.00%	$0.00	$0.00
TOTAL NON-REVENUE RECEIPTS	$0.00		$0.00	$0.00
6000 BALANCE SHEET ACCOUNTS				
6100 CASH ACCOUNTS				
6110 Cash Forward	$0.00	100.38%	$237,075.56	$237,075.56
6130 Prior-Year Lapsed Appropriations (Schedule 6)	$0.00	0.00%	$0.00	$0.00
6140 Estopped Warrants by Statute	$0.00	0.00%	$0.00	$0.00
TOTAL CASH ACCOUNTS	$0.00		$237,075.56	$237,075.56
6200 Interfund Transfers	$0.00	0.00%	$0.00	$0.00
TOTAL BALANCE SHEET ACCOUNTS	$0.00		$237,075.56	$237,075.56
GRAND TOTAL	**$76,506.88**		**$439,939.52**	**$439,939.52**

BUILDING FUND ACCOUNTS COVERING THE PERIOD JULY 1, 2025 TO JUNE 30, 2026
ESTIMATE OF NEEDS FOR 2026-2027

EXHIBIT 'C'

Schedule 7: Report of Prior Year Warrants Issued From Reserves			
FISCAL YEAR ENDING JUNE 30, 2025			
	RESERVES 06-30-2025	WARRANTS ISSUED SINCE	BALANCE LAPSED
TOTAL PRIOR YEAR RESERVES	**$5,000.00**	**$5,000.00**	**$0.00**

Schedule 8: Report of Current Year Expenditures			
APPROPRIATED ACCOUNTS	FISCAL YEAR ENDING JUNE 30, 2026		
	APPROPRIATIONS		
	ORIGINAL	SUPPLEMENTAL ADJUSTMENTS	FINAL APPROPRIATIONS
1000 INSTRUCTION:	$0.00	$0.00	$0.00
2000 SUPPORT SERVICES:			
2100 Support Services - Students	$0.00	$0.00	$0.00
2200 Support Services - Instructional Staff	$0.00	$0.00	$0.00
2300 Support Services - General Administration	$0.00	$0.00	$0.00
2400 Support Services - School Administration	$0.00	$0.00	$0.00
2500 Support Services - Business	$0.00	$0.00	$0.00
2600 Operations And Maintenance of Plant Services	$296,395.13	$0.00	$296,395.13
2700 Student Transportation Services	$0.00	$0.00	$0.00
TOTAL SUPPORT SERVICES	$296,395.13	$0.00	$296,395.13
3000 OPERATION OF NON-INSTRUCTION SERVICES:			
3100 Child Nutrition Programs Operations	$0.00	$0.00	$0.00
3200 Other Enterprise Service Operations	$0.00	$0.00	$0.00
3300 Community Services Operations	$0.00	$0.00	$0.00
TOTAL OPERATION OF NON-INSTRUCTIONAL SERVICES	$0.00	$0.00	$0.00
4000 FACILITIES ACQUISITION & CONSTRUCTION SERVICES:			
4200 Land Acquisition Services	$0.00	$0.00	$0.00
4300 Land Improvement Services	$0.00	$0.00	$0.00
4400 Architecture and Engineering Services	$0.00	$0.00	$0.00
4500 Educational Specifications Development Services	$0.00	$0.00	$0.00
4600 Building Acquisition and Construction Services	$0.00	$0.00	$0.00
4700 Building Improvement Services	$73,000.00	$0.00	$73,000.00
TOTAL FACILITIES ACQUISITION & CONST. SERVICES	$73,000.00	$0.00	$73,000.00
5000 OTHER OUTLAYS:			
5100 Debt Service	$0.00	$0.00	$0.00
5200 Fund Transfer/Reimbursement (Child Nutrition Fund)	$0.00	$0.00	$0.00
5300 Clearing Account	$0.00	$0.00	$0.00
5400 Indirect Cost Entitlement	$0.00	$0.00	$0.00
5500 Private Nonprofit Schools	$0.00	$0.00	$0.00
5600 Correcting Entry	$0.00	$0.00	$0.00
5800 Charter School Reimbursement	$0.00	$0.00	$0.00
5900 Arbitrage	$0.00	$0.00	$0.00
TOTAL OTHER OUTLAYS	$0.00	$0.00	$0.00
7000 OTHER USES / UNBUDGETED ITEMS:	$0.00	$0.00	$0.00
8000 REPAYMENTS:	$0.00	$0.00	$0.00
TOTAL BUILDING FUND 2025-26 FISCAL YEAR	**$369,395.13**	**$0.00**	**$369,395.13**

BUILDING FUND ACCOUNTS COVERING THE PERIOD JULY 1, 2025 TO JUNE 30, 2026
ESTIMATE OF NEEDS FOR 2026-2027

EXHIBIT 'C'

Schedule 8: Report of Current Year Expenditures (Continued)				
FISCAL YEAR ENDING JUNE 30, 2026				2025-2026
APPROPRIATED ACCOUNTS	WARRANTS ISSUED	RESERVES	LAPSED BALANCE KNOWN TO BE UNENCUMBERED	EXPENDITURES FOR CURRENT EXPENSE PURPOSES
1000 INSTRUCTION:	$0.00	$0.00	$0.00	$0.00
2000 SUPPORT SERVICES:				
2100 Support Services - Students	$0.00	$0.00	$0.00	$0.00
2200 Support Services - Instructional Staff	$0.00	$0.00	$0.00	$0.00
2300 Support Services - General Administration	$0.00	$0.00	$0.00	$0.00
2400 Support Services - School Administration	$0.00	$0.00	$0.00	$0.00
2500 Support Services - Business	$0.00	$0.00	$0.00	$0.00
2600 Operations And Maintenance of Plant Services	$121,857.17	$13,969.28	$160,568.68	$135,826.45
2700 Student Transportation Services	$0.00	$0.00	$0.00	$0.00
TOTAL SUPPORT SERVICES	$121,857.17	$13,969.28	$160,568.68	$135,826.45
3000 OPERATION OF NON-INSTRUCTION SERVICES:				
3100 Child Nutrition Programs Operations	$0.00	$0.00	$0.00	$0.00
3200 Other Enterprise Service Operations	$0.00	$0.00	$0.00	$0.00
3300 Community Services Operations	$0.00	$0.00	$0.00	$0.00
TOTAL OPERATION OF NON-INSTRUCTIONAL SERVICES	$0.00	$0.00	$0.00	$0.00
4000 FACILITIES ACQUISITION & CONSTRUCTION SERVICES:				
4200 Land Acquisition Services	$0.00	$0.00	$0.00	$0.00
4300 Land Improvement Services	$0.00	$0.00	$0.00	$0.00
4400 Architecture and Engineering Services	$0.00	$0.00	$0.00	$0.00
4500 Educational Specifications Development Services	$0.00	$0.00	$0.00	$0.00
4600 Building Acquisition and Construction Services	$0.00	$0.00	$0.00	$0.00
4700 Building Improvement Services	$73,000.00	$0.00	$0.00	$73,000.00
TOTAL FACILITIES ACQUISITION & CONST. SERVICES	$73,000.00	$0.00	$0.00	$73,000.00
5000 OTHER OUTLAYS:				
5100 Debt Service	$0.00	$0.00	$0.00	$0.00
5200 Fund Transfer/Reimbursement (Child Nutrition Fund)	$0.00	$0.00	$0.00	$0.00
5300 Clearing Account	$0.00	$0.00	$0.00	$0.00
5400 Indirect Cost Entitlement	$0.00	$0.00	$0.00	$0.00
5500 Private Nonprofit Schools	$0.00	$0.00	$0.00	$0.00
5600 Correcting Entry	$0.00	$0.00	$0.00	$0.00
5800 Charter School Reimbursement	$0.00	$0.00	$0.00	$0.00
5900 Arbitrage	$0.00	$0.00	$0.00	$0.00
TOTAL OTHER OUTLAYS	$0.00	$0.00	$0.00	$0.00
7000 OTHER USES / UNBUDGETED ITEMS:	$0.00	$0.00	$0.00	$0.00
8000 REPAYMENTS:	$0.00	$0.00	$0.00	$0.00
TOTAL BUILDING FUND 2025-26 FISCAL YEAR	**$194,857.17**	**$13,969.28**	**$160,568.68**	**$208,826.45**

ESTIMATE OF NEEDS FOR THE FISCAL YEAR 2026-27	Estimate of Needs by Governing Board	Approved by County Excise Board
PURPOSE:		
Current Expense	$439,939.52	$439,939.52
Pro rata share of County Assessor's Budget as determined by County Excise Board	$0.00	$0.00
GRAND TOTAL - Home School	**$439,939.52**	**$439,939.52**

THIS PAGE INTENTIONALLY LEFT BLANK

SINKING FUND ACCOUNTS COVERING THE PERIOD JULY 1, 2025 TO JUNE 30, 2026
ESTIMATE OF NEEDS FOR 2026-2027

EXHIBIT "E"

Schedule 1: Detail of Bond and Coupon Indebtedness as of June 30, 2026 - Not Affecting Homesteads (New)						
PURPOSE OF BOND ISSUE:						2022 Building Bonds (B)
Date Of Issue						7/1/2022
Date Of Sale By Delivery						7/1/2022
HOW AND WHEN BONDS MATURE:						
Uniform Maturities:						
Date Maturity Begins						7/1/2024
Amount Of Each Uniform Maturity						$ 60,000.00
Final Maturity Otherwise:						
Date of Final Maturity						7/1/2029
Amount of Final Maturity						$ 70,000.00
AMOUNT OF ORIGINAL ISSUE						$ 350,000.00
Cancelled, In Judgement Or Delayed For Final Levy Year						$ 0.00
Basis of Accruals Contemplated on Net Collections or Better in Anticipation:						
Bond Issues Accruing By Tax Levy						$ 350,000.00
Years To Run						5
Normal Annual Accrual						$ 70,000.00
Tax Years Run						2
Accrual Liability To Date						$ 140,000.00
Deductions From Total Accruals:						
Bonds Paid Prior To 6-30-2025						$ 0.00
Bonds Paid During 2025-2026						$ 70,000.00
Matured Bonds Unpaid						$ 0.00
Balance Of Accrual Liability						$ 70,000.00
TOTAL BONDS OUTSTANDING 6-30-2026:						
Matured						$ 0.00
Unmatured						$ 280,000.00
Coupon Computation:	Coupon Date	Unmatured Amount	% Int.	Months	Interest Amount	
Bonds and Coupons	7/1/2027	$ 70,000.00	3.350%	12 Mo.	$ 2,345.00	
Bonds and Coupons	7/1/2028	$ 70,000.00	3.350%	12 Mo.	$ 2,345.00	
Bonds and Coupons	7/1/2029	$ 70,000.00	3.350%	12 Mo.	$ 2,345.00	
Bonds and Coupons				Mo.	$ 0.00	
Bonds and Coupons				Mo.	$ 0.00	
Bonds and Coupons				Mo.	$ 0.00	
Bonds and Coupons				Mo.	$ 0.00	
Bonds and Coupons				Mo.	$ 0.00	
Bonds and Coupons				Mo.	$ 0.00	
Bonds and Coupons				Mo.	$ 0.00	
Requirement for Interest Earnings After Last Tax-Levy Year:						
Terminal Interest To Accrue						$ 0.00
Years To Run						0
Accrue Each Year						$ 0.00
Tax Years Run						0
Total Accrual To Date						$ 0.00
Current Interest Earned Through 2026-2027						$ 7,035.00
Total Interest To Levy For 2026-2027						$ 7,035.00
INTEREST COUPON ACCOUNT:						
Interest Earned But Unpaid 6-30-2025:						
Matured						$ 0.00
Unmatured						$ 5,862.50
Interest Earnings 2025-2026						$ 9,380.00
Coupons Paid Through 2025-2026						$ 10,552.50
Interest Earned But Unpaid 6-30-2026:						
Matured						$ 0.00
Unmatured						$ 4,690.00

THIS PAGE INTENTIONALLY LEFT BLANK

EXHIBIT "E"

Schedule 1: Detail of Bond and Coupon Indebtedness as of June 30, 2026 - Not Affecting Homesteads (New)	
PURPOSE OF BOND ISSUE:	Total All Bonds
HOW AND WHEN BONDS MATURE:	
Uniform Maturities:	
Amount Of Each Uniform Maturity	$ 60,000.00
Final Maturity Otherwise:	
Amount of Final Maturity	$ 70,000.00
AMOUNT OF ORIGINAL ISSUE	$ 350,000.00
Cancelled, In Judgement Or Delayed For Final Levy Year	$ 0.00
Basis of Accruals Contemplated on Net Collections or Better in Anticipation:	
Bond Issues Accruing By Tax Levy	$ 350,000.00
Normal Annual Accrual	$ 70,000.00
Accrual Liability To Date	$ 140,000.00
Deductions From Total Accruals:	
Bonds Paid Prior To 6-30-2025	$ 0.00
Bonds Paid During 2025-2026	$ 70,000.00
Matured Bonds Unpaid	$ 0.00
Balance Of Accrual Liability	$ 70,000.00
TOTAL BONDS OUTSTANDING 6-30-2026:	
Matured	$ 0.00
Unmatured	$ 280,000.00
Requirement for Interest Earnings After Last Tax-Levy Year:	
Terminal Interest To Accrue	$ 0.00
Accrue Each Year	$ 0.00
Total Accrual To Date	$ 0.00
Current Interest Earned Through 2026-2027	$ 7,035.00
Total Interest To Levy For 2026-2027	$ 7,035.00
INTEREST COUPON ACCOUNT:	
Interest Earned But Unpaid 6-30-2025:	
Matured	$ 0.00
Unmatured	$ 5,862.50
Interest Earnings 2025-2026	$ 9,380.00
Coupons Paid Through 2025-2026	$ 10,552.50
Interest Earned But Unpaid 6-30-2026:	
Matured	$ 0.00
Unmatured	$ 4,690.00

EXHIBIT "E"

Schedule 2: Detail of Judgment Indebtedness as of June 30, 2026 - Not Affecting Homesteads (New)					
Judgments For Indebtedness Originally Incurred After January 8, 1937. (New)					
IN FAVOR OF					TOTAL ALL JUDGMENTS
BY WHOM OWNED					
PURPOSE OF JUDGMENT					
Case Number					
NAME OF COURT					
Date of Judgment					
Principal Amount of Judgment	$ 0.00	$ 0.00	$ 0.00	$ 0.00	$ 0.00
Interest Rate Assigned by Court	0.00%	0.00%	0.00%	0.00%	
Tax Levies Made	0	0	0	0	
Principal Amount Provided for to June 30, 2025	$ 0.00	$ 0.00	$ 0.00	$ 0.00	$ 0.00
Principal Amount Provided for in 2025-2026	$ 0.00	$ 0.00	$ 0.00	$ 0.00	$ 0.00
PRINCIPAL AMOUNT NOT PROVIDED FOR	$ 0.00	$ 0.00	$ 0.00	$ 0.00	$ 0.00
AMOUNT TO PROVIDE BY TAX LEVY FISCAL YEAR 2026-2027					
Principal 1/3	$ 0.00	$ 0.00	$ 0.00	$ 0.00	$ 0.00
Interest	$ 0.00	$ 0.00	$ 0.00	$ 0.00	$ 0.00
FOR ALL JUDGMENTS REPORTED					
LEVIED FOR BUT UNPAID JUDGMENT OBLIGATIONS					
OUTSTANDING JUNE 30, 2025					
Principal	$ 0.00	$ 0.00	$ 0.00	$ 0.00	$ 0.00
Interest	$ 0.00	$ 0.00	$ 0.00	$ 0.00	$ 0.00
JUDGMENT OBLIGATIONS SINCE LEVIED FOR:					
Principal	$ 0.00	$ 0.00	$ 0.00	$ 0.00	$ 0.00
Interest	$ 0.00	$ 0.00	$ 0.00	$ 0.00	$ 0.00
JUDGMENT OBLIGATIONS SINCE PAID:					
Principal	$ 0.00	$ 0.00	$ 0.00	$ 0.00	$ 0.00
Interest	$ 0.00	$ 0.00	$ 0.00	$ 0.00	$ 0.00
LEVIED BUT UNPAID JUDGMENT OBLIGATIONS					
OUTSTANDING JUNE 30, 2026					
Principal	$ 0.00	$ 0.00	$ 0.00	$ 0.00	$ 0.00
Interest	$ 0.00	$ 0.00	$ 0.00	$ 0.00	$ 0.00
Total	$ 0.00	$ 0.00	$ 0.00	$ 0.00	$ 0.00

Schedule 3: Prepaid Judgments as of June 30, 2026					
Prepaid Judgments On Indebtedness Originating After January 8, 1937					
NAME OF JUDGMENT					TOTAL ALL PREPAID JUDGMENTS
CASE NUMBER					
NAME OF COURT					
Principal Amount of Judgment	$ 0.00	$ 0.00	$ 0.00	$ 0.00	$ 0.00
Tax Levies Made	0	0	0	0	
Unreimbursed Balance At June 30, 2025	$ 0.00	$ 0.00	$ 0.00	$ 0.00	$ 0.00
Reimbursement By 2025-2026 Tax Levy	$ 0.00	$ 0.00	$ 0.00	$ 0.00	$ 0.00
Annual Accrual On Prepaid Judgments	$ 0.00	$ 0.00	$ 0.00	$ 0.00	$ 0.00
Stricken By Court Order	$ 0.00	$ 0.00	$ 0.00	$ 0.00	$ 0.00
Asset Balance	$ 0.00	$ 0.00	$ 0.00	$ 0.00	$ 0.00

SINKING FUND ACCOUNTS COVERING THE PERIOD JULY 1, 2025 TO JUNE 30, 2026
ESTIMATE OF NEEDS FOR 2026-2027

EXHIBIT "E"

Schedule 4: Sinking Fund Cash Statement		
Revenue Receipts and Disbursements (Fund 41)	SINKING FUND	
	Detail	Extension
Cash on Hand June 30, 2025		$ 78,527.32
Investments Since Liquidated	$ 0.00	
COLLECTED AND APPORTIONED:		
Contributions From Other Districts	$ 0.00	
2024 and Prior Ad Valorem Tax	$ 3,590.52	
2025 Ad Valorem Tax	$ 76,478.77	
Miscellaneous Receipts	$ 1,396.09	
TOTAL RECEIPTS		$ 81,465.38
TOTAL RECEIPTS AND BALANCE		$ 159,992.70
DISBURSEMENTS:		
Coupons Paid	$ 10,552.50	
Interest Paid on Past-Due Coupons	$ 0.00	
Bonds Paid	$ 70,000.00	
Interest Paid on Past-Due Bonds	$ 0.00	
Commission Paid to Fiscal Agency	$ 0.00	
Judgments Paid	$ 0.00	
Interest Paid on Such Judgments	$ 0.00	
Investments Purchased	$ 0.00	
Judgments Paid Under 62 O.S. 1981, Sect 435	$ 0.00	
TOTAL DISBURSEMENTS		$ 80,552.50
CASH BALANCE ON HAND JUNE 30, 2026		$79,440.20

Schedule 5: Sinking Fund Balance Sheet		
	SINKING FUND	
	Detail	Extension
Cash Balance on Hand June 30, 2026		$ 79,440.20
Legal Investments Properly Maturing	$ 0.00	
Judgments Paid to Recover by Tax Levy	$ 0.00	
TOTAL LIQUID ASSETS		$ 79,440.20
DEDUCT MATURED INDEBTEDNESS:		
a. Past-Due Coupons	$ 0.00	
b. Interest Accrued Thereon	$ 0.00	
c. Past-Due Bonds	$ 0.00	
d. Interest Thereon After Last Coupon	$ 0.00	
e. Fiscal Agent Commission On Above	$ 0.00	
f. Judgements and Interest Levied for But Unpaid	$ 0.00	
TOTAL Items a. Through f. (To Extension Column)		$ 0.00
BALANCE OF ASSETS SUBJECT TO ACCRUALS		$ 79,440.20
DEDUCT ACCRUAL RESERVES IF ASSETS SUFFICIENT:		
g. Earned Unmatured Interest	$ 4,690.00	
h. Accrual on Final Coupons	$ 0.00	
i. Accrued on Unmatured Bonds	$ 70,000.00	
TOTAL Items g. Through i. (To Extension Column)		$ 74,690.00
EXCESS OF ASSETS OVER ACCRUAL RESERVES		$ 4,750.20

Schedule 6: Estimate of Sinking Fund Needs		
	SINKING FUND	
	Computed By Governing Board	Provided By Excise Board
Interest Earnings on Bonds	$ 7,035.00	$ 7,035.00
Accrual on Unmatured Bonds	$ 70,000.00	$ 70,000.00
Annual Accrual on "Prepaid" Judgments	$ 0.00	$ 0.00
Annual Accrual on Unpaid Judgments	$ 0.00	$ 0.00
Interest on Unpaid Judgments	$ 0.00	$ 0.00
Participating Contributions (Annexations):	$ 0.00	$ 0.00
For Credit to School Dist. No.	$ 0.00	$ 0.00
For Credit to School Dist. No.	$ 0.00	$ 0.00
For Credit to School Dist. No.	$ 0.00	$ 0.00
For Credit to School Dist. No.	$ 0.00	$ 0.00
Annual Accrual From Exhibit KK	$ 0.00	$ 0.00
TOTAL SINKING FUND PROVISION	$ 77,035.00	$ 77,035.00

SINKING FUND ACCOUNTS COVERING THE PERIOD JULY 1, 2025 TO JUNE 30, 2026
ESTIMATE OF NEEDS FOR 2026-2027

EXHIBIT "E"

Schedule 7: Ad Valorem Tax Account - Sinking Funds					
ACCOUNTS COVERING THE PERIOD JULY 1, 2025 TO JUNE 30, 2026			5.824 Mills		Amount
Gross Value	$ 0.00	Net Value	$ 13,830,931.00		
Total Proceeds of Levy as Certified				$	80,550.94
Additions:				$	0.00
Deductions:				$	0.00
Gross Balance Tax				$	80,550.94
Less Reserve for Delinquent Tax				$	3,835.76
Reserve for Protests Pending				$	0.00
Balance Available Tax				$	76,715.18
Deduct 2025 Tax Apportioned				$	76,478.77
Net Balance 2025 Tax in Process of Collection				**$**	**236.41**
Excess Collections				**$**	**0.00**

Schedule 8: Sinking Fund Contributions From Other Districts Due To Boundary Changes			
SCHOOL DISTRICT CONTRIBUTIONS		SINKING FUND	
		Actually Received	Provided For in Budget of Contributing School District
From School District No.		$ 0.00	$ 0.00
From School District No.		$ 0.00	$ 0.00
From School District No.		$ 0.00	$ 0.00
From School District No.		$ 0.00	$ 0.00
From School District No.		$ 0.00	$ 0.00
From School District No.		$ 0.00	$ 0.00
From School District No.		$ 0.00	$ 0.00
From School District No.		$ 0.00	$ 0.00
From School District No.		$ 0.00	$ 0.00
TOTALS		$ 0.00	$ 0.00

EXHIBIT "E"

Schedule 10: Miscellaneous Revenue	2025-26 ACCOUNT
Source	Amount
1000 DISTRICT SOURCES OF REVENUE:	
1200 Tuition & Fees	$ 0.00
1300 EARNINGS ON INVESTMENTS AND BOND SALES	
1310 Interest Earnings	$ 365.17
1320 Dividends on Insurance Policies	$ 0.00
1330 Premium on Bonds Sold	$ 0.00
1340 Accrued Interest on Bond Sales	$ 0.00
1350 Interest on Taxes	$ 0.00
1360 Earnings From Oklahoma Commission on School Funds Management	$ 0.00
1370 Proceeds From Sale of Original Bonds	$ 0.00
1390 Other Earnings on Investments	$ 0.00
TOTAL EARNINGS ON INVESTMENTS AND BOND SALES	$ 365.17
1400 RENTAL, DISPOSALS AND COMMISSIONS	
1410 Rental of School Facilities	$ 0.00
1420 Rental of Property Other Than School Facilities	$ 0.00
1430 Sales of Building and/or Real Estate	$ 0.00
1440 Sales of Equipment, Services and Materials	$ 0.00
1450 Bookstore Revenue	$ 0.00
1460 Commissions	$ 0.00
1470 Shop Revenue	$ 0.00
1490 Other Rental, Disposals and Commissions	$ 0.00
TOTAL RENTAL, DISPOSALS AND COMMISSIONS	$ 0.00
1500 Reimbursements	$ 0.00
1600 Other Local Sources of Revenue	$ 0.00
1700 Child Nutrition Programs	$ 0.00
1800 Athletics	$ 0.00
TOTAL DISTRICT SOURCES OF REVENUE	$ 365.17
2000 INTERMEDIATE SOURCES OF REVENUE:	
2100 County 4 Mill Ad Valorem Tax	$ 0.00
2200 County Apportionment (Mortgage Tax)	$ 0.00
2300 Resale of Property Fund Distribution	$ 0.00
2900 Other Intermediate Sources of Revenue	$ 0.00
TOTAL INTERMEDIATE SOURCES OF REVENUE	$ 0.00
3000 STATE SOURCES OF REVENUE:	
3100 Total Dedicated Revenue	$ 0.00
3200 Total State Aid - General Operations - Non-Categorical	$ 0.00
3300 State Aid - Competitive Grants - Categorical	$ 0.00
3400 State - Categorical	$ 0.00
3500 Special Programs	$ 0.00
3600 Other State Sources of Revenue	$ 1,030.92
3700 Child Nutrition Program	$ 0.00
3800 State Vocational Programs - Multi-Source	$ 0.00
TOTAL STATE SOURCES OF REVENUE	$ 1,030.92
4000 FEDERAL SOURCES OF REVENUE:	$ 0.00
TOTAL FEDERAL SOURCES OF REVENUE	$ 0.00
5000 NON-REVENUE RECEIPTS:	0.00
TOTAL NON-REVENUE RECEIPTS	0.00
GRAND TOTAL	**$ 1,396.09**

THIS PAGE INTENTIONALLY LEFT BLANK

CERTIFICATE OF EXCISE BOARD

State of Oklahoma, County of Comanche

We, do further certify that we have examined the statement of estimated needs for the current fiscal year ending June 30, 2026, as certified by the Board of Education of Sterling Public Schools, District Number I-3 of said County and State, and its financial statement for the preceding year, and in so doing we have diligently performed the duties imposed upon this Excise Board by 68 O. S. 2001 Section 3007, by (1) ascertaining that the financial statements, as to the statistics therein contained, reflect the true fiscal condition at the close of the fiscal year, or caused the same to be corrected so to show; (2) struck from the estimate of needs so submitted any items not authorized by law and reduced to the sum authorized by law any items restricted by statute as to the amount lawfully expendable therefor; (3) supplemented such estimate, after appropriate action, by an estimate of needs prepared by this Excise Board to make provision for mandatory functions based upon statistics authoritatively submitted; (4) computed the total means available to each fund in the manner provided, applying the Governing Board's estimate of revenue to be derived from surplus tax of the immediately preceding year and from sources other than ad valorem tax, or reduced such estimate to not less than the lawfully authorized ratio of the several sums realized from such sources during the preceding fiscal year or to such lesser sum as may reasonably be anticipated under altered law or circumstance and using for such determination the basic collections of the preceding year and the ratios on which distribution or apportionment must be made during the ensuing or current year.

To the several and specific purposes of the estimated needs as certified, we have and do hereby appropriate the surplus balances of cash on hand of the prior year, estimates of income from sources other than ad valorem taxation within the limitation fixed by law, and the proceeds of ad valorem tax levy within the number of mills authorized, either by apportionment by the Legislature, allocation by the excise board or by legal election, all of which appropriations are made in so far as the available surpluses, revenues, and levies will permit, except in that we have also provided that, after deducting items consisting of cash and the revenue from all sources other than the 2026 tax and the proceeds of the 2026 tax levy are in excess of the residue of such appropriations, by a sum included for delinquent tax, computed at .0% of such residue. And provided further, if said School District has been ascertained to be a well defined State Aid District, the local budget, as approved and appropriated for, has been applied wholly to its operating accounts.

We further certify that the amount required to be raised from tax, excluding Homesteads, for General Revenue Fund purposes as approved, requires a total ad valorem tax levy of 35.000 Mills. Said levy is within the statutory limit, and if in excess, is within the constitutional limit and has been authorized by a vote of the people of said district, as shown by certificate of the School Board to-wit:

To this District, with valuations shown below, the Excise Board allocated 5.000 Mills, plus 15.000 Mills authorized by the Constitution, plus an emergency levy of 5.000 Mills; plus local support levy of 10.000 Mills; for a total levy for the General Fund of 35.000 Mills.

We further certify that the amount required to be raised for building fund purposes as approved requires a tax levy of 5.000 Mills, and said levy has been certified as authorized by a vote of the people at an election held for that purpose. We further certify that Assessed Values used in computing Mill-vote levies have been applied as certified by the County Assessor.

We further certify that we have examined the within statements of account and estimated needs or requirements of the Governing Board of Sterling Public Schools, School District No. I-3 of said County and State, in relation to the Sinking Fund or Funds thereof, and after finding the same correct or having caused the same to be corrected pursuant to 68 O. S. 2001 Section 3009, have approved the requirements therefor to fulfill the conditions of Section 26 and 28 of Article 10, Oklahoma Constitution, and have made and certified a tax levy therefor to the extent of the excess of said total requirements over the total of items 2, 3, 6, and 12 of Exhibit Y and any other legal deduction, including a reserve of .0% for delinquent taxes.

CERTIFICATE OF EXCISE BOARD
ESTIMATE OF NEEDS FOR 2026-2027

EXHIBIT "Y"					
County Excise Board's Appropriation of Income and Revenue	General Fund	Building Fund	Co-op Fund	Child Nutrition Fund	New Sinking Fund (Exc. Homesteads)
Appropriation Approved and Provision Made	$ 4,294,193.58	$ 439,939.52	$ 0.00	$ 0.00	$ 77,035.00
Appropriation of Revenues:					
Excess of Assets Over Liabilities	$ 693,412.35	$ 237,075.56	$ 0.00	$ 0.00	$ 4,750.20
Unclaimed Protest Tax Refunds	$ 0.00	$ 0.00	$ 0.00	$ 0.00	$ 0.00
Miscellaneous Estimated Revenues	$ 3,076,963.35	$ 128,000.00	$ 0.00	$ 0.00	None
Est. Value of Surplus Tax in Process	$ 19,549.19	$ 2,794.06	$ 0.00	$ 0.00	None
Sinking Fund Contributions	$ 0.00	$ 0.00	$ 0.00	$ 0.00	$ 0.00
Surplus Building Fund Cash	$ 0.00	$ 0.00	$ 0.00	$ 0.00	$ 0.00
Total Other Than 2026 Tax	$ 3,789,924.89	$ 367,869.62	$ 0.00	$ 0.00	$ 4,750.20
Balance Required	$ 504,268.69	$ 72,069.90	$ 0.00	$ 0.00	$ 72,284.80
Add Allowance for Delinquency	$ 50,426.87	$ 7,206.99	$ 0.00	$ 0.00	$ 3,614.24
Total Required for 2026 Tax	$ 554,695.56	$ 79,276.89	$ 0.00	$ 0.00	$ 75,899.04
Rate of Levy Required and Certified	---------	---------	---------	---------	5.17 Mills

We further certify that the net assessed valuation of the Property, subject to ad valorem taxes, after the amount of all Homestead Exemptions have been deducted in the said School District as finally equalized and certified by the Board of Equalization for the current year 2026-2027 is as follows:

VALUATION AND LEVIES EXCLUDING HOMESTEADS					
County		Real	Personal	Public Service	Total
This County	Comanche	$ 11,074,503	$ 646,747	$ 1,628,886	$ 13,350,136
Joint County	Grady	$ 798,641	$ 142,990	$ 1,060	$ 942,691
Joint County	Stephens	$ 377,519	$ 7,617	$ 2,002	$ 387,138
Joint County		$ 0	$ 0	$ 0	$ 0
Joint County		$ 0	$ 0	$ 0	$ 0
Joint County		$ 0	$ 0	$ 0	$ 0
Joint County		$ 0	$ 0	$ 0	$ 0
Joint County		$ 0	$ 0	$ 0	$ 0
Joint County		$ 0	$ 0	$ 0	$ 0
Joint County		$ 0	$ 0	$ 0	$ 0
Joint County		$ 0	$ 0	$ 0	$ 0
Joint County		$ 0	$ 0	$ 0	$ 0
Joint County		$ 0	$ 0	$ 0	$ 0
Total Valuations, All Counties		$ 12,250,663	$ 797,354	$ 1,631,948	$ 14,679,965

The assessed valuations herein certified have been used in computing the rates of mill levies and the proceeds thereof appropriated as aforesaid; and that having ascertained as aforesaid, the aggregate amount to be raised by ad valorem taxation, be raised by ad valorem taxation, we thereupon made the above levies therefor as provided by law as follows:

EXHIBIT "Y" Continued:		Primary County And All Joint Counties				
Levies Required and Certified:		Valuation And Levies Excluding Homesteads			Total Required For 2026 Tax	
County		General Fund	Building Fund	Total Valuation	General	Building
This County	Comanche	37.85 Mills	5.41 Mills	$ 13,350,136	$ 505,303	$ 72,224
Joint Co.	Grady	37.48 Mills	5.35 Mills	$ 942,691	$ 35,332	$ 5,043
Joint Co.	Stephens	36.32 Mills	5.19 Mills	$ 387,138	$ 14,061	$ 2,009
Joint Co.		0.00 Mills	0.00 Mills	$ 0	$ 0	$ 0
Joint Co.		0.00 Mills	0.00 Mills	$ 0	$ 0	$ 0
Joint Co.		0.00 Mills	0.00 Mills	$ 0	$ 0	$ 0
Joint Co.		0.00 Mills	0.00 Mills	$ 0	$ 0	$ 0
Joint Co.		0.00 Mills	0.00 Mills	$ 0	$ 0	$ 0
Joint Co.		0.00 Mills	0.00 Mills	$ 0	$ 0	$ 0
Joint Co.		0.00 Mills	0.00 Mills	$ 0	$ 0	$ 0
Joint Co.		0.00 Mills	0.00 Mills	$ 0	$ 0	$ 0
Joint Co.		0.00 Mills	0.00 Mills	$ 0	$ 0	$ 0
Joint Co.		0.00 Mills	0.00 Mills	$ 0	$ 0	$ 0
Totals				$ 14,679,965	$ 554,696	$ 79,277

Sinking Fund: 5.17 Mills

We do hereby order the above levies to be certified forthwith by the Secretary of this Board to the County Assessor of said County, in order that the County Assessor may immediately extend said levies upon the Tax Rolls for the year 2026 without regard to any protest that may be filed against any levies, as required by 68 O. S. 2001, Section 2869.

Signed at _____, Oklahoma, this _____ day of _____, _____

_____ Excise Board Member

_____ Excise Board Chairman

_____ Excise Board Member

_____ Excise Board Secretary

Joint School District Levy Certification for Sterling Public Schools I-3

Career Tech District Number _____ : General Fund _____

Building Fund _____

State of Oklahoma)
) ss
County of Comanche)

I, _____, Comanche County Clerk, do hereby certify that the above levies are true and correct for the taxable year 2026.

Witness my hand and seal, on _____, _____.

_____
Comanche County Clerk

THIS PAGE INTENTIONALLY LEFT BLANK

ALL FUND ACCOUNTS COVERING THE PERIOD JULY 1, 2025 TO JUNE 30, 2026
STATISTICAL DATA FOR 2026-2027

EXHIBIT "Z"

Schedule 1: SUMMARY RECAPITULATION OF SCHOOL COSTS FOR THE FISCAL YEAR ENDING JUNE 30, 2026, AND APPORTIONMENT THEREOF

CLASSIFICATION	ACCUMULATION OF EXPENDITURES AND UNLIQUIDATED COMMITMENTS TO DETERMINE PER CAPITA COSTS					
Expenditures and Reserves	GENERAL REVENUE FUND	CHILD NUTRITION FUND	BUILDING FUND	SINKING FUND	SPECIAL REVENUE FUNDS	CAPITAL PROJECT FUNDS
Current Exp. - Educational	$ 3,153,069.20	$ 0.00	$ 121,857.17	$ 0.00	$ 0.00	$ 0.00
Current Exp. - Transportation	$ 131,902.62	$ 0.00	$ 0.00	$ 0.00	$ 0.00	$ 0.00
Current Res. - Educational	$ 6,924.92	$ 0.00	$ 13,969.28	$ 0.00	$ 0.00	$ 0.00
Current Res. - Transportation	$ 1,025.76	$ 0.00	$ 0.00	$ 0.00	$ 0.00	$ 0.00
Capital Exp. - Educational	$ 211,150.00	$ 0.00	$ 73,000.00	$ 70,000.00	$ 0.00	$ 0.00
Capital Exp. - Transportation	$ 0.00	$ 0.00	$ 0.00	$ 0.00	$ 0.00	$ 0.00
Capital Res. - Educational	$ 0.00	$ 0.00	$ 0.00	$ 0.00	$ 0.00	$ 0.00
Capital Res. - Transportation	$ 0.00	$ 0.00	$ 0.00	$ 0.00	$ 0.00	$ 0.00
Interest Paid and Reserved	$ 0.00	$ 0.00	$ 0.00	$ 10,552.50	$ 0.00	$ 0.00
TOTALS	$ 3,504,072.50	$ 0.00	$ 208,826.45	$ 80,552.50	$ 0.00	$ 0.00

Enumeration	0.00	Average Daily Attendance	0.00	Average Daily Haul	0.00

Expenditures and Reserves	ENTERPRISE FUNDS	ACTIVITY FUNDS	EXPENDABLE TRUST FUNDS	NON-EXPENDABLE TURST FUNDS	INTERNAL SERVICE FUNDS
Current Expenditures - Educational	$ 0.00	$ 0.00	$ 0.00	$ 0.00	$ 0.00
Current Expenditures - Transportation	$ 0.00	$ 0.00	$ 0.00	$ 0.00	$ 0.00
Current Reserves - Educational	$ 0.00	$ 0.00	$ 0.00	$ 0.00	$ 0.00
Current Reserves - Transportation	$ 0.00	$ 0.00	$ 0.00	$ 0.00	$ 0.00
Capital Expenditures - Educational	$ 0.00	$ 0.00	$ 0.00	$ 0.00	$ 0.00
Capital Expenditures - Transportation	$ 0.00	$ 0.00	$ 0.00	$ 0.00	$ 0.00
Capital Reserves - Educational	$ 0.00	$ 0.00	$ 0.00	$ 0.00	$ 0.00
Capital Reserves - Transportation	$ 0.00	$ 0.00	$ 0.00	$ 0.00	$ 0.00
Interest Paid and Reserved	$ 0.00	$ 0.00	$ 0.00	$ 0.00	$ 0.00
TOTALS	$ 0.00	$ 0.00	$ 0.00	$ 0.00	$ 0.00

Per Capita Cost for:	Education	$ 0.00		Transportation	$ 0.00

Expenditures and Reserves	TOTAL OF ALL APPLICABLE COSTS 2025-2026	OPERATION COSTS ONLY	TRANSPORTATION COSTS ONLY
Current Expenditures - Educational	$ 3,274,926.37	$ 3,274,926.37	$ 0.00
Current Expenditures - Transportation	$ 131,902.62	$ 0.00	$ 131,902.62
Current Reserves - Educational	$ 20,894.20	$ 20,894.20	$ 0.00
Current Reserves - Transportation	$ 1,025.76	$ 0.00	$ 1,025.76
Capital Expenditures - Educational	$ 354,150.00	$ 354,150.00	$ 0.00
Capital Expenditures - Transportation	$ 0.00	$ 0.00	$ 0.00
Capital Reserves - Educational	$ 0.00	$ 0.00	$ 0.00
Capital Reserves - Transportation	$ 0.00	$ 0.00	$ 0.00
Interest Paid and Reserved	$ 10,552.50	$ 10,552.50	$ 0.00
TOTALS	$ 3,793,451.45	$ 3,660,523.07	$ 132,928.38

Sterling Public Schools
2026-27 Budget Summary
General Fund

CODE	SOURCE	2026-27 Estimated Revenue
1110	Ad Valorem Tax-current	504,268.69
1120	Ad Valorem Tax-prior	19,549.19
1130	Revenue In Lieu of Taxes	3,324.60
1300	Interest	8,431.89
1400	Rental, Disposals, and Commissions	8,000.00
1700	Child Nutrition Local Sources	41,523.36
2100	4-Mill Levy	49,034.21
2200	Mortgage Tax	10,358.04
2300	Resale of Property	2,869.46
3110	Gross Production Tax	279.31
3120	Motor Vehicle Collections	132,350.44
3130	R.E.A. Tax	92,928.27
3140	State School Land Earnings	58,663.81
3150	Vehicle Tax Stamps	212.95
3210	Foundation & Salary Incentive	1,861,806.89
3250	Flexible Benefit	322,194.48
3400	State - Categorical - Textbooks	20,000.00
3400	State - Categorical - Resource Officer	92,000.00
3400	State - Categorical - Other	2,000.00
3700	Child Nutrition State Sources	1,519.41
3800	Vocational - State	33,720.00
4100	Indian Education	15,816.00
4100	Impact Aid	2,000.00
4100	Small, Rural School Ach. Program	32,735.00
4200	Title I, Part A	64,000.00
4200	Title II, Part A	8,500.00
4300	IDEA-B Flowthrough	65,000.00
4300	IDEA-B Pre-School	1,800.00
4700	Child Nutrition Federal Sources - Lunches	88,366.33
4700	Child Nutrition Federal Sources - Breakfast	32,946.25
4700	Child Nutrition Federal Sources - Other	8,582.66
5000	Non-Revenue Receipts	16,000.00
	Total Revenue Estimates	**3,600,781.23**
	Fund Balance, 7-01-26	693,412.35
	TOTAL 2026-27 APPROPRIATIONS	**$ 4,294,193.58**

Note - The above appropriation amount is the maximum amount that you can legally obligate your school district encumbrances and payments. If you exceed this amount, you must add to your appropriations.

Summary Sterling PS Dollar Saving Summary 11/6/2026

Elec 62-0-8	Savings
Jul	$86.76
Aug	$494.98
Sep	$334.67
Oct	$336.15
Nov	$0.00
Dec	$0.00
Jan	$0.00
Feb	$0.00
Mar	$0.00
Apr	$0.00
May	$0.00
Jun	$0.00
Total	$1,252.56

Elec 50-0-9	Savings
Jul	($65.89)
Aug	$290.91
Sep	$121.07
Oct	$161.38
Nov	$0.00
Dec	$0.00
Jan	$0.00
Feb	$0.00
Mar	$0.00
Apr	$0.00
May	$0.00
Jun	$0.00
Total	$507.47

Elec 77-1-2	Savings
Jul	$173.62
Aug	$427.99
Sep	$256.16
Oct	$209.57
Nov	$0.00
Dec	$0.00
Jan	$0.00
Feb	$0.00
Mar	$0.00
Apr	$0.00
May	$0.00
Jun	$0.00
Total	$1,067.33

All Buildings	Electric	Gas	Total
Jul	$52.42	$55.11	$107.53
Aug	$2,415.99	$56.16	$2,472.14
Sep	$1,280.48	$31.06	$1,311.54
Oct	$2,086.68	($3.19)	$2,083.49
Nov	$0.00	$0.00	$0.00
Dec	$0.00	$0.00	$0.00
Jan	$0.00	$0.00	$0.00
Feb	$0.00	$0.00	$0.00
Mar	$0.00	$0.00	$0.00
Apr	$0.00	$0.00	$0.00
May	$0.00	$0.00	$0.00
Jun	$0.00	$0.00	$0.00
Total	$5,835.57	$139.14	$5,974.71

Elec 62-1-3	Savings
Jul	($215.24)
Aug	($127.82)
Sep	($96.67)
Oct	$755.22
Nov	$0.00
Dec	$0.00
Jan	$0.00
Feb	$0.00
Mar	$0.00
Apr	$0.00
May	$0.00
Jun	$0.00
Total	$315.50

Elec 62-1-6	Savings
Jul	$73.17
Aug	$1,329.94
Sep	$665.23
Oct	$624.36
Nov	$0.00
Dec	$0.00
Jan	$0.00
Feb	$0.00
Mar	$0.00
Apr	$0.00
May	$0.00
Jun	$0.00
Total	$2,692.71

Gas 194340	Savings
Jul	$13.49
Aug	($27.94)
Sep	($3.74)
Oct	($146.57)
Nov	$0.00
Dec	$0.00
Jan	$0.00
Feb	$0.00
Mar	$0.00
Apr	$0.00
May	$0.00
Jun	$0.00
Total	($164.75)

	Savings
Current Total	$5,974.71
Savings End of Last Quarter	$0.00
Current Quarter to Date	$5,974.71
Original Total Project Fee	$137,965.00
Minimum Payment	$4,311.41
Contract date	6/9/2026

Gas 029147	Savings
Jul	$39.51
Aug	$77.07
Sep	$27.42
Oct	$81.88
Nov	$0.00
Dec	$0.00
Jan	$0.00
Feb	$0.00
Mar	$0.00
Apr	$0.00
May	$0.00
Jun	$0.00
Total	$225.87

Gas 391162	Savings
Jul	($3.67)
Aug	$1.24
Sep	($2.59)
Oct	$11.09
Nov	$0.00
Dec	$0.00
Jan	$0.00
Feb	$0.00
Mar	$0.00
Apr	$0.00
May	$0.00
Jun	$0.00
Total	$6.08

Gas 283691	Savings
Jul	$5.78
Aug	$5.78
Sep	$9.97
Oct	$50.41
Nov	$0.00
Dec	$0.00
Jan	$0.00
Feb	$0.00
Mar	$0.00
Apr	$0.00
May	$0.00
Jun	$0.00
Total	$71.94

Dollar Saving Summary **11/6/2026**

Invoice Sent Date	Payment Due Dates	Quarterly Savings	80% of Quarterly Savings	i3 Guarantee Check	Quarterly Invoice Amount	Remaining Project Fee
						$137,965.00 Initial Project Fee
	12/29/2026					
	3/29/2027					
	6/29/2027					
	9/29/2027					
	12/29/2027					
	3/29/2028					
	6/29/2028					
	9/29/2028					
	12/29/2028					
	3/29/2029					
	6/29/2029					
	9/29/2029					
	12/29/2029					
	3/29/2030					
	6/29/2030					
	9/29/2030					
	12/29/2030					
	3/29/2031					
	6/29/2031					
	9/29/2031					
	12/29/2031					
	3/29/2032					
	6/29/2032					
	9/29/2032					
	12/29/2032					
	3/29/2033					
	6/29/2033					
	9/29/2033					
	12/29/2033					
	3/29/2034					
	6/29/2034					
	9/29/2034					

Quarter Savings	**$5,974.71**
Original Total Project Fee	**$137,965.00**
Minimum Payment	**$4,311.41**

Sterling PS

Electric Summary	Savings
Jul	$52.42
Aug	$2,415.99
Sep	$1,280.48
Oct	$2,086.68
Nov	$0.00
Dec	$0.00
Jan	$0.00
Feb	$0.00
Mar	$0.00
Apr	$0.00
May	$0.00
Jun	$0.00
Total	$5,835.57

Elec 62-0-8

Sterling PS Year 1 - Elec 62-0-8 HS, Tech, SPED, Rec, Ag

HTG Balance Point	CLG Balance Point	Weather Station
56	56	Lawton (WBAN 03950)

Energy Usage

Baseline year in blue

Bill Data	$	KWH	Actual KW	KVAR	HDD	CDD	Read Days	Bill Data	$	KWH	Actual KW	KVAR	HDD	CDD	Read Days	LF base	LF new
06/17/25	$648	4,560	32.72	8.648889	0.0	608.0	30		$0	0	0	0			0	19%	0%
07/17/25	$816	6,080	24.56	8.488889	0.0	795.5	30	7/17/2026	$799	5,600	39	9	0.0	808.0	30	34%	20%
08/15/25	$1,430	10,320	42.48	8.142222	0.0	841.5	29	8/17/2026	$1,286	8,800	53	15	0.0	1,010.0	31	35%	23%
09/15/25	$1,349	9,360	44	10.8	0.0	696.0	31	9/16/2026	$1,482	10,160	52	14	0.0	984.0	30	29%	27%
10/15/25	$1,170	7,920	47.76	12.16	0.0	566.5	30	10/15/2026	$918	6,240	38	11	0.0	631.0	29	23%	24%
11/13/25	$361	4,080	23.36	7.04	55.5	168.5	29		$0	0	0	0			0	25%	0%
12/16/25	$465	5,440	28.56	11.44	322.0	83.0	33		$0	0	0	0			0	24%	0%
01/19/26	$463	5,440	25.44	7.84	301.5	32.5	34		$0	0	0	0			0	26%	0%
02/17/26	$493	5,760	22.48	5.92	439.5	28.5	29		$0	0	0	0			0	37%	0%
03/18/26	$342	3,760	24.64	4.32	121.0	110.5	29		$0	0	0	0			0	22%	0%
04/17/26	$367	4,080	25.84	8.64	1.0	347.5	30		$0	0	0	0			0	22%	0%
05/18/26	$458	4,960	34.16	9.68	3.5	366.0	31		$0	0	0	0			0	20%	0%
06/17/26	$680	5,200	24.56	9.36	0.0	654.5	30									29%	

Consumption Savings

Electrical Consumption in kilo watt hours - kwh

read dates	40.7	CDD	11.05	HDD	10.37

Base Year		1st Year	Meter Read Days		Base CDD	New CDD	Base HDD	New HDD	Adj. kWh	kWh Savings	$ Savings
Jul	6,080	5,600	30	30	795.5	808.0	0.0	0.0	6,218	618	$86.76
Aug	10,320	8,800	29	31	841.5	1,010.0	0.0	0.0	12,263	3,463	$494.98
Sep	9,360	10,160	31	30	696.0	984.0	0.0	0.0	12,502	2,342	$334.67
Oct	7,920	6,240	30	29	566.5	631.0	0.0	0.0	8,592	2,352	$336.15
Nov	4,080	0	29	0	168.5	0.0	55.5	0.0	0	0	$0.00
Dec	5,440	0	33	0	83.0	0.0	322.0	0.0	0	0	$0.00
Jan	5,440	0	34	0	32.5	0.0	301.5	0.0	0	0	$0.00
Feb	5,760	0	29	0	28.5	0.0	439.5	0.0	0	0	$0.00
Mar	3,760	0	29	0	110.5	0.0	121.0	0.0	0	0	$0.00
Apr	4,080	0	30	0	347.5	0.0	1.0	0.0	0	0	$0.00
May	4,960	0	31	0	366.0	0.0	3.5	0.0	0	0	$0.00
Jun	4,560	0	30	0	608.0	0.0	0.0	0.0	0	0	$0.00

	Balance point for heating degree days (HDD)	56
	Balance point for cooling degree days (CDD)	56
	Adjustment for read dates in kWh	40.7
	Adjustment for CDD	11.05
	Adjustment for HDD	10.37

Peak Demand Savings

	Actual KW Demand			KVAR Demand		
	Base	1st Year	kw Savings	Base	1st Year	kw Savings
Jul	25	39	(14)	8	9	(1)
Aug	42	53	(10)	8	15	(7)
Sep	44	52	(8)	11	14	(3)
Oct	48	38	10	12	11	1
Nov	23	0	0	7	0	0
Dec	29	0	0	11	0	0
Jan	25	0	0	8	0	0
Feb	22	0	0	6	0	0
Mar	25	0	0	4	0	0
Apr	26	0	0	9	0	0
May	34	0	0	10	0	0
Jun	33	0	0	9	0	0

Elec 50-0-9

Sterling PS Year 1 - Elec 50-0-9 Cafeteria

	HTG Balance Point	CLG Balance Point	Weather Station
	0	55	Lawton (WBAN 03950)

Baseline year in blue

Energy Usage

Bill Data	$	KWH	Actual KW	HDD	CDD	Read Days	Bill Data	$	KWH	Actual KW	HDD	CDD	Read Days	LF base	LF new
06/17/25	$1,039	7,888	29.93		638.0	30		$0	0	0			0	37%	0%
07/17/25	$953	8,235	18.726		825.5	30	7/17/2026	$1,169	7,963	24		838.0	30	61%	45%
08/15/25	$1,479	10,797	36.852		870.5	29	8/17/2026	$1,540	9,894	39		1,041.0	31	42%	34%
09/16/25	$1,741	13,165	37.146		751.5	32	9/16/2026	$1,906	12,746	40		1,014.0	30	46%	44%
10/15/25	$1,528	11,282	33.71		572.0	29	10/15/2026	$1,562	10,094	36		660.0	29	48%	40%
11/13/25	$872	8,472	26.217		189.5	29		$0	0	0			0	46%	0%
12/16/25	$860	8,429	25.134		92.5	33		$0	0	0			0	42%	0%
01/19/26	$811	8,390	18.853		40.0	34		$0	0	0			0	55%	0%
02/17/26	$751	7,433	19.1		36.0	29		$0	0	0			0	56%	0%
03/18/26	$826	7,737	26.248		123.5	29		$0	0	0			0	42%	0%
04/17/26	$1,015	9,807	30.54		376.5	30		$0	0	0			0	45%	0%
05/18/26	$1,121	10,412	31.788		395.0	31		$0	0	0			0	44%	0%
06/17/26	$1,126	8,713	24.518		684.5	30								49%	

Consumption Savings

Electrical Consumption in kilo watt hours - kwh

	read dates	239.5	CDD	7.38	HDD	0

Base Year		1st Year	Meter Read Days		Base CDD	New CDD	Base HDD	New HDD	Adj. kWh	kWh Savings	$ Savings
Jul	8,235	7,963	30	30	825.5	838.0	0.0	0.0	8,327	364	($65.89)
Aug	10,797	9,894	29	31	870.5	1,041.0	0.0	0.0	12,534	2,640	$290.91
Sep	13,165	12,746	32	30	751.5	1,014.0	0.0	0.0	14,623	1,877	$121.07
Oct	11,282	10,094	29	29	572.0	660.0	0.0	0.0	11,931	1,837	$161.38
Nov	8,472	0	29	0	189.5	0.0	0.0	0.0	0	0	$0.00
Dec	8,429	0	33	0	92.5	0.0	0.0	0.0	0	0	$0.00
Jan	8,390	0	34	0	40.0	0.0	0.0	0.0	0	0	$0.00
Feb	7,433	0	29	0	36.0	0.0	0.0	0.0	0	0	$0.00
Mar	7,737	0	29	0	123.5	0.0	0.0	0.0	0	0	$0.00
Apr	9,807	0	30	0	376.5	0.0	0.0	0.0	0	0	$0.00
May	10,412	0	31	0	395.0	0.0	0.0	0.0	0	0	$0.00
Jun	7,888	0	30	0	638.0	0.0	0.0	0.0	0	0	$0.00

Balance point for heating degree days (HDD)	0
Balance point for cooling degree days (CDD)	55
Adjustment for read dates in kWh	239.5
Adjustment for CDD	7.38
Adjustment for HDD	0

Peak Demand Savings

Actual KW Demand

	Base	1st Year	kw Savings
Jul	19	24	(6)
Aug	37	39	(2)
Sep	37	40	(3)
Oct	34	36	(3)
Nov	26	0	0
Dec	25	0	0
Jan	19	0	0
Feb	19	0	0
Mar	26	0	0
Apr	31	0	0
May	32	0	0
Jun	30	0	0

Elec 77-1-2

Sterling PS Year 1 - Elec 77-1-2 Elem Annex

	HTG Balance Point	CLG Balance Point	Weather Station
	0	65	Lawton (WBAN 03950)

Baseline year in blue

Energy Usage

Bill Data	$	KWH	Actual KW	HDD	CDD	Read Days	Bill Data	$	KWH	Actual KW	HDD	CDD	Read Days	LF base	LF new
06/17/25	$249	1,920	22.581		338.0	30		$0	0	0			0	12%	0%
07/17/25	$459	3,654	20.634		525.5	30	7/17/2026	$365	2,473	38		538.0	30	25%	9%
08/15/25	$804	6,114	30.232		580.5	29	8/17/2026	$623	4,184	37		731.0	31	29%	15%
09/16/25	$681	5,017	28.91		431.5	32	9/16/2026	$709	4,784	34		714.0	30	23%	20%
10/15/25	$560	4,103	24.653		282.0	29	10/15/2026	$478	3,176	30		371.0	29	24%	15%
11/13/25	$247	2,546	14.193		31.5	29		$0	0	0			0	26%	0%
12/16/25	$285	3,066	13.734		15.0	33		$0	0	0			0	28%	0%
01/19/26	$273	2,894	11.291		0.0	34		$0	0	0			0	31%	0%
02/17/26	$261	2,692	9.572		1.5	29		$0	0	0			0	40%	0%
03/18/26	$250	2,542	14.137		26.0	29		$0	0	0			0	26%	0%
04/17/26	$210	2,019	17.258		138.0	30		$0	0	0			0	16%	0%
05/18/26	$248	2,362	20.347		156.0	31		$0	0	0			0	16%	0%
06/17/26	$284	2,095	11.98		384.5	30								24%	

Consumption Savings

Electrical Consumption in kilo watt hours - kwh

read dates 76.3 CDD 6.06 HDD 0

Base Year		1st Year	Meter Read Days		Base CDD	New CDD	Base HDD	New HDD	Adj. kWh	kWh Savings	$ Savings
Jul	3,654	2,473	30	30	525.5	538.0	0.0	0.0	3,730	1,257	$173.62
Aug	6,114	4,184	29	31	580.5	731.0	0.0	0.0	7,179	2,995	$427.99
Sep	5,017	4,784	32	30	431.5	714.0	0.0	0.0	6,576	1,792	$256.16
Oct	4,103	3,176	29	29	282.0	371.0	0.0	0.0	4,642	1,466	$209.57
Nov	2,546	0	29	0	31.5	0.0	0.0	0.0	0	0	$0.00
Dec	3,066	0	33	0	15.0	0.0	0.0	0.0	0	0	$0.00
Jan	2,894	0	34	0	0.0	0.0	0.0	0.0	0	0	$0.00
Feb	2,692	0	29	0	1.5	0.0	0.0	0.0	0	0	$0.00
Mar	2,542	0	29	0	26.0	0.0	0.0	0.0	0	0	$0.00
Apr	2,019	0	30	0	138.0	0.0	0.0	0.0	0	0	$0.00
May	2,362	0	31	0	156.0	0.0	0.0	0.0	0	0	$0.00
Jun	1,920	0	30	0	338.0	0.0	0.0	0.0	0	0	$0.00

	Balance point for heating degree days (HDD)	0
	Balance point for cooling degree days (CDD)	65
	Adjustment for read dates in kWh	76.3
	Adjustment for CDD	6.06
	Adjustment for HDD	0

Peak Demand Savings

	Actual KW Demand		
	Base	1st Year	kw Savings
Jul	21	38	(17)
Aug	30	37	(7)
Sep	29	34	(5)
Oct	25	30	(6)
Nov	14	0	0
Dec	14	0	0
Jan	11	0	0
Feb	10	0	0
Mar	14	0	0
Apr	17	0	0
May	20	0	0
Jun	23	0	0

Elec 62-1-3

Sterling PS Year 1 - Elec 62-1-3 Community Center

Baseline year in blue

	HTG Balance Point	CLG Balance Point	Weather Station
	0	55	Lawton (WBAN 03950)

Energy Usage

Bill Data	$	KWH	Actual KW	KVAR	HDD	CDD	Read Days	Bill Data	$	KWH	Actual KW	KVAR	HDD	CDD	Read Days	LF base	LF new
06/17/25	$526	3,560	19.72	17.29333		638.0	30		$0	0	0	0			0	25%	0%
07/17/25	$1,134	9,240	25.04	17.18667		825.5	30	7/17/2026	$1,525	10,000	35	32		838.0	30	51%	40%
08/15/25	$1,249	9,320	27.4	18.07556		870.5	29	8/17/2026	$1,662	10,600	38	33		1,041.0	31	49%	38%
09/16/25	$1,490	11,040	31.12	28.84		751.5	32	9/16/2026	$1,885	12,280	40	35		1,014.0	30	46%	43%
10/15/25	$1,185	8,200	27.56	23.96		572.0	29	10/15/2026	$602	3,320	24	25		660.0	29	43%	20%
11/13/25	$758	6,960	25.68	21.72		189.5	29		$0	0	0	0			0	39%	0%
12/16/25	$670	6,240	19.44	17.2		92.5	33		$0	0	0	0			0	41%	0%
01/19/26	$362	3,240	8.44	7.76		40.0	34		$0	0	0	0			0	47%	0%
02/17/26	$343	3,000	7.88	7.12		36.0	29		$0	0	0	0			0	55%	0%
03/18/26	$296	2,440	7.2	6.28		123.5	29		$0	0	0	0			0	49%	0%
04/17/26	$318	2,360	16.52	18.36		376.5	30		$0	0	0	0			0	20%	0%
05/18/26	$594	4,840	24.32	24.4		395.0	31		$0	0	0	0			0	27%	0%
06/17/26	$1,338	9,680	32.76	27.88		684.5	30									41%	

Consumption Savings

Electrical Consumption in kilo watt hours - kwh

read dates	118.8	CDD	7.75	HDD	0

Base Year		1st Year	Meter Read Days		Base CDD	New CDD	Base HDD	New HDD	Adj. kWh	kWh Savings	$ Savings
Jul	9,240	10,000	30	30	825.5	838.0	0.0	0.0	9,337	(663)	($215.24)
Aug	9,320	10,600	29	31	870.5	1,041.0	0.0	0.0	10,879	279	($127.82)
Sep	11,040	12,280	32	30	751.5	1,014.0	0.0	0.0	12,837	557	($96.67)
Oct	8,200	3,320	29	29	572.0	660.0	0.0	0.0	8,882	5,562	$755.22
Nov	6,960	0	29	0	189.5	0.0	0.0	0.0	0	0	$0.00
Dec	6,240	0	33	0	92.5	0.0	0.0	0.0	0	0	$0.00
Jan	3,240	0	34	0	40.0	0.0	0.0	0.0	0	0	$0.00
Feb	3,000	0	29	0	36.0	0.0	0.0	0.0	0	0	$0.00
Mar	2,440	0	29	0	123.5	0.0	0.0	0.0	0	0	$0.00
Apr	2,360	0	30	0	376.5	0.0	0.0	0.0	0	0	$0.00
May	4,840	0	31	0	395.0	0.0	0.0	0.0	0	0	$0.00
Jun	3,560	0	30	0	638.0	0.0	0.0	0.0	0	0	$0.00

Balance point for heating degree days (HDD)	0
Balance point for cooling degree days (CDD)	55
Adjustment for read dates in kWh	118.8
Adjustment for CDD	7.75
Adjustment for HDD	0

Peak Demand Savings

	Actual KW Demand			KVAR Demand		
	Base	1st Year	kw Savings	Base	1st Year	kw Savings
Jul	25	35	(10)	17	32	(15)
Aug	27	38	(10)	18	33	(15)
Sep	31	40	(8)	29	35	(6)
Oct	28	24	3	24	25	(1)
Nov	26	0	0	22	0	0
Dec	19	0	0	17	0	0
Jan	8	0	0	8	0	0
Feb	8	0	0	7	0	0
Mar	7	0	0	6	0	0
Apr	17	0	0	18	0	0
May	24	0	0	24	0	0
Jun	20	0	0	17	0	0

Elec 62-1-6

Sterling PS Year 1 - Elec 62-1-6 Elem, Old HS, New Gym

HTG Balance Point: 60 | CLG Balance Point: 60 | Weather Station: Lawton (WBAN 03950)

Energy Usage

Baseline year in blue

Bill Data	$	KWH	Actual KW	KVAR	HDD	CDD	Read Days	Bill Data	$	KWH	Actual KW	KVAR	HDD	CDD	Read Days	LF base	LF new
06/17/25	$1,567	11,840	54	24.44444	0.0	488.0	30		$0	0	0	0			0	30%	0%
07/17/25	$1,837	14,880	43.6	22.79111	0.0	675.5	30	7/17/2026	$2,051	13,440	57	47	0.0	688.0	30	47%	33%
08/15/25	$2,899	21,280	79.68	23.42222	0.0	725.5	29	8/17/2026	$2,355	14,640	88	59	0.0	886.0	31	38%	22%
09/16/25	$2,651	18,720	80.8	46.4	0.0	591.5	32	9/16/2026	$3,012	19,200	98	58	0.0	864.0	30	30%	27%
10/15/25	$2,233	15,600	73.92	41.76	0.0	427.0	29	10/15/2026	$2,080	13,040	73	40	0.0	515.0	29	30%	26%
11/13/25	$846	7,680	43.76	18.08	94.5	91.5	29		$0	0	0	0			0	25%	0%
12/16/25	$1,046	9,840	47.28	13.76	419.5	48.5	33		$0	0	0	0			0	26%	0%
01/19/26	$1,013	9,600	39.36	12.88	414.5	9.5	34		$0	0	0	0			0	30%	0%
02/17/26	$1,335	12,720	51.12	16.4	536.0	9.0	29		$0	0	0	0			0	36%	0%
03/18/26	$859	7,840	39.44	13.04	191.5	65.0	29		$0	0	0	0			0	29%	0%
04/17/26	$1,039	9,360	52.88	29.92	21.0	247.5	30		$0	0	0	0			0	25%	0%
05/18/26	$1,079	9,360	49.36	27.76	18.0	256.5	31		$0	0	0	0			0	25%	0%
06/17/26	$1,648	12,000	44.96	31.52	0.0	534.5	30									37%	

Consumption Savings

Electrical Consumption in kilo watt hours - kwh

read dates: 123.5 | CDD: 21.54 | HDD: 14.43

Base Year		1st Year	Meter Read Days		Base CDD	New CDD	Base HDD	New HDD	Adj. kWh	kWh Savings	$ Savings
Jul	14,880	13,440	30	30	675.5	688.0	0.0	0.0	15,149	1,709	$73.17
Aug	21,280	14,640	29	31	725.5	886.0	0.0	0.0	24,984	10,344	$1,329.94
Sep	18,720	19,200	32	30	591.5	864.0	0.0	0.0	24,343	5,143	$665.23
Oct	15,600	13,040	29	29	427.0	515.0	0.0	0.0	17,496	4,456	$624.36
Nov	7,680	0	29	0	91.5	0.0	94.5	0.0	0	0	$0.00
Dec	9,840	0	33	0	48.5	0.0	419.5	0.0	0	0	$0.00
Jan	9,600	0	34	0	9.5	0.0	414.5	0.0	0	0	$0.00
Feb	12,720	0	29	0	9.0	0.0	536.0	0.0	0	0	$0.00
Mar	7,840	0	29	0	65.0	0.0	191.5	0.0	0	0	$0.00
Apr	9,360	0	30	0	247.5	0.0	21.0	0.0	0	0	$0.00
May	9,360	0	31	0	256.5	0.0	18.0	0.0	0	0	$0.00
Jun	11,840	0	30	0	488.0	0.0	0.0	0.0	0	0	$0.00

Balance point for heating degree days (HDD)	60
Balance point for cooling degree days (CDD)	60
Adjustment for read dates in kWh	123.5
Adjustment for CDD	21.54
Adjustment for HDD	14.43

Peak Demand Savings

	Actual KW Demand			KVAR Demand		
	Base	1st Year	kw Savings	Base	1st Year	kw Savings
Jul	44	57	(13)	23	47	(25)
Aug	80	88	(8)	23	59	(36)
Sep	81	98	(17)	46	58	(12)
Oct	74	73	1	42	40	1
Nov	44	0	0	18	0	0
Dec	47	0	0	14	0	0
Jan	39	0	0	13	0	0
Feb	51	0	0	16	0	0
Mar	39	0	0	13	0	0
Apr	53	0	0	30	0	0
May	49	0	0	28	0	0
Jun	54	0	0	24	0	0

Gas 194340

HTG Balance Point	CLG Balance Point	Weather Station
70	0	Lawton (WBAN 03950)

Baseline year in blue

Sterling PS Year 1 - Gas 194340 HS, Tech, SPED, Rec, Ag

Energy Usage

Bill Data	$	MCF	HDD	CDD	Read Days	Bill Data	$	MCF	HDD	CDD	Read Days
06/24/25	$508.10	5.1	2.0		28		$0.00	0			0
07/23/25	$519.54	5.9	0.0		29	7/26/2026	$499.97	5.3	0.0		33
08/21/25	$564.48	8.6	0.0		29	8/24/2026	$521.57	11.5	0.0		29
09/23/25	$611.24	15.4	3.0		33	9/23/2026	$646.03	14.8	0.0		30
10/23/25	$599.92	14.9	36.0		30	10/26/2026	$902.58	42	95.0		33
11/19/25	$1,047.62	28.7	283.5		27		$0.00	0			0
12/22/25	$3,773.76	126.7	810.5		33		$0.00	0			0
01/22/26	$3,490.67	110.7	712.5		31		$0.00	0			0
02/25/26	$5,221.54	153.2	893.5		34		$0.00	0			0
03/24/26	$1,243.57	43	272.5		27		$0.00	0			0
04/23/26	$774.57	20.2	163.0		30		$0.00	0			0
05/26/26	$685.26	17.5	106.5		33		$0.00	0			0
06/23/26	$538.26	4.9	0.0		28						

Consumption Savings

Gas consumption in MCF

Read dates	0.2	CDD	0	HDD	0.15

Base Year		1st Year	Meter Read Days		Base CDD	New CDD	Base HDD	New HDD	Adj. MCF	MCF Savings	Rate / MCF	$ Savings
Jul	5.9	5.3	29	33	0.0	0.0	0.0	0.0	6.7	1.4	9.635800	$13.49
Aug	8.6	11.5	29	29	0.0	0.0	0.0	0.0	8.6	(2.9)	9.633700	($27.94)
Sep	15.4	14.8	33	30	0.0	0.0	3.0	0.0	14.4	(0.5)	8.308400	($3.74)
Oct	14.9	42.0	30	33	0.0	0.0	36.0	95.0	24.4	(17.7)	8.304100	($146.57)
Nov	28.7	0.0	27	0	0.0	0.0	283.5	0.0	0.0	0.0	0.000000	$0.00
Dec	126.7	0.0	33	0	0.0	0.0	810.5	0.0	0.0	0.0	0.000000	$0.00
Jan	110.7	0.0	31	0	0.0	0.0	712.5	0.0	0.0	0.0	0.000000	$0.00
Feb	153.2	0.0	34	0	0.0	0.0	893.5	0.0	0.0	0.0	0.000000	$0.00
Mar	43.0	0.0	27	0	0.0	0.0	272.5	0.0	0.0	0.0	0.000000	$0.00
Apr	20.2	0.0	30	0	0.0	0.0	163.0	0.0	0.0	0.0	0.000000	$0.00
May	17.5	0.0	33	0	0.0	0.0	106.5	0.0	0.0	0.0	0.000000	$0.00
Jun	5.1	0.0	28	0	0.0	0.0	2.0	0.0	0.0	0.0	0.000000	$0.00

Balance point for heating degree days (HDD)	70
Balance point for cooling degree days (CDD)	0

Adjustment for read dates	0.2
Adjustment for CDD	0
Adjustment for HDD	0.15

Gas 029147

Sterling PS Year 1 - Gas 029147 Elem, Old HS

HTG Balance Point	CLG Balance Point	Weather Station
64	0	Lawton (WBAN 03950)

Baseline year in blue

Energy Usage

Bill Data	$	MCF	HDD	CDD	Read Days	Bill Data	$	MCF	HDD	CDD	Read Days
06/24/25	$508.10	7.5	0.0		28		$0.00	0			0
07/23/25	$519.54	8	0.0		29	7/26/2026	$499.97	3.9	0.0		33
08/21/25	$564.48	8	0.0		29	8/24/2026	$521.57	0	0.0		29
09/23/25	$611.24	9.4	0.0		33	9/23/2026	$646.03	6.1	0.0		30
10/23/25	$599.92	8.5	12.0		30	10/26/2026	$902.58	9	40.0		33
11/19/25	$1,047.62	29.7	148.0		27		$0.00	0			0
12/22/25	$3,773.76	208.7	615.0		33		$0.00	0			0
01/22/26	$3,490.67	210.5	527.5		31		$0.00	0			0
02/25/26	$5,221.54	270.2	692.0		34		$0.00	0			0
03/24/26	$1,243.57	50.3	155.5		27		$0.00	0			0
04/23/26	$774.57	15.9	80.5		30		$0.00	0			0
05/26/26	$685.26	12.5	27.0		33		$0.00	0			0
06/23/26	$538.26	7.5	0.0		28						

Consumption Savings

Gas consumption in MCF					Read dates	0	CDD	0	HDD	0.37		
Base Year		1st Year	Meter Read Days		Base CDD	New CDD	Base HDD	New HDD	Adj. MCF	MCF Savings	Rate / MCF	$ Savings
Jul	8.0	3.9	29	33	0.0	0.0	0.0	0.0	8.0	4.1	9.635800	$39.51
Aug	8.0	0.0	29	29	0.0	0.0	0.0	0.0	8.0	8.0	9.633700	$77.07
Sep	9.4	6.1	33	30	0.0	0.0	0.0	0.0	9.4	3.3	8.308400	$27.42
Oct	8.5	9.0	30	33	0.0	0.0	12.0	40.0	18.9	9.9	8.304100	$81.88
Nov	29.7	0.0	27	0	0.0	0.0	148.0	0.0	0.0	0.0	0.000000	$0.00
Dec	208.7	0.0	33	0	0.0	0.0	615.0	0.0	0.0	0.0	0.000000	$0.00
Jan	210.5	0.0	31	0	0.0	0.0	527.5	0.0	0.0	0.0	0.000000	$0.00
Feb	270.2	0.0	34	0	0.0	0.0	692.0	0.0	0.0	0.0	0.000000	$0.00
Mar	50.3	0.0	27	0	0.0	0.0	155.5	0.0	0.0	0.0	0.000000	$0.00
Apr	15.9	0.0	30	0	0.0	0.0	80.5	0.0	0.0	0.0	0.000000	$0.00
May	12.5	0.0	33	0	0.0	0.0	27.0	0.0	0.0	0.0	0.000000	$0.00
Jun	7.5	0.0	28	0	0.0	0.0	0.0	0.0	0.0	0.0	0.000000	$0.00

Balance point for heating degree days (HDD)	64
Balance point for cooling degree days (CDD)	0
Adjustment for read dates	0
Adjustment for CDD	0
Adjustment for HDD	0.37

Gas 391162

Sterling PS Year 1 - Gas 391162 Elem Annex

HTG Balance Point	CLG Balance Point	Weather Station
65	0	Lawton (WBAN 03950)

Baseline year in blue

Energy Usage

Bill Data	$	MCF	HDD	CDD	Read Days	Bill Data	$	MCF	HDD	CDD	Read Days
06/24/25	$55.37	0.5	0.0		28		$0.00	0			0
07/23/25	$55.37	0.5	0.0		29	7/27/2026	$61.69	0.8	0.0		34
08/21/25	$55.37	0.5	0.0		29	8/24/2026	$56.87	0.4	0.0		28
09/23/25	$58.31	0.7	0.0		33	9/23/2026	$66.10	0.9	0.0		30
10/23/25	$58.31	0.7	15.0		30	10/26/2026	$68.66	1.1	46.5		33
11/19/25	$148.39	6	166.0		27		$0.00	0			0
12/22/25	$298.51	25	647.0		33		$0.00	0			0
01/22/26	$371.53	25.8	557.5		31		$0.00	0			0
02/25/26	$409.21	33.7	725.0		34		$0.00	0			0
03/24/26	$160.75	8.1	170.5		27		$0.00	0			0
04/23/26	$96.63	3.1	92.5		30		$0.00	0			0
05/26/26	$72.58	1.7	37.0		33		$0.00	0			0
06/23/26	$55.66	0.3	0.0		28						

Consumption Savings

	Gas consumption in MCF				Read dates	0	CDD	0	HDD	0.04		
Base Year		1st Year	Meter Read Days		Base CDD	New CDD	Base HDD	New HDD	Adj. MCF	MCF Savings	Rate / MCF	$ Savings
Jul	0.5	0.8	29	34	0.0	0.0	0.0	0.0	0.5	(0.3)	12.225772	($3.67)
Aug	0.5	0.4	29	28	0.0	0.0	0.0	0.0	0.5	0.1	12.438091	$1.24
Sep	0.7	0.9	33	30	0.0	0.0	0.0	0.0	0.7	(0.2)	12.925590	($2.59)
Oct	0.7	1.1	30	33	0.0	0.0	15.0	46.5	2.0	0.9	12.895631	$11.09
Nov	6.0	0.0	27	0	0.0	0.0	166.0	0.0	0.0	0.0	0.000000	$0.00
Dec	25.0	0.0	33	0	0.0	0.0	647.0	0.0	0.0	0.0	0.000000	$0.00
Jan	25.8	0.0	31	0	0.0	0.0	557.5	0.0	0.0	0.0	0.000000	$0.00
Feb	33.7	0.0	34	0	0.0	0.0	725.0	0.0	0.0	0.0	0.000000	$0.00
Mar	8.1	0.0	27	0	0.0	0.0	170.5	0.0	0.0	0.0	0.000000	$0.00
Apr	3.1	0.0	30	0	0.0	0.0	92.5	0.0	0.0	0.0	0.000000	$0.00
May	1.7	0.0	33	0	0.0	0.0	37.0	0.0	0.0	0.0	0.000000	$0.00
Jun	0.5	0.0	28	0	0.0	0.0	0.0	0.0	0.0	0.0	0.000000	$0.00

Balance point for heating degree days (HDD)	65
Balance point for cooling degree days (CDD)	0

Adjustment for read dates	0
Adjustment for CDD	0
Adjustment for HDD	0.04

Gas 005797

Sterling PS Year 1 - Gas 005797 New Gym

HTG Balance Point	CLG Balance Point	Weather Station
59	0	Lawton (WBAN 03950)

Baseline year in blue

Energy Usage

Bill Data	$	MCF	HDD	CDD	Read Days	Bill Data	$	MCF	HDD	CDD	Read Days
06/24/25	$508.10	1.5	0.0		28		$0.00	0			0
07/23/25	$519.54	1.4	0.0		29	7/26/2026	$499.97	0.8	0.0		33
08/21/25	$564.48	1.3	0.0		29	8/24/2026	$521.57	0.7	0.0		29
09/23/25	$611.24	1.9	0.0		33	9/23/2026	$646.03	0.7	0.0		30
10/23/25	$599.92	1.8	0.0		30	10/26/2026	$902.58	0.8	19.5		33
11/19/25	$1,047.62	22.2	83.0		27		$0.00	0			0
12/22/25	$3,773.76	114.8	455.5		33		$0.00	0			0
01/22/26	$3,490.67	93.7	385.5		31		$0.00	0			0
02/25/26	$5,221.54	145.6	533.0		34		$0.00	0			0
03/24/26	$1,243.57	15.6	88.0		27		$0.00	0			0
04/23/26	$774.57	4.3	25.5		30		$0.00	0			0
05/26/26	$685.26	0.3	0.5		33		$0.00	0			0
06/23/26	$538.26	1.6	0.0		28						

Consumption Savings

	Gas consumption in MCF				Read dates	0	CDD	0	HDD	0.26		
Base Year		1st Year	Meter Read Days		Base CDD	New CDD	Base HDD	New HDD	Adj. MCF	MCF Savings	Rate / MCF	$ Savings
Jul	1.4	0.8	29	33	0.0	0.0	0.0	0.0	1.4	0.6	9.635800	$5.78
Aug	1.3	0.7	29	29	0.0	0.0	0.0	0.0	1.3	0.6	9.633700	$5.78
Sep	1.9	0.7	33	30	0.0	0.0	0.0	0.0	1.9	1.2	8.308400	$9.97
Oct	1.8	0.8	30	33	0.0	0.0	0.0	19.5	6.9	6.1	8.304100	$50.41
Nov	22.2	0.0	27	0	0.0	0.0	83.0	0.0	0.0	0.0	0.000000	$0.00
Dec	114.8	0.0	33	0	0.0	0.0	455.5	0.0	0.0	0.0	0.000000	$0.00
Jan	93.7	0.0	31	0	0.0	0.0	385.5	0.0	0.0	0.0	0.000000	$0.00
Feb	145.6	0.0	34	0	0.0	0.0	533.0	0.0	0.0	0.0	0.000000	$0.00
Mar	15.6	0.0	27	0	0.0	0.0	88.0	0.0	0.0	0.0	0.000000	$0.00
Apr	4.3	0.0	30	0	0.0	0.0	25.5	0.0	0.0	0.0	0.000000	$0.00
May	0.3	0.0	33	0	0.0	0.0	0.5	0.0	0.0	0.0	0.000000	$0.00
Jun	1.5	0.0	28	0	0.0	0.0	0.0	0.0	0.0	0.0	0.000000	$0.00

Balance point for heating degree days (HDD)	59
Balance point for cooling degree days (CDD)	0

Adjustment for read dates	0
Adjustment for CDD	0
Adjustment for HDD	0.26

Total Bill $	Account	Rate Code	Actual KWH	Metered KW	Billed KW	Metered KVAR
$647.81			4560	32.72	32.7	8.6
$816.17			6080	24.56	24.6	8.5
$1,429.62			10320	42.48	42.5	8.1
$1,348.69			9360	44	44	10.8
$1,170.03			7920	47.76	47.8	12.16
$360.95			4080	23.36	23.4	7.04
$464.95			5440	28.56	28.6	11.44
$463.00			5440	25.44	25.4	7.84
$493.04			5760	22.48	22.5	5.92
$342.13			3760	24.64	24.6	4.32
$367.35			4080	25.84	25.8	8.64
$457.98			4960	34.16	34.2	9.68
$680.33	956-316-162-0-8	314	5200	24.56	24.6	9.36
$799.35			5600	38.56	38.6	9.04
$1,286.16			8800	52.56	52.6	15.36
$1,481.85			10160	52.16	52.2	14.24
$918.19			6240	37.52	37.5	10.96

Start Date	End Date	Rate Billing	Cost of Fuel	Winter Storm Cost Recovery	Sterling Franchise Fee	kwh/sqft
5/18/25	6/17/25					0.20066
6/17/25	7/17/25					0.267547
7/17/25	8/15/25					0.454125
8/15/25	9/15/25					0.411881
9/15/25	10/15/25					0.348515
10/15/25	11/13/25					0.179538
11/13/25	12/16/25					0.239384
12/16/25	1/19/26					0.239384
1/19/26	2/17/26					0.253465
2/17/26	3/18/26					0.165457
3/18/26	4/17/26					0.179538
4/17/26	5/18/26					0.218262
5/18/26	6/17/26					0.228823
6/17/26	7/17/26	$589.42	$178.48	$16.09	$15.36	0.246425
7/17/26	8/17/26	$953.70	$280.47	$20.20	$24.82	0.387239
8/17/26	9/16/26	$1,098.05	$323.82	$23.33	$28.60	0.447085
9/16/26	10/15/26	$682.32	$198.88	$14.33	$17.72	0.274587

w/sqft	btu	Elec 62-0-8 Data	SF:	22725	**314**	
1.439824	15558720				6/17/2025	Summer
1.080748	20744960				7/17/2025	Summer
1.869307	35211840				8/15/2025	Summer
1.936194	31936320				9/15/2025	Summer
2.10165	27023040				10/15/2025	Summer
1.027943	13920960				11/13/2025	Winter
1.256766	18561280				12/16/2025	Winter
1.119472	18561280				1/19/2026	Winter
0.989219	19653120				2/17/2026	Winter
1.084268	12829120				3/18/2026	Winter
1.137074	13920960				4/17/2026	Winter
1.50319	16923520				5/18/2026	Winter
1.080748	17742400				6/17/2026	Summer
1.69681	19107200				7/17/2026	Summer
2.312871	30025600				8/17/2026	Summer
2.29527	34665920				9/16/2026	Summer
1.651045	21290880				10/15/2026	Summer
					1/0/1900	
					1/0/1900	
					1/0/1900

1/0/1900
1/0/1900
1/0/1900

1/0/1900
1/0/1900
1/0/1900
1/0/1900

kWh 1	kWh 2	Excess kVAR	kWh 1 $	kWh 2 $	Excess kVAR $	Tax Change $	Rider	Rate Billing	Interim Rate Refund	Cost of Fuel
1500	3060	0.00	$90.35	$211.91	$0.00	-$0.69	$35.38	$373.97	$6.36	$181.36
1500	4580	1.09	$90.35	$317.17	$1.12	-$0.91	$47.17	$493.99	$8.39	$241.81
1500	8820	0.00	$90.35	$610.80	$0.00	-$1.52	$156.08	$900.38	$13.98	$410.45
1500	7860	0.00	$90.35	$544.32	$0.00	$18.64	$150.42	$847.13	$12.71	$372.27
1500	6420	0.00	$90.35	$444.60	$0.00	$15.85	$127.27	$719.57	$10.80	$314.99
1200	2880	0.04	$54.04	$72.26	$0.04	$4.40	$72.24	$236.68	$3.00	$109.95
1200	4240	2.84	$54.04	$106.39	$2.93	$5.44	$96.06	$299.25	$3.71	$146.60
1200	4240	0.24	$54.04	$106.39	$0.25	$5.00	$97.26	$297.29	$3.66	$146.60
1200	4560	0.00	$54.04	$114.41	$0.00	$5.21	$102.98	$311.15	$3.80	$155.23
1200	2560	0.00	$54.04	$64.23	$0.00	$3.89	$67.23	$222.94	$2.85	$101.33
1200	2880	0.84	$54.04	$72.26	$0.87	$4.13	$72.95	$237.95	$3.02	$109.95
1200	3760	0.00	$54.04	$94.34	$0.00	$4.68	$88.68	$275.86	$3.42	$158.09
1500	3700	1.96	$90.35	$256.23	$2.02	$9.91	$92.97	$489.43	$7.24	$165.73
1500	4100	0.00	$90.35	$283.93	$0.00	$10.59	$100.12	$584.75	$69.05	$178.48
1500	7300	0.00	$90.35	$505.54	$0.00	$16.38	$203.49	$953.30	$106.83	$280.47
1500	8660	0.00	$90.35	$599.72	$0.00	$18.84	$234.94	########	$122.89	$323.82
1500	4740	0.00	$90.35	$328.25	$0.00	$11.74	$144.29	$681.96	$76.61	$198.88
0	0	0.00	$0.00	$0.00	$0.00	$0.00	$0.00	$0.00	$0.00	$0.00
0	0	0.00	$0.00	$0.00	$0.00	$0.00	$0.00	$0.00	$0.00	$0.00
0	0	0.00	$0.00	$0.00	$0.00	$0.00	$0.00	$0.00	$0.00	$0.00
0	0	0.00	$0.00	$0.00	$0.00	$0.00	$0.00	$0.00	$0.00	$0.00
0	0	0.00	$0.00	$0.00	$0.00	$0.00	$0.00	$0.00	$0.00	$0.00
0	0	0.00	$0.00	$0.00	$0.00	$0.00	$0.00	$0.00	$0.00	$0.00
0	0	0.00	$0.00	$0.00	$0.00	$0.00	$0.00	$0.00	$0.00	$0.00
0	0	0.00	$0.00	$0.00	$0.00	$0.00	$0.00	$0.00	$0.00	$0.00
0	0	0.00	$0.00	$0.00	$0.00	$0.00	$0.00	$0.00	$0.00	$0.00
0	0	0.00	$0.00	$0.00	$0.00	$0.00	$0.00	$0.00	$0.00	$0.00
0	0	0.00	$0.00	$0.00	$0.00	$0.00	$0.00	$0.00	$0.00	$0.00
0	0	0.00	$0.00	$0.00	$0.00	$0.00	$0.00	$0.00	$0.00	$0.00
0	0	0.00	$0.00	$0.00	$0.00	$0.00	$0.00	$0.00	$0.00	$0.00
0	0	0.00	$0.00	$0.00	$0.00	$0.00	$0.00	$0.00	$0.00	$0.00
0	0	0.00	$0.00	$0.00	$0.00	$0.00	$0.00	$0.00	$0.00	$0.00
0	0	0.00	$0.00	$0.00	$0.00	$0.00	$0.00	$0.00	$0.00	$0.00
0	0	0.00	$0.00	$0.00	$0.00	$0.00	$0.00	$0.00	$0.00	$0.00
0	0	0.00	$0.00	$0.00	$0.00	$0.00	$0.00	$0.00	$0.00	$0.00
0	0	0.00	$0.00	$0.00	$0.00	$0.00	$0.00	$0.00	$0.00	$0.00
0	0	0.00	$0.00	$0.00	$0.00	$0.00	$0.00	$0.00	$0.00	$0.00
0	0	0.00	$0.00	$0.00	$0.00	$0.00	$0.00	$0.00	$0.00	$0.00
0	0	0.00	$0.00	$0.00	$0.00	$0.00	$0.00	$0.00	$0.00	$0.00
0	0	0.00	$0.00	$0.00	$0.00	$0.00	$0.00	$0.00	$0.00	$0.00
0	0	0.00	$0.00	$0.00	$0.00	$0.00	$0.00	$0.00	$0.00	$0.00
0	0	0.00	$0.00	$0.00	$0.00	$0.00	$0.00	$0.00	$0.00	$0.00
0	0	0.00	$0.00	$0.00	$0.00	$0.00	$0.00	$0.00	$0.00	$0.00
0	0	0.00	$0.00	$0.00	$0.00	$0.00	$0.00	$0.00	$0.00	$0.00
0	0	0.00	$0.00	$0.00	$0.00	$0.00	$0.00	$0.00	$0.00	$0.00
0	0	0.00	$0.00	$0.00	$0.00	$0.00	$0.00	$0.00	$0.00	$0.00
0	0	0.00	$0.00	$0.00	$0.00	$0.00	$0.00	$0.00	$0.00	$0.00

0	0	0.00	$0.00	$0.00	$0.00	$0.00	$0.00	$0.00	$0.00	$0.00

0	0	0.00	$0.00	$0.00	$0.00	$0.00	$0.00	$0.00	$0.00	$0.00
0	0	0.00	$0.00	$0.00	$0.00	$0.00	$0.00	$0.00	$0.00	$0.00
0	0	0.00	$0.00	$0.00	$0.00	$0.00	$0.00	$0.00	$0.00	$0.00
0	0	0.00	$0.00	$0.00	$0.00	$0.00	$0.00	$0.00	$0.00	$0.00

Winter Storm Recovery Rider	Franchise Fee	**Total Bill**	Total Bill Error $	Total Bill Error %	Bill End Date	Current kWh	Baseline kW	Baseline kVAR
$11.73	$11.11	**$578.16**	$69.65	10.75%	6/17/2025		32.72	8.6
$15.64	$14.72	**$766.15**	$50.02	6.13%	7/17/2025		24.56	8.5
$26.55	$26.22	**$1,363.60**	$66.02	4.62%	8/15/2025		42.48	8.1
$24.08	$24.39	**$1,267.87**	$80.82	5.99%	9/15/2025		44	10.8
$20.38	$20.69	**$1,075.63**	$94.40	8.07%	10/15/2025		47.76	12.16
$10.50	$6.93	**$364.06**	-$3.11	-0.86%	11/13/2025		23.36	7.04
$14.00	$8.92	**$468.77**	-$3.82	-0.82%	12/16/2025		28.56	11.44
$14.00	$8.88	**$466.77**	-$3.77	-0.81%	1/19/2026		25.44	7.84
$14.82	$9.33	**$490.52**	$2.52	0.51%	2/17/2026		22.48	5.92
$10.80	$6.49	**$341.55**	$0.58	0.17%	3/18/2026		24.64	4.32
$11.72	$6.96	**$366.59**	$0.76	0.21%	4/17/2026		25.84	8.64
$14.25	$8.68	**$456.88**	$1.10	0.24%	5/18/2026		34.16	9.68
$14.94	$13.10	**$683.20**	-$2.87	-0.42%	6/17/2026		24.56	9.36
$16.09	$15.26	**$794.58**	$4.77	0.60%	7/17/2026	5600	24.56	8.5
$20.20	$24.68	**$1,278.65**	$7.51	0.58%	8/17/2026	8800	42.48	8.1
$23.33	$28.43	**$1,473.02**	$8.83	0.60%	9/16/2026	10160	44	10.8
$14.33	$17.62	**$912.78**	$5.41	0.59%	10/15/2026	6240	47.76	12.16
$0.00	$0.00	**$0.00**	$0.00	0.00%	1/0/1900	0	23.36	7.04
$0.00	$0.00	**$0.00**	$0.00	0.00%	1/0/1900	0	28.56	11.44
$0.00	$0.00	**$0.00**	$0.00	0.00%	1/0/1900	0	25.44	7.84
$0.00	$0.00	**$0.00**	$0.00	0.00%	1/0/1900	0	22.48	5.92
$0.00	$0.00	**$0.00**	$0.00	0.00%	1/0/1900	0	24.64	4.32
$0.00	$0.00	**$0.00**	$0.00	0.00%	1/0/1900	0	25.84	8.64
$0.00	$0.00	**$0.00**	$0.00	0.00%	1/0/1900	0	34.16	9.68
$0.00	$0.00	**$0.00**	$0.00	0.00%	1/0/1900	0	32.72	8.6
$0.00	$0.00	**$0.00**	$0.00	0.00%	1/0/1900	0	24.56	8.5
$0.00	$0.00	**$0.00**	$0.00	0.00%	1/0/1900	0	42.48	8.1
$0.00	$0.00	**$0.00**	$0.00	0.00%	1/0/1900	0	44	10.8
$0.00	$0.00	**$0.00**	$0.00	0.00%	1/0/1900	0	47.76	12.16
$0.00	$0.00	**$0.00**	$0.00	0.00%	1/0/1900	0	23.36	7.04
$0.00	$0.00	**$0.00**	$0.00	0.00%	1/0/1900	0	28.56	11.44
$0.00	$0.00	**$0.00**	$0.00	0.00%	1/0/1900	0	25.44	7.84
$0.00	$0.00	**$0.00**	$0.00	0.00%	1/0/1900	0	22.48	5.92
$0.00	$0.00	**$0.00**	$0.00	0.00%	1/0/1900	0	24.64	4.32
$0.00	$0.00	**$0.00**	$0.00	0.00%	1/0/1900	0	25.84	8.64
$0.00	$0.00	**$0.00**	$0.00	0.00%	1/0/1900	0	34.16	9.68
$0.00	$0.00	**$0.00**	$0.00	0.00%	1/0/1900	0	32.72	8.6
$0.00	$0.00	**$0.00**	$0.00	0.00%	1/0/1900	0	24.56	8.5
$0.00	$0.00	**$0.00**	$0.00	0.00%	1/0/1900	0	42.48	8.1
$0.00	$0.00	**$0.00**	$0.00	0.00%	1/0/1900	0	44	10.8
$0.00	$0.00	**$0.00**	$0.00	0.00%	1/0/1900	0	47.76	12.16
$0.00	$0.00	**$0.00**	$0.00	0.00%	1/0/1900	0	23.36	7.04
$0.00	$0.00	**$0.00**	$0.00	0.00%	1/0/1900	0	28.56	11.44
$0.00	$0.00	**$0.00**	$0.00	0.00%	1/0/1900	0	25.44	7.84
$0.00	$0.00	**$0.00**	$0.00	0.00%	1/0/1900	0	22.48	5.92

$0.00	$0.00	**$0.00**	$0.00	0.00%	1/0/1900	0	24.64	4.32
$0.00	$0.00	**$0.00**	$0.00	0.00%	1/0/1900	0	25.84	8.64
$0.00	$0.00	**$0.00**	$0.00	0.00%	1/0/1900	0	34.16	9.68
$0.00	$0.00	**$0.00**	$0.00	0.00%	1/0/1900	0	32.72	8.6
$0.00	$0.00	**$0.00**	$0.00	0.00%	1/0/1900	0	24.56	8.5
$0.00	$0.00	**$0.00**	$0.00	0.00%	1/0/1900	0	42.48	8.1
$0.00	$0.00	**$0.00**	$0.00	0.00%	1/0/1900	0	44	10.8
$0.00	$0.00	**$0.00**	$0.00	0.00%	1/0/1900	0	47.76	12.16
$0.00	$0.00	**$0.00**	$0.00	0.00%	1/0/1900	0	23.36	7.04
$0.00	$0.00	**$0.00**	$0.00	0.00%	1/0/1900	0	28.56	11.44
$0.00	$0.00	**$0.00**	$0.00	0.00%	1/0/1900	0	25.44	7.84
$0.00	$0.00	**$0.00**	$0.00	0.00%	1/0/1900	0	22.48	5.92
$0.00	$0.00	**$0.00**	$0.00	0.00%	1/0/1900	0	24.64	4.32
$0.00	$0.00	**$0.00**	$0.00	0.00%	1/0/1900	0	25.84	8.64
$0.00	$0.00	**$0.00**	$0.00	0.00%	1/0/1900	0	34.16	9.68
$0.00	$0.00	**$0.00**	$0.00	0.00%	1/0/1900	0	32.72	8.6
$0.00	$0.00	**$0.00**	$0.00	0.00%	1/0/1900	0	24.56	8.5
$0.00	$0.00	**$0.00**	$0.00	0.00%	1/0/1900	0	42.48	8.1
$0.00	$0.00	**$0.00**	$0.00	0.00%	1/0/1900	0	44	10.8
$0.00	$0.00	**$0.00**	$0.00	0.00%	1/0/1900	0	47.76	12.16
$0.00	$0.00	**$0.00**	$0.00	0.00%	1/0/1900	0	23.36	7.04
$0.00	$0.00	**$0.00**	$0.00	0.00%	1/0/1900	0	28.56	11.44
$0.00	$0.00	**$0.00**	$0.00	0.00%	1/0/1900	0	25.44	7.84
$0.00	$0.00	**$0.00**	$0.00	0.00%	1/0/1900	0	22.48	5.92
$0.00	$0.00	**$0.00**	$0.00	0.00%	1/0/1900	0	24.64	4.32
$0.00	$0.00	**$0.00**	$0.00	0.00%	1/0/1900	0	25.84	8.64
$0.00	$0.00	**$0.00**	$0.00	0.00%	1/0/1900	0	34.16	9.68
$0.00	$0.00	**$0.00**	$0.00	0.00%	1/0/1900	0	32.72	8.6
$0.00	$0.00	**$0.00**	$0.00	0.00%	1/0/1900	0	24.56	8.5
$0.00	$0.00	**$0.00**	$0.00	0.00%	1/0/1900	0	42.48	8.1
$0.00	$0.00	**$0.00**	$0.00	0.00%	1/0/1900	0	44	10.8
$0.00	$0.00	**$0.00**	$0.00	0.00%	1/0/1900	0	47.76	12.16
$0.00	$0.00	**$0.00**	$0.00	0.00%	1/0/1900	0	23.36	7.04
$0.00	$0.00	**$0.00**	$0.00	0.00%	1/0/1900	0	28.56	11.44
$0.00	$0.00	**$0.00**	$0.00	0.00%	1/0/1900	0	25.44	7.84
$0.00	$0.00	**$0.00**	$0.00	0.00%	1/0/1900	0	22.48	5.92
$0.00	$0.00	**$0.00**	$0.00	0.00%	1/0/1900	0	24.64	4.32
$0.00	$0.00	**$0.00**	$0.00	0.00%	1/0/1900	0	25.84	8.64
$0.00	$0.00	**$0.00**	$0.00	0.00%	1/0/1900	0	34.16	9.68
$0.00	$0.00	**$0.00**	$0.00	0.00%	1/0/1900	0	32.72	8.6
$0.00	$0.00	**$0.00**	$0.00	0.00%	1/0/1900	0	24.56	8.5
$0.00	$0.00	**$0.00**	$0.00	0.00%	1/0/1900	0	42.48	8.1
$0.00	$0.00	**$0.00**	$0.00	0.00%	1/0/1900	0	44	10.8
$0.00	$0.00	**$0.00**	$0.00	0.00%	1/0/1900	0	47.76	12.16
$0.00	$0.00	**$0.00**	$0.00	0.00%	1/0/1900	0	23.36	7.04
$0.00	$0.00	**$0.00**	$0.00	0.00%	1/0/1900	0	28.56	11.44
$0.00	$0.00	**$0.00**	$0.00	0.00%	1/0/1900	0	25.44	7.84
$0.00	$0.00	**$0.00**	$0.00	0.00%	1/0/1900	0	22.48	5.92
$0.00	$0.00	**$0.00**	$0.00	0.00%	1/0/1900	0	24.64	4.32
$0.00	$0.00	**$0.00**	$0.00	0.00%	1/0/1900	0	25.84	8.64
$0.00	$0.00	**$0.00**	$0.00	0.00%	1/0/1900	0	34.16	9.68
$0.00	$0.00	**$0.00**	$0.00	0.00%	1/0/1900	0	32.72	8.6
$0.00	$0.00	**$0.00**	$0.00	0.00%	1/0/1900	0	24.56	8.5
$0.00	$0.00	**$0.00**	$0.00	0.00%	1/0/1900	0	42.48	8.1
$0.00	$0.00	**$0.00**	$0.00	0.00%	1/0/1900	0	44	10.8
$0.00	$0.00	**$0.00**	$0.00	0.00%	1/0/1900	0	47.76	12.16
$0.00	$0.00	**$0.00**	$0.00	0.00%	1/0/1900	0	23.36	7.04
$0.00	$0.00	**$0.00**	$0.00	0.00%	1/0/1900	0	28.56	11.44
$0.00	$0.00	**$0.00**	$0.00	0.00%	1/0/1900	0	25.44	7.84
$0.00	$0.00	**$0.00**	$0.00	0.00%	1/0/1900	0	22.48	5.92
$0.00	$0.00	**$0.00**	$0.00	0.00%	1/0/1900	0	24.64	4.32

$0.00	$0.00	**$0.00**	$0.00	0.00%	1/0/1900	0	25.84	8.64
$0.00	$0.00	**$0.00**	$0.00	0.00%	1/0/1900	0	34.16	9.68
$0.00	$0.00	**$0.00**	$0.00	0.00%	1/0/1900	0	32.72	8.6
$0.00	$0.00	**$0.00**	$0.00	0.00%	1/0/1900	0	24.56	8.5

Adj kWh	Baseline kWh1	Baseline kWh2	Baseline Excess kVAR	kWh 1 $	kWh 2 $	Excess kVAR $	Tax Change	Rider
4560	1500	3060	0	$90.35	$211.91	$0.00	-$0.69	$35.38
6080	1500	4580	1.08889	$90.35	$317.17	$1.12	-$0.91	$47.17
10320	1500	8820	0	$90.35	$610.80	$0.00	-$1.52	$156.08
9360	1500	7860	0	$90.35	$544.32	$0.00	$18.64	$150.42
7920	1500	6420	0	$90.35	$444.60	$0.00	$15.85	$127.27
4080	1200	2880	0.04	$54.04	$72.26	$0.04	$4.40	$72.24
5440	1200	4240	2.84	$54.04	$106.39	$2.93	$5.44	$96.06
5440	1200	4240	0.24	$54.04	$106.39	$0.25	$5.00	$97.26
5760	1200	4560	0	$54.04	$114.41	$0.00	$5.21	$102.98
3760	1200	2560	0	$54.04	$64.23	$0.00	$3.89	$67.23
4080	1200	2880	0.84	$54.04	$72.26	$0.87	$4.13	$72.95
4960	1200	3760	0	$54.04	$94.34	$0.00	$4.68	$88.68
5200	1500	3700	1.96	$90.35	$256.23	$2.02	$9.91	$92.97
6,218	1500	4718	1.08889	$90.35	$326.74	$1.12	$11.73	$111.17
12,263	1500	10763	0	$90.35	$745.38	$0.00	$22.65	$283.58
12,502	1500	11002	0	$90.35	$761.89	$0.00	$23.08	$289.09
8,592	1500	7092	0	$90.35	$491.14	$0.00	$16.00	$198.68
0	0	0	0.04	$0.00	$0.00	$0.00	$0.00	$0.00
0	0	0	2.84	$0.00	$0.00	$0.00	$0.00	$0.00
0	0	0	0.24	$0.00	$0.00	$0.00	$0.00	$0.00
0	0	0	0	$0.00	$0.00	$0.00	$0.00	$0.00
0	0	0	0	$0.00	$0.00	$0.00	$0.00	$0.00
0	0	0	0.84	$0.00	$0.00	$0.00	$0.00	$0.00
0	0	0	0	$0.00	$0.00	$0.00	$0.00	$0.00
0	0	0	0	$0.00	$0.00	$0.00	$0.00	$0.00
	0	0	1.08889	$0.00	$0.00	$0.00	$0.00	$0.00
	0	0	0	$0.00	$0.00	$0.00	$0.00	$0.00
	0	0	0	$0.00	$0.00	$0.00	$0.00	$0.00
	0	0	0	$0.00	$0.00	$0.00	$0.00	$0.00
	0	0	0.04	$0.00	$0.00	$0.00	$0.00	$0.00
	0	0	2.84	$0.00	$0.00	$0.00	$0.00	$0.00
	0	0	0.24	$0.00	$0.00	$0.00	$0.00	$0.00
	0	0	0	$0.00	$0.00	$0.00	$0.00	$0.00
	0	0	0	$0.00	$0.00	$0.00	$0.00	$0.00
	0	0	0.84	$0.00	$0.00	$0.00	$0.00	$0.00
	0	0	0	$0.00	$0.00	$0.00	$0.00	$0.00
	0	0	0	$0.00	$0.00	$0.00	$0.00	$0.00
	0	0	1.08889	$0.00	$0.00	$0.00	$0.00	$0.00
	0	0	0	$0.00	$0.00	$0.00	$0.00	$0.00
	0	0	0	$0.00	$0.00	$0.00	$0.00	$0.00
	0	0	0	$0.00	$0.00	$0.00	$0.00	$0.00
	0	0	0.04	$0.00	$0.00	$0.00	$0.00	$0.00
	0	0	2.84	$0.00	$0.00	$0.00	$0.00	$0.00
	0	0	0.24	$0.00	$0.00	$0.00	$0.00	$0.00
	0	0	0	$0.00	$0.00	$0.00	$0.00	$0.00

0	0	0	$0.00	$0.00	$0.00	$0.00	$0.00
0	0	0.84	$0.00	$0.00	$0.00	$0.00	$0.00
0	0	0	$0.00	$0.00	$0.00	$0.00	$0.00
0	0	0	$0.00	$0.00	$0.00	$0.00	$0.00
0	0	1.08889	$0.00	$0.00	$0.00	$0.00	$0.00
0	0	0	$0.00	$0.00	$0.00	$0.00	$0.00
0	0	0	$0.00	$0.00	$0.00	$0.00	$0.00
0	0	0	$0.00	$0.00	$0.00	$0.00	$0.00
0	0	0.04	$0.00	$0.00	$0.00	$0.00	$0.00
0	0	2.84	$0.00	$0.00	$0.00	$0.00	$0.00
0	0	0.24	$0.00	$0.00	$0.00	$0.00	$0.00
0	0	0	$0.00	$0.00	$0.00	$0.00	$0.00
0	0	0	$0.00	$0.00	$0.00	$0.00	$0.00
0	0	0.84	$0.00	$0.00	$0.00	$0.00	$0.00
0	0	0	$0.00	$0.00	$0.00	$0.00	$0.00
0	0	0	$0.00	$0.00	$0.00	$0.00	$0.00
0	0	1.08889	$0.00	$0.00	$0.00	$0.00	$0.00
0	0	0	$0.00	$0.00	$0.00	$0.00	$0.00
0	0	0	$0.00	$0.00	$0.00	$0.00	$0.00
0	0	0	$0.00	$0.00	$0.00	$0.00	$0.00
0	0	0.04	$0.00	$0.00	$0.00	$0.00	$0.00
0	0	2.84	$0.00	$0.00	$0.00	$0.00	$0.00
0	0	0.24	$0.00	$0.00	$0.00	$0.00	$0.00
0	0	0	$0.00	$0.00	$0.00	$0.00	$0.00
0	0	0	$0.00	$0.00	$0.00	$0.00	$0.00
0	0	0.84	$0.00	$0.00	$0.00	$0.00	$0.00
0	0	0	$0.00	$0.00	$0.00	$0.00	$0.00
0	0	0	$0.00	$0.00	$0.00	$0.00	$0.00
0	0	1.08889	$0.00	$0.00	$0.00	$0.00	$0.00
0	0	0	$0.00	$0.00	$0.00	$0.00	$0.00
0	0	0	$0.00	$0.00	$0.00	$0.00	$0.00
0	0	0	$0.00	$0.00	$0.00	$0.00	$0.00
0	0	0.04	$0.00	$0.00	$0.00	$0.00	$0.00
0	0	2.84	$0.00	$0.00	$0.00	$0.00	$0.00
0	0	0.24	$0.00	$0.00	$0.00	$0.00	$0.00
0	0	0	$0.00	$0.00	$0.00	$0.00	$0.00
0	0	0	$0.00	$0.00	$0.00	$0.00	$0.00
0	0	0.84	$0.00	$0.00	$0.00	$0.00	$0.00
0	0	0	$0.00	$0.00	$0.00	$0.00	$0.00
0	0	0	$0.00	$0.00	$0.00	$0.00	$0.00
0	0	1.08889	$0.00	$0.00	$0.00	$0.00	$0.00
0	0	0	$0.00	$0.00	$0.00	$0.00	$0.00
0	0	0	$0.00	$0.00	$0.00	$0.00	$0.00
0	0	0	$0.00	$0.00	$0.00	$0.00	$0.00
0	0	0.04	$0.00	$0.00	$0.00	$0.00	$0.00
0	0	2.84	$0.00	$0.00	$0.00	$0.00	$0.00
0	0	0.24	$0.00	$0.00	$0.00	$0.00	$0.00
0	0	0	$0.00	$0.00	$0.00	$0.00	$0.00
0	0	0	$0.00	$0.00	$0.00	$0.00	$0.00

	0	0	0.84	$0.00	$0.00	$0.00	$0.00	$0.00
	0	0	0	$0.00	$0.00	$0.00	$0.00	$0.00
	0	0	0	$0.00	$0.00	$0.00	$0.00	$0.00
	0	0	1.08889	$0.00	$0.00	$0.00	$0.00	$0.00

Rate Billing	Interim Rate Refund	Cost of Fuel	Winter Storm Recovery Rider	Franchise Fee	Total Bill	**Current Bill**	**Savings: Baseline - Actual**
$367.61	$6.36	$181.36	$11.73	$11.11	$578.16	$578.16	**0.00**
$485.60	$8.39	$241.81	$15.64	$14.72	$766.15	$766.15	**0.00**
$886.41	$13.98	$410.45	$26.55	$26.22	$1,363.60	$1,363.60	**0.00**
$834.42	$12.71	$372.27	$24.08	$24.39	$1,267.87	$1,267.87	**0.00**
$708.77	$10.80	$314.99	$20.38	$20.69	$1,075.63	$1,075.63	**0.00**
$233.68	$3.00	$109.95	$10.50	$6.93	$364.06	$364.06	**0.00**
$295.55	$3.71	$146.60	$14.00	$8.92	$468.77	$468.77	**0.00**
$293.64	$3.66	$146.60	$14.00	$8.88	$466.77	$466.77	**0.00**
$307.34	$3.80	$155.23	$14.82	$9.33	$490.52	$490.52	**0.00**
$220.09	$2.85	$101.33	$10.80	$6.49	$341.55	$341.55	**0.00**
$234.94	$3.02	$109.95	$11.72	$6.96	$366.59	$366.59	**0.00**
$272.44	$3.42	$158.09	$14.25	$8.68	$456.88	$456.88	**0.00**
$482.18	$7.24	$165.73	$14.94	$13.10	$683.20	$683.20	**0.00**
$571.82	$76.54	$198.18	$17.86	$16.93	$881.34	$794.58	**86.76**
$1,172.66	$147.73	$390.86	$28.16	$34.22	$1,773.63	$1,278.65	**494.98**
$1,195.11	$150.54	$398.45	$28.70	$34.88	$1,807.70	$1,473.02	**334.67**
$826.88	$104.38	$273.85	$19.73	$24.10	$1,248.93	$912.78	**336.15**
$0.00	$0.00	$0.00	$0.00	$0.00	$0.00	$0.00	**0.00

$0.00	$0.00	$0.00	$0.00	$0.00	$0.00	$0.00	**0.00**

$0.00	$0.00	$0.00	$0.00	$0.00	$0.00	$0.00	**0.00**
$0.00	$0.00	$0.00	$0.00	$0.00	$0.00	$0.00	**0.00**
$0.00	$0.00	$0.00	$0.00	$0.00	$0.00	$0.00	**0.00**
$0.00	$0.00	$0.00	$0.00	$0.00	$0.00	$0.00	**0.00**

Customer Charge	LUGSPSF On-Peak < 1500 kWh	LUGSPSF On-Peak > 1500 kWh	LUGSPSF Off-Peak < 1200 kWh	LUGSPSF Off-Peak > 1200 kWh	REACTIVE POWER CHARGE SL5 ($/kVAR)	Interim Rate Adj	Cost of Fuel	Winter Storm
$30.67	0.06023	0.069252	0.045032	0.025091	1.03	1.91%	0.039772	0.002572
$30.70	0.06023	0.069252	0.045032	0.025091	1.03	1.91%	0.039772	0.002572
$30.70	0.06023	0.069252	0.045032	0.025091	1.03	1.91%	0.039772	0.002573
$30.70	0.06023	0.069252	0.045032	0.025091	1.03	1.91%	0.039772	0.002573
$30.70	0.06023	0.069252	0.045032	0.025091	1.03	1.91%	0.039772	0.002573
$30.70	0.06023	0.069252	0.045032	0.025091	1.03	1.91%	0.026949	0.002573
$30.70	0.06023	0.069252	0.045032	0.025091	1.03	1.91%	0.026949	0.002573
$30.70	0.06023	0.069252	0.045032	0.025091	1.03	1.91%	0.026949	0.002573
$30.70	0.06023	0.069252	0.045032	0.025091	1.03	1.91%	0.026949	0.002573
$30.70	0.06023	0.069252	0.045032	0.025091	1.03	1.91%	0.026949	0.002873
$30.70	0.06023	0.069252	0.045032	0.025091	1.03	1.91%	0.026949	0.002873
$30.70	0.06023	0.069252	0.045032	0.025091	1.03	1.91%	0.031872	0.002873
$30.70	0.06023	0.069252	0.045032	0.025091	1.03	1.91%	0.031872	0.002873
$30.71	0.06023	0.069252	0.045032	0.025091	1.03	17.05%	0.031872	0.002873
$30.71	0.06023	0.069252	0.045032	0.025091	1.03	17.05%	0.031872	0.002296
$30.71	0.06023	0.069252	0.045032	0.025091	1.03	17.05%	0.031872	0.002296
$30.71	0.06023	0.069252	0.045032	0.025091	1.03	17.05%	0.031872	0.002296
$0.00	0	0	0	0	0	0.00%	0	0
$0.00	0	0	0	0	0	0.00%	0	0
$0.00	0	0	0	0	0	0.00%	0	0
$0.00	0	0	0	0	0	0.00%	0	0
$0.00	0	0	0	0	0	0.00%	0	0
$0.00	0	0	0	0	0	0.00%	0	0
$0.00	0	0	0	0	0	0.00%	0	0
$0.00	0	0	0	0	0	0.00%	0	0
$0.00	0	0	0	0	0	0.00%	0	0
$0.00	0	0	0	0	0	0.00%	0	0
$0.00	0	0	0	0	0	0.00%	0	0
$0.00	0	0	0	0	0	0.00%	0	0
$0.00	0	0	0	0	0	0.00%	0	0
$0.00	0	0	0	0	0	0.00%	0	0
$0.00	0	0	0	0	0	0.00%	0	0
$0.00	0	0	0	0	0	0.00%	0	0
$0.00	0	0	0	0	0	0.00%	0	0
$0.00	0	0	0	0	0	0.00%	0	0
$0.00	0	0	0	0	0	0.00%	0	0
$0.00	0	0	0	0	0	0.00%	0	0
$0.00	0	0	0	0	0	0.00%	0	0
$0.00	0	0	0	0	0	0.00%	0	0
$0.00	0	0	0	0	0	0.00%	0	0
$0.00	0	0	0	0	0	0.00%	0	0
$0.00	0	0	0	0	0	0.00%	0	0
$0.00	0	0	0	0	0	0.00%	0	0

$0.00	0	0	0	0	0	0.00%	0	0

$0.00	0	0	0	0	0	0.00%	0	0
$0.00	0	0	0	0	0	0.00%	0	0
$0.00	0	0	0	0	0	0.00%	0	0
$0.00	0	0	0	0	0	0.00%	0	0

Tax Change Rider	Rider	Franchise Fee
-0.21%	0.007758	2.00%
-0.21%	0.007758	2.00%
-0.21%	0.015124	2.00%
2.80%	0.01607	2.00%
2.80%	0.01607	2.00%
2.80%	0.017705	2.00%
2.80%	0.017658	2.00%
2.61%	0.017879	2.00%
2.61%	0.017879	2.00%
2.61%	0.017879	2.00%
2.61%	0.017879	2.00%
2.61%	0.017879	2.00%
2.61%	0.017879	2.00%
2.61%	0.017879	2.00%
2.61%	0.023124	2.00%
2.61%	0.023124	2.00%
2.61%	0.023124	2.00%
0.00%	0	0.00%
0.00%	0	0.00%
0.00%	0	0

0.00%	0	0.00%
0.00%	0	0.00%
0.00%	0	0.00%

0.00%	0	0.00%
0.00%	0	0.00%
0.00%	0	0.00%
0.00%	0	0.00%

Total Bill $	Account	Rate Code	Actual KWH	Metered KW	Billed KW
$1,038.94			7888	29.93	29.9
$952.50			8235	18.726	18.7
$1,479.19			10797	36.852	36.9
$1,741.39			13165	37.146	37.1
$1,528.00			11282	33.71	33.7
$871.87			8472	26.217	26.2
$859.94			8429	25.134	25.1
$810.80			8390	18.853	18.9
$750.97			7433	19.1	19.1
$826.09			7737	26.248	26.2
$1,014.54			9807	30.54	30.5
$1,121.49			10412	31.788	31.8
$1,125.50	956-700-950-0-9	304	8713	24.518	24.5
$1,168.63			7963	24.483	24.5
$1,539.64			9894	39.048	39
$1,905.56			12746	40.045	40
$1,562.03			10094	36.376	36.4

Start Date	End Date	Rate Billing	Cost of Fuel	Winter Storm Cost Recovery	Franchise Fee	kwh/sqft
5/18/25	6/17/25					2.012245
6/17/25	7/17/25					2.100765
7/17/25	8/15/25					2.754337
8/15/25	9/16/25					3.358418
9/16/25	10/15/25					2.878061
10/15/25	11/13/25					2.161224
11/13/25	12/16/25					2.150255
12/16/25	1/19/26					2.140306
1/19/26	2/17/26					1.896173
2/17/26	3/18/26					1.973724
3/18/26	4/17/26					2.501786
4/17/26	5/18/26					2.656122
5/18/26	6/17/26					2.222704
6/17/26	7/17/26	$869.48	$253.80	$22.88	$22.47	2.031378
7/17/26	8/17/26	$1,164.00	$315.34	$22.72	$29.74	2.52398
8/17/26	9/16/26	$1,423.18	$406.24	$29.26	$36.79	3.251531
9/16/26	10/15/26	$1,178.97	$321.72	$23.18	$30.17	2.575

w/sqft	btu	Elec 50-0-9 Data	SF:	3920	304	
7.635204	26913856				6/17/2025	Summer
4.777041	28097820				7/17/2025	Summer
9.40102	36839364				8/15/2025	Summer
9.47602	44918980				9/16/2025	Summer
8.59949	38494184				10/15/2025	Summer
6.68801	28906464				11/13/2025	Winter
6.411735	28759748				12/16/2025	Winter
4.809439	28626680				1/19/2026	Winter
4.872449	25361396				2/17/2026	Winter
6.695918	26398644				3/18/2026	Winter
7.790816	33461484				4/17/2026	Winter
8.109184	35525744				5/18/2026	Winter
6.254592	29728756				6/17/2026	Summer
6.245663	27169756				7/17/2026	Summer
9.961224	33758328				8/17/2026	Summer
10.21556	43489352				9/16/2026	Summer
9.279592	34440728				10/15/2026	Summer
					1/0/1900	
					1/0/1900	
					1/0/1900	
					1/0/1900	
					1/0/1900	
					1/0/1900	
					1/0/1900	
					1/0/1900	
					1/0/1900	
					1/0/1900	
					1/0/1900	
					1/0/1900	
					1/0/1900	
					1/0/1900	
					1/0/1900	
					1/0/1900	
					1/0/1900	
					1/0/1900	
					1/0/1900	
					1/0/1900	
					1/0/1900	
					1/0/1900	
					1/0/1900	
					1/0/1900	
					1/0/1900	
					1/0/1900	
					1/0/1900	
					1/0/1900	
					1/0/1900	
					1/0/1900	
					1/0/1900	
					1/0/1900	

1/0/1900
1/0/1900
1/0/1900

1/0/1900
1/0/1900
1/0/1900
1/0/1900

kWh 1	kWh 2	kWh 3	Excess kVAR	kWh 1 $	kWh 2 $	kWh 3 $	Excess kVAR $	Tax Change $
4490	3399	0	0.00	$313.56	$200.61	$0.00	$0.00	-$1.18
2809	2809	2617	0.00	$196.18	$165.81	$61.35	$0.00	-$0.99
5528	5269	0	0.00	$386.08	$311.04	$0.00	$0.00	-$1.56
5572	5572	2021	0.00	$389.16	$328.91	$47.38	$0.00	$22.95
5057	5057	1169	0.00	$353.16	$298.49	$27.40	$0.00	$20.53
3933	3933	607	0.00	$185.72	$147.97	$12.62	$0.00	$11.20
3770	3770	889	0.00	$178.05	$141.86	$18.48	$0.00	$10.98
2828	2828	2734	0.00	$133.56	$106.41	$56.84	$0.00	$9.16
2865	2865	1703	0.00	$135.31	$107.80	$35.41	$0.00	$8.68
3937	3800	0	0.00	$185.94	$142.98	$0.00	$0.00	$10.00
4581	4581	645	0.00	$216.35	$172.37	$13.41	$0.00	$11.91
4768	4768	876	0.00	$225.19	$179.42	$18.20	$0.00	$12.45
3678	3678	1358	0.00	$256.86	$217.09	$31.82	$0.00	$14.62
3672	3672	618	0.00	$288.30	$243.67	$16.29	$0.00	$15.73
5857	4037	0	0.00	$459.81	$267.84	$0.00	$0.00	$20.42
6007	6007	733	0.00	$471.55	$398.55	$19.30	$0.00	$24.65
5456	4638	0	0.00	$428.35	$307.70	$0.00	$0.00	$20.64
0	0	0	0.00	$0.00	$0.00	$0.00	$0.00	$0.00
0	0	0	0.00	$0.00	$0.00	$0.00	$0.00	$0.00
0	0	0	0.00	$0.00	$0.00	$0.00	$0.00	$0.00
0	0	0	0.00	$0.00	$0.00	$0.00	$0.00	$0.00
0	0	0	0.00	$0.00	$0.00	$0.00	$0.00	$0.00
0	0	0	0.00	$0.00	$0.00	$0.00	$0.00	$0.00
0	0	0	0.00	$0.00	$0.00	$0.00	$0.00	$0.00
0	0	0	0.00	$0.00	$0.00	$0.00	$0.00	$0.00
0	0	0	0.00	$0.00	$0.00	$0.00	$0.00	$0.00
0	0	0	0.00	$0.00	$0.00	$0.00	$0.00	$0.00
0	0	0	0.00	$0.00	$0.00	$0.00	$0.00	$0.00
0	0	0	0.00	$0.00	$0.00	$0.00	$0.00	$0.00
0	0	0	0.00	$0.00	$0.00	$0.00	$0.00	$0.00
0	0	0	0.00	$0.00	$0.00	$0.00	$0.00	$0.00
0	0	0	0.00	$0.00	$0.00	$0.00	$0.00	$0.00
0	0	0	0.00	$0.00	$0.00	$0.00	$0.00	$0.00
0	0	0	0.00	$0.00	$0.00	$0.00	$0.00	$0.00
0	0	0	0.00	$0.00	$0.00	$0.00	$0.00	$0.00
0	0	0	0.00	$0.00	$0.00	$0.00	$0.00	$0.00
0	0	0	0.00	$0.00	$0.00	$0.00	$0.00	$0.00
0	0	0	0.00	$0.00	$0.00	$0.00	$0.00	$0.00
0	0	0	0.00	$0.00	$0.00	$0.00	$0.00	$0.00
0	0	0	0.00	$0.00	$0.00	$0.00	$0.00	$0.00
0	0	0	0.00	$0.00	$0.00	$0.00	$0.00	$0.00
0	0	0	0.00	$0.00	$0.00	$0.00	$0.00	$0.00
0	0	0	0.00	$0.00	$0.00	$0.00	$0.00	$0.00
0	0	0	0.00	$0.00	$0.00	$0.00	$0.00	$0.00
0	0	0	0.00	$0.00	$0.00	$0.00	$0.00	$0.00
0	0	0	0.00	$0.00	$0.00	$0.00	$0.00	$0.00
0	0	0	0.00	$0.00	$0.00	$0.00	$0.00	$0.00
0	0	0	0.00	$0.00	$0.00	$0.00	$0.00	$0.00

0	0	0	0.00	$0.00	$0.00	$0.00	$0.00	$0.00
0	0	0	0.00	$0.00	$0.00	$0.00	$0.00	$0.00
0	0	0	0.00	$0.00	$0.00	$0.00	$0.00	$0.00
0	0	0	0.00	$0.00	$0.00	$0.00	$0.00	$0.00
0	0	0	0.00	$0.00	$0.00	$0.00	$0.00	$0.00
0	0	0	0.00	$0.00	$0.00	$0.00	$0.00	$0.00
0	0	0	0.00	$0.00	$0.00	$0.00	$0.00	$0.00
0	0	0	0.00	$0.00	$0.00	$0.00	$0.00	$0.00
0	0	0	0.00	$0.00	$0.00	$0.00	$0.00	$0.00
0	0	0	0.00	$0.00	$0.00	$0.00	$0.00	$0.00
0	0	0	0.00	$0.00	$0.00	$0.00	$0.00	$0.00
0	0	0	0.00	$0.00	$0.00	$0.00	$0.00	$0.00
0	0	0	0.00	$0.00	$0.00	$0.00	$0.00	$0.00
0	0	0	0.00	$0.00	$0.00	$0.00	$0.00	$0.00
0	0	0	0.00	$0.00	$0.00	$0.00	$0.00	$0.00
0	0	0	0.00	$0.00	$0.00	$0.00	$0.00	$0.00
0	0	0	0.00	$0.00	$0.00	$0.00	$0.00	$0.00
0	0	0	0.00	$0.00	$0.00	$0.00	$0.00	$0.00
0	0	0	0.00	$0.00	$0.00	$0.00	$0.00	$0.00
0	0	0	0.00	$0.00	$0.00	$0.00	$0.00	$0.00
0	0	0	0.00	$0.00	$0.00	$0.00	$0.00	$0.00
0	0	0	0.00	$0.00	$0.00	$0.00	$0.00	$0.00
0	0	0	0.00	$0.00	$0.00	$0.00	$0.00	$0.00
0	0	0	0.00	$0.00	$0.00	$0.00	$0.00	$0.00
0	0	0	0.00	$0.00	$0.00	$0.00	$0.00	$0.00
0	0	0	0.00	$0.00	$0.00	$0.00	$0.00	$0.00
0	0	0	0.00	$0.00	$0.00	$0.00	$0.00	$0.00
0	0	0	0.00	$0.00	$0.00	$0.00	$0.00	$0.00
0	0	0	0.00	$0.00	$0.00	$0.00	$0.00	$0.00
0	0	0	0.00	$0.00	$0.00	$0.00	$0.00	$0.00
0	0	0	0.00	$0.00	$0.00	$0.00	$0.00	$0.00
0	0	0	0.00	$0.00	$0.00	$0.00	$0.00	$0.00
0	0	0	0.00	$0.00	$0.00	$0.00	$0.00	$0.00
0	0	0	0.00	$0.00	$0.00	$0.00	$0.00	$0.00
0	0	0	0.00	$0.00	$0.00	$0.00	$0.00	$0.00
0	0	0	0.00	$0.00	$0.00	$0.00	$0.00	$0.00
0	0	0	0.00	$0.00	$0.00	$0.00	$0.00	$0.00
0	0	0	0.00	$0.00	$0.00	$0.00	$0.00	$0.00
0	0	0	0.00	$0.00	$0.00	$0.00	$0.00	$0.00
0	0	0	0.00	$0.00	$0.00	$0.00	$0.00	$0.00
0	0	0	0.00	$0.00	$0.00	$0.00	$0.00	$0.00
0	0	0	0.00	$0.00	$0.00	$0.00	$0.00	$0.00
0	0	0	0.00	$0.00	$0.00	$0.00	$0.00	$0.00
0	0	0	0.00	$0.00	$0.00	$0.00	$0.00	$0.00
0	0	0	0.00	$0.00	$0.00	$0.00	$0.00	$0.00
0	0	0	0.00	$0.00	$0.00	$0.00	$0.00	$0.00
0	0	0	0.00	$0.00	$0.00	$0.00	$0.00	$0.00
0	0	0	0.00	$0.00	$0.00	$0.00	$0.00	$0.00
0	0	0	0.00	$0.00	$0.00	$0.00	$0.00	$0.00
0	0	0	0.00	$0.00	$0.00	$0.00	$0.00	$0.00
0	0	0	0.00	$0.00	$0.00	$0.00	$0.00	$0.00
0	0	0	0.00	$0.00	$0.00	$0.00	$0.00	$0.00
0	0	0	0.00	$0.00	$0.00	$0.00	$0.00	$0.00
0	0	0	0.00	$0.00	$0.00	$0.00	$0.00	$0.00
0	0	0	0.00	$0.00	$0.00	$0.00	$0.00	$0.00
0	0	0	0.00	$0.00	$0.00	$0.00	$0.00	$0.00
0	0	0	0.00	$0.00	$0.00	$0.00	$0.00	$0.00
0	0	0	0.00	$0.00	$0.00	$0.00	$0.00	$0.00
0	0	0	0.00	$0.00	$0.00	$0.00	$0.00	$0.00
0	0	0	0.00	$0.00	$0.00	$0.00	$0.00	$0.00
0	0	0	0.00	$0.00	$0.00	$0.00	$0.00	$0.00
0	0	0	0.00	$0.00	$0.00	$0.00	$0.00	$0.00
0	0	0	0.00	$0.00	$0.00	$0.00	$0.00	$0.00
0	0	0	0.00	$0.00	$0.00	$0.00	$0.00	$0.00
0	0	0	0.00	$0.00	$0.00	$0.00	$0.00	$0.00
0	0	0	0.00	$0.00	$0.00	$0.00	$0.00	$0.00
0	0	0	0.00	$0.00	$0.00	$0.00	$0.00	$0.00
0	0	0	0.00	$0.00	$0.00	$0.00	$0.00	$0.00
0	0	0	0.00	$0.00	$0.00	$0.00	$0.00	$0.00
0	0	0	0.00	$0.00	$0.00	$0.00	$0.00	$0.00

0	0	0	0.00	$0.00	$0.00	$0.00	$0.00	$0.00
0	0	0	0.00	$0.00	$0.00	$0.00	$0.00	$0.00
0	0	0	0.00	$0.00	$0.00	$0.00	$0.00	$0.00
0	0	0	0.00	$0.00	$0.00	$0.00	$0.00	$0.00

Rider	Rate Billing	Interim Rate Refund	Cost of Fuel	Winter Storm Recovery Rider	Franchise Fee	**Total Bill**	Total Bill Error $	Total Bill Error %
$61.20	$695.56	$67.84	$313.72	$20.29	$20.19	**$1,049.75**	-$10.81	-1.04%
$63.89	$596.79	$56.99	$327.52	$21.18	$18.49	**$963.98**	-$11.48	-1.20%
$163.29	$1,002.12	$89.71	$429.42	$27.78	$28.63	**$1,487.95**	-$8.76	-0.59%
$211.56	$1,151.39	$97.87	$523.60	$33.87	$33.50	**$1,742.36**	-$0.97	-0.06%
$181.30	$1,021.99	$87.55	$448.71	$29.03	$29.41	**$1,529.14**	-$1.14	-0.07%
$150.00	$608.86	$47.78	$228.31	$21.80	$16.74	**$875.71**	-$3.84	-0.44%
$148.84	$598.61	$46.84	$227.15	$21.69	$16.52	**$863.97**	-$4.03	-0.47%
$150.00	$551.40	$41.87	$226.10	$21.59	$15.55	**$814.64**	-$3.84	-0.47%
$132.89	$513.33	$39.68	$200.31	$19.13	$14.27	**$747.04**	$3.93	0.52%
$138.33	$576.52	$45.71	$208.50	$22.23	$15.70	**$822.95**	$3.14	0.38%
$175.34	$697.40	$54.45	$264.29	$28.18	$19.23	**$1,009.09**	$5.45	0.54%
$186.16	$731.90	$56.93	$331.85	$29.91	$21.28	**$1,114.94**	$6.55	0.58%
$155.78	$796.58	$66.84	$277.70	$25.03	$21.49	**$1,120.80**	$4.70	0.42%
$142.37	$862.54	$102.61	$253.80	$22.88	$22.33	**$1,161.54**	$7.09	0.61%
$228.79	$1,163.63	$133.20	$315.34	$22.72	$29.58	**$1,531.27**	$8.37	0.54%
$294.74	$1,423.14	$160.78	$406.24	$29.26	$36.59	**$1,895.23**	$10.33	0.54%
$233.41	$1,178.31	$134.63	$321.72	$23.18	$30.00	**$1,553.20**	$8.83	0.57%
$0.00	$0.00	$0.00	$0.00	$0.00	$0.00	**$0.00**	$0.00	0.00

$0.00	$0.00	$0.00	$0.00	$0.00	$0.00	**$0.00**	$0.00	0.00%

$0.00	$0.00	$0.00	$0.00	$0.00	$0.00	**$0.00**	$0.00	0.00%
$0.00	$0.00	$0.00	$0.00	$0.00	$0.00	**$0.00**	$0.00	0.00%
$0.00	$0.00	$0.00	$0.00	$0.00	$0.00	**$0.00**	$0.00	0.00%
$0.00	$0.00	$0.00	$0.00	$0.00	$0.00	**$0.00**	$0.00	0.00%

Bill End Date	Current kWh	Baseline kW	Baseline kVAR	Adj kWh	Baseline kWh1	Baseline kWh2	Baseline kWh3	Baseline Excess kVAR
6/17/2025		29.93	0	7888	4489.5	3399	0	0.00
7/17/2025		18.726	0	8235	2808.9	2809	2617	0
8/15/2025		36.852	0	10797	5527.8	5269	0	0
9/16/2025		37.146	0	13165	5571.9	5572	2021	0
10/15/2025		33.71	0	11282	5056.5	5057	1169	0
11/13/2025		26.217	0	8472	3932.55	3933	607	0
12/16/2025		25.134	0	8429	3770.1	3770	889	0
1/19/2026		18.853	0	8390	2827.95	2828	2734	0
2/17/2026		19.1	0	7433	2865	2865	1703	0
3/18/2026		26.248	0	7737	3937.2	3800	0	0
4/17/2026		30.54	0	9807	4581	4581	645	0
5/18/2026		31.788	0	10412	4768.2	4768	876	0
6/17/2026		24.518	0	8713	3677.7	3678	1358	0
7/17/2026	7963	18.726	0	8,327	2808.9	2809	2709	0
8/17/2026	9894	36.852	0	12,534	5527.8	5528	1479	0
9/16/2026	12746	37.146	0	14,623	5571.9	5572	3479	0
10/15/2026	10094	33.71	0	11,931	5056.5	5057	1818	0
1/0/1900	0	26.217	0	0	0	0	0	0
1/0/1900	0	25.134	0	0	0	0	0	0
1/0/1900	0	18.853	0	0	0	0	0	0
1/0/1900	0	19.1	0	0	0	0	0	0
1/0/1900	0	26.248	0	0	0	0	0	0
1/0/1900	0	30.54	0	0	0	0	0	0
1/0/1900	0	31.788	0	0	0	0	0	0
1/0/1900	0	29.93	0	0	0	0	0	0
1/0/1900	0	18.726	0		2808.9	-2809	0	0
1/0/1900	0	36.852	0		5527.8	-5528	0	0
1/0/1900	0	37.146	0		5571.9	-5572	0	0
1/0/1900	0	33.71	0		5056.5	-5057	0	0
1/0/1900	0	26.217	0		3932.55	-3933	0	0
1/0/1900	0	25.134	0		3770.1	-3770	0	0
1/0/1900	0	18.853	0		2827.95	-2828	0	0
1/0/1900	0	19.1	0		2865	-2865	0	0
1/0/1900	0	26.248	0		3937.2	-3937	0	0
1/0/1900	0	30.54	0		4581	-4581	0	0
1/0/1900	0	31.788	0		4768.2	-4768	0	0
1/0/1900	0	29.93	0		4489.5	-4490	0	0
1/0/1900	0	18.726	0		2808.9	-2809	0	0
1/0/1900	0	36.852	0		5527.8	-5528	0	0
1/0/1900	0	37.146	0		5571.9	-5572	0	0
1/0/1900	0	33.71	0		5056.5	-5057	0	0
1/0/1900	0	26.217	0		3932.55	-3933	0	0
1/0/1900	0	25.134	0		3770.1	-3770	0	0
1/0/1900	0	18.853	0		2827.95	-2828	0	0
1/0/1900	0	19.1	0		2865	-2865	0	0

1/0/1900	0	26.248	0	3937.2	-3937	0	0
1/0/1900	0	30.54	0	4581	-4581	0	0
1/0/1900	0	31.788	0	4768.2	-4768	0	0
1/0/1900	0	29.93	0	4489.5	-4490	0	0
1/0/1900	0	18.726	0	2808.9	-2809	0	0
1/0/1900	0	36.852	0	5527.8	-5528	0	0
1/0/1900	0	37.146	0	5571.9	-5572	0	0
1/0/1900	0	33.71	0	5056.5	-5057	0	0
1/0/1900	0	26.217	0	3932.55	-3933	0	0
1/0/1900	0	25.134	0	3770.1	-3770	0	0
1/0/1900	0	18.853	0	2827.95	-2828	0	0
1/0/1900	0	19.1	0	2865	-2865	0	0
1/0/1900	0	26.248	0	3937.2	-3937	0	0
1/0/1900	0	30.54	0	4581	-4581	0	0
1/0/1900	0	31.788	0	4768.2	-4768	0	0
1/0/1900	0	29.93	0	4489.5	-4490	0	0
1/0/1900	0	18.726	0	2808.9	-2809	0	0
1/0/1900	0	36.852	0	5527.8	-5528	0	0
1/0/1900	0	37.146	0	5571.9	-5572	0	0
1/0/1900	0	33.71	0	5056.5	-5057	0	0
1/0/1900	0	26.217	0	3932.55	-3933	0	0
1/0/1900	0	25.134	0	3770.1	-3770	0	0
1/0/1900	0	18.853	0	2827.95	-2828	0	0
1/0/1900	0	19.1	0	2865	-2865	0	0
1/0/1900	0	26.248	0	3937.2	-3937	0	0
1/0/1900	0	30.54	0	4581	-4581	0	0
1/0/1900	0	31.788	0	4768.2	-4768	0	0
1/0/1900	0	29.93	0	4489.5	-4490	0	0
1/0/1900	0	18.726	0	2808.9	-2809	0	0
1/0/1900	0	36.852	0	5527.8	-5528	0	0
1/0/1900	0	37.146	0	5571.9	-5572	0	0
1/0/1900	0	33.71	0	5056.5	-5057	0	0
1/0/1900	0	26.217	0	3932.55	-3933	0	0
1/0/1900	0	25.134	0	3770.1	-3770	0	0
1/0/1900	0	18.853	0	2827.95	-2828	0	0
1/0/1900	0	19.1	0	2865	-2865	0	0
1/0/1900	0	26.248	0	3937.2	-3937	0	0
1/0/1900	0	30.54	0	4581	-4581	0	0
1/0/1900	0	31.788	0	4768.2	-4768	0	0
1/0/1900	0	29.93	0	4489.5	-4490	0	0
1/0/1900	0	18.726	0	2808.9	-2809	0	0
1/0/1900	0	36.852	0	5527.8	-5528	0	0
1/0/1900	0	37.146	0	5571.9	-5572	0	0
1/0/1900	0	33.71	0	5056.5	-5057	0	0
1/0/1900	0	26.217	0	3932.55	-3933	0	0
1/0/1900	0	25.134	0	3770.1	-3770	0	0
1/0/1900	0	18.853	0	2827.95	-2828	0	0
1/0/1900	0	19.1	0	2865	-2865	0	0
1/0/1900	0	26.248	0	3937.2	-3937	0	0

1/0/1900	0	30.54	0	4581	-4581	0	0
1/0/1900	0	31.788	0	4768.2	-4768	0	0
1/0/1900	0	29.93	0	4489.5	-4490	0	0
1/0/1900	0	18.726	0	2808.9	-2809	0	0

kWh 1 $	kWh 2 $	kWh 3 $	Excess kVAR $	Tax Change	Rider	Rate Billing	Interim Rate Refund	Cost of Fuel
$313.56	$200.61	$0.00	$0.00	-$1.18	$61.20	$627.72	$67.84	$313.72
$196.18	$165.81	$61.35	$0.00	-$0.99	$63.89	$539.80	$56.99	$327.52
$386.08	$311.04	$0.00	$0.00	-$1.56	$163.29	$912.41	$89.71	$429.42
$389.16	$328.91	$47.38	$0.00	$22.95	$211.56	$1,053.52	$97.87	$523.60
$353.16	$298.49	$27.40	$0.00	$20.53	$181.30	$934.44	$87.55	$448.71
$185.72	$147.97	$12.62	$0.00	$11.20	$150.00	$561.08	$47.78	$228.31
$178.05	$141.86	$18.48	$0.00	$10.98	$148.84	$551.77	$46.84	$227.15
$133.56	$106.41	$56.84	$0.00	$9.16	$150.00	$509.53	$41.87	$226.10
$135.31	$107.80	$35.41	$0.00	$8.68	$132.89	$473.65	$39.68	$200.31
$185.94	$142.98	$0.00	$0.00	$10.00	$138.33	$530.81	$45.71	$208.50
$216.35	$172.37	$13.41	$0.00	$11.91	$175.34	$642.94	$54.45	$264.29
$225.19	$179.42	$18.20	$0.00	$12.45	$186.16	$674.98	$56.93	$331.85
$256.86	$217.09	$31.82	$0.00	$14.62	$155.78	$729.74	$66.84	$277.70
$220.51	$186.37	$71.39	$0.00	$13.90	$148.88	$694.62	$90.68	$265.41
$433.95	$366.77	$38.96	$0.00	$23.35	$289.84	$1,206.45	$152.30	$399.49
$437.42	$369.70	$91.68	$0.00	$24.89	$338.15	$1,315.40	$162.38	$466.07
$396.96	$335.50	$47.91	$0.00	$21.80	$275.90	$1,131.64	$142.19	$380.28
$0.00	$0.00	$0.00	$0.00	$0.00	$0.00	$0.00	$0.00	$0.00
$0.00	$0.00	$0.00	$0.00	$0.00	$0.00	$0.00	$0.00	$0.00
$0.00	$0.00	$0.00	$0.00	$0.00	$0.00	$0.00	$0.00	$0.00
$0.00	$0.00	$0.00	$0.00	$0.00	$0.00	$0.00	$0.00	$0.00
$0.00	$0.00	$0.00	$0.00	$0.00	$0.00	$0.00	$0.00	$0.00
$0.00	$0.00	$0.00	$0.00	$0.00	$0.00	$0.00	$0.00	$0.00
$0.00	$0.00	$0.00	$0.00	$0.00	$0.00	$0.00	$0.00	$0.00
$0.00	$0.00	$0.00	$0.00	$0.00	$0.00	$0.00	$0.00	$0.00
$0.00	$0.00	$0.00	$0.00	$0.00	$0.00	$0.00	$0.00	$0.00
$0.00	$0.00	$0.00	$0.00	$0.00	$0.00	$0.00	$0.00	$0.00
$0.00	$0.00	$0.00	$0.00	$0.00	$0.00	$0.00	$0.00	$0.00
$0.00	$0.00	$0.00	$0.00	$0.00	$0.00	$0.00	$0.00	$0.00
$0.00	$0.00	$0.00	$0.00	$0.00	$0.00	$0.00	$0.00	$0.00
$0.00	$0.00	$0.00	$0.00	$0.00	$0.00	$0.00	$0.00	$0.00
$0.00	$0.00	$0.00	$0.00	$0.00	$0.00	$0.00	$0.00	$0.00
$0.00	$0.00	$0.00	$0.00	$0.00	$0.00	$0.00	$0.00	$0.00
$0.00	$0.00	$0.00	$0.00	$0.00	$0.00	$0.00	$0.00	$0.00
$0.00	$0.00	$0.00	$0.00	$0.00	$0.00	$0.00	$0.00	$0.00
$0.00	$0.00	$0.00	$0.00	$0.00	$0.00	$0.00	$0.00	$0.00
$0.00	$0.00	$0.00	$0.00	$0.00	$0.00	$0.00	$0.00	$0.00
$0.00	$0.00	$0.00	$0.00	$0.00	$0.00	$0.00	$0.00	$0.00
$0.00	$0.00	$0.00	$0.00	$0.00	$0.00	$0.00	$0.00	$0.00
$0.00	$0.00	$0.00	$0.00	$0.00	$0.00	$0.00	$0.00	$0.00
$0.00	$0.00	$0.00	$0.00	$0.00	$0.00	$0.00	$0.00	$0.00
$0.00	$0.00	$0.00	$0.00	$0.00	$0.00	$0.00	$0.00	$0.00
$0.00	$0.00	$0.00	$0.00	$0.00	$0.00	$0.00	$0.00	$0.00
$0.00	$0.00	$0.00	$0.00	$0.00	$0.00	$0.00	$0.00	$0.00

$0.00	$0.00	$0.00	$0.00	$0.00	$0.00	$0.00	$0.00	$0.00

$0.00	$0.00	$0.00	$0.00	$0.00	$0.00	$0.00	$0.00	$0.00
$0.00	$0.00	$0.00	$0.00	$0.00	$0.00	$0.00	$0.00	$0.00
$0.00	$0.00	$0.00	$0.00	$0.00	$0.00	$0.00	$0.00	$0.00
$0.00	$0.00	$0.00	$0.00	$0.00	$0.00	$0.00	$0.00	$0.00

Winter Storm Recovery Rider	Franchise Fee	Total Bill	Current Bill	Savings: Baseline - Actual	GSPSF Customer Charge (304)	GSPSF On-Peak Tier 1 ($/kWh)	GSPSF On-Peak Tier 2 ($/kWh)	GSPSF On-Peak Tier 3 ($/kWh)
$20.29	$20.19	$1,049.75	$1,049.75	**0.00**	$53.53	0.069843	0.05903	0.023441
$21.18	$18.49	$963.98	$963.98	**0.00**	$53.56	0.069843	0.05903	0.023441
$27.78	$28.63	$1,487.95	$1,487.95	**0.00**	$53.56	0.069843	0.05903	0.023441
$33.87	$33.50	$1,742.36	$1,742.36	**0.00**	$53.56	0.069843	0.05903	0.023441
$29.03	$29.41	$1,529.14	$1,529.14	**0.00**	$53.56	0.069843	0.05903	0.023441
$21.80	$16.74	$875.71	$875.71	**0.00**	$53.56	0.069843	0.05903	0.023441
$21.69	$16.52	$863.97	$863.97	**0.00**	$53.56	0.069843	0.05903	0.023441
$21.59	$15.55	$814.64	$814.64	**0.00**	$53.56	0.069843	0.05903	0.023441
$19.13	$14.27	$747.04	$747.04	**0.00**	$53.56	0.069843	0.05903	0.023441
$22.23	$15.70	$822.95	$822.95	**0.00**	$53.56	0.069843	0.05903	0.023441
$28.18	$19.23	$1,009.09	$1,009.09	**0.00**	$53.56	0.069843	0.05903	0.023441
$29.91	$21.28	$1,114.94	$1,114.94	**0.00**	$53.56	0.069843	0.05903	0.023441
$25.03	$21.49	$1,120.80	$1,120.80	**0.00**	$53.56	0.069843	0.05903	0.023441
$23.92	$21.01	$1,095.65	$1,161.54	**(65.89)**	$53.57	0.078504	0.06635	0.026348
$28.78	$35.16	$1,822.18	$1,531.27	**290.91**	$53.57	0.078504	0.06635	0.026348
$33.57	$38.88	$2,016.30	$1,895.23	**121.07**	$53.57	0.078504	0.06635	0.026348
$27.39	$33.08	$1,714.58	$1,553.20	**161.38**	$53.57	0.078504	0.06635	0.026348
$0.00	$0.00	$0.00	$0.00	**0.00**	$0.00	0	0	0
$0.00	$0.00	$0.00	$0.00	**0.00**	$0.00	0	0	0
$0.00	$0.00	$0.00	$0.00	**0.00**	$0.00	0	0	0
$0.00	$0.00	$0.00	$0.00	**0.00**	$0.00	0	0	0
$0.00	$0.00	$0.00	$0.00	**0.00**	$0.00	0	0	0
$0.00	$0.00	$0.00	$0.00	**0.00**	$0.00	0	0	0
$0.00	$0.00	$0.00	$0.00	**0.00**	$0.00	0	0	0
$0.00	$0.00	$0.00	$0.00	**0.00**	$0.00	0	0	0
$0.00	$0.00	$0.00	$0.00	**0.00**	$0.00	0	0	0
$0.00	$0.00	$0.00	$0.00	**0.00**	$0.00	0	0	0
$0.00	$0.00	$0.00	$0.00	**0.00**	$0.00	0	0	0
$0.00	$0.00	$0.00	$0.00	**0.00**	$0.00	0	0	0
$0.00	$0.00	$0.00	$0.00	**0.00**	$0.00	0	0	0
$0.00	$0.00	$0.00	$0.00	**0.00**	$0.00	0	0	0
$0.00	$0.00	$0.00	$0.00	**0.00**	$0.00	0	0	0
$0.00	$0.00	$0.00	$0.00	**0.00**	$0.00	0	0	0
$0.00	$0.00	$0.00	$0.00	**0.00**	$0.00	0	0	0
$0.00	$0.00	$0.00	$0.00	**0.00**	$0.00	0	0	0
$0.00	$0.00	$0.00	$0.00	**0.00**	$0.00	0	0	0
$0.00	$0.00	$0.00	$0.00	**0.00**	$0.00	0	0	0
$0.00	$0.00	$0.00	$0.00	**0.00**	$0.00	0	0	0
$0.00	$0.00	$0.00	$0.00	**0.00**	$0.00	0	0	0
$0.00	$0.00	$0.00	$0.00	**0.00**	$0.00	0	0	0
$0.00	$0.00	$0.00	$0.00	**0.00**	$0.00	0	0	0
$0.00	$0.00	$0.00	$0.00	**0.00**	$0.00	0	0	0
$0.00	$0.00	$0.00	$0.00	**0.00**	$0.00	0	0	0
$0.00	$0.00	$0.00	$0.00	**0.00**	$0.00	0	0	0
$0.00	$0.00	$0.00	$0.00	**0.00**	$0.00	0	0	0
$0.00	$0.00	$0.00	$0.00	**0.00**	$0.00	0	0	0

$0.00	$0.00	$0.00	$0.00	**0.00**	$0.00	0	0	0

$0.00	$0.00	$0.00	$0.00	**0.00**	$0.00	0	0	0
$0.00	$0.00	$0.00	$0.00	**0.00**	$0.00	0	0	0
$0.00	$0.00	$0.00	$0.00	**0.00**	$0.00	0	0	0
$0.00	$0.00	$0.00	$0.00	**0.00**	$0.00	0	0	0

GSPSF Off-Peak Tier 1 ($/kWh)	GSPSF Off-Peak Tier 2 ($/kWh)	GSPSF Off-Peak Tier 3 ($/kWh)	REACTIVE POWER CHARGE SL5 ($/kVAR)	IRR COM/IND SL4/5 (% of Base Rate)	FCA SL5 ($/kWh)	WFA COM SL4/5 ($/kWh)	TAX CHANGE (% of Base Rate)
0.047227	0.037628	0.02079	1.03	11.95%	0.039772	0.002572	-0.21%
0.047227	0.037628	0.02079	1.03	11.95%	0.039772	0.002572	-0.21%
0.047227	0.037628	0.02079	1.03	11.95%	0.039772	0.002573	-0.21%
0.047227	0.037628	0.02079	1.03	11.95%	0.039772	0.002573	2.80%
0.047227	0.037628	0.02079	1.03	11.95%	0.039772	0.002573	2.80%
0.047227	0.037628	0.02079	1.03	11.95%	0.026949	0.002573	2.80%
0.047227	0.037628	0.02079	1.03	11.95%	0.026949	0.002573	2.80%
0.047227	0.037628	0.02079	1.03	11.95%	0.026949	0.002573	2.61%
0.047227	0.037628	0.02079	1.03	11.95%	0.026949	0.002573	2.61%
0.047227	0.037628	0.02079	1.03	11.95%	0.026949	0.002873	2.61%
0.047227	0.037628	0.02079	1.03	11.95%	0.026949	0.002873	2.61%
0.047227	0.037628	0.02079	1.03	11.95%	0.031872	0.002873	2.61%
0.047227	0.037628	0.02079	1.03	11.95%	0.031872	0.002873	2.61%
0.053083	0.042294	0.023368	1.03	17.05%	0.031872	0.002873	2.61%
0.053083	0.042294	0.023368	1.03	17.05%	0.031872	0.002296	2.61%
0.053083	0.042294	0.023368	1.03	17.05%	0.031872	0.002296	2.61%
0.053083	0.042294	0.023368	1.03	17.05%	0.031872	0.002296	2.61%
0	0	0	0	0.00%	0	0	0.00%
0	0	0	0	0.00%	0	0	0.00%
0	0	0	0	0.00%	0	0	0.00%
0	0	0	0	0.00%	0	0	0.00%
0	0	0	0	0.00%	0	0	0.00%
0	0	0	0	0.00%	0	0	0.00%
0	0	0	0	0.00%	0	0	0.00%
0	0	0	0	0.00%	0	0	0.00%
0	0	0	0	0.00%	0	0	0.00%
0	0	0	0	0.00%	0	0	0.00%
0	0	0	0	0.00%	0	0	0.00%
0	0	0	0	0.00%	0	0	0.00%
0	0	0	0	0.00%	0	0	0.00%
0	0	0	0	0.00%	0	0	0.00%
0	0	0	0	0.00%	0	0	0.00%
0	0	0	0	0.00%	0	0	0.00%
0	0	0	0	0.00%	0	0	0.00%
0	0	0	0	0.00%	0	0	0.00%
0	0	0	0	0.00%	0	0	0.00%
0	0	0	0	0.00%	0	0	0.00%
0	0	0	0	0.00%	0	0	0.00%
0	0	0	0	0.00%	0	0	0.00%
0	0	0	0	0.00%	0	0	0.00%
0	0	0	0	0.00%	0	0	0.00%
0	0	0	0	0.00%	0	0	0.00%
0	0	0	0	0.00%	0	0	0.00%
0	0	0	0	0.00%	0	0	0.00%
0	0	0	0	0.00%	0	0	0.00%
0	0	0	0	0.00%	0	0	0.00%
0	0	0	0	0.00%	0	0	0.00%
0	0	0	0	0.00%	0	0	0.00%
0	0	0	0	0.00%	0	0	0.00%
0	0	0	0	0.00%	0	0	0.00%

0	0	0	0	0.00%	0	0	0.00%

0	0	0	0	0.00%	0	0	0.00%
0	0	0	0	0.00%	0	0	0.00%
0	0	0	0	0.00%	0	0	0.00%
0	0	0	0	0.00%	0	0	0.00%

Rider	Franchise Fee
0.007758	2.00%
0.007758	2.00%
0.015124	2.00%
0.01607	2.00%
0.01607	2.00%
0.017705	2.00%
0.017658	2.00%
0.017879	2.00%
0.017879	2.00%
0.017879	2.00%
0.017879	2.00%
0.017879	2.00%
0.017879	2.00%
0.017879	2.00%
0.023124	2.00%
0.023124	2.00%
0.023124	2.00%
0	0.00%
0	0.00%
0	0.00%
0	0.00%
0	0.00%
0	0.00%
0	0.00%
0	0.00%
0	0.00%
0	0.00%
0	0.00%
0	0.00%
0	0.00%
0	0.00%
0	0.00%
0	0.00%
0	0.00%
0	0.00%
0	0.00%
0	0.00%
0	0.00%
0	0.00%
0	0.00%
0	0.00%
0	0.00%
0	0.00%
0	0.00%
0	0.00%
0	0.00%

0	0.00%
0	0.00%
0	0.00%

0	0.00%
0	0.00%
0	0.00%
0	0.00%

Total Bill $	Account	Rate Code	Actual KWH	Metered KW	Billed KW
$249.25			1920	22.581	22.6
$458.67			3654	20.634	20.6
$803.61			6114	30.232	30.2
$680.99			5017	28.91	28.9
$560.21			4103	24.653	24.7
$246.77			2546	14.193	14.2
$285.35			3066	13.734	13.7
$272.95			2894	11.291	11.3
$260.89			2692	9.572	9.6
$249.81			2542	14.137	14.1
$210.18			2019	17.258	17.3
$248.04			2362	20.347	20.3
$283.94	955-828-377-1-2	314	2095	11.98	12
$364.68			2473	38.132	38.1
$622.50			4184	36.818	36.8
$708.81			4784	33.801	33.8
$477.61			3176	30.362	30.4

Start Date	End Date	Rate Billing	Cost of Fuel	Winter Storm Cost Recovery	Sterling Franchise Fee	kwh/sqft
5/18/25	6/17/25					0.229363
6/17/25	7/17/25					0.436507
7/17/25	8/15/25					0.730379
8/15/25	9/16/25					0.599331
9/16/25	10/15/25					0.490145
10/15/25	11/13/25					0.304145
11/13/25	12/16/25					0.366264
12/16/25	1/19/26					0.345717
1/19/26	2/17/26					0.321586
2/17/26	3/18/26					0.303667
3/18/26	4/17/26					0.24119
4/17/26	5/18/26					0.282165
5/18/26	6/17/26					0.250269
6/17/26	7/17/26	$271.75	$78.82	$7.10	$7.01	0.295425
7/17/26	8/17/26	$464.21	$133.35	$9.61	$12.02	0.499821
8/17/26	9/16/26	$527.88	$152.48	$10.98	$13.68	0.571497
9/16/26	10/15/26	$357.35	$101.23	$7.29	$9.22	0.379405

w/sqft	btu	Elec 77-1-2 Data	SF:	8371	314	
2.697527	6551040				6/17/2025	Summer
2.464938	12467448				7/17/2025	Summer
3.611516	20860968				8/15/2025	Summer
3.45359	17118004				9/16/2025	Summer
2.945048	13999436				10/15/2025	Summer
1.695496	8686952				11/13/2025	Winter
1.640664	10461192				12/16/2025	Winter
1.348823	9874328				1/19/2026	Winter
1.143472	9185104				2/17/2026	Winter
1.688807	8673304				3/18/2026	Winter
2.061641	6888828				4/17/2026	Winter
2.430653	8059144				5/18/2026	Winter
1.431131	7148140				6/17/2026	Summer
4.55525	8437876				7/17/2026	Summer
4.39828	14275808				8/17/2026	Summer
4.037869	16323008				9/16/2026	Summer
3.627046	10836512				10/15/2026	Summer
					1/0/1900	
					1/0/1900	
					1/0/1900	
					1/0/1900	
					1/0/1900	
					1/0/1900	
					1/0/1900	
					1/0/1900	
					1/0/1900	
					1/0/1900	
					1/0/1900	
					1/0/1900	
					1/0/1900	
					1/0/1900	
					1/0/1900	
					1/0/1900	
					1/0/1900	
					1/0/1900	
					1/0/1900	
					1/0/1900	
					1/0/1900	
					1/0/1900	
					1/0/1900	
					1/0/1900	
					1/0/1900	
					1/0/1900	
					1/0/1900	
					1/0/1900	
					1/0/1900	
					1/0/1900	
					1/0/1900	
					1/0/1900	
					1/0/1900	
					1/0/1900	
					1/0/1900	

1/0/1900
1/0/1900
1/0/1900

1/0/1900
1/0/1900
1/0/1900
1/0/1900

kWh 1	kWh 2	Excess kVAR	kWh 1 $	kWh 2 $	Excess kVAR $	Tax Change $	Rider	Rate Billing	Interim Rate Refund	Cost of Fuel
1500	420	0.00	$90.35	$29.09	$0.00	-$0.31	$14.90	$167.55	$2.87	$76.36
1500	2154	0.00	$90.35	$149.17	$0.00	-$0.56	$28.35	$303.16	$5.16	$145.33
1500	4614	0.00	$90.35	$319.53	$0.00	-$0.92	$92.47	$540.54	$8.41	$243.17
1500	3517	0.00	$90.35	$243.56	$0.00	$10.22	$80.62	$462.41	$6.96	$199.54
1500	2603	0.00	$90.35	$180.26	$0.00	$8.44	$65.94	$381.44	$5.75	$163.18
1200	1346	0.00	$54.04	$33.77	$0.00	$3.32	$45.08	$169.17	$2.26	$68.61
1200	1866	0.00	$54.04	$46.82	$0.00	$3.69	$54.14	$191.90	$2.51	$82.63
1200	1694	0.00	$54.04	$42.50	$0.00	$3.33	$51.74	$184.74	$2.43	$77.99
1200	1492	0.00	$54.04	$37.44	$0.00	$3.19	$48.13	$175.83	$2.33	$72.55
1200	1342	0.00	$54.04	$33.67	$0.00	$3.10	$45.45	$169.22	$2.26	$68.50
1200	819	0.00	$54.04	$20.55	$0.00	$2.75	$36.10	$146.15	$2.01	$54.41
1200	1162	0.00	$54.04	$29.16	$0.00	$2.98	$42.23	$161.28	$2.18	$75.28
1500	595	0.00	$90.35	$41.20	$0.00	$4.24	$37.46	$207.05	$3.10	$66.77
1500	973	0.00	$90.35	$67.38	$0.00	$4.93	$44.21	$269.71	$32.13	$78.82
1500	2684	0.00	$90.35	$185.87	$0.00	$8.02	$96.75	$464.03	$52.33	$133.35
1500	3284	0.00	$90.35	$227.42	$0.00	$9.11	$110.63	$527.63	$59.42	$152.48
1500	1676	0.00	$90.35	$116.07	$0.00	$6.20	$73.44	$357.19	$40.43	$101.23
0	0	0.00	$0.00	$0.00	$0.00	$0.00	$0.00	$0.00	$0.00	$0.00
0	0	0.00	$0.00	$0.00	$0.00	$0.00	$0.00	$0.00	$0.00	$0.00
0	0	0.00	$0.00	$0.00	$0.00	$0.00	$0.00	$0.00	$0.00	$0.00
0	0	0.00	$0.00	$0.00	$0.00	$0.00	$0.00	$0.00	$0.00	$0.00
0	0	0.00	$0.00	$0.00	$0.00	$0.00	$0.00	$0.00	$0.00	$0.00
0	0	0.00	$0.00	$0.00	$0.00	$0.00	$0.00	$0.00	$0.00	$0.00
0	0	0.00	$0.00	$0.00	$0.00	$0.00	$0.00	$0.00	$0.00	$0.00
0	0	0.00	$0.00	$0.00	$0.00	$0.00	$0.00	$0.00	$0.00	$0.00
0	0	0.00	$0.00	$0.00	$0.00	$0.00	$0.00	$0.00	$0.00	$0.00
0	0	0.00	$0.00	$0.00	$0.00	$0.00	$0.00	$0.00	$0.00	$0.00
0	0	0.00	$0.00	$0.00	$0.00	$0.00	$0.00	$0.00	$0.00	$0.00
0	0	0.00	$0.00	$0.00	$0.00	$0.00	$0.00	$0.00	$0.00	$0.00
0	0	0.00	$0.00	$0.00	$0.00	$0.00	$0.00	$0.00	$0.00	$0.00
0	0	0.00	$0.00	$0.00	$0.00	$0.00	$0.00	$0.00	$0.00	$0.00
0	0	0.00	$0.00	$0.00	$0.00	$0.00	$0.00	$0.00	$0.00	$0.00
0	0	0.00	$0.00	$0.00	$0.00	$0.00	$0.00	$0.00	$0.00	$0.00
0	0	0.00	$0.00	$0.00	$0.00	$0.00	$0.00	$0.00	$0.00	$0.00
0	0	0.00	$0.00	$0.00	$0.00	$0.00	$0.00	$0.00	$0.00	$0.00
0	0	0.00	$0.00	$0.00	$0.00	$0.00	$0.00	$0.00	$0.00	$0.00
0	0	0.00	$0.00	$0.00	$0.00	$0.00	$0.00	$0.00	$0.00	$0.00
0	0	0.00	$0.00	$0.00	$0.00	$0.00	$0.00	$0.00	$0.00	$0.00
0	0	0.00	$0.00	$0.00	$0.00	$0.00	$0.00	$0.00	$0.00	$0.00
0	0	0.00	$0.00	$0.00	$0.00	$0.00	$0.00	$0.00	$0.00	$0.00
0	0	0.00	$0.00	$0.00	$0.00	$0.00	$0.00	$0.00	$0.00	$0.00
0	0	0.00	$0.00	$0.00	$0.00	$0.00	$0.00	$0.00	$0.00	$0.00
0	0	0.00	$0.00	$0.00	$0.00	$0.00	$0.00	$0.00	$0.00	$0.00
0	0	0.00	$0.00	$0.00	$0.00	$0.00	$0.00	$0.00	$0.00	$0.00
0	0	0.00	$0.00	$0.00	$0.00	$0.00	$0.00	$0.00	$0.00	$0.00
0	0	0.00	$0.00	$0.00	$0.00	$0.00	$0.00	$0.00	$0.00	$0.00

0	0	0.00	$0.00	$0.00	$0.00	$0.00	$0.00	$0.00	$0.00	$0.00

0	0	0.00	$0.00	$0.00	$0.00	$0.00	$0.00	$0.00	$0.00	$0.00
0	0	0.00	$0.00	$0.00	$0.00	$0.00	$0.00	$0.00	$0.00	$0.00
0	0	0.00	$0.00	$0.00	$0.00	$0.00	$0.00	$0.00	$0.00	$0.00
0	0	0.00	$0.00	$0.00	$0.00	$0.00	$0.00	$0.00	$0.00	$0.00

Winter Storm Recovery Rider	Franchise Fee	**Total Bill**	Total Bill Error $	Total Bill Error %	Bill End Date	Current kWh	Baseline kW	Baseline kVAR
$4.94	$4.88	**$253.73**	-$4.48	-1.80%	6/17/2025		22.581	0
$9.40	$8.97	**$466.86**	-$8.19	-1.78%	7/17/2025		20.634	0
$15.73	$15.67	**$815.11**	-$11.50	-1.43%	8/15/2025		30.232	0
$12.91	$13.24	**$688.09**	-$7.10	-1.04%	9/16/2025		28.91	0
$10.56	$10.89	**$566.07**	-$5.86	-1.05%	10/15/2025		24.653	0
$6.55	$4.76	**$249.09**	-$2.32	-0.94%	11/13/2025		14.193	0
$7.89	$5.49	**$287.90**	-$2.55	-0.89%	12/16/2025		13.734	0
$7.45	$5.25	**$275.43**	-$2.48	-0.91%	1/19/2026		11.291	0
$6.93	$4.97	**$260.27**	$0.62	0.24%	2/17/2026		9.572	0
$7.30	$4.75	**$249.78**	$0.03	0.01%	3/18/2026		14.137	0
$5.80	$4.01	**$210.37**	-$0.19	-0.09%	4/17/2026		17.258	0
$6.79	$4.73	**$248.08**	-$0.04	-0.01%	5/18/2026		20.347	0
$6.02	$5.48	**$285.31**	-$1.37	-0.48%	6/17/2026		11.98	0
$7.10	$6.97	**$362.60**	$2.08	0.57%	7/17/2026	2473	20.634	0
$9.61	$11.95	**$618.94**	$3.56	0.57%	8/17/2026	4184	30.232	0
$10.98	$13.60	**$704.69**	$4.12	0.58%	9/16/2026	4784	28.91	0
$7.29	$9.17	**$474.88**	$2.73	0.57%	10/15/2026	3176	24.653	0
$0.00	$0.00	**$0.00**	$0.00	0.00%	1/0/1900	0	14.193	0
$0.00	$0.00	**$0.00**	$0.00	0.00%	1/0/1900	0	13.734	0
$0.00	$0.00	**$0.00**	$0.00	0.00%	1/0/1900	0	11.291	0
$0.00	$0.00	**$0.00**	$0.00	0.00%	1/0/1900	0	9.572	0
$0.00	$0.00	**$0.00**	$0.00	0.00%	1/0/1900	0	14.137	0
$0.00	$0.00	**$0.00**	$0.00	0.00%	1/0/1900	0	17.258	0
$0.00	$0.00	**$0.00**	$0.00	0.00%	1/0/1900	0	20.347	0
$0.00	$0.00	**$0.00**	$0.00	0.00%	1/0/1900	0	22.581	0
$0.00	$0.00	**$0.00**	$0.00	0.00%	1/0/1900	0	20.634	0
$0.00	$0.00	**$0.00**	$0.00	0.00%	1/0/1900	0	30.232	0
$0.00	$0.00	**$0.00**	$0.00	0.00%	1/0/1900	0	28.91	0
$0.00	$0.00	**$0.00**	$0.00	0.00%	1/0/1900	0	24.653	0
$0.00	$0.00	**$0.00**	$0.00	0.00%	1/0/1900	0	14.193	0
$0.00	$0.00	**$0.00**	$0.00	0.00%	1/0/1900	0	13.734	0
$0.00	$0.00	**$0.00**	$0.00	0.00%	1/0/1900	0	11.291	0
$0.00	$0.00	**$0.00**	$0.00	0.00%	1/0/1900	0	9.572	0
$0.00	$0.00	**$0.00**	$0.00	0.00%	1/0/1900	0	14.137	0
$0.00	$0.00	**$0.00**	$0.00	0.00%	1/0/1900	0	17.258	0
$0.00	$0.00	**$0.00**	$0.00	0.00%	1/0/1900	0	20.347	0
$0.00	$0.00	**$0.00**	$0.00	0.00%	1/0/1900	0	22.581	0
$0.00	$0.00	**$0.00**	$0.00	0.00%	1/0/1900	0	20.634	0
$0.00	$0.00	**$0.00**	$0.00	0.00%	1/0/1900	0	30.232	0
$0.00	$0.00	**$0.00**	$0.00	0.00%	1/0/1900	0	28.91	0
$0.00	$0.00	**$0.00**	$0.00	0.00%	1/0/1900	0	24.653	0
$0.00	$0.00	**$0.00**	$0.00	0.00%	1/0/1900	0	14.193	0
$0.00	$0.00	**$0.00**	$0.00	0.00%	1/0/1900	0	13.734	0
$0.00	$0.00	**$0.00**	$0.00	0.00%	1/0/1900	0	11.291	0
$0.00	$0.00	**$0.00**	$0.00	0.00%	1/0/1900	0	9.572	0

$0.00	$0.00	**$0.00**	$0.00	0.00%	1/0/1900	0	14.137	0
$0.00	$0.00	**$0.00**	$0.00	0.00%	1/0/1900	0	17.258	0
$0.00	$0.00	**$0.00**	$0.00	0.00%	1/0/1900	0	20.347	0
$0.00	$0.00	**$0.00**	$0.00	0.00%	1/0/1900	0	22.581	0
$0.00	$0.00	**$0.00**	$0.00	0.00%	1/0/1900	0	20.634	0
$0.00	$0.00	**$0.00**	$0.00	0.00%	1/0/1900	0	30.232	0
$0.00	$0.00	**$0.00**	$0.00	0.00%	1/0/1900	0	28.91	0
$0.00	$0.00	**$0.00**	$0.00	0.00%	1/0/1900	0	24.653	0
$0.00	$0.00	**$0.00**	$0.00	0.00%	1/0/1900	0	14.193	0
$0.00	$0.00	**$0.00**	$0.00	0.00%	1/0/1900	0	13.734	0
$0.00	$0.00	**$0.00**	$0.00	0.00%	1/0/1900	0	11.291	0
$0.00	$0.00	**$0.00**	$0.00	0.00%	1/0/1900	0	9.572	0
$0.00	$0.00	**$0.00**	$0.00	0.00%	1/0/1900	0	14.137	0
$0.00	$0.00	**$0.00**	$0.00	0.00%	1/0/1900	0	17.258	0
$0.00	$0.00	**$0.00**	$0.00	0.00%	1/0/1900	0	20.347	0
$0.00	$0.00	**$0.00**	$0.00	0.00%	1/0/1900	0	22.581	0
$0.00	$0.00	**$0.00**	$0.00	0.00%	1/0/1900	0	20.634	0
$0.00	$0.00	**$0.00**	$0.00	0.00%	1/0/1900	0	30.232	0
$0.00	$0.00	**$0.00**	$0.00	0.00%	1/0/1900	0	28.91	0
$0.00	$0.00	**$0.00**	$0.00	0.00%	1/0/1900	0	24.653	0
$0.00	$0.00	**$0.00**	$0.00	0.00%	1/0/1900	0	14.193	0
$0.00	$0.00	**$0.00**	$0.00	0.00%	1/0/1900	0	13.734	0
$0.00	$0.00	**$0.00**	$0.00	0.00%	1/0/1900	0	11.291	0
$0.00	$0.00	**$0.00**	$0.00	0.00%	1/0/1900	0	9.572	0
$0.00	$0.00	**$0.00**	$0.00	0.00%	1/0/1900	0	14.137	0
$0.00	$0.00	**$0.00**	$0.00	0.00%	1/0/1900	0	17.258	0
$0.00	$0.00	**$0.00**	$0.00	0.00%	1/0/1900	0	20.347	0
$0.00	$0.00	**$0.00**	$0.00	0.00%	1/0/1900	0	22.581	0
$0.00	$0.00	**$0.00**	$0.00	0.00%	1/0/1900	0	20.634	0
$0.00	$0.00	**$0.00**	$0.00	0.00%	1/0/1900	0	30.232	0
$0.00	$0.00	**$0.00**	$0.00	0.00%	1/0/1900	0	28.91	0
$0.00	$0.00	**$0.00**	$0.00	0.00%	1/0/1900	0	24.653	0
$0.00	$0.00	**$0.00**	$0.00	0.00%	1/0/1900	0	14.193	0
$0.00	$0.00	**$0.00**	$0.00	0.00%	1/0/1900	0	13.734	0
$0.00	$0.00	**$0.00**	$0.00	0.00%	1/0/1900	0	11.291	0
$0.00	$0.00	**$0.00**	$0.00	0.00%	1/0/1900	0	9.572	0
$0.00	$0.00	**$0.00**	$0.00	0.00%	1/0/1900	0	14.137	0
$0.00	$0.00	**$0.00**	$0.00	0.00%	1/0/1900	0	17.258	0
$0.00	$0.00	**$0.00**	$0.00	0.00%	1/0/1900	0	20.347	0
$0.00	$0.00	**$0.00**	$0.00	0.00%	1/0/1900	0	22.581	0
$0.00	$0.00	**$0.00**	$0.00	0.00%	1/0/1900	0	20.634	0
$0.00	$0.00	**$0.00**	$0.00	0.00%	1/0/1900	0	30.232	0
$0.00	$0.00	**$0.00**	$0.00	0.00%	1/0/1900	0	28.91	0
$0.00	$0.00	**$0.00**	$0.00	0.00%	1/0/1900	0	24.653	0
$0.00	$0.00	**$0.00**	$0.00	0.00%	1/0/1900	0	14.193	0
$0.00	$0.00	**$0.00**	$0.00	0.00%	1/0/1900	0	13.734	0
$0.00	$0.00	**$0.00**	$0.00	0.00%	1/0/1900	0	11.291	0
$0.00	$0.00	**$0.00**	$0.00	0.00%	1/0/1900	0	9.572	0
$0.00	$0.00	**$0.00**	$0.00	0.00%	1/0/1900	0	14.137	0
$0.00	$0.00	**$0.00**	$0.00	0.00%	1/0/1900	0	17.258	0
$0.00	$0.00	**$0.00**	$0.00	0.00%	1/0/1900	0	20.347	0
$0.00	$0.00	**$0.00**	$0.00	0.00%	1/0/1900	0	22.581	0
$0.00	$0.00	**$0.00**	$0.00	0.00%	1/0/1900	0	20.634	0
$0.00	$0.00	**$0.00**	$0.00	0.00%	1/0/1900	0	30.232	0
$0.00	$0.00	**$0.00**	$0.00	0.00%	1/0/1900	0	28.91	0
$0.00	$0.00	**$0.00**	$0.00	0.00%	1/0/1900	0	24.653	0
$0.00	$0.00	**$0.00**	$0.00	0.00%	1/0/1900	0	14.193	0
$0.00	$0.00	**$0.00**	$0.00	0.00%	1/0/1900	0	13.734	0
$0.00	$0.00	**$0.00**	$0.00	0.00%	1/0/1900	0	11.291	0
$0.00	$0.00	**$0.00**	$0.00	0.00%	1/0/1900	0	9.572	0
$0.00	$0.00	**$0.00**	$0.00	0.00%	1/0/1900	0	14.137	0

$0.00	$0.00	**$0.00**	$0.00	0.00%	1/0/1900	0	17.258	0
$0.00	$0.00	**$0.00**	$0.00	0.00%	1/0/1900	0	20.347	0
$0.00	$0.00	**$0.00**	$0.00	0.00%	1/0/1900	0	22.581	0
$0.00	$0.00	**$0.00**	$0.00	0.00%	1/0/1900	0	20.634	0

Adj kWh	Baseline kWh1	Baseline kWh2	Baseline Excess kVAR	kWh 1 $	kWh 2 $	Excess kVAR $	Tax Change	Rider
1920	1500	420	0	$90.35	$29.09	$0.00	-$0.31	$14.90
3654	1500	2154	0	$90.35	$149.17	$0.00	-$0.56	$28.35
6114	1500	4614	0	$90.35	$319.53	$0.00	-$0.92	$92.47
5017	1500	3517	0	$90.35	$243.56	$0.00	$10.22	$80.62
4103	1500	2603	0	$90.35	$180.26	$0.00	$8.44	$65.94
2546	1200	1346	0	$54.04	$33.77	$0.00	$3.32	$45.08
3066	1200	1866	0	$54.04	$46.82	$0.00	$3.69	$54.14
2894	1200	1694	0	$54.04	$42.50	$0.00	$3.33	$51.74
2692	1200	1492	0	$54.04	$37.44	$0.00	$3.19	$48.13
2542	1200	1342	0	$54.04	$33.67	$0.00	$3.10	$45.45
2019	1200	819	0	$54.04	$20.55	$0.00	$2.75	$36.10
2362	1200	1162	0	$54.04	$29.16	$0.00	$2.98	$42.23
2095	1500	595	0	$90.35	$41.20	$0.00	$4.24	$37.46
3,730	1500	2230	0	$90.35	$154.41	$0.00	$7.20	$66.68
7,179	1500	5679	0	$90.35	$393.26	$0.00	$13.44	$166.00
6,576	1500	5076	0	$90.35	$351.55	$0.00	$12.35	$152.07
4,642	1500	3142	0	$90.35	$217.61	$0.00	$8.85	$107.35
0	0	0	0	$0.00	$0.00	$0.00	$0.00	$0.00
0	0	0	0	$0.00	$0.00	$0.00	$0.00	$0.00
0	0	0	0	$0.00	$0.00	$0.00	$0.00	$0.00
0	0	0	0	$0.00	$0.00	$0.00	$0.00	$0.00
0	0	0	0	$0.00	$0.00	$0.00	$0.00	$0.00
0	0	0	0	$0.00	$0.00	$0.00	$0.00	$0.00
0	0	0	0	$0.00	$0.00	$0.00	$0.00	$0.00
0	0	0	0	$0.00	$0.00	$0.00	$0.00	$0.00
	0	0	0	$0.00	$0.00	$0.00	$0.00	$0.00
	0	0	0	$0.00	$0.00	$0.00	$0.00	$0.00
	0	0	0	$0.00	$0.00	$0.00	$0.00	$0.00
	0	0	0	$0.00	$0.00	$0.00	$0.00	$0.00
	0	0	0	$0.00	$0.00	$0.00	$0.00	$0.00
	0	0	0	$0.00	$0.00	$0.00	$0.00	$0.00
	0	0	0	$0.00	$0.00	$0.00	$0.00	$0.00
	0	0	0	$0.00	$0.00	$0.00	$0.00	$0.00
	0	0	0	$0.00	$0.00	$0.00	$0.00	$0.00
	0	0	0	$0.00	$0.00	$0.00	$0.00	$0.00
	0	0	0	$0.00	$0.00	$0.00	$0.00	$0.00
	0	0	0	$0.00	$0.00	$0.00	$0.00	$0.00
	0	0	0	$0.00	$0.00	$0.00	$0.00	$0.00
	0	0	0	$0.00	$0.00	$0.00	$0.00	$0.00
	0	0	0	$0.00	$0.00	$0.00	$0.00	$0.00
	0	0	0	$0.00	$0.00	$0.00	$0.00	$0.00
	0	0	0	$0.00	$0.00	$0.00	$0.00	$0.00
	0	0	0	$0.00	$0.00	$0.00	$0.00	$0.00
	0	0	0	$0.00	$0.00	$0.00	$0.00	$0.00

	0	0	0	$0.00	$0.00	$0.00	$0.00	$0.00

	0	0	0	$0.00	$0.00	$0.00	$0.00	$0.00
	0	0	0	$0.00	$0.00	$0.00	$0.00	$0.00
	0	0	0	$0.00	$0.00	$0.00	$0.00	$0.00
	0	0	0	$0.00	$0.00	$0.00	$0.00	$0.00

Rate Billing	Interim Rate Refund	Cost of Fuel	Winter Storm Recovery Rider	Franchise Fee	Total Bill	**Current Bill**	**Savings: Baseline - Actual**
$164.68	$2.87	$76.36	$4.94	$4.88	$253.73	$253.73	**0.00**
$298.00	$5.16	$145.33	$9.40	$8.97	$466.86	$466.86	**0.00**
$532.13	$8.41	$243.17	$15.73	$15.67	$815.11	$815.11	**0.00**
$455.44	$6.96	$199.54	$12.91	$13.24	$688.09	$688.09	**0.00**
$375.69	$5.75	$163.18	$10.56	$10.89	$566.07	$566.07	**0.00**
$166.91	$2.26	$68.61	$6.55	$4.76	$249.09	$249.09	**0.00**
$189.38	$2.51	$82.63	$7.89	$5.49	$287.90	$287.90	**0.00**
$182.31	$2.43	$77.99	$7.45	$5.25	$275.43	$275.43	**0.00**
$173.50	$2.33	$72.55	$6.93	$4.97	$260.27	$260.27	**0.00**
$166.95	$2.26	$68.50	$7.30	$4.75	$249.78	$249.78	**0.00**
$144.14	$2.01	$54.41	$5.80	$4.01	$210.37	$210.37	**0.00**
$159.10	$2.18	$75.28	$6.79	$4.73	$248.08	$248.08	**0.00**
$203.95	$3.10	$66.77	$6.02	$5.48	$285.31	$285.31	**0.00**
$349.35	$46.97	$118.87	$10.72	$10.30	$536.22	$362.60	**173.62**
$693.75	$87.69	$228.80	$16.48	$20.20	$1,046.93	$618.94	**427.99**
$637.03	$80.58	$209.60	$15.10	$18.54	$960.85	$704.69	**256.16**
$454.87	$57.74	$147.96	$10.66	$13.21	$684.44	$474.88	**209.57**
$0.00	$0.00	$0.00	$0.00	$0.00	$0.00	$0.00	**0.00

$0.00	$0.00	$0.00	$0.00	$0.00	$0.00	$0.00	**0.00**

$0.00	$0.00	$0.00	$0.00	$0.00	$0.00	$0.00	**0.00**
$0.00	$0.00	$0.00	$0.00	$0.00	$0.00	$0.00	**0.00**
$0.00	$0.00	$0.00	$0.00	$0.00	$0.00	$0.00	**0.00**
$0.00	$0.00	$0.00	$0.00	$0.00	$0.00	$0.00	**0.00**

Customer Charge	LUGSPSF On-Peak < 1500 kWh	LUGSPSF On-Peak > 1500 kWh	LUGSPSF Off-Peak < 1200 kWh	LUGSPSF Off-Peak > 1200 kWh	REACTIVE POWER CHARGE SL5 ($/kVAR)	Interim Rate Adj	Cost of Fuel	Winter Storm
$30.67	0.06023	0.069252	0.045032	0.025091	1.03	1.91%	0.039772	0.002572
$30.70	0.06023	0.069252	0.045032	0.025091	1.03	1.91%	0.039772	0.002572
$30.70	0.06023	0.069252	0.045032	0.025091	1.03	1.91%	0.039772	0.002573
$30.70	0.06023	0.069252	0.045032	0.025091	1.03	1.91%	0.039772	0.002573
$30.70	0.06023	0.069252	0.045032	0.025091	1.03	1.91%	0.039772	0.002573
$30.70	0.06023	0.069252	0.045032	0.025091	1.03	1.91%	0.026949	0.002573
$30.70	0.06023	0.069252	0.045032	0.025091	1.03	1.91%	0.026949	0.002573
$30.70	0.06023	0.069252	0.045032	0.025091	1.03	1.91%	0.026949	0.002573
$30.70	0.06023	0.069252	0.045032	0.025091	1.03	1.91%	0.026949	0.002573
$30.70	0.06023	0.069252	0.045032	0.025091	1.03	1.91%	0.026949	0.002873
$30.70	0.06023	0.069252	0.045032	0.025091	1.03	1.91%	0.026949	0.002873
$30.70	0.06023	0.069252	0.045032	0.025091	1.03	1.91%	0.031872	0.002873
$30.70	0.06023	0.069252	0.045032	0.025091	1.03	1.91%	0.031872	0.002873
$30.71	0.06023	0.069252	0.045032	0.025091	1.03	17.05%	0.031872	0.002873
$30.71	0.06023	0.069252	0.045032	0.025091	1.03	17.05%	0.031872	0.002296
$30.71	0.06023	0.069252	0.045032	0.025091	1.03	17.05%	0.031872	0.002296
$30.71	0.06023	0.069252	0.045032	0.025091	1.03	17.05%	0.031872	0.002296
$0.00	0	0	0	0	0	0.00%	0	0
$0.00	0	0	0	0	0	0.00%	0	0
$0.00	0	0	0	0	0	0.00%	0	0
$0.00	0	0	0	0	0	0.00%	0	0
$0.00	0	0	0	0	0	0.00%	0	0
$0.00	0	0	0	0	0	0.00%	0	0
$0.00	0	0	0	0	0	0.00%	0	0
$0.00	0	0	0	0	0	0.00%	0	0
$0.00	0	0	0	0	0	0.00%	0	0
$0.00	0	0	0	0	0	0.00%	0	0
$0.00	0	0	0	0	0	0.00%	0	0
$0.00	0	0	0	0	0	0.00%	0	0
$0.00	0	0	0	0	0	0.00%	0	0
$0.00	0	0	0	0	0	0.00%	0	0
$0.00	0	0	0	0	0	0.00%	0	0
$0.00	0	0	0	0	0	0.00%	0	0
$0.00	0	0	0	0	0	0.00%	0	0
$0.00	0	0	0	0	0	0.00%	0	0
$0.00	0	0	0	0	0	0.00%	0	0
$0.00	0	0	0	0	0	0.00%	0	0
$0.00	0	0	0	0	0	0.00%	0	0
$0.00	0	0	0	0	0	0.00%	0	0
$0.00	0	0	0	0	0	0.00%	0	0
$0.00	0	0	0	0	0	0.00%	0	0
$0.00	0	0	0	0	0	0.00%	0	0
$0.00	0	0	0	0	0	0.00%	0	0

$0.00	0	0	0	0	0	0.00%	0	0

$0.00	0	0	0	0	0	0.00%	0	0
$0.00	0	0	0	0	0	0.00%	0	0
$0.00	0	0	0	0	0	0.00%	0	0
$0.00	0	0	0	0	0	0.00%	0	0

Tax Change Rider	Rider	Franchise Fee
-0.21%	0.007758	2.00%
-0.21%	0.007758	2.00%
-0.21%	0.015124	2.00%
2.80%	0.01607	2.00%
2.80%	0.01607	2.00%
2.80%	0.017705	2.00%
2.80%	0.017658	2.00%
2.61%	0.017879	2.00%
2.61%	0.017879	2.00%
2.61%	0.017879	2.00%
2.61%	0.017879	2.00%
2.61%	0.017879	2.00%
2.61%	0.017879	2.00%
2.61%	0.017879	2.00%
2.61%	0.023124	2.00%
2.61%	0.023124	2.00%
2.61%	0.023124	2.00%
0.00%	0	0.00%
0.00%	0	0.00%
0.00%	0	0

0.00%	0	0.00%
0.00%	0	0.00%
0.00%	0	0.00%

0.00%	0	0.00%
0.00%	0	0.00%
0.00%	0	0.00%
0.00%	0	0.00%

Total Bill $	Account	Rate Code	Actual KWH	Metered KW	Billed KW	Metered KVAR
$525.58			3560	19.72	19.7	17.3
$1,133.79			9240	25.04	25	17.2
$1,248.83			9320	27.4	27.4	18.1
$1,490.27			11040	31.12	31.1	28.84
$1,184.54			8200	27.56	27.6	23.96
$758.47			6960	25.68	25.7	21.72
$669.76			6240	19.44	19.4	17.2
$361.65			3240	8.44	8.4	7.76
$343.05			3000	7.88	7.9	7.12
$295.99			2440	7.2	7.2	6.28
$318.49			2360	16.52	16.5	18.36
$593.89			4840	24.32	24.3	24.4
$1,337.77	951-706-162-1-3	304	9680	32.76	32.8	27.88
$1,524.91			10000	34.96	35	31.96
$1,662.09			10600	37.52	37.5	32.6
$1,885.49			12280	39.56	39.6	35.16
$601.95			3320	24.08	24.1	24.52

Start Date	End Date	Rate Billing	Cost of Fuel	Winter Storm Cost Recovery	Sterling Franchise Fee	kwh/sqft
5/18/26	6/17/25					1.454248
6/17/25	7/17/25					3.77451
7/17/25	8/15/25					3.80719
8/15/25	9/16/25					4.509804
9/16/25	10/15/25					3.349673
10/15/25	11/13/25					2.843137
11/13/25	12/16/25					2.54902
12/16/25	1/19/26					1.323529
1/19/26	2/17/26					1.22549
2/17/26	3/18/26					0.996732
3/18/26	4/17/26					0.964052
4/17/26	5/18/26					1.977124
5/18/26	6/17/26					3.954248
6/17/26	7/17/26	$1,148.12	$318.72	$28.73	$29.34	4.084967
7/17/26	8/17/26	$1,259.40	$337.84	$24.34	$32.11	4.330065
8/17/26	9/16/26	$1,419.76	$391.39	$28.19	$36.42	5.01634
9/16/26	10/15/26	$474.23	$105.82	$7.62	$11.65	1.356209

w/sqft	btu	Elec 62-1-3 Data	SF:	2448	304	
8.055556	12146720				6/17/2025	Summer
10.22876	31526880				7/17/2025	Summer
11.19281	31799840				8/15/2025	Summer
12.71242	37668480				9/16/2025	Summer
11.25817	27978400				10/15/2025	Summer
10.4902	23747520				11/13/2025	Winter
7.941176	21290880				12/16/2025	Winter
3.447712	11054880				1/19/2026	Winter
3.218954	10236000				2/17/2026	Winter
2.941176	8325280				3/18/2026	Winter
6.748366	8052320				4/17/2026	Winter
9.934641	16514080				5/18/2026	Winter
13.38235	33028160				6/17/2026	Summer
14.28105	34120000				7/17/2026	Summer
15.3268	36167200				8/17/2026	Summer
16.16013	41899360				9/16/2026	Summer
9.836601	11327840				10/15/2026	Summer
					1/0/1900	
					1/0/1900	
					1/0/1900	
					1/0/1900	
					1/0/1900	
					1/0/1900	
					1/0/1900	
					1/0/1900	
					1/0/1900	
					1/0/1900	
					1/0/1900	
					1/0/1900	
					1/0/1900	
					1/0/1900	
					1/0/1900	
					1/0/1900	
					1/0/1900	
					1/0/1900	
					1/0/1900	
					1/0/1900	
					1/0/1900	
					1/0/1900	
					1/0/1900	
					1/0/1900	
					1/0/1900	
					1/0/1900	
					1/0/1900	
					1/0/1900	
					1/0/1900	
					1/0/1900	
					1/0/1900	
					1/0/1900	

1/0/1900
1/0/1900
1/0/1900

1/0/1900
1/0/1900
1/0/1900
1/0/1900

kWh 1	kWh 2	kWh 3	Excess kVAR	kWh 1 $	kWh 2 $	kWh 3 $	Excess kVAR $	Tax Change $
2958	602	0	11.39	$206.60	$35.54	$0.00	$11.74	-$0.64
3756	3756	1728	9.69	$262.33	$221.72	$40.51	$9.98	-$1.22
4110	4110	1100	9.88	$287.05	$242.61	$25.79	$10.17	-$1.29
4668	4668	1704	19.54	$326.03	$275.55	$39.94	$20.13	$20.04
4134	4066	0	15.66	$288.73	$240.02	$0.00	$16.13	$16.77
3852	3108	0	14.02	$181.92	$116.95	$0.00	$14.44	$10.28
2916	2916	408	11.40	$137.71	$109.72	$8.48	$11.74	$9.00
1266	1266	708	5.26	$59.79	$47.64	$14.72	$5.42	$4.73
1182	1182	636	4.72	$55.82	$44.48	$13.22	$4.86	$4.49
1080	1080	280	4.08	$51.01	$40.64	$5.82	$4.20	$4.06
2360	0	0	13.36	$111.46	$0.00	$0.00	$13.76	$4.67
3648	1192	0	17.10	$172.28	$44.85	$0.00	$17.61	$7.54
4914	4766	0	18.08	$343.21	$281.34	$0.00	$18.62	$18.21
5244	4756	0	21.46	$411.67	$315.56	$0.00	$22.10	$20.99
5628	4972	0	21.30	$441.82	$329.89	$0.00	$21.94	$22.15
5934	5934	412	23.26	$465.84	$393.72	$10.86	$23.96	$24.78
3320	0	0	17.32	$260.63	$0.00	$0.00	$17.84	$8.68
0	0	0	0.00	$0.00	$0.00	$0.00	$0.00	$0.00
0	0	0	0.00	$0.00	$0.00	$0.00	$0.00	$0.00
0	0	0	0.00	$0.00	$0.00	$0.00	$0.00	$0.00
0	0	0	0.00	$0.00	$0.00	$0.00	$0.00	$0.00
0	0	0	0.00	$0.00	$0.00	$0.00	$0.00	$0.00
0	0	0	0.00	$0.00	$0.00	$0.00	$0.00	$0.00
0	0	0	0.00	$0.00	$0.00	$0.00	$0.00	$0.00
0	0	0	0.00	$0.00	$0.00	$0.00	$0.00	$0.00
0	0	0	0.00	$0.00	$0.00	$0.00	$0.00	$0.00
0	0	0	0.00	$0.00	$0.00	$0.00	$0.00	$0.00
0	0	0	0.00	$0.00	$0.00	$0.00	$0.00	$0.00
0	0	0	0.00	$0.00	$0.00	$0.00	$0.00	$0.00
0	0	0	0.00	$0.00	$0.00	$0.00	$0.00	$0.00
0	0	0	0.00	$0.00	$0.00	$0.00	$0.00	$0.00
0	0	0	0.00	$0.00	$0.00	$0.00	$0.00	$0.00
0	0	0	0.00	$0.00	$0.00	$0.00	$0.00	$0.00
0	0	0	0.00	$0.00	$0.00	$0.00	$0.00	$0.00
0	0	0	0.00	$0.00	$0.00	$0.00	$0.00	$0.00
0	0	0	0.00	$0.00	$0.00	$0.00	$0.00	$0.00
0	0	0	0.00	$0.00	$0.00	$0.00	$0.00	$0.00
0	0	0	0.00	$0.00	$0.00	$0.00	$0.00	$0.00
0	0	0	0.00	$0.00	$0.00	$0.00	$0.00	$0.00
0	0	0	0.00	$0.00	$0.00	$0.00	$0.00	$0.00
0	0	0	0.00	$0.00	$0.00	$0.00	$0.00	$0.00
0	0	0	0.00	$0.00	$0.00	$0.00	$0.00	$0.00
0	0	0	0.00	$0.00	$0.00	$0.00	$0.00	$0.00
0	0	0	0.00	$0.00	$0.00	$0.00	$0.00	$0.00
0	0	0	0.00	$0.00	$0.00	$0.00	$0.00	$0.00
0	0	0	0.00	$0.00	$0.00	$0.00	$0.00	$0.00

0	0	0	0.00	$0.00	$0.00	$0.00	$0.00	$0.00
0	0	0	0.00	$0.00	$0.00	$0.00	$0.00	$0.00
0	0	0	0.00	$0.00	$0.00	$0.00	$0.00	$0.00
0	0	0	0.00	$0.00	$0.00	$0.00	$0.00	$0.00
0	0	0	0.00	$0.00	$0.00	$0.00	$0.00	$0.00
0	0	0	0.00	$0.00	$0.00	$0.00	$0.00	$0.00
0	0	0	0.00	$0.00	$0.00	$0.00	$0.00	$0.00
0	0	0	0.00	$0.00	$0.00	$0.00	$0.00	$0.00
0	0	0	0.00	$0.00	$0.00	$0.00	$0.00	$0.00
0	0	0	0.00	$0.00	$0.00	$0.00	$0.00	$0.00
0	0	0	0.00	$0.00	$0.00	$0.00	$0.00	$0.00
0	0	0	0.00	$0.00	$0.00	$0.00	$0.00	$0.00
0	0	0	0.00	$0.00	$0.00	$0.00	$0.00	$0.00
0	0	0	0.00	$0.00	$0.00	$0.00	$0.00	$0.00
0	0	0	0.00	$0.00	$0.00	$0.00	$0.00	$0.00
0	0	0	0.00	$0.00	$0.00	$0.00	$0.00	$0.00
0	0	0	0.00	$0.00	$0.00	$0.00	$0.00	$0.00
0	0	0	0.00	$0.00	$0.00	$0.00	$0.00	$0.00
0	0	0	0.00	$0.00	$0.00	$0.00	$0.00	$0.00
0	0	0	0.00	$0.00	$0.00	$0.00	$0.00	$0.00
0	0	0	0.00	$0.00	$0.00	$0.00	$0.00	$0.00
0	0	0	0.00	$0.00	$0.00	$0.00	$0.00	$0.00
0	0	0	0.00	$0.00	$0.00	$0.00	$0.00	$0.00
0	0	0	0.00	$0.00	$0.00	$0.00	$0.00	$0.00
0	0	0	0.00	$0.00	$0.00	$0.00	$0.00	$0.00
0	0	0	0.00	$0.00	$0.00	$0.00	$0.00	$0.00
0	0	0	0.00	$0.00	$0.00	$0.00	$0.00	$0.00
0	0	0	0.00	$0.00	$0.00	$0.00	$0.00	$0.00
0	0	0	0.00	$0.00	$0.00	$0.00	$0.00	$0.00
0	0	0	0.00	$0.00	$0.00	$0.00	$0.00	$0.00
0	0	0	0.00	$0.00	$0.00	$0.00	$0.00	$0.00
0	0	0	0.00	$0.00	$0.00	$0.00	$0.00	$0.00
0	0	0	0.00	$0.00	$0.00	$0.00	$0.00	$0.00
0	0	0	0.00	$0.00	$0.00	$0.00	$0.00	$0.00
0	0	0	0.00	$0.00	$0.00	$0.00	$0.00	$0.00
0	0	0	0.00	$0.00	$0.00	$0.00	$0.00	$0.00
0	0	0	0.00	$0.00	$0.00	$0.00	$0.00	$0.00
0	0	0	0.00	$0.00	$0.00	$0.00	$0.00	$0.00
0	0	0	0.00	$0.00	$0.00	$0.00	$0.00	$0.00
0	0	0	0.00	$0.00	$0.00	$0.00	$0.00	$0.00
0	0	0	0.00	$0.00	$0.00	$0.00	$0.00	$0.00
0	0	0	0.00	$0.00	$0.00	$0.00	$0.00	$0.00
0	0	0	0.00	$0.00	$0.00	$0.00	$0.00	$0.00
0	0	0	0.00	$0.00	$0.00	$0.00	$0.00	$0.00
0	0	0	0.00	$0.00	$0.00	$0.00	$0.00	$0.00
0	0	0	0.00	$0.00	$0.00	$0.00	$0.00	$0.00
0	0	0	0.00	$0.00	$0.00	$0.00	$0.00	$0.00
0	0	0	0.00	$0.00	$0.00	$0.00	$0.00	$0.00
0	0	0	0.00	$0.00	$0.00	$0.00	$0.00	$0.00
0	0	0	0.00	$0.00	$0.00	$0.00	$0.00	$0.00
0	0	0	0.00	$0.00	$0.00	$0.00	$0.00	$0.00
0	0	0	0.00	$0.00	$0.00	$0.00	$0.00	$0.00
0	0	0	0.00	$0.00	$0.00	$0.00	$0.00	$0.00
0	0	0	0.00	$0.00	$0.00	$0.00	$0.00	$0.00
0	0	0	0.00	$0.00	$0.00	$0.00	$0.00	$0.00
0	0	0	0.00	$0.00	$0.00	$0.00	$0.00	$0.00
0	0	0	0.00	$0.00	$0.00	$0.00	$0.00	$0.00
0	0	0	0.00	$0.00	$0.00	$0.00	$0.00	$0.00
0	0	0	0.00	$0.00	$0.00	$0.00	$0.00	$0.00
0	0	0	0.00	$0.00	$0.00	$0.00	$0.00	$0.00
0	0	0	0.00	$0.00	$0.00	$0.00	$0.00	$0.00
0	0	0	0.00	$0.00	$0.00	$0.00	$0.00	$0.00
0	0	0	0.00	$0.00	$0.00	$0.00	$0.00	$0.00
0	0	0	0.00	$0.00	$0.00	$0.00	$0.00	$0.00
0	0	0	0.00	$0.00	$0.00	$0.00	$0.00	$0.00
0	0	0	0.00	$0.00	$0.00	$0.00	$0.00	$0.00
0	0	0	0.00	$0.00	$0.00	$0.00	$0.00	$0.00
0	0	0	0.00	$0.00	$0.00	$0.00	$0.00	$0.00
0	0	0	0.00	$0.00	$0.00	$0.00	$0.00	$0.00
0	0	0	0.00	$0.00	$0.00	$0.00	$0.00	$0.00

0	0	0	0.00	$0.00	$0.00	$0.00	$0.00	$0.00
0	0	0	0.00	$0.00	$0.00	$0.00	$0.00	$0.00
0	0	0	0.00	$0.00	$0.00	$0.00	$0.00	$0.00
0	0	0	0.00	$0.00	$0.00	$0.00	$0.00	$0.00

Rider	Rate Billing	Interim Rate Refund	Cost of Fuel	Winter Storm Recovery Rider	Franchise Fee	**Total Bill**	Total Bill Error $	Total Bill Error %
$27.62	$371.11	$36.73	$141.59	$9.16	$10.25	**$532.11**	-$6.53	-1.24%
$71.68	$728.83	$70.28	$367.49	$23.77	$21.93	**$1,142.01**	-$8.22	-0.73%
$140.96	$832.85	$73.99	$370.68	$23.98	$24.07	**$1,251.57**	-$2.74	-0.22%
$177.41	$998.13	$85.47	$439.08	$28.41	$28.74	**$1,494.36**	-$4.09	-0.27%
$131.77	$818.49	$71.51	$326.13	$21.10	$22.89	**$1,188.61**	-$4.07	-0.34%
$123.23	$544.21	$43.84	$187.57	$17.91	$14.64	**$764.32**	-$5.85	-0.77%
$110.19	$478.79	$38.39	$168.16	$16.06	$12.94	**$675.95**	-$6.19	-0.92%
$57.93	$265.43	$21.64	$87.31	$8.34	$7.05	**$368.14**	-$6.49	-1.79%
$53.64	$250.62	$20.55	$80.85	$7.72	$6.63	**$345.82**	-$2.77	-0.81%
$43.62	$221.46	$18.55	$65.76	$7.01	$5.74	**$299.97**	-$3.98	-1.34%
$42.19	$247.01	$21.36	$63.60	$6.78	$6.21	**$323.60**	-$5.11	-1.60%
$86.53	$416.83	$34.45	$154.26	$13.91	$11.42	**$596.42**	-$2.53	-0.43%
$173.07	$971.27	$83.26	$308.52	$27.81	$25.60	**$1,333.20**	$4.57	0.34%
$178.79	$1,139.58	$136.90	$318.72	$28.73	$29.17	**$1,516.20**	$8.71	0.57%
$245.11	$1,258.93	$144.45	$337.84	$24.34	$31.94	**$1,653.05**	$9.04	0.54%
$283.96	$1,418.31	$161.62	$391.39	$28.19	$36.19	**$1,874.09**	$11.40	0.60%
$76.77	$474.11	$56.61	$105.82	$7.62	$11.60	**$599.14**	$2.81	0.47%
$0.00	$0.00	$0.00	$0.00	$0.00	$0.00	**$0.00**	$0.00	0.00

$0.00	$0.00	$0.00	$0.00	$0.00	$0.00	**$0.00**	$0.00	0.00%

$0.00	$0.00	$0.00	$0.00	$0.00	$0.00	**$0.00**	$0.00	0.00%
$0.00	$0.00	$0.00	$0.00	$0.00	$0.00	**$0.00**	$0.00	0.00%
$0.00	$0.00	$0.00	$0.00	$0.00	$0.00	**$0.00**	$0.00	0.00%
$0.00	$0.00	$0.00	$0.00	$0.00	$0.00	**$0.00**	$0.00	0.00%

Bill End Date	Current kWh	Baseline kW	Baseline kVAR	Adj kWh	Baseline kWh1	Baseline kWh2	Baseline kWh3	Baseline Excess kVAR
6/17/2025		19.72	17.3	3560	2958	602	0	11.39
7/17/2025		25.04	17.2	9240	3756	3756	1728	9.686667
8/15/2025		27.4	18.1	9320	4110	4110	1100	9.875556
9/16/2025		31.12	28.84	11040	4668	4668	1704	19.54
10/15/2025		27.56	23.96	8200	4134	4066	0	15.66
11/13/2025		25.68	21.72	6960	3852	3108	0	14.02
12/16/2025		19.44	17.2	6240	2916	2916	408	11.4
1/19/2026		8.44	7.76	3240	1266	1266	708	5.26
2/17/2026		7.88	7.12	3000	1182	1182	636	4.72
3/18/2026		7.2	6.28	2440	1080	1080	280	4.08
4/17/2026		16.52	18.36	2360	2360	0	0	13.36
5/18/2026		24.32	24.4	4840	3648	1192	0	17.1
6/17/2026		32.76	27.88	9680	4914	4766	0	18.08
7/17/2026	10000	25.04	17.2	9,337	3756	3756	1825	9.686667
8/17/2026	10600	27.4	18.1	10,879	4110	4110	2659	9.875556
9/16/2026	12280	31.12	28.84	12,837	4668	4668	3501	19.54
10/15/2026	3320	27.56	23.96	8,882	4134	4134	614	15.66
1/0/1900	0	25.68	21.72	0	0	0	0	14.02
1/0/1900	0	19.44	17.2	0	0	0	0	11.4
1/0/1900	0	8.44	7.76	0	0	0	0	5.26
1/0/1900	0	7.88	7.12	0	0	0	0	4.72
1/0/1900	0	7.2	6.28	0	0	0	0	4.08
1/0/1900	0	16.52	18.36	0	0	0	0	13.36
1/0/1900	0	24.32	24.4	0	0	0	0	17.1
1/0/1900	0	19.72	17.3	0	0	0	0	11.39333
1/0/1900	0	25.04	17.2		3756	-3756	0	9.686667
1/0/1900	0	27.4	18.1		4110	-4110	0	9.875556
1/0/1900	0	31.12	28.84		4668	-4668	0	19.54
1/0/1900	0	27.56	23.96		4134	-4134	0	15.66
1/0/1900	0	25.68	21.72		3852	-3852	0	14.02
1/0/1900	0	19.44	17.2		2916	-2916	0	11.4
1/0/1900	0	8.44	7.76		1266	-1266	0	5.26
1/0/1900	0	7.88	7.12		1182	-1182	0	4.72
1/0/1900	0	7.2	6.28		1080	-1080	0	4.08
1/0/1900	0	16.52	18.36		2478	-2478	0	13.36
1/0/1900	0	24.32	24.4		3648	-3648	0	17.1
1/0/1900	0	19.72	17.3		2958	-2958	0	11.39333
1/0/1900	0	25.04	17.2		3756	-3756	0	9.686667
1/0/1900	0	27.4	18.1		4110	-4110	0	9.875556
1/0/1900	0	31.12	28.84		4668	-4668	0	19.54
1/0/1900	0	27.56	23.96		4134	-4134	0	15.66
1/0/1900	0	25.68	21.72		3852	-3852	0	14.02
1/0/1900	0	19.44	17.2		2916	-2916	0	11.4
1/0/1900	0	8.44	7.76		1266	-1266	0	5.26
1/0/1900	0	7.88	7.12		1182	-1182	0	4.72

1/0/1900	0	7.2	6.28		1080	-1080	0	4.08
1/0/1900	0	16.52	18.36		2478	-2478	0	13.36
1/0/1900	0	24.32	24.4		3648	-3648	0	17.1
1/0/1900	0	19.72	17.3		2958	-2958	0	11.39333
1/0/1900	0	25.04	17.2		3756	-3756	0	9.686667
1/0/1900	0	27.4	18.1		4110	-4110	0	9.875556
1/0/1900	0	31.12	28.84		4668	-4668	0	19.54
1/0/1900	0	27.56	23.96		4134	-4134	0	15.66
1/0/1900	0	25.68	21.72		3852	-3852	0	14.02
1/0/1900	0	19.44	17.2		2916	-2916	0	11.4
1/0/1900	0	8.44	7.76		1266	-1266	0	5.26
1/0/1900	0	7.88	7.12		1182	-1182	0	4.72
1/0/1900	0	7.2	6.28		1080	-1080	0	4.08
1/0/1900	0	16.52	18.36		2478	-2478	0	13.36
1/0/1900	0	24.32	24.4		3648	-3648	0	17.1
1/0/1900	0	19.72	17.3		2958	-2958	0	11.39333
1/0/1900	0	25.04	17.2		3756	-3756	0	9.686667
1/0/1900	0	27.4	18.1		4110	-4110	0	9.875556
1/0/1900	0	31.12	28.84		4668	-4668	0	19.54
1/0/1900	0	27.56	23.96		4134	-4134	0	15.66
1/0/1900	0	25.68	21.72		3852	-3852	0	14.02
1/0/1900	0	19.44	17.2		2916	-2916	0	11.4
1/0/1900	0	8.44	7.76		1266	-1266	0	5.26
1/0/1900	0	7.88	7.12		1182	-1182	0	4.72
1/0/1900	0	7.2	6.28		1080	-1080	0	4.08
1/0/1900	0	16.52	18.36		2478	-2478	0	13.36
1/0/1900	0	24.32	24.4		3648	-3648	0	17.1
1/0/1900	0	19.72	17.3		2958	-2958	0	11.39333
1/0/1900	0	25.04	17.2		3756	-3756	0	9.686667
1/0/1900	0	27.4	18.1		4110	-4110	0	9.875556
1/0/1900	0	31.12	28.84		4668	-4668	0	19.54
1/0/1900	0	27.56	23.96		4134	-4134	0	15.66
1/0/1900	0	25.68	21.72		3852	-3852	0	14.02
1/0/1900	0	19.44	17.2		2916	-2916	0	11.4
1/0/1900	0	8.44	7.76		1266	-1266	0	5.26
1/0/1900	0	7.88	7.12		1182	-1182	0	4.72
1/0/1900	0	7.2	6.28		1080	-1080	0	4.08
1/0/1900	0	16.52	18.36		2478	-2478	0	13.36
1/0/1900	0	24.32	24.4		3648	-3648	0	17.1
1/0/1900	0	19.72	17.3		2958	-2958	0	11.39333
1/0/1900	0	25.04	17.2		3756	-3756	0	9.686667
1/0/1900	0	27.4	18.1		4110	-4110	0	9.875556
1/0/1900	0	31.12	28.84		4668	-4668	0	19.54
1/0/1900	0	27.56	23.96		4134	-4134	0	15.66
1/0/1900	0	25.68	21.72		3852	-3852	0	14.02
1/0/1900	0	19.44	17.2		2916	-2916	0	11.4
1/0/1900	0	8.44	7.76		1266	-1266	0	5.26
1/0/1900	0	7.88	7.12		1182	-1182	0	4.72
1/0/1900	0	7.2	6.28		1080	-1080	0	4.08

1/0/1900	0	16.52	18.36		2478	-2478	0	13.36
1/0/1900	0	24.32	24.4		3648	-3648	0	17.1
1/0/1900	0	19.72	17.3		2958	-2958	0	11.39333
1/0/1900	0	25.04	17.2		3756	-3756	0	9.686667

kWh 1 $	kWh 2 $	kWh 3 $	Excess kVAR $	Tax Change	Rider	Rate Billing	Interim Rate Refund	Cost of Fuel
$206.60	$35.54	$0.00	$11.74	-$0.64	$27.62	$334.38	$36.73	$141.59
$262.33	$221.72	$40.51	$9.98	-$1.22	$71.68	$658.55	$70.28	$367.49
$287.05	$242.61	$25.79	$10.17	-$1.29	$140.96	$758.85	$73.99	$370.68
$326.03	$275.55	$39.94	$20.13	$20.04	$177.41	$912.66	$85.47	$439.08
$288.73	$240.02	$0.00	$16.13	$16.77	$131.77	$746.98	$71.51	$326.13
$181.92	$116.95	$0.00	$14.44	$10.28	$123.23	$500.37	$43.84	$187.57
$137.71	$109.72	$8.48	$11.74	$9.00	$110.19	$440.41	$38.39	$168.16
$59.79	$47.64	$14.72	$5.42	$4.73	$57.93	$243.79	$21.64	$87.31
$55.82	$44.48	$13.22	$4.86	$4.49	$53.64	$230.07	$20.55	$80.85
$51.01	$40.64	$5.82	$4.20	$4.06	$43.62	$202.91	$18.55	$65.76
$111.46	$0.00	$0.00	$13.76	$4.67	$42.19	$225.64	$21.36	$63.60
$172.28	$44.85	$0.00	$17.61	$7.54	$86.53	$382.38	$34.45	$154.26
$343.21	$281.34	$0.00	$18.62	$18.21	$173.07	$888.01	$83.26	$308.52
$294.86	$249.21	$48.08	$9.98	$17.14	$166.93	$839.77	$111.80	$297.58
$322.65	$272.70	$70.06	$10.17	$19.06	$251.57	$999.78	$124.32	$346.73
$366.46	$309.72	$92.24	$20.13	$22.01	$296.84	$1,160.96	$143.58	$409.13
$324.54	$274.29	$16.18	$16.13	$17.90	$205.39	$907.99	$116.74	$283.09
$0.00	$0.00	$0.00	$0.00	$0.00	$0.00	$0.00	$0.00	$0.00
$0.00	$0.00	$0.00	$0.00	$0.00	$0.00	$0.00	$0.00	$0.00
$0.00	$0.00	$0.00	$0.00	$0.00	$0.00	$0.00	$0.00	$0.00
$0.00	$0.00	$0.00	$0.00	$0.00	$0.00	$0.00	$0.00	$0.00
$0.00	$0.00	$0.00	$0.00	$0.00	$0.00	$0.00	$0.00	$0.00
$0.00	$0.00	$0.00	$0.00	$0.00	$0.00	$0.00	$0.00	$0.00
$0.00	$0.00	$0.00	$0.00	$0.00	$0.00	$0.00	$0.00	$0.00
$0.00	$0.00	$0.00	$0.00	$0.00	$0.00	$0.00	$0.00	$0.00
$0.00	$0.00	$0.00	$0.00	$0.00	$0.00	$0.00	$0.00	$0.00
$0.00	$0.00	$0.00	$0.00	$0.00	$0.00	$0.00	$0.00	$0.00
$0.00	$0.00	$0.00	$0.00	$0.00	$0.00	$0.00	$0.00	$0.00
$0.00	$0.00	$0.00	$0.00	$0.00	$0.00	$0.00	$0.00	$0.00
$0.00	$0.00	$0.00	$0.00	$0.00	$0.00	$0.00	$0.00	$0.00
$0.00	$0.00	$0.00	$0.00	$0.00	$0.00	$0.00	$0.00	$0.00
$0.00	$0.00	$0.00	$0.00	$0.00	$0.00	$0.00	$0.00	$0.00
$0.00	$0.00	$0.00	$0.00	$0.00	$0.00	$0.00	$0.00	$0.00
$0.00	$0.00	$0.00	$0.00	$0.00	$0.00	$0.00	$0.00	$0.00
$0.00	$0.00	$0.00	$0.00	$0.00	$0.00	$0.00	$0.00	$0.00
$0.00	$0.00	$0.00	$0.00	$0.00	$0.00	$0.00	$0.00	$0.00
$0.00	$0.00	$0.00	$0.00	$0.00	$0.00	$0.00	$0.00	$0.00
$0.00	$0.00	$0.00	$0.00	$0.00	$0.00	$0.00	$0.00	$0.00
$0.00	$0.00	$0.00	$0.00	$0.00	$0.00	$0.00	$0.00	$0.00
$0.00	$0.00	$0.00	$0.00	$0.00	$0.00	$0.00	$0.00	$0.00
$0.00	$0.00	$0.00	$0.00	$0.00	$0.00	$0.00	$0.00	$0.00
$0.00	$0.00	$0.00	$0.00	$0.00	$0.00	$0.00	$0.00	$0.00
$0.00	$0.00	$0.00	$0.00	$0.00	$0.00	$0.00	$0.00	$0.00
$0.00	$0.00	$0.00	$0.00	$0.00	$0.00	$0.00	$0.00	$0.00

$0.00	$0.00	$0.00	$0.00	$0.00	$0.00	$0.00	$0.00	$0.00

$0.00	$0.00	$0.00	$0.00	$0.00	$0.00	$0.00	$0.00	$0.00
$0.00	$0.00	$0.00	$0.00	$0.00	$0.00	$0.00	$0.00	$0.00
$0.00	$0.00	$0.00	$0.00	$0.00	$0.00	$0.00	$0.00	$0.00
$0.00	$0.00	$0.00	$0.00	$0.00	$0.00	$0.00	$0.00	$0.00

Winter Storm Recovery Rider	Franchise Fee	Total Bill	Current Bill	Savings: Baseline - Actual	GSPSF Customer Charge (304)	GSPSF On-Peak Tier 1 ($/kWh)	GSPSF On-Peak Tier 2 ($/kWh)	GSPSF On-Peak Tier 3 ($/kWh)
$9.16	$10.25	$532.11	$532.11	**0.00**	$53.53	0.069843	0.05903	0.023441
$23.77	$21.93	$1,142.01	$1,142.01	**0.00**	$53.56	0.069843	0.05903	0.023441
$23.98	$24.07	$1,251.57	$1,251.57	**0.00**	$53.56	0.069843	0.05903	0.023441
$28.41	$28.74	$1,494.36	$1,494.36	**0.00**	$53.56	0.069843	0.05903	0.023441
$21.10	$22.89	$1,188.61	$1,188.61	**0.00**	$53.56	0.069843	0.05903	0.023441
$17.91	$14.64	$764.32	$764.32	**0.00**	$53.56	0.069843	0.05903	0.023441
$16.06	$12.94	$675.95	$675.95	**0.00**	$53.56	0.069843	0.05903	0.023441
$8.34	$7.05	$368.14	$368.14	**0.00**	$53.56	0.069843	0.05903	0.023441
$7.72	$6.63	$345.82	$345.82	**0.00**	$53.56	0.069843	0.05903	0.023441
$7.01	$5.74	$299.97	$299.97	**0.00**	$53.56	0.069843	0.05903	0.023441
$6.78	$6.21	$323.60	$323.60	**0.00**	$53.56	0.069843	0.05903	0.023441
$13.91	$11.42	$596.42	$596.42	**0.00**	$53.56	0.069843	0.05903	0.023441
$27.81	$25.60	$1,333.20	$1,333.20	**0.00**	$53.56	0.069843	0.05903	0.023441
$26.82	$24.98	$1,300.96	$1,516.20	**(215.24)**	$53.57	0.078504	0.06635	0.026348
$24.98	$29.42	$1,525.23	$1,653.05	**(127.82)**	$53.57	0.078504	0.06635	0.026348
$29.47	$34.27	$1,777.42	$1,874.09	**(96.67)**	$53.57	0.078504	0.06635	0.026348
$20.39	$26.16	$1,354.37	$599.14	**755.22**	$53.57	0.078504	0.06635	0.026348
$0.00	$0.00	$0.00	$0.00	**0.00**	$0.00	0	0	0
$0.00	$0.00	$0.00	$0.00	**0.00**	$0.00	0	0	0
$0.00	$0.00	$0.00	$0.00	**0.00**	$0.00	0	0	0
$0.00	$0.00	$0.00	$0.00	**0.00**	$0.00	0	0	0
$0.00	$0.00	$0.00	$0.00	**0.00**	$0.00	0	0	0
$0.00	$0.00	$0.00	$0.00	**0.00**	$0.00	0	0	0
$0.00	$0.00	$0.00	$0.00	**0.00**	$0.00	0	0	0
$0.00	$0.00	$0.00	$0.00	**0.00**	$0.00	0	0	0
$0.00	$0.00	$0.00	$0.00	**0.00**	$0.00	0	0	0
$0.00	$0.00	$0.00	$0.00	**0.00**	$0.00	0	0	0
$0.00	$0.00	$0.00	$0.00	**0.00**	$0.00	0	0	0
$0.00	$0.00	$0.00	$0.00	**0.00**	$0.00	0	0	0
$0.00	$0.00	$0.00	$0.00	**0.00**	$0.00	0	0	0
$0.00	$0.00	$0.00	$0.00	**0.00**	$0.00	0	0	0
$0.00	$0.00	$0.00	$0.00	**0.00**	$0.00	0	0	0
$0.00	$0.00	$0.00	$0.00	**0.00**	$0.00	0	0	0
$0.00	$0.00	$0.00	$0.00	**0.00**	$0.00	0	0	0
$0.00	$0.00	$0.00	$0.00	**0.00**	$0.00	0	0	0
$0.00	$0.00	$0.00	$0.00	**0.00**	$0.00	0	0	0
$0.00	$0.00	$0.00	$0.00	**0.00**	$0.00	0	0	0
$0.00	$0.00	$0.00	$0.00	**0.00**	$0.00	0	0	0
$0.00	$0.00	$0.00	$0.00	**0.00**	$0.00	0	0	0
$0.00	$0.00	$0.00	$0.00	**0.00**	$0.00	0	0	0
$0.00	$0.00	$0.00	$0.00	**0.00**	$0.00	0	0	0
$0.00	$0.00	$0.00	$0.00	**0.00**	$0.00	0	0	0
$0.00	$0.00	$0.00	$0.00	**0.00**	$0.00	0	0	0
$0.00	$0.00	$0.00	$0.00	**0.00**	$0.00	0	0	0
$0.00	$0.00	$0.00	$0.00	**0.00**	$0.00	0	0	0

$0.00	$0.00	$0.00	$0.00	**0.00**	$0.00	0	0	0

$0.00	$0.00	$0.00	$0.00	**0.00**	$0.00	0	0	0
$0.00	$0.00	$0.00	$0.00	**0.00**	$0.00	0	0	0
$0.00	$0.00	$0.00	$0.00	**0.00**	$0.00	0	0	0
$0.00	$0.00	$0.00	$0.00	**0.00**	$0.00	0	0	0

GSPSF Off-Peak Tier 1 ($/kWh)	GSPSF Off-Peak Tier 2 ($/kWh)	GSPSF Off-Peak Tier 3 ($/kWh)	REACTIVE POWER CHARGE SL5 ($/kVAR)	IRR COM/IND SL4/5 (% of Base Rate)	FCA SL5 ($/kWh)	WFA COM SL4/5 ($/kWh)	TAX CHANGE (% of Base Rate)
0.047227	0.037628	0.02079	1.03	11.95%	0.039772	0.002572	-0.21%
0.047227	0.037628	0.02079	1.03	11.95%	0.039772	0.002572	-0.21%
0.047227	0.037628	0.02079	1.03	11.95%	0.039772	0.002573	-0.21%
0.047227	0.037628	0.02079	1.03	11.95%	0.039772	0.002573	2.80%
0.047227	0.037628	0.02079	1.03	11.95%	0.039772	0.002573	2.80%
0.047227	0.037628	0.02079	1.03	11.95%	0.026949	0.002573	2.80%
0.047227	0.037628	0.02079	1.03	11.95%	0.026949	0.002573	2.80%
0.047227	0.037628	0.02079	1.03	11.95%	0.026949	0.002573	2.61%
0.047227	0.037628	0.02079	1.03	11.95%	0.026949	0.002573	2.61%
0.047227	0.037628	0.02079	1.03	11.95%	0.026949	0.002873	2.61%
0.047227	0.037628	0.02079	1.03	11.95%	0.026949	0.002873	2.61%
0.047227	0.037628	0.02079	1.03	11.95%	0.031872	0.002873	2.61%
0.047227	0.037628	0.02079	1.03	11.95%	0.031872	0.002873	2.61%
0.053083	0.042294	0.023368	1.03	17.05%	0.031872	0.002873	2.61%
0.053083	0.042294	0.023368	1.03	17.05%	0.031872	0.002296	2.61%
0.053083	0.042294	0.023368	1.03	17.05%	0.031872	0.002296	2.61%
0.053083	0.042294	0.023368	1.03	17.05%	0.031872	0.002296	2.61%
0	0	0	0	0.00%	0	0	0.00

0	0	0	0	0.00%	0	0	0.00%

0	0	0	0	0.00%	0	0	0.00%
0	0	0	0	0.00%	0	0	0.00%
0	0	0	0	0.00%	0	0	0.00%
0	0	0	0	0.00%	0	0	0.00%

Rider	Franchise Fee
0.007758	2.00%
0.007758	2.00%
0.015124	2.00%
0.01607	2.00%
0.01607	2.00%
0.017705	2.00%
0.017658	2.00%
0.017879	2.00%
0.017879	2.00%
0.017879	2.00%
0.017879	2.00%
0.017879	2.00%
0.017879	2.00%
0.017879	2.00%
0.023124	2.00%
0.023124	2.00%
0.023124	2.00%
0	0.00%
0	0.00%
0	0.00%
0	0.00%
0	0.00%
0	0.00%
0	0.00%
0	0.00%
0	0.00%
0	0.00%
0	0.00%
0	0.00%
0	0.00%
0	0.00%
0	0.00%
0	0.00%
0	0.00%
0	0.00%
0	0.00%
0	0.00%
0	0.00%
0	0.00%
0	0.00%
0	0.00%
0	0.00%
0	0.00%
0	0.00%
0	0.00%

0	0.00%
0	0.00%
0	0.00%

0	0.00%
0	0.00%
0	0.00%
0	0.00%

Total Bill $	Account	Rate Code	Actual KWH	Metered KW	Billed KW	Metered KVAR
$1,567.44			11840	54	54	24.4
$1,837.00			14880	43.6	43.6	22.8
$2,899.41			21280	79.68	79.7	23.4
$2,651.45			18720	80.8	80.8	46.4
$2,232.63			15600	73.92	73.9	41.76
$846.05			7680	43.76	43.8	18.08
$1,045.84			9840	47.28	47.3	13.76
$1,012.59			9600	39.36	39.4	12.88
$1,335.37			12720	51.12	51.1	16.4
$859.42			7840	39.44	39.4	13.04
$1,038.65			9360	52.88	52.9	29.92
$1,078.64			9360	49.36	49.4	27.76
$1,648.46	950-116-162-1-6	304	12000	44.96	45	31.52
$2,050.91			13440	57.04	57	47.44
$2,354.80			14640	87.68	87.7	59.12
$3,012.42			19200	98	0	58.16
$2,080.05			13040	72.96	73	40.48

Start Date	End Date	Rate Billing	Cost of Fuel	Winter Storm Cost Recovery	Sterling Franchise Fee	kwh/sqft
5/18/25	6/17/25					0.275282
6/17/25	7/17/25					0.345962
7/17/25	8/15/25					0.494763
8/15/25	9/16/25					0.435243
9/16/25	10/15/25					0.362702
10/15/25	11/13/25					0.178561
11/13/25	12/16/25					0.228781
12/16/25	1/19/26					0.223201
1/19/26	2/17/26					0.295742
2/17/26	3/18/26					0.182281
3/18/26	4/17/26					0.217621
4/17/26	5/18/26					0.217621
5/18/26	6/17/26					0.279002
6/17/26	7/17/26	$1,544.48	$428.36	$38.61	$39.46	0.312482
7/17/26	8/17/26	$1,797.48	$466.61	$33.61	$45.51	0.340382
8/17/26	9/16/26	$2,282.99	$611.94	$44.08	$58.20	0.446403
9/16/26	10/15/26	$1,583.97	$415.61	$29.94	$40.20	0.303182

w/sqft	btu	Elec 62-1-6 Data	SF:	43010.5	304	
1.255507	40398080				6/17/2025	Summer
1.013706	50770560				7/17/2025	Summer
1.852571	72607360				8/15/2025	Summer
1.878611	63872640				9/16/2025	Summer
1.71865	53227200				10/15/2025	Summer
1.017426	26204160				11/13/2025	Winter
1.099266	33574080				12/16/2025	Winter
0.915125	32755200				1/19/2026	Winter
1.188547	43400640				2/17/2026	Winter
0.916985	26750080				3/18/2026	Winter
1.229467	31936320				4/17/2026	Winter
1.147627	31936320				5/18/2026	Winter
1.045326	40944000				6/17/2026	Summer
1.326188	45857280				7/17/2026	Summer
2.038572	49951680				8/17/2026	Summer
2.278513	65510400				9/16/2026	Summer
1.69633	44492480				10/15/2026	Summer
					1/0/1900	
					1/0/1900	
					1/0/1900	
					1/0/1900	
					1/0/1900	
					1/0/1900	
					1/0/1900	
					1/0/1900	
					1/0/1900	
					1/0/1900	
					1/0/1900	
					1/0/1900	
					1/0/1900	
					1/0/1900	
					1/0/1900	
					1/0/1900	
					1/0/1900	
					1/0/1900	
					1/0/1900	
					1/0/1900	
					1/0/1900	
					1/0/1900	
					1/0/1900	
					1/0/1900	
					1/0/1900	
					1/0/1900	
					1/0/1900	
					1/0/1900	
					1/0/1900	
					1/0/1900	
					1/0/1900	
					1/0/1900	
					1/0/1900	
					1/0/1900	

1/0/1900
1/0/1900
1/0/1900

1/0/1900
1/0/1900
1/0/1900
1/0/1900

kWh 1	kWh 2	kWh 3	Excess kVAR	kWh 1 $	kWh 2 $	kWh 3 $	Excess kVAR $	Tax Change $
8100	3740	0	8.24	$565.73	$220.77	$0.00	$8.49	-$1.76
6540	6540	1800	9.69	$456.77	$386.06	$42.19	$9.98	-$1.97
11952	9328	0	0.00	$834.76	$550.63	$0.00	$0.00	-$2.99
12120	6600	0	22.20	$846.50	$389.60	$0.00	$22.87	$36.78
11088	4512	0	19.56	$774.42	$266.34	$0.00	$20.15	$31.23
6564	1116	0	4.98	$310.00	$41.99	$0.00	$5.13	$11.51
7092	2748	0	0.00	$334.93	$103.40	$0.00	$0.00	$13.78
5904	3696	0	1.08	$278.83	$139.07	$0.00	$1.11	$12.35
7668	5052	0	1.10	$362.14	$190.10	$0.00	$1.13	$15.87
5916	1924	0	1.24	$279.39	$72.40	$0.00	$1.28	$10.63
7932	1428	0	14.02	$374.60	$53.73	$0.00	$14.44	$12.97
7404	1956	0	12.96	$349.67	$73.60	$0.00	$13.35	$12.81
6744	5256	0	18.02	$471.02	$310.26	$0.00	$18.56	$22.31
8556	4884	0	30.34	$671.68	$324.05	$0.00	$31.25	$28.25
13152	1488	0	32.82	$1,032.48	$98.73	$0.00	$33.80	$31.85
14700	4500	0	28.76	$1,154.01	$298.58	$0.00	$29.62	$40.15
10944	2096	0	18.58	$859.15	$139.07	$0.00	$19.14	$27.99
0	0	0	0.00	$0.00	$0.00	$0.00	$0.00	$0.00
0	0	0	0.00	$0.00	$0.00	$0.00	$0.00	$0.00
0	0	0	0.00	$0.00	$0.00	$0.00	$0.00	$0.00
0	0	0	0.00	$0.00	$0.00	$0.00	$0.00	$0.00
0	0	0	0.00	$0.00	$0.00	$0.00	$0.00	$0.00
0	0	0	0.00	$0.00	$0.00	$0.00	$0.00	$0.00
0	0	0	0.00	$0.00	$0.00	$0.00	$0.00	$0.00
0	0	0	0.00	$0.00	$0.00	$0.00	$0.00	$0.00
0	0	0	0.00	$0.00	$0.00	$0.00	$0.00	$0.00
0	0	0	0.00	$0.00	$0.00	$0.00	$0.00	$0.00
0	0	0	0.00	$0.00	$0.00	$0.00	$0.00	$0.00
0	0	0	0.00	$0.00	$0.00	$0.00	$0.00	$0.00
0	0	0	0.00	$0.00	$0.00	$0.00	$0.00	$0.00
0	0	0	0.00	$0.00	$0.00	$0.00	$0.00	$0.00
0	0	0	0.00	$0.00	$0.00	$0.00	$0.00	$0.00
0	0	0	0.00	$0.00	$0.00	$0.00	$0.00	$0.00
0	0	0	0.00	$0.00	$0.00	$0.00	$0.00	$0.00
0	0	0	0.00	$0.00	$0.00	$0.00	$0.00	$0.00
0	0	0	0.00	$0.00	$0.00	$0.00	$0.00	$0.00
0	0	0	0.00	$0.00	$0.00	$0.00	$0.00	$0.00
0	0	0	0.00	$0.00	$0.00	$0.00	$0.00	$0.00
0	0	0	0.00	$0.00	$0.00	$0.00	$0.00	$0.00
0	0	0	0.00	$0.00	$0.00	$0.00	$0.00	$0.00
0	0	0	0.00	$0.00	$0.00	$0.00	$0.00	$0.00
0	0	0	0.00	$0.00	$0.00	$0.00	$0.00	$0.00
0	0	0	0.00	$0.00	$0.00	$0.00	$0.00	$0.00
0	0	0	0.00	$0.00	$0.00	$0.00	$0.00	$0.00
0	0	0	0.00	$0.00	$0.00	$0.00	$0.00	$0.00
0	0	0	0.00	$0.00	$0.00	$0.00	$0.00	$0.00

0	0	0	0.00	$0.00	$0.00	$0.00	$0.00	$0.00
0	0	0	0.00	$0.00	$0.00	$0.00	$0.00	$0.00
0	0	0	0.00	$0.00	$0.00	$0.00	$0.00	$0.00
0	0	0	0.00	$0.00	$0.00	$0.00	$0.00	$0.00
0	0	0	0.00	$0.00	$0.00	$0.00	$0.00	$0.00
0	0	0	0.00	$0.00	$0.00	$0.00	$0.00	$0.00
0	0	0	0.00	$0.00	$0.00	$0.00	$0.00	$0.00
0	0	0	0.00	$0.00	$0.00	$0.00	$0.00	$0.00
0	0	0	0.00	$0.00	$0.00	$0.00	$0.00	$0.00
0	0	0	0.00	$0.00	$0.00	$0.00	$0.00	$0.00
0	0	0	0.00	$0.00	$0.00	$0.00	$0.00	$0.00
0	0	0	0.00	$0.00	$0.00	$0.00	$0.00	$0.00
0	0	0	0.00	$0.00	$0.00	$0.00	$0.00	$0.00
0	0	0	0.00	$0.00	$0.00	$0.00	$0.00	$0.00
0	0	0	0.00	$0.00	$0.00	$0.00	$0.00	$0.00
0	0	0	0.00	$0.00	$0.00	$0.00	$0.00	$0.00
0	0	0	0.00	$0.00	$0.00	$0.00	$0.00	$0.00
0	0	0	0.00	$0.00	$0.00	$0.00	$0.00	$0.00
0	0	0	0.00	$0.00	$0.00	$0.00	$0.00	$0.00
0	0	0	0.00	$0.00	$0.00	$0.00	$0.00	$0.00
0	0	0	0.00	$0.00	$0.00	$0.00	$0.00	$0.00
0	0	0	0.00	$0.00	$0.00	$0.00	$0.00	$0.00
0	0	0	0.00	$0.00	$0.00	$0.00	$0.00	$0.00
0	0	0	0.00	$0.00	$0.00	$0.00	$0.00	$0.00
0	0	0	0.00	$0.00	$0.00	$0.00	$0.00	$0.00
0	0	0	0.00	$0.00	$0.00	$0.00	$0.00	$0.00
0	0	0	0.00	$0.00	$0.00	$0.00	$0.00	$0.00
0	0	0	0.00	$0.00	$0.00	$0.00	$0.00	$0.00
0	0	0	0.00	$0.00	$0.00	$0.00	$0.00	$0.00
0	0	0	0.00	$0.00	$0.00	$0.00	$0.00	$0.00
0	0	0	0.00	$0.00	$0.00	$0.00	$0.00	$0.00
0	0	0	0.00	$0.00	$0.00	$0.00	$0.00	$0.00
0	0	0	0.00	$0.00	$0.00	$0.00	$0.00	$0.00
0	0	0	0.00	$0.00	$0.00	$0.00	$0.00	$0.00
0	0	0	0.00	$0.00	$0.00	$0.00	$0.00	$0.00
0	0	0	0.00	$0.00	$0.00	$0.00	$0.00	$0.00
0	0	0	0.00	$0.00	$0.00	$0.00	$0.00	$0.00
0	0	0	0.00	$0.00	$0.00	$0.00	$0.00	$0.00
0	0	0	0.00	$0.00	$0.00	$0.00	$0.00	$0.00
0	0	0	0.00	$0.00	$0.00	$0.00	$0.00	$0.00
0	0	0	0.00	$0.00	$0.00	$0.00	$0.00	$0.00
0	0	0	0.00	$0.00	$0.00	$0.00	$0.00	$0.00
0	0	0	0.00	$0.00	$0.00	$0.00	$0.00	$0.00
0	0	0	0.00	$0.00	$0.00	$0.00	$0.00	$0.00
0	0	0	0.00	$0.00	$0.00	$0.00	$0.00	$0.00
0	0	0	0.00	$0.00	$0.00	$0.00	$0.00	$0.00
0	0	0	0.00	$0.00	$0.00	$0.00	$0.00	$0.00
0	0	0	0.00	$0.00	$0.00	$0.00	$0.00	$0.00
0	0	0	0.00	$0.00	$0.00	$0.00	$0.00	$0.00
0	0	0	0.00	$0.00	$0.00	$0.00	$0.00	$0.00
0	0	0	0.00	$0.00	$0.00	$0.00	$0.00	$0.00
0	0	0	0.00	$0.00	$0.00	$0.00	$0.00	$0.00
0	0	0	0.00	$0.00	$0.00	$0.00	$0.00	$0.00
0	0	0	0.00	$0.00	$0.00	$0.00	$0.00	$0.00
0	0	0	0.00	$0.00	$0.00	$0.00	$0.00	$0.00
0	0	0	0.00	$0.00	$0.00	$0.00	$0.00	$0.00
0	0	0	0.00	$0.00	$0.00	$0.00	$0.00	$0.00
0	0	0	0.00	$0.00	$0.00	$0.00	$0.00	$0.00
0	0	0	0.00	$0.00	$0.00	$0.00	$0.00	$0.00
0	0	0	0.00	$0.00	$0.00	$0.00	$0.00	$0.00
0	0	0	0.00	$0.00	$0.00	$0.00	$0.00	$0.00
0	0	0	0.00	$0.00	$0.00	$0.00	$0.00	$0.00
0	0	0	0.00	$0.00	$0.00	$0.00	$0.00	$0.00
0	0	0	0.00	$0.00	$0.00	$0.00	$0.00	$0.00
0	0	0	0.00	$0.00	$0.00	$0.00	$0.00	$0.00
0	0	0	0.00	$0.00	$0.00	$0.00	$0.00	$0.00
0	0	0	0.00	$0.00	$0.00	$0.00	$0.00	$0.00
0	0	0	0.00	$0.00	$0.00	$0.00	$0.00	$0.00
0	0	0	0.00	$0.00	$0.00	$0.00	$0.00	$0.00
0	0	0	0.00	$0.00	$0.00	$0.00	$0.00	$0.00

0	0	0	0.00	$0.00	$0.00	$0.00	$0.00	$0.00
0	0	0	0.00	$0.00	$0.00	$0.00	$0.00	$0.00
0	0	0	0.00	$0.00	$0.00	$0.00	$0.00	$0.00
0	0	0	0.00	$0.00	$0.00	$0.00	$0.00	$0.00

Rider	Rate Billing	Interim Rate Refund	Cost of Fuel	Winter Storm Recovery Rider	Franchise Fee	**Total Bill**	Total Bill Error $	Total Bill Error %
$91.85	$1,040.01	$101.40	$470.90	$30.45	$30.22	**$1,571.58**	-$4.14	-0.26%
$115.44	$1,175.38	$113.35	$591.81	$38.27	$35.34	**$1,840.81**	-$3.81	-0.21%
$321.84	$1,929.76	$171.96	$846.35	$54.75	$55.52	**$2,886.38**	$13.03	0.45%
$300.83	$1,806.97	$156.85	$744.53	$48.17	$51.03	**$2,650.70**	$0.75	0.03%
$250.69	$1,529.57	$133.18	$620.44	$40.14	$43.00	**$2,233.15**	-$0.52	-0.02%
$135.97	$607.24	$49.08	$206.97	$19.76	$16.28	**$850.25**	-$4.20	-0.50%
$173.75	$738.21	$58.78	$265.18	$25.32	$20.07	**$1,048.78**	-$2.94	-0.28%
$171.64	$713.04	$56.47	$258.71	$24.70	$19.43	**$1,015.88**	-$3.29	-0.33%
$227.42	$922.74	$72.53	$342.79	$32.73	$25.31	**$1,323.57**	$11.80	0.88%
$140.17	$606.02	$48.59	$211.28	$22.52	$16.35	**$856.17**	$3.25	0.38%
$167.35	$735.97	$59.31	$252.24	$26.89	$19.76	**$1,034.87**	$3.78	0.36%
$167.35	$728.91	$58.58	$298.32	$26.89	$20.54	**$1,074.67**	$3.97	0.37%
$214.55	$1,192.24	$101.98	$382.46	$34.48	$31.49	**$1,640.68**	$7.78	0.47%
$240.29	$1,533.33	$184.23	$428.36	$38.61	$39.23	**$2,039.53**	$11.38	0.55%
$338.54	$1,796.75	$207.77	$466.61	$33.61	$45.27	**$2,342.23**	$12.57	0.53%
$443.98	$2,281.75	$261.85	$611.94	$44.08	$57.87	**$2,995.65**	$16.77	0.56%
$301.54	$1,583.05	$182.59	$415.61	$29.94	$39.97	**$2,068.57**	$11.48	0.55%
$0.00	$0.00	$0.00	$0.00	$0.00	$0.00	**$0.00**	$0.00	0.00

$0.00	$0.00	$0.00	$0.00	$0.00	$0.00	**$0.00**	$0.00	0.00%

$0.00	$0.00	$0.00	$0.00	$0.00	$0.00	**$0.00**	$0.00	0.00%
$0.00	$0.00	$0.00	$0.00	$0.00	$0.00	**$0.00**	$0.00	0.00%
$0.00	$0.00	$0.00	$0.00	$0.00	$0.00	**$0.00**	$0.00	0.00%
$0.00	$0.00	$0.00	$0.00	$0.00	$0.00	**$0.00**	$0.00	0.00%

Bill End Date	Current kWh	Baseline kW	Baseline kVAR	Adj kWh	Baseline kWh1	Baseline kWh2	Baseline kWh3	Baseline Excess kVAR
6/17/2025		54	24.4	11840	8100	3740	0	8.24
7/17/2025		43.6	22.8	14880	6540	6540	1800	9.691111
8/15/2025		79.68	23.4	21280	11952	9328	0	0
9/16/2025		80.8	46.4	18720	12120	6600	0	22.2
10/15/2025		73.92	41.76	15600	11088	4512	0	19.56
11/13/2025		43.76	18.08	7680	6564	1116	0	4.98
12/16/2025		47.28	13.76	9840	7092	2748	0	0
1/19/2026		39.36	12.88	9600	5904	3696	0	1.08
2/17/2026		51.12	16.4	12720	7668	5052	0	1.1
3/18/2026		39.44	13.04	7840	5916	1924	0	1.24
4/17/2026		52.88	29.92	9360	7932	1428	0	14.02
5/18/2026		49.36	27.76	9360	7404	1956	0	12.96
6/17/2026		44.96	31.52	12000	6744	5256	0	18.02
7/17/2026	13440	43.6	22.8	15,149	6540	6540	2069	9.691111
8/17/2026	14640	79.68	23.4	24,984	11952	11952	1080	0
9/16/2026	19200	80.8	46.4	24,343	12120	12120	103	22.2
10/15/2026	13040	73.92	41.76	17,496	11088	6408	0	19.56
1/0/1900	0	43.76	18.08	0	0	0	0	4.98
1/0/1900	0	47.28	13.76	0	0	0	0	0
1/0/1900	0	39.36	12.88	0	0	0	0	1.08
1/0/1900	0	51.12	16.4	0	0	0	0	1.1
1/0/1900	0	39.44	13.04	0	0	0	0	1.24
1/0/1900	0	52.88	29.92	0	0	0	0	14.02
1/0/1900	0	49.36	27.76	0	0	0	0	12.96
1/0/1900	0	54	24.4	0	0	0	0	8.244444
1/0/1900	0	43.6	22.8		6540	-6540	0	9.691111
1/0/1900	0	79.68	23.4		11952	-11952	0	0
1/0/1900	0	80.8	46.4		12120	-12120	0	22.2
1/0/1900	0	73.92	41.76		11088	-11088	0	19.56
1/0/1900	0	43.76	18.08		6564	-6564	0	4.98
1/0/1900	0	47.28	13.76		7092	-7092	0	0
1/0/1900	0	39.36	12.88		5904	-5904	0	1.08
1/0/1900	0	51.12	16.4		7668	-7668	0	1.1
1/0/1900	0	39.44	13.04		5916	-5916	0	1.24
1/0/1900	0	52.88	29.92		7932	-7932	0	14.02
1/0/1900	0	49.36	27.76		7404	-7404	0	12.96
1/0/1900	0	54	24.4		8100	-8100	0	8.244444
1/0/1900	0	43.6	22.8		6540	-6540	0	9.691111
1/0/1900	0	79.68	23.4		11952	-11952	0	0
1/0/1900	0	80.8	46.4		12120	-12120	0	22.2
1/0/1900	0	73.92	41.76		11088	-11088	0	19.56
1/0/1900	0	43.76	18.08		6564	-6564	0	4.98
1/0/1900	0	47.28	13.76		7092	-7092	0	0
1/0/1900	0	39.36	12.88		5904	-5904	0	1.08
1/0/1900	0	51.12	16.4		7668	-7668	0	1.1

1/0/1900	0	39.44	13.04		5916	-5916	0	1.24
1/0/1900	0	52.88	29.92		7932	-7932	0	14.02
1/0/1900	0	49.36	27.76		7404	-7404	0	12.96
1/0/1900	0	54	24.4		8100	-8100	0	8.244444
1/0/1900	0	43.6	22.8		6540	-6540	0	9.691111
1/0/1900	0	79.68	23.4		11952	-11952	0	0
1/0/1900	0	80.8	46.4		12120	-12120	0	22.2
1/0/1900	0	73.92	41.76		11088	-11088	0	19.56
1/0/1900	0	43.76	18.08		6564	-6564	0	4.98
1/0/1900	0	47.28	13.76		7092	-7092	0	0
1/0/1900	0	39.36	12.88		5904	-5904	0	1.08
1/0/1900	0	51.12	16.4		7668	-7668	0	1.1
1/0/1900	0	39.44	13.04		5916	-5916	0	1.24
1/0/1900	0	52.88	29.92		7932	-7932	0	14.02
1/0/1900	0	49.36	27.76		7404	-7404	0	12.96
1/0/1900	0	54	24.4		8100	-8100	0	8.244444
1/0/1900	0	43.6	22.8		6540	-6540	0	9.691111
1/0/1900	0	79.68	23.4		11952	-11952	0	0
1/0/1900	0	80.8	46.4		12120	-12120	0	22.2
1/0/1900	0	73.92	41.76		11088	-11088	0	19.56
1/0/1900	0	43.76	18.08		6564	-6564	0	4.98
1/0/1900	0	47.28	13.76		7092	-7092	0	0
1/0/1900	0	39.36	12.88		5904	-5904	0	1.08
1/0/1900	0	51.12	16.4		7668	-7668	0	1.1
1/0/1900	0	39.44	13.04		5916	-5916	0	1.24
1/0/1900	0	52.88	29.92		7932	-7932	0	14.02
1/0/1900	0	49.36	27.76		7404	-7404	0	12.96
1/0/1900	0	54	24.4		8100	-8100	0	8.244444
1/0/1900	0	43.6	22.8		6540	-6540	0	9.691111
1/0/1900	0	79.68	23.4		11952	-11952	0	0
1/0/1900	0	80.8	46.4		12120	-12120	0	22.2
1/0/1900	0	73.92	41.76		11088	-11088	0	19.56
1/0/1900	0	43.76	18.08		6564	-6564	0	4.98
1/0/1900	0	47.28	13.76		7092	-7092	0	0
1/0/1900	0	39.36	12.88		5904	-5904	0	1.08
1/0/1900	0	51.12	16.4		7668	-7668	0	1.1
1/0/1900	0	39.44	13.04		5916	-5916	0	1.24
1/0/1900	0	52.88	29.92		7932	-7932	0	14.02
1/0/1900	0	49.36	27.76		7404	-7404	0	12.96
1/0/1900	0	54	24.4		8100	-8100	0	8.244444
1/0/1900	0	43.6	22.8		6540	-6540	0	9.691111
1/0/1900	0	79.68	23.4		11952	-11952	0	0
1/0/1900	0	80.8	46.4		12120	-12120	0	22.2
1/0/1900	0	73.92	41.76		11088	-11088	0	19.56
1/0/1900	0	43.76	18.08		6564	-6564	0	4.98
1/0/1900	0	47.28	13.76		7092	-7092	0	0
1/0/1900	0	39.36	12.88		5904	-5904	0	1.08
1/0/1900	0	51.12	16.4		7668	-7668	0	1.1
1/0/1900	0	39.44	13.04		5916	-5916	0	1.24

1/0/1900	0	52.88	29.92		7932	-7932	0	14.02
1/0/1900	0	49.36	27.76		7404	-7404	0	12.96
1/0/1900	0	54	24.4		8100	-8100	0	8.244444
1/0/1900	0	43.6	22.8		6540	-6540	0	9.691111

kWh 1 $	kWh 2 $	kWh 3 $	Excess kVAR $	Tax Change	Rider	Rate Billing	Interim Rate Refund	Cost of Fuel
$565.73	$220.77	$0.00	$8.49	-$1.76	$91.85	$938.61	$101.40	$470.90
$456.77	$386.06	$42.19	$9.98	-$1.97	$115.44	$1,062.03	$113.35	$591.81
$834.76	$550.63	$0.00	$0.00	-$2.99	$321.84	$1,757.80	$171.96	$846.35
$846.50	$389.60	$0.00	$22.87	$36.78	$300.83	$1,650.13	$156.85	$744.53
$774.42	$266.34	$0.00	$20.15	$31.23	$250.69	$1,396.39	$133.18	$620.44
$310.00	$41.99	$0.00	$5.13	$11.51	$135.97	$558.16	$49.08	$206.97
$334.93	$103.40	$0.00	$0.00	$13.78	$173.75	$679.43	$58.78	$265.18
$278.83	$139.07	$0.00	$1.11	$12.35	$171.64	$656.57	$56.47	$258.71
$362.14	$190.10	$0.00	$1.13	$15.87	$227.42	$850.21	$72.53	$342.79
$279.39	$72.40	$0.00	$1.28	$10.63	$140.17	$557.43	$48.59	$211.28
$374.60	$53.73	$0.00	$14.44	$12.97	$167.35	$676.66	$59.31	$252.24
$349.67	$73.60	$0.00	$13.35	$12.81	$167.35	$670.34	$58.58	$298.32
$471.02	$310.26	$0.00	$18.56	$22.31	$214.55	$1,090.26	$101.98	$382.46
$513.42	$433.93	$54.52	$9.98	$27.85	$270.85	$1,364.12	$181.65	$482.84
$938.28	$793.02	$28.46	$0.00	$47.40	$577.73	$2,438.46	$309.17	$796.30
$951.47	$804.16	$2.70	$22.87	$47.96	$562.90	$2,445.63	$312.83	$775.85
$870.45	$425.14	$0.00	$20.15	$35.79	$404.57	$1,809.67	$233.47	$557.62
$0.00	$0.00	$0.00	$0.00	$0.00	$0.00	$0.00	$0.00	$0.00
$0.00	$0.00	$0.00	$0.00	$0.00	$0.00	$0.00	$0.00	$0.00
$0.00	$0.00	$0.00	$0.00	$0.00	$0.00	$0.00	$0.00	$0.00
$0.00	$0.00	$0.00	$0.00	$0.00	$0.00	$0.00	$0.00	$0.00
$0.00	$0.00	$0.00	$0.00	$0.00	$0.00	$0.00	$0.00	$0.00
$0.00	$0.00	$0.00	$0.00	$0.00	$0.00	$0.00	$0.00	$0.00
$0.00	$0.00	$0.00	$0.00	$0.00	$0.00	$0.00	$0.00	$0.00
$0.00	$0.00	$0.00	$0.00	$0.00	$0.00	$0.00	$0.00	$0.00
$0.00	$0.00	$0.00	$0.00	$0.00	$0.00	$0.00	$0.00	$0.00
$0.00	$0.00	$0.00	$0.00	$0.00	$0.00	$0.00	$0.00	$0.00
$0.00	$0.00	$0.00	$0.00	$0.00	$0.00	$0.00	$0.00	$0.00
$0.00	$0.00	$0.00	$0.00	$0.00	$0.00	$0.00	$0.00	$0.00
$0.00	$0.00	$0.00	$0.00	$0.00	$0.00	$0.00	$0.00	$0.00
$0.00	$0.00	$0.00	$0.00	$0.00	$0.00	$0.00	$0.00	$0.00
$0.00	$0.00	$0.00	$0.00	$0.00	$0.00	$0.00	$0.00	$0.00
$0.00	$0.00	$0.00	$0.00	$0.00	$0.00	$0.00	$0.00	$0.00
$0.00	$0.00	$0.00	$0.00	$0.00	$0.00	$0.00	$0.00	$0.00
$0.00	$0.00	$0.00	$0.00	$0.00	$0.00	$0.00	$0.00	$0.00
$0.00	$0.00	$0.00	$0.00	$0.00	$0.00	$0.00	$0.00	$0.00
$0.00	$0.00	$0.00	$0.00	$0.00	$0.00	$0.00	$0.00	$0.00
$0.00	$0.00	$0.00	$0.00	$0.00	$0.00	$0.00	$0.00	$0.00
$0.00	$0.00	$0.00	$0.00	$0.00	$0.00	$0.00	$0.00	$0.00
$0.00	$0.00	$0.00	$0.00	$0.00	$0.00	$0.00	$0.00	$0.00
$0.00	$0.00	$0.00	$0.00	$0.00	$0.00	$0.00	$0.00	$0.00
$0.00	$0.00	$0.00	$0.00	$0.00	$0.00	$0.00	$0.00	$0.00
$0.00	$0.00	$0.00	$0.00	$0.00	$0.00	$0.00	$0.00	$0.00

$0.00	$0.00	$0.00	$0.00	$0.00	$0.00	$0.00	$0.00	$0.00

$0.00	$0.00	$0.00	$0.00	$0.00	$0.00	$0.00	$0.00	$0.00
$0.00	$0.00	$0.00	$0.00	$0.00	$0.00	$0.00	$0.00	$0.00
$0.00	$0.00	$0.00	$0.00	$0.00	$0.00	$0.00	$0.00	$0.00
$0.00	$0.00	$0.00	$0.00	$0.00	$0.00	$0.00	$0.00	$0.00

Winter Storm Recovery Rider	Franchise Fee	Total Bill	Current Bill	Savings: Baseline - Actual	GSPSF Customer Charge (304)	GSPSF On-Peak Tier 1 ($/kWh)	GSPSF On-Peak Tier 2 ($/kWh)	GSPSF On-Peak Tier 3 ($/kWh)
$30.45	$30.22	$1,571.58	$1,571.58	**0.00**	$53.53	0.069843	0.05903	0.023441
$38.27	$35.34	$1,840.81	$1,840.81	**0.00**	$53.56	0.069843	0.05903	0.023441
$54.75	$55.52	$2,886.38	$2,886.38	**0.00**	$53.56	0.069843	0.05903	0.023441
$48.17	$51.03	$2,650.70	$2,650.70	**0.00**	$53.56	0.069843	0.05903	0.023441
$40.14	$43.00	$2,233.15	$2,233.15	**0.00**	$53.56	0.069843	0.05903	0.023441
$19.76	$16.28	$850.25	$850.25	**0.00**	$53.56	0.069843	0.05903	0.023441
$25.32	$20.07	$1,048.78	$1,048.78	**0.00**	$53.56	0.069843	0.05903	0.023441
$24.70	$19.43	$1,015.88	$1,015.88	**0.00**	$53.56	0.069843	0.05903	0.023441
$32.73	$25.31	$1,323.57	$1,323.57	**0.00**	$53.56	0.069843	0.05903	0.023441
$22.52	$16.35	$856.17	$856.17	**0.00**	$53.56	0.069843	0.05903	0.023441
$26.89	$19.76	$1,034.87	$1,034.87	**0.00**	$53.56	0.069843	0.05903	0.023441
$26.89	$20.54	$1,074.67	$1,074.67	**0.00**	$53.56	0.069843	0.05903	0.023441
$34.48	$31.49	$1,640.68	$1,640.68	**0.00**	$53.56	0.069843	0.05903	0.023441
$43.52	$40.57	$2,112.71	$2,039.53	**73.17**	$53.57	0.078504	0.06635	0.026348
$57.36	$70.88	$3,672.17	$2,342.23	**1,329.94**	$53.57	0.078504	0.06635	0.026348
$55.89	$70.69	$3,660.89	$2,995.65	**665.23**	$53.57	0.078504	0.06635	0.026348
$40.17	$52.02	$2,692.94	$2,068.57	**624.36**	$53.57	0.078504	0.06635	0.026348
$0.00	$0.00	$0.00	$0.00	**0.00**	$0.00	0	0	0
$0.00	$0.00	$0.00	$0.00	**0.00**	$0.00	0	0	0
$0.00	$0.00	$0.00	$0.00	**0.00**	$0.00	0	0	0
$0.00	$0.00	$0.00	$0.00	**0.00**	$0.00	0	0	0
$0.00	$0.00	$0.00	$0.00	**0.00**	$0.00	0	0	0
$0.00	$0.00	$0.00	$0.00	**0.00**	$0.00	0	0	0
$0.00	$0.00	$0.00	$0.00	**0.00**	$0.00	0	0	0
$0.00	$0.00	$0.00	$0.00	**0.00**	$0.00	0	0	0
$0.00	$0.00	$0.00	$0.00	**0.00**	$0.00	0	0	0
$0.00	$0.00	$0.00	$0.00	**0.00**	$0.00	0	0	0
$0.00	$0.00	$0.00	$0.00	**0.00**	$0.00	0	0	0
$0.00	$0.00	$0.00	$0.00	**0.00**	$0.00	0	0	0
$0.00	$0.00	$0.00	$0.00	**0.00**	$0.00	0	0	0
$0.00	$0.00	$0.00	$0.00	**0.00**	$0.00	0	0	0
$0.00	$0.00	$0.00	$0.00	**0.00**	$0.00	0	0	0
$0.00	$0.00	$0.00	$0.00	**0.00**	$0.00	0	0	0
$0.00	$0.00	$0.00	$0.00	**0.00**	$0.00	0	0	0
$0.00	$0.00	$0.00	$0.00	**0.00**	$0.00	0	0	0
$0.00	$0.00	$0.00	$0.00	**0.00**	$0.00	0	0	0
$0.00	$0.00	$0.00	$0.00	**0.00**	$0.00	0	0	0
$0.00	$0.00	$0.00	$0.00	**0.00**	$0.00	0	0	0
$0.00	$0.00	$0.00	$0.00	**0.00**	$0.00	0	0	0
$0.00	$0.00	$0.00	$0.00	**0.00**	$0.00	0	0	0
$0.00	$0.00	$0.00	$0.00	**0.00**	$0.00	0	0	0
$0.00	$0.00	$0.00	$0.00	**0.00**	$0.00	0	0	0
$0.00	$0.00	$0.00	$0.00	**0.00**	$0.00	0	0	0
$0.00	$0.00	$0.00	$0.00	**0.00**	$0.00	0	0	0

$0.00	$0.00	$0.00	$0.00	**0.00**	$0.00	0	0	0

$0.00	$0.00	$0.00	$0.00	**0.00**	$0.00	0	0	0
$0.00	$0.00	$0.00	$0.00	**0.00**	$0.00	0	0	0
$0.00	$0.00	$0.00	$0.00	**0.00**	$0.00	0	0	0
$0.00	$0.00	$0.00	$0.00	**0.00**	$0.00	0	0	0

GSPSF Off-Peak Tier 1 ($/kWh)	GSPSF Off-Peak Tier 2 ($/kWh)	GSPSF Off-Peak Tier 3 ($/kWh)	REACTIVE POWER CHARGE SL5 ($/kVAR)	IRR COM/IND SL4/5 (% of Base Rate)	FCA SL5 ($/kWh)	WFA COM SL4/5 ($/kWh)	TAX CHANGE (% of Base Rate)
0.047227	0.037628	0.02079	1.03	11.95%	0.039772	0.002572	-0.21%
0.047227	0.037628	0.02079	1.03	11.95%	0.039772	0.002572	-0.21%
0.047227	0.037628	0.02079	1.03	11.95%	0.039772	0.002573	-0.21%
0.047227	0.037628	0.02079	1.03	11.95%	0.039772	0.002573	2.80%
0.047227	0.037628	0.02079	1.03	11.95%	0.039772	0.002573	2.80%
0.047227	0.037628	0.02079	1.03	11.95%	0.026949	0.002573	2.80%
0.047227	0.037628	0.02079	1.03	11.95%	0.026949	0.002573	2.80%
0.047227	0.037628	0.02079	1.03	11.95%	0.026949	0.002573	2.61%
0.047227	0.037628	0.02079	1.03	11.95%	0.026949	0.002573	2.61%
0.047227	0.037628	0.02079	1.03	11.95%	0.026949	0.002873	2.61%
0.047227	0.037628	0.02079	1.03	11.95%	0.026949	0.002873	2.61%
0.047227	0.037628	0.02079	1.03	11.95%	0.031872	0.002873	2.61%
0.047227	0.037628	0.02079	1.03	11.95%	0.031872	0.002873	2.61%
0.053083	0.042294	0.023368	1.03	17.05%	0.031872	0.002873	2.61%
0.053083	0.042294	0.023368	1.03	17.05%	0.031872	0.002296	2.61%
0.053083	0.042294	0.023368	1.03	17.05%	0.031872	0.002296	2.61%
0.053083	0.042294	0.023368	1.03	17.05%	0.031872	0.002296	2.61%
0	0	0	0	0.00%	0	0	0.00

0	0	0	0	0.00%	0	0	0.00%

0	0	0	0	0.00%	0	0	0.00%
0	0	0	0	0.00%	0	0	0.00%
0	0	0	0	0.00%	0	0	0.00%
0	0	0	0	0.00%	0	0	0.00%

Rider	Franchise Fee
0.007758	2.00%
0.007758	2.00%
0.015124	2.00%
0.01607	2.00%
0.01607	2.00%
0.017705	2.00%
0.017658	2.00%
0.017879	2.00%
0.017879	2.00%
0.017879	2.00%
0.017879	2.00%
0.017879	2.00%
0.017879	2.00%
0.017879	2.00%
0.023124	2.00%
0.023124	2.00%
0.023124	2.00%
0	0.00%
0	0.00%
0	0.00%
0	0.00%
0	0.00%
0	0.00%
0	0.00%
0	0.00%
0	0.00%
0	0.00%
0	0.00%
0	0.00%
0	0.00%
0	0.00%
0	0.00%
0	0.00%
0	0.00%
0	0.00%
0	0.00%
0	0.00%
0	0.00%
0	0.00%
0	0.00%
0	0.00%
0	0.00%
0	0.00%
0	0.00%
0	0.00%

0	0.00%
0	0.00%
0	0.00%

0	0.00%
0	0.00%
0	0.00%
0	0.00%

Gas 194340 Data

Meter #	Start Date	Read Date	Total Bill	Total MCF	Usage in MCF	Total Rate
	5/27/25	6/24/25	$508.10	14.1	5.1	0
	6/24/25	7/23/25	$519.54	15.4	5.9	0
	7/23/25	8/21/25	$564.48	20.6	8.6	0
	8/21/25	9/23/25	$611.24	26.8	15.4	0
	9/23/25	10/23/25	$599.92	25.3	14.9	0
	10/23/25	11/19/25	$1,047.62	80.6	28.7	0
	11/19/25	12/22/25	$3,773.76	453.2	126.7	0
	12/22/25	1/22/26	$3,490.67	418.4	110.7	0
	1/22/26	2/25/26	$5,221.54	656.8	153.2	0
	2/25/26	3/24/26	$1,243.57	108.9	43.0	0
	3/24/26	4/23/26	$774.57	40.5	20.2	0
	4/23/26	5/26/26	$685.26	30.4	17.5	0
A33006194340	5/26/26	6/23/26	$538.26	14.0	4.9	0
	6/23/26	7/26/26	$499.97	10.1	5.3	9.6358
	7/27/26	8/24/26	$521.57	12.3	11.5	9.6337
	8/24/26	9/23/26	$646.03	21.6	14.8	8.3084
	9/23/26	10/26/26	$902.58	51.9	42.0	8.3041
						0
						0
						0

Customer Charge	Distribution Rate 1	Distribution Rate 2	Distribution Rate 3	Distribution Rate 4	Distribution Rate 5
$165.00	34.29700	5.29700	3.11500		
$165.00	34.29700	5.29700	3.11500		
$181.54	40.36000	5.29200	3.11000	1.79500	
$181.54	40.36000	5.29200	3.11000	1.79500	

SF:

Distribution Rate 6	WESCRM Charge	Gas Supply Rate	Sterling Franchise Fee	cf/sqft	btu
				0.224422	5253000
				0.259626	6077000
				0.378438	8858000
				0.677668	15862000
				0.655666	15347000
				1.262926	29561000
				5.575358	1.31E+08
				4.871287	1.14E+08
				6.741474	1.58E+08
				1.892189	44290000
				0.888889	20806000
				0.770077	18025000
				0.215622	5047000
	$121.40	6.52080	$7.42	0.23	5459000
	$121.40	6.51870	$7.85	0.51	11845000
	$121.40	6.51340	$10.29	0.65	15244000
	$121.40	6.50910	$15.32	1.85	43260000



22725		Current Bill				
Read Date	Total MCF	Customer Charge	1st Distribution Rate	2nd Distribution Rate	3rd Distribution Rate	4th Distribution Rate
6/24/2025	14.1	$0.00				
7/23/2025	15.4	0				
8/21/2025	20.6	0				
9/23/2025	26.8	0				
10/23/2025	25.3	0				
11/19/2025	80.6	0				
12/22/2025	453.2	$0.00				
1/22/2026	418.4	$0.00				
2/25/2026	656.8	$0.00				
3/24/2026	108.9	$0.00				
4/23/2026	40.5	$0.00				
5/26/2026	30.4	$0.00				
6/23/2026	14.0	$0.00				
7/26/2026	10.1	$165.00	34.29700	5.297	3.115	0
8/24/2026	12.3	$165.00	34.29700	5.297	3.115	0
9/23/2026	21.6	$181.54	40.36000	5.292	3.11	1.795
10/26/2026	51.9	$181.54	40.36000	5.292	3.11	1.795
1/0/1900	0.0	$0.00	0.00000	0	0	0
1/0/1900	0.0	$0.00	0.00000	0	0	0
1/0/1900	0.0	$0.00	0.00000	0	0	0
1/0/1900	0.0	$0.00	0.00000	0	0	0
1/0/1900	0.0	$0.00	0.00000	0	0	0
1/0/1900	0.0	$0.00	0.00000	0	0	0
1/0/1900	0.0	$0.00	0.00000	0	0	0
1/0/1900	0.0	$0.00	0.00000	0	0	0
1/0/1900	0.0	$0.00	0.00000	0	0	0
1/0/1900	0.0	$0.00	0.00000	0	0	0
1/0/1900	0.0	$0.00	0.00000	0	0	0
1/0/1900	0.0	$0.00	0.00000	0	0	0
1/0/1900	0.0	$0.00	0.00000	0	0	0
1/0/1900	0.0	$0.00	0.00000	0	0	0
1/0/1900	0.0	$0.00	0.00000	0	0	0
1/0/1900	0.0	$0.00	0.00000	0	0	0
1/0/1900	0.0	$0.00	0.00000	0	0	0
1/0/1900	0.0	$0.00	0.00000	0	0	0
1/0/1900	0.0	$0.00	0.00000	0	0	0
1/0/1900	0.0	$0.00	0.00000	0	0	0
1/0/1900	0.0	$0.00	0.00000	0	0	0
1/0/1900	0.0	$0.00	0.00000	0	0	0
1/0/1900	0.0	$0.00	0.00000	0	0	0
1/0/1900	0.0	$0.00	0.00000	0	0	0
1/0/1900	0.0	$0.00	0.00000	0	0	0
1/0/1900	0.0	$0.00	0.00000	0	0	0
1/0/1900	0.0	$0.00	0.00000	0	0	0
1/0/1900	0.0	$0.00	0.00000	0	0	0
1/0/1900	0.0	$0.00	0.00000	0	0	0
1/0/1900	0.0	$0.00	0.00000	0	0	0
1/0/1900	0.0	$0.00	0.00000	0	0	0
1/0/1900	0.0	$0.00	0.00000	0	0	0

1/0/1900	0.0	$0.00	0.00000	0	0	0

1/0/1900	0.0	$0.00	0.00000	0	0	0



5th Distribution Rate	6th Distribution Rate	1st rate 3 MCF	2nd rate 7 MCF	3rd rate 10 MCF	4th rate 780 MCF	5th rate 700 MCF	6th rate > 1500 MCF	1st Rate Usage Charge	2nd Rate Usage Charge
		3	7	4.1	0	0	0	$0.00	$0.00
		3	7	5.4	0	0	0	$0.00	$0.00
		3	7	10	0.6	0	0	$0.00	$0.00
		3	7	10	6.8	0	0	$0.00	$0.00
		3	7	10	5.3	0	0	$0.00	$0.00
		3	7	10	60.6	0	0	$0.00	$0.00
		3	7	10	433.2	0	0	$0.00	$0.00
		3	7	10	398.4	0	0	$0.00	$0.00
		3	7	10	636.8	0	0	$0.00	$0.00
		3	7	10	88.9	0	0	$0.00	$0.00
		3	7	10	20.5	0	0	$0.00	$0.00
		3	7	10	10.4	0	0	$0.00	$0.00
		3	7	4	0	0	0	$0.00	$0.00
0	0	3	7	0.1	0	0	0	$102.89	$37.08
0	0	3	7	2.3	0	0	0	$102.89	$37.08
0	0	3	7	10	1.6	0	0	$121.08	$37.04
0	0	3	7	10	31.9	0	0	$121.08	$37.04
0	0	0	0	0	0	0	0	$0.00	$0.00
0	0	0	0	0	0	0	0	$0.00	$0.00
0	0	0	0	0	0	0	0	$0.00	$0.00
0	0	0	0	0	0	0	0	$0.00	$0.00
0	0	0	0	0	0	0	0	$0.00	$0.00
0	0	0	0	0	0	0	0	$0.00	$0.00
0	0	0	0	0	0	0	0	$0.00	$0.00
0	0	0	0	0	0	0	0	$0.00	$0.00
0	0	0	0	0	0	0	0	$0.00	$0.00
0	0	0	0	0	0	0	0	$0.00	$0.00
0	0	0	0	0	0	0	0	$0.00	$0.00
0	0	0	0	0	0	0	0	$0.00	$0.00
0	0	0	0	0	0	0	0	$0.00	$0.00
0	0	0	0	0	0	0	0	$0.00	$0.00
0	0	0	0	0	0	0	0	$0.00	$0.00
0	0	0	0	0	0	0	0	$0.00	$0.00
0	0	0	0	0	0	0	0	$0.00	$0.00
0	0	0	0	0	0	0	0	$0.00	$0.00
0	0	0	0	0	0	0	0	$0.00	$0.00
0	0	0	0	0	0	0	0	$0.00	$0.00
0	0	0	0	0	0	0	0	$0.00	$0.00
0	0	0	0	0	0	0	0	$0.00	$0.00
0	0	0	0	0	0	0	0	$0.00	$0.00
0	0	0	0	0	0	0	0	$0.00	$0.00
0	0	0	0	0	0	0	0	$0.00	$0.00
0	0	0	0	0	0	0	0	$0.00	$0.00
0	0	0	0	0	0	0	0	$0.00	$0.00
0	0	0	0	0	0	0	0	$0.00	$0.00
0	0	0	0	0	0	0	0	$0.00	$0.00
0	0	0	0	0	0	0	0	$0.00	$0.00
0	0	0	0	0	0	0	0	$0.00	$0.00
0	0	0	0	0	0	0	0	$0.00	$0.00
0	0	0	0	0	0	0	0	$0.00	$0.00
0	0	0	0	0	0	0	0	$0.00	$0.00
0	0	0	0	0	0	0	0	$0.00	$0.00
0	0	0	0	0	0	0	0	$0.00	$0.00

0	0	0	0	0	0	0	0	$0.00	$0.00

0	0	0	0	0	0	0	0	$0.00	$0.00

3rd Rate Usage Charge	4th Rate Usage Charge	5th Rate Usage Charge	6th Rate Usage Charge	**Total Usage Charge**	Gas Supply Rate	Gas Supply Charge	WESCRM Charge	Other Fees
$0.00	$0.00	$0.00	$0.00	$0.00	0	0	0	
$0.00	$0.00	$0.00	$0.00	$0.00	0	0	0	
$0.00	$0.00	$0.00	$0.00	$0.00	0	0	0	
$0.00	$0.00	$0.00	$0.00	$0.00	0	0	0	
$0.00	$0.00	$0.00	$0.00	$0.00	0	0	0	
$0.00	$0.00	$0.00	$0.00	$0.00	0	0	0	
$0.00	$0.00	$0.00	$0.00	$0.00	0	0	0	
$0.00	$0.00	$0.00	$0.00	$0.00	0	0	0	
$0.00	$0.00	$0.00	$0.00	$0.00	0	0	0	
$0.00	$0.00	$0.00	$0.00	$0.00	0	0	0	
$0.00	$0.00	$0.00	$0.00	$0.00	0	0	0	
$0.00	$0.00	$0.00	$0.00	$0.00	0	0	0	
$0.00	$0.00	$0.00	$0.00	$0.00	0	0	0	
$0.31	$0.00	$0.00	$0.00	$140.28	6.52080	65.86008	121.4	$7.42
$7.16	$0.00	$0.00	$0.00	$147.13	6.51870	80.18001	121.4	$7.85
$31.10	$2.87	$0.00	$0.00	$192.10	6.51340	140.6894	121.4	$10.29
$31.10	$57.26	$0.00	$0.00	$246.48	6.50910	337.8223	121.4	$15.32
$0.00	$0.00	$0.00	$0.00	$0.00	0.00000	0	0	$0.00
$0.00	$0.00	$0.00	$0.00	$0.00	0.00000	0	0	$0.00
$0.00	$0.00	$0.00	$0.00	$0.00	0.00000	0	0	$0.00
$0.00	$0.00	$0.00	$0.00	$0.00	0.00000	0	0	$0.00
$0.00	$0.00	$0.00	$0.00	$0.00	0.00000	0	0	$0.00
$0.00	$0.00	$0.00	$0.00	$0.00	0.00000	0	0	$0.00
$0.00	$0.00	$0.00	$0.00	$0.00	0.00000	0	0	$0.00
$0.00	$0.00	$0.00	$0.00	$0.00	0.00000	0	0	$0.00
$0.00	$0.00	$0.00	$0.00	$0.00	0.00000	0	0	$0.00
$0.00	$0.00	$0.00	$0.00	$0.00	0.00000	0	0	$0.00
$0.00	$0.00	$0.00	$0.00	$0.00	0.00000	0	0	$0.00
$0.00	$0.00	$0.00	$0.00	$0.00	0.00000	0	0	$0.00
$0.00	$0.00	$0.00	$0.00	$0.00	0.00000	0	0	$0.00
$0.00	$0.00	$0.00	$0.00	$0.00	0.00000	0	0	$0.00
$0.00	$0.00	$0.00	$0.00	$0.00	0.00000	0	0	$0.00
$0.00	$0.00	$0.00	$0.00	$0.00	0.00000	0	0	$0.00
$0.00	$0.00	$0.00	$0.00	$0.00	0.00000	0	0	$0.00
$0.00	$0.00	$0.00	$0.00	$0.00	0.00000	0	0	$0.00
$0.00	$0.00	$0.00	$0.00	$0.00	0.00000	0	0	$0.00
$0.00	$0.00	$0.00	$0.00	$0.00	0.00000	0	0	$0.00
$0.00	$0.00	$0.00	$0.00	$0.00	0.00000	0	0	$0.00
$0.00	$0.00	$0.00	$0.00	$0.00	0.00000	0	0	$0.00
$0.00	$0.00	$0.00	$0.00	$0.00	0.00000	0	0	$0.00
$0.00	$0.00	$0.00	$0.00	$0.00	0.00000	0	0	$0.00
$0.00	$0.00	$0.00	$0.00	$0.00	0.00000	0	0	$0.00
$0.00	$0.00	$0.00	$0.00	$0.00	0.00000	0	0	$0.00
$0.00	$0.00	$0.00	$0.00	$0.00	0.00000	0	0	$0.00
$0.00	$0.00	$0.00	$0.00	$0.00	0.00000	0	0	$0.00
$0.00	$0.00	$0.00	$0.00	$0.00	0.00000	0	0	$0.00
$0.00	$0.00	$0.00	$0.00	$0.00	0.00000	0	0	$0.00
$0.00	$0.00	$0.00	$0.00	$0.00	0.00000	0	0	$0.00
$0.00	$0.00	$0.00	$0.00	$0.00	0.00000	0	0	$0.00
$0.00	$0.00	$0.00	$0.00	$0.00	0.00000	0	0	$0.00

$0.00	$0.00	$0.00	$0.00	$0.00	0.00000	0	0	$0.00

$0.00	$0.00	$0.00	$0.00	$0.00	0.00000	0	0	$0.00



Total Charges	Check	Current MCF	Non Project MCF	Adj MCF	MCF Savings	1st rate 0-3 MCF	2nd rate 3-10 MCF
$0.00	-$508.10	14.10	0.00				
$0.00	-$519.54	15.40	0.10				
$0.00	-$564.48	20.60	2.70				
$0.00	-$611.24	26.80	0.10				
$0.00	-$599.92	25.30	0.10				
$0.00	-$1,047.62	80.60	0.00				
$0.00	-$3,773.76	453.20	3.00				
$0.00	-$3,490.67	418.40	3.50				
$0.00	-$5,221.54	656.80	87.80				
$0.00	-$1,243.57	108.90	0.00				
$0.00	-$774.57	40.50	0.10				
$0.00	-$685.26	30.40	0.10				
$0.00	-$538.26	14.00	0.00				
$499.96	-$0.01	10.10	0.10	16.20	6.10	0	0
$521.56	-$0.01	12.30	0.10	18.00	5.70	0	0
$646.02	-$0.01	21.60	0.00	25.65	4.05	0	0
$902.57	-$0.01	51.90	0.10	50.18	(1.72)	0	0
$0.00	$0.00	0.00	0.00	0.00	0.00	0	0
$0.00	$0.00	0.00	0.00	0.00	0.00	0	0
$0.00	$0.00	0.00	0.00	0.00	0.00	0	0
$0.00	$0.00	0.00	0.00	0.00	0.00	0	0
$0.00	$0.00	0.00	0.00	0.00	0.00	0	0
$0.00	$0.00	0.00	0.00	0.00	0.00	0	0
$0.00	$0.00	0.00	0.00	0.00	0.00	0	0
$0.00	$0.00	0.00	0.00	0.00	0.00	0	0
$0.00	$0.00	0.00	0.00		0.00	0	0
$0.00	$0.00	0.00	0.00		0.00	0	0
$0.00	$0.00	0.00	0.00		0.00	0	0
$0.00	$0.00	0.00	0.00		0.00	0	0
$0.00	$0.00	0.00	0.00		0.00	0	0
$0.00	$0.00	0.00	0.00		0.00	0	0
$0.00	$0.00	0.00	0.00		0.00	0	0
$0.00	$0.00	0.00	0.00		0.00	0	0
$0.00	$0.00	0.00	0.00		0.00	0	0
$0.00	$0.00	0.00	0.00		0.00	0	0
$0.00	$0.00	0.00	0.00		0.00	0	0
$0.00	$0.00	0.00	0.00		0.00	0	0
$0.00	$0.00	0.00	0.00		0.00	0	0
$0.00	$0.00	0.00	0.00		0.00	0	0
$0.00	$0.00	0.00	0.00		0.00	0	0
$0.00	$0.00	0.00	0.00		0.00	0	0
$0.00	$0.00	0.00	0.00		0.00	0	0
$0.00	$0.00	0.00	0.00		0.00	0	0
$0.00	$0.00	0.00	0.00		0.00	0	0
$0.00	$0.00	0.00	0.00		0.00	0	0
$0.00	$0.00	0.00	0.00		0.00	0	0
$0.00	$0.00	0.00	0.00		0.00	0	0
$0.00	$0.00	0.00	0.00		0.00	0	0
$0.00	$0.00	0.00	0.00		0.00	0	0
$0.00	$0.00	0.00	0.00		0.00	0	0
$0.00	$0.00	0.00	0.00		0.00	0	0
$0.00	$0.00	0.00	0.00		0.00	0	0
$0.00	$0.00	0.00	0.00		0.00	0	0

$0.00	$0.00	0.00	0.00	0.00	0	0

$0.00	$0.00	0.00	0.00	0.00	0	0

3rd rate 10-20 MCF	4th rate 20-800 MCF	5th rate 800-1500 MCF	6th rate > 1500 MCF		Baseline Rate Tier 1	Baseline Rate Tier 2	Baseline Rate Tier 3	Baseline Rate Tier 4
6.1	0	0	0		0	0	3.115	0
5.7	0	0	0		0	0	3.115	0
0	4.05	0	0		0	0	0	1.795
0	-1.72	0	0		0	0	0	-1.795
0	0	0	0		0	0	0	0
0	0	0	0		0	0	0	0
0	0	0	0		0	0	0	0
0	0	0	0		0	0	0	0
0	0	0	0		0	0	0	0
0	0	0	0		0	0	0	0
0	0	0	0		0	0	0	0
0	0	0	0		0	0	0	0
0	0	0	0		0	0	0	0
0	0	0	0		0	0	0	0
0	0	0	0		0	0	0	0
0	0	0	0		0	0	0	0
0	0	0	0		0	0	0	0
0	0	0	0		0	0	0	0
0	0	0	0		0	0	0	0
0	0	0	0		0	0	0	0
0	0	0	0		0	0	0	0
0	0	0	0		0	0	0	0
0	0	0	0		0	0	0	0
0	0	0	0		0	0	0	0
0	0	0	0		0	0	0	0
0	0	0	0		0	0	0	0
0	0	0	0		0	0	0	0
0	0	0	0		0	0	0	0
0	0	0	0		0	0	0	0
0	0	0	0		0	0	0	0
0	0	0	0		0	0	0	0
0	0	0	0		0	0	0	0

0	0	0	0	0	0	0	0

0	0	0	0	0	0	0	0

Baseline Rate Tier 5	Baseline Rate Tier 6	Rate Total
0	0	9.6358
0	0	9.6337
0	0	8.3084
0	0	8.3041
0	0	0
0	0	0
0	0	0
0	0	0
0	0	0
0	0	0
0	0	0
0	0	0
0	0	0
0	0	0
0	0	0
0	0	0
0	0	0
0	0	0
0	0	0
0	0	0
0	0	0
0	0	0
0	0	0
0	0	0
0	0	0
0	0	0
0	0	0
0	0	0
0	0	0
0	0	0
0	0	0
0	0	0
0	0	0

0	0	0
0	0	0
0	0	0

0	0	0
0	0	0
0	0	0

Gas 029147 Data

Meter #	Start Date	Read Date	Total Bill	Usage in MCF	Total Rate
	5/27/25	6/24/25	$508.10	7.5	0
	6/24/25	7/23/25	$519.54	8.0	0
	7/23/25	8/21/25	$564.48	8.0	0
	8/21/25	9/23/25	$611.24	9.4	0
	9/23/25	10/23/25	$599.92	8.5	0
	10/23/25	11/19/25	$1,047.62	29.7	0
	11/19/25	12/22/25	$3,773.76	208.7	0
	12/22/25	1/22/26	$3,490.67	210.5	0
	1/22/26	2/25/26	$5,221.54	270.2	0
	2/25/26	3/24/26	$1,243.57	50.3	0
	3/24/26	4/23/26	$774.57	15.9	0
	4/23/26	5/26/26	$685.26	12.5	0
A33006029147	5/26/26	6/23/26	$538.26	7.5	0
	6/23/26	7/26/26	$499.97	3.9	9.6358
	7/27/26	8/24/26	$521.57	0.0	9.6337
	8/24/26	9/23/26	$646.03	6.1	8.3084
	9/23/26	10/26/26	$902.58	9.0	8.3041
			$0.00		0
			$0.00		0
			$0.00		0

$0.00	0
$0.00	0
$0.00	0

$0.00	0
$0.00	0
$0.00	0

$0.00	0
$0.00	0
$0.00	0
$0.00	0
$0.00	0
$0.00	0
$0.00	0
$0.00	

			cf/sqft	btu
			0.197582	7725000
			0.210754	8240000
			0.210754	8240000
			0.247636	9682000
			0.223926	8755000
			0.782423	30591000
			5.498037	2.15E+08
			5.545457	2.17E+08
			7.118206	2.78E+08
			1.325114	51809000
			0.418873	16377000
			0.329303	12875000
			0.197582	7725000
			0.10	4017000
			0.00	0
			0.16	6283000
			0.24	9270000







SF: 37959

Gas 391162 Data

Meter #	Start Date	Read Date	Total Bill	Usage in MCF	Total Rate	Customer Charge
	5/27/25	6/24/25	$55.37	0.5	0	
	6/24/25	7/23/25	$55.37	0.5	0	
	7/23/25	8/21/25	$55.37	0.5	0	
	8/21/25	9/23/25	$58.31	0.7	0	
	9/23/25	10/23/25	$58.31	0.7	0	
	10/23/25	11/19/25	$148.39	6.0	0	
	11/19/25	12/22/25	$298.51	25.0	0	
	12/22/25	1/22/26	$371.53	25.8	0	
	1/22/26	2/25/26	$409.21	33.7	0	
	2/25/26	3/24/26	$160.75	8.1	0	
	3/24/26	4/23/26	$96.63	3.1	0	
	4/23/26	5/26/26	$72.58	1.7	0	
A30001391162	5/26/26	6/23/26	$55.66	0.3	0	
	6/23/26	7/27/26	$61.69	0.8	12.225772	$38.00
	7/27/26	8/24/26	$56.87	0.4	12.438091	$38.00
	8/24/26	9/23/26	$66.10	0.9	12.92559	$40.50
	9/23/26	10/26/26	$68.66	1.1	12.895631	$40.50
					0	
					0	
					0

Distribution Charge	WESCRM Charge	Gas Supply Charge	Sterling Franchise Fee	cf/sqft	btu
				0.05973	515000
				0.05973	515000
				0.05973	515000
				0.083622	721000
				0.083622	721000
				0.71676	6180000
				2.986501	25750000
				3.082069	26574000
				4.025803	34711000
				0.967626	8343000
				0.370326	3193000
				0.203082	1751000
				0.035838	309000
$3.59	$13.11	$6.04	$0.95	0.10	824000
$1.80	$13.11	$3.10	$0.86	0.05	412000
$4.68	$13.11	$6.77	$1.04	0.11	927000
$5.72	$13.11	$8.24	$1.09	0.13	1133000







SF: 8371

Gas 005797 Data Meter #	Start Date	Read Date	Total Bill	Usage in MCF	Total Rate
	5/27/25	6/24/25	$508.10	1.5	0
	6/24/25	7/23/25	$519.54	1.4	0
	7/23/25	8/21/25	$564.48	1.3	0
	8/21/25	9/23/25	$611.24	1.9	0
	9/23/25	10/23/25	$599.92	1.8	0
	10/23/25	11/19/25	$1,047.62	22.2	0
	11/19/25	12/22/25	$3,773.76	114.8	0
	12/22/25	1/22/26	$3,490.67	93.7	0
	1/22/26	2/25/26	$5,221.54	145.6	0
	2/25/26	3/24/26	$1,243.57	15.6	0
	3/24/26	4/23/26	$774.57	4.3	0
A30001283691	4/23/26	5/26/26	$685.26	0.3	0
A30221005797	5/26/26	6/23/26	$538.26	1.6	0
	6/23/26	7/26/26	$499.97	0.8	9.6358
	7/27/26	8/24/26	$521.57	0.7	9.6337
	8/24/26	9/23/26	$646.03	0.7	8.3084
	9/23/26	10/26/26	$902.58	0.8	8.3041
			$0.00		0
			$0.00		0
			$0.00		0

$0.00	0
$0.00	0
$0.00	0

$0.00	0
$0.00	0
$0.00	0

$0.00	0
$0.00	0
$0.00	0
$0.00	0
$0.00	0
$0.00	0
$0.00	0
$0.00	

			cf/sqft	btu
			0.131349	1545000
			0.122592	1442000
			0.113835	1339000
			0.166375	1957000
			0.157618	1854000
			1.943958	22866000
			10.05254	1.18E+08
			8.204904	96511000
			12.74956	1.5E+08
			1.366025	16068000
			0.376532	4429000
			0.02627	309000
			0.140105	1648000
			0.07	824000
			0.06	721000
			0.06	721000
			0.07	824000







SF: 11420

Lawton (WBAN 03950)

Date	High	Low	Average
1/1/2021	41	33	37.0
1/2/2021	54	35	44.5
1/3/2021	57	27	42.0
1/4/2021	66	28	47.0
1/5/2021	62	27	44.5
1/6/2021	50	43	46.5
1/7/2021	47	36	41.5
1/8/2021	49	28	38.5
1/9/2021	47	24	35.5
1/10/2021	40	34	37.0
1/11/2021	49	28	38.5
1/12/2021	50	23	36.5
1/13/2021	60	22	41.0
1/14/2021	58	30	44.0
1/15/2021	51	34	42.5
1/16/2021	54	23	38.5
1/17/2021	57	28	42.5
1/18/2021	64	23	43.5
1/19/2021	51	31	41.0
1/20/2021	46	29	37.5
1/21/2021	53	38	45.5
1/22/2021	59	41	50.0
1/23/2021	50	39	44.5
1/24/2021	56	44	50.0
1/25/2021	62	35	48.5
1/26/2021	44	28	36.0
1/27/2021	43	23	33.0
1/28/2021	48	19	33.5
1/29/2021	58	26	42.0
1/30/2021	72	41	56.5
1/31/2021	56	35	45.5
2/1/2021	60	27	43.5
2/2/2021	65	35	50.0
2/3/2021	71	36	53.5
2/4/2021	60	29	44.5
2/5/2021	58	24	41.0
2/6/2021	55	29	42.0
2/7/2021	52	30	41.0
2/8/2021	40	23	31.5
2/9/2021	26	20	23.0
2/10/2021	24	21	22.5
2/11/2021	25	19	22.0
2/12/2021	23	16	19.5
2/13/2021	26	12	19.0
2/14/2021	17	5	11.0
2/15/2021	10	-8	1.0
2/16/2021	12	-12	0.0

2/17/2021	24	12	18.0
2/18/2021	29	5	17.0
2/19/2021	32	-1	15.5
2/20/2021	45	10	27.5
2/21/2021	61	30	45.5
2/22/2021	67	24	45.5
2/23/2021	79	27	53.0
2/24/2021	64	40	52.0
2/25/2021	55	34	44.5
2/26/2021	60	41	50.5
2/27/2021	60	35	47.5
2/28/2021	60	45	52.5
3/1/2021	59	37	48.0
3/2/2021	64	25	44.5
3/3/2021	72	25	48.5
3/4/2021	77	39	58.0
3/5/2021	62	43	52.5
3/6/2021	65	31	48.0
3/7/2021	68	29	48.5
3/8/2021	72	31	51.5
3/9/2021	76	50	63.0
3/10/2021	85	60	72.5
3/11/2021	70	51	60.5
3/12/2021	72	52	62.0
3/13/2021	76	60	68.0
3/14/2021	68	53	60.5
3/15/2021	70	43	56.5
3/16/2021	79	44	61.5
3/17/2021	67	43	55.0
3/18/2021	56	38	47.0
3/19/2021	66	35	50.5
3/20/2021	70	33	51.5
3/21/2021	70	45	57.5
3/22/2021	59	48	53.5
3/23/2021	68	40	54.0
3/24/2021	61	45	53.0
3/25/2021	63	44	53.5
3/26/2021	79	40	59.5
3/27/2021	76	45	60.5
3/28/2021	73	37	55.0
3/29/2021	81	39	60.0
3/30/2021	71	49	60.0
3/31/2021	67	37	52.0
4/1/2021	68	32	50.0
4/2/2021	70	34	52.0
4/3/2021	76	42	59.0
4/4/2021	72	46	59.0
4/5/2021	81	53	67.0
4/6/2021	85	60	72.5

4/7/2021	72	47	59.5
4/8/2021	82	40	61.0
4/9/2021	85	51	68.0
4/10/2021	72	39	55.5
4/11/2021	85	36	60.5
4/12/2021	68	53	60.5
4/13/2021	70	50	60.0
4/14/2021	57	49	53.0
4/15/2021	56	49	52.5
4/16/2021	56	46	51.0
4/17/2021	59	39	49.0
4/18/2021	69	36	52.5
4/19/2021	76	36	56.0
4/20/2021	56	31	43.5
4/21/2021	63	31	47.0
4/22/2021	59	49	54.0
4/23/2021	66	53	59.5
4/24/2021	71	50	60.5
4/25/2021	82	41	61.5
4/26/2021	81	59	70.0
4/27/2021	74	64	69.0
4/28/2021	80	64	72.0
4/29/2021	77	56	66.5
4/30/2021	80	57	68.5
5/1/2021	76	61	68.5
5/2/2021	80	64	72.0
5/3/2021	75	60	67.5
5/4/2021	71	48	59.5
5/5/2021	75	43	59.0
5/6/2021	81	54	67.5
5/7/2021	84	51	67.5
5/8/2021	87	60	73.5
5/9/2021	78	53	65.5
5/10/2021	66	53	59.5
5/11/2021	60	52	56.0
5/12/2021	67	50	58.5
5/13/2021	73	47	60.0
5/14/2021	75	48	61.5
5/15/2021	81	57	69.0
5/16/2021	78	63	70.5
5/17/2021	82	63	72.5
5/18/2021	77	61	69.0
5/19/2021	80	60	70.0
5/20/2021	79	63	71.0
5/21/2021	83	66	74.5
5/22/2021	80	69	74.5
5/23/2021	74	64	69.0
5/24/2021	75	64	69.5
5/25/2021	82	64	73.0

5/26/2021	90	69	79.5
5/27/2021	89	68	78.5
5/28/2021	74	60	67.0
5/29/2021	79	60	69.5
5/30/2021	76	59	67.5
5/31/2021	71	62	66.5
6/1/2021	76	59	67.5
6/2/2021	78	54	66.0
6/3/2021	85	57	71.0
6/4/2021	86	59	72.5
6/5/2021	82	60	71.0
6/6/2021	87	66	76.5
6/7/2021	85	68	76.5
6/8/2021	91	70	80.5
6/9/2021	94	73	83.5
6/10/2021	95	72	83.5
6/11/2021	95	73	84.0
6/12/2021	93	69	81.0
6/13/2021	95	69	82.0
6/14/2021	96	71	83.5
6/15/2021	96	67	81.5
6/16/2021	98	65	81.5
6/17/2021	98	66	82.0
6/18/2021	98	67	82.5
6/19/2021	98	66	82.0
6/20/2021	99	67	83.0
6/21/2021	79	58	68.5
6/22/2021	86	53	69.5
6/23/2021	97	71	84.0
6/24/2021	98	77	87.5
6/25/2021	98	78	88.0
6/26/2021	88	70	79.0
6/27/2021	86	68	77.0
6/28/2021	87	70	78.5
6/29/2021	83	72	77.5
6/30/2021	90	71	80.5
7/1/2021	95	72	83.5
7/2/2021	87	71	79.0
7/3/2021	86	72	79.0
7/4/2021	88	68	78.0
7/5/2021	89	69	79.0
7/6/2021	91	71	81.0
7/7/2021	94	70	82.0
7/8/2021	95	70	82.5
7/9/2021	91	71	81.0
7/10/2021	93	67	80.0
7/11/2021	90	68	79.0
7/12/2021	89	65	77.0
7/13/2021	93	69	81.0

7/14/2021	92	68	80.0
7/15/2021	95	71	83.0
7/16/2021	92	72	82.0
7/17/2021	95	71	83.0
7/18/2021	94	71	82.5
7/19/2021	91	71	81.0
7/20/2021	89	69	79.0
7/21/2021	89	66	77.5
7/22/2021	92	68	80.0
7/23/2021	94	72	83.0
7/24/2021	98	75	86.5
7/25/2021	99	72	85.5
7/26/2021	98	72	85.0
7/27/2021	99	76	87.5
7/28/2021	97	75	86.0
7/29/2021	97	74	85.5
7/30/2021	98	73	85.5
7/31/2021	99	72	85.5
8/1/2021	87	75	81.0
8/2/2021	87	65	76.0
8/3/2021	89	61	75.0
8/4/2021	91	64	77.5
8/5/2021	90	67	78.5
8/6/2021	98	68	83.0
8/7/2021	97	74	85.5
8/8/2021	97	73	85.0
8/9/2021	100	77	88.5
8/10/2021	99	77	88.0
8/11/2021	99	74	86.5
8/12/2021	99	74	86.5
8/13/2021	97	70	83.5
8/14/2021	86	71	78.5
8/15/2021	91	68	79.5
8/16/2021	93	70	81.5
8/17/2021	83	72	77.5
8/18/2021	87	72	79.5
8/19/2021	91	71	81.0
8/20/2021	95	76	85.5
8/21/2021	96	75	85.5
8/22/2021	96	73	84.5
8/23/2021	96	71	83.5
8/24/2021	97	68	82.5
8/25/2021	98	69	83.5
8/26/2021	96	69	82.5
8/27/2021	95	70	82.5
8/28/2021	93	73	83.0
8/29/2021	93	72	82.5
8/30/2021	94	72	83.0
8/31/2021	98	71	84.5

9/1/2021	99	71	85.0
9/2/2021	98	74	86.0
9/3/2021	98	76	87.0
9/4/2021	100	71	85.5
9/5/2021	91	69	80.0
9/6/2021	94	64	79.0
9/7/2021	96	67	81.5
9/8/2021	92	62	77.0
9/9/2021	93	56	74.5
9/10/2021	94	61	77.5
9/11/2021	96	60	78.0
9/12/2021	94	57	75.5
9/13/2021	94	59	76.5
9/14/2021	92	64	78.0
9/15/2021	92	62	77.0
9/16/2021	95	64	79.5
9/17/2021	95	65	80.0
9/18/2021	95	65	80.0
9/19/2021	96	63	79.5
9/20/2021	101	67	84.0
9/21/2021	83	55	69.0
9/22/2021	83	49	66.0
9/23/2021	86	46	66.0
9/24/2021	89	48	68.5
9/25/2021	92	53	72.5
9/26/2021	93	55	74.0
9/27/2021	94	53	73.5
9/28/2021	96	61	78.5
9/29/2021	89	64	76.5
9/30/2021	84	66	75.0
10/1/2021	79	64	71.5
10/2/2021	81	61	71.0
10/3/2021	85	57	71.0
10/4/2021	89	53	71.0
10/5/2021	86	52	69.0
10/6/2021	85	52	68.5
10/7/2021	92	53	72.5
10/8/2021	97	58	77.5
10/9/2021	94	61	77.5
10/10/2021	88	61	74.5
10/11/2021	82	52	67.0
10/12/2021	83	53	68.0
10/13/2021	79	58	68.5
10/14/2021	81	53	67.0
10/15/2021	71	47	59.0
10/16/2021	74	39	56.5
10/17/2021	75	40	57.5
10/18/2021	76	39	57.5
10/19/2021	82	55	68.5

10/20/2021	76	49	62.5
10/21/2021	78	45	61.5
10/22/2021	85	50	67.5
10/23/2021	88	58	73.0
10/24/2021	85	54	69.5
10/25/2021	82	47	64.5
10/26/2021	85	62	73.5
10/27/2021	65	53	59.0
10/28/2021	70	57	63.5
10/29/2021	70	38	54.0
10/30/2021	75	35	55.0
10/31/2021	69	45	57.0
11/1/2021	67	49	58.0
11/2/2021	51	44	47.5
11/3/2021	49	44	46.5
11/4/2021	53	40	46.5
11/5/2021	62	39	50.5
11/6/2021	70	36	53.0
11/7/2021	78	39	58.5
11/8/2021	76	49	62.5
11/9/2021	76	58	67.0
11/10/2021	75	54	64.5
11/11/2021	68	45	56.5
11/12/2021	64	35	49.5
11/13/2021	67	30	48.5
11/14/2021	69	36	52.5
11/15/2021	77	34	55.5
11/16/2021	86	39	62.5
11/17/2021	69	48	58.5
11/18/2021	60	29	44.5
11/19/2021	62	25	43.5
11/20/2021	77	42	59.5
11/21/2021	65	42	53.5
11/22/2021	68	27	47.5
11/23/2021	74	30	52.0
11/24/2021	71	52	61.5
11/25/2021	54	25	39.5
11/26/2021	66	22	44.0
11/27/2021	64	34	49.0
11/28/2021	67	34	50.5
11/29/2021	76	29	52.5
11/30/2021	77	33	55.0
12/1/2021	75	33	54.0
12/2/2021	79	33	56.0
12/3/2021	77	38	57.5
12/4/2021	57	40	48.5
12/5/2021	78	33	55.5
12/6/2021	53	25	39.0
12/7/2021	53	22	37.5

12/8/2021	59	26	42.5
12/9/2021	75	35	55.0
12/10/2021	83	45	64.0
12/11/2021	54	31	42.5
12/12/2021	64	25	44.5
12/13/2021	69	26	47.5
12/14/2021	76	43	59.5
12/15/2021	81	52	66.5
12/16/2021	64	44	54.0
12/17/2021	69	42	55.5
12/18/2021	50	27	38.5
12/19/2021	46	14	30.0
12/20/2021	56	28	42.0
12/21/2021	63	22	42.5
12/22/2021	64	28	46.0
12/23/2021	72	30	51.0
12/24/2021	86	40	63.0
12/25/2021	76	42	59.0
12/26/2021	83	38	60.5
12/27/2021	67	38	52.5
12/28/2021	72	41	56.5
12/29/2021	70	36	53.0
12/30/2021	70	28	49.0
12/31/2021	60	42	51.0
1/1/2022	57	15	36.0
1/2/2022	38	15	26.5
1/3/2022	54	17	35.5
1/4/2022	65	30	47.5
1/5/2022	51	30	40.5
1/6/2022	31	17	24.0
1/7/2022	42	14	28.0
1/8/2022	74	40	57.0
1/9/2022	51	32	41.5
1/10/2022	55	19	37.0
1/11/2022	61	18	39.5
1/12/2022	64	25	44.5
1/13/2022	76	27	51.5
1/14/2022	72	32	52.0
1/15/2022	42	29	35.5
1/16/2022	53	16	34.5
1/17/2022	63	20	41.5
1/18/2022	74	25	49.5
1/19/2022	45	23	34.0
1/20/2022	29	14	21.5
1/21/2022	40	7	23.5
1/22/2022	51	12	31.5
1/23/2022	63	20	41.5
1/24/2022	67	20	43.5
1/25/2022	51	28	39.5

1/26/2022	37	25	31.0
1/27/2022	41	17	29.0
1/28/2022	54	22	38.0
1/29/2022	68	18	43.0
1/30/2022	68	19	43.5
1/31/2022	73	29	51.0
2/1/2022	70	44	57.0
2/2/2022	44	18	31.0
2/3/2022	19	15	17.0
2/4/2022	34	15	24.5
2/5/2022	44	11	27.5
2/6/2022	54	18	36.0
2/7/2022	58	27	42.5
2/8/2022	67	21	44.0
2/9/2022	69	24	46.5
2/10/2022	67	33	50.0
2/11/2022	68	26	47.0
2/12/2022	50	23	36.5
2/13/2022	62	21	41.5
2/14/2022	72	23	47.5
2/15/2022	72	31	51.5
2/16/2022	78	55	66.5
2/17/2022	62	22	42.0
2/18/2022	50	16	33.0
2/19/2022	65	25	45.0
2/20/2022	74	33	53.5
2/21/2022	75	37	56.0
2/22/2022	58	20	39.0
2/23/2022	23	14	18.5
2/24/2022	27	17	22.0
2/25/2022	32	14	23.0
2/26/2022	40	24	32.0
2/27/2022	56	20	38.0
2/28/2022	67	23	45.0
3/1/2022	75	26	50.5
3/2/2022	77	27	52.0
3/3/2022	80	30	55.0
3/4/2022	77	41	59.0
3/5/2022	82	44	63.0
3/6/2022	52	31	41.5
3/7/2022	46	27	36.5
3/8/2022	48	24	36.0
3/9/2022	58	19	38.5
3/10/2022	58	28	43.0
3/11/2022	40	19	29.5
3/12/2022	59	17	38.0
3/13/2022	70	21	45.5
3/14/2022	69	45	57.0
3/15/2022	70	37	53.5

3/16/2022	83	30	56.5
3/17/2022	80	46	63.0
3/18/2022	65	33	49.0
3/19/2022	76	27	51.5
3/20/2022	82	34	58.0
3/21/2022	62	46	54.0
3/22/2022	50	42	46.0
3/23/2022	59	36	47.5
3/24/2022	68	32	50.0
3/25/2022	81	33	57.0
3/26/2022	76	39	57.5
3/27/2022	84	44	64.0
3/28/2022	87	48	67.5
3/29/2022	83	61	72.0
3/30/2022	65	46	55.5
3/31/2022	68	36	52.0
4/1/2022	74	38	56.0
4/2/2022	75	46	60.5
4/3/2022	86	43	64.5
4/4/2022	68	54	61.0
4/5/2022	92	50	71.0
4/6/2022	70	50	60.0
4/7/2022	67	42	54.5
4/8/2022	67	37	52.0
4/9/2022	88	31	59.5
4/10/2022	90	53	71.5
4/11/2022	79	58	68.5
4/12/2022	90	63	76.5
4/13/2022	70	46	58.0
4/14/2022	74	34	54.0
4/15/2022	93	54	73.5
4/16/2022	71	52	61.5
4/17/2022	77	52	64.5
4/18/2022	70	45	57.5
4/19/2022	72	44	58.0
4/20/2022	97	60	78.5
4/21/2022	91	69	80.0
4/22/2022	84	69	76.5
4/23/2022	86	62	74.0
4/24/2022	66	50	58.0
4/25/2022	69	48	58.5
4/26/2022	73	42	57.5
4/27/2022	75	47	61.0
4/28/2022	82	63	72.5
4/29/2022	89	66	77.5
4/30/2022	80	52	66.0
5/1/2022	83	45	64.0
5/2/2022	89	54	71.5
5/3/2022	66	46	56.0

5/4/2022	80	56	68.0
5/5/2022	72	52	62.0
5/6/2022	81	49	65.0
5/7/2022	88	59	73.5
5/8/2022	101	74	87.5
5/9/2022	97	74	85.5
5/10/2022	94	75	84.5
5/11/2022	91	67	79.0
5/12/2022	92	68	80.0
5/13/2022	95	69	82.0
5/14/2022	92	61	76.5
5/15/2022	99	71	85.0
5/16/2022	87	65	76.0
5/17/2022	95	67	81.0
5/18/2022	96	73	84.5
5/19/2022	97	66	81.5
5/20/2022	92	75	83.5
5/21/2022	75	58	66.5
5/22/2022	74	51	62.5
5/23/2022	64	55	59.5
5/24/2022	66	59	62.5
5/25/2022	62	53	57.5
5/26/2022	84	50	67.0
5/27/2022	89	51	70.0
5/28/2022	95	66	80.5
5/29/2022	95	73	84.0
5/30/2022	93	71	82.0
5/31/2022	90	75	82.5
6/1/2022	85	63	74.0
6/2/2022	77	60	68.5
6/3/2022	79	64	71.5
6/4/2022	85	63	74.0
6/5/2022	91	70	80.5
6/6/2022	91	73	82.0
6/7/2022	88	71	79.5
6/8/2022	86	68	77.0
6/9/2022	88	67	77.5
6/10/2022	94	67	80.5
6/11/2022	101	74	87.5
6/12/2022	103	69	86.0
6/13/2022	100	74	87.0
6/14/2022	97	76	86.5
6/15/2022	98	77	87.5
6/16/2022	98	71	84.5
6/17/2022	99	68	83.5
6/18/2022	97	75	86.0
6/19/2022	97	74	85.5
6/20/2022	100	73	86.5
6/21/2022	100	74	87.0

6/22/2022	100	70	85.0
6/23/2022	102	73	87.5
6/24/2022	104	77	90.5
6/25/2022	105	69	87.0
6/26/2022	93	72	82.5
6/27/2022	91	67	79.0
6/28/2022	89	66	77.5
6/29/2022	93	60	76.5
6/30/2022	99	59	79.0
7/1/2022	101	73	87.0
7/2/2022	102	71	86.5
7/3/2022	101	73	87.0
7/4/2022	102	70	86.0
7/5/2022	103	77	90.0
7/6/2022	106	76	91.0
7/7/2022	108	76	92.0
7/8/2022	110	74	92.0
7/9/2022	104	73	88.5
7/10/2022	103	72	87.5
7/11/2022	104	68	86.0
7/12/2022	102	69	85.5
7/13/2022	102	75	88.5
7/14/2022	108	72	90.0
7/15/2022	103	65	84.0
7/16/2022	104	70	87.0
7/17/2022	110	72	91.0
7/18/2022	108	79	93.5
7/19/2022	114	73	93.5
7/20/2022	111	81	96.0
7/21/2022	92	80	86.0
7/22/2022	98	77	87.5
7/23/2022	104	76	90.0
7/24/2022	105	76	90.5
7/25/2022	107	74	90.5
7/26/2022	105	72	88.5
7/27/2022	108	76	92.0
7/28/2022	106	76	91.0
7/29/2022	96	77	86.5
7/30/2022	98	76	87.0
7/31/2022	105	79	92.0
8/1/2022	98	79	88.5
8/2/2022	105	72	88.5
8/3/2022	107	76	91.5
8/4/2022	108	78	93.0
8/5/2022	108	79	93.5
8/6/2022	105	80	92.5
8/7/2022	102	78	90.0
8/8/2022	104	75	89.5
8/9/2022	102	74	88.0

8/10/2022	100	75	87.5
8/11/2022	100	69	84.5
8/12/2022	100	70	85.0
8/13/2022	100	72	86.0
8/14/2022	101	68	84.5
8/15/2022	102	70	86.0
8/16/2022	103	70	86.5
8/17/2022	93	75	84.0
8/18/2022	94	72	83.0
8/19/2022	97	63	80.0
8/20/2022	98	70	84.0
8/21/2022	76	68	72.0
8/22/2022	89	71	80.0
8/23/2022	87	70	78.5
8/24/2022	92	70	81.0
8/25/2022	98	68	83.0
8/26/2022	95	66	80.5
8/27/2022	98	70	84.0
8/28/2022	101	74	87.5
8/29/2022	98	69	83.5
8/30/2022	94	68	81.0
8/31/2022	92	73	82.5
9/1/2022	88	73	80.5
9/2/2022	96	73	84.5
9/3/2022	99	68	83.5
9/4/2022	95	65	80.0
9/5/2022	96	59	77.5
9/6/2022	96	61	78.5
9/7/2022	96	65	80.5
9/8/2022	91	65	78.0
9/9/2022	92	62	77.0
9/10/2022	93	58	75.5
9/11/2022	81	56	68.5
9/12/2022	87	52	69.5
9/13/2022	95	60	77.5
9/14/2022	93	65	79.0
9/15/2022	92	63	77.5
9/16/2022	95	67	81.0
9/17/2022	98	72	85.0
9/18/2022	99	72	85.5
9/19/2022	99	66	82.5
9/20/2022	99	66	82.5
9/21/2022	100	70	85.0
9/22/2022	89	62	75.5
9/23/2022	96	59	77.5
9/24/2022	98	60	79.0
9/25/2022	94	62	78.0
9/26/2022	90	50	70.0
9/27/2022	95	51	73.0

9/28/2022	95	53	74.0
9/29/2022	85	60	72.5
9/30/2022	84	56	70.0
10/1/2022	86	49	67.5
10/2/2022	87	44	65.5
10/3/2022	86	45	65.5
10/4/2022	88	47	67.5
10/5/2022	88	52	70.0
10/6/2022	88	59	73.5
10/7/2022	70	57	63.5
10/8/2022	60	49	54.5
10/9/2022	77	53	65.0
10/10/2022	81	58	69.5
10/11/2022	81	62	71.5
10/12/2022	86	50	68.0
10/13/2022	78	48	63.0
10/14/2022	88	45	66.5
10/15/2022	94	52	73.0
10/16/2022	72	60	66.0
10/17/2022	66	42	54.0
10/18/2022	61	37	49.0
10/19/2022	71	33	52.0
10/20/2022	83	39	61.0
10/21/2022	92	41	66.5
10/22/2022	95	64	79.5
10/23/2022	90	66	78.0
10/24/2022	75	51	63.0
10/25/2022	70	44	57.0
10/26/2022	70	40	55.0
10/27/2022	73	48	60.5
10/28/2022	55	52	53.5
10/29/2022	67	53	60.0
10/30/2022	74	45	59.5
10/31/2022	76	41	58.5
11/1/2022	78	44	61.0
11/2/2022	75	51	63.0
11/3/2022	79	57	68.0
11/4/2022	75	41	58.0
11/5/2022	64	36	50.0
11/6/2022	75	46	60.5
11/7/2022	72	51	61.5
11/8/2022	81	66	73.5
11/9/2022	80	66	73.0
11/10/2022	75	50	62.5
11/11/2022	50	35	42.5
11/12/2022	53	26	39.5
11/13/2022	56	24	40.0
11/14/2022	41	31	36.0
11/15/2022	48	27	37.5

11/16/2022	53	27	40.0
11/17/2022	58	24	41.0
11/18/2022	40	31	35.5
11/19/2022	51	25	38.0
11/20/2022	52	20	36.0
11/21/2022	59	23	41.0
11/22/2022	62	30	46.0
11/23/2022	56	38	47.0
11/24/2022	55	47	51.0
11/25/2022	50	41	45.5
11/26/2022	49	44	46.5
11/27/2022	54	34	44.0
11/28/2022	68	29	48.5
11/29/2022	69	34	51.5
11/30/2022	47	23	35.0
12/1/2022	51	27	39.0
12/2/2022	74	47	60.5
12/3/2022	52	35	43.5
12/4/2022	56	36	46.0
12/5/2022	80	48	64.0
12/6/2022	60	43	51.5
12/7/2022	52	42	47.0
12/8/2022	61	46	53.5
12/9/2022	59	46	52.5
12/10/2022	54	48	51.0
12/11/2022	49	42	45.5
12/12/2022	59	47	53.0
12/13/2022	65	39	52.0
12/14/2022	51	33	42.0
12/15/2022	51	29	40.0
12/16/2022	48	28	38.0
12/17/2022	50	25	37.5
12/18/2022	54	21	37.5
12/19/2022	58	38	48.0
12/20/2022	44	29	36.5
12/21/2022	42	28	35.0
12/22/2022	39	8	23.5
12/23/2022	22	8	15.0
12/24/2022	36	11	23.5
12/25/2022	52	16	34.0
12/26/2022	55	19	37.0
12/27/2022	59	17	38.0
12/28/2022	73	41	57.0
12/29/2022	69	44	56.5
12/30/2022	58	32	45.0
12/31/2022	67	30	48.5
1/1/2023	76	34	55.0
1/2/2023	74	40	57.0
1/3/2023	56	30	43.0

1/4/2023	54	26	40.0
1/5/2023	59	23	41.0
1/6/2023	69	32	50.5
1/7/2023	54	33	43.5
1/8/2023	58	25	41.5
1/9/2023	69	26	47.5
1/10/2023	80	28	54.0
1/11/2023	78	37	57.5
1/12/2023	57	30	43.5
1/13/2023	56	23	39.5
1/14/2023	65	26	45.5
1/15/2023	64	36	50.0
1/16/2023	72	43	57.5
1/17/2023	69	39	54.0
1/18/2023	65	43	54.0
1/19/2023	57	30	43.5
1/20/2023	62	26	44.0
1/21/2023	61	40	50.5
1/22/2023	51	26	38.5
1/23/2023	52	21	36.5
1/24/2023	43	33	38.0
1/25/2023	49	30	39.5
1/26/2023	52	26	39.0
1/27/2023	58	23	40.5
1/28/2023	65	34	49.5
1/29/2023	47	23	35.0
1/30/2023	24	19	21.5
1/31/2023	29	20	24.5
2/1/2023	32	20	26.0
2/2/2023	48	26	37.0
2/3/2023	52	27	39.5
2/4/2023	63	27	45.0
2/5/2023	66	27	46.5
2/6/2023	77	32	54.5
2/7/2023	56	41	48.5
2/8/2023	44	33	38.5
2/9/2023	55	27	41.0
2/10/2023	47	27	37.0
2/11/2023	54	23	38.5
2/12/2023	67	24	45.5
2/13/2023	62	34	48.0
2/14/2023	69	48	58.5
2/15/2023	76	35	55.5
2/16/2023	43	27	35.0
2/17/2023	49	19	34.0
2/18/2023	49	24	36.5
2/19/2023	65	34	49.5
2/20/2023	73	53	63.0
2/21/2023	84	46	65.0

2/22/2023	76	50	63.0
2/23/2023	52	25	38.5
2/24/2023	33	28	30.5
2/25/2023	43	31	37.0
2/26/2023	72	42	57.0
2/27/2023	73	42	57.5
2/28/2023	79	32	55.5
3/1/2023	67	41	54.0
3/2/2023	57	40	48.5
3/3/2023	65	39	52.0
3/4/2023	70	34	52.0
3/5/2023	82	37	59.5
3/6/2023	76	45	60.5
3/7/2023	55	42	48.5
3/8/2023	58	44	51.0
3/9/2023	57	45	51.0
3/10/2023	58	38	48.0
3/11/2023	90	49	69.5
3/12/2023	59	41	50.0
3/13/2023	45	36	40.5
3/14/2023	58	30	44.0
3/15/2023	71	34	52.5
3/16/2023	75	39	57.0
3/17/2023	54	32	43.0
3/18/2023	53	28	40.5
3/19/2023	52	25	38.5
3/20/2023	60	33	46.5
3/21/2023	78	49	63.5
3/22/2023	83	58	70.5
3/23/2023	69	52	60.5
3/24/2023	69	45	57.0
3/25/2023	73	37	55.0
3/26/2023	65	41	53.0
3/27/2023	63	36	49.5
3/28/2023	59	37	48.0
3/29/2023	68	35	51.5
3/30/2023	68	52	60.0
3/31/2023	77	46	61.5
4/1/2023	70	46	58.0
4/2/2023	80	40	60.0
4/3/2023	89	51	70.0
4/4/2023	85	69	77.0
4/5/2023	72	40	56.0
4/6/2023	65	40	52.5
4/7/2023	71	40	55.5
4/8/2023	73	43	58.0
4/9/2023	74	41	57.5
4/10/2023	77	47	62.0
4/11/2023	77	48	62.5

4/12/2023	81	43	62.0
4/13/2023	82	44	63.0
4/14/2023	84	55	69.5
4/15/2023	72	42	57.0
4/16/2023	73	36	54.5
4/17/2023	83	37	60.0
4/18/2023	82	53	67.5
4/19/2023	92	58	75.0
4/20/2023	76	49	62.5
4/21/2023	74	48	61.0
4/22/2023	55	46	50.5
4/23/2023	60	37	48.5
4/24/2023	73	38	55.5
4/25/2023	69	54	61.5
4/26/2023	63	50	56.5
4/27/2023	65	49	57.0
4/28/2023	63	47	55.0
4/29/2023	74	49	61.5
4/30/2023	76	48	62.0
5/1/2023	73	45	59.0
5/2/2023	81	45	63.0
5/3/2023	71	53	62.0
5/4/2023	77	56	66.5
5/5/2023	95	60	77.5
5/6/2023	93	56	74.5
5/7/2023	87	60	73.5
5/8/2023	87	58	72.5
5/9/2023	89	67	78.0
5/10/2023	83	65	74.0
5/11/2023	82	64	73.0
5/12/2023	92	66	79.0
5/13/2023	79	63	71.0
5/14/2023	79	66	72.5
5/15/2023	77	65	71.0
5/16/2023	78	60	69.0
5/17/2023	82	56	69.0
5/18/2023	81	64	72.5
5/19/2023	84	59	71.5
5/20/2023	76	54	65.0
5/21/2023	77	53	65.0
5/22/2023	81	50	65.5
5/23/2023	84	60	72.0
5/24/2023	84	63	73.5
5/25/2023	78	66	72.0
5/26/2023	79	62	70.5
5/27/2023	83	62	72.5
5/28/2023	80	64	72.0
5/29/2023	86	63	74.5
5/30/2023	88	64	76.0

5/31/2023	88	65	76.5
6/1/2023	88	66	77.0
6/2/2023	90	65	77.5
6/3/2023	83	64	73.5
6/4/2023	86	63	74.5
6/5/2023	89	65	77.0
6/6/2023	89	64	76.5
6/7/2023	89	63	76.0
6/8/2023	89	62	75.5
6/9/2023	96	64	80.0
6/10/2023	93	67	80.0
6/11/2023	95	66	80.5
6/12/2023	76	62	69.0
6/13/2023	80	64	72.0
6/14/2023	90	65	77.5
6/15/2023	94	63	78.5
6/16/2023	89	67	78.0
6/17/2023	90	65	77.5
6/18/2023	90	63	76.5
6/19/2023	95	63	79.0
6/20/2023	97	78	87.5
6/21/2023	90	76	83.0
6/22/2023	90	73	81.5
6/23/2023	88	71	79.5
6/24/2023	102	68	85.0
6/25/2023	100	71	85.5
6/26/2023	96	76	86.0
6/27/2023	98	75	86.5
6/28/2023	110	72	91.0
6/29/2023	106	69	87.5
6/30/2023	99	74	86.5
7/1/2023	91	70	80.5
7/2/2023	99	67	83.0
7/3/2023	99	69	84.0
7/4/2023	100	69	84.5
7/5/2023	97	72	84.5
7/6/2023	93	70	81.5
7/7/2023	95	68	81.5
7/8/2023	92	70	81.0
7/9/2023	85	68	76.5
7/10/2023	92	71	81.5
7/11/2023	96	72	84.0
7/12/2023	106	77	91.5
7/13/2023	108	75	91.5
7/14/2023	95	76	85.5
7/15/2023	91	75	83.0
7/16/2023	92	74	83.0
7/17/2023	102	73	87.5
7/18/2023	106	69	87.5

7/19/2023	106	69	87.5
7/20/2023	102	72	87.0
7/21/2023	91	75	83.0
7/22/2023	92	67	79.5
7/23/2023	99	63	81.0
7/24/2023	107	65	86.0
7/25/2023	107	67	87.0
7/26/2023	104	67	85.5
7/27/2023	105	70	87.5
7/28/2023	104	75	89.5
7/29/2023	105	71	88.0
7/30/2023	106	68	87.0
7/31/2023	107	69	88.0
8/1/2023	108	71	89.5
8/2/2023	107	73	90.0
8/3/2023	108	74	91.0
8/4/2023	108	73	90.5
8/5/2023	101	74	87.5
8/6/2023	106	74	90.0
8/7/2023	99	76	87.5
8/8/2023	98	72	85.0
8/9/2023	106	76	91.0
8/10/2023	102	72	87.0
8/11/2023	111	73	92.0
8/12/2023	109	74	91.5
8/13/2023	108	75	91.5
8/14/2023	90	67	78.5
8/15/2023	93	62	77.5
8/16/2023	100	61	80.5
8/17/2023	111	67	89.0
8/18/2023	109	73	91.0
8/19/2023	110	68	89.0
8/20/2023	110	70	90.0
8/21/2023	109	74	91.5
8/22/2023	107	75	91.0
8/23/2023	104	74	89.0
8/24/2023	106	72	89.0
8/25/2023	109	77	93.0
8/26/2023	107	72	89.5
8/27/2023	95	76	85.5
8/28/2023	95	68	81.5
8/29/2023	97	63	80.0
8/30/2023	98	65	81.5
8/31/2023	100	63	81.5
9/1/2023	101	69	85.0
9/2/2023	99	63	81.0
9/3/2023	105	62	83.5
9/4/2023	106	74	90.0
9/5/2023	108	76	92.0

9/6/2023	96	73	84.5
9/7/2023	108	69	88.5
9/8/2023	111	68	89.5
9/9/2023	97	72	84.5
9/10/2023	96	66	81.0
9/11/2023	80	66	73.0
9/12/2023	78	65	71.5
9/13/2023	81	66	73.5
9/14/2023	75	67	71.0
9/15/2023	79	65	72.0
9/16/2023	85	64	74.5
9/17/2023	91	57	74.0
9/18/2023	93	56	74.5
9/19/2023	90	68	79.0
9/20/2023	77	68	72.5
9/21/2023	81	71	76.0
9/22/2023	99	65	82.0
9/23/2023	103	73	88.0
9/24/2023	91	73	82.0
9/25/2023	94	62	78.0
9/26/2023	95	55	75.0
9/27/2023	96	57	76.5
9/28/2023	97	62	79.5
9/29/2023	97	68	82.5
9/30/2023	95	71	83.0
10/1/2023	93	61	77.0
10/2/2023	92	60	76.0
10/3/2023	94	71	82.5
10/4/2023	91	67	79.0
10/5/2023	84	58	71.0
10/6/2023	82	54	68.0
10/7/2023	71	47	59.0
10/8/2023	82	44	63.0
10/9/2023	85	51	68.0
10/10/2023	88	51	69.5
10/11/2023	83	64	73.5
10/12/2023	90	67	78.5
10/13/2023	75	56	65.5
10/14/2023	69	49	59.0
10/15/2023	66	41	53.5
10/16/2023	69	39	54.0
10/17/2023	78	36	57.0
10/18/2023	83	42	62.5
10/19/2023	87	42	64.5
10/20/2023	91	45	68.0
10/21/2023	88	49	68.5
10/22/2023	88	50	69.0
10/23/2023	82	64	73.0
10/24/2023	77	63	70.0

10/25/2023	73	66	69.5
10/26/2023	85	66	75.5
10/27/2023	72	50	61.0
10/28/2023	51	39	45.0
10/29/2023	39	36	37.5
10/30/2023	49	27	38.0
10/31/2023	54	24	39.0
11/1/2023	56	24	40.0
11/2/2023	67	30	48.5
11/3/2023	74	33	53.5
11/4/2023	76	50	63.0
11/5/2023	75	47	61.0
11/6/2023	84	49	66.5
11/7/2023	89	46	67.5
11/8/2023	90	49	69.5
11/9/2023	60	51	55.5
11/10/2023	65	41	53.0
11/11/2023	64	42	53.0
11/12/2023	69	35	52.0
11/13/2023	72	37	54.5
11/14/2023	69	34	51.5
11/15/2023	71	37	54.0
11/16/2023	71	39	55.0
11/17/2023	59	40	49.5
11/18/2023	69	35	52.0
11/19/2023	63	51	57.0
11/20/2023	66	51	58.5
11/21/2023	59	31	45.0
11/22/2023	62	28	45.0
11/23/2023	68	29	48.5
11/24/2023	57	38	47.5
11/25/2023	50	34	42.0
11/26/2023	50	25	37.5
11/27/2023	55	21	38.0
11/28/2023	62	23	42.5
11/29/2023	65	27	46.0
11/30/2023	58	39	48.5
12/1/2023	50	33	41.5
12/2/2023	66	30	48.0
12/3/2023	69	26	47.5
12/4/2023	60	27	43.5
12/5/2023	66	27	46.5
12/6/2023	66	29	47.5
12/7/2023	73	37	55.0
12/8/2023	67	41	54.0
12/9/2023	55	38	46.5
12/10/2023	52	23	37.5
12/11/2023	64	24	44.0
12/12/2023	62	28	45.0

12/13/2023	62	45	53.5
12/14/2023	59	44	51.5
12/15/2023	56	40	48.0
12/16/2023	59	32	45.5
12/17/2023	71	27	49.0
12/18/2023	59	30	44.5
12/19/2023	57	28	42.5
12/20/2023	62	43	52.5
12/21/2023	63	53	58.0
12/22/2023	65	44	54.5
12/23/2023	70	43	56.5
12/24/2023	63	40	51.5
12/25/2023	48	25	36.5
12/26/2023	52	21	36.5
12/27/2023	48	32	40.0
12/28/2023	42	28	35.0
12/29/2023	56	26	41.0
12/30/2023	63	23	43.0
12/31/2023	53	28	40.5
1/1/2024	42	23	32.5
1/2/2024	50	23	36.5
1/3/2024	55	27	41.0
1/4/2024	54	26	40.0
1/5/2024	48	39	43.5
1/6/2024	53	29	41.0
1/7/2024	58	23	40.5
1/8/2024	55	32	43.5
1/9/2024	47	24	35.5
1/10/2024	65	21	43.0
1/11/2024	67	25	46.0
1/12/2024	45	20	32.5
1/13/2024	27	8	17.5
1/14/2024	14	4	9.0
1/15/2024	22	5	13.5
1/16/2024	26	3	14.5
1/17/2024	48	9	28.5
1/18/2024	56	20	38.0
1/19/2024	31	14	22.5
1/20/2024	33	13	23.0
1/21/2024	37	25	31.0
1/22/2024	35	30	32.5
1/23/2024	44	35	39.5
1/24/2024	47	40	43.5
1/25/2024	52	42	47.0
1/26/2024	48	43	45.5
1/27/2024	53	30	41.5
1/28/2024	64	26	45.0
1/29/2024	71	29	50.0
1/30/2024	72	35	53.5

1/31/2024	72	33	52.5
2/1/2024	73	44	58.5
2/2/2024	64	40	52.0
2/3/2024	66	48	57.0
2/4/2024	57	48	52.5
2/5/2024	62	36	49.0
2/6/2024	60	30	45.0
2/7/2024	66	44	55.0
2/8/2024	71	43	57.0
2/9/2024	65	37	51.0
2/10/2024	52	40	46.0
2/11/2024	44	33	38.5
2/12/2024	52	30	41.0
2/13/2024	63	27	45.0
2/14/2024	69	31	50.0
2/15/2024	66	37	51.5
2/16/2024	52	33	42.5
2/17/2024	37	23	30.0
2/18/2024	54	21	37.5
2/19/2024	70	34	52.0
2/20/2024	79	31	55.0
2/21/2024	83	36	59.5
2/22/2024	74	45	59.5
2/23/2024	71	38	54.5
2/24/2024	75	31	53.0
2/25/2024	79	39	59.0
2/26/2024	89	38	63.5
2/27/2024	81	53	67.0
2/28/2024	47	31	39.0
2/29/2024	43	27	35.0
3/1/2024	66	32	49.0
3/2/2024	82	32	57.0
3/3/2024	84	36	60.0
3/4/2024	80	54	67.0
3/5/2024	68	47	57.5
3/6/2024	71	44	57.5
3/7/2024	77	57	67.0
3/8/2024	57	38	47.5
3/9/2024	58	32	45.0
3/10/2024	65	27	46.0
3/11/2024	72	32	52.0
3/12/2024	80	42	61.0
3/13/2024	85	48	66.5
3/14/2024	84	53	68.5
3/15/2024	62	42	52.0
3/16/2024	56	42	49.0
3/17/2024	67	50	58.5
3/18/2024	58	32	45.0
3/19/2024	72	29	50.5

3/20/2024	77	38	57.5
3/21/2024	64	55	59.5
3/22/2024	72	49	60.5
3/23/2024	62	37	49.5
3/24/2024	68	57	62.5
3/25/2024	61	38	49.5
3/26/2024	56	34	45.0
3/27/2024	57	34	45.5
3/28/2024	71	29	50.0
3/29/2024	76	51	63.5
3/30/2024	81	44	62.5
3/31/2024	74	60	67.0
4/1/2024	75	52	63.5
4/2/2024	62	41	51.5
4/3/2024	71	39	55.0
4/4/2024	80	38	59.0
4/5/2024	84	46	65.0
4/6/2024	82	53	67.5
4/7/2024	76	39	57.5
4/8/2024	77	35	56.0
4/9/2024	67	50	58.5
4/10/2024	70	46	58.0
4/11/2024	71	43	57.0
4/12/2024	79	39	59.0
4/13/2024	84	47	65.5
4/14/2024	90	53	71.5
4/15/2024	78	65	71.5
4/16/2024	84	56	70.0
4/17/2024	89	53	71.0
4/18/2024	77	56	66.5
4/19/2024	67	48	57.5
4/20/2024	59	48	53.5
4/21/2024	66	42	54.0
4/22/2024	72	37	54.5
4/23/2024	81	52	66.5
4/24/2024	77	62	69.5
4/25/2024	83	69	76.0
4/26/2024	85	61	73.0
4/27/2024	80	62	71.0
4/28/2024	80	60	70.0
4/29/2024	82	53	67.5
4/30/2024	88	62	75.0
5/1/2024	80	62	71.0
5/2/2024	79	62	70.5
5/3/2024	83	64	73.5
5/4/2024	79	57	68.0
5/5/2024	77	60	68.5
5/6/2024	86	65	75.5
5/7/2024	84	52	68.0

5/8/2024	85	66	75.5
5/9/2024	81	54	67.5
5/10/2024	80	53	66.5
5/11/2024	79	54	66.5
5/12/2024	67	57	62.0
5/13/2024	79	58	68.5
5/14/2024	85	53	69.0
5/15/2024	89	60	74.5
5/16/2024	78	61	69.5
5/17/2024	82	60	71.0
5/18/2024	91	57	74.0
5/19/2024	92	68	80.0
5/20/2024	92	71	81.5
5/21/2024	96	72	84.0
5/22/2024	81	64	72.5
5/23/2024	89	67	78.0
5/24/2024	87	62	74.5
5/25/2024	90	60	75.0
5/26/2024	95	61	78.0
5/27/2024	95	56	75.5
5/28/2024	83	66	74.5
5/29/2024	87	62	74.5
5/30/2024	81	66	73.5
5/31/2024	83	64	73.5
6/1/2024	89	67	78.0
6/2/2024	75	65	70.0
6/3/2024	82	67	74.5
6/4/2024	97	70	83.5
6/5/2024	92	67	79.5
6/6/2024	97	64	80.5
6/7/2024	96	70	83.0
6/8/2024	99	72	85.5
6/9/2024	93	71	82.0
6/10/2024	85	70	77.5
6/11/2024	81	67	74.0
6/12/2024	91	63	77.0
6/13/2024	96	68	82.0
6/14/2024	97	71	84.0
6/15/2024	96	67	81.5
6/16/2024	96	66	81.0
6/17/2024	95	75	85.0
6/18/2024	92	76	84.0
6/19/2024	91	73	82.0
6/20/2024	92	71	81.5
6/21/2024	95	76	85.5
6/22/2024	98	71	84.5
6/23/2024	104	71	87.5
6/24/2024	101	73	87.0
6/25/2024	102	78	90.0

6/26/2024	107	80	93.5
6/27/2024	99	79	89.0
6/28/2024	105	79	92.0
6/29/2024	103	79	91.0
6/30/2024	103	81	92.0
7/1/2024	104	74	89.0
7/2/2024	105	78	91.5
7/3/2024	103	79	91.0
7/4/2024	106	72	89.0
7/5/2024	81	65	73.0
7/6/2024	94	62	78.0
7/7/2024	95	71	83.0
7/8/2024	93	71	82.0
7/9/2024	97	67	82.0
7/10/2024	101	66	83.5
7/11/2024	103	70	86.5
7/12/2024	101	70	85.5
7/13/2024	99	72	85.5
7/14/2024	102	75	88.5
7/15/2024	104	71	87.5
7/16/2024	103	73	88.0
7/17/2024	95	73	84.0
7/18/2024	95	71	83.0
7/19/2024	96	66	81.0
7/20/2024	95	70	82.5
7/21/2024	91	71	81.0
7/22/2024	89	65	77.0
7/23/2024	95	61	78.0
7/24/2024	98	67	82.5
7/25/2024	98	66	82.0
7/26/2024	93	67	80.0
7/27/2024	95	69	82.0
7/28/2024	100	74	87.0
7/29/2024	102	77	89.5
7/30/2024	103	78	90.5
7/31/2024	104	78	91.0
8/1/2024	107	79	93.0
8/2/2024	103	76	89.5
8/3/2024	103	70	86.5
8/4/2024	101	69	85.0
8/5/2024	101	69	85.0
8/6/2024	107	67	87.0
8/7/2024	108	72	90.0
8/8/2024	105	70	87.5
8/9/2024	91	74	82.5
8/10/2024	90	63	76.5
8/11/2024	95	73	84.0
8/12/2024	102	80	91.0
8/13/2024	106	73	89.5

8/14/2024	106	78	92.0
8/15/2024	107	79	93.0
8/16/2024	109	74	91.5
8/17/2024	109	76	92.5
8/18/2024	111	75	93.0
8/19/2024	112	66	89.0
8/20/2024	105	75	90.0
8/21/2024	101	77	89.0
8/22/2024	100	77	88.5
8/23/2024	111	78	94.5
8/24/2024	107	77	92.0
8/25/2024	103	74	88.5
8/26/2024	100	71	85.5
8/27/2024	99	68	83.5
8/28/2024	99	71	85.0
8/29/2024	99	76	87.5
8/30/2024	93	72	82.5
8/31/2024	95	73	84.0
9/1/2024	94	76	85.0
9/2/2024	88	71	79.5
9/3/2024	82	70	76.0
9/4/2024	87	71	79.0
9/5/2024	95	68	81.5
9/6/2024	93	66	79.5
9/7/2024	88	63	75.5
9/8/2024	89	55	72.0
9/9/2024	90	52	71.0
9/10/2024	91	49	70.0
9/11/2024	93	54	73.5
9/12/2024	92	60	76.0
9/13/2024	98	60	79.0
9/14/2024	100	74	87.0
9/15/2024	98	72	85.0
9/16/2024	96	72	84.0
9/17/2024	95	69	82.0
9/18/2024	99	71	85.0
9/19/2024	102	75	88.5
9/20/2024	103	75	89.0
9/21/2024	100	72	86.0
9/22/2024	91	62	76.5
9/23/2024	79	60	69.5
9/24/2024	90	59	74.5
9/25/2024	88	59	73.5
9/26/2024	88	54	71.0
9/27/2024	90	56	73.0
9/28/2024	92	55	73.5
9/29/2024	92	55	73.5
9/30/2024	93	55	74.0
10/1/2024	87	58	72.5

10/2/2024	91	53	72.0
10/3/2024	96	56	76.0
10/4/2024	96	59	77.5
10/5/2024	91	56	73.5
10/6/2024	92	55	73.5
10/7/2024	88	60	74.0
10/8/2024	91	54	72.5
10/9/2024	93	59	76.0
10/10/2024	96	69	82.5
10/11/2024	95	64	79.5
10/12/2024	96	55	75.5
10/13/2024	89	53	71.0
10/14/2024	78	51	64.5
10/15/2024	93	48	70.5
10/16/2024	99	39	69.0
10/17/2024	73	34	53.5
10/18/2024	79	50	64.5
10/19/2024	81	53	67.0
10/20/2024	82	42	62.0
10/21/2024	86	50	68.0
10/22/2024	92	52	72.0
10/23/2024	91	57	74.0
10/24/2024	94	57	75.5
10/25/2024	81	62	71.5
10/26/2024	79	51	65.0
10/27/2024	85	47	66.0
10/28/2024	92	64	78.0
10/29/2024	89	69	79.0
10/30/2024	89	56	72.5
10/31/2024	69	47	58.0
11/1/2024	73	42	57.5
11/2/2024	72	61	66.5
11/3/2024	75	61	68.0
11/4/2024	68	51	59.5
11/5/2024	65	49	57.0
11/6/2024	72	43	57.5
11/7/2024	73	51	62.0
11/8/2024	66	49	57.5
11/9/2024	68	41	54.5
11/10/2024	73	41	57.0
11/11/2024	73	42	57.5
11/12/2024	73	44	58.5
11/13/2024	68	42	55.0
11/14/2024	69	36	52.5
11/15/2024	72	38	55.0
11/16/2024	72	53	62.5
11/17/2024	70	57	63.5
11/18/2024	70	51	60.5
11/19/2024	70	42	56.0

11/20/2024	61	33	47.0
11/21/2024	64	35	49.5
11/22/2024	62	32	47.0
11/23/2024	73	36	54.5
11/24/2024	78	47	62.5
11/25/2024	57	36	46.5
11/26/2024	57	29	43.0
11/27/2024	71	45	58.0
11/28/2024	52	32	42.0
11/29/2024	52	24	38.0
11/30/2024	61	26	43.5
12/1/2024	58	29	43.5
12/2/2024	61	27	44.0
12/3/2024	54	30	42.0
12/4/2024	68	35	51.5
12/5/2024	49	30	39.5
12/6/2024	50	24	37.0
12/7/2024	54	37	45.5
12/8/2024	58	37	47.5
12/9/2024	52	34	43.0
12/10/2024	49	29	39.0
12/11/2024	59	25	42.0
12/12/2024	63	26	44.5
12/13/2024	62	50	56.0
12/14/2024	65	33	49.0
12/15/2024	72	31	51.5
12/16/2024	65	41	53.0
12/17/2024	66	35	50.5
12/18/2024	56	29	42.5
12/19/2024	59	23	41.0
12/20/2024	51	26	38.5
12/21/2024	55	24	39.5
12/22/2024	63	30	46.5
12/23/2024	65	53	59.0
12/24/2024	58	48	53.0
12/25/2024	52	48	50.0
12/26/2024	55	39	47.0
12/27/2024	59	39	49.0
12/28/2024	65	39	52.0
12/29/2024	70	35	52.5
12/30/2024	75	40	57.5
12/31/2024	55	34	44.5
1/1/2025	48	25	36.5
1/2/2025	60	23	41.5
1/3/2025	56	34	45.0
1/4/2025	62	51	56.5
1/5/2025	61	19	40.0
1/6/2025	38	16	27.0
1/7/2025	39	16	27.5

1/8/2025	41	16	28.5
1/9/2025	32	25	28.5
1/10/2025	41	23	32.0
1/11/2025	57	20	38.5
1/12/2025	55	29	42.0
1/13/2025	47	20	33.5
1/14/2025	56	20	38.0
1/15/2025	56	28	42.0
1/16/2025	60	28	44.0
1/17/2025	70	33	51.5
1/18/2025	44	23	33.5
1/19/2025	31	15	23.0
1/20/2025	31	17	24.0
1/21/2025	31	6	18.5
1/22/2025	53	13	33.0
1/23/2025	48	19	33.5
1/24/2025	58	14	36.0
1/25/2025	57	31	44.0
1/26/2025	50	29	39.5
1/27/2025	50	23	36.5
1/28/2025	56	26	41.0
1/29/2025	53	45	49.0
1/30/2025	63	43	53.0
1/31/2025	66	32	49.0
2/1/2025	75	24	49.5
2/2/2025	74	30	52.0
2/3/2025	84	34	59.0
2/4/2025	51	35	43.0
2/5/2025	52	35	43.5
2/6/2025	53	37	45.0
2/7/2025	51	38	44.5
2/8/2025	59	33	46.0
2/9/2025	45	31	38.0
2/10/2025	39	35	37.0
2/11/2025	39	34	36.5
2/12/2025	34	20	27.0
2/13/2025	36	13	24.5
2/14/2025	51	21	36.0
2/15/2025	51	29	40.0
2/16/2025	42	23	32.5
2/17/2025	54	22	38.0
2/18/2025	43	9	26.0
2/19/2025	19	5	12.0
2/20/2025	28	6	17.0
2/21/2025	32	15	23.5
2/22/2025	58	11	34.5
2/23/2025	67	21	44.0
2/24/2025	79	23	51.0
2/25/2025	82	33	57.5

2/26/2025	73	39	56.0
2/27/2025	72	35	53.5
2/28/2025	79	27	53.0
3/1/2025	76	41	58.5
3/2/2025	70	43	56.5
3/3/2025	73	49	61.0
3/4/2025	65	45	55.0
3/5/2025	61	34	47.5
3/6/2025	65	33	49.0
3/7/2025	80	42	61.0
3/8/2025	48	40	44.0
3/9/2025	64	39	51.5
3/10/2025	76	34	55.0
3/11/2025	82	33	57.5
3/12/2025	82	36	59.0
3/13/2025	81	38	59.5
3/14/2025	71	52	61.5
3/15/2025	62	35	48.5
3/16/2025	66	30	48.0
3/17/2025	86	35	60.5
3/18/2025	87	48	67.5
3/19/2025	70	46	58.0
3/20/2025	64	29	46.5
3/21/2025	73	41	57.0
3/22/2025	83	36	59.5
3/23/2025	83	42	62.5
3/24/2025	79	34	56.5
3/25/2025	87	44	65.5
3/26/2025	81	59	70.0
3/27/2025	83	54	68.5
3/28/2025	77	59	68.0
3/29/2025	87	60	73.5
3/30/2025	67	48	57.5
3/31/2025	67	41	54.0
4/1/2025	85	47	66.0
4/2/2025	76	49	62.5
4/3/2025	64	50	57.0
4/4/2025	65	50	57.5
4/5/2025	54	33	43.5
4/6/2025	55	33	44.0
4/7/2025	69	30	49.5
4/8/2025	76	36	56.0
4/9/2025	83	48	65.5
4/10/2025	86	52	69.0
4/11/2025	78	46	62.0
4/12/2025	86	44	65.0
4/13/2025	96	50	73.0
4/14/2025	77	59	68.0
4/15/2025	71	47	59.0

4/16/2025	84	44	64.0
4/17/2025	89	62	75.5
4/18/2025	78	62	70.0
4/19/2025	65	50	57.5
4/20/2025	67	49	58.0
4/21/2025	83	44	63.5
4/22/2025	84	49	66.5
4/23/2025	79	62	70.5
4/24/2025	79	61	70.0
4/25/2025	77	62	69.5
4/26/2025	71	53	62.0
4/27/2025	79	60	69.5
4/28/2025	80	69	74.5
4/29/2025	73	61	67.0
4/30/2025	71	56	63.5
5/1/2025	85	51	68.0
5/2/2025	72	51	61.5
5/3/2025	73	46	59.5
5/4/2025	75	49	62.0
5/5/2025	63	55	59.0
5/6/2025	62	57	59.5
5/7/2025	75	56	65.5
5/8/2025	75	53	64.0
5/9/2025	80	55	67.5
5/10/2025	79	52	65.5
5/11/2025	82	48	65.0
5/12/2025	83	50	66.5
5/13/2025	94	61	77.5
5/14/2025	97	61	79.0
5/15/2025	81	58	69.5
5/16/2025	91	53	72.0
5/17/2025	90	55	72.5
5/18/2025	86	68	77.0
5/19/2025	93	64	78.5
5/20/2025	84	60	72.0
5/21/2025	91	51	71.0
5/22/2025	88	60	74.0
5/23/2025	90	61	75.5
5/24/2025	94	73	83.5
5/25/2025	91	66	78.5
5/26/2025	81	65	73.0
5/27/2025	81	63	72.0
5/28/2025	82	62	72.0
5/29/2025	73	63	68.0
5/30/2025	82	58	70.0
5/31/2025	88	57	72.5
6/1/2025	88	68	78.0
6/2/2025	95	68	81.5
6/3/2025	91	63	77.0

6/4/2025	80	61	70.5
6/5/2025	88	65	76.5
6/6/2025	90	68	79.0
6/7/2025	92	67	79.5
6/8/2025	93	69	81.0
6/9/2025	91	66	78.5
6/10/2025	87	66	76.5
6/11/2025	82	66	74.0
6/12/2025	87	70	78.5
6/13/2025	85	68	76.5
6/14/2025	95	73	84.0
6/15/2025	86	61	73.5
6/16/2025	92	66	79.0
6/17/2025	93	75	84.0
6/18/2025	94	70	82.0
6/19/2025	94	72	83.0
6/20/2025	93	74	83.5
6/21/2025	93	75	84.0
6/22/2025	92	76	84.0
6/23/2025	93	76	84.5
6/24/2025	94	73	83.5
6/25/2025	92	73	82.5
6/26/2025	95	70	82.5
6/27/2025	91	73	82.0
6/28/2025	94	73	83.5
6/29/2025	97	74	85.5
6/30/2025	95	69	82.0
7/1/2025	88	70	79.0
7/2/2025	87	73	80.0
7/3/2025	86	73	79.5
7/4/2025	89	74	81.5
7/5/2025	88	74	81.0
7/6/2025	87	73	80.0
7/7/2025	91	70	80.5
7/8/2025	96	71	83.5
7/9/2025	96	70	83.0
7/10/2025	96	71	83.5
7/11/2025	94	72	83.0
7/12/2025	92	72	82.0
7/13/2025	94	71	82.5
7/14/2025	93	69	81.0
7/15/2025	95	71	83.0
7/16/2025	96	73	84.5
7/17/2025	97	74	85.5
7/18/2025	99	70	84.5
7/19/2025	100	68	84.0
7/20/2025	101	73	87.0
7/21/2025	101	74	87.5
7/22/2025	100	74	87.0

7/23/2025	99	79	89.0
7/24/2025	102	76	89.0
7/25/2025	101	75	88.0
7/26/2025	102	72	87.0
7/27/2025	98	76	87.0
7/28/2025	101	73	87.0
7/29/2025	102	72	87.0
7/30/2025	105	70	87.5
7/31/2025	94	76	85.0
8/1/2025	89	73	81.0
8/2/2025	93	68	80.5
8/3/2025	91	68	79.5
8/4/2025	93	64	78.5
8/5/2025	94	70	82.0
8/6/2025	99	72	85.5
8/7/2025	102	69	85.5
8/8/2025	102	74	88.0
8/9/2025	100	75	87.5
8/10/2025	101	73	87.0
8/11/2025	97	73	85.0
8/12/2025	90	69	79.5
8/13/2025	93	66	79.5
8/14/2025	98	70	84.0
8/15/2025	99	73	86.0
8/16/2025	96	72	84.0
8/17/2025	96	77	86.5
8/18/2025	99	73	86.0
8/19/2025	100	71	85.5
8/20/2025	94	72	83.0
8/21/2025	98	73	85.5
8/22/2025	97	67	82.0
8/23/2025	98	66	82.0
8/24/2025	96	70	83.0
8/25/2025	81	67	74.0
8/26/2025	72	66	69.0
8/27/2025	88	69	78.5
8/28/2025	94	71	82.5
8/29/2025	77	69	73.0
8/30/2025	82	70	76.0
8/31/2025	89	69	79.0
9/1/2025	89	67	78.0
9/2/2025	89	63	76.0
9/3/2025	94	57	75.5
9/4/2025	95	60	77.5
9/5/2025	82	61	71.5
9/6/2025	79	57	68.0
9/7/2025	85	57	71.0
9/8/2025	86	55	70.5
9/9/2025	91	61	76.0

9/10/2025	95	60	77.5
9/11/2025	97	59	78.0
9/12/2025	98	61	79.5
9/13/2025	95	63	79.0
9/14/2025	94	72	83.0
9/15/2025	95	68	81.5
9/16/2025	95	64	79.5
9/17/2025	97	61	79.0
9/18/2025	93	62	77.5
9/19/2025	91	66	78.5
9/20/2025	94	65	79.5
9/21/2025	83	66	74.5
9/22/2025	94	64	79.0
9/23/2025	94	68	81.0
9/24/2025	83	64	73.5
9/25/2025	86	57	71.5
9/26/2025	88	55	71.5
9/27/2025	91	55	73.0
9/28/2025	89	58	73.5
9/29/2025	85	57	71.0
9/30/2025	87	64	75.5
10/1/2025	91	59	75.0
10/2/2025	92	60	76.0
10/3/2025	91	60	75.5
10/4/2025	89	62	75.5
10/5/2025	90	62	76.0
10/6/2025	91	59	75.0
10/7/2025	82	62	72.0
10/8/2025	83	59	71.0
10/9/2025	89	63	76.0
10/10/2025	89	58	73.5
10/11/2025	91	53	72.0
10/12/2025	92	58	75.0
10/13/2025	77	65	71.0
10/14/2025	88	60	74.0
10/15/2025	87	55	71.0
10/16/2025	87	53	70.0
10/17/2025	90	63	76.5
10/18/2025	82	62	72.0
10/19/2025	73	46	59.5
10/20/2025	91	42	66.5
10/21/2025	78	43	60.5
10/22/2025	82	38	60.0
10/23/2025	85	50	67.5
10/24/2025	74	62	68.0
10/25/2025	72	59	65.5
10/26/2025	73	56	64.5
10/27/2025	74	57	65.5
10/28/2025	67	52	59.5

10/29/2025	62	36	49.0
10/30/2025	67	30	48.5
10/31/2025	71	34	52.5
11/1/2025	68	39	53.5
11/2/2025	72	32	52.0
11/3/2025	80	39	59.5
11/4/2025	80	48	64.0
11/5/2025	80	46	63.0
11/6/2025	79	50	64.5
11/7/2025	80	43	61.5
11/8/2025	79	38	58.5
11/9/2025	56	31	43.5
11/10/2025	55	24	39.5
11/11/2025	78	30	54.0
11/12/2025	78	34	56.0
11/13/2025	83	41	62.0
11/14/2025	86	51	68.5
11/15/2025	92	47	69.5
11/16/2025	82	53	67.5
11/17/2025	83	50	66.5
11/18/2025	80	47	63.5
11/19/2025	80	53	66.5
11/20/2025	75	58	66.5
11/21/2025	70	49	59.5
11/22/2025	66	42	54.0
11/23/2025	68	35	51.5
11/24/2025	69	49	59.0
11/25/2025	69	42	55.5
11/26/2025	55	33	44.0
11/27/2025	59	30	44.5
11/28/2025	55	34	44.5
11/29/2025	65	33	49.0
11/30/2025	35	26	30.5
12/1/2025	39	23	31.0
12/2/2025	51	20	35.5
12/3/2025	54	31	42.5
12/4/2025	42	32	37.0
12/5/2025	53	27	40.0
12/6/2025	44	28	36.0
12/7/2025	49	27	38.0
12/8/2025	50	27	38.5
12/9/2025	69	24	46.5
12/10/2025	60	34	47.0
12/11/2025	71	29	50.0
12/12/2025	62	33	47.5
12/13/2025	58	29	43.5
12/14/2025	38	20	29.0
12/15/2025	53	19	36.0
12/16/2025	64	37	50.5

12/17/2025	60	33	46.5
12/18/2025	63	29	46.0
12/19/2025	64	23	43.5
12/20/2025	71	29	50.0
12/21/2025	64	38	51.0
12/22/2025	74	37	55.5
12/23/2025	80	39	59.5
12/24/2025	79	44	61.5
12/25/2025	83	47	65.0
12/26/2025	79	42	60.5
12/27/2025	85	40	62.5
12/28/2025	69	26	47.5
12/29/2025	44	20	32.0
12/30/2025	57	17	37.0
12/31/2025	66	25	45.5
1/1/2026	61	30	45.5
1/2/2026	71	39	55.0
1/3/2026	59	31	45.0
1/4/2026	60	30	45.0
1/5/2026	78	35	56.5
1/6/2026	75	35	55.0
1/7/2026	74	32	53.0
1/8/2026	74	44	59.0
1/9/2026	62	36	49.0
1/10/2026	52	32	42.0
1/11/2026	56	25	40.5
1/12/2026	65	24	44.5
1/13/2026	67	27	47.0
1/14/2026	58	33	45.5
1/15/2026	64	24	44.0
1/16/2026	55	30	42.5
1/17/2026	46	19	32.5
1/18/2026	61	12	36.5
1/19/2026	44	23	33.5
1/20/2026	52	15	33.5
1/21/2026	57	28	42.5
1/22/2026	55	23	39.0
1/23/2026	45	14	29.5
1/24/2026	14	7	10.5
1/25/2026	19	-2	8.5
1/26/2026	26	1	13.5
1/27/2026	37	0	18.5
1/28/2026	41	10	25.5
1/29/2026	44	22	33.0
1/30/2026	46	21	33.5
1/31/2026	28	12	20.0
2/1/2026	52	17	34.5
2/2/2026	69	24	46.5
2/3/2026	64	33	48.5

2/4/2026	56	30	43.0
2/5/2026	72	26	49.0
2/6/2026	78	36	57.0
2/7/2026	71	35	53.0
2/8/2026	81	41	61.0
2/9/2026	79	36	57.5
2/10/2026	60	42	51.0
2/11/2026	64	36	50.0
2/12/2026	77	31	54.0
2/13/2026	76	44	60.0
2/14/2026	67	56	61.5
2/15/2026	69	42	55.5
2/16/2026	76	38	57.0
2/17/2026	80	53	66.5
2/18/2026	75	44	59.5
2/19/2026	68	41	54.5
2/20/2026	57	29	43.0
2/21/2026	54	29	41.5
2/22/2026	53	26	39.5
2/23/2026	57	26	41.5
2/24/2026	78	27	52.5
2/25/2026	76	37	56.5
2/26/2026	79	44	61.5
2/27/2026	80	37	58.5
2/28/2026	84	47	65.5
3/1/2026	81	51	66.0
3/2/2026	65	38	51.5
3/3/2026	85	47	66.0
3/4/2026	56	49	52.5
3/5/2026	79	52	65.5
3/6/2026	85	64	74.5
3/7/2026	72	36	54.0
3/8/2026	74	29	51.5
3/9/2026	87	53	70.0
3/10/2026	88	59	73.5
3/11/2026	64	39	51.5
3/12/2026	64	27	45.5
3/13/2026	77	33	55.0
3/14/2026	85	40	62.5
3/15/2026	72	36	54.0
3/16/2026	49	28	38.5
3/17/2026	71	26	48.5
3/18/2026	81	37	59.0
3/19/2026	94	37	65.5
3/20/2026	95	43	69.0
3/21/2026	95	46	70.5
3/22/2026	92	46	69.0
3/23/2026	73	48	60.5
3/24/2026	82	51	66.5

3/25/2026	91	60	75.5
3/26/2026	92	58	75.0
3/27/2026	72	45	58.5
3/28/2026	65	46	55.5
3/29/2026	84	44	64.0
3/30/2026	89	57	73.0
3/31/2026	88	61	74.5
4/1/2026	86	63	74.5
4/2/2026	87	63	75.0
4/3/2026	83	58	70.5
4/4/2026	69	45	57.0
4/5/2026	71	40	55.5
4/6/2026	72	41	56.5
4/7/2026	72	42	57.0
4/8/2026	77	41	59.0
4/9/2026	81	51	66.0
4/10/2026	83	58	70.5
4/11/2026	81	62	71.5
4/12/2026	83	65	74.0
4/13/2026	89	66	77.5
4/14/2026	82	64	73.0
4/15/2026	85	59	72.0
4/16/2026	88	61	74.5
4/17/2026	76	55	65.5
4/18/2026	66	42	54.0
4/19/2026	72	37	54.5
4/20/2026	74	43	58.5
4/21/2026	62	53	57.5
4/22/2026	76	60	68.0
4/23/2026	85	68	76.5
4/24/2026	82	64	73.0
4/25/2026	89	62	75.5
4/26/2026	88	67	77.5
4/27/2026	91	63	77.0
4/28/2026	75	57	66.0
4/29/2026	70	53	61.5
4/30/2026	70	52	61.0
5/1/2026	70	49	59.5
5/2/2026	79	43	61.0
5/3/2026	83	45	64.0
5/4/2026	88	53	70.5
5/5/2026	75	51	63.0
5/6/2026	69	48	58.5
5/7/2026	77	42	59.5
5/8/2026	86	46	66.0
5/9/2026	86	55	70.5
5/10/2026	67	55	61.0
5/11/2026	78	50	64.0
5/12/2026	84	50	67.0

5/13/2026	90	58	74.0
5/14/2026	91	65	78.0
5/15/2026	93	67	80.0
5/16/2026	88	72	80.0
5/17/2026	87	70	78.5
5/18/2026	92	74	83.0
5/19/2026	79	55	67.0
5/20/2026	77	55	66.0
5/21/2026	75	62	68.5
5/22/2026	83	61	72.0
5/23/2026	83	61	72.0
5/24/2026	87	64	75.5
5/25/2026	88	61	74.5
5/26/2026	86	63	74.5
5/27/2026	84	65	74.5
5/28/2026	90	62	76.0
5/29/2026	95	67	81.0
5/30/2026	92	70	81.0
5/31/2026	98	69	83.5
6/1/2026	98	70	84.0
6/2/2026	93	69	81.0
6/3/2026	92	69	80.5
6/4/2026	92	71	81.5
6/5/2026	87	67	77.0
6/6/2026	86	68	77.0
6/7/2026	91	69	80.0
6/8/2026	95	75	85.0
6/9/2026	93	74	83.5
6/10/2026	94	75	84.5
6/11/2026	94	67	80.5
6/12/2026	90	70	80.0
6/13/2026	95	70	82.5
6/14/2026	81	68	74.5
6/15/2026	84	65	74.5
6/16/2026	93	64	78.5
6/17/2026	97	71	84.0
6/18/2026	93	73	83.0
6/19/2026	83	64	73.5
6/20/2026	89	68	78.5
6/21/2026	93	72	82.5
6/22/2026	89	67	78.0
6/23/2026	83	71	77.0
6/24/2026	90	68	79.0
6/25/2026	92	73	82.5
6/26/2026	94	73	83.5
6/27/2026	98	76	87.0
6/28/2026	97	77	87.0
6/29/2026	97	79	88.0
6/30/2026	97	76	86.5

7/1/2026	96	75	85.5
7/2/2026	96	76	86.0
7/3/2026	97	73	85.0
7/4/2026	102	75	88.5
7/5/2026	88	68	78.0
7/6/2026	96	64	80.0
7/7/2026	99	72	85.5
7/8/2026	102	71	86.5
7/9/2026	102	73	87.5
7/10/2026	101	70	85.5
7/11/2026	101	75	88.0
7/12/2026	90	71	80.5
7/13/2026	93	70	81.5
7/14/2026	94	69	81.5
7/15/2026	95	68	81.5
7/16/2026	91	68	79.5
7/17/2026	91	72	81.5
7/18/2026	96	73	84.5
7/19/2026	99	70	84.5
7/20/2026	102	71	86.5
7/21/2026	107	72	89.5
7/22/2026	105	78	91.5
7/23/2026	100	74	87.0
7/24/2026	97	74	85.5
7/25/2026	103	78	90.5
7/26/2026	104	74	89.0
7/27/2026	105	71	88.0
7/28/2026	105	72	88.5
7/29/2026	105	76	90.5
7/30/2026	104	73	88.5
7/31/2026	108	77	92.5
8/1/2026	97	73	85.0
8/2/2026	97	63	80.0
8/3/2026	103	63	83.0
8/4/2026	105	75	90.0
8/5/2026	105	72	88.5
8/6/2026	104	73	88.5
8/7/2026	104	75	89.5
8/8/2026	107	72	89.5
8/9/2026	105	69	87.0
8/10/2026	104	76	90.0
8/11/2026	104	78	91.0
8/12/2026	105	77	91.0
8/13/2026	107	82	94.5
8/14/2026	105	81	93.0
8/15/2026	104	76	90.0
8/16/2026	105	78	91.5
8/17/2026	104	71	87.5
8/18/2026	110	75	92.5

8/19/2026	109	72	90.5
8/20/2026	109	71	90.0
8/21/2026	106	73	89.5
8/22/2026	106	74	90.0
8/23/2026	106	75	90.5
8/24/2026	111	74	92.5
8/25/2026	105	73	89.0
8/26/2026	102	78	90.0
8/27/2026	99	73	86.0
8/28/2026	103	69	86.0
8/29/2026	105	70	87.5
8/30/2026	104	73	88.5
8/31/2026	103	70	86.5
9/1/2026	102	69	85.5
9/2/2026	103	73	88.0
9/3/2026	102	75	88.5
9/4/2026	104	75	89.5
9/5/2026	102	73	87.5
9/6/2026	102	72	87.0
9/7/2026	104	71	87.5
9/8/2026	104	78	91.0
9/9/2026	104	79	91.5
9/10/2026	91	74	82.5
9/11/2026	101	69	85.0
9/12/2026	108	73	90.5
9/13/2026	104	79	91.5
9/14/2026	102	78	90.0
9/15/2026	103	77	90.0
9/16/2026	103	76	89.5
9/17/2026	100	73	86.5
9/18/2026	99	70	84.5
9/19/2026	100	72	86.0
9/20/2026	96	73	84.5
9/21/2026	91	69	80.0
9/22/2026	90	69	79.5
9/23/2026	97	68	82.5
9/24/2026	94	75	84.5
9/25/2026	95	71	83.0
9/26/2026	97	70	83.5
9/27/2026	96	67	81.5
9/28/2026	95	67	81.0
9/29/2026	91	76	83.5
9/30/2026	85	70	77.5
10/1/2026	84	68	76.0
10/2/2026	75	65	70.0
10/3/2026	76	64	70.0
10/4/2026	85	64	74.5
10/5/2026	86	56	71.0
10/6/2026	88	53	70.5

10/7/2026	93	54	73.5
10/8/2026	90	54	72.0
10/9/2026	91	55	73.0
10/10/2026	92	53	72.5
10/11/2026	92	57	74.5
10/12/2026	92	67	79.5
10/13/2026	93	72	82.5
10/14/2026	82	65	73.5
10/15/2026	70	58	64.0
10/16/2026	63	44	53.5
10/17/2026	64	38	51.0
10/18/2026	69	37	53.0
10/19/2026	75	45	60.0
10/20/2026	78	47	62.5
10/21/2026	83	52	67.5
10/22/2026	83	52	67.5
10/23/2026	83	51	67.0
10/24/2026	83	51	67.0
10/25/2026	81	54	67.5
10/26/2026	77	52	64.5
10/27/2026	81	56	68.5
10/28/2026	82	60	71.0
10/29/2026	82	57	69.5
10/30/2026	68	64	66.0
10/31/2026	67	61	64.0
11/1/2026	75	60	67.5
11/2/2026	79	63	71.0
11/3/2026	68	49	58.5
11/4/2026	74	43	58.5
11/5/2026	74	47	60.5
11/6/2026			#DIV/0!
11/7/2026			#DIV/0!
11/8/2026			#DIV/0!
11/9/2026			#DIV/0!
11/10/2026			#DIV/0!
11/11/2026			#DIV/0!
11/12/2026			#DIV/0!
11/13/2026			#DIV/0!
11/14/2026			#DIV/0!
11/15/2026			#DIV/0!
11/16/2026			#DIV/0!
11/17/2026			#DIV/0!
11/18/2026			#DIV/0!
11/19/2026			#DIV/0!
11/20/2026			#DIV/0!
11/21/2026			#DIV/0!
11/22/2026			#DIV/0!
11/23/2026			#DIV/0!
11/24/2026			#DIV/0!

11/25/2026	#DIV/0!
11/26/2026	#DIV/0!
11/27/2026	#DIV/0!
11/28/2026	#DIV/0!
11/29/2026	#DIV/0!
11/30/2026	#DIV/0!
12/1/2026	#DIV/0!
12/2/2026	#DIV/0!
12/3/2026	#DIV/0!
12/4/2026	#DIV/0!
12/5/2026	#DIV/0!
12/6/2026	#DIV/0!
12/7/2026	#DIV/0!
12/8/2026	#DIV/0!
12/9/2026	#DIV/0!
12/10/2026	#DIV/0!
12/11/2026	#DIV/0!
12/12/2026	#DIV/0!
12/13/2026	#DIV/0!
12/14/2026	#DIV/0!
12/15/2026	#DIV/0!
12/16/2026	#DIV/0!
12/17/2026	#DIV/0!
12/18/2026	#DIV/0!
12/19/2026	#DIV/0!
12/20/2026	#DIV/0!
12/21/2026	#DIV/0!
12/22/2026	#DIV/0!
12/23/2026	#DIV/0!
12/24/2026	#DIV/0!
12/25/2026	#DIV/0!
12/26/2026	#DIV/0!
12/27/2026	#DIV/0!
12/28/2026	#DIV/0!
12/29/2026	#DIV/0!
12/30/2026	#DIV/0!
12/31/2026	#DIV/0!
1/1/2027	#DIV/0!
1/2/2027	#DIV/0!
1/3/2027	#DIV/0!
1/4/2027	#DIV/0!
1/5/2027	#DIV/0!
1/6/2027	#DIV/0!
1/7/2027	#DIV/0!
1/8/2027	#DIV/0!
1/9/2027	#DIV/0!
1/10/2027	#DIV/0!
1/11/2027	#DIV/0!
1/12/2027	#DIV/0!

1/13/2027	#DIV/0!
1/14/2027	#DIV/0!
1/15/2027	#DIV/0!
1/16/2027	#DIV/0!
1/17/2027	#DIV/0!
1/18/2027	#DIV/0!
1/19/2027	#DIV/0!
1/20/2027	#DIV/0!
1/21/2027	#DIV/0!
1/22/2027	#DIV/0!
1/23/2027	#DIV/0!
1/24/2027	#DIV/0!
1/25/2027	#DIV/0!
1/26/2027	#DIV/0!
1/27/2027	#DIV/0!
1/28/2027	#DIV/0!
1/29/2027	#DIV/0!
1/30/2027	#DIV/0!
1/31/2027	#DIV/0!
2/1/2027	#DIV/0!
2/2/2027	#DIV/0!
2/3/2027	#DIV/0!
2/4/2027	#DIV/0!
2/5/2027	#DIV/0!
2/6/2027	#DIV/0!
2/7/2027	#DIV/0!
2/8/2027	#DIV/0!
2/9/2027	#DIV/0!
2/10/2027	#DIV/0!
2/11/2027	#DIV/0!
2/12/2027	#DIV/0!
2/13/2027	#DIV/0!
2/14/2027	#DIV/0!
2/15/2027	#DIV/0!
2/16/2027	#DIV/0!
2/17/2027	#DIV/0!
2/18/2027	#DIV/0!
2/19/2027	#DIV/0!
2/20/2027	#DIV/0!
2/21/2027	#DIV/0!
2/22/2027	#DIV/0!
2/23/2027	#DIV/0!
2/24/2027	#DIV/0!
2/25/2027	#DIV/0!
2/26/2027	#DIV/0!
2/27/2027	#DIV/0!
2/28/2027	#DIV/0!
3/1/2027	#DIV/0!
3/2/2027	#DIV/0!

3/3/2027	#DIV/0!
3/4/2027	#DIV/0!
3/5/2027	#DIV/0!
3/6/2027	#DIV/0!
3/7/2027	#DIV/0!
3/8/2027	#DIV/0!
3/9/2027	#DIV/0!
3/10/2027	#DIV/0!
3/11/2027	#DIV/0!
3/12/2027	#DIV/0!
3/13/2027	#DIV/0!
3/14/2027	#DIV/0!
3/15/2027	#DIV/0!
3/16/2027	#DIV/0!
3/17/2027	#DIV/0!
3/18/2027	#DIV/0!
3/19/2027	#DIV/0!
3/20/2027	#DIV/0!
3/21/2027	#DIV/0!
3/22/2027	#DIV/0!
3/23/2027	#DIV/0!
3/24/2027	#DIV/0!
3/25/2027	#DIV/0!
3/26/2027	#DIV/0!
3/27/2027	#DIV/0!
3/28/2027	#DIV/0!
3/29/2027	#DIV/0!
3/30/2027	#DIV/0!
3/31/2027	#DIV/0!
4/1/2027	#DIV/0!
4/2/2027	#DIV/0!
4/3/2027	#DIV/0!
4/4/2027	#DIV/0!
4/5/2027	#DIV/0!
4/6/2027	#DIV/0!
4/7/2027	#DIV/0!
4/8/2027	#DIV/0!
4/9/2027	#DIV/0!
4/10/2027	#DIV/0!
4/11/2027	#DIV/0!
4/12/2027	#DIV/0!
4/13/2027	#DIV/0!
4/14/2027	#DIV/0!
4/15/2027	#DIV/0!
4/16/2027	#DIV/0!
4/17/2027	#DIV/0!
4/18/2027	#DIV/0!
4/19/2027	#DIV/0!
4/20/2027	#DIV/0!

4/21/2027	#DIV/0!
4/22/2027	#DIV/0!
4/23/2027	#DIV/0!
4/24/2027	#DIV/0!
4/25/2027	#DIV/0!
4/26/2027	#DIV/0!
4/27/2027	#DIV/0!
4/28/2027	#DIV/0!
4/29/2027	#DIV/0!
4/30/2027	#DIV/0!
5/1/2027	#DIV/0!
5/2/2027	#DIV/0!
5/3/2027	#DIV/0!
5/4/2027	#DIV/0!
5/5/2027	#DIV/0!
5/6/2027	#DIV/0!
5/7/2027	#DIV/0!
5/8/2027	#DIV/0!
5/9/2027	#DIV/0!
5/10/2027	#DIV/0!
5/11/2027	#DIV/0!
5/12/2027	#DIV/0!
5/13/2027	#DIV/0!
5/14/2027	#DIV/0!
5/15/2027	#DIV/0!
5/16/2027	#DIV/0!
5/17/2027	#DIV/0!
5/18/2027	#DIV/0!
5/19/2027	#DIV/0!
5/20/2027	#DIV/0!
5/21/2027	#DIV/0!
5/22/2027	#DIV/0!
5/23/2027	#DIV/0!
5/24/2027	#DIV/0!
5/25/2027	#DIV/0!
5/26/2027	#DIV/0!
5/27/2027	#DIV/0!
5/28/2027	#DIV/0!
5/29/2027	#DIV/0!
5/30/2027	#DIV/0!
5/31/2027	#DIV/0!
6/1/2027	#DIV/0!
6/2/2027	#DIV/0!
6/3/2027	#DIV/0!
6/4/2027	#DIV/0!
6/5/2027	#DIV/0!
6/6/2027	#DIV/0!
6/7/2027	#DIV/0!
6/8/2027	#DIV/0!

6/9/2027	#DIV/0!
6/10/2027	#DIV/0!
6/11/2027	#DIV/0!
6/12/2027	#DIV/0!
6/13/2027	#DIV/0!
6/14/2027	#DIV/0!
6/15/2027	#DIV/0!
6/16/2027	#DIV/0!
6/17/2027	#DIV/0!
6/18/2027	#DIV/0!
6/19/2027	#DIV/0!
6/20/2027	#DIV/0!
6/21/2027	#DIV/0!
6/22/2027	#DIV/0!
6/23/2027	#DIV/0!
6/24/2027	#DIV/0!
6/25/2027	#DIV/0!
6/26/2027	#DIV/0!
6/27/2027	#DIV/0!
6/28/2027	#DIV/0!
6/29/2027	#DIV/0!
6/30/2027	#DIV/0!
7/1/2027	#DIV/0!
7/2/2027	#DIV/0!
7/3/2027	#DIV/0!
7/4/2027	#DIV/0!
7/5/2027	#DIV/0!
7/6/2027	#DIV/0!
7/7/2027	#DIV/0!
7/8/2027	#DIV/0!
7/9/2027	#DIV/0!
7/10/2027	#DIV/0!
7/11/2027	#DIV/0!
7/12/2027	#DIV/0!
7/13/2027	#DIV/0!
7/14/2027	#DIV/0!
7/15/2027	#DIV/0!
7/16/2027	#DIV/0!
7/17/2027	#DIV/0!
7/18/2027	#DIV/0!
7/19/2027	#DIV/0!
7/20/2027	#DIV/0!
7/21/2027	#DIV/0!
7/22/2027	#DIV/0!
7/23/2027	#DIV/0!
7/24/2027	#DIV/0!
7/25/2027	#DIV/0!
7/26/2027	#DIV/0!
7/27/2027	#DIV/0!

7/28/2027	#DIV/0!
7/29/2027	#DIV/0!
7/30/2027	#DIV/0!
7/31/2027	#DIV/0!
8/1/2027	#DIV/0!
8/2/2027	#DIV/0!
8/3/2027	#DIV/0!
8/4/2027	#DIV/0!
8/5/2027	#DIV/0!
8/6/2027	#DIV/0!
8/7/2027	#DIV/0!
8/8/2027	#DIV/0!
8/9/2027	#DIV/0!
8/10/2027	#DIV/0!
8/11/2027	#DIV/0!
8/12/2027	#DIV/0!
8/13/2027	#DIV/0!
8/14/2027	#DIV/0!
8/15/2027	#DIV/0!
8/16/2027	#DIV/0!
8/17/2027	#DIV/0!
8/18/2027	#DIV/0!
8/19/2027	#DIV/0!
8/20/2027	#DIV/0!
8/21/2027	#DIV/0!
8/22/2027	#DIV/0!
8/23/2027	#DIV/0!
8/24/2027	#DIV/0!
8/25/2027	#DIV/0!
8/26/2027	#DIV/0!
8/27/2027	#DIV/0!
8/28/2027	#DIV/0!
8/29/2027	#DIV/0!
8/30/2027	#DIV/0!
8/31/2027	#DIV/0!
9/1/2027	#DIV/0!
9/2/2027	#DIV/0!
9/3/2027	#DIV/0!
9/4/2027	#DIV/0!
9/5/2027	#DIV/0!
9/6/2027	#DIV/0!
9/7/2027	#DIV/0!
9/8/2027	#DIV/0!
9/9/2027	#DIV/0!
9/10/2027	#DIV/0!
9/11/2027	#DIV/0!
9/12/2027	#DIV/0!
9/13/2027	#DIV/0!
9/14/2027	#DIV/0!

9/15/2027	#DIV/0!
9/16/2027	#DIV/0!
9/17/2027	#DIV/0!
9/18/2027	#DIV/0!
9/19/2027	#DIV/0!
9/20/2027	#DIV/0!
9/21/2027	#DIV/0!
9/22/2027	#DIV/0!
9/23/2027	#DIV/0!
9/24/2027	#DIV/0!
9/25/2027	#DIV/0!
9/26/2027	#DIV/0!
9/27/2027	#DIV/0!
9/28/2027	#DIV/0!
9/29/2027	#DIV/0!
9/30/2027	#DIV/0!
10/1/2027	#DIV/0!
10/2/2027	#DIV/0!
10/3/2027	#DIV/0!
10/4/2027	#DIV/0!
10/5/2027	#DIV/0!
10/6/2027	#DIV/0!
10/7/2027	#DIV/0!
10/8/2027	#DIV/0!
10/9/2027	#DIV/0!
10/10/2027	#DIV/0!
10/11/2027	#DIV/0!
10/12/2027	#DIV/0!
10/13/2027	#DIV/0!
10/14/2027	#DIV/0!
10/15/2027	#DIV/0!
10/16/2027	#DIV/0!
10/17/2027	#DIV/0!
10/18/2027	#DIV/0!
10/19/2027	#DIV/0!
10/20/2027	#DIV/0!
10/21/2027	#DIV/0!
10/22/2027	#DIV/0!
10/23/2027	#DIV/0!
10/24/2027	#DIV/0!
10/25/2027	#DIV/0!
10/26/2027	#DIV/0!
10/27/2027	#DIV/0!
10/28/2027	#DIV/0!
10/29/2027	#DIV/0!
10/30/2027	#DIV/0!
10/31/2027	#DIV/0!
11/1/2027	#DIV/0!
11/2/2027	#DIV/0!

11/3/2027	#DIV/0!
11/4/2027	#DIV/0!
11/5/2027	#DIV/0!
11/6/2027	#DIV/0!
11/7/2027	#DIV/0!
11/8/2027	#DIV/0!
11/9/2027	#DIV/0!
11/10/2027	#DIV/0!
11/11/2027	#DIV/0!
11/12/2027	#DIV/0!
11/13/2027	#DIV/0!
11/14/2027	#DIV/0!
11/15/2027	#DIV/0!
11/16/2027	#DIV/0!
11/17/2027	#DIV/0!
11/18/2027	#DIV/0!
11/19/2027	#DIV/0!
11/20/2027	#DIV/0!
11/21/2027	#DIV/0!
11/22/2027	#DIV/0!
11/23/2027	#DIV/0!
11/24/2027	#DIV/0!
11/25/2027	#DIV/0!
11/26/2027	#DIV/0!
11/27/2027	#DIV/0!
11/28/2027	#DIV/0!
11/29/2027	#DIV/0!
11/30/2027	#DIV/0!
12/1/2027	#DIV/0!
12/2/2027	#DIV/0!
12/3/2027	#DIV/0!
12/4/2027	#DIV/0!
12/5/2027	#DIV/0!
12/6/2027	#DIV/0!
12/7/2027	#DIV/0!
12/8/2027	#DIV/0!
12/9/2027	#DIV/0!
12/10/2027	#DIV/0!
12/11/2027	#DIV/0!
12/12/2027	#DIV/0!
12/13/2027	#DIV/0!
12/14/2027	#DIV/0!
12/15/2027	#DIV/0!
12/16/2027	#DIV/0!
12/17/2027	#DIV/0!
12/18/2027	#DIV/0!
12/19/2027	#DIV/0!
12/20/2027	#DIV/0!
12/21/2027	#DIV/0!

12/22/2027	#DIV/0!
12/23/2027	#DIV/0!
12/24/2027	#DIV/0!
12/25/2027	#DIV/0!
12/26/2027	#DIV/0!
12/27/2027	#DIV/0!
12/28/2027	#DIV/0!
12/29/2027	#DIV/0!
12/30/2027	#DIV/0!
12/31/2027	#DIV/0!
1/1/2028	#DIV/0!
1/2/2028	#DIV/0!
1/3/2028	#DIV/0!
1/4/2028	#DIV/0!
1/5/2028	#DIV/0!
1/6/2028	#DIV/0!
1/7/2028	#DIV/0!
1/8/2028	#DIV/0!
1/9/2028	#DIV/0!
1/10/2028	#DIV/0!
1/11/2028	#DIV/0!
1/12/2028	#DIV/0!
1/13/2028	#DIV/0!
1/14/2028	#DIV/0!
1/15/2028	#DIV/0!
1/16/2028	#DIV/0!
1/17/2028	#DIV/0!
1/18/2028	#DIV/0!
1/19/2028	#DIV/0!
1/20/2028	#DIV/0!
1/21/2028	#DIV/0!
1/22/2028	#DIV/0!
1/23/2028	#DIV/0!
1/24/2028	#DIV/0!
1/25/2028	#DIV/0!
1/26/2028	#DIV/0!
1/27/2028	#DIV/0!
1/28/2028	#DIV/0!
1/29/2028	#DIV/0!
1/30/2028	#DIV/0!
1/31/2028	#DIV/0!
2/1/2028	#DIV/0!
2/2/2028	#DIV/0!
2/3/2028	#DIV/0!
2/4/2028	#DIV/0!
2/5/2028	#DIV/0!
2/6/2028	#DIV/0!
2/7/2028	#DIV/0!
2/8/2028	#DIV/0!

2/9/2028	#DIV/0!
2/10/2028	#DIV/0!
2/11/2028	#DIV/0!
2/12/2028	#DIV/0!
2/13/2028	#DIV/0!
2/14/2028	#DIV/0!
2/15/2028	#DIV/0!
2/16/2028	#DIV/0!
2/17/2028	#DIV/0!
2/18/2028	#DIV/0!
2/19/2028	#DIV/0!
2/20/2028	#DIV/0!
2/21/2028	#DIV/0!
2/22/2028	#DIV/0!
2/23/2028	#DIV/0!
2/24/2028	#DIV/0!
2/25/2028	#DIV/0!
2/26/2028	#DIV/0!
2/27/2028	#DIV/0!
2/28/2028	#DIV/0!
2/29/2028	#DIV/0!
3/1/2028	#DIV/0!
3/2/2028	#DIV/0!
3/3/2028	#DIV/0!
3/4/2028	#DIV/0!
3/5/2028	#DIV/0!
3/6/2028	#DIV/0!
3/7/2028	#DIV/0!
3/8/2028	#DIV/0!
3/9/2028	#DIV/0!
3/10/2028	#DIV/0!
3/11/2028	#DIV/0!
3/12/2028	#DIV/0!
3/13/2028	#DIV/0!
3/14/2028	#DIV/0!
3/15/2028	#DIV/0!
3/16/2028	#DIV/0!
3/17/2028	#DIV/0!
3/18/2028	#DIV/0!
3/19/2028	#DIV/0!
3/20/2028	#DIV/0!
3/21/2028	#DIV/0!
3/22/2028	#DIV/0!
3/23/2028	#DIV/0!
3/24/2028	#DIV/0!
3/25/2028	#DIV/0!
3/26/2028	#DIV/0!
3/27/2028	#DIV/0!
3/28/2028	#DIV/0!

3/29/2028	#DIV/0!
3/30/2028	#DIV/0!
3/31/2028	#DIV/0!
4/1/2028	#DIV/0!
4/2/2028	#DIV/0!
4/3/2028	#DIV/0!
4/4/2028	#DIV/0!
4/5/2028	#DIV/0!
4/6/2028	#DIV/0!
4/7/2028	#DIV/0!
4/8/2028	#DIV/0!
4/9/2028	#DIV/0!
4/10/2028	#DIV/0!
4/11/2028	#DIV/0!
4/12/2028	#DIV/0!
4/13/2028	#DIV/0!
4/14/2028	#DIV/0!
4/15/2028	#DIV/0!
4/16/2028	#DIV/0!
4/17/2028	#DIV/0!
4/18/2028	#DIV/0!
4/19/2028	#DIV/0!
4/20/2028	#DIV/0!
4/21/2028	#DIV/0!
4/22/2028	#DIV/0!
4/23/2028	#DIV/0!
4/24/2028	#DIV/0!
4/25/2028	#DIV/0!
4/26/2028	#DIV/0!
4/27/2028	#DIV/0!
4/28/2028	#DIV/0!
4/29/2028	#DIV/0!
4/30/2028	#DIV/0!
5/1/2028	#DIV/0!
5/2/2028	#DIV/0!
5/3/2028	#DIV/0!
5/4/2028	#DIV/0!
5/5/2028	#DIV/0!
5/6/2028	#DIV/0!
5/7/2028	#DIV/0!
5/8/2028	#DIV/0!
5/9/2028	#DIV/0!
5/10/2028	#DIV/0!
5/11/2028	#DIV/0!
5/12/2028	#DIV/0!
5/13/2028	#DIV/0!
5/14/2028	#DIV/0!
5/15/2028	#DIV/0!
5/16/2028	#DIV/0!

5/17/2028	#DIV/0!
5/18/2028	#DIV/0!
5/19/2028	#DIV/0!
5/20/2028	#DIV/0!
5/21/2028	#DIV/0!
5/22/2028	#DIV/0!
5/23/2028	#DIV/0!
5/24/2028	#DIV/0!
5/25/2028	#DIV/0!
5/26/2028	#DIV/0!
5/27/2028	#DIV/0!
5/28/2028	#DIV/0!
5/29/2028	#DIV/0!
5/30/2028	#DIV/0!
5/31/2028	#DIV/0!
6/1/2028	#DIV/0!
6/2/2028	#DIV/0!
6/3/2028	#DIV/0!
6/4/2028	#DIV/0!
6/5/2028	#DIV/0!
6/6/2028	#DIV/0!
6/7/2028	#DIV/0!
6/8/2028	#DIV/0!
6/9/2028	#DIV/0!
6/10/2028	#DIV/0!
6/11/2028	#DIV/0!
6/12/2028	#DIV/0!
6/13/2028	#DIV/0!
6/14/2028	#DIV/0!
6/15/2028	#DIV/0!
6/16/2028	#DIV/0!
6/17/2028	#DIV/0!
6/18/2028	#DIV/0!
6/19/2028	#DIV/0!
6/20/2028	#DIV/0!
6/21/2028	#DIV/0!
6/22/2028	#DIV/0!
6/23/2028	#DIV/0!
6/24/2028	#DIV/0!
6/25/2028	#DIV/0!
6/26/2028	#DIV/0!
6/27/2028	#DIV/0!
6/28/2028	#DIV/0!
6/29/2028	#DIV/0!
6/30/2028	#DIV/0!
7/1/2028	#DIV/0!
7/2/2028	#DIV/0!
7/3/2028	#DIV/0!
7/4/2028	#DIV/0!

7/5/2028	#DIV/0!
7/6/2028	#DIV/0!
7/7/2028	#DIV/0!
7/8/2028	#DIV/0!
7/9/2028	#DIV/0!
7/10/2028	#DIV/0!
7/11/2028	#DIV/0!
7/12/2028	#DIV/0!
7/13/2028	#DIV/0!
7/14/2028	#DIV/0!
7/15/2028	#DIV/0!
7/16/2028	#DIV/0!
7/17/2028	#DIV/0!
7/18/2028	#DIV/0!
7/19/2028	#DIV/0!
7/20/2028	#DIV/0!
7/21/2028	#DIV/0!
7/22/2028	#DIV/0!
7/23/2028	#DIV/0!
7/24/2028	#DIV/0!
7/25/2028	#DIV/0!
7/26/2028	#DIV/0!
7/27/2028	#DIV/0!
7/28/2028	#DIV/0!
7/29/2028	#DIV/0!
7/30/2028	#DIV/0!
7/31/2028	#DIV/0!
8/1/2028	#DIV/0!
8/2/2028	#DIV/0!
8/3/2028	#DIV/0!
8/4/2028	#DIV/0!
8/5/2028	#DIV/0!
8/6/2028	#DIV/0!
8/7/2028	#DIV/0!
8/8/2028	#DIV/0!
8/9/2028	#DIV/0!
8/10/2028	#DIV/0!
8/11/2028	#DIV/0!
8/12/2028	#DIV/0!
8/13/2028	#DIV/0!
8/14/2028	#DIV/0!
8/15/2028	#DIV/0!
8/16/2028	#DIV/0!
8/17/2028	#DIV/0!
8/18/2028	#DIV/0!
8/19/2028	#DIV/0!
8/20/2028	#DIV/0!
8/21/2028	#DIV/0!
8/22/2028	#DIV/0!

8/23/2028	#DIV/0!
8/24/2028	#DIV/0!
8/25/2028	#DIV/0!
8/26/2028	#DIV/0!
8/27/2028	#DIV/0!
8/28/2028	#DIV/0!
8/29/2028	#DIV/0!
8/30/2028	#DIV/0!
8/31/2028	#DIV/0!
9/1/2028	#DIV/0!
9/2/2028	#DIV/0!
9/3/2028	#DIV/0!
9/4/2028	#DIV/0!
9/5/2028	#DIV/0!
9/6/2028	#DIV/0!
9/7/2028	#DIV/0!
9/8/2028	#DIV/0!
9/9/2028	#DIV/0!
9/10/2028	#DIV/0!
9/11/2028	#DIV/0!
9/12/2028	#DIV/0!
9/13/2028	#DIV/0!
9/14/2028	#DIV/0!
9/15/2028	#DIV/0!
9/16/2028	#DIV/0!
9/17/2028	#DIV/0!
9/18/2028	#DIV/0!
9/19/2028	#DIV/0!
9/20/2028	#DIV/0!
9/21/2028	#DIV/0!
9/22/2028	#DIV/0!
9/23/2028	#DIV/0!
9/24/2028	#DIV/0!
9/25/2028	#DIV/0!
9/26/2028	#DIV/0!
9/27/2028	#DIV/0!
9/28/2028	#DIV/0!
9/29/2028	#DIV/0!
9/30/2028	#DIV/0!
10/1/2028	#DIV/0!
10/2/2028	#DIV/0!
10/3/2028	#DIV/0!
10/4/2028	#DIV/0!
10/5/2028	#DIV/0!
10/6/2028	#DIV/0!
10/7/2028	#DIV/0!
10/8/2028	#DIV/0!
10/9/2028	#DIV/0!
10/10/2028	#DIV/0!

10/11/2028	#DIV/0!
10/12/2028	#DIV/0!
10/13/2028	#DIV/0!
10/14/2028	#DIV/0!
10/15/2028	#DIV/0!
10/16/2028	#DIV/0!
10/17/2028	#DIV/0!
10/18/2028	#DIV/0!
10/19/2028	#DIV/0!
10/20/2028	#DIV/0!
10/21/2028	#DIV/0!
10/22/2028	#DIV/0!
10/23/2028	#DIV/0!
10/24/2028	#DIV/0!
10/25/2028	#DIV/0!
10/26/2028	#DIV/0!
10/27/2028	#DIV/0!
10/28/2028	#DIV/0!
10/29/2028	#DIV/0!
10/30/2028	#DIV/0!
10/31/2028	#DIV/0!
11/1/2028	#DIV/0!
11/2/2028	#DIV/0!
11/3/2028	#DIV/0!
11/4/2028	#DIV/0!
11/5/2028	#DIV/0!
11/6/2028	#DIV/0!
11/7/2028	#DIV/0!
11/8/2028	#DIV/0!
11/9/2028	#DIV/0!
11/10/2028	#DIV/0!
11/11/2028	#DIV/0!
11/12/2028	#DIV/0!
11/13/2028	#DIV/0!
11/14/2028	#DIV/0!
11/15/2028	#DIV/0!
11/16/2028	#DIV/0!
11/17/2028	#DIV/0!
11/18/2028	#DIV/0!
11/19/2028	#DIV/0!
11/20/2028	#DIV/0!
11/21/2028	#DIV/0!
11/22/2028	#DIV/0!
11/23/2028	#DIV/0!
11/24/2028	#DIV/0!
11/25/2028	#DIV/0!
11/26/2028	#DIV/0!
11/27/2028	#DIV/0!
11/28/2028	#DIV/0!

11/29/2028	#DIV/0!
11/30/2028	#DIV/0!
12/1/2028	#DIV/0!
12/2/2028	#DIV/0!
12/3/2028	#DIV/0!
12/4/2028	#DIV/0!
12/5/2028	#DIV/0!
12/6/2028	#DIV/0!
12/7/2028	#DIV/0!
12/8/2028	#DIV/0!
12/9/2028	#DIV/0!
12/10/2028	#DIV/0!
12/11/2028	#DIV/0!
12/12/2028	#DIV/0!
12/13/2028	#DIV/0!
12/14/2028	#DIV/0!
12/15/2028	#DIV/0!
12/16/2028	#DIV/0!
12/17/2028	#DIV/0!
12/18/2028	#DIV/0!
12/19/2028	#DIV/0!
12/20/2028	#DIV/0!
12/21/2028	#DIV/0!
12/22/2028	#DIV/0!
12/23/2028	#DIV/0!
12/24/2028	#DIV/0!
12/25/2028	#DIV/0!
12/26/2028	#DIV/0!
12/27/2028	#DIV/0!
12/28/2028	#DIV/0!
12/29/2028	#DIV/0!
12/30/2028	#DIV/0!
12/31/2028	#DIV/0!
1/1/2029	#DIV/0!

Weather City	id
Abilene (WBAN 13962)	7
Albany (WBAN 14735)	40
Alpena (WBAN 94849)	33
Amarillo (WBAN 23047)	8
Ardmore (WBAN 13965)	66
Austin (WBAN 13904)	0
Beaumont_Port Arthur (WBAN 12	9
Binghamton (WBAN 04725)	41
Boston (WBAN 14739)	55
Brownsville (WBAN 12919)	10
Buffalo (WBAN 14733)	42
Champaign County (WBAN 94870)	80
Chicago (WBAN 94846)	26
Clinton (WBAN 03932)	67
College Station (WBAN 03904)	11
Columbia (WBAN 3945)	56
Corpus Christi (WBAN 12924)	12
Dallas (WBAN 03927)	1
Del Rio (WBAN 22010)	13
Detroit (WBAN 94847)	32
Dodge City (WBAN 13985)	62
Effingham (WBAN 93816)	54
El Paso (WBAN 23044)	14
Findlay, OH Air Port (WBAN 14825	82
Flint (WBAN 14826)	27
Frederick (WBAN 03981)	68
Gage (WBAN 13975)	69
Garden City (WBAN 142980)	63
Garden City Muni AP (WBAN 2306	81
Glenn Falls (WBAN 14750)	44
Grand Rapids (WBAN 94860)	35
Green Bay (WBAN 14898)	38
Guthrie (WBAN 53913)	70
Guymon (WBAN 03030)	71
Houghton Lake (WBAN 94814)	31
Houston (WBAN 12918)	2
Houston IAH (WBAN 12960)	21
Jonesboro AR (WBAN 03953)	85
Kansas City (WBAN 3947)	57
Kerrville Municipal Airport (WBAN	86
La Crosse (WBAN 14920)	39
Lansing (WBAN 14836)	28
Laredo Intl AP (WBAN 12907)	83
Lawton (WBAN 03950)	72
Little Rock, AR (WBAN 13963)	64
Long Island Macarthur AP (WBAN	45
Longview (WBAN 03901)	3
Lubbock (WBAN 23042)	15

Lufkin (WBAN 93987)	5
Madison (WBAN 14837)	36
Manchester NH (WBAN 14710)	84
Marquette (WBAN 94850)	34
McAlester (WBAN 93950)	73
McAllen (WBAN 12959)	16
Memphis (WBAN 13893)	58
Midland (WBAN 23023)	17
Milwaukee (WBAN 14839)	37
Moline (WBAN 14923)	23
Muskegon (WBAN 14840)	29
Muskogee (WBAN 13916)	74
New Braunfels (WBAN 12971)	79
New York City Central Park (WBAN	48
New York JFK INTL AP (WBAN 947	46
New York LA GUARDIA AP (WBAN	47
Norman (WBAN 93908)	75
Oklahoma City (WBAN 13967)	76
Peoria (WBAN 14842)	22
Phoenix, AZ (WBAN 23183)	65
Ponca City (WBAN 13969)	77
Portland PDX (WBAN 24229)	87
Poughkeepsie (WBAN 14757)	49
Rochester (WBAN 14768)	50
Rockford (WBAN 94822)	25
San Angelo (WBAN 23034)	18
San Antonio (WBAN 12921)	19
Sault Ste. Marie (WBAN 14847)	30
Springfield-IL (WBAN 93822)	24
Springfield-MO (WBAN 13995)	59
St Louis (WBAN 13994)	60
Syracuse (WBAN 14771)	51
Topeka KS (WBAN 13920)	89
Tulsa (WBAN 13968)	78
Vancouver WA (WBAN 94298)	88
Victoria (WBAN 12912)	20
Waco (WBAN 13959)	4
Watertown (WBAN 94790)	52
Westchester (WBAN 94745)	53
Wichita (WBAN 03928)	61
Wichita Falls (WBAN 13966)	6

		kWh/sqft	W/sqft	CF/sqft	BTU/sqft
Best in Class					
Baseline (Audit)					**0.00**
Current		**5.32**	**2.02**	**23.74**	**42608.28**
Target					
Building	Meter #	kWh/sqft	W/sqft	CF/sqft	Last 12 mos. BTU
HS, Tech, SPED, Rec	62-0-8	3.06	1.43		237,202,240
Cafeteria	50-0-9	28.08	7.28		375,627,080
Elem Annex	77-1-2	4.16	2.50		118,850,196
Community Center	62-1-3	30.62	9.48		255,763,520
Elem, Old HS, New Gym	62-1-6	3.23	1.32		473,312,640
HS, Tech, SPED, Rec	194340			25.46	595,855,000
Elem, Old HS	029147			21.72	849,029,000
Elem Annex	391162			12.77	110,107,000
New Gym	283691			35.12	413,133,000

sqft
80,474.50

Last 12 mos. kWh	Last 12 mos. kW	Last 12 mos. CF
69,520	389.84	
110,090	342.35	
34,833	251.625	
74,960	278.36	
138,720	683.84	
		578,500
		824,300
		106,900
		401,100

1	2	3	4	5	6	7	8	9
Effective Date		GSPSF On-Peak Tier 1 ($/kWh)	GSPSF On-Peak Tier 2 ($/kWh)	GSPSF On-Peak Tier 3 ($/kWh)	GSPSF Off-Peak Tier 1 ($/kWh)	GSPSF Off-Peak Tier 2 ($/kWh)	GSPSF Off-Peak Tier 3 ($/kWh)	REACTIVE POWER CHARGE SL5 ($/kVAR)
9/1/2022		0.06272	0.05301	0.02105	0.04241	0.03379	0.01867	0.80
10/1/2022		0.06272	0.05301	0.02105	0.04241	0.03379	0.01867	0.80
11/1/2022		0.06272	0.05301	0.02105	0.04241	0.03379	0.01867	0.80
12/1/2022		0.06272	0.05301	0.02105	0.04241	0.03379	0.01867	0.80
1/1/2023		0.06272	0.05301	0.02105	0.04241	0.03379	0.01867	0.80
2/1/2023		0.06272	0.05301	0.02105	0.04241	0.03379	0.01867	0.80
3/1/2023		0.06272	0.05301	0.02105	0.04241	0.03379	0.01867	0.80
4/1/2023		0.06272	0.05301	0.02105	0.04241	0.03379	0.01867	0.80
5/1/2023		0.06272	0.05301	0.02105	0.04241	0.03379	0.01867	0.80
6/1/2023		0.06272	0.05301	0.02105	0.04241	0.03379	0.01867	0.80
7/1/2023		0.06272	0.05301	0.02105	0.04241	0.03379	0.01867	0.80
8/1/2023		0.06272	0.05301	0.02105	0.04241	0.03379	0.01867	0.80
9/1/2023		0.06272	0.05301	0.02105	0.04241	0.03379	0.01867	0.80
10/1/2023		0.06272	0.05301	0.02105	0.04241	0.03379	0.01867	0.80
11/1/2023		0.06272	0.05301	0.02105	0.04241	0.03379	0.01867	0.80
12/1/2023		0.06272	0.05301	0.02105	0.04241	0.03379	0.01867	0.80
1/1/2024		0.069843	0.05903	0.023441	0.047227	0.037628	0.02079	0.92
2/1/2024		0.069843	0.05903	0.023441	0.047227	0.037628	0.02079	0.92
3/1/2024		0.069843	0.05903	0.023441	0.047227	0.037628	0.02079	0.92
4/1/2024		0.069843	0.05903	0.023441	0.047227	0.037628	0.02079	0.92
5/1/2024		0.069843	0.05903	0.023441	0.047227	0.037628	0.02079	0.92
6/1/2024		0.069843	0.05903	0.023441	0.047227	0.037628	0.02079	0.92
7/1/2024		0.069843	0.05903	0.023441	0.047227	0.037628	0.02079	0.92
8/1/2024		0.069843	0.05903	0.023441	0.047227	0.037628	0.02079	0.92
9/1/2024		0.069843	0.05903	0.023441	0.047227	0.037628	0.02079	0.92
10/1/2024		0.069843	0.05903	0.023441	0.047227	0.037628	0.02079	0.92
11/1/2024		0.069843	0.05903	0.023441	0.047227	0.037628	0.02079	0.92
12/1/2024		0.069843	0.05903	0.023441	0.047227	0.037628	0.02079	0.92
1/1/2025		0.069843	0.05903	0.023441	0.047227	0.037628	0.02079	0.92
2/1/2025		0.069843	0.05903	0.023441	0.047227	0.037628	0.02079	1.03
3/1/2025		0.069843	0.05903	0.023441	0.047227	0.037628	0.02079	1.03
4/1/2025		0.069843	0.05903	0.023441	0.047227	0.037628	0.02079	1.03
5/1/2025		0.069843	0.05903	0.023441	0.047227	0.037628	0.02079	1.03
6/1/2025		0.069843	0.05903	0.023441	0.047227	0.037628	0.02079	1.03
7/1/2025		0.069843	0.05903	0.023441	0.047227	0.037628	0.02079	1.03
8/1/2025		0.069843	0.05903	0.023441	0.047227	0.037628	0.02079	1.03
9/1/2025		0.069843	0.05903	0.023441	0.047227	0.037628	0.02079	1.03
10/1/2025		0.069843	0.05903	0.023441	0.047227	0.037628	0.02079	1.03
11/1/2025		0.069843	0.05903	0.023441	0.047227	0.037628	0.02079	1.03
12/1/2025		0.069843	0.05903	0.023441	0.047227	0.037628	0.02079	1.03
1/1/2026		0.069843	0.05903	0.023441	0.047227	0.037628	0.02079	1.03
2/1/2026		0.069843	0.05903	0.023441	0.047227	0.037628	0.02079	1.03

3/1/2026	0.069843	0.05903	0.023441	0.047227	0.037628	0.02079	1.03
4/1/2026	0.069843	0.05903	0.023441	0.047227	0.037628	0.02079	1.03
5/1/2026	0.069843	0.05903	0.023441	0.047227	0.037628	0.02079	1.03
6/1/2026	0.069843	0.05903	0.023441	0.047227	0.037628	0.02079	1.03
7/1/2026	0.078504	0.06635	0.026348	0.053083	0.042294	0.023368	1.03
8/1/2026	0.078504	0.06635	0.026348	0.053083	0.042294	0.023368	1.03
9/1/2026	0.078504	0.06635	0.026348	0.053083	0.042294	0.023368	1.03
10/1/2026	0.078504	0.06635	0.026348	0.053083	0.042294	0.023368	1.03
11/1/2026	0.078504	0.06635	0.026348	0.053083	0.042294	0.023368	1.03
12/1/2026	0.078504	0.06635	0.026348	0.053083	0.042294	0.023368	1.03
1/1/2027	0.078504	0.06635	0.026348	0.053083	0.042294	0.023368	1.03
2/1/2027	0.078504	0.06635	0.026348	0.053083	0.042294	0.023368	1.03
3/1/2027	0.078504	0.06635	0.026348	0.053083	0.042294	0.023368	1.03
4/1/2027							1.03
5/1/2027							1.03
6/1/2027							1.03
7/1/2027							1.03
8/1/2027							1.03
9/1/2027							1.03
10/1/2027							1.03
11/1/2027							1.03
12/1/2027							1.03
1/1/2028							1.03
2/1/2028							1.03
3/1/2028							1.03
4/1/2028							1.03
5/1/2028							1.03
6/1/2028							1.03
7/1/2028							1.03
8/1/2028							1.03
9/1/2028							1.03
10/1/2028							1.03
11/1/2028							1.03
12/1/2028							1.03
1/1/2029							1.03
2/1/2029							1.03
3/1/2029							1.03
4/1/2029							1.03
5/1/2029							1.03
6/1/2029							1.03
7/1/2029							1.03
8/1/2029							1.03
9/1/2029							1.03
10/1/2029							1.03
11/1/2029							1.03
12/1/2029							1.03
1/1/2030							1.03
2/1/2030							1.03
3/1/2030							1.03

4/1/2030	1.03
5/1/2030	1.03
6/1/2030	1.03
7/1/2030	1.03
8/1/2030	1.03
9/1/2030	1.03

10	11	12	13	14	15	16	17
IRR COM/IND SL4/5 (% of Base Rate)	FCA SL5 ($/kWh)	WINTER STORM SL4/5 ($/kWh)	Tax Change Rider	Franchise Fee	Total Rider	SPPTC SL5 ($/kWh)	Demand Side Man CRF (Energy)
0.00%	0.049716	0.002461	-3.022%	2.00%	0.008491	-0.000921	0.003751
0.00%	0.049716	0.002461	-3.022%	2.00%	0.008491	-0.000921	0.003751
0.00%	0.049716	0.002461	-3.022%	2.00%	0.008491	-0.000921	0.003751
0.00%	0.049716	0.002461	-3.022%	2.00%	0.008491	-0.000921	0.003751
0.00%	0.049716	0.002461	-3.022%	2.00%	0.008491	-0.000921	0.003751
0.00%	0.049716	0.002461	-3.022%	2.00%	0.008185	-0.001227	0.003751
0.00%	0.049716	0.002461	-3.022%	2.00%	0.008185	-0.001227	0.003751
0.00%	0.049716	0.002461	-3.022%	2.00%	0.008185	-0.001227	0.003751
9.10%	0.049716	0.002461	-3.022%	2.00%	0.008185	-0.001227	0.003751
9.10%	0.049716	0.002461	-3.022%	2.00%	0.003772	-0.001227	0.003751
20.09%	0.049716	0.002461	-3.022%	2.00%	0.003772	-0.001227	0.003751
20.09%	0.049716	0.002096	-3.022%	2.00%	0.003772	-0.001227	0.003751
20.09%	0.049716	0.002096	-3.022%	2.00%	0.003772	-0.001227	0.003751
20.09%	0.049716	0.002096	-3.022%	2.00%	0.003772	-0.001227	0.003751
20.09%	0.049716	0.002096	-3.022%	2.00%	0.003772	-0.001227	0.003751
20.09%	0.049716	0.002096	-3.022%	2.00%	0.003772	-0.001227	0.003751
-14.88%	0.035598	0.002351	-0.208%	2.00%	0.005033	-0.000375	0.004174
-14.88%	0.035598	0.002351	-0.208%	2.00%	0.005033	-0.000375	0.004174
-14.88%	0.035598	0.002351	-0.208%	2.00%	0.005033	-0.000375	0.004174
-14.88%	0.035598	0.002351	-0.208%	2.00%	0.005033	-0.000375	0.004174
0.00%	0.04175302	0.002351	-0.208%	2.00%	0.005033	-0.000375	0.004174
0.00%	0.04175302	0.002351	-0.208%	2.00%	0.005033	-0.000375	0.004174
0.00%	0.04175302	0.002351	-0.208%	2.00%	0.005033	-0.000375	0.004174
0.00%	0.04175302	0.002572	-0.208%	2.00%	0.005033	-0.000375	0.004174
0.00%	0.04175302	0.002572	-0.208%	2.00%	0.005161	-0.000375	0.004174
0.00%	0.04175302	0.002572	-0.208%	2.00%	0.005161	-0.000375	0.004174
11.95%	0.027171	0.002572	-0.208%	2.00%	0.005161	-0.000375	0.004174
11.95%	0.027171	0.002572	-0.208%	2.00%	0.005161	-0.000375	0.004174
11.95%	0.027171	0.002572	-0.208%	2.00%	0.007163	0.000652	0.00503
11.95%	0.027171	0.002572	-0.208%	2.00%	0.007758	0.000652	0.005478
11.95%	0.027171	0.002572	-0.208%	2.00%	0.007758	0.000652	0.005478
11.95%	0.027171	0.002572	-0.208%	2.00%	0.007758	0.000652	0.005478
11.95%	0.039772	0.002572	-0.208%	2.00%	0.007758	0.000652	0.005478
11.95%	0.039772	0.002572	-0.208%	2.00%	0.007758	0.000652	0.005478
11.95%	0.039772	0.002572	-0.208%	2.00%	0.007758	0.000652	0.005478
11.95%	0.039772	0.002573	-0.208%	2.00%	0.015124	0.000652	0.005478
11.95%	0.039772	0.002573	2.802%	2.00%	0.01607	0.000652	0.005478
11.95%	0.039772	0.002573	2.802%	2.00%	0.01607	0.000652	0.005478
11.95%	0.026949	0.002573	2.802%	2.00%	0.017705	0.000652	0.005478
11.95%	0.026949	0.002573	2.802%	2.00%	0.017658	0.000652	0.005478
11.95%	0.026949	0.002573	2.614%	2.00%	0.017879	0.000652	0.005709
11.95%	0.026949	0.002573	2.614%	2.00%	0.017879	0.000652	0.005709

11.95%	0.026949	0.002873	2.614%	2.00%	0.017879	0.000652	0.005709
11.95%	0.026949	0.002873	2.614%	2.00%	0.017879	0.000652	0.005709
11.95%	0.031872	0.002873	2.614%	2.00%	0.017879	0.000652	0.005709
11.95%	0.031872	0.002873	2.614%	2.00%	0.017879	0.000652	0.005709
17.05%	0.031872	0.002873	2.614%	2.00%	0.017879	0.000652	0.005709
17.05%	0.031872	0.002296	2.614%	2.00%	0.023124	0.000652	0.005709
17.05%	0.031872	0.002296	2.614%	2.00%	0.023124	0.000652	0.005709
17.05%	0.031872	0.002296	2.614%	2.00%	0.023124	0.000652	0.005709
17.05%	0.031872	0.002296	2.614%	2.00%	0.023124	0.000652	0.005709
17.05%	0.031872	0.002296	2.614%	2.00%	0.023124	0.000652	0.005709
17.05%	0.031872	0.002296	2.614%	2.00%	0.007582

17.05%	0.031872	0.002296	2.614%	2.00%	0.007582	0.000652	0.005709
17.05%	0.031872	0.002296	2.614%	2.00%	0.007582	0.000652	0.005709
17.05%	0.031872	0.002296	2.614%	2.00%	0.007582	0.000652	0.005709
17.05%	0.031872	0.002296	2.614%	2.00%	0.007582	0.000652	0.005709
17.05%	0.031872	0.002296	2.614%	2.00%	0.007582	0.000652	0.005709
17.05%	0.031872	0.002296	2.614%	2.00%	0.007582	0.000652	0.005709

18	19	20	21	22	23	24	25
Demand Side Man CRF (Demand)	Wind Facility Asset	GEAR COM SL4/5 ($/kWh)	RENEWABLE RESOURCE SL4/5 ($/kWh)	DISPATCHABLE RESOURCE RIDER SL4/5 ($/kWh)	GSPSF Customer Charge (304)	Regulatory Asessment Rider	Customer Charge
0.000562	0.005099	0			$53.27	$0.24	$53.51
0.000562	0.005099	0			$53.27	$0.24	$53.51
0.000562	0.005099	0			$53.27	$0.24	$53.51
0.000562	0.005099	0			$53.27	$0.24	$53.51
0.000562	0.005099	0			$53.27	$0.24	$53.51
0.000562	0.005099	0			$53.27	$0.24	$53.51
0.000562	0.005099	0			$53.27	$0.24	$53.51
0.000562	0.005099	0			$53.27	$0.24	$53.51
0.000562	0.005099	0			$53.27	$0.24	$53.51
0.000562	0.000686	0			$53.27	$0.23	$53.50
0.000562	0.000686	0			$53.27	$0.23	$53.50
0.000562	0.000686	0			$53.27	$0.23	$53.50
0.000562	0.000686	0			$53.27	$0.23	$53.50
0.000562	0.000686	0			$53.27	$0.23	$53.50
0.000562	0.000686	0			$53.27	$0.23	$53.50
0.000562	0.000686	0			$53.27	$0.23	$53.50
0.000607	0.000627	0			$53.27	$0.23	$53.50
0.000607	0.000627	0			$53.27	$0.23	$53.50
0.000607	0.000627	0			$53.27	$0.23	$53.50
0.000607	0.000627	0			$53.27	$0.23	$53.50
0.000607	0.000627	0			$53.27	$0.23	$53.50
0.000607	0.000627	0			$53.27	$0.23	$53.50
0.000607	0.000627	0			$53.27	$0.23	$53.50
0.000607	0.000627	0			$53.27	$0.26	$53.53
0.000607	0.000627	0.000128			$53.27	$0.26	$53.53
0.000607	0.000627	0.000128			$53.27	$0.26	$53.53
0.000607	0.000627	0.000128			$53.27	$0.26	$53.53
0.000607	0.000627	0.000128			$53.27	$0.26	$53.53
0.000661	0.000627	0.000193			$53.27	$0.26	$53.53
0.000808	0.000627	0.000193			$53.27	$0.26	$53.53
0.000808	0.000627	0.000193			$53.27	$0.26	$53.53
0.000808	0.000627	0.000193			$53.27	$0.26	$53.53
0.000808	0.000627	0.000193			$53.27	$0.26	$53.53
0.000808	0.000627	0.000193			$53.27	$0.26	$53.53
0.000808	0.000627	0.000193			$53.27	$0.29	$53.56
0.000808	0.000627	0.000193	0.001642	0.005724	$53.27	$0.29	$53.56
0.000808	0	0.00047	0.002938	0.005724	$53.27	$0.29	$53.56
0.000808	0	0.00047	0.002938	0.005724	$53.27	$0.29	$53.56
0.000808	0	0.00047	0.004573	0.005724	$53.27	$0.29	$53.56
0.000808	0	0.000423	0.004573	0.005724	$53.27	$0.29	$53.56
0.000798	0	0.000423	0.004573	0.005724	$53.27	$0.29	$53.56
0.000798	0	0.000423	0.004573	0.005724	$53.27	$0.29	$53.56

0.000798	0	0.000423	0.004573	0.005724	$53.27	$0.29	$53.56
0.000798	0	0.000423	0.004573	0.005724	$53.27	$0.29	$53.56
0.000798	0	0.000423	0.004573	0.005724	$53.27	$0.29	$53.56
0.000798	0	0.000423	0.004573	0.005724	$53.27	$0.29	$53.56
0.000798	0	0.000423	0.004573	0.005724	$53.27	$0.30	$53.57
0.000798	0	0.000423	0.008866	0.005884	$53.27	$0.30	$53.57
0.000798	0	0.000423	0.008866	0.005884	$53.27	$0.30	$53.57
0.000798	0	0.000423	0.008866	0.005884	$53.27	$0.30	$53.57
0.000798	0	0.000423	0.008866	0.005884	$53.27	$0.30	$53.57
0.000798	0	0.000423	0.008866	0.005884	$53.27	$0.30	$53.57
0.000798	0	0.000423	

0.000798	0	0.000423	$53.27	$0.30	$53.57
0.000798	0	0.000423	$53.27	$0.30	$53.57
0.000798	0	0.000423	$53.27	$0.30	$53.57
0.000798	0	0.000423	$53.27	$0.30	$53.57
0.000798	0	0.000423	$53.27	$0.30	$53.57
0.000798	0	0.000423	$53.27	$0.30	$53.57

26

ENERGY SECURITY RIDER SL4/5 ($kWh)

0.00079
0.00079
0.00079
0.00079
0.00079

1	2	3	4	5	6	7	8	9
Effective Date		LUGSPSF On-Peak < 1500 kWh	LUGSPSF On-Peak > 1500 kWh	LUGSPSF Off-Peak < 1200 kWh	LUGSPSF Off-Peak > 1200 kWh	REACTIVE POWER CHARGE SL5 ($/kVAR)	IRR COM/IND LUGS (% of Base Rate)	FCA SL5 ($/kWh)
9/1/2022		0.04292	0.04935	0.03209	0.01788	0.80	0.00%	0.049716
10/1/2022		0.04292	0.04935	0.03209	0.01788	0.80	0.00%	0.049716
11/1/2022		0.04292	0.04935	0.03209	0.01788	0.80	0.00%	0.049716
12/1/2022		0.04292	0.04935	0.03209	0.01788	0.80	0.00%	0.049716
1/1/2023		0.04292	0.04935	0.03209	0.01788	0.80	0.00%	0.049716
2/1/2023		0.04292	0.04935	0.03209	0.01788	0.80	0.00%	0.049716
3/1/2023		0.04292	0.04935	0.03209	0.01788	0.80	0.00%	0.049716
4/1/2023		0.04292	0.04935	0.03209	0.01788	0.80	0.00%	0.049716
5/1/2023		0.04292	0.04935	0.03209	0.01788	0.80	18.82%	0.049716
6/1/2023		0.04292	0.04935	0.03209	0.01788	0.80	18.82%	0.049716
7/1/2023		0.04292	0.04935	0.03209	0.01788	0.80	26.71%	0.049716
8/1/2023		0.04292	0.04935	0.03209	0.01788	0.80	26.71%	0.049716
9/1/2023		0.04292	0.04935	0.03209	0.01788	0.80	26.71%	0.049716
10/1/2023		0.04292	0.04935	0.03209	0.01788	0.80	26.71%	0.049716
11/1/2023		0.04292	0.04935	0.03209	0.01788	0.80	26.71%	0.049716
12/1/2023		0.04292	0.04935	0.03209	0.01788	0.80	26.71%	0.049716
1/1/2024		0.058776	0.067581	0.043945	0.024485	0.92	0.00%	0.035598
2/1/2024		0.058776	0.067581	0.043945	0.024485	0.92	0.00%	0.035598
3/1/2024		0.058776	0.067581	0.043945	0.024485	0.92	0.00%	0.035598
4/1/2024		0.058776	0.067581	0.043945	0.024485	0.92	0.00%	0.035598
5/1/2024		0.058776	0.067581	0.043945	0.024485	0.92	0.00%	0.04175302
6/1/2024		0.058776	0.067581	0.043945	0.024485	0.92	0.00%	0.04175302
7/1/2024		0.058776	0.067581	0.043945	0.024485	0.92	0.00%	0.04175302
8/1/2024		0.058776	0.067581	0.043945	0.024485	0.92	0.00%	0.04175302
9/1/2024		0.058776	0.067581	0.043945	0.024485	0.92	0.00%	0.04175302
10/1/2024		0.058776	0.067581	0.043945	0.024485	0.92	0.00%	0.04175302
11/1/2024		0.058776	0.067581	0.043945	0.024485	0.92	1.91%	0.027171
12/1/2024		0.058776	0.067581	0.043945	0.024485	0.92	1.91%	0.027171
1/1/2025		0.058776	0.067581	0.043945	0.024485	0.92	1.91%	0.027171
2/1/2025		0.06023	0.069252	0.045032	0.025091	1.03	1.91%	0.027171
3/1/2025		0.06023	0.069252	0.045032	0.025091	1.03	1.91%	0.027171
4/1/2025		0.06023	0.069252	0.045032	0.025091	1.03	1.91%	0.027171
5/1/2025		0.06023	0.069252	0.045032	0.025091	1.03	1.91%	0.039772
6/1/2025		0.06023	0.069252	0.045032	0.025091	1.03	1.91%	0.039772
7/1/2025		0.06023	0.069252	0.045032	0.025091	1.03	1.91%	0.039772
8/1/2025		0.06023	0.069252	0.045032	0.025091	1.03	1.91%	0.039772
9/1/2025		0.06023	0.069252	0.045032	0.025091	1.03	1.91%	0.039772
10/1/2025		0.06023	0.069252	0.045032	0.025091	1.03	1.91%	0.039772
11/1/2025		0.06023	0.069252	0.045032	0.025091	1.03	1.91%	0.026949
12/1/2025		0.06023	0.069252	0.045032	0.025091	1.03	1.91%	0.026949
1/1/2026		0.06023	0.069252	0.045032	0.025091	1.03	1.91%	0.026949
2/1/2026		0.06023	0.069252	0.045032	0.025091	1.03	1.91%	0.026949

3/1/2026	0.06023	0.069252	0.045032	0.025091	1.03	1.91%	0.026949
4/1/2026	0.06023	0.069252	0.045032	0.025091	1.03	1.91%	0.026949
5/1/2026	0.06023	0.069252	0.045032	0.025091	1.03	1.91%	0.031872
6/1/2026	0.06023	0.069252	0.045032	0.025091	1.03	1.91%	0.031872
7/1/2026	0.06023	0.069252	0.045032	0.025091	1.03	17.05%	0.031872
8/1/2026	0.06023	0.069252	0.045032	0.025091	1.03	17.05%	0.031872
9/1/2026	0.06023	0.069252	0.045032	0.025091	1.03	17.05%	0.031872
10/1/2026	0.06023	0.069252	0.045032	0.025091	1.03	17.05%	0.031872
11/1/2026	0.06023	0.069252	0.045032	0.025091	1.03	17.05%	0.031872
12/1/2026	0.06023	0.069252	0.045032	0.025091	1.03	17.05%	0.031872
1/1/2027					1.03	17.05%	0.031872
2/1/2027					1.03	17.05%	0.031872
3/1/2027					1.03	17.05%	0.031872
4/1/2027					1.03	17.05%	0.031872
5/1/2027					1.03	17.05%	0.031872
6/1/2027					1.03	17.05%	0.031872
7/1/2027					1.03	17.05%	0.031872
8/1/2027					1.03	17.05%	0.031872
9/1/2027					1.03	17.05%	0.031872
10/1/2027					1.03	17.05%	0.031872
11/1/2027					1.03	17.05%	0.031872
12/1/2027					1.03	17.05%	0.031872
1/1/2028					1.03	17.05%	0.031872
2/1/2028					1.03	17.05%	0.031872
3/1/2028					1.03	17.05%	0.031872
4/1/2028					1.03	17.05%	0.031872
5/1/2028					1.03	17.05%	0.031872
6/1/2028					1.03	17.05%	0.031872
7/1/2028					1.03	17.05%	0.031872
8/1/2028					1.03	17.05%	0.031872
9/1/2028					1.03	17.05%	0.031872
10/1/2028					1.03	17.05%	0.031872
11/1/2028					1.03	17.05%	0.031872
12/1/2028					1.03	17.05%	0.031872
1/1/2029					1.03	17.05%	0.031872
2/1/2029					1.03	17.05%	0.031872
3/1/2029					1.03	17.05%	0.031872
4/1/2029					1.03	17.05%	0.031872
5/1/2029					1.03	17.05%	0.031872
6/1/2029					1.03	17.05%	0.031872
7/1/2029					1.03	17.05%	0.031872
8/1/2029					1.03	17.05%	0.031872
9/1/2029					1.03	17.05%	0.031872
10/1/2029					1.03	17.05%	0.031872
11/1/2029					1.03	17.05%	0.031872
12/1/2029					1.03	17.05%	0.031872
1/1/2030					1.03	17.05%	0.031872
2/1/2030					1.03	17.05%	0.031872
3/1/2030					1.03	17.05%	0.031872

4/1/2030	1.03	17.05%	0.031872
5/1/2030	1.03	17.05%	0.031872
6/1/2030	1.03	17.05%	0.031872
7/1/2030	1.03	17.05%	0.031872
8/1/2030	1.03	17.05%	0.031872
9/1/2030	1.03	17.05%	0.031872
10/1/2030		17.05%	0.031872
11/1/2030		17.05%	0.031872
12/1/2030		17.05%	0.031872
1/1/2031		17.05%	0.031872
2/1/2031		17.05%	0.031872
3/1/2031		17.05%	0.031872
4/1/2031		17.05%	0.031872
5/1/2031		17.05%	0.031872
6/1/2031		17.05%	0.031872
7/1/2031		17.05%	0.031872
8/1/2031		17.05%	0.031872
9/1/2031		17.05%	0.031872
10/1/2031		17.05%	0.031872
11/1/2031		17.05%	0.031872
12/1/2031		17.05%	0.031872
1/1/2032		17.05%	0.031872
2/1/2032		17.05%	0.031872
3/1/2032		17.05%	0.031872
4/1/2032		17.05%	0.031872
5/1/2032		17.05%	0.031872
6/1/2032		17.05%	0.031872
7/1/2032		17.05%	0.031872
8/1/2032		17.05%	0.031872
9/1/2032		17.05%	0.031872
10/1/2032		17.05%	0.031872
11/1/2032		17.05%	0.031872
12/1/2032		17.05%	0.031872
1/1/2033		17.05%	0.031872
2/1/2033		17.05%	0.031872
3/1/2033		17.05%	0.031872
4/1/2033		17.05%	0.031872
5/1/2033		17.05%	0.031872
6/1/2033		17.05%	0.031872
7/1/2033		17.05%	0.031872
8/1/2033		17.05%	0.031872
9/1/2033		17.05%	0.031872
10/1/2033		17.05%	0.031872
11/1/2033		17.05%	0.031872
12/1/2033		17.05%	0.031872
1/1/2034		17.05%	0.031872
2/1/2034		17.05%	0.031872
3/1/2034		17.05%	0.031872
4/1/2034		17.05%	0.031872

5/1/2034	17.05%	0.031872
6/1/2034	17.05%	0.031872
7/1/2034	17.05%	0.031872
8/1/2034	17.05%	0.031872
9/1/2034	17.05%	0.031872
10/1/2034	17.05%	0.031872
11/1/2034	17.05%	0.031872
12/1/2034	17.05%	0.031872
1/1/2035	17.05%	0.031872
2/1/2035	17.05%	0.031872
3/1/2035	17.05%	0.031872
4/1/2035	17.05%	0.031872
5/1/2035	17.05%	0.031872

10	11	12	13	14	15	16	17
WINTER STORM SL4/5 ($/kWh)	Tax Change Rider	Franchise Fee	Total Rider	SPPTC SL5 ($/kWh)	Demand Side Man CRF (Energy)	Demand Side Man CRF (Demand)	Wind Facility Asset
0.002461	-3.022%	2.00%	0.008491	-0.000921	0.003751	0.000562	0.005099
0.002461	-3.022%	2.00%	0.008491	-0.000921	0.003751	0.000562	0.005099
0.002461	-3.022%	2.00%	0.008491	-0.000921	0.003751	0.000562	0.005099
0.002461	-3.022%	2.00%	0.008491	-0.000921	0.003751	0.000562	0.005099
0.002461	-3.022%	2.00%	0.008491	-0.000921	0.003751	0.000562	0.005099
0.002461	-3.022%	2.00%	0.008185	-0.001227	0.003751	0.000562	0.005099
0.002461	-3.022%	2.00%	0.008185	-0.001227	0.003751	0.000562	0.005099
0.002461	-3.022%	2.00%	0.008185	-0.001227	0.003751	0.000562	0.005099
0.002461	-3.022%	2.00%	0.008185	-0.001227	0.003751	0.000562	0.005099
0.002461	-3.022%	2.00%	0.003772	-0.001227	0.003751	0.000562	0.000686
0.002461	-3.022%	2.00%	0.003772	-0.001227	0.003751	0.000562	0.000686
0.002096	-3.022%	2.00%	0.003772	-0.001227	0.003751	0.000562	0.000686
0.002096	-3.022%	2.00%	0.003772	-0.001227	0.003751	0.000562	0.000686
0.002096	-3.022%	2.00%	0.003772	-0.001227	0.003751	0.000562	0.000686
0.002096	-3.022%	2.00%	0.003772	-0.001227	0.003751	0.000562	0.000686
0.002096	-3.022%	2.00%	0.003772	-0.001227	0.003751	0.000562	0.000686
0.002351	-0.208%	2.00%	0.005033	-0.000375	0.004174	0.000607	0.000627
0.002351	-0.208%	2.00%	0.005033	-0.000375	0.004174	0.000607	0.000627
0.002351	-0.208%	2.00%	0.005033	-0.000375	0.004174	0.000607	0.000627
0.002351	-0.208%	2.00%	0.005033	-0.000375	0.004174	0.000607	0.000627
0.002351	-0.208%	2.00%	0.005033	-0.000375	0.004174	0.000607	0.000627
0.002351	-0.208%	2.00%	0.005033	-0.000375	0.004174	0.000607	0.000627
0.002351	-0.208%	2.00%	0.005033	-0.000375	0.004174	0.000607	0.000627
0.002572	-0.208%	2.00%	0.005033	-0.000375	0.004174	0.000607	0.000627
0.002572	-0.208%	2.00%	0.005161	-0.000375	0.004174	0.000607	0.000627
0.002572	-0.208%	2.00%	0.005161	-0.000375	0.004174	0.000607	0.000627
0.002572	-0.208%	2.00%	0.005161	-0.000375	0.004174	0.000607	0.000627
0.002572	-0.208%	2.00%	0.005161	-0.000375	0.004174	0.000607	0.000627
0.002572	-0.208%	2.00%	0.007163	0.000652	0.00503	0.000661	0.000627
0.002572	-0.208%	2.00%	0.007758	0.000652	0.005478	0.000808	0.000627
0.002572	-0.208%	2.00%	0.007758	0.000652	0.005478	0.000808	0.000627
0.002572	-0.208%	2.00%	0.007758	0.000652	0.005478	0.000808	0.000627
0.002572	-0.208%	2.00%	0.007758	0.000652	0.005478	0.000808	0.000627
0.002572	-0.208%	2.00%	0.007758	0.000652	0.005478	0.000808	0.000627
0.002572	-0.208%	2.00%	0.007758	0.000652	0.005478	0.000808	0.000627
0.002573	-0.208%	2.00%	0.015124	0.000652	0.005478	0.000808	0.000627
0.002573	2.802%	2.00%	0.01607	0.000652	0.005478	0.000808	0
0.002573	2.802%	2.00%	0.01607	0.000652	0.005478	0.000808	0
0.002573	2.802%	2.00%	0.017705	0.000652	0.005478	0.000808	0
0.002573	2.802%	2.00%	0.017658	0.000652	0.005478	0.000808	0
0.002573	2.614%	2.00%	0.017879	0.000652	0.005709	0.000798	0
0.002573	2.614%	2.00%	0.017879	0.000652	0.005709	0.000798	0

0.002873	2.614%	2.00%	0.017879	0.000652	0.005709	0.000798	0
0.002873	2.614%	2.00%	0.017879	0.000652	0.005709	0.000798	0
0.002873	2.614%	2.00%	0.017879	0.000652	0.005709	0.000798	0
0.002873	2.614%	2.00%	0.017879	0.000652	0.005709	0.000798	0
0.002873	2.614%	2.00%	0.017879	0.000652	0.005709	0.000798	0
0.002296	2.614%	2.00%	0.023124	0.000652	0.005709	0.000798	0
0.002296	2.614%	2.00%	0.023124	0.000652	0.005709	0.000798	0
0.002296	2.614%	2.00%	0.023124	0.000652	0.005709	0.000798	0
0.002296	2.614%	2.00%	0.023124	0.000652	0.005709	0.000798	0
0.002296	2.614%	2.00%	0.023124	0.000652	0.005709	0.000798	0
0.002296	2.614%	2.00%	0.007582

0.002296	2.614%	2.00%	0.007582	0.000652	0.005709	0.000798	0

0.002296	2.614%	2.00%		
0.002296	2.614%	2.00%		
0.002296	2.614%	2.00%		
0.002296	2.614%	2.00%		
0.002296	2.614%	2.00%		
0.002296	2.614%	2.00%		
0.002296	2.614%	2.00%		
0.002296	2.614%	2.00%		
0.002296	2.614%	2.00%		
0.002296	2.614%	2.00%		
0.002296	2.614%	2.00%		
0.002296	2.614%	2.00%		
0.002296	2.614%	2.00%		

18	19	20	21	22	23	24
GEAR COM SL4/5 ($/kWh)	RENEWABLE RESOURCE SL4/5 ($/kWh)	DISPATCHABLE RESOURCE RIDER SL4/5 ($/kWh)	LUGSPSF Customer Charge (314)	Regulatory Asessment Rider	Customer Charge	ENERGY SECURITY RIDER SL4/5 ($kWh)
0			$30.41	$0.24	$30.65	
0			$30.41	$0.24	$30.65	
0			$30.41	$0.24	$30.65	
0			$30.41	$0.24	$30.65	
0			$30.41	$0.24	$30.65	
0			$30.41	$0.24	$30.65	
0			$30.41	$0.24	$30.65	
0			$30.41	$0.24	$30.65	
0			$30.41	$0.24	$30.65	
0			$30.41	$0.23	$30.64	
0			$30.41	$0.23	$30.64	
0			$30.41	$0.23	$30.64	
0			$30.41	$0.23	$30.64	
0			$30.41	$0.23	$30.64	
0			$30.41	$0.23	$30.64	
0			$30.41	$0.23	$30.64	
0			$30.41	$0.23	$30.64	
0			$30.41	$0.23	$30.64	
0			$30.41	$0.23	$30.64	
0			$30.41	$0.23	$30.64	
0			$30.41	$0.23	$30.64	
0			$30.41	$0.26	$30.67	
0			$30.41	$0.26	$30.67	
0.000128			$30.41	$0.26	$30.67	
0.000128			$30.41	$0.26	$30.67	
0.000128			$30.41	$0.26	$30.67	
0.000128			$30.41	$0.26	$30.67	
0.000193			$30.41	$0.26	$30.67	
0.000193			$30.41	$0.26	$30.67	
0.000193			$30.41	$0.26	$30.67	
0.000193			$30.41	$0.26	$30.67	
0.000193			$30.41	$0.26	$30.67	
0.000193			$30.41	$0.26	$30.67	
0.000193			$30.41	$0.29	$30.70	
0.000193	0.001642	0.005724	$30.41	$0.29	$30.70	
0.00047	0.002938	0.005724	$30.41	$0.29	$30.70	
0.00047	0.002938	0.005724	$30.41	$0.29	$30.70	
0.00047	0.004573	0.005724	$30.41	$0.29	$30.70	
0.000423	0.004573	0.005724	$30.41	$0.29	$30.70	
0.000423	0.004573	0.005724	$30.41	$0.29	$30.70	
0.000423	0.004573	0.005724	$30.41	$0.29	$30.70	

0.000423	0.004573	0.005724	$30.41	$0.29	$30.70	
0.000423	0.004573	0.005724	$30.41	$0.29	$30.70	
0.000423	0.004573	0.005724	$30.41	$0.29	$30.70	
0.000423	0.004573	0.005724	$30.41	$0.29	$30.70	
0.000423	0.004573	0.005724	$30.41	$0.30	$30.71	
0.000423	0.008866	0.005884	$30.41	$0.30	$30.71	0.000792
0.000423	0.008866	0.005884	$30.41	$0.30	$30.71	0.000792
0.000423	0.008866	0.005884	$30.41	$0.30	$30.71	0.000792
0.000423	0.008866	0.005884	$30.41	$0.30	$30.71	0.000792
0.000423	0.008866	0.005884	$30.41	$0.30	$30.71	0.000792
0.000423			$30.41	$0.30	$30.71

0.000423	$30.41	$0.30	$30.71
0.000423	$30.41	$0.30	$30.71
0.000423	$30.41	$0.30	$30.71
0.000423	$30.41	$0.30	$30.71
0.000423	$30.41	$0.30	$30.71
0.000423	$30.41	$0.30	$30.71
	$30.41	$0.30	$30.71
	$30.41	$0.30	$30.71

$30.41	$0.30
$30.41	$0.30
$30.41	$0.30
$30.41	$0.30
$30.41	$0.30
$30.41	$0.30
$30.41	$0.30
$30.41	$0.30
$30.41	$0.30
$30.41	$0.30
$30.41	$0.30
$30.41	$0.30
$30.41	$0.30

Read Date	Bill	KWH	KW metered	KW billed
2/17/2025	E-62-0-8	5760		
3/18/2025		4560		
4/16/2025		3280		
5/16/2025		4080		
6/17/2025		4560		
7/17/2025		6080		
8/15/2025		10320		
9/15/2025		9360		
10/15/2025		7920		
11/13/2025		4080		
12/16/2025		5440		
1/19/2026		5440		
2/17/2026		5760		
3/18/2026		3760		
4/17/26		4080		
5/18/26		4960		
2/17/2025	E-50-0-9	7744		
3/18/2025		7220		
4/16/2025		7834		
5/16/2025		9154		
6/17/2025		7888		
7/17/2025		8235		
8/15/2025		10797		
9/16/2025		13165		
10/15/2025		11282		
11/13/2025		8472		
12/16/2025		8429		
1/19/2026		8390		
2/17/2026		7433		
3/18/2026		7737		
4/17/26		9807		
5/18/26		10412		
2/17/2025	E-77-1-2	2369		
3/18/2025		1900		
4/16/2025		1636		
5/16/2025		2112		
6/17/2025		1920		
7/17/2025		3654		
8/15/2025		6114		
9/16/2025		5017		
10/15/2025		4103		
11/13/2025		2546		
12/16/2025		3066		
1/19/2026		2894		
2/17/2026		2692		
3/18/2026		2542		

4/17/26		2019
5/18/26		2362
2/17/2025	E-62-1-3	3120
3/18/2025		2640
4/16/2025		2080
5/16/2025		2320
6/17/2025		3560
7/17/2025		9240
8/15/2025		9320
9/16/2025		11040
10/15/2025		8200
11/13/2025		6960
12/16/2025		6240
1/19/2026		3240
2/17/2026		3000
3/18/2026		2440
4/17/26		2360
5/18/26		4840
2/17/2025	E-62-1-6	16320
3/18/2025		10240
4/16/2025		6320
5/16/2025		7520
6/17/2025		11840
7/17/2025		14880
8/15/2025		21280
9/16/2025		18720
10/15/2025		15600
11/13/2025		7680
12/16/2025		9840
1/19/2026		9600
2/17/26		12720
3/18/26		7840
4/17/26		9360
5/18/26		9360

Read Date	Gas Bill	Gas usage
2/25/2025	G-4340	218.5
3/25/2025		66.3
4/25/2025		48.4
5/27/2025		15.7
6/24/2025		5.1
7/23/2025		5.9
8/21/2025		11.3
9/23/2025		15.4
10/23/2025		14.9
11/19/2025		28.7
12/22/2025		126.7
1/22/2026		110.7
2/25/26		153.2
3/24/26		43.0
4/23/26		20.2
5/26/26		17.5
2/25/2025	G-9147	393.4
3/25/2025		97.4
4/24/2025		48.9
5/27/2025		8.5
6/24/2025		7.5
7/23/2025		8.0
8/21/2025		8.0
9/23/2025		9.4
10/23/2025		8.5
11/19/2025		29.7
12/22/2025		208.7
1/22/2026		210.5
2/25/2026		270.2
3/24/2026		50.3
4/23/2026		15.9
5/26/2026		12.5
2/25/2025	G-1162	44.6
3/25/2025		13.8
4/24/2025		5.2
5/27/2025		0.9
6/24/2025		0.5
7/23/2025		0.5
8/21/2025		0.5
9/23/2025		0.7
10/23/2025		0.7
11/19/2025		6.0
12/22/2025		25.0
1/22/2026		25.8
2/25/26		33.7
3/24/26		8.1

4/23/26		3.1
5/26/26		1.7
2/25/2025	G-3691	193.7
3/25/2025		61.6
4/24/2025		31.1
5/27/2025		2.3
6/24/2025		1.5
7/23/2025		1.4
8/21/2025		1.3
9/23/2025		1.9
10/23/2025		1.8
11/19/2025		22.2
12/22/2025		114.8
1/22/2026		93.7
2/25/26		145.6
3/24/26		15.6
4/23/26		4.3
5/26/26		0.3

DELETE ROWS 1 through 6				https://www.abraxasenergy.com/software-pr		
Format ID	Meter Name	Account #	Utility	BTU/unit Factor	BTUH/unit	Year
File Type (MT1)	Meter Setup -> NAME	Meter Setup -> ACCOUNT	UTILITY TYPE	BTU/unit Factor	BTUH/unit	Ending Read date YEAR
MT1	Elec 04600.00	Elec 04600.00	E	3413	3413	2014
MT1	Gas 17349	XYZ-Electric69	U	1020000	1000	2014
MT1	E-956-316-162-0-8	E-613658684	E	3413	3413	2025
MT1	E-956-316-162-0-8	E-613658684	E	3413	3413	2025
MT1	E-956-316-162-0-8	E-613658684	E	3413	3413	2025
MT1	E-956-316-162-0-8	E-613658684	E	3413	3413	2025
MT1	E-956-316-162-0-8	E-613658684	E	3413	3413	2025
MT1	E-956-316-162-0-8	E-613658684	E	3413	3413	2025
MT1	E-956-316-162-0-8	E-613658684	E	3413	3413	2025
MT1	E-956-316-162-0-8	E-613658684	E	3413	3413	2025
MT1	E-956-316-162-0-8	E-613658684	E	3413	3413	2025
MT1	E-956-316-162-0-8	E-613658684	E	3413	3413	2025
MT1	E-956-316-162-0-8	E-613658684	E	3413	3413	2025
MT1	E-956-316-162-0-8	E-613658684	E	3413	3413	2026
MT1	E-956-316-162-0-8	E-613658684	E	3413	3413	2026
MT1	E-956-316-162-0-8	E-613658684	E	3413	3413	2026
MT1	E-956-316-162-0-8	E-613658684	E	3413	3413	2026
MT1	E-956-316-162-0-8	E-613658684	E	3413	3413	2026
x	x	x	x	x	x	x
MT1	E-956-700-950-0-9	E-696370619	E	3413	3413	2025
MT1	E-956-700-950-0-9	E-696370619	E	3413	3413	2025
MT1	E-956-700-950-0-9	E-696370619	E	3413	3413	2025
MT1	E-956-700-950-0-9	E-696370619	E	3413	3413	2025
MT1	E-956-700-950-0-9	E-696370619	E	3413	3413	2025
MT1	E-956-700-950-0-9	E-696370619	E	3413	3413	2025
MT1	E-956-700-950-0-9	E-696370619	E	3413	3413	2025
MT1	E-956-700-950-0-9	E-696370619	E	3413	3413	2025
MT1	E-956-700-950-0-9	E-696370619	E	3413	3413	2025
MT1	E-956-700-950-0-9	E-696370619	E	3413	3413	2025
MT1	E-956-700-950-0-9	E-696370619	E	3413	3413	2026
MT1	E-956-700-950-0-9	E-696370619	E	3413	3413	2026
MT1	E-956-700-950-0-9	E-696370619	E	3413	3413	2026
MT1	E-956-700-950-0-9	E-696370619	E	3413	3413	2026
MT1	E-956-700-950-0-9	E-696370619	E	3413	3413	2026
x	x	x	x	x	x	x
MT1	E-955-828-377-1-2	E-696370618	E	3413	3413	2025
MT1	E-955-828-377-1-2	E-696370618	E	3413	3413	2025

MT1	E-955-828-377-1-2	E-696370618	E	3413	3413	2025
MT1	E-955-828-377-1-2	E-696370618	E	3413	3413	2025
MT1	E-955-828-377-1-2	E-696370618	E	3413	3413	2025
MT1	E-955-828-377-1-2	E-696370618	E	3413	3413	2025
MT1	E-955-828-377-1-2	E-696370618	E	3413	3413	2025
MT1	E-955-828-377-1-2	E-696370618	E	3413	3413	2025
MT1	E-955-828-377-1-2	E-696370618	E	3413	3413	2025
MT1	E-955-828-377-1-2	E-696370618	E	3413	3413	2025
MT1	E-955-828-377-1-2	E-696370618	E	3413	3413	2025
MT1	E-955-828-377-1-2	E-696370618	E	3413	3413	2026
MT1	E-955-828-377-1-2	E-696370618	E	3413	3413	2026
MT1	E-955-828-377-1-2	E-696370618	E	3413	3413	2026
MT1	E-955-828-377-1-2	E-696370618	E	3413	3413	2026
MT1	E-955-828-377-1-2	E-696370618	E	3413	3413	2026
x	x	x	x	x	x	x
MT1	E-951-706-162-1-3	E-561266795	E	3413	3413	2025
MT1	E-951-706-162-1-3	E-561266795	E	3413	3413	2025
MT1	E-951-706-162-1-3	E-561266795	E	3413	3413	2025
MT1	E-951-706-162-1-3	E-561266795	E	3413	3413	2025
MT1	E-951-706-162-1-3	E-561266795	E	3413	3413	2025
MT1	E-951-706-162-1-3	E-561266795	E	3413	3413	2025
MT1	E-951-706-162-1-3	E-561266795	E	3413	3413	2025
MT1	E-951-706-162-1-3	E-561266795	E	3413	3413	2025
MT1	E-951-706-162-1-3	E-561266795	E	3413	3413	2025
MT1	E-951-706-162-1-3	E-561266795	E	3413	3413	2025
MT1	E-951-706-162-1-3	E-561266795	E	3413	3413	2026
MT1	E-951-706-162-1-3	E-561266795	E	3413	3413	2026
MT1	E-951-706-162-1-3	E-561266795	E	3413	3413	2026
MT1	E-951-706-162-1-3	E-561266795	E	3413	3413	2026
MT1	E-951-706-162-1-3	E-561266795	E	3413	3413	2026
x	x	x	x	x	x	x
MT1	E-950-116-162-1-6	E-613658683	E	3413	3413	2025
MT1	E-950-116-162-1-6	E-613658683	E	3413	3413	2025
MT1	E-950-116-162-1-6	E-613658683	E	3413	3413	2025
MT1	E-950-116-162-1-6	E-613658683	E	3413	3413	2025
MT1	E-950-116-162-1-6	E-613658683	E	3413	3413	2025
MT1	E-950-116-162-1-6	E-613658683	E	3413	3413	2025
MT1	E-950-116-162-1-6	E-613658683	E	3413	3413	2025
MT1	E-950-116-162-1-6	E-613658683	E	3413	3413	2025
MT1	E-950-116-162-1-6	E-613658683	E	3413	3413	2025
MT1	E-950-116-162-1-6	E-613658683	E	3413	3413	2025
MT1	E-950-116-162-1-6	E-613658683	E	3413	3413	2025
MT1	E-950-116-162-1-6	E-613658683	E	3413	3413	2026
MT1	E-950-116-162-1-6	E-613658683	E	3413	3413	2026
MT1	E-950-116-162-1-6	E-613658683	E	3413	3413	2026
MT1	E-950-116-162-1-6	E-613658683	E	3413	3413	2026
x	x	x	x	x	x	x

MT1	G-A33006194340	G-210100017931	U	1020000	1000	2025
MT1	G-A33006194340	G-210100017931	U	1020000	1000	2025
MT1	G-A33006194340	G-210100017931	U	1020000	1000	2025
MT1	G-A33006194340	G-210100017931	U	1020000	1000	2025
MT1	G-A33006194340	G-210100017931	U	1020000	1000	2025
MT1	G-A33006194340	G-210100017931	U	1020000	1000	2025
MT1	G-A33006194340	G-210100017931	U	1020000	1000	2025
MT1	G-A33006194340	G-210100017931	U	1020000	1000	2025
MT1	G-A33006194340	G-210100017931	U	1020000	1000	2025
MT1	G-A33006194340	G-210100017931	U	1020000	1000	2025
MT1	G-A33006194340	G-210100017931	U	1020000	1000	2025
MT1	G-A33006194340	G-210100017931	U	1020000	1000	2026
MT1	G-A33006194340	G-210100017931	U	1020000	1000	2026
MT1	G-A33006194340	G-210100017931	U	1020000	1000	2026
MT1	G-A33006194340	G-210100017931	U	1020000	1000	2026
MT1	G-A33006194340	G-210100017931	U	1020000	1000	2026
x	x	x	x	x	x	x
MT1	G-A33006029147	G-210100017931	U	1020000	1000	2025
MT1	G-A33006029147	G-210100017931	U	1020000	1000	2025
MT1	G-A33006029147	G-210100017931	U	1020000	1000	2025
MT1	G-A33006029147	G-210100017931	U	1020000	1000	2025
MT1	G-A33006029147	G-210100017931	U	1020000	1000	2025
MT1	G-A33006029147	G-210100017931	U	1020000	1000	2025
MT1	G-A33006029147	G-210100017931	U	1020000	1000	2025
MT1	G-A33006029147	G-210100017931	U	1020000	1000	2025
MT1	G-A33006029147	G-210100017931	U	1020000	1000	2025
MT1	G-A33006029147	G-210100017931	U	1020000	1000	2025
MT1	G-A33006029147	G-210100017931	U	1020000	1000	2025
MT1	G-A33006029147	G-210100017931	U	1020000	1000	2026
MT1	G-A33006029147	G-210100017931	U	1020000	1000	2026
MT1	G-A33006029147	G-210100017931	U	1020000	1000	2026
MT1	G-A33006029147	G-210100017931	U	1020000	1000	2026
x	x	x	x	x	x	x
MT1	G-A30001391162	G-210100277539	U	1020000	1000	2025
MT1	G-A30001391162	G-210100277539	U	1020000	1000	2025
MT1	G-A30001391162	G-210100277539	U	1020000	1000	2025
MT1	G-A30001391162	G-210100277539	U	1020000	1000	2025
MT1	G-A30001391162	G-210100277539	U	1020000	1000	2025
MT1	G-A30001391162	G-210100277539	U	1020000	1000	2025
MT1	G-A30001391162	G-210100277539	U	1020000	1000	2025
MT1	G-A30001391162	G-210100277539	U	1020000	1000	2025
MT1	G-A30001391162	G-210100277539	U	1020000	1000	2025
MT1	G-A30001391162	G-210100277539	U	1020000	1000	2025
MT1	G-A30001391162	G-210100277539	U	1020000	1000	2026
MT1	G-A30001391162	G-210100277539	U	1020000	1000	2026
MT1	G-A30001391162	G-210100277539	U	1020000	1000	2026
MT1	G-A30001391162	G-210100277539	U	1020000	1000	2026

MT1	G-A30001391162	G-210100277539	U	1020000	1000	2026
x	x	x	x	x	x	x
MT1	G-A30001283691	G-210100017931	U	1020000	1000	2025
MT1	G-A30001283691	G-210100017931	U	1020000	1000	2025
MT1	G-A30001283691	G-210100017931	U	1020000	1000	2025
MT1	G-A30001283691	G-210100017931	U	1020000	1000	2025
MT1	G-A30001283691	G-210100017931	U	1020000	1000	2025
MT1	G-A30001283691	G-210100017931	U	1020000	1000	2025
MT1	G-A30001283691	G-210100017931	U	1020000	1000	2025
MT1	G-A30001283691	G-210100017931	U	1020000	1000	2025
MT1	G-A30001283691	G-210100017931	U	1020000	1000	2025
MT1	G-A30001283691	G-210100017931	U	1020000	1000	2025
MT1	G-A30001283691	G-210100017931	U	1020000	1000	2025
MT1	G-A30001283691	G-210100017931	U	1020000	1000	2025
MT1	G-A30001283691	G-210100017931	U	1020000	1000	2026
MT1	G-A30001283691	G-210100017931	U	1020000	1000	2026
MT1	G-A30001283691	G-210100017931	U	1020000	1000	2026
MT1	G-A30001283691	G-210100017931	U	1020000	1000	2026
MT1	G-A30001283691	G-210100017931	U	1020000	1000	2026
x	x	x	x	x	x	x

roducts/metrix/tutorials/4/

Month	Day	Number of days	Total Cost	Miscellaneous	Credit	Tax	On Peak Quantity Cost	On Peak Quantity
Ending Read date MONTH	Ending Read date DAY	Number of days in billing period	Dollars					Consumption
8	21	33	4418.89	0	0	0		35400
8	18	32	46.24	0	0	0		1.6
2	17	30						5760
3	18	29						4560
4	16	29						3280
5	16	30						4080
6	17	32						4560
7	17	30						6080
8	15	29						10320
9	15	31						9360
10	15	30						7920
11	13	29						4080
12	16	33						5440
1	19	34						5440
2	17	29						5760
3	18	29						3760
4	17	30						4080
5	18	31						4960
x	x	x	x	x	x	x	x	x
2	17	30						7744
3	18	29						7220
4	16	29						7834
5	16	30						9154
6	17	32						7888
7	17	30						8235
8	15	29						10797
9	16	32						13165
10	15	29						11282
11	13	29						8472
12	16	33						8429
1	19	34						8390
2	17	29						7433
3	18	29						7737
4	17	30						9807
5	18	31						10412
x	x	x	x	x	x	x	x	x
2	17	30						2369
3	18	29						1900

4	16	29						1636
5	16	30						2112
6	17	32						1920
7	17	30						3654
8	15	29						6114
9	16	32						5017
10	15	29						4103
11	13	29						2546
12	16	33						3066
1	19	34						2894
2	17	29						2692
3	18	29						2542
4	17	30						2019
5	18	31						2362
x	x	x	x	x	x	x	x	x
2	17	30						3120
3	18	29						2640
4	16	29						2080
5	16	30						2320
6	17	32						3560
7	17	30						9240
8	15	29						9320
9	16	32						11040
10	15	29						8200
11	13	29						6960
12	16	33						6240
1	19	34						3240
2	17	29						3000
3	18	29						2440
4	17	30						2360
5	18	31						4840
x	x	x	x	x	x	x	x	x
2	17	30						16320
3	18	29						10240
4	16	29						6320
5	16	30						7520
6	17	32						11840
7	17	30						14880
8	15	29						21280
9	16	32						18720
10	15	29						15600
11	13	29						7680
12	16	33						9840
1	19	34						9600
2	17	29						12720
3	18	29						7840
4	17	30						9360
5	18	31						9360
x	x	x	x	x	x	x	x	x

2	25	30							218.5
3	25	28							66.3
4	25	31							48.4
5	27	32							15.7
6	24	28							5.1
7	23	29							5.9
8	21	29							11.3
9	23	33							15.4
10	23	30							14.9
11	19	27							28.7
12	22	33							126.7
1	22	31							110.7
2	25	34							153.2
3	24	27							43.0
4	23	30							20.2
5	26	33							17.5
x	x	x	x	x	x	x	x	x	
2	25	30							393.4
3	25	28							97.4
4	24	30							48.9
5	27	33							8.5
6	24	28							7.5
7	23	29							8.0
8	21	29							8.0
9	23	33							9.4
10	23	30							8.5
11	19	27							29.7
12	22	33							208.7
1	22	31							210.5
2	25	34							270.2
3	24	27							50.3
4	23	30							15.9
5	26	33							12.5
x	x	x	x	x	x	x	x	x	
2	25	30							44.6
3	25	28							13.8
4	24	30							5.2
5	27	33							0.9
6	24	28							0.5
7	23	29							0.5
8	21	29							0.5
9	23	33							0.7
10	23	30							0.7
11	19	27							6.0
12	22	33							25.0
1	22	31							25.8
2	25	34							33.7
3	24	27							8.1
4	23	30							3.1

	5	26	33						1.7
x	x	x	x	x	x	x	x	x	
	2	25	30						193.7
	3	25	28						61.6
	4	24	30						31.1
	5	27	33						2.3
	6	24	28						1.5
	7	23	29						1.4
	8	21	29						1.3
	9	23	33						1.9
	10	23	30						1.8
	11	19	27						22.2
	12	22	33						114.8
	1	22	31						93.7
	2	25	34						145.6
	3	24	27						15.6
	4	23	30						4.3
	5	26	33						0.3
x	x	x	x	x	x	x	x	x	

Off Peak Quantity Cost	Off Peak Quantity	Partial Peak Cost	Partial Peak Quantity	Super Off Peak Cost	Super Off Peak Quantity	On Peak Demand Cost	On Peak Demand	Off Peak Demand Cost
							AKW	
x	x	x	x	x	x	x		
x	x	x	x	x	x	x		

x x x x x x x

x x x x x x x

x x x x x x x

x x x x x x x

x x x x x x x

x x x x x x x

x x x x x x x

Off Peak Demand	Partial Peak Demand Cost	Partial Peak Demand	Super Off Peak Demand Cost	Super Off Peak Demand	On Peak rkVAh Cost	On Peak rkVAh	Off Peak rkVAh Cost	Off Peak rkVAh
BKW								

Partial Peak rkVAh Cost	Partial Peak rkVAh	Super Off Peak rkVAh Cost	Super Off Peak rkVAh	On Peak Power Factor Cost	On Peak Power Factor %	Off Peak Power Factor Cost	Off Peak Power Factor %	Partial Peak Power Factor Cost

Partial Peak Power Factor %	Super Off Peak PF Cost	Super Off Peak PF %

Screen Shot Elec 62-D-8 **Sterling PS**

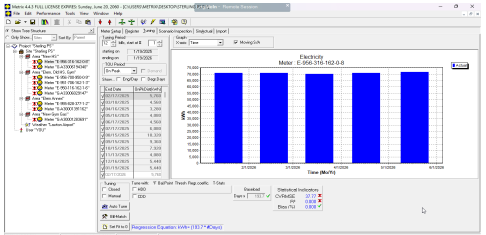

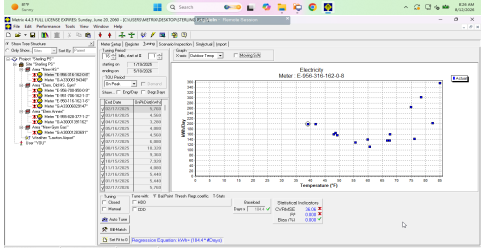

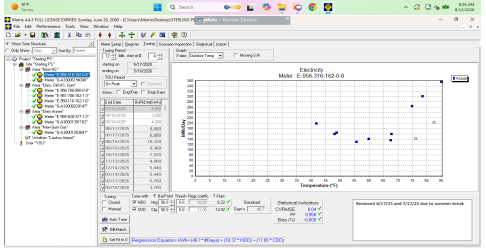

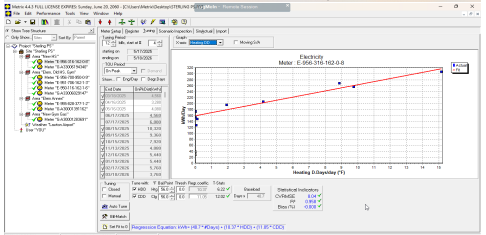

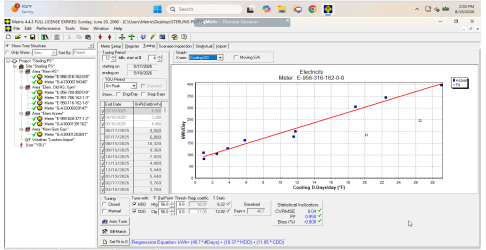

Screen Shot Elec 50-0-9 **Sterling PS**

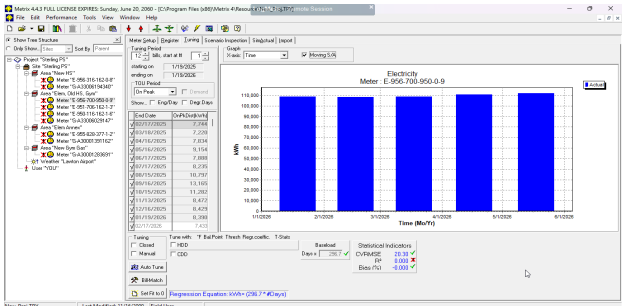

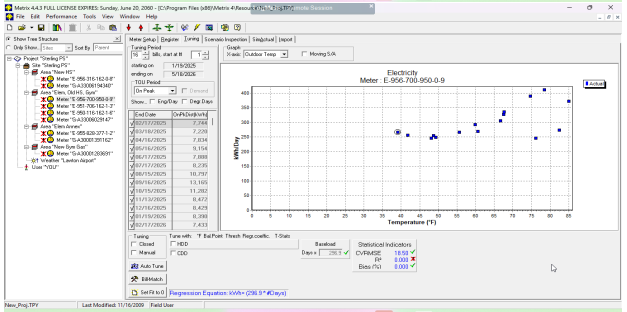

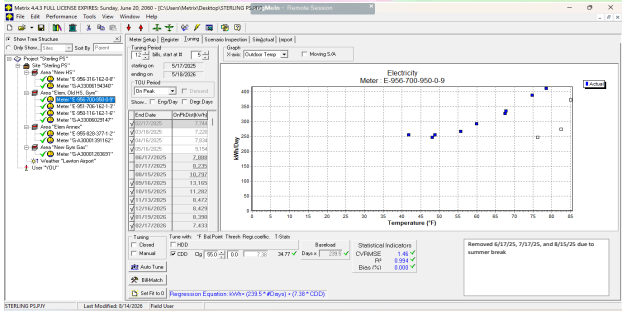

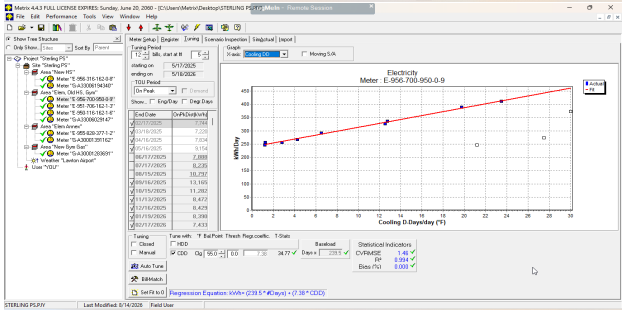

Screen Shot Elec 77-1-2 **Sterling PS**

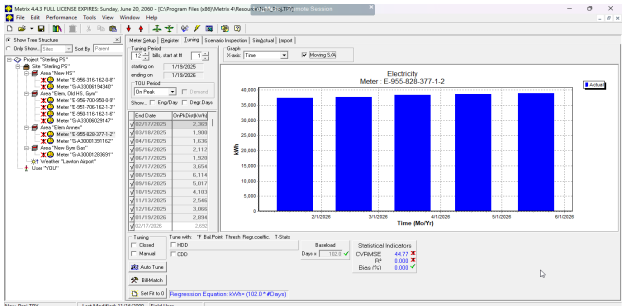

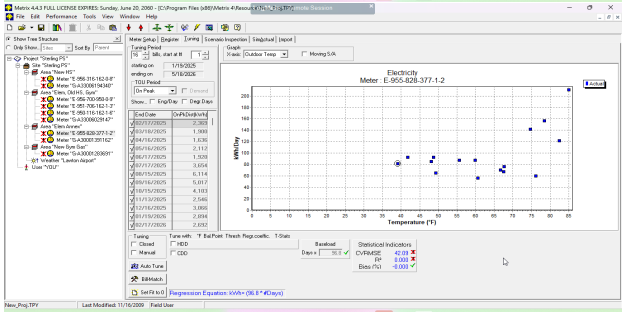

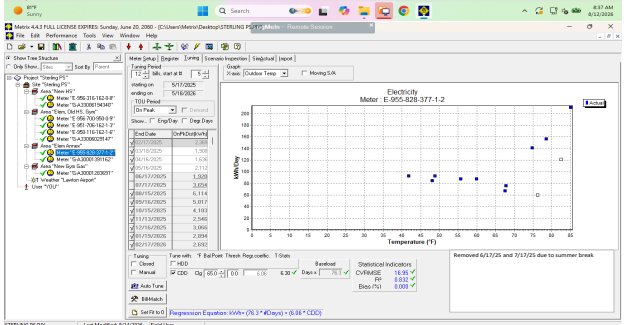

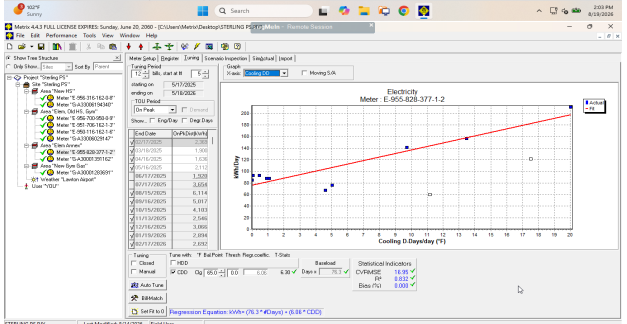

Screen Shot Elec 62-1-3 **Sterling PS**

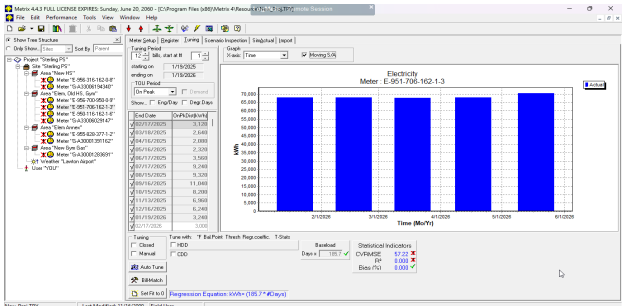

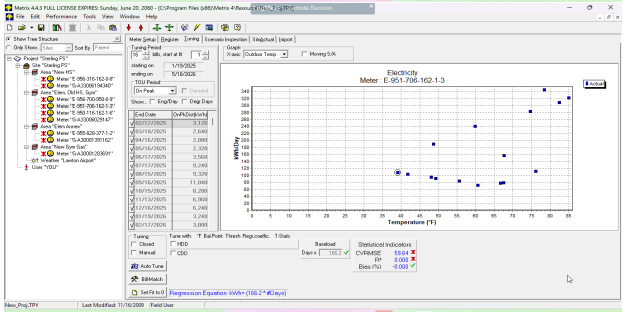

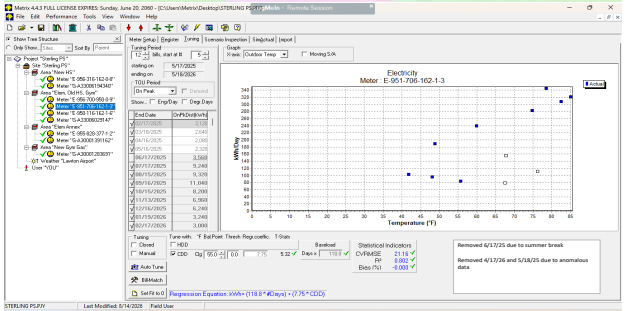

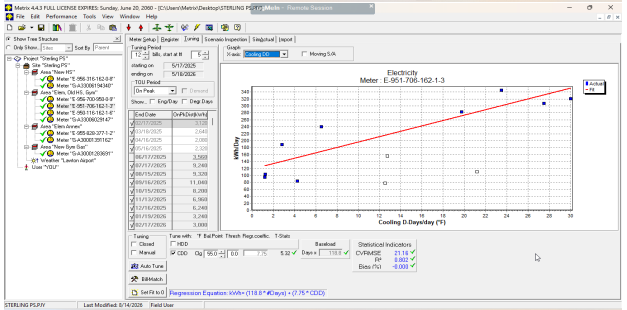

Screen Shot Elec 62-1-6 **Sterling PS**

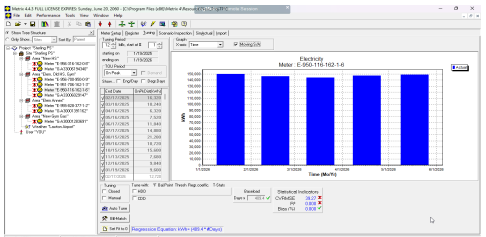

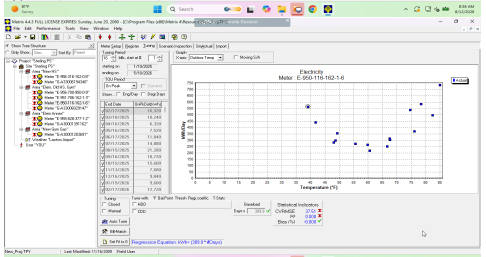

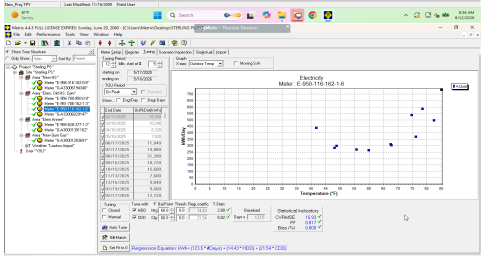

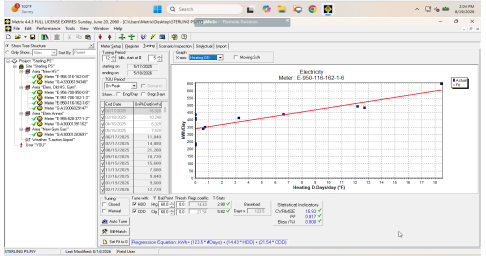

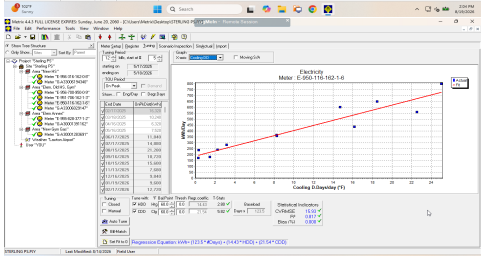

Screen Shot Gas 194340 **Sterling PS**

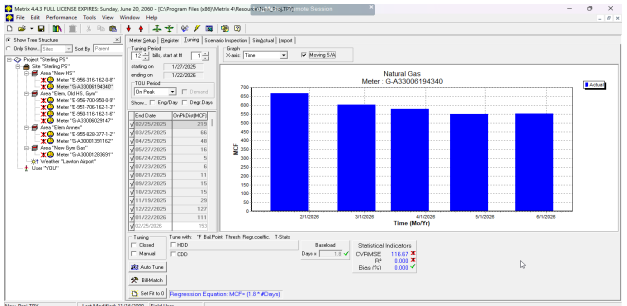

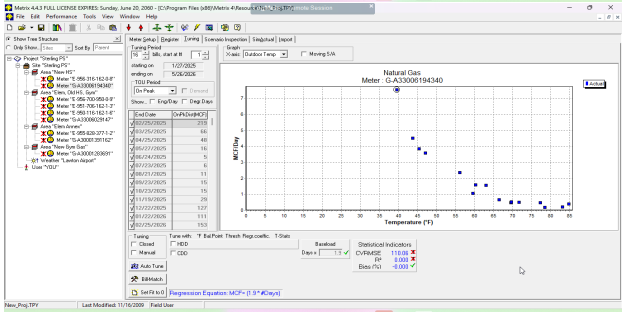

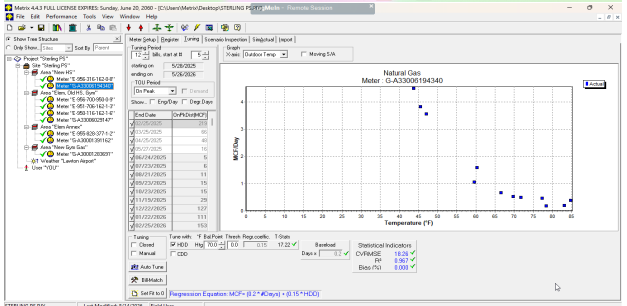

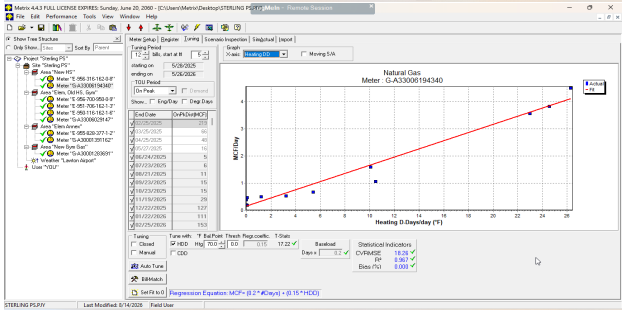

Screen Shot Gas 029147 **Sterling PS**

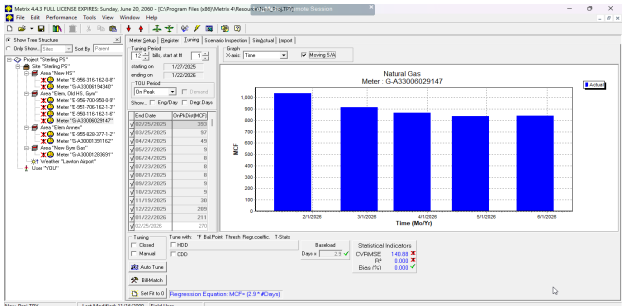

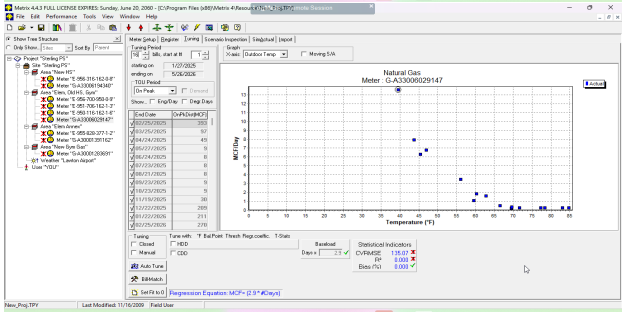

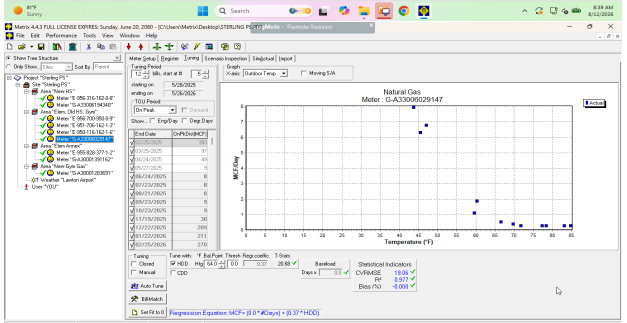

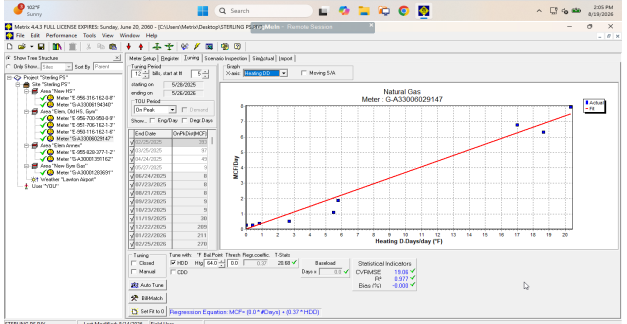

Screen Shot Gas 391162 **Sterling PS**

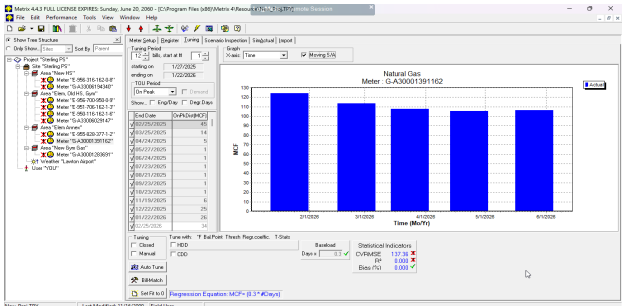

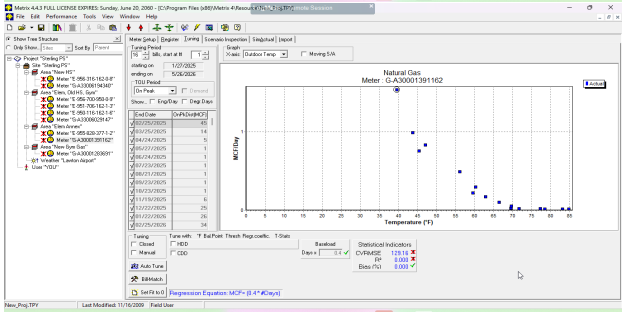

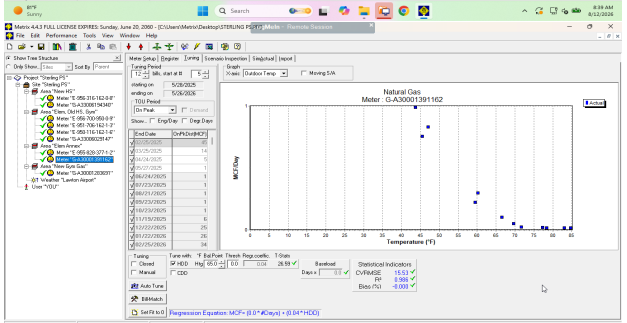

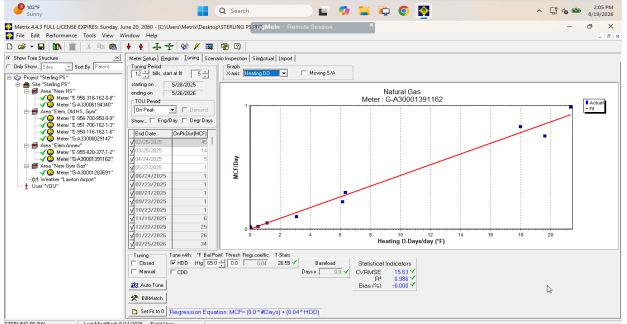

Screen Shot Gas 3691, 5797 Sterling PS

