

Regular Meeting of the Shelton Public Schools Board of Education
Monday, December 8, 2025
the Elementary Conference Room
7:30 PM Central

1. Call to order and roll call
2. Pledge of Allegiance
3. Routine matters
 - 3.a. Review and approve minutes
 - 3.b. Review and approve claims
4. Request to address the Board of Education
5. Reports
 - 5.a. Financial Report
 - 5.b. Board Report
 - 5.c. Superintendent's Report
 - 5.d. Elementary Principal Report
 - 5.e. High School Principal Report
6. New Business
 - 6.a. Discuss, consider, and take action to approve a resolution to accept or reject an energy savings company (ESCO) proposal and enter into a related letter of intent.
 - 6.b. Discuss, review, and take all necessary actions to approve Policy 6008 Class Rank.
 - 6.c. Discuss, review, and take all necessary actions to approve the 2026-2027 Negotiated Agreement.
 - 6.d. Discuss, review, and take all necessary actions to approve an increase in substitute teacher pay to \$155 per day.
 - 6.e. Discuss, review, and take all necessary actions to approve the Memorandum of Understanding for a School Resource Officer (SRO) from the Buffalo County Sheriff's office.

6.f. Discuss, review, and take all necessary actions to approve the contract with Bound: High School Sports and Activities Management for our activity calendar and contract management software.

7. Adjournment

Pledge of Allegiance

I pledge allegiance to the Flag of the United States of America, and to the Republic for which it stands, one Nation under God, indivisible, with liberty and justice for all.

Regular Meeting of the Shelton Public Schools Board of Education
Monday, November 10, 2025
the Elementary Conference Room
7:30 PM

President Johnson called the Regular Meeting of the Shelton Public Schools Board of Education to order at 7:30 PM on Monday, November 10, 2025 in the Elementary Conference Room. The meeting was advertised in accordance to Policy 2008. An open meetings poster, agendas and procedures to address the Board of Education were available to visitors.

1. Call to order and roll call

Kay Johnson: Present, Emmy Power: Present, Levi Rogers: Present, Lisa Stewart: Present, Dana Tompkin: Present, Chuck Wiese: Present. Present: 6.

Mr. Engel, Mr. Kenton, and Mrs. Hostetler were present. There were no visitors present.

2. Routine matters

2.a. Review and approve minutes

Motion made by Kay Johnson seconded by Chuck Wiese to approve minutes from the Oct 13, 2025 regular board meeting as amended. Vote: Passed

Kay Johnson: Yea, Emmy Power: Yea, Levi Rogers: Yea, Lisa Stewart: Yea, Dana Tompkin: Yea, Chuck Wiese: Yea
Yea: 6, Nay: 0

2.b. Review and approve claims

Motion made by Emmy Power seconded by Lisa Stewart to approve claims 57684-57739 plus regular payroll. Vote: Passed

Kay Johnson: Yea, Emmy Power: Yea, Levi Rogers: Yea, Lisa Stewart: Yea, Dana Tompkin: Yea, Chuck Wiese: Yea
Yea: 6, Nay: 0

3. Request to address the Board of Education

There were no requests to address the board of education.

4. Reports

4.a. Financial Report

Mr. Engel gave a financial update. The current CDs will mature this month; Missy will contact the bank, and we'll wait to re-invest in any other CDs until next spring.

4.b. Board Report

Negotiations met prior to the regular board meeting. NASB State Education Convention will be next week.

4.c. Superintendent's Report

Mr. Engel shared the 2026-27 health and dental insurance premiums increase as 7.44% and 3.17% respectively. There are a few repairs in the building that will need addressed. Repairs have been completed to some of the holes in the parking lot and playground. Mr. Engel is looking at adding a confidential reporting system that is free to the school. The school will train a Threat Assessment team.

4.d. Principal's Report

Elementary enrollment is at 162. Spring NSCAS results from last year surpassed the goal that had been set so there will be a celebration of the students' hard work. Elementary ELA teachers traveled to Ravenna for professional learning focusing on CKLA curriculum and its alignment to state standards. The In-School Savings Program continues to be a great success, with the most recent bank day had 47 deposits totaling \$251.79. This continues to provide leadership skills and real-world skills to the 5th and 6th grade tellers.

Mrs. Hostetler's Project Wisdom Assembly Recognized 21 students for October with the Theme: Students Who Make a Difference in Their School/Classroom/Community. The cell phone challenge had 31 participants. Homecoming was a HUGE success — with 88% of all JH/HS students attending. Congrats to the volleyball team qualifying for State. ESU provided some training on Power school and HAL. Mrs. Hostetler provided results from the cell phone survey.

5. New Business

5.a. Discuss, review, and take all necessary actions to approve an Energy Savings Company

Mr. Engel shared the one proposal that was received — from Facility Advocates. The board discussed and decided to table this until next month after the State Education conference.

5.b. Discuss, review, and take all necessary actions to approve the 2024-2025 District Audit Completed by Dana F. Cole & Company LLP.

Motion made by Kay Johnson seconded by Levi Rogers to approve the 24-25 District Audit completed by Dana F. Cole & Company LLP. Vote: Passed

Kay Johnson: Yea, Emmy Power: Yea, Levi Rogers: Yea, Lisa Stewart: Yea, Dana Tompkin: Yea, Chuck Wiese: Yea

Yea: 6, Nay: 0

5.c. Discuss, review, and take all necessary actions to approve the amended Policy 6008 Class Rank.

The board discussed with the Admin and will table this policy until next month.

5.d. Discuss, review, and take all necessary actions to approve the purchase of hurdles from Misko Sports for \$14,016.00.

Mr. Walter had fund-raised for the cost of the hurdles.

Motion made by Kay Johnson seconded by Lisa Stewart to approve the purchase of hurdles from Misko Sports for \$14,016. Vote: Passed

Kay Johnson: Yea, Emmy Power: Yea, Levi Rogers: Yea, Lisa Stewart: Yea, Dana Tompkin: Yea, Chuck Wiese: Yea
Yea: 6, Nay: 0

5.e. Discuss, review, and take all necessary actions to approve Bulldog Apparel for all staff up to \$25 per staff member through Dynamic T's.

Motion made by Lisa Stewart seconded by Chuck Wiese to approve the Bulldog Apparel for staff from Dynamic T's as presented. Vote: Passed

Kay Johnson: Yea, Emmy Power: Yea, Levi Rogers: Yea, Lisa Stewart: Yea, Dana Tompkin: Yea, Chuck Wiese: Yea
Yea: 6, Nay: 0

5.f. Discuss, review, and take all necessary actions to approve Policy 5013 Extracurricular Drug Testing Program.

Motion made by Levi Rogers seconded by Dana Tompkin to approve changes to Policy 5013 Extracurricular Drug testing program. Vote: Passed

Kay Johnson: Yea, Emmy Power: Yea, Levi Rogers: Yea, Lisa Stewart: Yea, Dana Tompkin: Yea, Chuck Wiese: Yea
Yea: 6, Nay: 0

5.g. Discuss, review, and take all necessary actions to approve the Superintendent's Evaluation for Mr. Engel.

The board completed the Superintendent Evaluation. All members had the opportunity to give feedback and ratings.

6. Discussion Items

6.a. Discuss and review the Facility Use Agreement.

The board discussed the current Facility Use Agreement and no changes were made at this time.

7. Adjournment

Motion made by Levi Rogers seconded by Dana Tompkin to adjourn at 11:15 PM. Vote: Passed

Kay Johnson: Yea, Emmy Power: Yea, Levi Rogers: Yea, Lisa Stewart: Yea, Dana Tompkin: Yea, Chuck Wiese: Yea
Yea: 6, Nay: 0

Respectfully Submitted,
Emmy Power Secretary

Card #	Vendor	Purchase Price	Program/Activity	Total Amount
Card-1074	Callam Sports Photography	\$285.29	VBFR	\$285.29
Card-1124	Deskboard Buddy	\$121.27	Principal Supplies - Sec	\$121.27
	Red 1 - Parking - State	\$16.00	Athletics	\$730.72
	Phillips 66	\$10.99	Secondary Teaching	\$20.79
Card-3923	Hobby Lobby	\$16.52	Music	\$227.79
	TeachersPay Teachers	\$4.27	Elem SPED	\$49.99
	J.W. Pepper	\$118.99	Professional Development	\$110.00
	Everyday Speech	\$49.99	PK Supplies	\$20.94
	Nebr Music Education	\$110.00	Elem Misc	\$199.00
	OTC Brands	\$20.94	HS SPED	\$453.00
	Plank Road Publishing	\$108.80	Board Travel	\$303.17
Card-4738	Scripps Spelling Bee	\$199.00	FB- Stuart Game	\$96.83
Card-6044	Jump Reading	\$453.00		
	Old Mattress Factory	\$100.47		
	UpStream Brewing	\$202.70		
Card-8273	Hy-Vee Grand Island	\$96.83		
	Dick's Sporting Goods	\$53.41		
	McDonalds	\$9.02		
	Leadbelly	\$61.48		
	Lazlo's Brewery	\$60.85		
	Phillips 66	\$141.89		
	Sit N Bull Saloon	\$65.08		
	NSIAAA Fees	\$312.00		
		\$2,618.79		\$2,618.79
	General Fund	\$1,505.95		
	Athletics	\$1,112.84		
		\$2,618.79		

Petty Cash Reimbursement - 10/10/2025-11/24/2025					
Date	Check #	Vendor	Cost	Program	Amount
10/10/2025	3542	Shelton Postage	\$ 60.00	Postage	\$60.00
11/3/2025	3543	Amherst Public School	\$ 25.00	Quiz Bowl Entry	\$25.00
11/24/2025	3544	Bok Financial	\$ 200.00	Board Dues/Fees	\$ 200.00
		Total	\$ 285.00		\$285.00
		General Fund		Lunch Fund	
		\$285.00			
			\$285.00		

Shelton Public School

Check Listing Report

Accounting Cycle: FY25-26; Begin Date: 12/01/2025; End Date: 12/31/2025; Bank: [ALL]; Sort By Element: FUND; Account Expression: ([FUND] = "01") ; Created On: 12/4/2025 3:12:15 PM

Check Date	Check Number	Payee	Description	Type	Amount
12/08/2025	57753	Acellus Educational Services LLC	HS Teaching Supply-Gold Standard Student Licenses	Accounts Payable	\$790.00
12/08/2025	57754	Amazon Capital Services, Inc.	OFFICE, ELEM SPED, ELEM MUSIC, LIBRARY, SAFETY COMMITTEE	Accounts Payable	\$465.13
12/08/2025	57755	Ask Supply Co., LLC	Custodial Supplies	Accounts Payable	\$50.19
12/08/2025	57755	Ask Supply Co., LLC	Custodial Supplies	Accounts Payable	\$1,140.40
12/08/2025	57755	Ask Supply Co., LLC	Custodial Supplies	Accounts Payable	\$634.05
12/08/2025	57756	BB's Parts & Service	Custodial Supplies	Accounts Payable	\$58.36
12/08/2025	57756	BB's Parts & Service	Custodial Supplies	Accounts Payable	\$46.42
12/08/2025	57756	BB's Parts & Service	Vehicle-Brake Fluid, Antifreeze	Accounts Payable	\$29.42
12/08/2025	57756	BB's Parts & Service	Vehicle-Antifreeze	Accounts Payable	\$6.98
12/08/2025	57756	BB's Parts & Service	Custodial Supplies	Accounts Payable	\$4.70
12/08/2025	57756	BB's Parts & Service	Vehicle-Interior Detailer	Accounts Payable	\$9.22
12/08/2025	57756	BB's Parts & Service	Vehicle-Tire Repair, Exhaust Gasket - 2011 Van	Accounts Payable	\$512.28
12/08/2025	57756	BB's Parts & Service	Vehicle-Carpet/Upholstery Cleaner	Accounts Payable	\$10.28
12/08/2025	57757	Black Hills Energy	Utility - Gas	Accounts Payable	\$2,775.28
12/08/2025	57758	Builders How-to Warehouse	Custodial Supplies	Accounts Payable	\$242.19
12/08/2025	57759	Business Card	Principal Sec, Secondary Teaching, Music, Elem SPED, Professional Development, PK Supplies, Elem Misc, HS SPED, Board Travel	Accounts Payable	\$1,505.95
12/08/2025	57760	Capital One	Secondary Teaching - Spanish	Accounts Payable	\$56.14
12/08/2025	57761	Cash-wa Distributing Co.	Custodial Supplies	Accounts Payable	\$601.50
12/08/2025	57762	Clipper Publishing Co., Inc.	Minutes & Notice	Accounts Payable	\$132.56
12/08/2025	57762	Clipper Publishing Co., Inc.	Personnel Adv-Subscription Renewal, Sports Cards/Posters	Accounts Payable	\$579.00
12/08/2025	57763	Copper Penny Station, LLC	Fuel	Accounts Payable	\$1,307.24
12/08/2025	57764	Culligan	RO System	Accounts Payable	\$49.00
12/08/2025	57765	DAS State Accounting - Central Finance	Distance Learning	Accounts Payable	\$468.06
12/08/2025	57766	Diversified Drug Testing, LLC	Transportation-Management of DOT & Drug Testing	Accounts Payable	\$129.00
12/08/2025	57766	Diversified Drug Testing, LLC	Extra Curric Misc-Drug Test	Accounts Payable	\$194.00
12/08/2025	57767	Eakes Office Solutions	Elem/Sec Teaching Supplies	Accounts Payable	\$187.62
12/08/2025	57767	Eakes Office Solutions	Elem Teaching Supply	Accounts Payable	\$172.12
12/08/2025	57767	Eakes Office Solutions	Elem/Sec Teaching Supplies	Accounts Payable	\$224.95
12/08/2025	57767	Eakes Office Solutions	Staples for the Printers	Accounts Payable	\$163.38
12/08/2025	57767	Eakes Office Solutions	Teaching- Sec/Elem	Accounts Payable	\$44.99
12/08/2025	57767	Eakes Office Solutions	Teaching- Sec/Elem	Accounts Payable	\$98.95
12/08/2025	57767	Eakes Office Solutions	Teaching- Sec/Elem	Accounts Payable	\$179.96
12/08/2025	57767	Eakes Office Solutions	Copier Lease-Usage of Toner	Accounts Payable	\$6,121.74
12/08/2025	57768	Educational Service Unit #10	Speech SA Secondary	Accounts Payable	\$2,832.08

12/08/2025	57768	Educational Service Unit #10	PT Elem	Accounts Payable	\$796.66
12/08/2025	57768	Educational Service Unit #10	Speech Ages 3-4	Accounts Payable	\$1,612.32
12/08/2025	57768	Educational Service Unit #10	Speech SA Elem	Accounts Payable	\$22,516.46
12/08/2025	57768	Educational Service Unit #10	OT SA Sec	Accounts Payable	\$1,350.38
12/08/2025	57768	Educational Service Unit #10	OT SA Elem	Accounts Payable	\$1,350.38
12/08/2025	57768	Educational Service Unit #10	OT Ages 3-4	Accounts Payable	\$337.59
12/08/2025	57768	Educational Service Unit #10	OT B-2	Accounts Payable	\$337.59
12/08/2025	57768	Educational Service Unit #10	Psychology Sec	Accounts Payable	\$2,368.87
12/08/2025	57768	Educational Service Unit #10	Psychology Elem	Accounts Payable	\$2,368.87
12/08/2025	57768	Educational Service Unit #10	Psych Ages 3-4	Accounts Payable	\$592.22
12/08/2025	57768	Educational Service Unit #10	Psych B-2	Accounts Payable	\$592.22
12/08/2025	57768	Educational Service Unit #10	PT Secondary	Accounts Payable	\$796.66
12/08/2025	57768	Educational Service Unit #10	PT Ages 3-4	Accounts Payable	\$199.16
12/08/2025	57768	Educational Service Unit #10	PT Ages B-2	Accounts Payable	\$199.16
12/08/2025	57768	Educational Service Unit #10	SPED Supervision Secondary	Accounts Payable	\$1,258.72
12/08/2025	57768	Educational Service Unit #10	SPED Supervision Elem	Accounts Payable	\$1,258.72
12/08/2025	57768	Educational Service Unit #10	SPED PK-Super Ages 3-4	Accounts Payable	\$319.92
12/08/2025	57768	Educational Service Unit #10	SPED PK Super B-2	Accounts Payable	\$319.92
12/08/2025	57768	Educational Service Unit #10	Vocational Secondary	Accounts Payable	\$122.11
12/08/2025	57768	Educational Service Unit #10	LMHP SA	Accounts Payable	\$625.00
12/08/2025	57768	Educational Service Unit #10	LMHP-SA	Accounts Payable	\$625.00
12/08/2025	57768	Educational Service Unit #10	Speech Ages B-2	Accounts Payable	\$1,079.56
12/08/2025	57768	Educational Service Unit #10	Audiology SA-Sec	Accounts Payable	\$100.11
12/08/2025	57768	Educational Service Unit #10	Audiology SA-Elem	Accounts Payable	\$100.11
12/08/2025	57768	Educational Service Unit #10	Audiology SA-3-4	Accounts Payable	\$25.03
12/08/2025	57768	Educational Service Unit #10	Audiology B-2	Accounts Payable	\$25.03
12/08/2025	57768	Educational Service Unit #10	Deaf Educational Secondary	Accounts Payable	\$932.03
12/08/2025	57768	Educational Service Unit #10	Deaf Educational Elem	Accounts Payable	\$466.76
12/08/2025	57768	Educational Service Unit #10	K.Hubbert-Section 504 Training	Accounts Payable	\$20.00
12/08/2025	57768	Educational Service Unit #10	K.Hubbert-Basic Threat Assessment Training	Accounts Payable	\$20.00
12/08/2025	57769	Egan Supply Co.	Custodial Supplies	Accounts Payable	\$1,453.28
12/08/2025	57769	Egan Supply Co.	Custodial Supplies	Accounts Payable	\$234.00
12/08/2025	57770	Hansen International Truck, Inc.	Bus Maint - Engine System Error -Light & Loss of Power	Accounts Payable	\$2,394.32
12/08/2025	57771	Harris School Solutions	1095-B Forms	Accounts Payable	\$69.30
12/08/2025	57771	Harris School Solutions	Audit/Accounting-W-2,1099 NEC	Accounts Payable	\$74.80
12/08/2025	57771	Harris School Solutions	AptaFund 4.1 Annual Fee-	Accounts Payable	\$7,190.83
12/08/2025	57772	Heartland Disposal, Inc.	Trash Removal	Accounts Payable	\$551.70
12/08/2025	57773	Hilton Omaha	Board Travel/Admin Travel-State Conference	Accounts Payable	\$2,424.00
12/08/2025	57774	Hobby Lobby Stores, Inc	Art/Sec/Elem Misc - Friendsgiving	Accounts Payable	\$211.37
12/08/2025	57775	Hometown Leasing	Copier Lease	Accounts Payable	\$653.27
12/08/2025	57776	Integrated Security Solutions	Building-Fire Extinguishers	Accounts Payable	\$813.00
12/08/2025	57777	Jensen, Seth A	Reimb-Custodial Supplies	Accounts Payable	\$17.73
12/08/2025	57778	Jordan Engle	Speech - CNFL Yearly Membership	Accounts Payable	\$125.00
12/08/2025	57779	Jostens, Inc.	Sec Misc-Diploma	Accounts Payable	\$236.95

12/08/2025	57779	Jostens, Inc.	Sec Misc-Cords	Accounts Payable	\$127.65
12/08/2025	57779	Jostens, Inc.	Val/Sal Ribbons	Accounts Payable	\$41.50
12/08/2025	57780	KSB School Law PC LLO	District Legal Fees	Accounts Payable	\$160.00
12/08/2025	57781	L and N Enterprises	White Chevy Van-2nd Quarter Vehicle Inspection	Accounts Payable	\$75.00
12/08/2025	57781	L and N Enterprises	Blue Ford Taurus-2nd Quarter Vehicle Inspection	Accounts Payable	\$75.00
12/08/2025	57781	L and N Enterprises	Red Ford Taurus-2nd Quarter Vehicle Inspection	Accounts Payable	\$85.00
12/08/2025	57781	L and N Enterprises	Bus #14-2nd Quarter Vehicle Inspection	Accounts Payable	\$200.00
12/08/2025	57781	L and N Enterprises	Silver Van #1-2nd Quarter Vehicle Inspection	Accounts Payable	\$75.00
12/08/2025	57781	L and N Enterprises	Silver Van #2-2nd Quarter Vehicle Inspection	Accounts Payable	\$75.00
12/08/2025	57781	L and N Enterprises	Bus #13-2nd Quarter Vehicle Inspection	Accounts Payable	\$125.00
12/08/2025	57781	L and N Enterprises	Bus #3-2nd Quarter Vehicle Inspection	Accounts Payable	\$175.00
12/08/2025	57781	L and N Enterprises	Bus #15-M-2nd Quarter Vehicle Inspection	Accounts Payable	\$100.00
12/08/2025	57781	L and N Enterprises	Bus #16-M-2nd Quarter Vehicle Inspection	Accounts Payable	\$175.00
12/08/2025	57781	L and N Enterprises	Bus #16M-Tires	Accounts Payable	\$160.00
12/08/2025	57782	Larry's Market	Art, Elem Science	Accounts Payable	\$23.30
12/08/2025	57783	MCI	Telephone	Accounts Payable	\$63.35
12/08/2025	57784	NASB ALICAP	C.Wiese-2025 State Education Conference	Accounts Payable	\$350.00
12/08/2025	57784	NASB ALICAP	L.Stewart-State Board Convention	Accounts Payable	\$350.00
12/08/2025	57784	NASB ALICAP	R.Engel-State Board Convention	Accounts Payable	\$382.00
12/08/2025	57784	NASB ALICAP	E.Power-State School Board Conference	Accounts Payable	\$382.00
12/08/2025	57784	NASB ALICAP	D.Tompkin-State Board Convention	Accounts Payable	\$350.00
12/08/2025	57784	NASB ALICAP	L.Rogers-State Education Conference	Accounts Payable	\$350.00
12/08/2025	57784	NASB ALICAP	K.Johnson-State School Board Conference	Accounts Payable	\$382.00
12/08/2025	57785	Nationwide	Surety Bond- E. Power	Accounts Payable	\$100.00
12/08/2025	57786	Nebraska Central Telephone Co	Telephone	Accounts Payable	\$271.58
12/08/2025	57787	Nebraska Public Power Dist.	Utility - Electricity	Accounts Payable	\$32.63
12/08/2025	57787	Nebraska Public Power Dist.	Utility - Electricity	Accounts Payable	\$2,748.09
12/08/2025	57787	Nebraska Public Power Dist.	Utility - Electricity	Accounts Payable	\$94.56
12/08/2025	57787	Nebraska Public Power Dist.	Utility - Electricity	Accounts Payable	\$1,122.11
12/08/2025	57788	Nebraska Safety Center @ UNK	Transportation-NE Safety Center Pupil Transportation 2 hour in-service	Accounts Payable	\$250.00
12/08/2025	57789	NKC Tire Group	Bus Tires	Accounts Payable	\$1,306.56
12/08/2025	57790	Optum	FSA - Employee Benefit-October	Accounts Payable	\$150.00
12/08/2025	57790	Optum	FSA - Employee Benefit-November	Accounts Payable	\$150.00
12/08/2025	57791	Orkin Pest Control	Care & Upkeep of Grounds - Termite Baiting Service	Accounts Payable	\$2,139.00
12/08/2025	57792	Rasmussen Mechanical Services	Install Freeze Stat & Sensor on RTU-10	Accounts Payable	\$1,132.00
12/08/2025	57792	Rasmussen Mechanical Services	AHU-Old Gym East-Maintenance	Accounts Payable	\$302.72
12/08/2025	57793	Sam's Club/Synchrony Bank	Office Supplies	Accounts Payable	\$22.96
12/08/2025	57794	Scholastic, Inc.	Scholastic News - 2nd Grade	Accounts Payable	\$192.50
12/08/2025	57795	Securly Inc.	Securly Pass	Accounts Payable	\$626.25
12/08/2025	57796	Shelton School Petty Cash	Reimb Petty Cash-Postage, Quiz Bowl, Board Dues	Accounts Payable	\$285.00
12/08/2025	57797	State Glass, Inc.	Shop-Glass	Accounts Payable	\$56.72
12/08/2025	57798	Village Of Shelton	Sewer/Water	Accounts Payable	\$968.57
12/08/2025	57799	Woodward Disposal Service, Inc.	Trash Removal	Accounts Payable	\$30.00

12/08/2025	57800	Yanda's Music	Music Misc - Reeds	Accounts Payable	\$23.00
12/08/2025	57800	Yanda's Music	Music Misc-Reeds-Clarinet,Alto Sax	Accounts Payable	\$54.00
12/08/2025	57800	Yanda's Music	Sec/Elem Music - Bass Drum Mallets	Accounts Payable	\$50.00
12/08/2025	57800	Yanda's Music	Music Misc-Mouth Kits	Accounts Payable	\$146.52
12/08/2025	57800	Yanda's Music	Music Instrument Repair - French Horn	Accounts Payable	\$28.00
12/08/2025	57800	Yanda's Music	Music Instrument Repair - Saxophone	Accounts Payable	\$49.00
12/08/2025	57800	Yanda's Music	Music Misc-Reeds	Accounts Payable	\$40.00
12/08/2025	57800	Yanda's Music	Music Misc-Reeds	Accounts Payable	\$60.00
12/08/2025	57800	Yanda's Music	Misc Elem/Sec - Auditorium Speaker System	Accounts Payable	\$126.67
Sub Total					\$97,829.49

Shelton Public School

Check Register Report by Check Number

Bank: [All]; Bank Account: [All]; Begin Check Number: 57742; End Check Number: 57800; Check Status: Paid; Created On: 12/4/2025 3:17:10 PM

Bank		Account Number			
Cornerstone Bank		031038968			
Paid Date	Check Number	Type	Vendor Name	Amount	Check Status
12/8/2025	57742	Payroll Liability	Aflac	\$2,374.41	Paid
12/8/2025	57743	Payroll Liability	Blue Cross Blue Shield	\$55,131.55	Paid
12/8/2025	57744	Payroll Liability	Companion Insurance Company	\$109.50	Paid
12/8/2025	57745	Payroll Liability	Credit Management Services, Inc.	\$238.50	Paid
12/8/2025	57746	Payroll Liability	Dist. 19 Payroll Acct.	\$7,806.92	Paid
12/8/2025	57747	Payroll Liability	District 19 Payroll Acct.	\$53,807.60	Paid
12/8/2025	57748	Payroll Liability	Horace Mann Life Insurance Co	\$400.00	Paid
12/8/2025	57749	Payroll Liability	Payroll Account - Dist 19	\$350.00	Paid
12/8/2025	57750	Payroll Liability	Principal Life Insurance Co	\$917.60	Paid
12/8/2025	57751	Payroll Liability	Shelton School Payroll Acct.	\$37,798.91	Paid
12/8/2025	57752	Payroll Liability	Vision Service Plan	\$538.80	Paid
12/8/2025	57753	Accounts Payable	Acellus Educational Services LLC	\$790.00	Paid
12/8/2025	57754	Accounts Payable	Amazon Capital Services, Inc.	\$465.13	Paid
12/8/2025	57755	Accounts Payable	Ask Supply Co., LLC	\$1,824.64	Paid
12/8/2025	57756	Accounts Payable	BB's Parts & Service	\$677.66	Paid
12/8/2025	57757	Accounts Payable	Black Hills Energy	\$2,775.28	Paid
12/8/2025	57758	Accounts Payable	Builders How-to Warehouse	\$242.19	Paid
12/8/2025	57759	Accounts Payable	Business Card	\$1,505.95	Paid
12/8/2025	57760	Accounts Payable	Capital One	\$56.14	Paid
12/8/2025	57761	Accounts Payable	Cash-wa Distributing Co.	\$601.50	Paid
12/8/2025	57762	Accounts Payable	Clipper Publishing Co., Inc.	\$711.56	Paid
12/8/2025	57763	Accounts Payable	Copper Penny Station, LLC	\$1,307.24	Paid
12/8/2025	57764	Accounts Payable	Culligan	\$49.00	Paid
12/8/2025	57765	Accounts Payable	DAS State Accounting - Central Finance	\$468.06	Paid
12/8/2025	57766	Accounts Payable	Diversified Drug Testing, LLC	\$323.00	Paid
12/8/2025	57767	Accounts Payable	Eakes Office Solutions	\$7,193.71	Paid
12/8/2025	57768	Accounts Payable	Educational Service Unit #10	\$45,548.64	Paid
12/8/2025	57769	Accounts Payable	Egan Supply Co.	\$1,687.28	Paid
12/8/2025	57770	Accounts Payable	Hansen International Truck, Inc.	\$2,394.32	Paid
12/8/2025	57771	Accounts Payable	Harris School Solutions	\$7,334.93	Paid
12/8/2025	57772	Accounts Payable	Heartland Disposal, Inc.	\$551.70	Paid
12/8/2025	57773	Accounts Payable	Hilton Omaha	\$2,424.00	Paid
12/8/2025	57774	Accounts Payable	Hobby Lobby Stores, Inc	\$211.37	Paid
12/8/2025	57775	Accounts Payable	Hometown Leasing	\$653.27	Paid
12/8/2025	57776	Accounts Payable	Integrated Security Solutions	\$813.00	Paid
12/8/2025	57777	Accounts Payable	Jensen, Seth A	\$17.73	Paid
12/8/2025	57778	Accounts Payable	Jordan Engle	\$125.00	Paid
12/8/2025	57779	Accounts Payable	Jostens, Inc.	\$406.10	Paid
12/8/2025	57780	Accounts Payable	KSB School Law PC LLO	\$160.00	Paid
12/8/2025	57781	Accounts Payable	L and N Enterprises	\$1,320.00	Paid
12/8/2025	57782	Accounts Payable	Larry's Market	\$23.30	Paid
12/8/2025	57783	Accounts Payable	MCI	\$63.35	Paid
12/8/2025	57784	Accounts Payable	NASB ALICAP	\$2,546.00	Paid
12/8/2025	57785	Accounts Payable	Nationwide	\$100.00	Paid
12/8/2025	57786	Accounts Payable	Nebraska Central Telephone Co	\$271.58	Paid
12/8/2025	57787	Accounts Payable	Nebraska Public Power Dist.	\$3,997.39	Paid
12/8/2025	57788	Accounts Payable	Nebraska Safety Center	\$250.00	Paid
12/8/2025	57789	Accounts Payable	NKC Tire/McWhorter's Tire	\$1,306.56	Paid
12/8/2025	57790	Accounts Payable	Optum	\$300.00	Paid
12/8/2025	57791	Accounts Payable	Orkin	\$2,139.00	Paid

12/8/2025	57792	Accounts Payable	Rasmussen Mechanical Services	\$1,434.72	Paid
12/8/2025	57793	Accounts Payable	Sam's Club/Synchrony Bank	\$22.96	Paid
12/8/2025	57794	Accounts Payable	Scholastic, Inc.	\$192.50	Paid
12/8/2025	57795	Accounts Payable	Securly Inc.	\$626.25	Paid
12/8/2025	57796	Accounts Payable	Shelton School Petty Cash	\$285.00	Paid
12/8/2025	57797	Accounts Payable	State Glass, Inc.	\$56.72	Paid
12/8/2025	57798	Accounts Payable	Village Of Shelton	\$968.57	Paid
12/8/2025	57799	Accounts Payable	Woodward Disposal Service, Inc.	\$30.00	Paid
12/8/2025	57800	Accounts Payable	Yanda's Music	\$577.19	Paid
Sub Total				\$257,303.28	
Grand Total				\$257,303.28	

	2024-25	2025-26		2024-25	2025-26
Sept. Expenditures Reported @ Board Mtg	\$93,616.00	\$89,095.64	Mar. Expenditures Reported @ Board Mtg	\$68,930.00	
Sept. Net Payroll	\$276,383.00	\$284,894.57	Mar. Net Payroll	\$269,415.00	
Sept. EOM Expenditures			Mar. EOM Expenditures		
Total Sept. Expenditures	369,999.00	373,990.21	Total Mar. Expenditures	\$338,345.00	
Percent of Budget Spent	4.40%	5.23%	Accumulated Totals	\$2,617,341.00	
Cash On Hand	\$2,489,235.00	\$2,517,819.43	Percent of Budget Spent	4.02%	
			Cash On Hand	\$2,355,282.00	
Oct. Expenditures Reported @ Board Mtg	\$175,614.00	\$98,482.17			
Oct. Net Payroll	\$272,417.00	\$287,092.49	April Expenditures Reported @ Board Mtg	\$65,557.00	
Oct. EOM Expenditures			April Net Payroll	\$273,186.00	
Total Oct. Expenditures	448,031.00	385,574.66	April EOM Expenditures		
Accumulated Totals	\$818,030.00	\$759,564.87	Total April Expenditures	\$338,743.00	
Percent of Budget Spent	5.33%	4.58%	Accumulated Totals	\$2,956,084.00	
Cash On Hand	\$2,316,713.00	\$2,325,777.33	Percent of Budget Spent	4.03%	
			Cash On Hand	\$1,686,774.00	
Nov. Expenditures Reported @ Board Mtg	\$76,959.00	\$97,829.46	May Expenditures Reported @ Board Mtg	\$107,164.61	
Nov. Total Payroll	\$280,669.00	\$289,247.94	May Net Payroll	\$271,276.12	
Nov. EOM Expenditures			May EOM Expenditures		
Total Nov. Expenditures	357,628.00	387,077.40	Total May Expenditures	\$378,440.73	
Accumulated Totals	\$1,175,658.00	\$1,146,642.27	Accumulated Totals	\$3,334,524.73	
Percent of Budget Spent	4.25%	4.60%	Percent of Budget Spent	4.50%	
Cash On Hand	\$1,936,316.00	\$2,761,352.25	Cash On Hand	\$2,855,625.64	
			June Expenditures Reported @ Board Mtg	\$93,623.70	
Dec. Expenditures Reported @ Board Mtg	\$87,065.00		June Net Payroll	\$252,199.14	
Dec. Total Payroll	\$278,205.00		June EOM Expenditures		
Dec. EOM Expenditures			Total June Expenditures	\$345,822.84	
Total Dec. Expenditures	365,270.00	0.00	Accumulated Totals	\$3,680,347.57	
Accumulated Totals	1,540,928.00	0.00	Percent of Budget Spent	4.11%	
Percent of Budget Spent	4.34%		Cash On Hand	\$2,986,256.06	
Cash On Hand	\$1,836,154.00				
			July Expenditures Reported @ Board Mtg	\$158,874.37	
Jan. Expenditures Reported @ Board Mtg	\$119,969.00		July Net Payroll	\$252,069.32	
Jan. Net Payroll	\$270,866.00		July EOM Expenditures		
Jan. EOM Expenditures			Total July Expenditures	\$410,943.69	
Total Jan. Expenditures	\$390,835.00		Accumulated Totals	\$4,091,291.26	
Accumulated Totals	1,931,763.00		Percent of Budget Spent	4.89%	
Percent of Budget Spent	4.65%		Cash On Hand	\$2,644,233.09	
Cash On Hand	\$1,945,187.00				
			August Expenditures Reported @ Board Mtg	\$70,218.91	
Feb. Expenditures Reported @ Board Mtg	\$73,981.00		August Net Payroll	\$286,655.15	
Feb. Net Payroll	\$273,252.00		August EOM Expenditures		
Feb. EOM Expenditures			Total August Expenditures	\$356,874.06	
Total Feb. Expenditures	\$347,233.00		Accumulated Totals	\$4,448,165.32	
Accumulated Totals	2,278,996.00		BUDGET	\$8,409,547.00	\$7,147,000.00
Percent of Budget Spent	4.13%		TOTAL % OF BUDGET SPENT =	52.89%	
Cash On Hand	\$1,974,023.00		Cash On Hand	\$2,162,351.29	

EXPENSES						
Three Year Comparison				General Fund Expenses for Nov 2025		
MONTH	2023-2024	2024-2025	2025-2026		2024-2025	2025-2026
September	\$346,149	\$369,999	\$374,990	GF Bills Payable	\$175,617	\$97,829
October	\$334,923	\$448,031	\$385,575	GF Payroll	\$272,417	\$289,248
November	\$346,254	\$357,628	\$387,077	Total	\$448,034	\$387,077
December	\$344,575	\$365,270				
January	\$315,345	\$390,835		General Fund Receipts for November 2025		
February	\$319,679	\$347,233			General	Building
March	\$320,777	\$338,345		Adams County	\$25.03	\$6.97
April	\$371,343	\$338,743		Buffalo County	\$164,998.02	\$28,160.81
May	\$376,126	\$378,441		Hall County	\$39,478.04	\$1,831.22
June	\$364,355	\$345,823		Kearney County	\$0.00	\$0.00
July	\$435,464	\$410,944		Total Monthly Receipts	\$204,501.09	\$29,999.00
August	\$340,448	\$356,874				
Running Total	\$4,215,438	\$4,448,165	\$1,147,642	FUND		Fund Totals
Annual budget	\$6,960,004	\$8,409,547	\$7,147,000	General Fund		\$2,038,714.53
Percent Spent	60.57%	52.89%	16.06%	Depreciation Fund		\$592,371.19
				Lunch Fund		\$21,498.17
Cash On Hand 12/4/25	\$2,761,352.25			Special Building Fund		\$130,266.53

DISTRICT 19 FINANCIAL STATUS AS OF November 28,2025

CASH RESERVES:

GENERAL FUND CASH RESERVE	(11/28/2025) - Interest + \$5,203.83)		\$1,719,939.78
SPECIAL BUILDING CASH RESERVE	(11/28/2025) - Interest + \$349.19)		\$130,266.53

TOTAL CASH RESERVE ACCOUNTS: \$1,850,206.31

SAVINGS:

GENERAL FUND CR SAVINGS 5882	(11/18/2025 - CD's Matured - \$315,657.04)		\$318,774.75
------------------------------	--	--	--------------

\$318,774.75

UNEMPLOYMENT SAVINGS #5891	(11/18/2025 - CD's Matured - \$20,483.64)		\$27,792.03
VEH/BUS ACQ. Savings #9457	(11/18/2025 - CD's Matured - \$63,499.30)		\$75,023.31
TECHNOLOGY ACQ SAVINGS # 5918			\$342.05
PARKING LOT DEPR. SAVINGS #5909	(11/18/2025 - CD's Matured - \$77,269.43)		\$77,372.11
BAND UNIFORM SAVINGS #5900			\$0.10
HVAC Savings #9475	(11/18/2025 - CD's Matured - \$132,119.50)		\$161,681.59

TOTAL DEPRECIATION SAVINGS: \$342,211.19

TOTAL SAVINGS: \$660,985.94

TOTAL OF DISTRICT FUNDS: \$2,511,192.25

<u>TAXES:</u>	<u>GENERAL</u>	<u>BUILDING</u>	<u>FUND TOTALS:</u>	
BUFFALO	\$28,160.81	\$383.33	GENERAL	\$2,038,714.53
HALL	\$1,831.22	\$37.72	DEPRECIATION	\$342,211.19
ADAMS	\$6.97	\$0.17	LUNCH	\$21,498.17
KEARNEY	\$0.00	\$0.00	SPECIAL BLDG	130,266.53
TOTAL TAXES	\$29,999.00	\$421.22		

Net Wages	\$ 194,633.19
Employee - Liabilities	\$ 94,614.75
General Fund Expenditures	\$ 97,829.49
Receipts for Nov 2025	\$ 35,101.33

Check #57740 & 57741 are payroll checks

Superintendent's Report

December 8, 2025

BUDGET/FINANCIAL UPDATE

- Sub pay increase - We have been very short on substitutes over the past few months, causing teachers to give up planning/preparation time to cover classes. We are very appreciative of the efforts of our staff and the substitutes who are willing to cover classes. I am suggesting a \$5 increase to our sub pay for the remainder of the school year. This would increase our substitute teacher pay to \$155 per day. We have also advertised in the Clipper for additional substitute teachers.

BUILDING AND GROUNDS

- Brush for Bobcat - We are looking at possibly purchasing a brush for the front of the Bobcat for snow removal and sweeping off gravel from the parking lot. This would mainly be used for snow removal.

INFORMATIONAL ITEMS

- The staff was very appreciative of the opportunity to get Bulldog gear. Thank you!
- Athletic Enrollment Projections - The NSAA uses each district's 9th through 11th grade enrollment to set the different classes for activities. They separate out the boys and girls and classify them separately. Here are our projections for the next 5 years:

2026-2027		2027-2028		2028-2029		2029-2030		2030-2031	
Boys	Girls	Boys	Girls	Boys	Girls	Boys	Girls	Boys	Girls
37	23	38	23	27	33	21	35	15	35

As we look at these numbers we must also consider the participation numbers in our activities. We might need to start exploring options for coops for some activities.

- District Evaluation Tool - set up a Zoom meeting with Mark Doss from the University of Missouri's Network for Educator Effectiveness (NEE). NEE developed a research-based evaluation tool in 2011 that supports observation of teachers, principals, and other staff, with recent expansions allowing for additional positions and customization. The system is grounded in the InTASC national teaching standards, and the University of Missouri provides ongoing research support, technology development, and training. I have used this system in the past, and it functions as an effective growth model for evaluation, offering ease of use and enabling principals to spend more time in classrooms. The platform also includes several valuable components, such as professional development planning tools for teachers, training videos for principals (both during initial implementation and annually), and exemplar videos for staff.
- I have been working on the calendar for next year. I will meet with a calendar committee and share the draft of the 2026-2027 calendar.
- We have officially been approved to join the Safe2Help Nebraska app. This is at no cost to the district. We have developed a threat assessment team, required to be a part of the

Superintendent's Report

December 8, 2025

app, and they have to be trained. Our team will be trained on the software on December 15.

- **Safe2Help NE** is a confidential reporting system that allows students, staff, and parents to anonymously share concerns about behaviors or situations that may threaten the safety and well-being of students or schools across Nebraska.
 - Reports can include, but are not limited to, concerns related to:
 - School threats
 - Bullying or harassment
 - Substance use
 - Suicide or self-harm
 - Criminal activity
 - Domestic violence
 - Abuse or neglect
 - A friend's physical or mental health

WORKSHOPS, WEBINARS, CONFERENCES, & MEETINGS

Past Meetings Attended:

- TVC Superintendent's Meeting/TVC One Act Production - Hastings - Tuesday, November 18
- NASB State Education Conference - Omaha - Nov 19-21
- The Nebraska Department of Education Literacy Advisory Panel - Monday, Dec. 1 3 PM

Upcoming Meetings:

- NCSA Legislative Preview (Virtual) - Wed, Dec. 10
- Safe2Help Threat Assessment Team training - Monday, Dec. 15

AQuESTT Classification Details Report 2025

SHELTON PUBLIC SCHOOLS [10-0019-000]

District Rating

Classification - Summary

Status: 2

Participation: No Adjustment

Tenet Adjustments

Positive Partnerships, Relationships, and Success: N/A

Transitions: 0

Educational Opportunities and Access: 0 (0 or +1)

Postsecondary, Career, and Civic Ready: N/A

Student Achievement and Growth: 0 (0 or +1)

Educator Effectiveness: N/A

Final Classification:

2 Good

Ratings Last Updated: 11-05-2025

SHELTON PUBLIC SCHOOLS [10-0019-000]

District Rating

Comprehensive Support and Improvement (CSI)

A school can be designated as CSI if it receives Title I funding and the scores at the school pass through all three stages of the designation filter, or if the school has a 4-year cohort graduation rate less than 67%. Please see <https://aquestt.com/resources/> for additional details of the CSI rules. Districts are not eligible for CSI.

Furthest Progress in CSI Designation: None (districts are not eligible)

SHELTON PUBLIC SCHOOLS [10-0019-000]

District Rating

Targeted Support and Improvement (TSI) and Additional Targeted Support and Improvement (ATSI)

TSI and ATSI designations are made using the same metrics as CSI, but for groups of students within a school as opposed to the entire school. TSI student groups are designated by comparing against the lowest quartile of Title I school scores, while ATSI student groups are compared against the highest scores of the schools designated as CSI. Please see <https://aquestt.com/resources/> for additional details of the TSI and ATSI rules. Districts are not eligible for TSI/ATSI.

For more information on Classifications, TSI/ATSI and CSI, please see <https://aquestt.com/resources/>

District Summary of CSI/TSI/ATSI Schools & Groups

This table shows which schools are CSI and which schools have TSI or ATSI student groups within this district.

School Name	School Type	CSI Status	TSI Student Groups	ATSI Student Groups
SHELTON ELEMENTARY SCHOOL	Elementary School	No	(None)	(None)
SHELTON HIGH SCHOOL	High School	No	(None)	(None)
SHELTON HIGH SCHOOL	Middle School	No	(None)	(None)

Student Group Key:

AM = American Indian or Alaskan Native
 AS = Asian
 BL = Black or African American
 HI = Hispanic
 MU = Multiple Races
 PI = Native Hawaiian or Other Pacific Islander
 WH = White

EL = English Learner
 FRL = Free or Reduced Lunch
 SPED = Special Education

Classification - Status Indicator

	ELA	Math	Total
# of Eligible Assessments	124	124	248
# of Proficient Assessments	79	68	147
	% Proficient		59.27%

Your 2024-2025 Status Score: **59.27%**

Applicable Cut Score for this District: Status Score \geq 45 but $<$ 60

Your Status Rating: **2**

Classification - Participation Indicator

	ELA	Math	Science	Total
# of Eligible Students	136	136	56	328
# of Participating Students	136	136	56	328
	% Participating			100.00%

Your 2024-2025 Participation Score: **100.00%**

Your Participation Rating Adjustment: **0**



Transitions Tenet - 4 Year Graduation Indicator

Note: graduation data is lagged by a year compared to other accountability data, 2023-2024 is the most recent data used in both graduation indicators.

	Total
# of Eligible Cohort Members	14
# of Cohort Graduates	14
Cohort 4-Year Graduation Rate	100.00%

Transitions Tenet - Extended 7 Year Graduation Indicator

	Total
# of Eligible Cohort Members	21
# of Cohort Graduates	17
Cohort 7-Year Graduation Rate	80.95%

Transitions Tenet Rating

Indicator	Score	Weight	Weighted Score	<i>Score x Weight / Total Weight</i>
4 Year Graduation	100.00	0.51	51.00	
Extended 7 Year Graduation	80.95	0.49	39.67	
Total		1.00	90.67	

Your 2024-2025 Transitions Tenet Score: **90.67**

Your Transitions Tenet Rating Adjustment: **0**



Educational Opportunities Tenet - Chronic Absenteeism

Note: A chronically absent student is defined as any student absent for 10% or more of the days they were enrolled

	2021-2022	Baseline	
# of Eligible Students	255	255	
# Chronically Absent	24	24	
Rate	9.41%	9.41%	
Target Rate for 2024-2025:	8.00%		15% reduction
Current Year # of Eligible Students		269	
Current Year # Chronically Absent		35	
Rate		13.01%	
Difference from Target Rate		-5.01%	

This indicator's score is determined by comparing the rate of students who are chronically absent in the current year against a target rate. The target rate of 8.00% is found by calculating the 2021-2022 baseline rate of 9.41% and reducing it by 5% per year. The actual chronic absenteeism rate for this year is 13.01% which is 5.01% worse than the target rate.

Educational Opportunities Tenet - Progress Towards English Language Proficiency

	Total	
# of Eligible English Learners	22	
# On Track	4	
# Making Partial Progress	2	(count as a half point in the rate calculation)
Rate	22.73%	

Educational Opportunities Tenet Rating Adjustment

Indicator	Score	Standardized Score	Weight	Weighted Score	Standardized Score x Weight / Total Weight
Chronic Absenteeism	-5.01	-0.81	0.50	-0.41	
English Learner Progress	22.73	-1.61	0.50	-0.81	
Total			1.00	-1.21	

Standardized scores are created using a z-score method based on the mean of all eligible scores for the indicator statewide

Your 2024-2025 Tenet Score: **-1.21**

Applicable Cut Score for This District: Tenet Score \leq 0.8

Your Tenet Rating Adjustment: **0**

The rules for the Educational Opportunities and Access tenet allow for an upward adjustment to your classification rating, or for no adjustment to take place. Your overall tenet score of -1.21 is at or below the cut score of 0.80, so this results in no adjustment to your classification rating.



Student Achievement and Growth Tenet - Growth

	ELA	Math	Total
# of Eligible Students	89	90	179
# of Students Showing Growth	56	61	117
	Growth Percentage		65.36%

Student Achievement and Growth Tenet - Non-Proficiency

	2022-2023	2023-2024	2024-2025
# of Eligible ELA & Math Assessments	262	272	248
# of Non-Proficient Scores	122	138	101
% Non-Proficient	46.56%	50.74%	40.73%

Number of School Years Available for Trendline: 3

Non-Proficiency Trendline Slope: **-2.92** (lower is better)

Your Non-Proficiency trendline indicates that over the last 3 years, the percentage of ELA and Math assessments scored as non-proficient has been decreasing.

Student Achievement and Growth Tenet - Science Proficiency

	Total
# of Eligible Assessments	49
# of Proficient Assessments	37
% Proficient	75.51%

Student Achievement and Growth Tenet Rating Adjustment

Indicator	Score	Standardized Score	Weight	Weighted Score	<i>Standardized Score x Weight / Total Weight</i>
Growth	65.36	0.33	0.65	0.21	
Non-Proficiency	-2.92	0.96	0.25	0.24	

Science Status	75.51	0.03	0.10	0.00
Total			1.00	0.46

Standardized scores are created using a z-score method based on the mean of all eligible scores for the indicator statewide

Your 2024-2025 Student Achievement & Growth Tenet Score: **0.46**

Applicable Cut Score for This District: Tenet Score < 0.8

Your Tenet Rating Adjustment: **0**

The rules for the Student Achievement and Growth tenet allow for an upward adjustment to your classification rating, or for no adjustment to take place. Your overall tenet score of 0.46 is below the cut score of 0.80, so this results in no adjustment to your classification rating.



Positive Partnerships, Relationships, and Success Tenet - Student Discipline

	Total	
# of Eligible Students	285	
# Students Not Suspended or Expelled	282	<i>(no out-of-school suspension or expulsion)</i>
Rate	98.95%	

Positive Partnerships, Relationships, and Success Tenet Rating Adjustment

Indicator	Score	Weight	Weighted Score	<i>Score x Weight / Total Weight</i>
Student Discipline	98.95	1.00	98.95	
Total		1.00	98.95	

Your 2024-2025 Tenet Score: **98.95**

Your Tenet Rating Adjustment: **N/A**

No indicators in the Positive Partnerships, Relationships, and Success tenet are currently being used to adjust the classification rating, the data is presented here for review purposes.

AQuESTT Classification Details Report 2025

SHELTON HIGH SCHOOL [10-0019-001]

High School Rating

Classification - Summary

Status: 4

Participation: No Adjustment

Tenet Adjustments

Positive Partnerships, Relationships, and Success: N/A

Transitions: 0

Educational Opportunities and Access: 0 (0 or +1)

Postsecondary, Career, and Civic Ready: N/A

Student Achievement and Growth: +1 (0 or +1)

Educator Effectiveness: N/A

Final Classification:

4 Excellent

Ratings Last Updated: 11-05-2025

SHELTON HIGH SCHOOL [10-0019-001]

High School Rating

Comprehensive Support and Improvement (CSI)

A school can be designated as CSI if it receives Title I funding and the scores at the school pass through all three stages of the designation filter, or if the school has a 4-year cohort graduation rate less than 67%. Please see <https://aquestt.com/resources/> for additional details of the CSI rules. Districts are not eligible for CSI.

Furthest Progress in CSI Designation: None (no Schoolwide or Targeted Title I program or not enough students)

SHELTON HIGH SCHOOL [10-0019-001]

High School Rating

Targeted Support and Improvement (TSI) and Additional Targeted Support and Improvement (ATSI)

TSI and ATSI designations are made using the same metrics as CSI, but for groups of students within a school as opposed to the entire school. TSI student groups are designated by comparing against the lowest quartile of Title I school scores, while ATSI student groups are compared against the highest scores of the schools designated as CSI. Please see <https://aquestt.com/resources/> for additional details of the TSI and ATSI rules. Districts are not eligible for TSI/ATSI.

Student Group	TSI/ATSI Status	Designation Year
English Learners	Too few students	
Economically Disadvantaged	Too few students	
American Indian or Alaska Native	Too few students	
Asian	Too few students	

Black or African American	Too few students	
Hispanic	Too few students	
Two Or More Races	Too few students	
Native Hawaiian or Other Pacific Islander	Too few students	
White	Not TSI/ATSI	
Students with Disabilities	Too few students	

For more information on Classifications, TSI/ATSI and CSI, please see <https://aquestt.com/resources/>

Classification - Status Indicator

	ELA	Math	Total
# of Eligible Assessments	15	15	30
# of Proficient Assessments	11	9	20
	% Proficient		66.67%

Your 2024-2025 Status Score: **66.67%**

Applicable Cut Score for this High School: Status Score ≥ 61

Your Status Rating: **4**

Classification - Participation Indicator

	ELA	Math	Science	Total
# of Eligible Students	16	16	16	48
# of Participating Students	16	16	16	48
	% Participating			100.00%

Your 2024-2025 Participation Score: **100.00%**

Your Participation Rating Adjustment: **0**



Transitions Tenet - 4 Year Graduation Indicator

Note: graduation data is lagged by a year compared to other accountability data, 2023-2024 is the most recent data used in both graduation indicators.

	Total
# of Eligible Cohort Members	14
# of Cohort Graduates	14
Cohort 4-Year Graduation Rate	100.00%

Transitions Tenet - Extended 7 Year Graduation Indicator

	Total
# of Eligible Cohort Members	21
# of Cohort Graduates	17
Cohort 7-Year Graduation Rate	80.95%

Transitions Tenet Rating

Indicator	Score	Weight	Weighted Score	<i>Score x Weight / Total Weight</i>
4 Year Graduation	100.00	0.51	51.00	
Extended 7 Year Graduation	80.95	0.49	39.67	
Total		1.00	90.67	

Your 2024-2025 Transitions Tenet Score: **90.67**

Your Transitions Tenet Rating Adjustment: **0**



Educational Opportunities Tenet - Chronic Absenteeism

Note: A chronically absent student is defined as any student absent for 10% or more of the days they were enrolled

	2021-2022	Baseline	
# of Eligible Students	81	81	
# Chronically Absent	17	17	
Rate	20.99%	20.99%	
Target Rate for 2024-2025:	17.84%		15% reduction
Current Year # of Eligible Students		80	
Current Year # Chronically Absent		18	
Rate		22.50%	
Difference from Target Rate		-4.66%	

This indicator's score is determined by comparing the rate of students who are chronically absent in the current year against a target rate. The target rate of 17.84% is found by calculating the 2021-2022 baseline rate of 20.99% and reducing it by 5% per year. The actual chronic absenteeism rate for this year is 22.50% which is 4.66% worse than the target rate.

Educational Opportunities Tenet - Progress Towards English Language Proficiency

	Total	
# of Eligible English Learners	8	
# On Track	2	
# Making Partial Progress	0	(count as a half point in the rate calculation)
Rate	N/A*	

* Due to having less than 10 eligible English Learners with a baseline ELPA21 assessment to compare against, this indicator will not be included in this tenet's score

Educational Opportunities Tenet Rating Adjustment

Indicator	Score	Standardized Score	Weight	Weighted Score	Standardized Score x Weight / Total Weight
Chronic Absenteeism	-4.66	-0.36	0.50	-0.36	

English Learner Progress	N/A	N/A	0	N/A
Total			0.50	-0.36

Standardized scores are created using a z-score method based on the mean of all eligible scores for the indicator statewide

Your 2024-2025 Tenet Score: **-0.36**

Applicable Cut Score for This High School: Tenet Score \leq 1.3

Your Tenet Rating Adjustment: **0**

The rules for the Educational Opportunities and Access tenet allow for an upward adjustment to your classification rating, or for no adjustment to take place. Your overall tenet score of -0.36 is at or below the cut score of 1.30, so this results in no adjustment to your classification rating.



Student Achievement and Growth Tenet - Growth

	ELA	Math	Total
# of Eligible Students	0	0	0
# of Students Showing Growth	0	0	0
	Growth Percentage		N/A

Student Achievement and Growth Tenet - Non-Proficiency

	2022-2023	2023-2024	2024-2025
# of Eligible ELA & Math Assessments	28	26	30
# of Non-Proficient Scores	14	15	10
% Non-Proficient	50.00%	57.69%	33.33%

Number of School Years Available for Trendline: 3

Non-Proficiency Trendline Slope: **-8.33** (lower is better)

Your Non-Proficiency trendline indicates that over the last 3 years, the percentage of ELA and Math assessments scored as non-proficient has been decreasing.

Student Achievement and Growth Tenet - Science Proficiency

	Total
# of Eligible Assessments	15
# of Proficient Assessments	11
% Proficient	73.33%

Student Achievement and Growth Tenet Rating Adjustment

Indicator	Score	Standardized Score	Weight	Weighted Score	<i>Standardized Score x Weight / Total Weight</i>
Growth	N/A	N/A	0	N/A	
Non-Proficiency	-8.33	1.41	0.65	0.92	

Science Status	73.33	1.05	0.35	0.37
Total			1.00	1.28

Standardized scores are created using a z-score method based on the mean of all eligible scores for the indicator statewide

Your 2024-2025 Student Achievement & Growth Tenet Score: **1.28**

Applicable Cut Score for This High School: Tenet Score > 1.2

Your Tenet Rating Adjustment: **+1**

The rules for the Student Achievement and Growth tenet allow for an upward adjustment to your classification rating, or for no adjustment to take place. Your overall tenet score of 1.28 is above the cut score of 1.20, so this results in a +1 upward adjustment to your classification rating.



Positive Partnerships, Relationships, and Success Tenet - Student Discipline

	Total	
# of Eligible Students	84	
# Students Not Suspended or Expelled	84	<i>(no out-of-school suspension or expulsion)</i>
Rate	100.00%	

Positive Partnerships, Relationships, and Success Tenet Rating Adjustment

Indicator	Score	Weight	Weighted Score	<i>Score x Weight / Total Weight</i>
Student Discipline	100.00	1.00	100.00	
Total		1.00	100.00	

Your 2024-2025 Tenet Score: **100.00**

Your Tenet Rating Adjustment: **N/A**

No indicators in the Positive Partnerships, Relationships, and Success tenet are currently being used to adjust the classification rating, the data is presented here for review purposes.

AQuESTT Classification Details Report 2025

SHELTON HIGH SCHOOL [10-0019-001]

Middle School Rating

Classification - Summary

Status: 2

Participation: No Adjustment

Tenet Adjustments

Positive Partnerships, Relationships, and Success: N/A

Transitions: N/A

Educational Opportunities and Access: 0 (0 or +1)

Postsecondary, Career, and Civic Ready: N/A

Student Achievement and Growth: 0 (0 or +1)

Educator Effectiveness: N/A

Final Classification:

2 Good

Ratings Last Updated: 10-09-2025

SHELTON HIGH SCHOOL [10-0019-001]

Middle School Rating

Comprehensive Support and Improvement (CSI)

A school can be designated as CSI if it receives Title I funding and the scores at the school pass through all three stages of the designation filter, or if the school has a 4-year cohort graduation rate less than 67%. Please see <https://aquestt.com/resources/> for additional details of the CSI rules. Districts are not eligible for CSI.

Furthest Progress in CSI Designation: None (no Schoolwide or Targeted Title I program or not enough students)

SHELTON HIGH SCHOOL [10-0019-001]

Middle School Rating

Targeted Support and Improvement (TSI) and Additional Targeted Support and Improvement (ATSI)

TSI and ATSI designations are made using the same metrics as CSI, but for groups of students within a school as opposed to the entire school. TSI student groups are designated by comparing against the lowest quartile of Title I school scores, while ATSI student groups are compared against the highest scores of the schools designated as CSI. Please see <https://aquestt.com/resources/> for additional details of the TSI and ATSI rules. Districts are not eligible for TSI/ATSI.

Student Group	TSI/ATSI Status	Designation Year
English Learners	Too few students	
Economically Disadvantaged	Not TSI/ATSI	
American Indian or Alaska Native	Too few students	
Asian	Too few students	

Black or African American	Too few students	
Hispanic	Too few students	
Two Or More Races	Too few students	
Native Hawaiian or Other Pacific Islander	Too few students	
White	Not TSI/ATSI	
Students with Disabilities	Not TSI/ATSI	

For more information on Classifications, TSI/ATSI and CSI, please see <https://aquestt.com/resources/>

Classification - Status Indicator

	ELA	Math	Total
# of Eligible Assessments	41	41	82
# of Proficient Assessments	20	14	34
	% Proficient		41.46%

Your 2024-2025 Status Score: **41.46%**

Applicable Cut Score for this Middle School: Status Score \geq 40 but $<$ 60

Your Status Rating: **2**

Classification - Participation Indicator

	ELA	Math	Science	Total
# of Eligible Students	45	45	22	112
# of Participating Students	45	45	22	112
	% Participating			100.00%

Your 2024-2025 Participation Score: **100.00%**

Your Participation Rating Adjustment: **0**



Transitions Tenet - 4 Year Graduation Indicator

Note: graduation data is lagged by a year compared to other accountability data, 2023-2024 is the most recent data used in both graduation indicators.

	Total
# of Eligible Cohort Members	N/A
# of Cohort Graduates	N/A
Cohort 4-Year Graduation Rate	N/A

Transitions Tenet - Extended 7 Year Graduation Indicator

	Total
# of Eligible Cohort Members	N/A
# of Cohort Graduates	N/A
Cohort 7-Year Graduation Rate	N/A

Transitions Tenet Rating

Indicator	Score	Weight	Weighted Score	<i>Score x Weight / Total Weight</i>
4 Year Graduation	N/A	0	N/A	
Extended 7 Year Graduation	N/A	0	N/A	
Total		0.00	N/A	

Your 2024-2025 Transitions Tenet Score: **N/A**

Your Transitions Tenet Rating Adjustment: **0**



Educational Opportunities Tenet - Chronic Absenteeism

Note: A chronically absent student is defined as any student absent for 10% or more of the days they were enrolled

Table with 3 columns: Metric, 2021-2022, Baseline. Rows include # of Eligible Students, # Chronically Absent, Rate, Target Rate for 2024-2025, Current Year # of Eligible Students, Current Year # Chronically Absent, Rate, and Difference from Target Rate.

This indicator's score is determined by comparing the rate of students who are chronically absent in the current year against a target rate. The target rate of 13.78% is found by calculating the 2021-2022 baseline rate of 16.22% and reducing it by 5% per year. The actual chronic absenteeism rate for this year is 15.56% which is 1.77% worse than the target rate.

Educational Opportunities Tenet - Progress Towards English Language Proficiency

Table with 3 columns: Metric, Total, and Note. Rows include # of Eligible English Learners, # On Track, # Making Partial Progress, and Rate.

* Due to having less than 10 eligible English Learners with a baseline ELPA21 assessment to compare against, this indicator will not be included in this tenet's score

Educational Opportunities Tenet Rating Adjustment

Table with 6 columns: Indicator, Score, Standardized Score, Weight, Weighted Score, and Standardized Score x Weight / Total Weight. Row for Chronic Absenteeism.

English Learner Progress	N/A	N/A	0	N/A
Total			0.50	-0.23

Standardized scores are created using a z-score method based on the mean of all eligible scores for the indicator statewide

Your 2024-2025 Tenet Score: **-0.23**

Applicable Cut Score for This Middle School: Tenet Score \leq 1.0

Your Tenet Rating Adjustment: **0**

The rules for the Educational Opportunities and Access tenet allow for an upward adjustment to your classification rating, or for no adjustment to take place. Your overall tenet score of -0.23 is at or below the cut score of 1.00, so this results in no adjustment to your classification rating.



Student Achievement and Growth Tenet - Growth

	ELA	Math	Total
# of Eligible Students	36	37	73
# of Students Showing Growth	22	23	45
	Growth Percentage		61.64%

Student Achievement and Growth Tenet - Non-Proficiency

	2022-2023	2023-2024	2024-2025
# of Eligible ELA & Math Assessments	86	84	82
# of Non-Proficient Scores	44	54	48
% Non-Proficient	51.16%	64.29%	58.54%

Number of School Years Available for Trendline: 3

Non-Proficiency Trendline Slope: **3.69** (lower is better)

Your Non-Proficiency trendline indicates that over the last 3 years, the percentage of ELA and Math assessments scored as non-proficient has been increasing.

Student Achievement and Growth Tenet - Science Proficiency

	Total
# of Eligible Assessments	19
# of Proficient Assessments	13
% Proficient	68.42%

Student Achievement and Growth Tenet Rating Adjustment

Indicator	Score	Standardized Score	Weight	Weighted Score	<i>Standardized Score x Weight / Total Weight</i>
Growth	61.64	0.18	0.65	0.12	
Non-Proficiency	3.69	-0.66	0.25	-0.17	

Science Status	68.42	-0.89	0.10	-0.09
Total			1.00	-0.14

Standardized scores are created using a z-score method based on the mean of all eligible scores for the indicator statewide

Your 2024-2025 Student Achievement & Growth Tenet Score: **-0.14**

Applicable Cut Score for This Middle School: Tenet Score < 1.0

Your Tenet Rating Adjustment: **0**

The rules for the Student Achievement and Growth tenet allow for an upward adjustment to your classification rating, or for no adjustment to take place. Your overall tenet score of -0.14 is below the cut score of 1.00, so this results in no adjustment to your classification rating.



Positive Partnerships, Relationships, and Success Tenet - Student Discipline

	Total	
# of Eligible Students	48	
# Students Not Suspended or Expelled	45	<i>(no out-of-school suspension or expulsion)</i>
Rate	93.75%	

Positive Partnerships, Relationships, and Success Tenet Rating Adjustment

Indicator	Score	Weight	Weighted Score	<i>Score x Weight / Total Weight</i>
Student Discipline	93.75	1.00	93.75	
Total		1.00	93.75	

Your 2024-2025 Tenet Score: **93.75**

Your Tenet Rating Adjustment: **N/A**

No indicators in the Positive Partnerships, Relationships, and Success tenet are currently being used to adjust the classification rating, the data is presented here for review purposes.

AQuESTT Classification Details Report 2025

SHELTON ELEMENTARY SCHOOL [10-0019-002]

Elementary School Rating

Classification - Summary

Status: 3

Participation: No Adjustment

Tenet Adjustments

Positive Partnerships, Relationships, and Success: N/A

Transitions: N/A

Educational Opportunities and Access: 0 (0 or +1)

Postsecondary, Career, and Civic Ready: N/A

Student Achievement and Growth: 0 (0 or +1)

Educator Effectiveness: N/A

Final Classification:

3 Great

Ratings Last Updated: 10-09-2025

SHELTON ELEMENTARY SCHOOL [10-0019-002]

Elementary School Rating

Comprehensive Support and Improvement (CSI)

A school can be designated as CSI if it receives Title I funding and the scores at the school pass through all three stages of the designation filter, or if the school has a 4-year cohort graduation rate less than 67%. Please see <https://aquestt.com/resources/> for additional details of the CSI rules. Districts are not eligible for CSI.

Furthest Progress in CSI Designation: Stage 0

Stage 0:	All schools with Schoolwide or Targeted Title I programs in the classification school year
Stage 1:	Title I elementary/middle schools with scores in the lowest quartile of either the Status or English Learner Progress indicators
Stage 2:	Stage 1 schools with scores in the lowest quartile of either the Growth, or Non-Proficiency indicators
Stage 3:	Stage 2 schools with the lowest combined score of Chronic Absenteeism and Science Status

SHELTON ELEMENTARY SCHOOL [10-0019-002]

Elementary School Rating

Targeted Support and Improvement (TSI) and Additional Targeted Support and Improvement (ATSI)

TSI and ATSI designations are made using the same metrics as CSI, but for groups of students within a school as opposed to the entire school. TSI student groups are designated by comparing against the lowest quartile of Title I school scores, while ATSI student groups are compared against the highest scores of the schools designated as CSI. Please see <https://aquestt.com/resources/> for additional details of the TSI and ATSI rules. Districts are not eligible for TSI/ATSI.

Student Group	TSI/ATSI Status	Designation Year
English Learners	Too few students	

Economically Disadvantaged	Not TSI/ATSI	
American Indian or Alaska Native	Too few students	
Asian	Too few students	
Black or African American	Too few students	
Hispanic	Not TSI/ATSI	
Two Or More Races	Too few students	
Native Hawaiian or Other Pacific Islander	Too few students	
White	Not TSI/ATSI	
Students with Disabilities	Not TSI/ATSI	

For more information on Classifications, TSI/ATSI and CSI, please see <https://aquestt.com/resources/>

Classification - Status Indicator

	ELA	Math	Total
# of Eligible Assessments	68	68	136
# of Proficient Assessments	48	45	93
	% Proficient		68.38%

Your 2024-2025 Status Score: **68.38%**

Applicable Cut Score for this Elementary School: Status Score \geq 60 but $<$ 75

Your Status Rating: **3**

Classification - Participation Indicator

	ELA	Math	Science	Total
# of Eligible Students	75	75	18	168
# of Participating Students	75	75	18	168
	% Participating			100.00%

Your 2024-2025 Participation Score: **100.00%**

Your Participation Rating Adjustment: **0**



Transitions Tenet - 4 Year Graduation Indicator

Note: graduation data is lagged by a year compared to other accountability data, 2023-2024 is the most recent data used in both graduation indicators.

	Total
# of Eligible Cohort Members	N/A
# of Cohort Graduates	N/A
Cohort 4-Year Graduation Rate	N/A

Transitions Tenet - Extended 7 Year Graduation Indicator

	Total
# of Eligible Cohort Members	N/A
# of Cohort Graduates	N/A
Cohort 7-Year Graduation Rate	N/A

Transitions Tenet Rating

Indicator	Score	Weight	Weighted Score	<i>Score x Weight / Total Weight</i>
4 Year Graduation	N/A	0	N/A	
Extended 7 Year Graduation	N/A	0	N/A	
Total		0.00	N/A	

Your 2024-2025 Transitions Tenet Score: **N/A**

Your Transitions Tenet Rating Adjustment: **0**



Educational Opportunities Tenet - Chronic Absenteeism

Note: A chronically absent student is defined as any student absent for 10% or more of the days they were enrolled

	2021-2022	Baseline	
# of Eligible Students	137	137	
# Chronically Absent	1	1	
Rate	0.73%	0.73%	
Target Rate for 2024-2025:		0.62%	15% reduction
Current Year # of Eligible Students		144	
Current Year # Chronically Absent		10	
Rate		6.94%	
Difference from Target Rate		-6.32%	

This indicator's score is determined by comparing the rate of students who are chronically absent in the current year against a target rate. The target rate of 0.62% is found by calculating the 2021-2022 baseline rate of 0.73% and reducing it by 5% per year. The actual chronic absenteeism rate for this year is 6.94% which is 6.32% worse than the target rate.

Educational Opportunities Tenet - Progress Towards English Language Proficiency

	Total	
# of Eligible English Learners	13	
# On Track	2	
# Making Partial Progress	2	(count as a half point in the rate calculation)
Rate	23.08%	

Educational Opportunities Tenet Rating Adjustment

Indicator	Score	Standardized Score	Weight	Weighted Score	<i>Standardized Score x Weight / Total Weight</i>
Chronic Absenteeism	-6.32	-1.40	0.50	-0.70	
English Learner Progress	23.08	-1.67	0.50	-0.84	
Total			1.00	-1.54	

Standardized scores are created using a z-score method based on the mean of all eligible scores for the indicator statewide

Your 2024-2025 Tenet Score: **-1.54**

Applicable Cut Score for This Elementary School: Tenet Score \leq 1.0

Your Tenet Rating Adjustment: **0**

The rules for the Educational Opportunities and Access tenet allow for an upward adjustment to your classification rating, or for no adjustment to take place. Your overall tenet score of -1.54 is at or below the cut score of 1.00, so this results in no adjustment to your classification rating.



Student Achievement and Growth Tenet - Growth

	ELA	Math	Total
# of Eligible Students	53	53	106
# of Students Showing Growth	34	38	72
	Growth Percentage		67.92%

Student Achievement and Growth Tenet - Non-Proficiency

	2022-2023	2023-2024	2024-2025
# of Eligible ELA & Math Assessments	148	162	136
# of Non-Proficient Scores	64	69	43
% Non-Proficient	43.24%	42.59%	31.62%

Number of School Years Available for Trendline: 3

Non-Proficiency Trendline Slope: **-5.81** (lower is better)

Your Non-Proficiency trendline indicates that over the last 3 years, the percentage of ELA and Math assessments scored as non-proficient has been decreasing.

Student Achievement and Growth Tenet - Science Proficiency

	Total
# of Eligible Assessments	15
# of Proficient Assessments	13
% Proficient	86.67%

Student Achievement and Growth Tenet Rating Adjustment

Indicator	Score	Standardized Score	Weight	Weighted Score	<i>Standardized Score x Weight / Total Weight</i>
Growth	67.92	0.05	0.65	0.03	
Non-Proficiency	-5.81	1.40	0.25	0.35	

Science Status	86.67	0.25	0.10	0.02
Total			1.00	0.41

Standardized scores are created using a z-score method based on the mean of all eligible scores for the indicator statewide

Your 2024-2025 Student Achievement & Growth Tenet Score: **0.41**

Applicable Cut Score for This Elementary School: Tenet Score < 1.0

Your Tenet Rating Adjustment: **0**

The rules for the Student Achievement and Growth tenet allow for an upward adjustment to your classification rating, or for no adjustment to take place. Your overall tenet score of 0.41 is below the cut score of 1.00, so this results in no adjustment to your classification rating.



Positive Partnerships, Relationships, and Success Tenet - Student Discipline

	Total	
# of Eligible Students	153	
# Students Not Suspended or Expelled	153	<i>(no out-of-school suspension or expulsion)</i>
Rate	100.00%	

Positive Partnerships, Relationships, and Success Tenet Rating Adjustment

Indicator	Score	Weight	Weighted Score	<i>Score x Weight / Total Weight</i>
Student Discipline	100.00	1.00	100.00	
Total		1.00	100.00	

Your 2024-2025 Tenet Score: **100.00**

Your Tenet Rating Adjustment: **N/A**

No indicators in the Positive Partnerships, Relationships, and Success tenet are currently being used to adjust the classification rating, the data is presented here for review purposes.

To: Board of Education
From: Jeff Kenton
Date: December 8, 2025
Re: Board Report

AQuESTT Rating – Shelton Elementary

The Nebraska Department of Education recently released its annual AQuESTT classifications, the accountability system used to evaluate and support every school across the state. AQuESTT—Accountability for a Quality Education System, Today and Tomorrow—looks beyond test scores to provide a more comprehensive picture of school performance. It considers multiple indicators connected to high-quality teaching and learning, positive school culture, and student success.

I am proud to share that Shelton Elementary was rated as a **Great** School for the 2024–2025 school year.

AQuESTT evaluates schools using several key tenets, including:

- **Positive Partnerships & Relationships**
- **Transitions**
- **Educational Opportunities & Access**
- **College, Career, & Civic Readiness**
- **Assessment**
- **Educator Effectiveness**
- **School Safety & Climate**

This rating reflects the collective hard work of our students, staff, families, and community. Our commitment to strong relationships, high expectations, and continuous improvement continues to move Shelton Elementary forward.

While we are proud of being rated a Great school, our ultimate goal is to continue growing and achieve an Excellent rating in the years ahead.

UNK Principal Advisory Committee Meeting

In addition to our AQuESTT update, I also attended the UNK Principal Advisory Committee Meeting in Kearney this month. This meeting provided valuable information

and strengthened our partnership with the University of Nebraska at Kearney's Teacher Education Program. Key agenda topics included:

II. Partner School Information

Presented by Vic Young, Partner School Director

III. Sponsor a Day at UNK

Vic Young and Emily DeVall shared proposed dates for districts to bring students to UNK for on-campus experiences:

- Tuesday, January 27, 2026
- Tuesday, February 24, 2026
- Tuesday, March 31, 2026
- Tuesday, April 21, 2026

IV. Second Semester Student Teaching

Update provided by Jill Clevenger, Student Teaching Director

V. Teacher Scholars Academy Update

Presented by Emily DeVall, Scholar Academy Director

VI. State Board of Education/NDE Updates

Shared by Jenny Jansky, Teacher Certification Director

VII. UNK Teacher Education News

- Spring 2026 session begins January 12, 2026
- Student Teacher Professional Development scheduled for January 22–23, 2026
- Educator Career Fair on January 22, 2026
- Co-Teaching Training on January 15, 2026

This collaboration with UNK continues to support our ability to attract, mentor, and retain high-quality educators, ensuring strong teacher preparation pipelines for districts like ours.

Respectfully Submitted,

Jeff Kenton

To: Shelton Board of Education
From: Mrs. Hostetler
Date: December 8, 2025
Re: Secondary Principal Report

- **Celebrations**

- Veteran's Day Program
- High School Quiz Bowl @ Amherst & @ Central City
- Conference & District One Act Competitions
- Jalyn Branson, College Signing with College of St. Mary's
- Friendsgiving

- **Trainings**

- Operationalizing School Safety Training @ Yanney Pavillion, Kearney
- Zoom Meeting with Bound with Admin. Team

- **Items of the Month**

- Enrollment, 7-12: 120 students
- Winter Sports have started
 - Girls Wrestling: 4 girls
 - Boys Wrestling: 12 boys
 - Girls Basketball: 8 girls
 - Boys Basketball: 18 boys
 - JH Girls Basketball: 9 girls (7th & 8th grade)
 - JH Boys Wrestling: 11 boys
- Met with Baer Photography & Danielle Treffer for options for next year
- Academic Assistance Period/Downlist
 - September: 23 students
 - October: 57 students
 - November: 66 students
 - December: 13 (**1st week of December*)
- Attendance Letters
 - Consider language on loss of credit after determined # of absences
- Tardies & Expectations for [Standard of Practice](#)
 - 13 students are being held to the standard of practice due to tardies accumulated over 4 tardies
- [Staff Survey Results](#)
 - Drug Testing/Nicotine Testing
 - Vape Sensors
 - Cell Phones
 - Digital Hall Passes

- **Upcoming Events:**

- Elementary Christmas Program December 11, 2025
- Safe2Help Training December 15, 2025
- JH/HS Christmas Program December 16, 2025
- Preschool Christmas Program December 18, 2025
- End of 2nd Qtr/1st Semester December 19, 2025
- Holiday Break December 20-January 6, 2026 (*No School Students*)
- Teacher Prof. Devel./Workday January 5-6, 2026



SHELTON
PUBLIC
SCHOOLS

Staff Survey - October 29, 2025

Vape Sensors

Digital Hall Passes

Cell Phones

***“BECOMING THE BEST VERSION OF OURSELVES
TOGETHER”***

Information



**SHELTON
PUBLIC
SCHOOLS**

- Survey was electronically shared with staff in grades 4-12 grades
- Sent on October 29, 2025 & Closed on November 5, 2025
- Received 12 responses

***“BECOMING THE BEST VERSION OF OURSELVES
TOGETHER”***



Questions:

The presence of vaping and/or THC use is a significant issue at school.

The school should invest in new technology to monitor and deter prohibited activities.

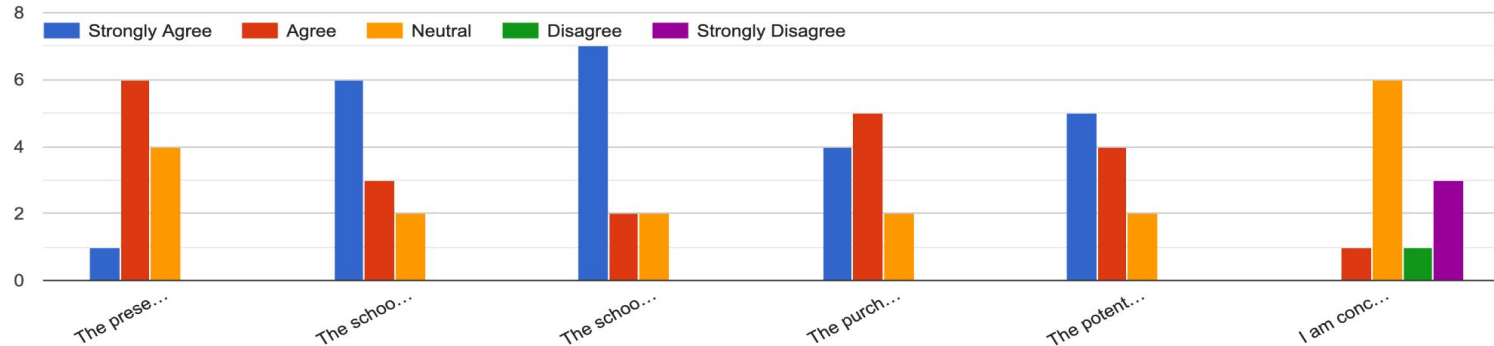
The school should increase the frequency of random drug testing amongst students (currently once per quarter).

The purchase of 'smart sensors' for our school could positively impact student behavior.

The potential benefits of smart sensors outweigh potential concerns (e.g., privacy).

I am concerned about the student privacy implications of smart sensor technology.

Please indicate your level of agreement with the following statements:



***“BECOMING THE BEST VERSION OF OURSELVES
TOGETHER”***



**SHELTON
PUBLIC
SCHOOLS**

What concerns would you have regarding the implementation of smart sensors in our school?

Adequate training of staff responsible for the implementation, maintenance, etc. of the devices. Before purchase identify, what technology requirements will need to be in place - example - Will the devices need Wi Fi connection and will they need a dedicated device such as computer or iPad?

I have no concerns. I think it is our job as educators to help guide students to make smart, healthy decisions, and with this technology, we can identify those that need extra support and intervention.

One of my only concerns is that innocent students will get accused of vaping. For example, if a student was already in the bathroom and another student comes in and vapes, how do we distinguish who is guilty and who is not. I do not believe just looking at the cameras will solve this because I am sure some of the students are meeting in the bathroom to do it together. Other than that I have no concerns and think this would be a helpful tool.

Privacy concerns mostly coming from parents-Does current school policy allow for smart sensors?

No concerns

***“BECOMING THE BEST VERSION OF OURSELVES
TOGETHER”***



**SHELTON
PUBLIC
SCHOOLS**

What suggestions do you have for the administration to ensure a smooth and fair process if these smart sensors are purchased (e.g., student education, staff training, clear protocol)?

Student education, staff training, clear protocol in handbook.

Survey other school districts to find out the following information: brand of sensors used, pros / cons of the sensors, protocols the school has in place, what they would do different, level of training received, parent and student education, and any other information willing to share.

Is grant funding available for purchase of devices

I think all staff, students, and parents need to be informed on the smart sensors and their purpose. If we make the expectations clear and enforce them, then the process should be smooth and fair for all.

I am hopeful that with the new implementation of the online Securly hall passes, we can ensure certain students are not in the bathrooms together. But I am also unsure how to make this process completely fair for all involved.

Student, parent, and staff education about them. Clear protocol (handbook update)

Student Education, Staff training, clear and consistent protocol and consequences.

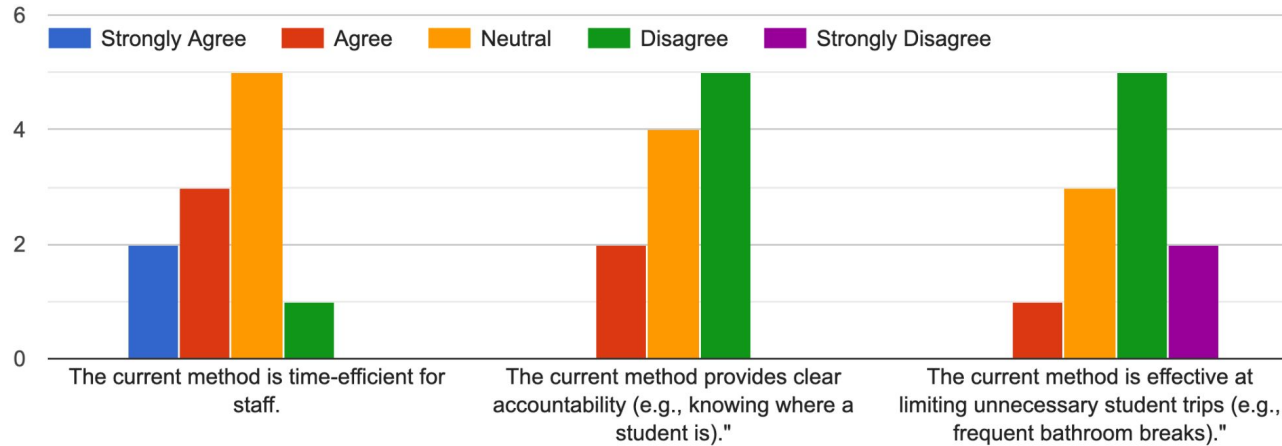
***“BECOMING THE BEST VERSION OF OURSELVES
TOGETHER”***

Digital Hall Passes



**SHELTON
PUBLIC
SCHOOLS**

Current Method (Signing student planners)



***“BECOMING THE BEST VERSION OF OURSELVES
TOGETHER”***

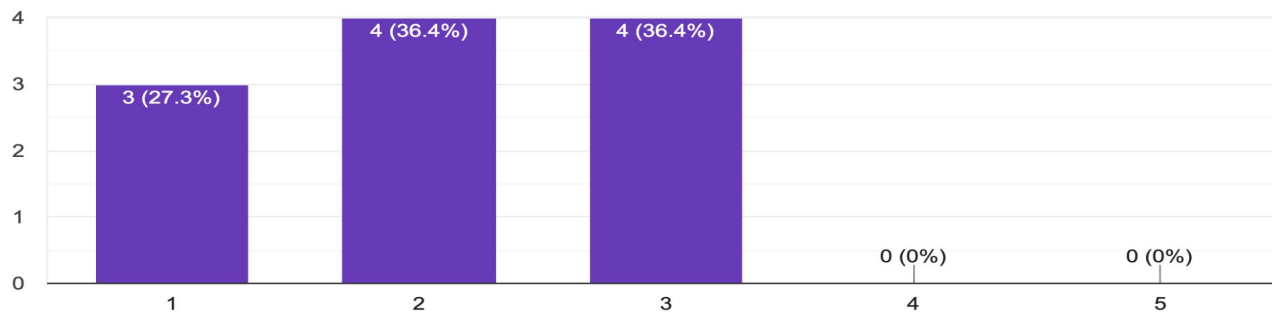
How confident are you that student passes are consistently used and enforced across all classrooms and staff?



**SHELTON
PUBLIC
SCHOOLS**

How confident are you that student passes are consistently used and enforced across all classrooms and staff?

11 responses



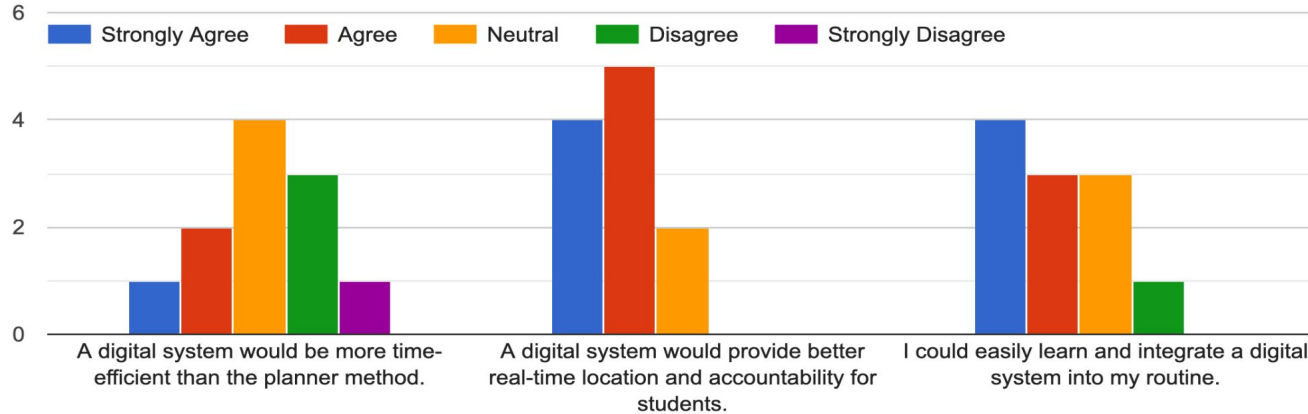
***“BECOMING THE BEST VERSION OF OURSELVES
TOGETHER”***

Digital Option (Securly Pass)



**SHELTON
PUBLIC
SCHOOLS**

Digital Option (Securly Pass)



***“BECOMING THE BEST VERSION OF OURSELVES
TOGETHER”***

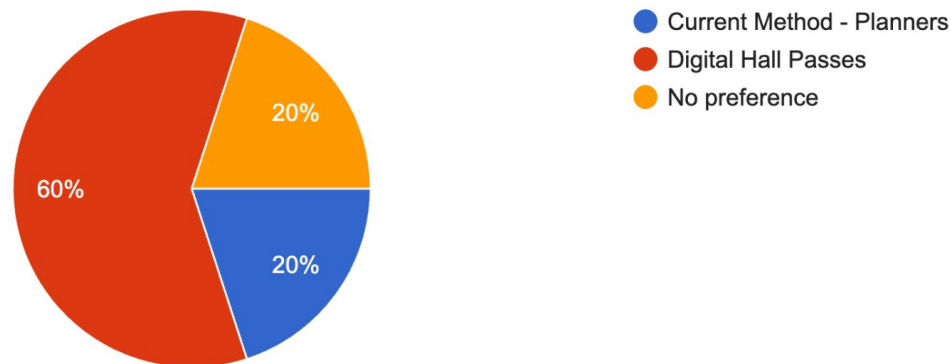
Which method would you generally prefer for student hall passes?



**SHELTON
PUBLIC
SCHOOLS**

Which method would you generally prefer for student hall passes?

10 responses



***“BECOMING THE BEST VERSION OF OURSELVES
TOGETHER”***

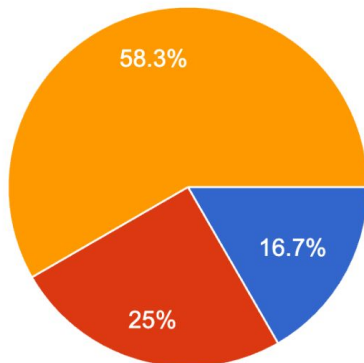
If a change to digital hall passes was made, would you prefer:



**SHELTON
PUBLIC
SCHOOLS**

If a change to digital hall passes was made, would you prefer:

12 responses



- Immediate implementation - As soon as the return from fall break
- Gradual implementation (introduce to one or two classes, full implementation to follow)
- Implement at the start of the 2nd semester

***“BECOMING THE BEST VERSION OF OURSELVES
TOGETHER”***



Do you think students should be allowed to use their phones during the school day?

Do you think students should be allowed to use their phones during the school day?

11 responses



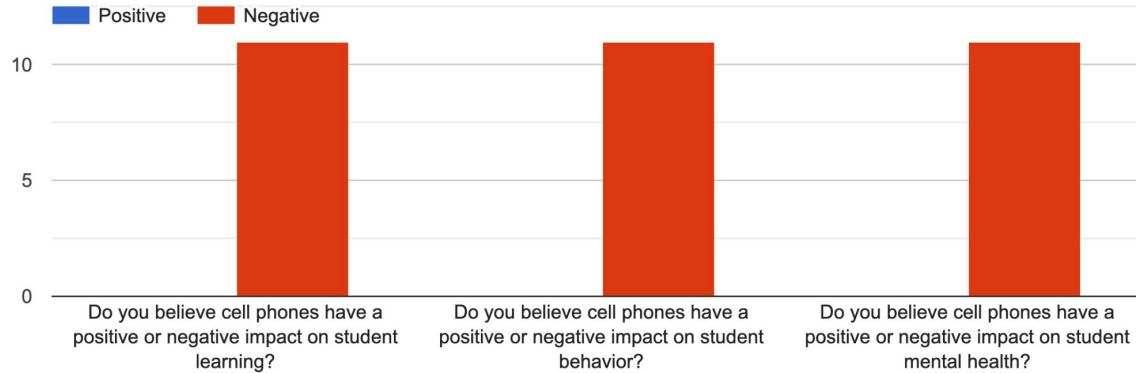
***“BECOMING THE BEST VERSION OF OURSELVES
TOGETHER”***

Positive or Negative?



**SHELTON
PUBLIC
SCHOOLS**

Positive or Negative Impacts?



***“BECOMING THE BEST VERSION OF OURSELVES
TOGETHER”***

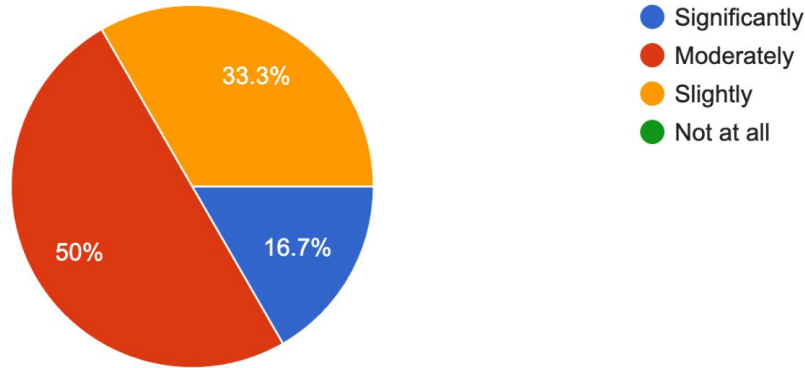
In your experience, how much do cell phones interfere with student learning?



**SHELTON
PUBLIC
SCHOOLS**

In your experience, how much do cell phones interfere with student learning?

12 responses



***“BECOMING THE BEST VERSION OF OURSELVES
TOGETHER”***

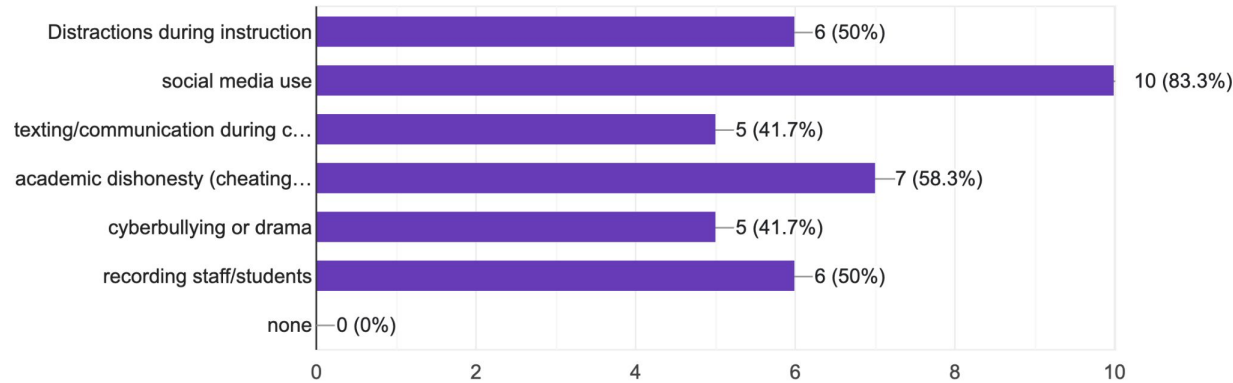
What issues do cell phones cause most often? (Select all that apply)



**SHELTON
PUBLIC
SCHOOLS**

What issues do cell phones cause most often? (Select all that apply)

12 responses



***“BECOMING THE BEST VERSION OF OURSELVES
TOGETHER”***

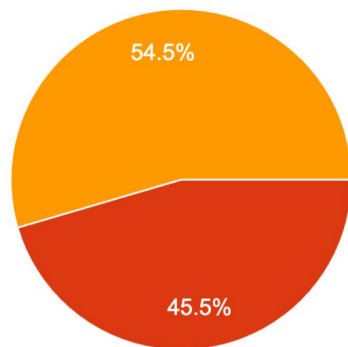
How effective do you believe the current cell phone pouches/storage system is at eliminating student cell phone distraction in your class?



**SHELTON
PUBLIC
SCHOOLS**

How effective do you believe the current cell phone pouches/storage system is at eliminating student cell phone distraction in your class?

11 responses



- Very Effective
- Mostly Effective
- Somewhat effective
- Not Effective
- Not currently managing phones

***“BECOMING THE BEST VERSION OF OURSELVES
TOGETHER”***

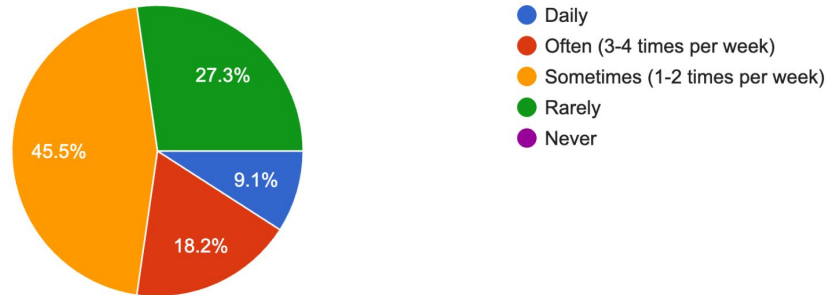


**SHELTON
PUBLIC
SCHOOLS**

How often does enforcing the cell phone policy feel like a "fight" or significant classroom management challenge?

How often does enforcing the cell phone policy feel like a "fight" or significant classroom management challenge?

11 responses



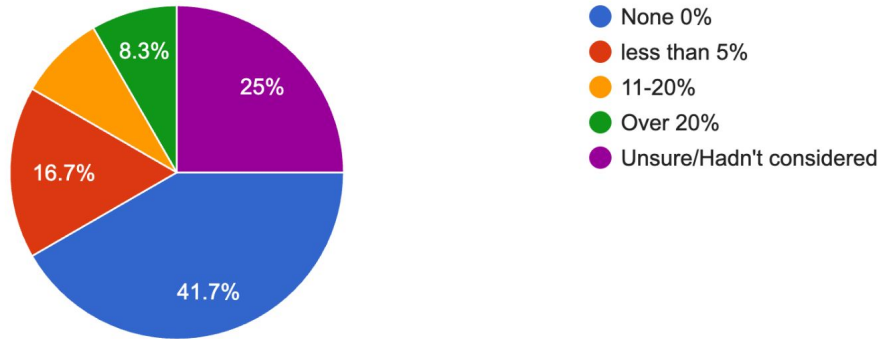
***“BECOMING THE BEST VERSION OF OURSELVES
TOGETHER”***



Approximately what percentage of students in your classroom do you suspect are using a secondary phone ("burner phone") that is *not* placed in the pouch/storage?

Approximately what percentage of students in your classroom do you suspect are using a secondary phone ("burner phone") that is not placed in the pouch/storage?

12 responses



***“BECOMING THE BEST VERSION OF OURSELVES
TOGETHER”***

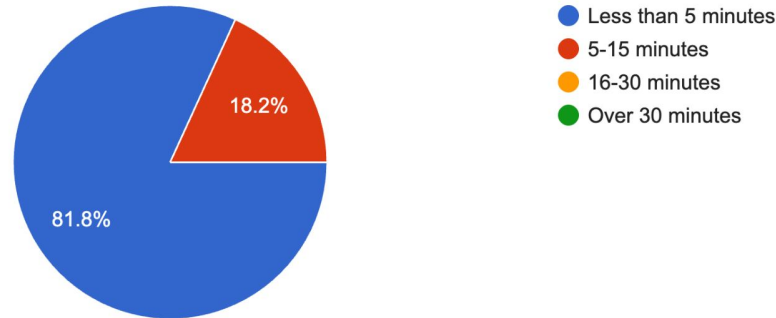
On average, how much instructional time do you estimate you lose per day due to managing cell phone issues (e.g., enforcing policy, confiscations, disputes)?



**SHELTON
PUBLIC
SCHOOLS**

On average, how much instructional time do you estimate you lose per day due to managing cell phone issues (e.g., enforcing policy, confiscations, disputes)?

11 responses



***“BECOMING THE BEST VERSION OF OURSELVES
TOGETHER”***

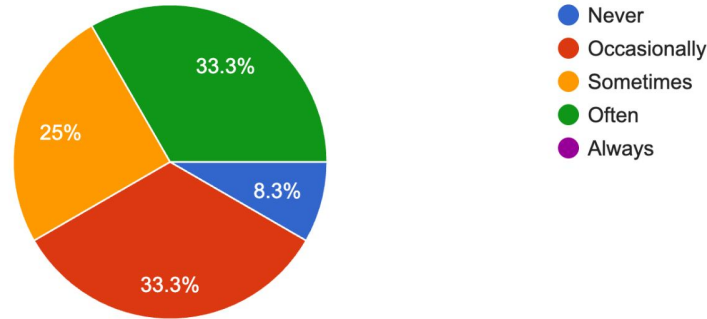
How often do students attempt to use their phone/device when leaving the classroom for the restroom or other passes?



**SHELTON
PUBLIC
SCHOOLS**

How often do students attempt to use their phone/device when leaving the classroom for the restroom or other passes?

12 responses



***“BECOMING THE BEST VERSION OF OURSELVES
TOGETHER”***

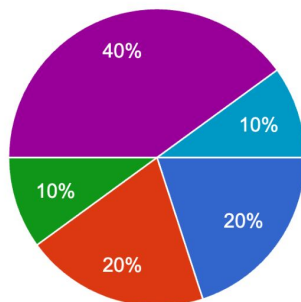
Which of the following is the most common cell phone violation you encounter? (Select the single most common)



**SHELTON
PUBLIC
SCHOOLS**

Which of the following is the most common cell phone violation you encounter? (Select the single most common)

10 responses



- Phone visible - in hand
- Phone out of phone pocket chart
- Using a secondary device
- Refusing to put in phone pocket chart
- Grabbing out of chart without permission
- earbuds in ears that may or may not be connected to phone during class time and cell phone use by student aides in the elementary classrooms - not setting a good example for the younger stude...

***“BECOMING THE BEST VERSION OF OURSELVES
TOGETHER”***

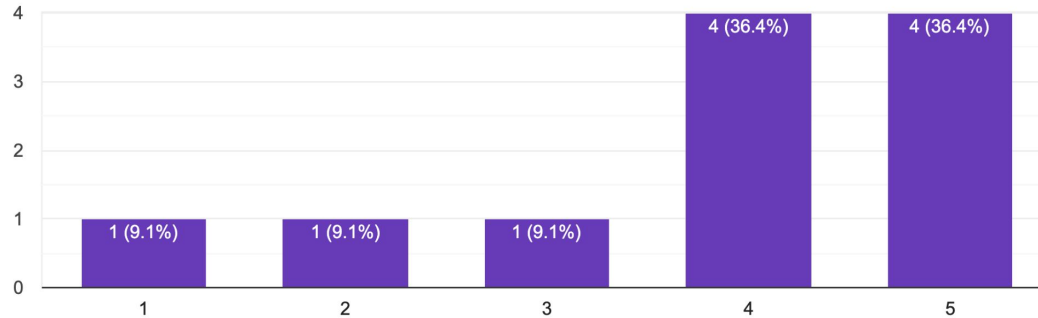
How clear are you on the school's disciplinary plan for cell phone violations (Technology Violation Spreadsheet - 1st offense, 2nd offense, etc.)?



**SHELTON
PUBLIC
SCHOOLS**

How clear are you on the school's disciplinary plan for cell phone violations (Technology Violation Spreadsheet - 1st offense, 2nd offense, etc.)?

11 responses



***“BECOMING THE BEST VERSION OF OURSELVES
TOGETHER”***

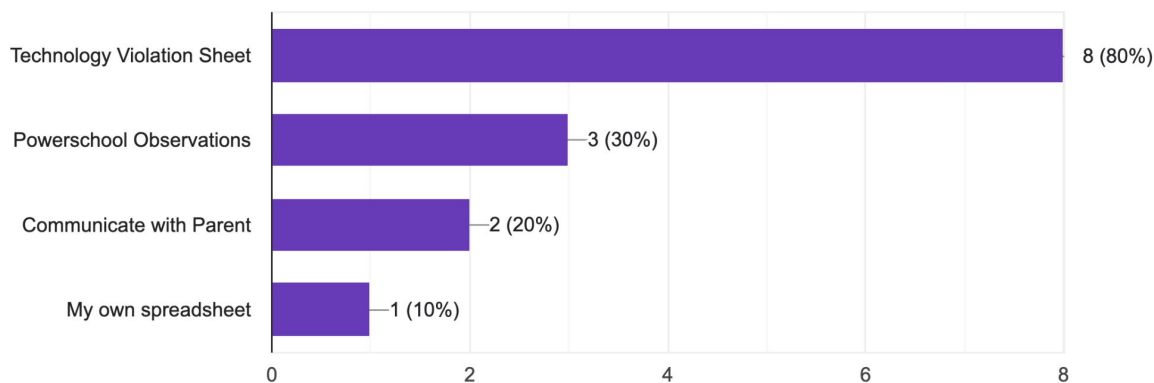
How do you currently track student cell phone violations (Select all that apply)?



**SHELTON
PUBLIC
SCHOOLS**

How do you currently track student cell phone violations (Select all that apply)?

10 responses



***“BECOMING THE BEST VERSION OF OURSELVES
TOGETHER”***

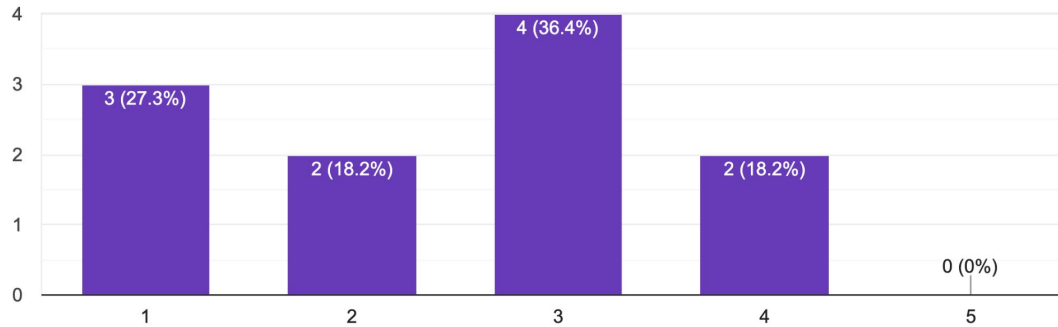
How confident are you that student cell phone violations are consistently enforced across all classrooms and staff?



**SHELTON
PUBLIC
SCHOOLS**

How confident are you that student cell phone violations are consistently enforced across all classrooms and staff?

11 responses



***“BECOMING THE BEST VERSION OF OURSELVES
TOGETHER”***



**SHELTON
PUBLIC
SCHOOLS**

What benefits do you see from reducing student cell phone use at school?

More socialization from students. Better mental health. Problem solving face to face.

more student engagement and interaction with classmates

I think research shows that cell phones are extremely harmful to young adults, and I think it is our job to help protect students, even if parents do not. We can only control what happens in our building, but I think by eliminating phones we are doing our part in helping to protect them. The school day is within our circle of concern, so we can control it here as much as possible.

It would reduce that "itch" during student free-time. I also think it would encourage our students to socialize with one other, and spend less time contacting others during school hours. I also think it would help with expectations being equal across all classrooms.

Students paying more attention during instruction and students not recording other students (especially when dysregulated)

improved and increased interactions amongst students, less classroom time spent fighting the phone battle

Student engagement

Improved attitudes, less time spent on the power struggle with enforcing cell phone storage rules, improved student focus

***“BECOMING THE BEST VERSION OF OURSELVES
TOGETHER”***

What benefits do you see from reducing student cell phone use at school?



**SHELTON
PUBLIC
SCHOOLS**

I would love to see our students more engaged with classes and peers and less distracted.

More peer interaction in person.

Students are able to have real intellectual conversations with all students and staff.

***“BECOMING THE BEST VERSION OF OURSELVES
TOGETHER”***



**SHELTON
PUBLIC
SCHOOLS**

What concerns do you have, if any, about limiting or banning cell phones during the school day?

Students with Type I diabetes may need access to Dex monitor app on phone, (currently do not have students but have had in the past).

Some students do use the phone as a "planner" to put in reminders or add items to their calendars - which could also be done on their computers and synced with their phones.

I have no concerns. I'm sure some parents will hate it, but research supports our decision.

My only concern is the amount of backlash we will receive from the students if we remove cellphones completely. If we only allow them during lunch, I am unsure on how we control this as well. It would be a lot for the office to have to be in charge of that many cellphones, and distribute them in a 30 min lunch period.

I can see students/parents being concerned about safety and communication during something like a lockdown, evacuation, etc. Parents and their kids are going to want to get ahold of each other in events like that. You will also get a lot of pushback from students and parents.

None. I think they should not have access to their phones during the school day.

***“BECOMING THE BEST VERSION OF OURSELVES
TOGETHER”***

What concerns do you have, if any, about limiting or banning cell phones during the school day?

NONE

That it will not be consistently implemented from teacher to teacher.

The fight that students or parents may put up and behavior issues that come with this.



**SHELTON
PUBLIC
SCHOOLS**

***“BECOMING THE BEST VERSION OF OURSELVES
TOGETHER”***



**SHELTON
PUBLIC
SCHOOLS**

Staff Survey - October 29, 2025

Vape Sensors

Digital Hall Passes

Cell Phones

***“BECOMING THE BEST VERSION OF OURSELVES
TOGETHER”***

**RESOLUTION OF THE BOARD OF EDUCATION TO ACCEPT OR REJECT AN
ENERGY SAVINGS COMPANY (ESCO)**

Whereas, the Shelton Board of Education, intends to enter into an Energy Financing Contract with a Qualified Energy Services Company has followed the Request for Qualifications process, per State Statute section 66-1062 to 1066. The Board of Education authorizes the superintendent to sign a Letter of Intent with_____.

SHELTON PUBLIC SCHOOL

District Office: 308-647-6742
Elementary Office: 308-647-6558
High School Office: 308-647-5459
Fax: 308-647-5233
PO Box 610, Shelton, NE 68876



Superintendent: Rodney Engel
Elementary Principal: Jeff Kenton
High School Principal: Amy Hostetler
Athletic Director: Chip Bahe
www.sheltonbulldogs.org

December 8, 2025

Facility Advocates
Attn. Dave Raymond
3738 S. 149th Street
Suite 102
Omaha, NE 68144

Dear Dave,

The Shelton Public School Board of Education has reviewed the Energy Services Company (ESCO) Proposals and found yours to be acceptable. Therefore, it is the intent of the School Board to implement a Performance Contract with Facility Advocates if the following criteria can be achieved through the in-depth study:

- Facility Advocates will conduct an in-depth engineering study of the Shelton Public School District sufficient to verify the scope of work for each of the projects selected. Those projects include but are not limited to: HVAC, Building Automation Systems/Controls, Roofing, Window & Doors and Electrical scopes of work.
- Facility Advocates will obtain the necessary financing commitment and, in partnership with Shelton Public Schools, prepare all necessary documents.
-
- Facility Advocates will develop a formal proposal and contract documents, in partnership with Shelton Public Schools, with the data gathered during the in-depth survey.
-
- The project cost for the Contract will meet agreed upon financial parameters, which on a preliminary basis shall not exceed \$ T.B.D.

Since it is the intent of both parties to continue and enhance the existing business relationship of Shelton Public Schools and Facility Advocates, contract negotiations will take place in an expeditious and forthright manner.

Sincerely,

Rodney Engel
Superintendent of Schools

6008
Class Rank

Student class rank shall be determined by using a numeric grade point average derived from all classes graded on a numeric basis. To be included in the class ranking, a student must have received a numeric grade for each core curriculum class in which he/she was enrolled. For the purposes of this policy, core curriculum shall include all courses in the areas of language arts, mathematics, science, and social studies.

Students who transfer into the school district will be eligible to be included in class ranking after two completed semesters of attendance (Junior year spring semester & Senior year fall semester). Class rank, for the purpose of valedictorian and salutatorian, will be figured in the spring semester prior to the end of the 2nd (spring) semester. **This will happen due to college courses not having final grades prior to graduation.*

Students who transfer into the school district in the middle of their senior year will be eligible to be included in class ranking, although a mid-year transfer will not displace the ranking of a student who has not transferred mid-year. In those circumstances, there will be two students holding the relevant class ranking. Mid-year transfer students will not be eligible to receive senior awards such as valedictorian and salutatorian unless the student has been enrolled in the district's high school for the last two semesters.

Adopted on: 7/15/24

Revised on: _____

Reviewed on: _____

Negotiated Agreement
Shelton Public Schools District #19
Shelton Education Association
2026-2027

1. Salary

A base salary of \$39,200 for the 2026-2027 contract year with increments for years of experience and accepted college credit beyond the BA level according to the attached salary schedule. A teacher's contract year shall be considered 185 days of service which includes 12 duty days for teacher in-service. The teacher in-service days will be allocated to allow for 5 professional learning days, 2 Parent-Teacher Conference days, 4 teacher work days, and a teacher check-out day at the end of the year.

2. Payment for Sponsorship of Extra-Curricular Activities

See the attached Extra-Curricular salary schedule

3. Steps on the salary schedule

The attached schedule will be used for the placement of teachers. The maximum advancement for years of experience for any contract year is one step. (Policy 4029)

4. Additional Compensation

To attract and retain quality teachers, the district will grant as many years of experience as the pay scale allows.

5. Health Insurance Contributions

The school district shall pay 100% of a \$1,050 deductible premium, for the plan endorsed by the Educators Health Alliance.

6. Life Insurance Contribution

The school district shall pay \$3.00 per month for each teacher for a \$20,000.00 Life Insurance Policy through a mutually agreed upon carrier.

7. Dental Insurance Contributions

The school district shall pay 100% of BC/BS dental plan PPO-80% A, B, and C with 50% D coverage.

8. Personal Leave

Teachers who have been employed by the district for 1 to 9 years of continuous service will receive 2 personal days annually and may trade in 4 sick leave days for one additional personal day giving them a maximum of 3 personal days per contract year.

Teachers who have completed their 10th consecutive year in the district will receive 3 personal days per contract year and may trade in 5 sick leave days for one additional personal day giving them a maximum of 4 personal days per contract year.

Teachers who have completed their 20th consecutive year of service in the district will receive 4 personal days per contract year and may trade in 5 sick leave days for one additional personal day giving them a maximum of 5 personal days per contract year.

Personal days that result from a staff member trading in sick days must be used during that calendar year and are not subject to reimbursement. Individuals must use annual personal days prior to trading sick leave for an additional personal day.

Part-time employees will receive a prorated amount of personal leave.

****Personal days based on years of service will be re-evaluated for the 2027-2028 master agreement to ensure this plan is sustainable and does not negatively impact instructional time.**

Personal leave will be subject to (1) the availability of substitutes and (2) adequate notice to the administration. In the instance when a personal day is requested on the day preceding or following a holiday or at the beginning or end of the school year it shall be subject to the following restrictions: The day off will be granted on a first-come, first-serve basis to the first two staff members presenting their request in writing to the superintendent. After that, no personal days will be granted on any of those particular days. Personal days will not be taken on professional development days. Requests for personal leave may be submitted once the calendar for the following year has been approved. Personal days granted before or after a holiday must be taken as a full day, regardless of the length of the instructional day missed. (ie-a half day of school missed will be taken as a full personal day, no partial personal days.)

Unused personal leave will be reimbursed at a daily rate equal to the employee's daily rate of pay. Personal leave may not be accumulated.

9. Sick Leave

Full-time employees shall receive 13 days of sick leave per year. Part-time employees will receive a prorated amount of leave. Sick leave shall mean absence due to personal illness, injury, or accident, absence due to illness of a family member residing in the same home, and also children, parents, parents-in-law, and siblings.

Unused sick leave can be accumulated to 40 days.

In order for certificated employees to utilize accumulated sick leave, all 13 of the current year's sick leave days must have been utilized and an absence took place.

After a certified staff member has used up all of their current year's sick leave days and their accumulated sick leave days, they may borrow up to 5 days from their following year's sick leave days. If the staff member should leave the district for any reason and has borrowed from the following year's sick leave days, then that employee will owe the district 1/185th of their total compensation per day for the sick leave days that were borrowed. This will either be deducted from their final check or in the case of a late resignation, will be paid to the district before they will be released from their contract.

10. Bereavement Leave

Bereavement leave can be taken from personal leave or sick leave days.

11. Professional Leave

A teacher shall receive up to two (2) days of non-accumulative professional leave per year. Professional leave is intended for meetings, workshops, conferences, and professional gatherings as detailed in Board Policy 7017. Workshops, seminars, and functions attended by the teacher at the request of the superintendent shall not be included in the above limit. Initial requests shall be made at least one week in advance of the planned leave day(s) to the principal. Head and assistant coaches will be granted two additional days of professional leave to attend NSAA-sponsored state championships in their respective sports.

12. Full "Dock Days" Leave

Staff members covered by this agreement are entitled to up to 5 “dock days” of additional leave in excess of the leave provided herein, so long as their leave is otherwise qualifying under another leave provision in this agreement and they have complied with all of the requirements of that provision for taking the leave. First-year teachers will receive an additional 10 dock days for FMLA reasons. Dock day leave will be taken at a reduction of the staff member’s total salary and benefit cost per day. This provision shall not apply, and the staff member is not allowed to take dock day leave, if the staff member is eligible for any other type of leave, including but not limited to leaves such as those provided in the agreement, the FMLA, and or Short or long-term disability.

13. 125 Plan

The school district will offer an IRS Section 125 for its employees.

14. Direct Deposit

The Board of Education will make direct deposit of checks available to all staff.

15. Praxis Exam

The district will reimburse a teacher for the fees of a passed Praxis exam that allows them to add an endorsement to their teaching certificate according to the [Areas of Specialization](#) allowed by NDE.

Agricultural Education	Earth and Space Science	Health Education	Physical Education	Special Education Generalist
Art	Economics	Health and Physical Education	Physics	SPED Deaf or Hard of Hearing
Biology	Elementary Education	History	Political Science	SPED Visual Impairment
Business, Marketing, Information, Technology (BMIT)	English Language Arts	Mathematics	Science	Vocal Music
Chemistry	Family and Consumer Science	Middle-Level Education (ELA, Math, Science, and S.S.)	Secondary English	World Languages (French, German, Latin, Spanish)
Early Childhood Inclusive	Geography	Music	Social Studies	

16. Agreement

This agreement will remain in force until superseded by a future agreement.

The Board of Education and Shelton Education Association agree that this document constitutes a complete agreement on all matters and all other proposals that have been made or considered have been withdrawn in consideration of this agreement.

Board Member

SEA Member

Board Member

SEA Member

Board Member

SEA Member

Dated this _____ day of _____ 2025.

2026-2027 Extra-Curricular Salary Schedule

Payments shall be based on a percentage of the base salary of \$39,200

Extra Curricular Salary Schedule		
Payments shall be based on a percentage of the base salary of	\$39,200.00	
Varsity Head Coaches & Activities Director	Percentage	Salary
1-2 year(s) of experience	0.11	\$4,312
3-4 years of experience	0.12	\$4,704
5-6 years of experience	0.13	\$5,096
7-9 years of experience	0.14	\$5,488
10 or more years of experience	0.15	\$5,880
Assistant Varsity Coaches		
1-2 year(s) of experience	0.08	\$3,136
3-4 years of experience	0.085	\$3,332
5-6 years of experience	0.09	\$3,528
7-9 years of experience	0.095	\$3,724
10 or more years of experience	0.1	\$3,920
Junior High Head Coaches	0.055	\$2,156
Assistant Junior High Coaches	0.04	\$1,568

The head junior high and head high school track coach shall receive 1½ times the index listed in the extracurricular pay schedule. The additional index is only applicable if there is one head coach for both boys and girls.

Coaching experience will be granted when moving from a head to an assistant with experience in that sport within the district. A staff member returning as a head or assistant coach to a sport they have previously coached for the district will receive credit for the experience at that level in the sport. The sports shall be considered as football, volleyball, basketball, track, wrestling, cross country, and golf.

Golf will follow the assistant varsity coach's schedule.

Cross-country will follow the varsity coach's schedule.

Summer Weights Coach will follow the Junior High coaching schedule.

Teachers asked to give up any portion of their scheduled instructional planning time to cover classes or supervise students will be compensated at a prorated rate equivalent to \$15.00 for a standard high school class period.

Other Activities 2026-2027

Vocal	0.04		\$1,568
Instrumental	0.045		\$1,764
Summer program	0.04		\$1,568
Drama (One Act)	0.06		\$2,352
Asst. Drama (One Act)	0.03		\$1,176
Speech	0.06		\$2,352
Asst. Speech	0.03		\$1,176
Yearbook	0.03		\$1,176
FFA	0.035		\$1,372
Cheer/Dance	0.04		\$1,568
Senior Class	0.025		\$980
Junior Class	0.035		\$1,372
Sophomore Class	0.015		\$588
Freshman Class	0.01		\$392
8th Grade Class	0.005		\$196
7th Grade Class	0.005		\$196
National Honor Society	0.015		\$588
Quiz Bowl	0.03		\$1,176
National Art Honor Society	0.015		\$588
Red Ribbon/STAND	0.015		\$588
Student Council	0.02		\$784
Spanish Club	0.015		\$588
Teammates	0.04		\$1,568

(One sports coach in addition to the summer weights coach is allowed \$15 per hour not to exceed 25 hours in the summer.)

NOTICE OF NON-DISCRIMINATION

The Shelton Public School District hereby gives this statement of compliance and intends to comply with all state and federal laws prohibiting discrimination. This school district intends to take any necessary measures to assure compliance with such laws against any prohibited form of discrimination.

The Shelton Public School District does not discriminate on the basis of sex, disability, race (including skin color, hair texture, and protective hairstyles), color, religion, veteran status, national or ethnic origin, age, marital status, pregnancy, childbirth or related medical condition, sexual orientation or gender identity, or other protected status in its programs and activities and provides equal access to all designated youth groups.

Complaints or concerns involving discrimination or needs for accommodation or access should be addressed to the appropriate Coordinator. For further information about anti-discrimination laws and regulations, or to file a complaint of discrimination with the Office for Civil Rights in the U.S. Department of Education (OCR), please contact the OCR at One Petticoat Lane, 1010 Walnut Street, 3rd Floor, Suite 320, Kansas City, MO 64106, (816) 268-0550 (voice), Fax (816) 268-0599, (800) 877-8339 (telecommunications device for the deaf), or ocr.kansascity@ed.gov.

APPENDIX A GRIEVANCE PROCEDURES

Definition of Grievance. A grievance is an allegation by an employee or group of employees that there has been a violation of a provision of the negotiated agreement or a policy of the Board of Education.

Procedural Steps. The procedure for handling grievances is as set forth below.

Step 1 - Oral Notice to Principal. The grievant shall initiate the grievance by presenting it to his or her principal or immediate supervisor within seven (7) days from the date that the grievant knew or should have known of the incident giving rise to the grievance.

Step 2 - Written Grievance to the Principal. If the grievance is not resolved to the satisfaction of the grievant within five (5) days of the meeting with the principal, the grievant representative may present the grievance in writing to the principal. The principal shall schedule a meeting within three (3) days of receipt of the written grievance to discuss the elements of the grievance. The principal shall submit his or her determination in writing to the grievant within five (5) days of the meeting.

Step 3 - Written Appeal to the Superintendent of Schools. If the determination of the principal is not satisfactory to the grievant, the grievant may appeal it to the superintendent of schools or his or her designated representative. Said appeal shall be presented, in writing, to the office of the superintendent of schools within five (5) days of receipt of the principal's determination. The superintendent of schools or a designee shall hold a formal meeting within seven (7) days of receiving the written appeal. The superintendent of schools or a designated representative shall make a written determination regarding the grievance within five (5) days of the date of the meeting.

Step 4 - Appeal to the Board of Education. If the determination of the superintendent of schools is not satisfactory to the grievant, the grievant may appeal it to the board within five (5) days of receipt of the superintendent's decision. The board shall hear the grievance within thirty (30) days in open or closed session in accordance with the law. The board shall notify the grievant of its decision within five (5) days of hearing the grievance.

Written Presentation. All grievances presented at Step 2 and subsequent steps of the procedure shall set forth in writing all facts giving rise to the grievance, the provision(s) of the agreement or policy alleged to have been violated, the names of the grievant(s), the names of all witnesses, and the remedy sought by the grievant. All grievances at Step 2 and appeals at Step 3 and Step 4 shall be signed and dated by the aggrieved employee. All written answers submitted by the district shall be signed and dated by the appropriate district representative.

Grievance Meetings or Hearings. All meetings and hearings conducted under this procedure up to and including Step 3 shall be conducted in private and shall include only the administration's representatives, the grievant, the grievant's representatives, and witnesses as necessary.

Association Representation. A grievant shall have the right to have an Association representative present to represent the grievant at each level of the grievance procedure.

Reprisals. No reprisals of any kind shall be taken against any employee who uses this grievance procedure in good faith.

Withdrawal of a Grievance. A grievant may withdraw his or her grievance at any level of the procedure without fear of reprisal from any party.

Advanced Step Filing. A grievance shall be filed initially at the level at which the decision resulting in the grievance was made.

Time Limitations. Time limitations herein are critical. All references to days are calendar days. No grievance shall be accepted by the district unless it is submitted or appealed within the time limits set forth in this Agreement. If at any time during the grievance process, it is discovered that the grievance was not filed or appealed in a timely manner, the grievance shall be dismissed. If the grievance is not submitted in a timely manner at Step 1 or Step 2, it shall be deemed to be waived. If the grievance is not appealed to Step 3 in a timely manner, it shall be deemed to have been settled in accordance with the district's Step 2 determination. If the district fails to answer within the time limits set forth in this Agreement, the grievance shall automatically proceed to the next step. When the deadline for taking an action falls on a Saturday, a Sunday or a legal holiday, the time for taking the action shall be extended to the next working day.

Requirement to Grieve. This grievance procedure is not discretionary and cannot be waived except through the express written consent of the board. No administrator or board member, individually, has the authority to waive the requirements of this procedure. Any grievance covered by this procedure but not raised pursuant to the requirements herein, including any grievance abandoned, will be forfeited.

Schools	23-24	24-25	25-26
Wood River	\$150	\$150	\$150
Kenesaw	\$150	\$150	\$150
Shelton	\$145	\$150	\$150
Gibbon	\$150	\$155	\$150/\$160/\$180
	Gibbon		
	Local Sub - \$150		
	State Sub - \$160		
	Retiree - \$180		

MEMORANDUM OF UNDERSTANDING BETWEEN
BUFFALO COUNTY SHERIFF'S OFFICE
AND
SHELTON PUBLIC SCHOOLS

This Memorandum Of Understanding (MOU) is made and entered as of the date fully exercised below, by and between the Buffalo County Sheriff's Office and Shelton Public Schools.

Buffalo County Sheriff's Office and Shelton Public Schools:

WHEREAS, Shelton Public Schools and the Buffalo County Sheriff's Office share the goal of promoting school safety and a positive school climate;

WHEREAS, All parties acknowledge that crime prevention is most effective when Shelton Public Schools, Buffalo County Sheriff's Office, parents, behavioral health professionals, and the community are working in a positive and collaborative manner;

WHEREAS, Shelton Public Schools and the Buffalo County Sheriff's Office agree it is important to create a school environment in which conflicts are de-escalated and students are provided developmentally appropriate and fair consequences for misbehavior that address the root causes of their misbehavior, while minimizing the loss of instruction time;

WHEREAS, Shelton Public Schools staff should generally not involve the Buffalo County Sheriff's Office School Resource Officer(s), (SRO), in enforcement of Shelton Public Schools discipline policies;

WHEREAS, Shelton Public Schools and the Buffalo County Sheriff's Office recognize that student contact with Buffalo County Sheriff's Office SRO(s) and Shelton Public Schools staff builds positive relationships leading to better student outcomes; and

WHEREAS, Shelton Public Schools and the Buffalo County Sheriff's Office agree that student discipline practices and referrals to the juvenile justice system need to be closely monitored to ensure fair and equitable treatment for all Shelton Public Schools students.

NOW, THEREFORE, Shelton Public Schools and the Buffalo County Sheriff's Office agree as follows:

Section 1. School Discipline and Law Enforcement Program Goals

1. To create a common understanding (a) school administrators and teachers are ultimately responsible for school discipline and culture; (b) SROs should not be involved in the enforcement of school rules; and (c) a clear delineation of the roles and responsibilities of SROs as to student discipline, with regular review by all stakeholders is essential.
2. To minimize student discipline issues so they do not become school-based to the juvenile justice system;
3. To promote effectiveness and accountability;
4. To provide training available to SROs and appropriate Shelton Public Schools staff on effective strategies to work with students that align with program goals;
5. To employ best practices so that all students are treated impartially and without bias by Buffalo County Sheriff's Office's SROs and the policies of Buffalo County Sheriff's Office, and also by Shelton Public Schools staff in alignment with rules and procedures applicable to Shelton Public Schools equity policies; and
6. To utilize best practices for training and oversight with the goal of reducing any disproportionality

Section 2, Roles and Responsibilities regarding School Discipline.

1. The SRO is an employee of the Buffalo County Sheriff's Office.
2. Disciplining students is the responsibility and authority of Shelton Public Schools, school administrators, and parents. Law enforcement is the responsibility of the Buffalo County Sheriff's Office. Shelton Public Schools and Buffalo County Sheriff's Office shall use best efforts to follow the principles in this MOU regarding the division between school discipline and law enforcement.
3. Buffalo County Sheriff's Office can provide assistance when; (a) required by law under Neb.Rev.Stat. 79-262 and 79-293 or other state or City/County; (b) there is a threat to the safety of students, teachers, or public safety personnel; (c) to assist with victims of crime, missing persons, and persons in mental health crisis; (d) in an attempt to prevent criminal activity from occurring; or (e) it is required as part of emergency management response.
4. The SRO should not act as a school disciplinarian. Shelton Public Schools staff should

not involve the SRO in disputes that are related to issues of school discipline; however, the SRO may serve as a complement to school staff, provide education, or act in the role of a mentor, counselor, or trusted adult as herein provided.

5. The SRO should not interview students or collect evidence for solely Shelton Public Schools disciplinary purposes.
6. The Buffalo County Sheriff's Office policy that addresses when a parent or guardian will be notified or present, if a student is subjected to questioning or interrogation by a School Resource Officer or other employee of the Sheriff's Office is SOP 1625. The School District's policy that addresses when a parent or guardian will be notified or present if a student is subjected to questioning or interrogation by a school official or by an SRO in conjunction with a school official is Policy 5022 - Investigations, Arrests, and Other Student Contact by Law Enforcement and Health and Human Services. The School District will make this information available to all parents or guardians in a language that such parent or guardian understands.
7. The Buffalo County Sheriff's Office policy that addresses under what circumstances a student will be advised of constitutional rights prior to being questioned or interrogated by an SRO or other employee of the Buffalo County Sheriff's Office is SOP 1625. The School District policy or regulation addressing students being advised of constitutional rights prior to being questioned or interrogated by a school official or by an SRO in conjunction with a school official is Policy 3055 – School Resource Officers.
8. The SRO will be governed by the restraint and seclusion policies, practices, and procedures implemented by the Buffalo County Sheriff's Office.
9. Buffalo County Sheriff's Office and Shelton Public Schools will both comply with the school's rules and standards concerning the type or category of student conduct or actions that will be resolved as a disciplinary matter by a school official and not subject to referral to law enforcement for prosecution as required by section 79-262 R.R.S. These rules and standards may be found at www.sheltonbulldogs.org/documents-JR/SR/High-School-Student-Handbook
10. Buffalo County Sheriff's Office shall keep records on each student referral by an SRO for prosecution in response to an incident occurring at school, on school grounds, or at a school-sponsored event and ensure that such records allow for analysis of related data and delineate: (a) The reason for such referral; and (b) Federally identified demographic characteristics of such student.
11. The Superintendent of Shelton Public Schools shall provide a copy of any initial MOU entered into with law enforcement to the Nebraska Department of Education or post a copy on the school district's website within three months of its adoption. The

Superintendent shall thereafter file any changes to the MOU with the Department or post it on the school district's website no later than January 1st of each year.

12. School Resource Officers of Buffalo County Sheriff's Office will maintain a high level of confidentiality of all matters regarding the Shelton Public Schools, staff, and student information.
13. Any student or parent who wishes to express a concern or file a complaint about an SRO and the practices of the SRO must follow the school district's complaint procedure.

Section 3. Training.

1. Within six months of being assigned as an SRO to Shelton Public Schools, each SRO shall have completed a minimum of twenty hours of training focused on school-based law enforcement, including but not limited to, coursework focused on school law, student rights, understanding special needs of students and students with disabilities, conflict de-escalation techniques, ethics, teenage brain development, adolescent behavior, implicit bias training, diversity and cultural awareness, trauma-informed responses, restorative justice practices, and preventing violence in school settings. Assignments as an SRO that do not meet the definition of "School resource officer" found at Section 79-2702 R.R.S. are not subject to the requirements of this MOU, but the use of such assignments should not be used to circumvent the training requirements set forth in this paragraph.
2. Within six months of an SRO being assigned to a school building, a minimum of one administrator in each elementary and secondary school building will have completed a minimum of twenty hours of training, excluding previous college coursework, focused on school-based law enforcement, including, but not limited to coursework focused on school law, student rights, understanding special needs of students and students with disabilities, conflict de-escalation techniques, ethics, teenage brain development, adolescent behavior, implicit bias training, diversity and cultural awareness, trauma-informed responses, restorative justice, and preventing violence in school settings.

Section 4. Program Review.

1. Buffalo County Sheriff's Office will inform Shelton Public Schools of its process for accepting student and parent complaints regarding its SROs. In collaboration with Buffalo County Sheriff's Office, Shelton Public Schools shall provide written notice of the Buffalo County Sheriff's Office policy and make that information available to all parents or guardians.
2. Shelton Public Schools, in collaboration with the Buffalo County Sheriff's Office, shall

conduct an annual review of the program and shall: (a) make modifications as necessary to accomplish stated program goals; and (b) created a report of the review to be provided to both parties and, to the extent permitted by law, made available online. The parties will establish an evaluation process, to include community stakeholders, as part of the regular review of program goals and relevant data, including the specific measures, data points, and metrics included in the report. The first of the annual reports will be for the first full school year following the formation of this MOU.

Section 5. Community Partnerships.

Shelton Public Schools and Buffalo County Sheriff's Office shall continue with community and governmental agencies to further program goals, support strategies to divert students from the criminal justice system, and access additional support services for students.

Section 6. Liability and Indemnification.

Nothing in the performance of this MOU shall impose any liability for claims made against the parties, and the parties agree to indemnify the other for intentional wrongdoing or negligence by the offending party, related to this MOU.

Section 7. Termination

The Buffalo County Sheriff's Office and the Shelton Public Schools agree this agreement will remain in force unless either party submits a 90-day written notice to the other party requesting to terminate the agreement.

Agreed upon by:

Buffalo County Sheriff's Office,

Neil A. Miller, Sheriff:



Date: 11-7-25

Shelton Public Schools,

Superintendent Rodney Engel: _____

Date: _____

Bound Basic	Bound Pro	Bound Pro+
<p>Features</p> <ul style="list-style-type: none"> • Event Management • Fan Website and App • Fan Notifications • Game & Official Contracts • Transportation • Game Programs & Reports • Score Entry • Stat Entry • Stat Imports • Live Scoring • Tickets / Passes • Camps • School Stores • Fundraising • Concessions 	<p>Features:</p> <ul style="list-style-type: none"> • <i>Bound Basic Tools, plus</i> • Facility Management (high school building) • Activity Registration / Roster • Worker Management • Communication Tools • Social Media Automation • XC / Track Registration • 20% Off Bound Sponsorship Access Plan 	<p>Features:</p> <ul style="list-style-type: none"> • <i>Bound Basic Tools, plus</i> • Facility Management (high school building) • Activity Registration / Roster • Worker Management • Communication Tools • Social Media Automation • XC / Track Registration • Bound Sponsorship Access Plan • Tickets / Passes* (Required) <p>* Must track all attendance in Bound for all ticketed events and maintain 80% online or gate cashless transactions</p>
<p>Services</p> <ul style="list-style-type: none"> • Best in Class Online Support • First Season Data Migration 	<p>Services</p> <ul style="list-style-type: none"> • Dedicated Bound Director • First Year Data Migration 	<p>Services</p> <ul style="list-style-type: none"> • Dedicated Bound Director • First Year Data Migration
<p>Bound Basic Onboarding</p> <ul style="list-style-type: none"> • Onboarding with key staff and team (Required) 	<p>Bound Pro Onboarding</p> <ul style="list-style-type: none"> • Onboarding with key staff and team (Required) 	<p>Bound Pro+ Onboarding</p> <ul style="list-style-type: none"> • Onboarding with key staff and team (Required)
<p><u>Platform Fee</u></p> <p>\$500</p>	<p><u>Platform Fee</u></p> <p><u>Enrollment</u></p> <p>1-174 - \$3,000 175-449 - \$3,500 450-999 - \$4,000 1K-2.49K - \$4,500 2.5K+ - \$5,000</p>	<p><u>Platform Fee</u></p> <p>\$0</p> <p>Must Use Digital Ticketing (See Ticket and Pass Detail Page)</p> <p><u>Cash Price Cannot be Lower than Digital Price</u></p>

ONBOARDING, DATA MIGRATION & SUPPORT

Platform Onboarding	Basic Onboarding Bound Basic	Advanced Onboarding Bound Pro, Pro+
Our Onboarding Team will schedule a series of training sessions with your key staff on how to use the Bound platform. You'll also get access to the Bound Academy, our complete library of training videos for continuous staff development.	1-2 High Schools: \$399 3-5 High Schools: \$799 6-10 High Schools: \$1,299 11+ High Schools: \$1,599 Onsite Training: Quote Basis	1-2 High Schools: \$1,499 3-5 High Schools: \$2,499 6-10 High Schools: \$3,999 11+ High Schools: \$4,399 Onsite Training: Quote Basis

Enterprise Facility Manager Setup & Training	One-Time Setup Fee
Our team will guide you through the setup of the Facility Manager toolset, including configuration of all district facilities and rental setups to conducting training sessions with your staff.	Quote Basis

Premier Support	Bound Basic \$500	Bound Pro \$3000 - \$5000	Bound Pro+ \$0
Experience best in class support from our US-based team, plus an entire library of support documentation for AD's, administrative staff, parents and fans.			

Dedicated Bound Director	Bound Basic \$500	Bound Pro \$3000 - \$5000	Bound Pro+ \$0
Get connected with a Bound Director—a former athletic administrator leader who will be your ally and key point of contact with Bound.			

TICKETING & PASSES

Bound Tickets	
<p>Provide your fans with a ticketing experience that is fully integrated with your entire school’s schedule and promotional tools on Bound. Fans can easily purchase and use tickets in the Bound app or on the Bound website or they can pay at the gate with provided credit card readers.</p> <p>Ticket Types:</p> <ul style="list-style-type: none"> • Athletics • Fine Arts (including reserved seating via seating charts) • School Events (Dances, Fundraisers, Pep Bus, Parking, Etc...) <p>Admin Tools:</p> <ul style="list-style-type: none"> • Credit Card Scanners • Box Office Financial and Attendance Reports • Automated Payouts and Payout Reports 	<p>Service Fee</p> <p><i>\$10.00 and Below:</i> \$0.90 Per Ticket</p> <p><i>\$10.01 and Above:</i> \$0.90 + 5% Per Ticket</p>

Bound Passes	
<p>Provide students and fans with a pass experience that is fully integrated with your school’s activities on Bound. Fans can easily purchase and use multiple types of passes in the Bound app.</p> <p>Pass Types:</p> <ul style="list-style-type: none"> • Activity Passes • Punch Passes • Comp Passes <p>Admin Tools:</p> <ul style="list-style-type: none"> • Box Office Financial and Attendance Reports • Automated Payouts and Payout Reports 	<p>Service Fee</p> <p><i>\$10.01 and Above:</i> \$0.90 + 5% Per Pass</p> <p>Digital Passes (Comp and Free)</p> <ul style="list-style-type: none"> • Bound Basic / Pro <ul style="list-style-type: none"> ◦ \$1 per pass • Bound Pro+ <ul style="list-style-type: none"> ◦ Free

SPONSORSHIP

Total Enrollment • 9-12 Grade

	1-174	175-449	450-999	1,000-2,499	2,500+
Bound Sponsorship Plan <ul style="list-style-type: none"> • Turn off programmatic ads and sell ads to local sponsors. • Earn new revenue through referred access to national or statewide revenue generating opportunities sold by the Bound Sponsorship Team. 	\$3,000	\$4,000	\$5,000	\$7,500	\$10,000
Bound Pro 20% Discount Rate	\$2,400	\$3,200	\$4,000	\$6,000	\$8,000

FUNDRAISING

Team Fundraising Tools	Bound Pro	Bound Pro+
Dedicated fundraising web pages for every team, club or organization at your school, integrated in the fan experience of your Bound school website. Allows your students to reach out to others for support and shows progress towards your school's team, club, or organization fundraising goals.	Revenue Share (School) 92% / (Bound) 8%	Revenue Share (School) 92% / (Bound) 8%

FAN EXPERIENCE

Fan Website & App	Bound Basic \$500	Bound Pro \$3000 - \$5000	Bound Pro+ \$0
Provide your fans with: <ul style="list-style-type: none"> A website and app that includes a calendar, directions, scores, and results from your school. 			

Social Media Integration	Bound Basic \$500	Bound Pro \$3000 - \$5000	Bound Pro+ \$0
Automatically or manually post great looking social media content to your school's Facebook or X (twitter) accounts.			

REGISTRATION & COMMUNICATION

Activity Registration	Bound Basic \$500	Bound Pro \$3000-\$5000	Bound Pro+ \$0
<p>Streamline your student data management and provide guardians with one easy place for activity registration.</p> <ul style="list-style-type: none"> • High School and Middle School registration • Seeds your roster generation process • Instantly connect guardians and students with Bound’s communication tools • Electronic document signing for physical and concussion screening 		<p style="text-align: center;"></p> <p>Processing fees: 3.9% +.30 per transaction.</p>	<p style="text-align: center;"></p> <p>Processing fees: 3.9% +.30 per transaction.</p>



Team and Parent Communication	Bound Basic \$500	Bound Pro \$3000-\$5000	Bound Pro+ \$0
<p>Enables Activities Directors and their coaches to send messages to students, guardians and fans. Messages can be delivered via the Bound app, email, Social Media and text message.</p>			

Camp and Event Registration	
<p>Manage and take registrations for camps and events associated with all activities at your school from a page directly integrated on your school’s Bound website.</p>	<p>Service Fee: 5.9% +.30 per transaction</p>

EVENT & ACTIVITY MANAGEMENT

Scheduling, Game & Official Contracting	Bound Basic \$500	Bound Pro \$3000 - \$5000	Bound Pro+ \$0
Build custom schedules for all activities at your school and send game and official contracts to all parties involved.			
Transportation	Bound Basic \$500	Bound Pro \$3000 - \$5000	Bound Pro+ \$0
Assign transportation details to all events and teams involved. Create and share dynamic reports for transportation workers and provide details to students and guardians via the Bound app and website.			
Worker Management	Bound Basic \$500	Bound Pro \$3000 - \$5000	Bound Pro+ \$0
Create shifts, assign workers and provide worker signups for all your school events. Includes tools to track worker shifts/hours over the course of the school year.			
Facility Management	Bound Basic \$500	Bound Pro \$3000 - \$5000	Bound Pro+ \$0
Get a global view of all facility usage across your school or school district. Manage internal reservations and external reservations, including payment collection.		 High School Building Processing fees of 3.9% +.30 per transaction. <i>District pricing on a quote basis</i>	 High School Building Processing fees of 3.9% +.30 per transaction. <i>District pricing on a quote basis</i>

EVENT & ACTIVITY MANAGEMENT

XC & Track Registration	Bound Basic \$500	Bound Pro \$3000 - \$5000	Bound Pro+ \$0
Accept entries and export entries for meet management software and upload results for meets and teams.			

STORES

Merchandise Stores	
<p>Allows any organization, club or group at your school to create and sell products from a store directly integrated on your Bound school website.</p> <p>Admin Tools:</p> <ul style="list-style-type: none"> • Designate custom payees per store • Automated Payouts and Payout Reports 	<p>Service Fee: 5.9% +.30 per transaction</p>
Concession Stores	
<p>Provide fans the convenience of using their credit card at your concession stand. Enables you to add specific products to speed up checkout or simply enter a total price to checkout each customer.</p> <p>Admin Tools:</p> <ul style="list-style-type: none"> • Bound Card Reader • Automated Payouts and Payout Reports 	<p>Processing Fees: 2.75% + .30 per transaction</p>
Booster Stores	
<p>Enables Booster Clubs to create and sell products to current and prospective members from a store directly integrated on your Bound school website.</p> <p>Admin Tools:</p> <ul style="list-style-type: none"> • Designate custom payees per store • Automated Payouts and Payout Reports 	<p>Service Fee: \$500 or Less: 7.9% +.30 \$501–1,000: 5.9% + .30 \$1,001-1,750: 4.9% + .30 \$1,751–2,500+: 3.9% + .30</p>

Bound Activity Calendars

Pricing Breakdown Options:

Onboarding (Training) Fee - \$1,499

Bound Basic - \$500

Bound Pro - \$3,000

Bound Pro+ - Card Reader for cashless ticket sales & Concessions

Ticket Pricing for Card Reader:

\$0.90 + 5% of ticket sales

If the purchase price is \$10.01 or over the Bound portion is \$0.90

Adult \$6 - \$0.90

Adult (6) + Child (5) - \$0.90 + \$0.55 = \$1.45 Bound & \$9.55 SPS

2 Adults (12) - \$0.90 + \$0.60 = \$1.50 Bound & \$9.50 SPS

2 Adults (12) + Child (5) = \$0.90 + \$0.85 = \$1.75 Bound & \$15.25 SPS

*Cash price cannot be lower than the digital price

Concessions for Card Reader:

\$0.30 + 2.75% of card reader purchases

If the purchase price is over \$10.01 the fee structure changes to \$0.58

Pop = \$2.50 Bound \$0.30 + \$0.07 = \$0.37 Bound & \$2.13 SPS

I would suggest having a different pricing structure for card reader purchases. Currently there is an upcharge in GoFan when you purchase an item. GoFan charges \$1 per ticket.