Schuyler Community Schools
Board of Education Regular Meeting
Monday, November 12, 2018 6:30 PM
Schuyler Central High School Music Room
120 W. 20th St.
Schuyler, NE 68661-2400

I. Call Meeting to Order
I.A. Pledge of Allegiance
I.B. Declaration of Open Meeting
II. Approval of Consent Agenda
II.A. Agenda
II.B. Minutes
II.C. Acceptance of Claims
II.C.1. Bills of $5,000 or more
II.D. Financial
II.E. Other Listed Reports
III. Public Forum - We ask that all presentation be limited in their length.
III.A. Recognition of visitors and guests
III.B. Other topics (limited to 5 minutes - subject to guidelines of the Board Participation Policy)
III.C. Student Representative's Report
IV. Action Items
IV.A. Budget, finance, negotiations, and personnel
IV.A.1. Consider, discuss, and take action to approve the 2017-2018 District Audit and Annual Financial Reports.
IV.A.2. Consider, discuss, and take action to approve the 2019-20 certificated staff Master Agreement.
IV.A.3. Consider, discuss, and take action to approve the 2018-19 teacher incentive program.
IV.A.4. Consider, discuss, and take action to approve new hire recommendations.
V. Discussion Items and Reports
V.A. SCHS Priority Schools Report
V.B. Review 2018 Strategic Planning Report
V.C. Principals Reports
V.D. Directors Reports
V.E. Superintendent's Report
V.F. Board Member/Committee Reports
VI. Correspondence Items
VII. Adjournment
Discussion: Meeting adjourned at 7:42 PM.

Prepared by: Christina Bywater, Secretary to the Board

Schuyler Community Schools
Board of Education Regular Meeting
Monday, October 8, 2018 6:30 PM
Schuyler Central High School Music Room
401 Adam St.
Schuyler, NE 68661

Attendance Taken at 6:31 PM.

Richard Brabec:	Present
Mynor Hernandez:	Present
Holly Hild:	Present
Chuck Misek:	Present
Virginia Semerad:	Present
Brian Vavricek:	Present

Present: 6.

I. Call Meeting to Order
Procedural Item
STRIVE - COMMIT - SUCCEED - District Mission Statement

Schuyler Community Schools in partnership with parents, students, and the community is committed to educate students to become skilled, knowledgeable and responsible citizens in a global society - District Vision Statement

Notice of this meeting was given in advance according to State Law 84-1411, by giving notice of the meeting to the public. Notice of this meeting was also given in advance to all members of the Board of Education

I.A. Pledge of Allegiance
Procedural Item
All present participated in the Pledge of Allegiance.

I.B. Declaration of Open Meeting
Procedural Item
This meeting has been preceded by advance notice and is hereby declared to be in open session. A copy of the Open Meetings Act is posted in the back of the meeting room.
Nebraska Open Meetings Act: http://nitc.nebraska.gov/documents/statutes/NebraskaOpenMeetingsAct_current.pdf

II. Approval of Consent Agenda
Consent Agenda
Discuss, Consider and Take Action on the consent agenda

Motion to approve the consent agenda Passed with a motion by Brian Vavricek and a second by Chuck Misek.
Richard Brabec: Yea, Mynor Hernandez: Yea, Holly Hild: Yea, Chuck Misek: Yea, Virginia Semerad: Yea, Brian Vavricek: Yea
Yea: 6, Nay: 0

II.A. Agenda
Consent Item

II.B. Minutes
Consent Item

II.C. Acceptance of Claims
Consent Item

II.C.1. Bills of $5,000 or more
Consent Item

II.D. Financial
Consent Item

II.E. Other Listed Reports
Consent Item

III. Public Forum - We ask that all presentation be limited in their length.
Information Item

III.A. Recognition of visitors and guests
Information Item
Rich Brabec

III.B. Other topics (limited to 5 minutes - subject to guidelines of the Board Participation Policy)
Information Item

III.C. Student Representative's Report
Information Item

IV. Action Items
Procedural Item

IV.A. Budget, finance, negotiations, and personnel
Procedural Item
Chuck Misek, Rich Brabec, Brian Vavricek
This committee is responsible for budget, finance, and contract negotiations with administration, certificated staff, and support staff.

IV.A.1. Consider, discuss, and approve new hire recommendation.
Action Item

1. Mairen Montanez: Sixpence Educator
2. Mariana Medina-Santos: SES High Needs Para-Educator
3. Donald Seehusen: ITE Instructor (2nd Semester)

Motion to approve new hire recommendations. Passed with a motion by Virginia Semerad and a second by Chuck Misek.
Richard Brabec: Yea, Mynor Hernandez: Yea, Holly Hild: Yea, Chuck Misek: Yea, Virginia Semerad: Yea, Brian Vavricek: Yea
Yea: 6, Nay: 0

V. Discussion Items and Reports
Procedural Item

V.A. Patron request to visit with Board of Education about the Nebraska State Supreme Court
Action Item
Ellen Faltys, Colfax County Clerk Magistrate called and requested to be placed on the agenda to visit with the board of education about the Nebraska Supreme Court at Schuyler Central High School on November 2nd. See attachment.
Ellen Faltys gave short presentation on the Supreme Count Arugument Session that will happen at Schuyler Central High School on November 2nd at 9:00 am. Two cases will be heard. The public is invited but it is designed for the high school students as part of the Nebraska Supreme Court High School.Outreach Argument Program.

V.B. Priority School Monthly Report
Action Item
See attached report

V.C. Strategic Plan Report
Action Item
The principals are working with their staff to update the 2018 progress. These will be completed prior to the November regular board meeting for your review. Attached are the 2013-17 Action Plans. We will add the updated 2018 action plans for the November school board meeting.

V.D. Principals Reports
Information Item

Preschool and SES 3-5 Principal's Report: Mr. Comley

Program/teacher Spotlight: This month I would like to bring attention to Andra Pracheil at SES. Mrs. Pracheil is a 5th grade teacher that does her job at an extremely high level. Mrs. Pracheil exemplifies everything that Schuyler Community Schools and parents of this district wants in an employee. I, myself am extremely lucky to work alongside Mrs. Pracheil.

October 5th we will be having Wonders/Iobserve training for SES teachers
October 8th Preschool will be in training on classroom management
October 10th will be APL refresher for SES and Preschool
Oct 18th is parent teacher conferences at SES and Preschool

SES K-2 Principal's Report: Mr. Kovar

Staff Member/Program Spotlight- This month I would like to highlight the Elementary School Improvement Team, K-Jayme Puntney, 1st- Meghan Reinert, 2nd- Alicia Keairnes, 3rd, Megan Holub, 4th- Kris Svehla, 5th- Andra Pracheil, and Sped- Elyse Muhle. This group meets once a month before school. They put in countless hours working with their teams on important items for the school, looking at data, and recording and keeping records of critical school data. I really enjoy working with them and listening to all of their good ideas. They are a crucial part of our school and district.

Rural Schools Principal's Report: Mrs. Bebout

Program/Staff Member Spotlight: At Fisher's the head teacher is Cindy Vacha. She teaches K & 1st grade. Cindy is a very caring person. She spent many hours at Fisher's making the school look ready for the 1st day with a '50's' theme since this is the 50th year Fisher's has been a school. Cindy leads by example with her work ethic and genuine love of teaching. Her students are taught manners, they have a love of reading, and do many fun projects. Cindy has taught at Fisher's for 13 years. She is married to Carroll Vacha and has two sons Michael and Bryan. We are blessed to have a teacher like Cindy in our school!

Highlight Upcoming Events:

Fisher's:
Oct 22nd - 26th - Red Ribbon Activities
Oct 29th - Nov 2nd - Food Drive
Nov 12th at 2 p.m. - Veteran's Day Program

Richland:
Nov 9th at 12:45 p.m. - Veteran's Day Program

SMS Assistant Principal's report: Mr. Zavadil

Teacher Walkthroughs are well underway using the district's new Marzano evaluation model. The program is definitely more streamlined and is allowing us to provide a more collaborative evaluation system for our teachers. I feel that it is a great program.

Staff Member Spotlight: A staff member that I would like to recognize this month is Mr. Baptiste. He is our new 7th grade social studies teacher. He has done a fantastic job of stepping in and creating relationships with our students. He has also taken on the SMS Middle School Boys Cross Country and Basketball teams and has done a very good job with Cross Country so far.

Later this month I will be continuing our work with walkthrough observations and starting to schedule full period observations with our probationary staff. This is a great opportunity to spark conversations to help our teachers grow.

SMS Principal's Report: Mrs. Burton

Staff Member/Program Spotlight: SMS is fortunate to have wonderful staff throughout the hallways! This month, I would like to highlight the talents and contributions of longtime Warrior, Mr. Randy Martin. Mr. Martin has been teaching in Schuyler for his entire career spanning four decades. He is a loving husband, father, and grandfather, and he truly enjoys serving others.

A few years ago, I asked Mr. Martin to create a new Advanced Art class for 8th grade students. He jumped on the opportunity, and he has continued to further develop our SMS students in their love of the subject, as well fine tuning their craft.

Mr. Martin is a friendly face each morning welcoming staff and students, and sometimes blessing us with his famous chocolate chip cookies! He also has a calming presence at lunch supervision each day interacting with staff and students alike. He is an important culture builder at SMS, as he is a mentor and friend to all. We are blessed to have Mr. Martin on our team! He bleeds Schuyler Green!

SMS is heavy invested in whole staff, departmental, and individualized professional development. We

continue to partner with ESU 7, NWEA, NDE, and Discovery Education to provide high-level opportunities to grow each of our staff members. The vast majority of our staff work tirelessly dedicating themselves to the growth of our young Warriors!

Mr. Zavadil and I continue to work with teachers by offering them coaching, feedback, and in class observation. MAP testing is completed at SMS, so we will work with staff to set benchmark goals for the remainder of the school year.

Notable SMS dates include:

October 8th-RESPECT Training for Students and Staff (1:45 p.m. dismissal)
October 10th-All Staff APL Training (no school)
October 9th/11th- New Staff APL Training
October 18th- PT Conferences 8:00 a.m. -4:00 p.m. and 5:00-9:00 p.m. (no school)
October 25th- Lights on After School Event at SES
November 2nd- BETA-MEN Conference at UNK

SCHS Assistant Principal's Report: Mr. Kasik

Program/Staff Member Spotlight: Melanie Gustafson is in her second year here at SCHS where she teaches Language Arts and coaches Speech and Play Production. She has also taught at Leigh and Lakeview. She grew up in Osmond but has lived in Columbus for 14 years. Her and her husband have 3 boys, 1 girl and 2 dogs. Their youngest son Cullan attends our dual language school. Mrs. Gustafson says ,*"the best part of SCHS is the sense of belonging. The teachers are welcoming and easy to work with, and the students are cooperative and want to succeed. Being in charge of the play and the speech team has given me an extra opportunity to create my own school family. The kids who are a part of those teams have become "my kids." I find myself with a special connection to them, and I find myself working harder for them because I want them each to find success."*

Notable Topics: Mr. Grammer and I have made over 100 visits to classrooms this fall and continue to coach our teachers. Our next big public event will be hosting the Nebraska Supreme Court oral briefs on November 2nd. We are working out all the logistics to make this a great event.

SCHS Principal's Report: Mr. Grammer

Program Spotlight: Our high school has for the past two years have been planning and preparing to implement a new program at the high school. The new program, which we started this year is 'Broadcasting'. In Broadcasting students develop multimedia skills in relation to broadcasting. For the past three years the district has developed a broadcasting class at the middle school. Mrs. Hall, Librarian at SMS, has done a great job of growing this program and a very successful class it has become. The problem was that these students who had developed skills in the area of broadcasting and nowhere to go at the high school. So, at the high school we needed to implement a broadcasting class at SCHS for those students to continue to develop their broadcasting skills. This is the first year we are running the class at the high school and has had success so far this year.

Staff Member Spotlight: The staff member to be recognized for their work in the high school is Mrs. Mandy Peterson. Mrs. Peterson has been a Librarian/Teacher in our district for the past twelve years and specifically at the high school for the past five years. She has taken on the challenge of our Broadcasting class and program at the high school. She works with Mrs. Hall to have a smooth transition between programs. She received her Bachelors degree from Baptist Bible College in Missouri and her Masters from UNO. Her husband, Scott and her have a 13 year old daughter and a 7 year old son. Mrs. Peterson has taken on the Broadcasting program, mentioned above, with energy and enthusiasm. She has helped to grow this program and bring fun to the halls and classrooms of SCHS. Students are lucky to have her as a teacher and staff are lucky to have her as a colleague.

Event Highlight: I would like to highlight a couple events that will be taking place in the next couple of months a SCHS. First, is the 'Apply 2 College' event. On October 30th and 31st Seniors will sign up with a college. This an opportunity for them to practice filling out college forms. This is a EducationQuest event and is a part of our grant.

The Hispanic-Latino Summit is on October 30th in Columbus at CCC's campus. We usually send 20 to 25 students. Last year, we had three students receive scholarships at this event.

Our Warrior Showcase is coming up on October 18th. This event is during our Parent - Teacher Conferences. This will be a time to visit with teachers and a time to recognize our students for their talents.

V.E. Directors Reports
Information Item

SES Youth Sports Director's Report: Mr. Kovar

Program/Staff Member Spotlight: This month I would like to spotlight Jason Wehner. Mr. Wehner has

volunteered as a flag football coach for 5th and 6th grade the last two years. He has gone above and beyond working with this group. He has scheduled 7 on 7 passing league games with other schools in the fieldhouse to help develop our football players. This group is now in 7th grade, and the hard work is showing up in results on the field. They ended their season with a decisive 40-18 victory over Seward. This is just one example of someone who is putting in the time and effort to help improve our kids and programs, and help them to be ready for the next level of competition.

SMS Activities Director's Report: Mr. Zavadil

Program Spotlight: Middle School athletics fall season is coming to a close this week. Our Girls Volleyball team has more than doubled the number of wins from last year and shown a great deal of improvement. Our Cross Country team finished up with 7 students entered and competing in the State Cross Country meet last Saturday. And Finally our Boys Football finished their season last week against Seward. The 7th grade boys team lost by 1 touchdown to West Point 7th grade and beat the Wayne 7th grade by 3 touchdowns two weeks ago.

Staff Member Spotlight: I would like to recognize the work of Mr. Burton and Mr. Wehner in Football this season. The 7th grade team under Mr. Wehner improved tremendously and is showing a lot of promise. Mr. Burton has been very organized and has worked tirelessly with a smaller 8th grade group this season putting in extra time on Saturdays to build the program. Both Mr. Wehner and Mr. Burton have spent a lot of time outside of the season to work with SMS football players on 7on7 skills and camps. The work is really starting to show especially with our 7th grade group.

Upcoming Activities: I look forward to the beginning of Wrestling and Girls Basketball in the next month at SMS. Mr. Kasik and I will be attending the State AD convention the 1st weekend in November.

SCHS Activities Director: Mr. Kasik

Program/Staff Member Spotlight: Our Boys Cross Country program is led by Rick Carter. Mr. Carter is in his 13th year at Schuyler, before this he taught in Stanton and also Vermont. He grew up in Vestel, New York. He and his wife have 6 boys and 2 girls with 2 of them still at home. *The best part about being in Schuyler is working with students and athletes who really want to be the best that they can be, it is truly a pleasure to watch them grow as student and/or athletes.*

Notable Topics: Girls Golf finished the season with 9 golfers 8 of which are freshman. Softball has districts on 10/4 sitting with three wins at this time, (Up from 1 last year). Cross Country has districts on 10/11 at South Souix City. Both teams have been doing very well with the boys and girls finishing 1st and 2nd respectfully at their last meet. Football is on a two game winning streak for our JV's and VB heads to Conference this coming week. Striv TV was here filming a public service segment on Monday.

SES/SMS Afterschool Director's Report: Mrs. Bebout

Program/Staff Member Spotlight: I have a family who is struggling this year financially so I thought I would put on Facebook to see if anyone would like to help sponsor them. The support I have received just in the 1st hour as I am writing this heartwarming. One of the donors said it perfectly, "I think $10 a month is a steal for a program the kids love. It really puts things into perspective to know someone can't afford that." I would just like to give a big THANK YOU to those who are helping!!

Highlight Upcoming Events:

Horn-T Zoo - Sept 12th - K-2 students will take a trip to the zoo and decorate a pumpkin!

Light's ON - Nov 1st - We have Edgerton ExplorIT coming to do a presentation. We will also have hands-on activities and dinner.

Ruff House - Nov 2nd - 3rd & 4th grade & Nov 16th 5th - 8th grade will have a great experience.

SCHS Director of Student Services: Dr. Lefdal

Program/Staff Member Spotlight: I would like to spotlight Scott Petersen in our Warrior Achievement Center. We have been working diligently to get more students the help they need to be more successful at SCHS. He has done an excellent job of helping our students!!

Notable Topics: We are almost done with our first quarter of using UNL High School at SCHS. We still have things to work on, but we have students who are keeping and regaining credit. Although this programming might not be for all students, it is exceptional programming and UNL has been wonderful to work with during this first quarter.

Looking ahead: I am excited to be part of the safety and security programming this month as well as the APL training. It is exciting to learn new programming and revisit others. Thank you for the wonderful opportunity!

Special Education Director's Report: Mrs. Vrba

Program Spotlight: "The greatest pleasure in life is doing what people say you cannot do!". This quote sums up our special education department's first quarter! It is only human nature to fear change, doubt your abilities during the change process, as well as your decision to make the change! As we have been working through developmental changes at all levels with programs or personnel, we have been constantly reminding

ourselves that we need to stay focused on what is best for "our students"! I have been so proud of my department's tenacity!
Staff Member Spotlight: *Lori Benesch needs a moment to shine in the spotlight...*(She wouldn't think so!) She is always behind the scenes with a smile and working quietly!) Lori has been teaching in the Schuyler School system for 23 years. She is one of the most patient and selfless teachers at SMS. She is willing to put in numerous hours in to ensure our students' success. Lori is also the manager of our SRS, Student Records System, which allows us to share special education records with most schools in Nebraska. Her skills on SRS and in the classroom make her absolutely a priceless gift to our students and all her colleagues!

Curriculum and Assessment Director's Report: Dr. Gibbons
2017 - 2018 State Assessments - We are still awaiting results from the state department. I will plan on creating a one page data infographic for you when I have information that I can share.
School Improvement Grant - MAP Testing is finishing up at the high school. We will set building goals based on the MAP assessment, then, as part of the grant, teachers will receive an additional stipend if the goals are met.
Professional Development Spotlight - Over the last month, we have had the following professional development activities across the district.

- September 14 - Middle School Language Arts had a follow-up for their new StudySync program.
- September 14 - High School Teachers learned about online English Learner professional development modules through UNL.
- September 18 - The District Steering Committee and Administrators meet with representatives from Renaissance and NWEA to learn about potential assessment systems.
- September 19 - 21 - The high school had Judy and Suzanne from Discovery Ed to work with our Digital Leader Corps.
- September 24 - Mrs. Burton and I attended a workshop on NWEA MAP assessment.
- September 25 - 28, Dacia Jones of Discovery Ed was here working with our high school project-based learning team.
- October 3 - Mrs. Burton and I attended a STEM Leadership workshop that was held at the Henry Doorly Zoo in Omaha.
- October 4 - Our English Language Learner teachers had a training on Ellevation which is an online data warehouse and information system for our EL students.
- October 5 - The elementary teachers (SES, Richland and Fisher's) had follow-up training on Wonders and the Focused Teacher Evaluation Model.

We also have training this week on our APL instructional strategies. Teachers new to the district will have training October 9, 10 and 11. All district teachers will have a refresher course on October 10.
Principals and board members were asked to to tell one posicitve thing about Schuyler community Schools in stead of just asking questions about their reports this month..

V.F. Superintendent's Report
Information Item
1. **Negotiations Initial Meeting Date:** Monday October 22nd or 29th. Required to meet at least once prior to November 1st.
2. **NASB Area Membership Meeting:** Thanks to Rich Brabec for attending the NASB Area Membership Meeting last Wednesday in Norfolk
3. **NASB State Education Conference**: November 14-16 @ LaVista Conference.

4. **Job Descriptions:** Updated job descriptions are posted on the district webpage under "Careers". These will be on the November Agenda for board approval.

Spotlight Program/Staff Members: Dr. Gibbons and District School Improvement Steering Committee. Dr. Gibbons and the district school improvement steering committee have updated our Schuyler Instructional Model to include instructional elements from priority school consultants. In addition, they developed a comprehensive assessment program outlined in the attached Assessment System Guidebook. These systems tie instruction to assessment and provide data to inform instruction in the classroom on a regular basis. Dave will have copies of these documents at the meeting for your review.

V.G. Board Member/Committee Reports
Information Item

1. Click on the Agenda Item
2. Scroll down and click on box in the upper right corner of the link below to see information from the Foundation meeting and webpages.
3. Pages include the agendas, financial reports, By-Laws, Articles of Incorporation, etc...

VI. Correspondence Items
Information Item

VII. Adjournment
Action Item

Motion to adjourn Passed with a motion by Holly Hild and a second by Mynor Hernandez.
Richard Brabec: Yea, Mynor Hernandez: Yea, Holly Hild: Yea, Chuck Misek: Yea, Virginia Semerad: Yea, Brian Vavricek: Yea
Yea: 6, Nay: 0

Schuyler Community Schools
Board of Education Regular Meeting Monday, October 8, 2018
6:30 PM Schuyler Central High School Music Room
401 Adam St. Schuyler, NE 68661

President Brabec called meeting to order at 6:31 PM.

All present participated in the Pledge of Allegiance. President Brabec read the District Mission Statement and declared the meeting was preceded by advance notice and was in open session.
Motion to approve the consent agenda passed with a motion by Vavricek and a second by Semerad.

Personnel: New hires: Mairen Montanez: Sixpence Educator, Mariana Medina-Santos: SES High Needs Para-Educator and Donald Seehusen: ITE Instructor (2nd Semester)
Motion to approve new hire recommendations passed with a motion by Virginia Semerad and a second by Chuck Misek.

Discussion Items and Reports: Ellen Faltys gave short presentation on the Supreme Count Argument Session that will happen at Schuyler Central High School on November 2nd at 9:00 am. Two cases will be heard. The public is invited but it is designed for the high school students as part of the Nebraska Supreme Court High School Outreach Argument Program.

Negotiation: Initial negotiations meeting must take place before November 1, 2018 with the SEA for the 20-21 school year. The first meeting will be set for Monday October 22nd or 29th.

Priority School Monthly Report: The reports sent back to SCS contained comments about #1 Student and Staff Culture #2 Instructional Leadership and # Clear Compelling Direction.

Strategic Plan Report: The principals are working with their staff to update the 2018 progress. These will be completed prior to the November regular board meeting for your review. Attached are the 2013-17 Action Plans. We will add the updated 2018 action plans for the November school board meeting.

Principals Reports & Directors Reports: They each shared one thing good about Schuyler Community School instead of reading their reports to board. The board also shared something that they thought was good about Schuyler Community Schools.

Superintendent's Report: Updated job descriptions are posted on the district webpage under "Careers". These will be on the November Agenda for board approval.

Motion to adjourn at 7:15 PM. passed with a motion by Hild and a second Hernandez.

You can watch the board meeting at:
https://zoom.us/recording/share/FJFuq42tLPOtwEEEqWdli6N5PeiCsfySj7EYSrWU7u2wIumekTziMw

Respectfully submitted,
Sally Jakub
Recording Secretary

SCHUYLER COMMUNITY SCHOOLS
MONTHLY DISBURSEMENT REPORT
For the month of November 2018

Check #	Date	Vendor	Description	Amount
39230	11/12/2018	AED Brands	AED pads	$312.00
39231	11/12/2018	SYNCB/AMAZON	supplies	$3,074.54
39232	11/12/2018	Americom Communications	Elem gym sound system repair	$2,075.40
39233	11/12/2018	A.P.L. Associates	Dec airfare	$9,451.21
39234	11/12/2018	Apple Computer, Inc.	computer	$1,512.95
39235	11/12/2018	Apple Textbooks	HS math textbooks	$283.82
39236	11/12/2018	Craig Badura	Tech day presenter	$4,000.00
39237	11/12/2018	Barone, Inc.	inspections/monitoring	$951.12
39238	11/12/2018	Lawrence and Kathy Bayer	tree trimming	$400.00
39239	11/12/2018	Bernina Sewing Center	HS FCS supplies	$198.49
39240	11/12/2018	BOMGAARS	supplies	$201.43
39241	11/12/2018	Brown & Saenger	chairs	$357.24
39242	11/12/2018	Carolina Biological Supply Co	Science supplies	$102.18
39243	11/12/2018	Yeni Carreto	PT conf interpreting	$96.75
39244	11/12/2018	Cenex Fleetcard	fuel	$935.27
39245	11/12/2018	CenturyLink	telephone	$1,883.95
39246	11/12/2018	Central Nebraska Rehab Services	OT/PT services	$17,378.25
39247	11/12/2018	CenterPoint Energy Services Retail LLC	natural gas	$645.52
39248	11/12/2018	Charleston Inc	faucets	$837.28
39249	11/12/2018	CHI Health	bus physical	$77.00
39250	11/12/2018	Lisa Clausen	accompanist	$525.00
39251	11/12/2018	Central Nebraska Comm. Action Partner., Inc.	1st qtr July-Sept billing	$29,525.47
39252	11/12/2018	Columbus Music Company	mics	$769.00
39253	11/12/2018	Community Internet Systems	internet	$69.95
39254	11/12/2018	Computers Etc	library supplies	$166.32
39255	11/12/2018	Cornhusker Public Power District	2 mo electricity	$2,338.15
39256	11/12/2018	Nayeli Cruz	PT conf interpreting	$51.75
39257	11/12/2018	Culligan Water Conditioning	soft water plan	$80.10
39258	11/12/2018	Decker Inc.	Safety signs	$419.53
39259	11/12/2018	Delvin del-Cid	PT conf interpretin	$101.25
39260	11/12/2018	Dennis Supply Comp-Sioux City	Elem compressors	$5,079.93
39261	11/12/2018	Department Of Utilities	utilities	$22,895.81
39262	11/12/2018	Didier Grocery	FCS,SPED,custodial supplies	$2,374.17
39263	11/12/2018	Discovery Education, Inc.	STEM HS Prof Dev	$45,900.00
39264	11/12/2018	Diverse Media, Inc.	advertising	$750.00
39265	11/12/2018	DJ Software Specialties	license renewals	$1,500.00
39266	11/12/2018	Eagle Communications	internet	$1,521.00
39267	11/12/2018	Eakes Office Products Center	copies	$13,953.28
39268	11/12/2018	Electrical Engineering & Equipment Co	supplies	$1,288.99
39269	11/12/2018	Engineered Air	MS condenser fan	$864.47
39270	11/12/2018	Educational Service Unit 10	training	$120.00
39271	11/12/2018	Educational Service Unit #7	Powerbeam alignment kit	$1,449.18
39272	11/12/2018	Educational Serv Unit #7 Network	tech support	$50.00
39273	11/12/2018	ESU #7 Special Education	SPED services	$49,699.28
39274	11/12/2018	Follett School Solutions, Inc	Destiny Migrant server host	$2,830.15
39275	11/12/2018	FP Mailing Solutions	postage meter fees	$152.46
39276	11/12/2018	Free Spirit Publishing, Inc.	SPED supplies	$77.29
39277	11/12/2018	Fremont Winnelson Co	supplies	$198.87
39278	11/12/2018	Frontier	phone	$82.65
39279	11/12/2018	Jeff Gall	lawn seeding	$1,832.00

39280	11/12/2018	Patricia Gonzalez	P/T Conf interpreter	$40.00
39281	11/12/2018	Eric Husmann	scissor lift repair	$1,042.20
39282	11/12/2018	Hamernik Plumbing & Well Drilling, Inc.	Fishers well labor	$140.00
39283	11/12/2018	Hardwood Heaven	Shop cabinet supplies	$650.00
39284	11/12/2018	Heritage Nursery, Inc.	landscaping plants	$1,398.25
39285	11/12/2018	Hometown Leasing	copier lease	$2,272.48
39286	11/12/2018	Craig Horejsi	Richland mowing	$1,500.00
39287	11/12/2018	Todd Laudenklos	ASP admission	$650.00
39288	11/12/2018	Houghton Mifflin Harcourt Publishing Co	Reading hosting service	$1,540.00
39289	11/12/2018	Hummert International	Ag supplies	$189.41
39290	11/12/2018	Melissa J Hyde	Music Therapy	$1,219.38
39291	11/12/2018	J & B Auto Parts	supplies	$136.65
39292	11/12/2018	Jackson Services Inc	linens	$1,246.31
39293	11/12/2018	Johnstone Supply	supplies	$3,083.58
39294	11/12/2018	John's Tire Sales & Services	repairs,service	$451.29
39295	11/12/2018	J W Pepper & Sons Inc.	Music	$140.99
39296	11/12/2018	Rachel Kalonda	PT conf interpreting	$18.00
39297	11/12/2018	Know Buddy Resources	Library books	$878.84
39298	11/12/2018	Lightspeed Technologies, Inc	SPED supplies	$49.00
39299	11/12/2018	Lincoln Journal Star	minutes	$83.74
39300	11/12/2018	Matheson - Linweld	Shop supplies	$859.76
39301	11/12/2018	Ivana Lopez	PT conf interpreting	$78.75
39302	11/12/2018	Love Signs	Ag shop door numbers	$175.00
39303	11/12/2018	Mid-american Research Chemicals	cleaning supplies	$927.00
39304	11/12/2018	Marriott	State Libr conf rooms	$238.00
39305	11/12/2018	Bernice Maxwell	SPED consult/mileage	$1,237.41
39306	11/12/2018	Leandro Mejia	mileage	$26.16
39307	11/12/2018	Menards	supplies	$861.18
39308	11/12/2018	Midwest Service & Sales Co	snow blade	$5,285.00
39309	11/12/2018	Minnesota Clay USA	HS art supplies	$506.25
39310	11/12/2018	National Association for Music Education	membership renewal	$258.00
39311	11/12/2018	Nebr Assoc Of School Boards	School board registration fees	$1,429.00
39312	11/12/2018	Nebraska Council of School Administrators	Kasik/Zavadil memberships	$670.00
39313	11/12/2018	NCS Pearson Inc	record forms	$199.28
39314	11/12/2018	Nebraska Public Health Environmental Laborato	water testing	$380.00
39315	11/12/2018	Nebraska Chapter IAEI	Elec code seminar	$175.00
39316	11/12/2018	Nebraska State Bandmaster's Association	State audition fee	$24.00
39317	11/12/2018	Omaha World-Herald	Employment ads	$754.12
39318	11/12/2018	One Source	background checks	$150.00
39319	11/12/2018	Omaha Public Power District	electricity	$226.72
39320	11/12/2018	Marvin Orellana	PT conf interpreting	$96.75
39321	11/12/2018	Parkview One Stop LLC	fuel	$558.35
39322	11/12/2018	Pearson Education	Elem Science wkbks	$3,365.69
39323	11/12/2018	Pekny & Associates CPA's PC	Audit	$16,750.00
39324	11/12/2018	Perry, Guthery, Hasse & Gessford, P.C., L.L.O	legal services	$3,072.72
39325	11/12/2018	Phonak, LLC	SPED audio device	$825.99
39326	11/12/2018	Presto-X	pest control	$301.00
39327	11/12/2018	Qc Supply, Llc	supplies	$410.95
39328	11/12/2018	Rasmussen Mechanical Services	Elem roof unit repair	$5,004.41
39329	11/12/2018	NSASSP Region III	Principal membership dues	$100.00
39330	11/12/2018	Renaissance	Star 360,myOn Reader renewal	$67,092.00
39331	11/12/2018	Carlos Romero	PT conf interpreting	$96.75
39332	11/12/2018	Rosetta Stone LTD	renewal	$4,650.00
39333	11/12/2018	Sargent Drilling	pull pump,well video Fishers	$3,925.00
39334	11/12/2018	Schmitt Music Company	music supplies	$431.54

39335	11/12/2018	School Specialty, Inc	Elem marker boards	$393.85
39336	11/12/2018	Schuyler Coop Association	fuel	$2,893.28
39337	11/12/2018	Schuyler Home & Building Supply	supplies	$1,176.85
39338	11/12/2018	SCS ACTIVITY FUND	reimb UNL Indep HS	$45,015.00
39339	11/12/2018	Super Teacher Worksheets	online renewal	$300.00
39340	11/12/2018	The Thompson Co	Tech day supplies	$91.76
39341	11/12/2018	The Thompson Co	PreK snacks	$276.17
39342	11/12/2018	UNO Music Department	Middle School Honor Choir	$105.00
39343	11/12/2018	Verizon Wireless	cell phones	$558.45
39344	11/12/2018	Visa	ASP supplies	$267.49
39345	11/12/2018	Visa	supplies	$648.35
39346	11/12/2018	VISA	Sixpence/ASP travel	$3,799.92
39347	11/12/2018	VISA	conf meals	$12.84
39348	11/12/2018	Visa	supplies	$926.02
39349	11/12/2018	WageWorks	Monthly Admin fee	$220.00
39350	11/12/2018	Warren Garage Door, Inc.	services	$530.50
39351	11/12/2018	Waste Connections of NE, Inc.	sanitation services	$905.00
39352	11/12/2018	Chadwick Wiseman	badminton materials	$33.47
2019-018	11/12/2018	Heather Bebout	mileage	$137.34
2019-019	11/12/2018	Lexi Bruha	mileage	$116.63
2019-020	11/12/2018	Christina Bywater	mileage	$43.60
2019-021	11/12/2018	Kelly McClintic	mileage	$43.60
2019-022	11/12/2018	Carol Reha	mileage	$21.80
2019-023	11/12/2018	Vanessa Stanek	mileage	$96.46
TOTAL GENERAL FUND DISBURSEMENTS				**$427,925.73**
2206	11/12/2018	BOMGAARS	Ind Tech equipment	$252.07
2207	11/12/2018	Grizzly Industrial, Inc.	Ind Tech equipment	$2,236.95
2208	11/12/2018	Menards	Ind tech equipment	$25.95
TOTAL DEPRECIATION FUND DISBURSEMENTS				**$2,514.97**
1325	11/12/2018	All Systems	materials HS shop	$101.85
1326	11/12/2018	Charleston Inc	materials HS shop	$412.11
1327	11/12/2018	Electrical Engineering & Equipment Co	materials HS shop	$2,694.31
1328	11/12/2018	Kelly Supply Company	materials HS shop	$464.35
1329	11/12/2018	Matheson Trigas	materials HS shop	$1,798.02
TOTAL SPECIAL BUILDING FUND DISBURSEMENTS				**$5,470.64**
3139	11/12/2018	CenturyLink	phone	$1.81
3140	11/12/2018	Homestead Bank	rent	$250.00
TOTAL COOPERATIVE FUND DISBURSEMENTS				**$251.81**
403	11/12/2018	Computer Hardware, Inc.	repairs	$557.00
404	11/12/2018	Edgerton Explorit Center	5th grade field trip	$784.00
405	11/12/2018	Plainsmen Museum	5th grade field trip	$372.00
406	11/12/2018	SCS ACTIVITY FUND	reimb for activity passes	$10,000.00
407	11/12/2018	Visa	Kindergarten activity	$24.67
TOTAL STUDENT FEES DISBURSEMENTS				**$11,737.67**

SCHUYLER COMMUNITY SCHOOLS
MONTHLY DISBURSEMENT REPORT over $5000
For the month of November 2018

Check #	Date	Vendor	Description	Amount
39330	11/12/2018	Renaissance	Star 360,myOn Reader renewal	$67,092.00
39273	11/12/2018	ESU #7 Special Education	SPED services	$49,699.28
39263	11/12/2018	Discovery Education, Inc.	STEM HS Prof Dev	$45,900.00
39338	11/12/2018	SCS ACTIVITY FUND	reimb UNL Indep HS	$45,015.00
39251	11/12/2018	Central Nebraska Comm. Action Partner., Inc.	1st qtr July-Sept billing	$29,525.47
39261	11/12/2018	Department Of Utilities	utilities	$22,895.81
39246	11/12/2018	Central Nebraska Rehab Services	OT/PT services	$17,378.25
39323	11/12/2018	Pekny & Associates CPA's PC	Audit	$16,750.00
39267	11/12/2018	Eakes Office Products Center	copies	$13,953.28
39233	11/12/2018	A.P.L. Associates	Dec airfare	$9,451.21
39308	11/12/2018	Midwest Service & Sales Co	snow blade	$5,285.00
39260	11/12/2018	Dennis Supply Comp-Sioux City	Elem compressors	$5,079.93
39328	11/12/2018	Rasmussen Mechanical Services	Elem roof unit repair	$5,004.41
TOTAL GENERAL FUND DISBURSEMENTS				**$333,029.64**
406	11/12/2018	SCS ACTIVITY FUND	reimb for activity passes	$10,000.00
TOTAL STUDENT FEES DISBURSEMENTS				**$10,000.00**

Current Cash Balance

Sorted by Site ID, Group ID, Activity ID.
From 10/01/2018 to 10/31/2018.

Site ID / Group ID	Site Name / Group Name	Activity ID	Activity Name	Beginning Cash	Receipts	Disbursements	Adjustments	Cash Balance
SCHUYL	Schuyler Community Schools							
A	ACADEMIC							
		1100	CONSORTIUM PAYROLL	232.84	0.00	0.00	0.00	232.84
		1500	ARC EQUIP SPEC.ED.	441.89	0.00	0.00	-30.00	411.89
			A Totals:	674.73	0.00	0.00	-30.00	644.73
B	ATHLETIC							
		2100	BASKETBALL B	-3,054.03	0.00	0.00	0.00	-3,054.03
		2150	BASKETBALL G	-2,791.42	0.00	0.00	0.00	-2,791.42
		2200	CROSS COUNTRY B & G	-893.50	0.00	0.00	893.50	0.00
		2250	CROSS COUNTRY	0.00	0.00	0.00	0.00	0.00
		2300	FOOTBALL	-21,715.20	0.00	2,968.20	18,861.34	-5,822.06
		2350	GOLF B	-280.35	0.00	0.00	0.00	-280.35
		2375	GOLF G	-660.00	0.00	0.00	660.00	0.00
		2400	SOFTBALL	-3,195.75	0.00	130.00	3,325.75	0.00
		2450	SOCCER B	-592.74	0.00	0.00	0.00	-592.74
		2500	SOCCER G	325.66	0.00	0.00	0.00	325.66
		2600	TRACK	-393.68	0.00	0.00	0.00	-393.68
		2700	VOLLEYBALL	-2,401.02	0.00	345.00	2,746.02	0.00
		2750	WRESTLING	-3,421.07	0.00	350.00	0.00	-3,771.07
		2755	WEIGHT ROOM EQUIPMENT	1,888.69	0.00	0.00	0.00	1,888.69
		2800	SMS ATHLETICS	-7,422.62	1,267.00	5,108.92	6,264.54	-5,000.00
		2850	LAUNDRY	0.00	0.00	0.00	0.00	0.00
		2900	GENERAL	21,830.75	3,569.06	35.00	-17,500.00	7,864.81
		2950	MEDICAL	1,100.00	0.00	0.00	0.00	1,100.00
		2970	BOOSTER CLUB DONATION	-228.60	0.00	545.00	0.00	-773.60
		2975	DONATIONS	3,964.54	1,030.00	298.36	0.00	4,696.18
			B Totals:	-17,940.34	5,866.06	9,780.48	15,251.15	-6,603.61
C	DISTRICT							
		3100	ADULT EDUCATION	2,595.68	0.00	0.00	0.00	2,595.68
		3110	COLLEGE CREDIT	-31,465.97	0.00	5,457.40	0.00	-36,923.37
		3200	GENERAL	33,082.80	1,801.64	607.55	-15,000.00	19,276.89
		3250	FIELD HOUSE	15,946.93	952.07	0.00	0.00	16,899.00
		3300	FINES	1,259.10	0.00	0.00	0.00	1,259.10
		3400	HIGH SCHOOL--- BOOK FINES	4,055.16	0.00	0.00	0.00	4,055.16
			C Totals:	25,473.70	2,753.71	6,064.95	-15,000.00	7,162.46
D	DEPARTMENTS							
		3450	SCHS LIBRARY FINES	606.72	0.00	0.00	0.00	606.72
		4000	BAND	3,290.02	0.00	900.00	0.00	2,390.02
		4025	Musical	4,449.84	0.00	0.00	0.00	4,449.84
		4050	VOCAL	221.87	0.00	0.00	0.00	221.87
		4750	KOEHN TRUST (BAND DONATION)	19,697.80	0.00	0.00	0.00	19,697.80
			D Totals:	28,266.25	0.00	900.00	0.00	27,366.25

Current Cash Balance

Sorted by Site ID, Group ID, Activity ID.
From 10/01/2018 to 10/31/2018.

Site ID / Group ID	Site Name / Group Name / Activity ID	Activity Name	Beginning Cash	Receipts	Disbursements	Adjustments	Cash Balance
E	UNIFORMS & EQUIPMENT						
	4500	BAND (UNIFORM DEP)	828.18	0.00	0.00	0.00	828.18
	4650	FLAG CORPS	9.62	0.00	0.00	0.00	9.62
	4700	INSTRUMENT RENTAL	0.00	0.00	0.00	0.00	0.00
	4770	AMBASSADORS	1,839.30	0.00	0.00	0.00	1,839.30
		E Totals:	2,677.10	0.00	0.00	0.00	2,677.10

Current Cash Balance

Sorted by Site ID, Group ID, Activity ID.
From 10/01/2018 to 10/31/2018.

Site ID Site Name
Group ID Group Name

Activity ID	Activity Name	Beginning Cash	Receipts	Disbursements	Adjustments	Cash Balance
F	CLUBS ORGANIZATIONS					
5000	ART	717.83	0.00	0.00	0.00	717.83
5005	ATHS	573.39	0.00	0.00	0.00	573.39
5050	CHEERLEADERS	3,897.25	529.15	1,792.92	0.00	2,633.48
5100	DRAMATICS, SPEECH	-2,748.85	0.00	0.00	2,748.85	0.00
5105	One Act	1,670.47	3,655.65	1,623.54	0.00	3,702.58
5150	DANCE TEAM	778.19	0.00	1,066.00	0.00	-287.81
5175	EMERGENCY RESPNSE TEAM	1,594.77	0.00	0.00	0.00	1,594.77
5200	FFA	7,824.46	0.00	0.00	0.00	7,824.46
5250	FCCLA	2,368.30	1,583.00	928.40	0.00	3,022.90
5300	CULTURAL UNITY	1,581.98	347.10	609.78	0.00	1,319.30
5350	NATIONAL HONOR SOCIETY	2,397.73	339.00	32.63	0.00	2,704.10
5400	S-CLUB	119.55	0.00	0.00	0.00	119.55
5405	SPIRIT CLUB	157.93	0.00	0.00	0.00	157.93
5425	WARRIORS STAND FOR THE SILENT	183.52	0.00	0.00	0.00	183.52
5500	SCIENCE & mATH cLUB	5,203.58	0.00	0.00	0.00	5,203.58
5510	SCIENCE TRIP	31.26	0.00	0.00	0.00	31.26
5515	MONSANTO SCIENCE	0.00	0.00	0.00	0.00	0.00
5525	SCIENCE FAIR	699.97	0.00	0.00	0.00	699.97
5550	STUDENT COUNCIL	4,779.99	399.00	666.14	0.00	4,512.85
5575	504 R ACTIVITY FUND	319.22	0.00	0.00	0.00	319.22
5600	RICHLAND ACTIVITY FUND	726.74	0.00	197.50	0.00	529.24
5610	FISHER 24 ACTIVITY FUND	2,983.91	0.00	392.30	0.00	2,591.61
5620	SCHUYLER ELEMENTARY SCHOOL	326.52	177.55	0.00	0.00	504.07
5621	SES FELICIATIONS	0.00	0.00	0.00	0.00	0.00
5622	SES FIELD DAY	7,640.57	0.00	0.00	0.00	7,640.57
5623	SES Vocal Music Club	861.15	295.00	270.00	431.00	1,317.15
5624	SES LIBRARY	1,142.80	0.00	442.92	0.00	699.88
5631	SES POP FUND	720.81	333.03	0.00	0.00	1,053.84
5632	SES Band CLUB	301.00	147.00	0.00	-431.00	17.00
5650	BRAINSTORMING	0.00	0.00	0.00	0.00	0.00
5675	TEEN MOM'S	133.86	0.00	0.00	0.00	133.86
5700	A.S.K.	263.89	0.00	0.00	0.00	263.89
5725	STUDENT COUNCIL MAKE A WISH	475.00	460.00	0.00	0.00	935.00
5750	FELLOWSHIP CHRISTIANS FOR ATHLETICS	84.43	0.00	0.00	0.00	84.43
5775	INDUSTRIAL TECH ACCOUNT	0.00	0.00	0.00	0.00	0.00
5800	SHEEL CREEK WATER TESTING	0.00	0.00	0.00	0.00	0.00
5825	PRESCHOOL	492.64	466.98	467.98	0.00	491.64
5900	SMS GENERAL ACTIVITY	2,076.73	1,815.89	246.80	0.00	3,645.82
5901	SMS STUDENT COUNCIL	6,430.26	1,641.86	1,076.38	187.04	7,182.78
5902	SMS LIBRARY	2,502.65	0.00	0.00	0.00	2,502.65
5903	SMS RESOURCE ROOM	4,723.95	0.00	0.00	0.00	4,723.95
5904	SMS BAND CLUB	640.97	0.00	0.00	0.00	640.97
5905	SMS TEACHER POP 7702463	53.45	0.00	0.00	0.00	53.45
5906	SMS EDUCATIONQUEST FOUNDATION GRANT	0.00	750.00	0.00	0.00	750.00

Current Cash Balance

Sorted by Site ID, Group ID, Activity ID.
From 10/01/2018 to 10/31/2018.

Site ID / Group ID	Site Name / Group Name / Activity ID	Activity Name	Beginning Cash	Receipts	Disbursements	Adjustments	Cash Balance
	5907	SMS Entrepreneurship	0.00	0.00	0.00	0.00	0.00
	5909	SMS VOCAL MUSIC	0.80	498.00	555.55	0.00	-56.75
	5910	SMS VOLLEYBALL CLUB	579.48	0.00	553.00	0.00	26.48
	5911	SMS YEARBOOK	1,778.65	0.00	0.00	0.00	1,778.65
	5915	SMS WRESTLING CLUB	85.80	0.00	0.00	0.00	85.80
	5920	SMS FOOTBALL CLUB	67.80	0.00	0.00	0.00	67.80
	5925	SMS BOYS BASKETBALL CLUB	475.53	0.00	0.00	0.00	475.53
	5930	YOUTH FOOTBALL	4,574.07	101.00	1,761.64	0.00	2,913.43
		F Totals:	72,294.00	13,539.21	12,683.48	2,935.89	76,085.62
G	CONCESSION/VENDING						
	6000	CONCESSION	1,286.43	502.03	51.52	-187.04	1,549.90
	6010	Imp. Fund-10%	2,205.02	73.11	0.00	0.00	2,278.13
	6100	SCHS PEPSI 7701503	4,952.16	923.66	534.20	0.00	5,341.62
	6125	SCHS LUNCH PEPSI	-243.74	1,084.94	841.20	0.00	0.00
	6150	SCS FIELD HOUSE POP	1,423.50	0.00	180.22	0.00	1,243.28
	6200	STUDENT POP	3,925.70	3.51	0.00	-3,000.00	929.21
	6300	TEACHER POP	4,011.93	62.79	0.00	0.00	4,074.72
	6400	S-CLUB JUICE	-3.68	3.51	0.00	0.00	-0.17
	6500	MAINTENANCE	7,411.29	45.45	0.00	0.00	7,456.74
	6600	MILK MACHINE - FCCLA	171.53	0.00	0.00	0.00	171.53
		G Totals:	25,140.14	2,699.00	1,607.14	-3,187.04	23,044.96
H	SALES						
	7000	HORTICULTURE	9,408.13	550.00	0.00	0.00	9,958.13
	7010	HOUSE CONSTRUCTION	2,953.02	0.00	0.00	0.00	2,953.02
	7020	HOUSE RENTAL	16,848.52	800.00	0.00	0.00	17,648.52
	7050	INTRO TO CONSTRUCTION	0.00	4,068.50	0.00	0.00	4,068.50
	7150	BBB CLUB ACCOUNT	268.95	0.00	0.00	0.00	268.95
	7200	GBB CLUB ACCOUNT	-162.66	0.00	0.00	0.00	-162.66
	7215	BOYS GOLF CLUB ACCT.	1,713.51	0.00	0.00	0.00	1,713.51
	7225	GIRLS GOLF CLUB ACCOUNT	334.02	0.00	75.90	0.00	258.12
	7250	WRESTLING CLUB ACCOUNT	5,427.45	400.00	0.00	0.00	5,827.45
	7275	WRESTLING AIDS	477.71	0.00	0.00	0.00	477.71
	7300	BSOC CLUB ACCOUNT	1,010.61	0.00	0.00	0.00	1,010.61
	7325	GSOC CLUB ACCOUNT	3,287.16	0.00	0.00	0.00	3,287.16
	7350	G/B CROSS COUNTRY CLUB	1,685.42	120.00	0.00	0.00	1,805.42
	7400	FOOTBALL CLUB ACCOUNT	7,321.41	0.00	1,909.07	0.00	5,412.34
	7450	VOLLEYBALL CLUB ACCT.	8,550.10	911.00	1,569.80	0.00	7,891.30
	7500	SB CLUB ACCOUNT	1,429.14	460.00	1,214.93	0.00	674.21
	7550	STUDENT PURCHASES	243.59	0.00	0.00	0.00	243.59
	7600	TR. CLUB ACCT	1,495.23	0.00	0.00	0.00	1,495.23
		H Totals:	62,291.31	7,309.50	4,769.70	0.00	64,831.11

Current Cash Balance

Sorted by Site ID, Group ID, Activity ID.
From 10/01/2018 to 10/31/2018.

Site ID / Group ID	Site Name / Group Name / Activity ID	Activity Name	Beginning Cash	Receipts	Disbursements	Adjustments	Cash Balance
I	CLASSES						
	8000	ALUMNI ACCOUNT	1,386.24	0.00	0.00	0.00	1,386.24
	8255	CLASSES OF 2013	719.22	0.00	0.00	0.00	719.22
	8260	CLASS 2014	382.63	0.00	0.00	0.00	382.63
	8265	CLASS OF 2015	219.65	0.00	0.00	0.00	219.65
	8270	CLASS OF 2016	274.99	0.00	0.00	0.00	274.99
	8275	CLASS OF 2017	1,306.71	0.00	0.00	0.00	1,306.71
	8280	CLASS 2018	96.87	0.00	0.00	0.00	96.87
	8285	CLASS OF 2019	928.25	0.00	0.00	0.00	928.25
	8290	CLASS OF 2020	1,295.00	0.00	0.00	0.00	1,295.00
	8295	CLASS OF 2021	764.67	0.00	0.00	0.00	764.67
	8300	Class of 2022	0.00	0.00	0.00	0.00	0.00
	8320	CLASS OF 2026	1,372.37	481.75	195.00	0.00	1,659.12
	8325	CLASS OF 2027	1,265.16	280.00	0.00	0.00	1,545.16
	8330	CLASS OF 2028	873.01	344.00	0.00	0.00	1,217.01
	8335	CLASS OF 2029	712.54	340.00	0.00	0.00	1,052.54
	8340	CLASS OF 2030	1,613.31	758.50	219.00	-675.00	1,477.81
	8345	CLASS OF 2031	577.44	757.00	732.23	705.00	1,307.21
		I Totals:	13,788.06	2,961.25	1,146.23	30.00	15,633.08
J	YEARBOOK						
	8560	YEARBOOK	2,331.55	1,459.00	1,411.65	0.00	2,378.90
		J Totals:	2,331.55	1,459.00	1,411.65	0.00	2,378.90
K	MISCELLANEOUS						
	9000	STUDENT COUNCIL SCHOOL IMPROVMENT FUND	1,304.25	0.00	0.00	0.00	1,304.25
	9025	SAVE THE CHILDREN	300.00	0.00	0.00	0.00	300.00
	9030	AFTERSCHOOL PROGRAM	57,726.29	2,868.75	700.00	425.00	60,320.04
	9035	SIXPENSE	185.04	0.00	0.00	0.00	185.04
	9040	SES BACK PACK PROGRAM	1,500.00	0.00	0.00	0.00	1,500.00
	9050	SCHS FELICITATIONS	0.00	0.00	0.00	0.00	0.00
	9075	KEY DEPOSITS & RENTAL FEES	4,037.25	96.00	0.00	0.00	4,133.25
	9100	BLOOD MOBILE	-123.78	0.00	0.00	0.00	-123.78
	9105	WELLNESS WARRIORS	2,104.77	0.00	300.00	0.00	1,804.77
	9115	LUNCH CARD	1,734.05	0.00	0.00	0.00	1,734.05
	9125	TMH	121.20	0.00	0.00	0.00	121.20
	9150	PRINCIPAL	1,144.60	80.09	100.00	0.00	1,124.69
	9175	Technology Fee	36,349.98	1,254.00	50.00	-425.00	37,128.98
		K Totals:	106,383.65	4,298.84	1,150.00	0.00	109,532.49
L	SCHOLARSHIPS/MEMORIALS						
	9200	TOUR	176.57	0.00	0.00	0.00	176.57
	9500	COLLEGE ACCESS GRANT	750.00	3,000.00	0.00	0.00	3,750.00
		L Totals:	926.57	3,000.00	0.00	0.00	3,926.57

Current Cash Balance

Sorted by Site ID, Group ID, Activity ID.
From 10/01/2018 to 10/31/2018.

Site ID Site Name
Group ID Group Name
Activity ID Activity Name

	Beginning Cash	Receipts	Disbursements	Adjustments	Cash Balance
SCHUYL Totals:	322,306.72	43,886.57	39,513.63	0.00	326,679.66
Report Totals:	322,306.72	43,886.57	39,513.63	0.00	326,679.66

REVENUE REPORT	2012-13	%	2013-14	%	2014-15	%	2015-16	%	2016-17	%	2017-18	%	2018-19	%
September Total	**$3,243,881.77**	**20.04%**	**$3,265,998.95**	**18.78%**	**$3,689,300.73**	**17.69%**	**$3,777,399.57**	**18.11%**	**$3,834,741.76**	**18.88%**	**$4,269,068.23**	**21.29%**	**$4,203,426.68**	**20.08%**
Local/County	$2,721,553.23	29.79%	$2,722,697.71	27.36%	$2,959,876.38	25.25%	$3,296,850.19	25.42%	$3,244,512.16	24.10%	$3,616,567.87	24.80%	$3,871,636.68	26.17%
State	$486,165.87	8.37%	$517,078.69	8.34%	$581,961.52	8.41%	$406,284.76	7.95%	$405,292.50	8.03%	$318,484.56	8.39%	$327,782.00	7.48%
Federal	$35,044.21	2.85%	$26,108.00	2.12%	$147,462.83	6.66%	$74,077.43	2.66%	$184,795.20	10.34%	$334,015.80	20.00%	$4,008.00	0.23%
Other	$1,118.46	11.18%	$114.55	1.15%	$0.00	0.00%	$187.19	1.87%	$141.90	1.42%		0.00%		0.00%
October Total	**$800,294.79**	**24.99%**	**$849,385.19**	**23.67%**	**$819,772.20**	**21.62%**	**$919,934.61**	**22.52%**	**$800,032.03**	**22.82%**	**$812,931.69**	**25.34%**	**$681,958.11**	**23.33%**
Local/County	$269,910.85	32.75%	$259,569.32	29.96%	$225,585.97	27.18%	$465,936.95	29.02%	$353,056.80	26.72%	$334,446.13	27.10%	$325,062.51	28.36%
State	$493,020.87	16.85%	$523,529.69	16.79%	$588,572.52	16.92%	$444,247.15	16.65%	$416,054.50	16.27%	$284,749.00	15.89%	$341,484.00	15.27%
Federal	$35,048.93	5.70%	$349.10	2.15%	$3,548.58	6.82%	$9,750.51	3.02%	$30,675.73	12.06%	$193,736.56	31.60%	$15,411.60	1.11%
Other	$2,314.14	34.33%	$65,937.08	660.52%	$2,065.13	20.65%	$0.00	1.87%	$245.00	3.87%		0.00%		0.00%
November Total	**$681,651.52**	**29.20%**	**$670,719.61**	**27.53%**	**$704,918.79**	**25.00%**	**$841,237.42**	**26.56%**	**$934,567.57**	**27.42%**	**$404,661.44**	**27.36%**	**$0.00**	**23.33%**
Local/County	$95,304.63	33.79%	$112,741.80	31.10%	$98,109.77	28.01%	$115,861.20	29.91%	$158,699.52	27.90%	$111,941.11	27.87%		28.36%
State	$483,165.87	25.17%	$515,078.69	25.09%	$581,961.52	25.33%	$0.00	16.65%	$405,292.50	24.30%	$274,019.00	23.11%		15.27%
Federal	$97,466.14	13.62%	$35,415.49	5.03%	$24,291.13	7.92%	$723,064.57	29.03%	$370,575.55	32.80%	$7,103.33	32.03%		1.11%
Other	$5,714.88	91.47%	$7,483.63	735.35%	$556.37	26.22%	$2,311.65	24.99%	$0.00	3.87%	$11,598.00	115.98%		0.00%
December Total	**$862,123.68**	**34.53%**	**$800,090.95**	**32.13%**	**$894,606.37**	**29.29%**	**$1,243,678.07**	**32.52%**	**$863,838.51**	**31.68%**	**$683,867.94**	**30.77%**	**$0.00**	**23.33%**
Local/County	$272,803.54	36.78%	$192,538.93	33.03%	$226,629.75	29.95%	$307,081.16	32.28%	$266,290.80	29.88%	$264,179.54	29.68%		28.36%
State	$569,949.87	34.98%	$607,161.69	34.89%	$655,231.52	34.80%	$914,854.52	34.57%	$405,292.50	32.33%	$395,674.00	33.54%		15.27%
Federal	$3,417.77	13.90%	$0.00	5.03%	$7,379.81	8.25%	$14,668.35	29.55%	$192,255.21	43.56%	$24,014.40	33.47%		1.11%
Other	$15,952.50	251.00%	$390.33	739.26%	$5,365.29	79.87%	$7,074.04	95.73%	$0.00	3.87%	$0.00	115.98%		0.00%
January total	**$1,292,143.75**	**42.51%**	**$2,125,248.63**	**44.35%**	**$1,840,957.36**	**38.12%**	**$2,258,459.02**	**43.35%**	**$1,894,173.38**	**41.00%**	**$2,829,527.97**	**44.88%**	**$0.00**	**23.33%**
Local/County	$665,610.57	44.07%	$1,194,008.87	45.03%	$1,173,520.62	39.96%	$1,324,921.74	42.50%	$1,361,047.88	39.98%	$1,549,462.72	40.31%		28.36%
State	$572,198.87	44.83%	$606,631.69	44.67%	$655,231.52	44.27%	$931,190.66	52.80%	$522,738.50	42.68%	$521,133.00	47.27%		15.27%
Federal	$44,861.18	17.55%	$324,573.84	31.44%	$11,844.10	8.79%	$2,346.62	29.64%	$3,497.12	43.75%	$758,932.25	78.91%		1.11%
Other	$9,473.13	345.73%	$34.23	739.60%	$361.12	83.48%		95.73%	$6,889.88	72.77%		115.98%		0.00%
February Total	**$1,220,138.54**	**50.05%**	**$1,148,504.60**	**50.96%**	**$1,728,208.84**	**46.41%**	**$852,443.43**	**47.44%**	**$1,182,532.68**	**46.82%**	**$968,000.97**	**49.70%**	**$0.00**	**23.33%**
Local/County	$252,933.44	46.84%	$247,669.25	47.52%	$255,338.86	42.14%	$262,178.17	44.52%	$285,384.80	42.10%	$346,579.55	42.68%		28.36%
State	$845,016.92	59.37%	$891,484.60	59.05%	$1,030,379.73	59.16%	$523,430.65	63.05%	$735,559.01	57.25%	$621,370.07	63.64%		15.27%
Federal	$3,615.29	17.84%	$8,725.67	32.15%	$442,490.25	28.78%	$66,834.61	32.04%	$161,430.75	52.79%		78.91%		1.11%
Other	$118,572.89	1531.46%	$625.08	745.85%	$0.00	83.48%		95.73%	$158.12	74.35%	$51.35	116.49%		0.00%
March total	**$1,555,657.68**	**59.66%**	**$1,088,408.12**	**57.22%**	**$1,211,095.78**	**52.21%**	**$1,513,121.85**	**54.70%**	**$876,612.25**	**51.14%**	**$1,614,261.92**	**57.75%**	**$0.00**	**23.33%**
Local/County	$452,827.33	51.79%	$322,560.66	50.76%	$425,766.41	45.77%	$485,798.34	48.27%	$343,463.17	44.65%	$874,833.73	48.68%		28.36%
State	$575,647.87	69.28%	$628,728.00	69.19%	$664,297.52	68.76%	$500,780.51	72.85%	$523,290.50	67.62%	$505,145.00	76.95%		15.27%
Federal	$526,637.48	60.66%	$136,430.87	43.25%	$120,632.85	34.23%	$515,712.32	50.59%	$9,786.44	53.33%	$232,369.39	92.82%		1.11%
Other	$545.00	1536.91%	$688.59	752.73%	$399.00	87.47%	$10,830.68	204.04%	$72.14	75.07%	$1,913.80	135.63%		0.00%
April Total	**$1,171,427.67**	**66.90%**	**$1,633,241.15**	**66.61%**	**$1,863,742.31**	**61.15%**	**$2,030,684.75**	**64.43%**	**$2,508,145.70**	**63.49%**	**$1,882,637.98**	**67.14%**	**$0.00**	**23.33%**
Local/County	$549,372.21	57.81%	$1,008,894.58	60.89%	$998,263.70	54.29%	$1,277,509.82	58.12%	$1,354,835.34	54.72%	$1,226,461.20	57.09%		28.36%
State	$534,523.87	78.48%	$608,417.69	79.01%	$684,985.53	78.66%	$509,797.76	82.83%	$530,337.50	78.12%	$130,411.00	80.39%		15.27%
Federal	$87,131.59	67.75%	$13,969.09	44.39%	$180,493.08	42.38%	$243,077.17	59.34%	$619,472.86	88.00%	$525,765.78	124.31%		1.11%
Other	$400.00	1540.91%	$1,959.79	772.33%	$0.00	87.47%	$300.00	207.04%	$3,500.00	110.07%		135.63%		0.00%
May Total	**$3,940,649.71**	**91.25%**	**$3,932,891.88**	**89.23%**	**$4,708,506.23**	**83.73%**	**$4,701,494.65**	**86.98%**	**$5,182,724.79**	**89.01%**	**$5,392,764.13**	**94.03%**	**$0.00**	**23.33%**
Local/County	$3,090,817.05	91.64%	$3,268,977.47	93.74%	$3,823,961.03	86.91%	$3,802,993.88	87.45%	$4,437,550.99	87.67%	$4,713,266.24	89.42%		28.36%
State	$723,278.87	90.93%	$609,889.66	88.85%	$663,745.52	88.25%	$556,121.29	93.72%	$516,629.50	88.35%	$674,811.00	98.17%		15.27%
Federal	$110,514.87	76.73%	$48,453.34	48.33%	$220,669.22	52.35%	$342,379.48	71.65%	$223,752.87	100.52%	$4,686.89	124.59%		1.11%
Other	$16,038.92	1701.30%	$5,571.41	828.05%	$130.46	88.77%		207.04%	$4,791.43	157.98%		135.63%		0.00%
June Total	**$1,127,680.84**	**98.22%**	**$1,133,300.30**	**95.75%**	**$1,148,776.66**	**89.24%**	**$1,493,688.04**	**94.14%**	**$1,400,905.70**	**95.91%**	**$594,899.27**	**97.00%**	**$0.00**	**23.33%**
Local/County	$490,950.58	97.02%	$316,040.03	96.91%	$300,080.50	89.47%	$863,965.74	94.11%	$577,183.40	91.96%	$253,977.33	91.16%		28.36%
State	$612,293.90	101.47%	$666,530.56	99.60%	$700,820.48	98.38%	$526,569.77	104.03%	$795,801.97	104.12%	$339,195.00	107.11%		15.27%
Federal	$23,735.41	78.66%	$149,047.80	60.45%	$146,450.68	58.97%	$102,986.09	75.36%	$27,920.33	102.08%	$1,600.00	124.68%		1.11%
Other	$700.95	1708.31%	$1,681.91	844.87%	$1,425.00	103.02%	$166.44	208.70%	$0.00	157.98%	$126.94	136.90%		0.00%
July Total	**$175,787.22**	**99.30%**	**$211,749.74**	**96.97%**	**$389,401.73**	**91.10%**	**$229,587.05**	**95.24%**	**$179,037.44**	**96.79%**	**$73,390.13**	**97.36%**	**$0.00**	**23.33%**
Local/County	$136,849.87	98.52%	$77,114.79	97.69%	$332,808.51	92.31%	$103,610.47	94.91%	$135,494.63	92.97%	$17,969.13	91.29%		28.36%
State	$0.00	101.47%	$6,837.50	99.71%	$35,084.52	98.89%	$0.00	104.03%	$0.00	104.12%	$0.00	107.11%		15.27%
Federal	$35,598.85	81.56%	$127,411.04	70.82%	$21,073.17	59.92%	$119,497.83	79.66%	$15,039.00	102.93%	$55,421.00	128.00%		1.11%
Other	$3,338.50	1741.69%	$386.41	848.73%	$435.53	107.38%	$6,478.75	273.49%	$28,503.81	443.02%		136.90%		0.00%
August Total	**$587,272.25**	**102.93%**	**$439,373.88**	**99.50%**	**$617,773.93**	**94.07%**	**$1,249,431.71**	**101.23%**	**$314,415.70**	**98.34%**	**$1,434,937.34**	**104.52%**	**$0.00**	**23.33%**
Local/County	$310,399.36	101.92%	$358,946.75	101.29%	$377,791.04	95.53%	$830,622.55	101.31%	$130,881.70	93.94%	$880,456.63	97.33%		28.36%
State	$0.00	101.47%	$41,490.58	100.38%	$0.00	98.89%	$56,784.53	105.14%		104.12%	$123,161.60	110.35%		15.27%
Federal	$229,726.99	100.24%	$38,925.14	73.99%	$216,848.53	69.72%	$283,118.59	89.84%	$183,534.00	113.20%	$431,319.11	153.83%		1.11%
Other	$47,145.90	2213.15%	$11.41	848.84%	$23,134.36	338.72%	$78,906.04	1062.55%		443.02%		136.90%		0.00%
Total Received	**$16,658,709.42**	**102.93%**	**$17,298,913.00**	**99.50%**	**$19,617,060.93**	**94.07%**	**$21,111,160.17**	**101.23%**	**$19,971,727.51**	**98.34%**	**$20,960,949.01**	**104.52%**	**$4,885,384.79**	**23.33%**
Total Budgeted	**$16,184,118.00**		**$17,386,713.00**		**$20,854,313.00**		**$20,854,313.00**		**$20,309,772.00**		**$20,055,234.00**		**$20,938,519.00**	
Local/County Budgeted	$9,134,315.00		$9,953,110.00		$11,721,501.00		$12,967,000.00		$13,464,451.00		$14,580,040.00		$14,796,341.00	
State Budgeted	$5,809,931.00		$6,199,437.00		$6,919,305.00		$5,107,423.00		$5,048,400.00		$3,795,194.00		$4,382,678.00	
Federal Budgeted	$1,229,872.00		$1,229,166.00		$2,213,506.00		$2,779,889.00		$1,786,921.00		$1,670,000.00		$1,749,500.00	
Others Budgeted	$10,000.00		$10,000.00		$10,000.00		$10,000.00		$10,000.00		$10,000.00		$10,000.00	
Over/Under	**474,591.42**	**2.93%**	(87,800.00)	**-0.50%**	(1,237,252.07)	**-5.93%**	**256,847.17**	**1.23%**	(338,044.49)	**-1.66%**	**905,715.01**	**4.52%**	(16,053,134.21)	**-76.67%**

EXPENDITURE REPORT	2012-13	%	2013-14	%	2014-15	%	2015-16	%	2016-17	%	2017-18	%	2018-19	%
September Total	**$1,849,309.87**	**10.70%**	**$1,617,997.97**	**9.11%**	**$1,586,003.98**	**7.93%**	**$1,546,839.29**	**7.73%**	**$1,539,984.51**	**7.57%**	**$1,543,208.42**	**7.56%**	**$1,682,014.98**	**8.03%**
Payroll and Benefits	$1,227,892.31	8.69%	$1,283,591.68	8.75%	$1,293,637.93	7.79%	$1,254,278.80	7.56%	$1,406,961.65	8.15%	$1,463,973.67	8.48%	$1,477,573.31	8.23%
Accounts Payable	$621,417.56	19.70%	$334,406.29	10.83%	$292,366.05	8.60%	$292,560.49	8.60%	$133,022.86	4.31%	$79,234.75	2.53%	$204,441.67	6.85%
October Total	**$1,333,822.76**	**18.41%**	**$1,401,716.38**	**17.00%**	**$1,610,650.56**	**15.98%**	**$1,643,562.29**	**15.95%**	**$1,672,110.74**	**15.78%**	**$1,769,382.25**	**16.24%**	**$1,798,070.83**	**16.62%**
Payroll and Benefits	$1,143,367.18	16.78%	$1,181,349.20	16.79%	$1,258,567.43	15.37%	$1,308,199.96	15.44%	$1,373,032.01	16.10%	$1,411,494.27	16.66%	$1,418,571.45	16.13%
Accounts Payable	$190,455.58	25.73%	$220,367.18	17.97%	$352,083.13	18.95%	$335,362.33	18.47%	$299,078.73	14.00%	$357,887.98	13.93%	$379,499.38	19.57%
November Total	**$1,445,993.76**	**26.77%**	**$1,536,909.02**	**25.65%**	**$1,478,880.75**	**23.38%**	**$1,538,076.50**	**23.64%**	**$1,797,062.78**	**24.61%**	**$1,691,421.13**	**24.53%**	**$0.00**	**16.62%**
Payroll and Benefits	$1,150,477.61	24.91%	$1,198,104.30	24.96%	$1,271,292.91	23.03%	$1,306,456.33	23.31%	$1,357,595.11	23.97%	$1,408,770.79	24.82%		16.13%
Accounts Payable	$295,516.15	35.10%	$338,804.72	28.95%	$207,587.84	25.06%	$231,620.17	25.28%	$439,467.67	28.23%	$282,650.34	22.94%		19.57%
December Total	**$1,357,283.75**	**34.62%**	**$1,344,398.22**	**33.22%**	**$1,446,578.00**	**30.61%**	**$1,503,918.41**	**31.16%**	**$1,573,314.08**	**32.34%**	**$1,587,829.31**	**32.31%**	**$0.00**	**16.62%**
Payroll and Benefits	$1,148,765.66	33.04%	$1,185,882.01	33.04%	$1,244,464.16	30.53%	$1,293,460.90	31.10%	$1,352,358.36	31.80%	$1,411,764.26	32.99%		16.13%
Accounts Payable	$208,518.09	41.71%	$158,516.21	34.08%	$202,113.84	31.00%	$210,457.51	31.47%	$220,955.72	35.39%	$176,065.05	28.56%		19.57%
January total	**$1,264,922.47**	**41.94%**	**$1,312,879.88**	**40.61%**	**$1,416,599.92**	**37.69%**	**$1,478,112.93**	**38.55%**	**$1,575,058.75**	**40.08%**	**$1,633,516.52**	**40.32%**	**$0.00**	**16.62%**
Payroll and Benefits	$1,120,649.98	40.97%	$1,177,040.50	41.05%	$1,257,022.65	38.10%	$1,298,596.35	38.92%	$1,388,499.67	39.84%	$1,438,173.00	41.32%		16.13%
Accounts Payable	$144,272.49	46.28%	$135,839.38	38.48%	$159,577.27	35.70%	$179,516.58	36.75%	$186,559.08	41.43%	$195,343.52	34.78%		19.57%
February Total	**$1,311,064.49**	**49.52%**	**$1,403,873.80**	**48.51%**	**$1,618,399.15**	**45.79%**	**$1,526,340.07**	**46.18%**	**$1,596,272.75**	**47.93%**	**$1,649,623.40**	**48.40%**	**$0.00**	**16.62%**
Payroll and Benefits	$1,137,572.54	49.02%	$1,191,361.71	49.17%	$1,256,823.51	45.67%	$1,291,244.15	46.70%	$1,349,013.62	47.66%	$1,391,119.52	49.38%		16.13%
Accounts Payable	$173,491.95	51.78%	$212,512.09	45.37%	$361,575.64	46.33%	$235,095.92	43.67%	$247,259.13	49.44%	$258,503.88	43.02%		19.57%
March total	**$1,325,835.62**	**57.19%**	**$1,349,916.60**	**56.11%**	**$1,463,652.98**	**53.10%**	**$1,604,907.73**	**54.21%**	**$1,628,284.06**	**55.93%**	**$1,643,416.11**	**56.46%**	**$0.00**	**16.62%**
Payroll and Benefits	$1,153,519.72	57.18%	$1,198,109.22	57.33%	$1,290,767.24	53.45%	$1,333,219.78	54.73%	$1,385,812.13	55.68%	$1,420,120.87	57.61%		16.13%
Accounts Payable	$172,315.90	57.24%	$151,807.38	50.29%	$172,885.74	51.42%	$271,687.95	51.66%	$242,471.93	57.30%	$223,295.24	50.14%		19.57%
April Total	**$1,280,538.15**	**64.60%**	**$1,330,513.12**	**63.60%**	**$1,488,270.17**	**60.55%**	**$1,393,336.22**	**61.18%**	**$1,605,283.97**	**63.82%**	**$1,595,748.63**	**64.28%**	**$0.00**	**16.62%**
Payroll and Benefits	$1,130,521.26	65.17%	$1,181,684.00	65.38%	$1,261,959.40	61.05%	$1,295,557.89	62.54%	$1,349,987.19	63.50%	$1,392,441.45	65.67%		16.13%
Accounts Payable	$150,016.89	62.00%	$148,829.12	55.11%	$226,310.77	58.07%	$97,778.33	54.53%	$255,296.78	65.57%	$203,307.18	56.62%		19.57%
May Total	**$1,350,912.94**	**72.41%**	**$1,454,410.75**	**71.79%**	**$1,433,181.09**	**67.71%**	**$1,590,118.89**	**69.13%**	**$1,772,744.18**	**72.53%**	**$1,920,226.07**	**73.69%**	**$0.00**	**16.62%**
Payroll and Benefits	$1,159,091.91	73.37%	$1,192,409.39	73.51%	$1,266,060.96	68.68%	$1,288,718.16	70.30%	$1,328,667.38	71.20%	$1,403,191.42	73.80%		16.13%
Accounts Payable	$191,821.03	68.08%	$262,001.36	63.60%	$167,120.13	62.99%	$301,400.73	63.40%	$444,076.80	79.95%	$517,034.65	73.10%		19.57%
June Total	**$1,500,316.16**	**81.09%**	**$1,478,554.44**	**80.11%**	**$1,786,307.10**	**76.64%**	**$1,905,598.30**	**78.65%**	**$1,913,859.70**	**81.93%**	**$1,934,814.67**	**83.18%**	**$0.00**	**16.62%**
Payroll and Benefits	$1,147,558.00	81.49%	$1,188,929.32	81.61%	$1,281,344.42	76.40%	$1,310,032.08	78.19%	$1,363,166.89	79.10%	$1,410,864.62	81.97%		16.13%
Accounts Payable	$352,758.16	79.26%	$289,625.12	72.98%	$504,962.68	77.84%	$595,566.22	80.91%	$550,692.81	97.79%	$523,950.05	89.81%		19.57%
July Total	**$1,340,066.51**	**88.84%**	**$1,318,578.29**	**87.53%**	**$1,917,135.16**	**86.23%**	**$1,522,654.33**	**86.27%**	**$1,670,132.49**	**90.14%**	**$1,664,126.84**	**91.34%**	**$0.00**	**16.62%**
Payroll and Benefits	$1,119,731.82	89.41%	$1,163,519.86	89.54%	$1,259,810.39	83.99%	$1,306,272.91	86.06%	$1,366,690.15	87.01%	$1,397,327.62	90.07%		16.13%
Accounts Payable	$220,334.69	86.24%	$155,058.43	78.00%	$657,324.77	97.17%	$216,381.42	87.28%	$303,442.34	107.62%	$266,799.22	98.31%		19.57%
August Total	**$1,326,233.19**	**96.51%**	**$1,916,892.73**	**98.32%**	**$2,304,800.20**	**97.75%**	**$2,255,212.34**	**97.54%**	**$1,643,692.26**	**98.22%**	**$1,763,664.53**	**99.98%**	**$0.00**	**16.62%**
Payroll and Benefits	$1,188,034.58	97.82%	$1,215,792.69	97.82%	$1,253,854.19	91.54%	$1,327,324.79	94.06%	$1,335,378.74	94.75%	$1,398,339.51	98.17%		16.13%
Accounts Payable	$138,198.61	90.62%	$701,100.04	100.71%	$1,050,946.01	128.09%	$927,887.55	114.57%	$308,313.52	117.61%	$365,325.02	109.96%		19.57%
Total Expended	**$16,686,299.67**	**96.51%**	**$17,466,641.20**	**98.32%**	**$19,550,459.06**	**97.75%**	**$19,508,677.30**	**97.54%**	**$19,987,800.27**	**98.22%**	**$20,396,977.88**	**99.98%**	**$3,480,085.81**	**16.62%**
Total Budgeted	**$17,290,444.00**		**$17,764,736.00**		**$19,999,791.00**		**$19,999,791.00**		**$20,350,895.00**		**$20,400,895.00**		**$20,938,519.00**	
Payroll and Benefits	$14,135,441.00		$14,677,899.00		$16,599,826.53		$16,599,826.53		$17,263,819.59		$17,263,819.59		$17,954,372.37	
Accounts Payable	$3,155,003.00		$3,086,837.00		$3,399,964.47		$3,399,964.47		$3,087,075.41		$3,137,075.41		$2,984,146.63	
Over/Under	(604,144.33)	**3.49%**	(298,094.80)	**1.68%**	(449,331.94)	**2.25%**	(491,113.70)	**2.46%**	(363,094.73)	**1.78%**	(3,917.12)	**0.02%**	(17,458,433.19)	**83.38%**

2018-19 School Year

01	General Fund	Budgeted/Beginning	September	October	November	December	January	February	March	April	May	June	July	August	Year to Date	Balance	% Spent/Rec
	SPED Expenditures	1,009,565.00	159,779.28	211,385.66											371,164.94	638,400.06	36.76%
	Non-SPED Expenditures	19,928,954.00	1,522,235.70	1,586,685.17	0.00	0.00	0.00	0.00	0.00	0.00	0.00	0.00	0.00	0.00	3,108,920.87	16,820,033.13	15.60%
	Total Expenditures	20,938,519.00	1,682,014.98	1,798,070.83	0.00	0.00	0.00	0.00	0.00	0.00	0.00	0.00	0.00	0.00	3,480,085.81	17,458,433.19	16.62%
	Total Receipts	20,938,519.00	4,203,426.68	681,958.11	0.00	0.00	0.00	0.00	0.00	0.00	0.00	0.00	0.00	0.00	4,885,384.79	16,053,134.21	23.33%
	Monthly Inter-Fund Loan	0.00	0.00	0.00	0.00	0.00	0.00	0.00	0.00	0.00	0.00	0.00	0.00	0.00			
	Cash Balance	**2,638,959.78**	**5,160,371.48**	**4,044,258.76**	**4,044,258.76**	**4,044,258.76**	**4,044,258.76**	**4,044,258.76**	**4,044,258.76**	**4,044,258.76**	**4,044,258.76**	**4,044,258.76**	**4,044,258.76**	**4,044,258.76**			

02	Depreciation Fund	Budgeted/Beginning	September	October	November	December	January	February	March	April	May	June	July	August	Year to Date	Balance	% Spent/Rec
	Expenditures	850,000.00	5,365.59	14,727.38											20,092.97	829,907.03	2.36%
	Receipts	384,272.00	80.40	95.25											175.65	384,096.35	0.05%
	Loan to General Fund	0.00	0.00	0.00	0.00	0.00	0.00	0.00	0.00	0.00	0.00	0.00	0.00	0.00	Outstanding		
	Loan Repayment from GF	0.00	0.00	0.00	0.00	0.00	0.00	0.00	0.00	0.00	0.00	0.00	0.00	0.00	0.00		
	Cash Balance	**299,956.98**	**294,671.79**	**280,039.66**	**280,039.66**	**280,039.66**	**280,039.66**	**280,039.66**	**280,039.66**	**280,039.66**	**280,039.66**	**280,039.66**	**280,039.66**	**280,039.66**			

03	Employee Benefit	Budgeted/Beginning	September	October	November	December	January	February	March	April	May	June	July	August	Year to Date	Balance	% Spent/Rec
	Expenditures	145,560.00	14,700.88	8,966.68											23,667.56	121,892.44	16.26%
	Receipts	88,100.46	26,193.85	5,694.85											31,888.70	56,211.76	36.20%
	Cash Balance	**57,459.54**	**68,952.51**	**65,680.68**	**65,680.68**	**65,680.68**	**65,680.68**	**65,680.68**	**65,680.68**	**65,680.68**	**65,680.68**	**65,680.68**	**65,680.68**	**65,680.68**			

09	QCPUF	Budgeted/Beginning	September	October	November	December	January	February	March	April	May	June	July	August	Year to Date	Balance	% Spent/Rec
	Expenditures	3,650,000.00	0.00	0.00											0.00	3,650,000.00	0.00%
	Receipts	706,000.00	139,258.75	12,979.26											152,238.01	553,761.99	21.56%
	Cash Balance	**3,239,501.42**	**3,378,760.17**	**3,391,739.43**	**3,391,739.43**	**3,391,739.43**	**3,391,739.43**	**3,391,739.43**	**3,391,739.43**	**3,391,739.43**	**3,391,739.43**	**3,391,739.43**	**3,391,739.43**	**3,391,739.43**			

05	Activities	Budgeted/Beginning	September	October	November	December	January	February	March	April	May	June	July	August	Year to Date	Balance	% Spent/Rec
	Expenditures	500,000.00	66,152.98	39,513.63											105,666.61	394,333.39	21.13%
	Receipts	141,832.35	30,292.05	43,886.57											74,178.62	67,653.73	52.30%
	Cash Balance	**358,167.65**	**322,306.72**	**326,679.66**	**326,679.66**	**326,679.66**	**326,679.66**	**326,679.66**	**326,679.66**	**326,679.66**	**326,679.66**	**326,679.66**	**326,679.66**	**326,679.66**			

06	School Lunch	Budgeted/Beginning	September	October	November	December	January	February	March	April	May	June	July	August	Year to Date	Balance	% Spent/Rec
	Expenditures	1,160,000.00	100,472.40	108,654.09											209,126.49	950,873.51	18.03%
	Receipts	1,006,315.36	95,006.52	130,138.60											225,145.12	781,170.24	22.37%
	Cash Balance	**153,684.64**	**148,218.76**	**169,703.27**	**169,703.27**	**169,703.27**	**169,703.27**	**169,703.27**	**169,703.27**	**169,703.27**	**169,703.27**	**169,703.27**	**169,703.27**	**169,703.27**			

07	Bond	Budgeted/Beginning	September	October	November	December	January	February	March	April	May	June	July	August	Year to Date	Balance	% Spent/Rec
	Expenditures	575,000.00	0.00	0.00											0.00	575,000.00	0.00%
	Receipts	500,000.00	137,002.68	10,035.50											147,038.18	352,961.82	29.41%
	Cash Balance	**606,597.96**	**743,600.64**	**753,636.14**	**753,636.14**	**753,636.14**	**753,636.14**	**753,636.14**	**753,636.14**	**753,636.14**	**753,636.14**	**753,636.14**	**753,636.14**	**753,636.14**			

08	Special Building	Budgeted/Beginning	September	October	November	December	January	February	March	April	May	June	July	August	Year to Date	Balance	% Spent/Rec
	Expenditures	1,075,000.00	35,674.42	511.72											36,186.14	1,038,813.86	3.37%
	Receipts	500,000.00	108,500.04	7,901.84											116,401.88	383,598.12	23.28%
	Loan Balance to Gen. Fund	0.00	0.00	0.00	0.00	0.00	0.00	0.00	0.00	0.00	0.00	0.00	0.00	0.00	Outstanding		
	Loan Repayment from GF	0.00	0.00	0.00	0.00	0.00	0.00	0.00	0.00	0.00	0.00	0.00	0.00	0.00	0.00		
	Cash Balance	**67,862.54**	**140,688.16**	**148,078.28**	**148,078.28**	**148,078.28**	**148,078.28**	**148,078.28**	**148,078.28**	**148,078.28**	**148,078.28**	**148,078.28**	**148,078.28**	**148,078.28**			

12	Student Fees	Budgeted/Beginning	September	October	November	December	January	February	March	April	May	June	July	August	Year to Date	Balance	% Spent/Rec
	Expenditures	50,000.00	308.56	1,910.75											2,219.31	47,780.69	4.44%
	Receipts	36,000.00	6,539.10	4,450.85											10,989.95	25,010.05	30.53%
	Cash Balance	**59,806.61**	**66,037.15**	**68,577.25**	**68,577.25**	**68,577.25**	**68,577.25**	**68,577.25**	**68,577.25**	**68,577.25**	**68,577.25**	**68,577.25**	**68,577.25**	**68,577.25**			

10	Cooperative Fund	Budgeted/Beginning	September	October	November	December	January	February	March	April	May	June	July	August	Year to Date	Balance	% Spent/Rec
	Expenditures	150,000.00	3,864.66	3,907.02											7,771.68	142,228.32	5.18%
	Receipts	75,000.00	0.00	3,695.99											3,695.99	71,304.01	4.93%
	Cash Balance	**7,219.60**	**3,354.94**	**3,143.91**	**3,143.91**	**3,143.91**	**3,143.91**	**3,143.91**	**3,143.91**	**3,143.91**	**3,143.91**	**3,143.91**	**3,143.91**	**3,143.91**			

	Cash Balance	Budgeted/Beginning	September	October	November	December	January	February	March	April	May	June	July	August	Year to Date	Balance	% Spent/Rec
	Cash Balance	**7,489,216.72**	**10,326,962.32**	**9,251,537.04**	**9,251,537.04**	**9,251,537.04**	**9,251,537.04**	**9,251,537.04**	**9,251,537.04**	**9,251,537.04**	**9,251,537.04**	**9,251,537.04**	**9,251,537.04**	**9,251,537.04**			

2017-18 School Year

01 General Fund	Budgeted/Beginning	September	October	November	December	January	February	March	April	May	June	July	August	Year to Date	Balance	% Spent/Rec
SPED Expenditures	1,009,565.00	156,492.05	218,162.37	248,137.88	230,655.95	235,850.34	215,902.61	239,021.20	260,466.13	238,035.85	228,713.34	216,441.28	147,591.11	2,635,470.11	(1,625,905.11)	261.05%
Non-SPED Expenditures	19,391,330.00	1,386,716.37	1,551,219.88	1,443,283.25	1,357,173.36	1,397,666.18	1,433,720.79	1,404,394.91	1,335,282.50	1,682,190.22	1,706,101.33	1,447,685.56	1,616,073.42	17,761,507.77	1,629,822.23	91.60%
Total Expenditures	20,400,895.00	1,543,208.42	1,769,382.25	1,691,421.13	1,587,829.31	1,633,516.52	1,649,623.40	1,643,416.11	1,595,748.63	1,920,226.07	1,934,814.67	1,664,126.84	1,763,664.53	20,396,977.88	3,917.12	99.98%
Total Receipts	20,046,234.00	4,269,068.23	812,931.69	404,661.44	683,867.94	2,829,527.97	968,000.97	1,614,261.92	1,882,637.98	5,392,764.13	594,899.27	73,390.13	1,434,937.34	20,960,949.01	(914,715.01)	104.56%
Monthly Inter-Fund Loan	0.00	0.00	0.00	0.00	0.00	0.00	0.00	0.00	0.00	0.00	0.00	0.00	0.00			
Cash Balance	**2,074,988.65**	**4,800,848.46**	**3,844,397.90**	**2,557,638.21**	**1,653,676.84**	**2,849,688.29**	**2,168,065.86**	**2,138,911.67**	**2,425,801.02**	**5,898,339.08**	**4,558,423.68**	**2,967,686.97**	**2,638,959.78**			

02 Depreciation Fund	Budgeted/Beginning	September	October	November	December	January	February	March	April	May	June	July	August	Year to Date	Balance	% Spent/Rec
Expenditures	850,000.00	4,800.00	0.00	0.00	14,140.15	62,250.00	0.00	4,800.00	54,604.55	(1,216.60)	5,100.00	5,894.00	210,465.93	360,838.03	489,161.97	42.45%
Receipts	157,467.00	161.30	174.31	238.95	189.11	279.59	233.40	171.18	189.49	287.27	169.15	183.59	256.75	2,534.09	154,932.91	1.61%
Loan to General Fund	0.00	0.00	0.00	0.00	0.00	0.00	0.00	0.00	0.00	0.00	0.00	0.00	0.00	Outstanding		
Loan Repayment from GF	0.00	0.00	0.00	0.00	0.00	0.00	0.00	0.00	0.00	0.00	0.00	0.00	0.00	0.00		
Cash Balance	**658,260.92**	**653,622.22**	**653,796.53**	**654,035.48**	**640,084.44**	**578,114.03**	**578,347.43**	**573,718.61**	**519,303.55**	**520,807.42**	**515,876.57**	**510,166.16**	**299,956.98**			

03 Employee Benefit	Budgeted/Beginning	September	October	November	December	January	February	March	April	May	June	July	August	Year to Date	Balance	% Spent/Rec
Expenditures	145,560.00	8,998.02	4,544.47	4,177.99	5,637.12	11,896.36	9,884.67	9,119.29	12,077.19	7,913.26	2,729.52	4,599.96	7,268.83	88,846.68	56,713.32	61.04%
Receipts	85,641.00	25,469.17	5,470.17	5,478.55	5,470.17	5,470.22	5,488.57	5,470.22	5,470.11	5,488.10	5,470.11	5,470.22	5,488.62	85,704.23	(63.23)	100.07%
Cash Balance	**60,601.99**	**77,073.14**	**77,998.84**	**79,299.40**	**79,132.45**	**72,706.31**	**68,310.21**	**64,661.14**	**58,054.06**	**55,628.90**	**58,369.49**	**59,239.75**	**57,459.54**			

04 QCPUF	Budgeted/Beginning	September	October	November	December	January	February	March	April	May	June	July	August	Year to Date	Balance	% Spent/Rec
Expenditures	3,150,000.00	0.00	0.00	0.00	119,710.00	0.00	0.00	0.00	15,000.00		119,210.00	0.00	0.00	253,920.00	2,896,080.00	8.06%
Receipts	712,719.00	112,403.66	9,913.45	114,198.79	8,673.62	55,008.93	11,161.52	31,085.77	43,681.12	280,967.49	25,891.86	2,817.73	27,992.69	723,796.63	(11,077.63)	101.55%
Cash Balance	**2,769,624.79**	**2,882,028.45**	**2,891,941.90**	**3,006,140.69**	**2,895,104.31**	**2,950,113.24**	**2,961,274.76**	**2,992,360.53**	**3,021,041.65**	**3,302,009.14**	**3,208,691.00**	**3,211,508.73**	**3,239,501.42**			

05 Activities	Budgeted/Beginning	September	October	November	December	January	February	March	April	May	June	July	August	Year to Date	Balance	% Spent/Rec
Expenditures	500,000.00	23,566.44	75,942.55	38,474.19	33,610.85	21,666.86	68,329.65	15,969.80	70,054.01	43,962.54	23,291.13	16,930.10	46,850.76	478,648.88	21,351.12	95.73%
Receipts	509,000.00	48,842.10	41,422.14	26,714.73	68,264.88	44,055.66	27,950.26	37,150.80	49,650.39	45,654.74	20,419.41	11,416.75	61,918.82	483,460.68	25,539.32	94.98%
Cash Balance	**353,355.85**	**378,631.51**	**344,111.10**	**332,351.64**	**367,005.67**	**389,394.47**	**349,015.08**	**370,196.08**	**349,792.46**	**351,484.66**	**348,612.94**	**343,099.59**	**358,167.65**			

06 School Lunch	Budgeted/Beginning	September	October	November	December	January	February	March	April	May	June	July	August	Year to Date	Balance	% Spent/Rec
Expenditures	1,095,000.00	118,197.35	107,040.04	124,008.58	93,523.45	94,459.44	99,656.52	106,022.69	96,200.40	96,543.28	58,666.05	41,774.05	48,824.64	1,084,916.49	10,083.51	99.08%
Receipts	1,033,000.00	90,040.36	123,694.88	131,577.96	117,236.52	93,053.31	108,348.81	122,828.67	115,021.70	111,250.20	53,052.35	15,232.81	28,106.26	1,109,443.83	(76,443.83)	107.40%
Cash Balance	**129,157.30**	**101,000.31**	**117,655.15**	**125,224.53**	**148,937.60**	**147,531.47**	**156,223.76**	**173,029.74**	**191,851.04**	**206,557.96**	**200,944.26**	**174,403.02**	**153,684.64**			

07 Bond	Budgeted/Beginning	September	October	November	December	January	February	March	April	May	June	July	August	Year to Date	Balance	% Spent/Rec
Expenditures	575,000.00	0.00	0.00	0.00	392,252.50	0.00	0.00	0.00	0.00		61,185.00	0.00	0.00	453,437.50	121,562.50	78.86%
Receipts	501,092.00	101,012.24	16,266.75	5,819.44	7,532.25	45,968.75	13,599.38	31,875.67	41,655.93	167,356.51	8,864.99	485.66	24,794.95	465,232.52	35,859.48	92.84%
Cash Balance	**594,802.94**	**695,815.18**	**712,081.93**	**717,901.37**	**333,181.12**	**379,149.87**	**392,749.25**	**424,624.92**	**466,280.85**	**633,637.36**	**581,317.35**	**581,803.01**	**606,597.96**			

08 Special Building	Budgeted/Beginning	September	October	November	December	January	February	March	April	May	June	July	August	Year to Date	Balance	% Spent/Rec
Expenditures	1,250,000.00	14,760.99	198,633.25	198,238.86	60,722.94	0.00	20,929.02	235,684.62	64,072.44	77,281.69	70,372.64	75,926.78	148,239.70	1,164,862.93	85,137.07	93.19%
Receipts	400,587.00	165,811.14	57,669.19	3,110.62	37,105.50	43,691.56	8,655.96	23,925.30	60,063.86	132,655.99	147,109.30	507.14	19,700.60	700,006.16	(299,419.16)	174.75%
Loan Balance to Gen. Fund	0.00	0.00	0.00	0.00	0.00	0.00	0.00	0.00	0.00	0.00	0.00	0.00	0.00	Outstanding		
Loan Repayment from GF	0.00	0.00	0.00	0.00	0.00	0.00	0.00	0.00	0.00	0.00	0.00	0.00	0.00	0.00		
Cash Balance	**532,719.31**	**683,769.46**	**542,805.40**	**347,677.16**	**324,059.72**	**367,751.28**	**355,478.22**	**143,718.90**	**139,710.32**	**195,084.62**	**271,821.28**	**196,401.64**	**67,862.54**			

09 Student Fees	Budgeted/Beginning	September	October	November	December	January	February	March	April	May	June	July	August	Year to Date	Balance	% Spent/Rec
Expenditures	50,000.00	0.00	1,095.00	4,307.16	1,779.00	268.00	376.49	835.00	442.54	3,191.04	3,366.80	1,319.00	506.00	17,486.03	32,513.97	34.97%
Receipts	36,000.00	5,302.00	4,188.00	834.00	877.00	891.00	724.00	1,794.30	3,853.99	5,917.00	50.00	0.00	7,396.75	31,828.04	4,171.96	88.41%
Cash Balance	**45,464.60**	**50,766.60**	**53,859.60**	**50,386.44**	**49,484.44**	**50,107.44**	**50,454.95**	**51,414.25**	**54,825.70**	**57,551.66**	**54,234.86**	**52,915.86**	**59,806.61**			

00 Cooperative Fund	Budgeted/Beginning	September	October	November	December	January	February	March	April	May	June	July	August	Year to Date	Balance	% Spent/Rec
Expenditures	150,000.00	3,846.57	8,551.96	3,917.27	3,874.25	3,902.52	11,805.72	11,872.33	11,828.26	11,828.94	13,984.94	12,638.17	12,762.00	110,812.93	39,187.07	73.88%
Receipts	75,000.00	0.00	12,000.00	0.00	0.00	2,281.00	11,918.91	0.00	6,838.24	5,218.47	25,000.00	11,446.78	1,228.85	75,932.25	(932.25)	101.24%
Cash Balance	**42,100.28**	**38,253.71**	**41,701.75**	**37,784.48**	**33,910.23**	**32,288.71**	**32,401.90**	**20,529.57**	**15,539.55**	**8,929.08**	**19,944.14**	**18,752.75**	**7,219.60**			

Cash Balance	Budgeted/Beginning	September	October	November	December	January	February	March	April	May	June	July	August	Year to Date	Balance	% Spent/Rec
Cash Balance	**7,261,076.63**	**10,361,809.04**	**9,280,350.10**	**7,908,439.40**	**6,524,576.82**	**7,816,845.11**	**7,112,321.42**	**6,953,165.41**	**7,242,200.20**	**11,230,029.88**	**9,818,235.57**	**8,115,977.48**	**7,489,216.72**			

SCHUYLER COMMUNITY SCHOOLS
Treasurer's Report
Fiscal Year 2019

GENERAL FUND	Oct-18	YTD 2018-19
Beginning Cash Balance	**5,083,852.13**	**2,562,440.43**
Receipts:		
Colfax county Local District Tax	130,819.10	3,717,582.03
Butler county Local District Tax	191,406.95	474,488.87
Interest	2,749.67	4,241.50
License Fees		300.00
Rent of Facility		0.00
Curriculum Receipts		0.00
Other Local Receipts		0.00
ESU Receipts		0.00
State Aid	327,782.00	655,564.00
Special Education		0.00
SPED Transportation		0.00
State Apportionment		0.00
Distant Ed Incentive		0.00
Six Pence		0.00
Other State Receipts		0.00
High Ability Learner	13,702.00	13,702.00
Title 1 Part A		4,008.00
Title I part B		0.00
Title I, SIG		0.00
Title II, Part A - Staff		0.00
SPED IDEA Base		0.00
SPED Preschool		0.00
SPED IDEA, Part B Enroll		0.00
SPED Ed IDEA CEIS		0.00
SPED non public		0.00
Medicaid in the Public Schools - MIPS		0.00
NASB MEDICAID Reimbursements		0.00
Carl Perkins Fund		0.00
E-Rate Reimbursement	15,411.60	15,411.60
Migrant		0.00
Title III		0.00
Title III Immigrant		0.00
21st Century Grant		0.00
EducationQuest Grant		0.00
Buffett Foundation		0.00
Scott Foundation Grant - Child Well Being		0.00
Insurance Adjustments		0.00
Sale of Property		0.00
Other Non Revenue		0.00
Transfers in		0.00
Total Receipts	**681,871.32**	**4,885,298.00**
Non-program Receipts		
Non-program Receipts		0.00
Lunch & Coop Fund Reimbursements	28,418.21	54,358.14
Subtotal	**28,418.21**	**54,358.14**
Transfers from CD		
Transfers IN/OUT Money Market Accounts	1,000,000.00	2,500,000.00
Total Receipts & Transfers	**1,710,289.53**	**7,439,656.14**
General Fund Cash	**6,794,141.66**	**10,002,096.57**
General Fund Disbursements	-1,826,489.04	-3,534,443.95

Transfers In/Out Money Market Accounts	-1,000,000.00	-2,500,000.00
Prior Period Adjustment (Voided Checks)		0.00
Total Disbursements	**-2,826,489.04**	**-6,034,443.95**
Ending Book Balance	**3,967,652.62**	**3,967,652.62**
INVESTMENT ACCOUNTS BALANCES:		
GENERAL FUND CD's (BALANCE CARRIED FC	**76,519.35**	**76,519.35**
CD Cashed out		**0.00**
Interest on CD	**86.79**	**86.79**
Total CD BALANCE	**76,606.14**	**76,606.14**
TOTAL GENERAL FUND CASH BALANCE	**4,044,258.76**	**4,044,258.76**
SPECIAL BUILDING FUND		
Beginning Cash Balance	**140,688.16**	**67,862.54**
Colfax County Tax Collection	2,510.64	102,987.12
Butler County Tax Collection	5,358.93	13,366.37
School Project Support Donations		0.00
Sale of Property		0.00
Interest	32.27	48.39
REC building Project		0.00
Sale of Property		0.00
Non-revenue receipts	0.00	0.00
Total before non-program receipts	**7,901.84**	**116,401.88**
Non-program Receipts/transfers	90,000.00	90,000.00
Total Monthly Receipts	**97,901.84**	**206,401.88**
Cashed CD's	**0.00**	0.00
Total Building Fund Cash	**238,590.00**	**274,264.42**
Disbursements & Transfers:		
Total Expenditures	(511.72)	-36186.14
Non-program Expenditures	(90000.00)	-90000.00
Total Disbursements	**(90,511.72)**	**-126186.14**
Ending Balance	**148,078.28**	**148,078.28**
Special Building Fund Investment Accounts		
CD's Beginning Balance (58367, 800012316, 800012316)		**0.00**
CD's Purchased		0.00
CD's Purchased with Bond Dollars		0.00
Interest on CD		
Total Special Building Fund Investments		**0.00**
Total Special Building Fund	**148,078.28**	**148,078.28**
BOND FUND ACCOUNT		
Beginning Balance Pinnacle Bank	**743,600.64**	**606,597.96**
New Bond K-3 2007 tax collections	9,935.97	146,887.68
Interest	99.53	150.50
		0.00
Total	**10,035.50**	**147,038.18**
Bond Payment		0.00
Expenditures		**0.00**
Balance 2007 bonds	**753,636.14**	**753,636.14**
Beginning Balance - County Treasurer		**0.00**
Old Bond - WW 1993 - Held by Colfax Co Treasurer		0.00
Transfers		0.00

Total Old Bond Balance		**0.00**
Beatrice Bank Holding funds		**0.00**
Total Bond Fund Balance	**753,636.14**	**753,636.14**
DEPRECIATION FUND SAVINGS		
Beginning Balance Checking accounts	**208,751.66**	**214,036.85**
Receipts		0.00
Interest on Money Market Account	95.25	175.65
Non-program receipts	50,000.00	
Total	**258,846.91**	**214,212.50**
Disbursements	-14,727.38	-20,092.97
Transfers		
Non-program disbursements	-50,000.00	
Ending Balance Cash account/Money Market Ac	**194,119.53**	**194,119.53**
DEPRECIATION FUND INVESTMENTS:		
Beginning Balance (800011254, 800012522, 583	**85,920.13**	**85,920.13**
CD's		**0.00**
Interest		**0.00**
Ending Balance Investments	**85,920.13**	**85,920.13**
Total Depreciation Funds	**280,039.66**	**280,039.66**
QUALIFIED CAPITAL PURPOSE BONDS		
Beginning balance	**3,378,760.09**	**3,239,501.34**
PINNACLE BANK (initial deposit+interest)		
Colfax County Tax Collections	5,409.30	132,396.22
Butler County Tax Collections	6,773.90	16,895.66
Interest & Transfers	796.06	2,946.13
US Treasury Receipts		0.00
Total Monthly Receipts	**12,979.26**	152,238.01
Transfers		0.00
Payments/Transfer of interest	**0.00**	0.00
Disbursements		
Fund Balance	**3,391,739.35**	**3,391,739.35**
EMPLOYEE BENEFITS FUND		
Beginning Balance	**55,584.65**	**44,091.68**
Deposits	5,694.85	31,888.70
Total Revenue	**61,279.50**	**75,980.38**
Disbursements & Transfers:	-8,966.68	-23,667.56
Ending Balance	**52,312.82**	**52,312.82**
EMPLOYEE BENEFITS FUND INVESTMENTS:		
Beginning Balance (800010018; 55375)	**13,367.86**	**13,367.86**
SCS CD's		0.00
Ending Balance	**13,367.86**	**13,367.86**
Total Employee Benefits Funds Investments	13,367.86	13,367.86
Total Employee Benefits Funds	**65,680.68**	**65,680.68**
SCS STUDENT FEES		
Beginning Balance	**66,037.15**	**59,806.61**
Receipts	4,450.85	10,989.95
Total	**70,488.00**	**70,796.56**

Disbursements	-1,910.75	-2,219.31
Ending Balance	**68,577.25**	**68,577.25**

SCS ACTIVITY FUND		
Beginning Balance	**322,306.72**	**358,167.65**
Receipts	43,886.57	74,178.62
Total	**366,193.29**	**432,346.27**
Disbursements	-39,513.63	-105,666.61
Ending Balance	**326,679.66**	**326,679.66**

Lunch Fund		
Beginning Balance Checking accounts	**148,218.76**	**153,684.64**
Receipts	130,106.52	225,083.08
Interest	32.08	62.04
non-program receipts		0.00
Total Cash	**278,357.36**	**378,829.76**
Disbursements	-108,654.09	-209,126.49
non-program expenses		0.00
Total Expenditures	-108,654.09	-209,126.49
Total Lunch Funds	**169,703.27**	**169,703.27**

SCS COOPERATIVE FUND		
Beginning Balance	**3,354.94**	**7,219.60**
Receipts	3,695.99	3,695.99
Total	**7,050.93**	**10,915.59**
Disbursements	-3,907.02	-7,771.68
Ending Balance	**3,143.91**	**3,143.91**

Submitted By:

Charles P. Misek, Treasurer

SCHUYLER COMMUNITY SCHOOLS

Revenue Summary Report

FY 2019

For the Month of OCTOBER 2018

Account	BUDGET 2018-19	Oct-18	2018-19 YTD TOTALS	Percent Collected
Tax Collections	13,958,334.00	322,226.05	4,192,070.90	30.03%
Tuition Rec'd Other Districts	-		-	0.00%
Interest earned on Local Receipts	1,000.00	2,836.46	4,328.29	432.83%
CD Interest	17,500.00		-	0.00%
License Fee	3,500.00		300.00	-
Community Service Activities	3,000.00		-	-
Grants from Corp & other private			-	-
Other Local Receipts	19,118.00		-	0.00%
ESU Receipts	2,000.00		-	0.00%
State Aid	3,277,820.00	327,782.00	655,564.00	20.00%
Sp Ed Programs	558,000.00		-	0.00%
Sp Ed Transportation	4,000.00		-	0.00%
State Apportionment	261,975.00		-	0.00%
Other State/Distance Learning Education			-	
High Ability Learner	6,500.00	13,702.00	13,702.00	210.80%
Six Pence	135,000.00		-	0.00%
Other State	5,000.00		-	0.00%
Title I, Part A	200,000.00		4,008.00	0.00%
Title I, part B	400,000.00		-	0.00%
Title I - School Improvement Grant	886,985.00		-	0.00%
Title IIA	40,000.00		-	0.00%
Title IIA, ESU7 Consortium	-		-	0.00%
IDEA, to age 5	82,576.00		-	0.00%
Sp Ed - Base	250,000.00		-	0.00%
Sp Ed-Part B Funds Enrollment	47,595.00		-	0.00%
Sp Ed - CEIS	45,000.00		-	0.00%
Sp Ed - Non public			-	0.00%
Medicaid in Public schools	10,000.00		-	0.00%
NASB NEBMAC MEDICAID	40,000.00		-	0.00%
Carl Perkins	5,000.00		-	0.00%
E-Rate Reimbursement	57,000.00	15,411.60	15,411.60	27.04%
Migrant	-		-	
Title III	80,000.00		-	0.00%
Title III Immigrant	5,000.00		-	0.00%
21st Century Grant	272,109.00		-	0.00%
Save the Children Buffett Foundation			-	
Education Quest	-		-	0.00%
Scott Grant - Child Well Being			-	
Debt Services			-	0.00%
Insurance Adjustments	-		-	0.00%
Sale of Property	-		-	0.00%
Other Non Revenue Receipts			-	0.00%
Total Program Receipts	**20,674,012.00**	**681,958.11**	**4,885,384.79**	23.63%
Non Program Receipts				
Non Program Receipts	-			
Lunch, Coop Payroll or Reimb	-	28,418.21		
	-			
Total Receipts	**20,674,012.00**	**710,376.32**	**4,885,384.79**	
Total Budgeted Beginning Cash	2,839,507.00			

Total Resources Available	**23,513,519.00**			
Audit adjustments				
OTHER FUND RECEIPTS				
Depreciation Fund Receipts	384,272.00	95.25	175.65	0.05%
Employee Benefits Fund Receipts	88,100.46	5,694.85	31,888.70	36.20%
Qualified Capital Purpose Fund	706,000.00	12,979.26	152,238.01	21.56%
Activities Fund Receipts	141,832.35	43,886.57	74,178.62	52.30%
Lunch Fund Receipts	1,006,315.36	130,138.60	225,145.12	22.37%
Bond Fund	50,000.00	10,035.50	147,038.18	294.08%
Special Bldg Fund	50,000.00	7,901.84	116,401.88	232.80%
Cooperative Fund	75,000.00	3,695.99	3,695.99	4.93%
Student Fee Receipts	36,000.00	4,450.85	10,989.95	30.53%
TOTAL OTHER FUND RECEIPTS	**2,537,520.17**	**218,878.71**	**761,752.10**	
Beginning Balances	4,850,256.94			
TOTAL SCS FUND RECEIPTS	***30,901,296.11***	**929,255.03**	**5,647,136.89**	
Transfer				
General Fund	-	1,000,000.00	2,500,000.00	
Depreciation Fund		50,000.00	50,000.00	
Employee Benefits			-	
Qualified Capital Purpose Fund			-	
Activity Fund			-	
Lunch Fund			-	
Bond Fund			-	
Special Building Fund		90,000.00	90,000.00	
Cooperative Fund				
Student Fees Fund			-	
TOTAL TRANSFERS		**1,140,000.00**	**2,640,000.00**	
TOTAL SCS RECEIPTS WITH TRANSFERS		**2,069,255.03**	**8,287,136.89**	

SCHUYLER COMMUNITY SCHOOLS
EXPENDITURE SUMMARY
FISCAL YEAR 2019
Monthly Expenditures

Account	2018-19 Budget	Oct-18	YTD 2018-19	Percent 2018-19
Regular Instructional Programs	11,992,000.00	938,471.87	1,861,150.94	15.52%
Special Education Instructional Programs	1,048,005.00	162,152.32	314,833.94	30.04%
Summer School	42,000.00	-	346.63	0.83%
Support Services-Pupils	950,000.00	42,400.71	98,046.68	10.32%
OT/PT/Speech/Vision	50,000.00	45,195.65	52,198.01	104.40%
Support Services-Staff	652,415.00	98,441.42	176,762.69	27.09%
General Administration	500,000.00	45,149.87	75,179.97	22.07%
Office Of The Principal	850,000.00	95,148.56	187,636.09	32.62%
Support Services-Business	150,800.00	14,557.22	49,184.88	32.62%
Furniture and Equipment	36,400.00	-	6,308.40	17.33%
Support Services-Maintenance & Operation	1,638,256.00	196,699.43	362,548.79	22.13%
Support Services-Pupil Transportation	75,320.00	19,732.60	30,955.36	41.10%
Community Services	40,000.00	5,270.09	11,151.32	27.88%
State Categorical Programs	385,400.00	17,022.32	42,974.83	11.15%
Federal Programs	2,195,423.00	117,828.77	210,807.28	9.60%
Debt Service	232,500.00		-	0.00%
Transfers	100,000.00		-	0.00%
Total Program Expenditures	**20,938,519.00**	**1,798,070.83**	**3,480,085.81**	**16.62%**
Non Prog. Expenditures - Misc			-	
Non Prog. Expenditures - Lunch & Coop		28,418.21	54,358.14	
Total Expenditures	**20,938,519.00**	**1,826,489.04**	**3,534,443.95**	
Budgeted Cash Reserve	2,575,000.00			
Total Requirements	**23,513,519.00**	**1,826,489.04**	**3,534,443.95**	
OTHER FUND DISBURSEMENTS				
Depreciation Fund Disbursements	850,000.00	14,727.38	20,092.97	2.36%
Employee Benefits Fund Disbursements	145,560.00	8,966.68	23,667.56	16.26%
Qualified Capital Purpose Fund	3,650,000.00	-	-	0.00%
Activities Fund Disbursements	500,000.00	39,513.63	105,666.61	21.13%
Lunch Fund Disbursements	1,160,000.00	108,628.39	209,100.79	18.03%
Bond Fund	575,000.00	-	-	0.00%
Special Bldg Fund Disbursements	1,075,000.00	511.72	36,186.14	3.37%
Cooperative	150,000.00	3,670.27	7,534.93	5.02%
Student Fee Disbursements	50,000.00	1,910.75	2,219.31	4.44%
	8,155,560.00	177,928.82	404,468.31	4.96%
Other fund Cash Reserves	500,000.00			
TOTAL DISTRICT'S DISBURSEMENTS	**32,169,079.00**	**2,004,417.86**	**3,938,912.26**	
Transfer funds				
General Fund		1,000,000.00	2,500,000.00	
Depreciation Fund		50,000.00	50,000.00	
Employee Benefits			-	
Qualified Capital Purpose Fund			-	
Activity Fund			-	
Lunch Fund Transfers			-	
Bond Fund			-	
Special Building Fund		90,000.00	90,000.00	
Cooperative Fund			-	
Student Fees Fund			-	
Transfer funds		**1,140,000.00**	**2,640,000.00**	
TOTAL DISTRICT EXPENDITURES		**3,144,417.86**	**6,578,912.26**	

SCHUYLER COMMUNITY SCHOOLS
LUNCH PROGRAM
BUDGET TO ACTUAL
FISCAL YEAR 2019

Receipts:	Budget 2018-2019	October 2018	YTD Actual 2018-2019	% of Budget
Sale of Meals	165000.00	23069.44	40977.42	24.83%
Interest	20.00	32.08	62.04	310.20%
State Reimbursement	5000.00		0.00	0.00%
Federal Reimbursement	836295.36	107037.08	184105.66	22.01%
Other Non-Revenue Income	0.00		0.00	
Transfer	0.00		0.00	
Non-program receipts	0.00		0.00	0.00%
Total Receipts	**1006315.36**	**130138.60**	**225145.12**	**22.37%**
Beginning Cash	153684.64			
Transfer between accts				
Total Receipts & Beg. Cash	**1160000.00**			
Expenditures				
Regular Salaries	375000.00	26783.98	50775.79	13.54%
Substitute Salaries	10000.00	961.50	1869.60	18.70%
Employee Benefits	150000.00	14511.59	28568.36	19.05%
Contracted Services	1000.00		0.00	0.00%
Gas & Van Service	1000.00	132.36	262.36	26.24%
Food	590000.00	62445.45	116738.19	19.79%
Supplies & Materials	23000.00	2499.11	6463.63	28.10%
Equipment	5000.00	1151.36	1356.83	0.00%
Equipment Repair	3000.00		2756.30	
Miscellaneous	2000.00	143.04	309.73	15.49%
Non-program Expenditures	0.00		0.00	0.00%
Total Expenditures	**1160000.00**	**108628.39**	**209100.79**	**18.03%**
Necessary Cash Reserves	**0.00**			
TOTAL REQUIREMENTS	**1160000.00**			
Transfers back between accts				
Revenue over Expenses		**21,510.21**	**16,044.33**	

PEKNY & ASSOCIATES, CPA'S, PC

2458 18th Avenue
Columbus, NE 68601
402-564-7138
FAX 402-564-7139

200 E. 12th Street
Schuyler, NE 68661
402-352-8898
FAX 402-352-8741

INDEPENDENT ACCOUNTANT'S REPORT ON APPLYING AGREED-UPON PROCEDURES

To the Specified Users of the Report:

Nebraska Department of Education
P.O. Box 94987
Lincoln, NE 68509-4987

Schuyler Community Schools
District No. 123, Colfax County
Schuyler, NE 68661

We have performed the procedures enumerated below, which were agreed to by Schuyler Community Schools and the Nebraska Department of Education, solely to test Schuyler Community School's adherence to the Nebraska Department of Education's student membership and attendance reporting for the fiscal year ended August 31, 2018. Schuyler Community School's management is responsible for the Schuyler Community School's adherence to the Nebraska Department of Education's student membership and attendance reporting for the fiscal year ended August 31, 2018. The sufficiency of these procedures is solely the responsibility of those parties specified in this report. Consequently, we make no representation regarding the sufficiency of the procedures described below either for the purpose for which this report has been requested or for any other purpose.

The procedures and associated findings are as follows:

1. Documentation of policies and procedures
   a. **Procedures** – Review and document the District's policies and procedures for collecting student membership and attendance data.
   b. **Findings** – Reviewed and documented the District's written policies and procedures for collecting student census data. No exceptions were noted.

2. Compliance with policies and procedures
   a. **Procedures** – Determine if the District is following its policies and procedures and are in compliance with the Nebraska Department of Education, Rule 2.
   b. **Findings** – No exceptions were noted when determining that the District is following its policies and procedures which are in compliance with the Nebraska Department of Education, Rule 2.

3. Daily attendance
   a. **Procedures** – Inspect the District's daily attendance records and recalculate the membership and attendance data to ensure compliance with the Nebraska Department of Education, Rule 2.
   b. **Findings** – Attendance records that were sampled and inspected indicate that attendance was collected at least daily and calculated to the nearest tenth of a day in compliance with the Nebraska Department of Education, Rule 2. No exceptions were found for the dates chosen.

4. Maintenance of cumulative attendance and membership records
   a. **Procedures** – Inspect the District's cumulative attendance and membership records for each student and determine the records contain the date of enrollment, number of days or partial days in attendance and absent during each school year enrolled, and date of withdrawal or graduation.
   b. **Findings** – The District maintains a cumulative attendance and membership record for each student. The cumulative attendance and membership records contain the date of enrollment, number of days or partial days in attendance and absent during each school year enrolled, and the date of withdrawal or graduation. No exceptions were found.

5. Sampling of student records
   a. **Procedures** – Trace a sampling of students from records to their enrollment file to verify the student was documented as enrolled.
   b. **Findings** - Sampled students from the District's attendance records for the year ended August 31, 2018 were traced to their student enrollment files to verify that the student was documented as an enrolled student of the District for the dates claimed in the attendance record. No exceptions were noted for students sampled.

6. Documentation of attendance reporting
   a. **Procedures** – Reconcile and trace the totals reported to the Nebraska Department of Education on the District's quarterly Student Attendance reports to the District's census recordkeeping system for all four quarters included in the fiscal year ended August 31, 2018.
   b. **Findings** – The totals reported by the District using the District's Individual Summary Report, the Class Summary Report, and the Quarterly Student Summary Attendance Report were traced and reconciled from the District's census recordkeeping system for all four quarters included in the fiscal year ended August 31, 2018. No exceptions were noted.

This agreed-upon procedures engagement was conducted in accordance with attestation standards established by the American Institute of Certified Public Accountants. We were not engaged to and did not conduct an examination or review, the objective of which would be the expression of an opinion or conclusion, respectively, on Leigh Community School's adherence to the Nebraska Department of Education's student membership and attendance reporting for the fiscal year ended August 31, 2018. Accordingly, we do not express such an opinion or conclusion. Had we performed additional procedures, other matters might have come to our attention that would have been reported to you.

This report is intended solely for the information and use of Schuyler Community Schools and the Nebraska Department of Education and is not intended to be and should not be used by anyone other than those specified parties.

Pekny & Associates, CPA's, PC

Pekny & Associates, CPA's, PC
November 5, 2018

SCHUYLER COMMUNITY SCHOOLS
DISTRICT NO. 123, COLFAX COUNTY
SCHUYLER, NEBRASKA

ANNUAL FINANCIAL REPORT
OF NEBRASKA SCHOOL DISTRICTS

AUGUST 31, 2018

PEKNY & ASSOCIATES, CPA'S, PC

2458 18th Avenue
Columbus, NE 68601
402-564-7138
FAX 402-564-7139

200 E. 12th Street
Schuyler, NE 68661
402-352-8898
FAX 402-352-8741

To the Board of Education
Schuyler Community Schools
District No. 123, Colfax County
Schuyler, NE 68661

Management is responsible for the accompanying Annual Financial Report of Nebraska School Districts – modified cash basis of Schuyler Community Schools, District No. 123, Schuyler, Nebraska for the year ended August 31, 2018, included in in the accompanying prescribed form in accordance with the modified cash basis of accounting. We have performed a compilation engagement in accordance with Statements on Standards for Accounting and Review Services promulgated by the Accounting and Review Services Committee of the AICPA. We did not audit or review the Annual Financial Report of Nebraska School Districts – modified cash basis included in the accompanying prescribed form nor were we required to perform any procedures to verify the accuracy or completeness of the information provided by management. Accordingly, we do not express an opinion, a conclusion, nor provide any form of assurance on the information included in the accompanying prescribed form.

The prescribed Annual Financial Report of Nebraska School Districts – modified cash basis of Schuyler Community Schools, District No. 123, Schuyler, Nebraska is prepared in accordance with the modified cash basis of accounting, which is a basis of accounting other than accounting principles generally accepted in the United States of America.

Management has elected to omit substantially all the disclosures ordinarily included in prescribed form prepared in accordance with the modified cash basis of accounting. If the omitted disclosures were included in the prescribed form, they might influence the user's conclusion about the District's fund balances, receipts, and disbursements. Accordingly, the prescribed form is not designed for those who are not informed about such matters.

The information included in the accompanying prescribed form are presented in accordance with the requirements of the Nebraska Department of Education, and are not intended to be a presentation in accordance with accounting principles generally accepted in the United States of America.

This report is intended solely for the information and use of Schuyler Community Schools, District No. 123, Schuyler, Nebraska and the Nebraska Department of Education, and is not intended to be and should not be used by anyone other than these specified parties.

Pekny & Associates, CPA's, PC

Pekny & Associates, CPA's, PC
Schuyler, NE
November 1, 2018

GENERAL FUND RECEIPTS

NDE 03-036
Due Date 11/1/2018

County-District Number: 19-0123-000

1000 LOCAL RECEIPTS		01-1-X1XXX-000		
1110	Local Property Taxes		1110	12,876,677.24
1111	Local Property Taxes - Learning Community Common Levy		1111	
1115	Carline Tax		1115	37,436.22
1120	Public Power District Sales Tax		1120	
1125	Motor Vehicle Taxes		1125	525,131.45
1210	Tuition Received from Other Districts (Regular Education)		1210	
1215	Tuition Received from Educational Entities (Distance Education)		1215	
1220	Tuition Received from Individuals (Regular Education)		1220	
1230	Tuition Received from Other Districts (Special Education)		1230	
1235	Tuition Received from Other Districts (Pre-School Special Education)		1235	
1240	Tuition Received from Individuals (Special Education)		1240	
1250	Summer School Tuition and Fees (All Sources)		1250	
1260	Adult Education Tuition and Fees (All Sources)		1260	
1270	Preschool Tuition and Fees (All Sources)		1270	
1310	Transportation Received from Other Districts (Regular Education)		1310	
1320	Transportation Received from Individuals (Regular Education)		1320	
1325	Transportation Received from Individuals (Early Childhood)		1325	
1330	Transportation Received from Other Districts (Special Education)		1330	
1410	Interest		1410	34,828.53
1610	Local License Fees		1610	4,135.00
1620	Police Court Fines		1620	
1810	Community Service Activities		1810	
1910	Rental of School Equipment and Facilities		1910	
1920	Contributions and Donations		1920	
1925	Categorical Grants from Corporations & Other Private Interests		1925	2,590.00
1950	Postsecondary Receipts		1950	
1990	Other Local Receipts		1990	
1995	Presidential Declared Disaster		1995	
1000	***Total Local Receipts (Add 1110 through 1995)***		***1000***	**13,480,798.44**
2000 COUNTY AND ESU RECEIPTS		01-1-X2XXX-000		
2110	County Fines and License Fees		2110	124,331.08
2130	Other County Receipts		2130	
2210	Educational Service Unit Receipts		2210	1,425.00
2000	***Total County and ESU Receipts (Add 2110 through 2210)***		***2000***	**125,756.08**

GENERAL FUND RECEIPTS

NDE 03-036
Due Date 11/1/2018

County-District Number: 19-0123-000

3000 STATE RECEIPTS	01-1-X3XXX-000		
3110	State Aid	3110	2,740,194.00
3120	Special Education Programs (School Age)	3120	815,152.00
3125	Special Education Transportation (School Age)	3125	1,543.00
3130	Homestead Exemption	3130	122,400.27
3131	Property Tax Credit	3131	350,164.88
3132	Personal Property Tax Credit	3132	501,457.66
3133	Nameplate Capacity Tax	3133	
3134	Personal Property Tax Credit - Railroads & Public Service	3134	6,755.44
3135	Payments for High Ability Learners	3135	10,730.00
3155	Textbook Loan	3155	
3160	Payments Received for Wards of the State/Court (Regular Education)	3160	
3161	Payments Received for Wards of the State/Court (Special Education)	3161	
3165	Flex Funding: Birth to Age 5 Support Services (State)	3165	
3166	Flex Funding: School Age Support Services (State)	3166	
3175	Adult Basic Education	3175	
3180	Pro-Rate Motor Vehicle	3180	30,241.82
3200	State Apportionment	3200	269,190.07
3300	In-Lieu-Of School Land Tax	3300	
3500	State Categorical Programs	3500	
3512	Distance Education Incentive Payments	3512	
3540	State Early Childhood	3540	
3541	Early Childhood Endowment Grants	3541	348,805.56
3551	Career Education	3551	
3570	Teacher Evaluation Development Grants	3570	
3575	Nebraska Innovation Grant Program	3575	
3590	Extended Learning Opportunity Grants	3590	
3990	Other State Receipts	3990	2,538.60
3995	Presidential Declared Disaster	3995	
3000	***Total State Receipts (Add 3110 through 3995)***	***3000***	**5,199,173.30**

4000 FEDERAL RECEIPTS	01-1-X4XXX-000		
4200	Title I, Part A ESEA/ESSA Improving Basic Programs by LEA	4200	637,795.00
4210	Title I Accountability ESEA/ESSA Improving Basic Programs Accountability	4210	12,146.00
4215	Title I, Part 1003G School Improvement Grants (SIG)	4215	966,276.08
4230	Title I, Part D, Subpart 2 ESEA/ESSA Prevention & Intervention Programs for Neglected/Delinquent/At-Risk	4230	
4310	Title II, Part A ESEA/ESSA Supporting Effective Instruction	4310	30,015.00
4315	Title II, Part B NCLB Math & Science Partnerships	4315	
4330	Title VI, Part B, REAP (Rural Low Income Schools Grants - from NDE)	4330	
4404	IDEA Part B (611) Base Allocation	4404	92,631.00
4405	IDEA Part B Supplemental Payments	4405	
4406	IDEA Preschool (619) Base/IDEA Enrollment/Poverty (619) Allocation	4406	4,314.00
4410	IDEA Enrollment/Poverty	4410	234,568.00
4411	IDEA Part B Early Intervening Services	4411	117,267.00
4412	IDEA Part B Proportionate Share	4412	3,816.00
4414	IDEA Part C	4414	
4415	IDEA Special Projects	4415	
4417	IDEA Part B Transition Projects	4417	
4450	Medicaid In Public Schools	4450	3,000.80
4455	Medicaid Administrative Activities (MAAPS)	4455	8,499.81
4500	Title 8 (Impact Aid)	4500	
4600	Johnson-O'Malley	4600	

GENERAL FUND RECEIPTS

NDE 03-036
Due Date 11/1/2018

County-District Number: 19-0123-000

4620	Flood Control	4620	
4640	Forest Reserve	4640	
4690	Other Federal Non-Categorical Receipts	4690	
4700	Federal Vocational & Applied Technology Education (Carl Perkins)	4700	1,704.33
4850	Universal Service Fund (E-Rate)	4850	57,053.85
4910	Indian Education	4910	
4915	Title I, Part C ESEA/ESSA Education of Migratory Children	4915	277.89
4925	Title III Part A ESEA/ESSA English Language Acquisition/Lang Enhancement/Academic Achiev	4925	133,938.00
4926	Title III ESEA/ESSA Immigrant Education	4926	9,807.00
4940	Head Start	4940	
4945	Child and Adult Care Food Program	4945	
4968	Title IV, Part B ESEA/ESSA 21st Century Community Learning Centers	4968	255,104.75
4980	Adult Basic Education	4980	
4990	Other Federal Categorical Receipts	4990	750.00
4992	REAP (Small Rural School Achievement Grants from U.S. Dept. of Ed)	4992	
4995	Presidential Declared Disaster	4995	
4000	***Total Federal Receipts (Add 4200 through 4995)***	***4000***	**2,568,964.51**

5000 NON-REVENUE RECEIPTS 01-1-XXXXX-000

5150	Tax Anticipation Notes	5150	
5200	Long Term Loans	5200	
5300	Insurance Adjustments	5300	13,441.80
5400	Sale of Property	5400	
5500	Transfers From Other Funds	5500	
5610	Cash Balance from Merged/Dissolved School Districts	5610	
5650	Cash Balance from Nonresident High School Tuition Funds	5650	
5690	Other Non-Revenue Receipts	5690	335.79
5000	***Total Non-Revenue Receipts (Add 5150 through 5690)***	***5000***	**13,777.59**
10000	***GRAND TOTAL OF ALL RECEIPTS*** *(Add 1000, 2000, 3000, 4000, and 5000)*	***10000***	**21,388,469.92**

GENERAL FUND DISBURSEMENTS

NDE 03-036
Due Date 11/1/2018

County-District Number: 19-0123-000

1100	**REGULAR INSTRUCTIONAL PROGRAMS**	01-2-01100-XXX		
110	Salary - Teachers		110	4,590,110.58
120	Salary - Substitutes		120	217,171.20
130	Salary - Stipends		130	
140	Salary - Clerical and Paraprofessional Staff		140	195,307.66
161	Salary - Classroom Management		161	
200	Employee Benefits		200	2,100,118.41
221	Increased Retirement Contribution Rate		221	119,196.97
284	Early Retirement or Termination		284	
285	Voluntary Terminations		285	67,173.00
300	Purchased Services		300	251,531.43
364	Tuition Paid to Other Districts		364	
382	Distance Education & Telecommunications		382	
400	Supplies and Materials		400	598,515.95
420	Textbooks		420	27,294.48
425	E-Books		425	760.00
500	Capital Outlay		500	
600	Other Expenses		600	68,366.66
955	Presidential Declared Disaster		955	
1100	***Total Regular Instructional Programs (Add 110 through 955)***		***1100***	**8,235,546.34**
1115	**CAREER ACADEMY PROGRAMS (RULE 47)**	01-2-01115-XXX		
110	Salary - Teachers		110	
120	Salary - Substitutes		120	
130	Salary - Stipends		130	
140	Salary - Clerical and Paraprofessional Staff		140	
161	Salary - Classroom Management		161	
200	Employee Benefits		200	
221	Increased Retirement Contribution Rate		221	
284	Early Retirement or Termination		284	
285	Voluntary Terminations		285	
300	Purchased Services		300	
364	Tuition Paid to Other Districts		364	
382	Distance Education & Telecommunications		382	
400	Supplies and Materials		400	
420	Textbooks		420	
425	E-Books		425	
500	Capital Outlay		500	
600	Other Expenses		600	
955	Presidential Declared Disaster		955	
1115	***Total Career Academy Programs (Rule 47) (Add 110 through 955)***		***1115***	**0.00**
1125	**REGULAR INSTRUCTIONAL PROGRAMS SCHOOL AGE (FLEX-SPENDING)**	01-2-01125-XXX		
110	Salary - Teachers		110	75,201.61
120	Salary - Substitutes		120	
130	Salary - Stipends		130	
140	Salary - Clerical and Paraprofessional Staff		140	
161	Salary - Classroom Management		161	
200	Employee Benefits		200	20,983.28
221	Increased Retirement Contribution Rate		221	1,902.44
284	Early Retirement or Termination		284	
285	Voluntary Terminations		285	
300	Purchased Services		300	8,500.00
364	Tuition Paid to Other Districts		364	
382	Distance Education & Telecommunications		382	
400	Supplies and Materials		400	
420	Textbooks		420	
425	E-Books		425	
500	Capital Outlay		500	
600	Other Expenses		600	
955	Presidential Declared Disaster		955	
1125	***Total Regular Instructional Programs School Age (Flex-Spending) (Add 110 through 955)***		***1125***	**106,587.33**
1150	**LIMITED ENGLISH PROFICIENCY PROGRAMS**	01-2-01150-XXX		
110	Salary - Teachers		110	469,932.92
120	Salary - Substitutes		120	
130	Salary - Stipends		130	
140	Salary - Clerical and Paraprofessional Staff		140	98,092.47
161	Salary - Classroom Management		161	22,508.83
200	Employee Benefits		200	261,301.06
221	Increased Retirement Contribution Rate		221	15,210.36
284	Early Retirement or Termination		284	
285	Voluntary Terminations		285	
300	Purchased Services		300	
364	Tuition Paid to Other Districts		364	
382	Distance Education & Telecommunications		382	
400	Supplies and Materials		400	269.85
420	Textbooks		420	959.77
425	E-Books		425	
500	Capital Outlay		500	
600	Other Expenses		600	
955	Presidential Declared Disaster		955	
1150	***Total Limited English Proficiency Programs (Add 110 through 955)***		***1150***	**868,275.26**

GENERAL FUND DISBURSEMENTS

County-District Number: 19-0123-000

1160	**POVERTY PROGRAMS**	01-2-01160-XXX		
110	Salary - Teachers		110	907,068.62
120	Salary - Substitutes		120	
130	Salary - Stipends		130	
140	Salary - Clerical and Paraprofessional Staff		140	126,874.76
161	Salary - Classroom Management		161	52,861.30
200	Employee Benefits		200	337,441.90
221	Increased Retirement Contribution Rate		221	27,535.79
284	Early Retirement or Termination		284	
285	Voluntary Terminations		285	
300	Purchased Services		300	
364	Tuition Paid to Other Districts		364	
382	Distance Education & Telecommunications		382	
400	Supplies and Materials		400	
420	Textbooks		420	
425	E-Books		425	
500	Capital Outlay		500	
600	Other Expenses		600	401.58
955	Presidential Declared Disaster		955	
1160	***Total Poverty Programs***		***1160***	**1,452,183.95**
	(Add 110 through 955)			
1190	**EARLY CHILDHOOD EDUCATIONAL PROGRAMS**	01-2-01190-XXX		
110	Salary - Teachers		110	252,385.76
120	Salary - Substitutes		120	1,680.00
130	Salary - Stipends		130	
140	Salary - Clerical and Paraprofessional Staff		140	53,300.83
161	Salary - Classroom Management		161	
200	Employee Benefits		200	143,181.16
221	Increased Retirement Contribution Rate		221	7,041.87
284	Early Retirement or Termination		284	
285	Voluntary Terminations		285	
300	Purchased Services		300	51,649.12
332	Mileage to Parents (Early Childhood only)		332	
382	Distance Education & Telecommunications		382	
400	Supplies and Materials		400	12,844.82
420	Textbooks		420	
425	E-Books		425	
500	Capital Outlay		500	
600	Other Expenses		600	2,406.75
955	Presidential Declared Disaster		955	
1190	***Total Early Childhood Educational Programs***		***1190***	**524,490.33**
	(Add 110 through 955)			
1195	**REGULAR INSTRUCTIONAL PROGRAMS BELOW AGE FIVE (FLEX-SPENDING)**	01-2-01195-XXX		
110	Salary - Teachers		110	
120	Salary - Substitutes		120	
130	Salary - Stipends		130	
140	Salary - Clerical and Paraprofessional Staff		140	
161	Salary - Classroom Management		161	
200	Employee Benefits		200	
221	Increased Retirement Contribution Rate		221	
284	Early Retirement or Termination		284	
285	Voluntary Terminations		285	
300	Purchased Services		300	
364	Tuition Paid to Other Districts		364	
382	Distance Education & Telecommunications		382	
400	Supplies and Materials		400	
420	Textbooks		420	
425	E-Books		425	
500	Capital Outlay		500	
600	Other Expenses		600	
955	Presidential Declared Disaster		955	
1195	***Total Regular Instructional Programs Below Age Five (Flex-Spending)***		***1195***	**0.00**
	(Add 110 through 955)			
1200	**SPECIAL EDUCATION INSTRUCTIONAL PROGRAMS**	01-2-01200-XXX		
110	Salary - Teachers		110	773,177.83
120	Salary - Substitutes		120	217.64
130	Salary - Stipends		130	
140	Salary - Clerical and Paraprofessional Staff		140	432,613.59
161	Salary - Classroom Management		161	
200	Employee Benefits		200	402,822.85
221	Increased Retirement Contribution Rate		221	30,429.34
284	Early Retirement or Termination		284	
285	Voluntary Terminations		285	
300	Purchased Services		300	416,864.54
360	Tuition Paid to Other Districts (Special Education)		360	
370	Tuition Paid to Other Agencies (Special Education)		370	
382	Distance Education & Telecommunications		382	
400	Supplies and Materials		400	13,339.02
420	Textbooks		420	827.68
425	E-Books		425	
500	Capital Outlay		500	
600	Other Expenses		600	11,673.81
955	Presidential Declared Disaster		955	
1200	***Total Special Education Instructional Programs***		***1200***	**2,081,966.30**
	(Add 110 through 955)			

GENERAL FUND DISBURSEMENTS

County-District Number: 19-0123-000

1280	**SPECIAL EDUCATION INSTRUCTIONAL PROGRAMS - UNIFIED SPORTS**	01-2-01280-XXX		
110	Salary - Teachers		110	
120	Salary - Substitutes		120	
130	Salary - Stipends		130	
140	Salary - Clerical and Paraprofessional Staff		140	
161	Salary - Classroom Management		161	
200	Employee Benefits		200	
221	Increased Retirement Contribution Rate		221	
284	Early Retirement or Termination		284	
285	Voluntary Terminations		285	
300	Purchased Services		300	
360	Tuition Paid to Other Districts (Special Education)		360	
370	Tuition Paid to Other Agencies (Special Education)		370	
382	Distance Education & Telecommunications		382	
400	Supplies and Materials		400	
420	Textbooks		420	
425	E-Books		425	
500	Capital Outlay		500	
600	Other Expenses		600	
955	Presidential Declared Disaster		955	
1280	***Total Special Education Instructional Programs - Unified Sports (Add 110 through 955)***		***1280***	0.00
1291	**SPECIAL EDUCATION INSTRUCTIONAL PROGRAMS - AGES 3-5**	01-2-01291-XXX		
110	Salary - Teachers		110	22,031.27
120	Salary - Substitutes		120	
130	Salary - Stipends		130	
140	Salary - Clerical and Paraprofessional Staff		140	57,705.47
161	Salary - Classroom Management		161	
200	Employee Benefits		200	17,244.42
221	Increased Retirement Contribution Rate		221	1,532.34
284	Early Retirement or Termination		284	
285	Voluntary Terminations		285	
300	Purchased Services		300	13,454.09
360	Tuition Paid to Other Districts (Special Education)		360	
370	Tuition Paid to Other Agencies (Special Education)		370	
382	Distance Education & Telecommunications		382	
400	Supplies and Materials		400	358.66
420	Textbooks		420	
425	E-Books		425	
500	Capital Outlay		500	
600	Other Expenses		600	70.00
955	Presidential Declared Disaster		955	
1291	***Total Special Education Instructional Programs - Ages 3-5 (Add 110 through 955)***		***1291***	112,396.25
1292	**SPECIAL EDUCATION INSTRUCTIONAL PROGRAMS - AGES 0-2**	01-2-01292-XXX		
110	Salary - Teachers		110	13,593.73
120	Salary - Substitutes		120	
130	Salary - Stipends		130	
140	Salary - Clerical and Paraprofessional Staff		140	
161	Salary - Classroom Management		161	
200	Employee Benefits		200	4,877.40
221	Increased Retirement Contribution Rate		221	343.84
284	Early Retirement or Termination		284	
285	Voluntary Terminations		285	
300	Purchased Services		300	7,637.57
360	Tuition Paid to Other Districts (Special Education)		360	
370	Tuition Paid to Other Agencies (Special Education)		370	
382	Distance Education & Telecommunications		382	
400	Supplies and Materials		400	160.60
420	Textbooks		420	
425	E-Books		425	
500	Capital Outlay		500	
600	Other Expenses		600	
955	Presidential Declared Disaster		955	
1292	***Total Special Education Instructional Programs - Ages 0-2 (Add 110 through 955)***		***1292***	26,613.14
2100	**SUPPORT SERVICES - PUPILS**	01-2-02100-XXX		
110	Salary - Professional Staff		110	327,740.50
130	Salary - Stipends		130	
140	Salary - Clerical and Paraprofessional Staff		140	87,494.06
143	Salary - Technical Staff		143	
200	Employee Benefits		200	145,317.07
221	Increased Retirement Contribution Rate		221	9,622.31
284	Early Retirement or Termination		284	
285	Voluntary Terminations		285	
300	Purchased Services		300	32,801.00
382	Distance Education & Telecommunications		382	
400	Supplies and Materials		400	4,662.47
425	E-Books		425	
500	Capital Outlay		500	
600	Other Expenses		600	6,709.90
955	Presidential Declared Disaster		955	
2100	***Total Support Services - Pupils (Add 110 through 955)***		***2100***	614,347.31

GENERAL FUND DISBURSEMENTS

NDE 03-036
Due Date 11/1/2018

County-District Number: 19-0123-000

2150	**SAFETY & SECURITY**	01-2-02150-XXX		
110	Salary - Professional Staff		110	
130	Salary - Stipends		130	
140	Salary - Clerical and Paraprofessional Staff		140	
143	Salary - Technical Staff		143	
200	Employee Benefits		200	
221	Increased Retirement Contribution Rate		221	
284	Early Retirement or Termination		284	
285	Voluntary Terminations		285	
300	Purchased Services		300	4,016.40
382	Distance Education & Telecommunications		382	
400	Supplies and Materials		400	
500	Capital Outlay		500	
600	Other Expenses		600	
955	Presidential Declared Disaster		955	
2150	***Total Safety & Security (Add 110 through 955)***		***2150***	4,016.40
2200	**SUPPORT SERVICES - STAFF**	01-2-02200-XXX		
110	Salary - Professional Staff		110	263,384.04
130	Salary - Stipends		130	
140	Salary - Clerical and Paraprofessional Staff		140	114,794.09
200	Employee Benefits		200	133,925.83
221	Increased Retirement Contribution Rate		221	9,575.40
281	Retirement Incentive Plan		281	
282	Staff Development Assistance		282	
284	Early Retirement or Termination		284	
285	Voluntary Terminations		285	
300	Purchased Services		300	21,207.30
382	Distance Education & Telecommunications		382	6,311.10
400	Supplies and Materials		400	17,951.73
500	Capital Outlay		500	
600	Other Expenses		600	2,522.85
955	Presidential Declared Disaster		955	
2200	***Total Support Services - Staff (Add 110 through 955)***		***2200***	569,672.34
99500	**Total Staff Development Disbursements**	01-2-99500-000		397,084.72
2213	**SCHOOL IMPROVEMENT**	01-2-02213-XXX		
110	Salary - Professional Staff		110	28,219.45
130	Salary - Stipends		130	
140	Salary - Clerical and Paraprofessional Staff		140	
200	Employee Benefits		200	4,223.13
221	Increased Retirement Contribution Rate		221	720.24
284	Early Retirement or Termination		284	
285	Voluntary Terminations		285	
300	Purchased Services		300	7,500.00
382	Distance Education & Telecommunications		382	
400	Supplies and Materials		400	314.20
500	Capital Outlay		500	
600	Other Expenses		600	3,580.73
955	Presidential Declared Disaster		955	
2213	***Total School Improvement (Add 110 through 955)***		***2213***	44,557.75
2214	**IMPLEMENTATION OF STANDARDS**	01-2-02214-XXX		
110	Salary - Professional Staff		110	7,702.75
130	Salary - Stipends		130	
140	Salary - Clerical and Paraprofessional Staff		140	
200	Employee Benefits		200	1,110.20
221	Increased Retirement Contribution Rate		221	180.87
284	Early Retirement or Termination		284	
285	Voluntary Terminations		285	
300	Purchased Services		300	
382	Distance Education & Telecommunications		382	
400	Supplies and Materials		400	19,750.00
500	Capital Outlay		500	
600	Other Expenses		600	
955	Presidential Declared Disaster		955	
2214	***Total Implementation of Standards (Add 110 through 955)***		***2214***	28,743.82

GENERAL FUND DISBURSEMENTS

NDE 03-036
Due Date 11/1/2018

County-District Number: 19-0123-000

2310	**BOARD OF EDUCATION**	01-2-02310-XXX		
110	Salary - Professional Staff		110	
130	Salary - Stipends		130	
140	Salary - Clerical Staff		140	
200	Employee Benefits		200	
221	Increased Retirement Contribution Rate		221	
284	Early Retirement or Termination		284	
285	Voluntary Terminations		285	
300	Purchased Services		300	3,337.86
314	Lobbyist Fees and Expenses		314	
315	Accounting and Auditing Services		315	16,800.00
341	Liability Insurance		341	21,275.00
342	Fidelity Bond Premiums		342	
382	Distance Education & Telecommunications		382	
400	Supplies and Materials		400	2,846.72
500	Capital Outlay		500	
600	Other Expenses		600	10,548.10
955	Presidential Declared Disaster		955	
2310	***Total Board of Education (Add 110 through 955)***		***2310***	**54,807.68**
2320	**EXECUTIVE ADMINISTRATION SERVICES**	01-2-02320-XXX		
105	Salary - Superintendent		105	167,333.34
110	Salary - Other Professional Staff		110	
130	Salary - Stipends		130	
140	Salary - Clerical Staff		140	124,822.41
200	Employee Benefits		200	102,817.46
221	Increased Retirement Contribution Rate		221	7,385.03
284	Early Retirement or Termination		284	
285	Voluntary Terminations		285	
300	Purchased Services		300	
314	Lobbyist Fees and Expenses		314	
382	Distance Education & Telecommunications		382	
400	Supplies and Materials		400	1,363.09
500	Capital Outlay		500	
600	Other Expenses		600	16,850.70
955	Presidential Declared Disaster		955	
2320	***Total Executive Administration Services (Add 110 through 955)***		***2320***	**420,572.03**
2330	**DISTRICT LEGAL SERVICES**	01-2-02330-XXX		
110	Salary - Other Professional Staff		110	
115	Salary - Legal Staff Salary		115	
130	Salary - Stipends		130	
140	Salary - Clerical Staff		140	
200	Employee Benefits		200	
221	Increased Retirement Contribution Rate		221	
284	Early Retirement or Termination		284	
285	Voluntary Terminations		285	
300	Purchased Services		300	
317	Contracted Legal Services		317	4,210.00
382	Distance Education & Telecommunications		382	
400	Supplies and Materials		400	
500	Capital Outlay		500	
600	Other Expenses		600	
955	Presidential Declared Disaster		955	
2330	***Total District Legal Services (Add 110 through 955)***		***2330***	**4,210.00**
2400	**OFFICE OF THE PRINCIPAL**	01-2-02400-XXX		
110	Salary - Professional Staff		110	537,209.76
130	Salary - Stipends		130	
140	Salary - Clerical Staff		140	151,033.73
200	Employee Benefits		200	250,327.54
221	Increased Retirement Contribution Rate		221	17,374.22
284	Early Retirement or Termination		284	
285	Voluntary Terminations		285	
300	Purchased Services		300	
382	Distance Education & Telecommunications		382	
400	Supplies and Materials		400	3,793.27
500	Capital Outlay		500	
600	Other Expenses		600	12,487.08
955	Presidential Declared Disaster		955	
2400	***Total Office of the Principal (Add 110 through 955)***		***2400***	**972,226.60**

GENERAL FUND DISBURSEMENTS

NDE 03-036
Due Date 11/1/2018

County-District Number: 19-0123-000

2510	**GENERAL ADMINISTRATION - BUSINESS SERVICES**	01-2-02510-XXX		
110	Salary - Professional Staff		110	
130	Salary - Stipends		130	
140	Salary - Clerical Staff		140	
200	Employee Benefits		200	
221	Increased Retirement Contribution Rate		221	
284	Early Retirement or Termination		284	
285	Voluntary Terminations		285	
300	Purchased Services		300	55,992.57
314	Lobbyist Fees and Expenses		314	
382	Distance Education & Telecommunications		382	45,309.49
400	Supplies and Materials		400	4,929.06
500	Capital Outlay		500	
600	Other Expenses		600	5,502.29
955	Presidential Declared Disaster		955	
2510	***Total General Administration - Business Services***		***2510***	**111,733.41**
	(Add 110 through 955)			
2520	**VEHICLE ACQUISITION AND MAINTENANCE OTHER THAN PUPIL TRANSPORTATION VEHICLES**	01-2-02520-XXX		
110	Salary - Professional Staff		110	
140	Salary - Clerical Staff		140	
200	Employee Benefits		200	
221	Increased Retirement Contribution Rate		221	
284	Early Retirement or Termination		284	
285	Voluntary Terminations		285	
300	Purchased Services		300	19,674.77
382	Distance Education & Telecommunications		382	
400	Supplies and Materials		400	
500	Capital Outlay		500	
600	Other Expenses		600	50.00
955	Presidential Declared Disaster		955	
2520	***Total Vehicle Acquisition and Maintenance***		***2520***	**19,724.77**
	(Add 110 through 955)			
2600	**SUPPORT SERVICES - MAINTENANCE AND OPERATION OF BUILDING(S) AND SITE(S)**	01-2-02600-XXX		
110	Salary - Professional Staff		110	646,845.58
140	Salary - Clerical and Custodial Staff		140	24,529.03
200	Employee Benefits		200	309,392.63
221	Increased Retirement Contribution Rate		221	16,428.42
284	Early Retirement or Termination		284	
285	Voluntary Terminations		285	
300	Purchased Services		300	556,084.21
382	Distance Education & Telecommunications		382	
400	Supplies and Materials		400	176,283.51
500	Capital Outlay		500	8,862.19
600	Other Expenses		600	72.00
955	Presidential Declared Disaster		955	
2600	***Total Maintenance and Operation of Building(s) and Site(s)***		***2600***	**1,738,497.57**
	(Add 110 through 955)			
2750	**REGULAR PUPIL TRANSPORTATION**	01-2-02750-XXX		
110	Salary - Professional Staff		110	38,701.23
140	Salary - Clerical Staff and Drivers		140	
200	Employee Benefits		200	5,802.60
221	Increased Retirement Contribution Rate		221	978.90
284	Early Retirement or Termination		284	
285	Voluntary Terminations		285	
300	Purchased Services		300	
332	Mileage to Parents (K-12 only)		332	21,622.92
333	Transportation Paid to Other Districts		333	
382	Distance Education & Telecommunications		382	
400	Supplies and Materials		400	
500	Capital Outlay		500	
600	Other Expenses		600	
955	Presidential Declared Disaster		955	
2750	***Total Regular Pupil Transportation***		***2750***	**67,105.65**
	(Add 110 through 955)			
2755	**REGULAR PUPIL TRANSPORTATION - OPEN ENROLLMENT OPTION STUDENT IN LEARNING COMMUNITY**	01-2-02755-XXX		
110	Salary - Professional Staff		110	
140	Salary - Clerical Staff and Drivers		140	
200	Employee Benefits		200	
221	Increased Retirement Contribution Rate		221	
284	Early Retirement or Termination		284	
285	Voluntary Terminations		285	
300	Purchased Services		300	
333	Transportation Paid to Other Districts		333	
382	Distance Education & Telecommunications		382	
400	Supplies and Materials		400	
500	Capital Outlay		500	
600	Other Expenses		600	
955	Presidential Declared Disaster		955	
2755	***Total Regular Pupil Transportation - Open Enrollment Option Student in Learning Community***		***2755***	**0.00**
	(Add 110 through 955)			

GENERAL FUND DISBURSEMENTS

County-District Number: 19-0123-000

2760	**SCHOOL AGE SPECIAL EDUCATION PUPIL TRANSPORTATION**	01-2-02760-XXX		
110	Salary - Professional Staff		110	
140	Salary - Clerical Staff and Drivers		140	
200	Employee Benefits		200	
221	Increased Retirement Contribution Rate		221	
284	Early Retirement or Termination		284	
285	Voluntary Terminations		285	
300	Purchased Services		300	5,812.33
333	Transportation Paid to Other Districts		333	
382	Distance Education & Telecommunications		382	
400	Supplies and Materials		400	
500	Capital Outlay		500	
600	Other Expenses		600	
955	Presidential Declared Disaster		955	
2760	***Total School Age Special Education Pupil Transportation (Add 110 through 955)***		***2760***	5,812.33
2765	**BELOW AGE FIVE SPECIAL EDUCATION PUPIL TRANSPORTATION**	01-2-02765-XXX		
110	Salary - Professional Staff		110	
140	Salary - Clerical Staff and Drivers		140	
200	Employee Benefits		200	
221	Increased Retirement Contribution Rate		221	
284	Early Retirement or Termination		284	
285	Voluntary Terminations		285	
300	Purchased Services		300	
333	Transportation Paid to Other Districts		333	
382	Distance Education & Telecommunications		382	
400	Supplies and Materials		400	
500	Capital Outlay		500	
600	Other Expenses		600	
955	Presidential Declared Disaster		955	
2765	***Total Below Age Five Special Education Pupil Transportation (Add 110 through 955)***		***2765***	0.00
3000	**COMMUNITY SERVICES**	01-2-03000-XXX		
110	Salary - Professional Staff		110	3,979.00
130	Salary - Stipends		130	
140	Salary - Clerical and Others		140	49,423.60
200	Employee Benefits		200	19,854.99
221	Increased Retirement Contribution Rate		221	1,265.12
284	Early Retirement or Termination		284	
285	Voluntary Terminations		285	
382	Distance Education & Telecommunications		382	
500	Capital Outlay		500	
600	Other Expenses		600	33,606.64
955	Presidential Declared Disaster		955	
3000	***Total Community Services (Add 110 through 955)***		***3000***	108,129.35
3400	**CATEGORICAL GRANTS FROM CORPORATIONS & OTHER PRIVATE INTERESTS**	01-2-03400-XXX		
110	Salary - Professional Staff		110	
130	Salary - Stipends		130	
140	Salary - Clerical Staff		140	
200	Employee Benefits		200	
221	Increased Retirement Contribution Rate		221	
284	Early Retirement or Termination		284	
285	Voluntary Terminations		285	
300	Purchased Services		300	2,500.00
382	Distance Education & Telecommunications		382	
400	Supplies and Materials		400	
420	Textbooks		420	
425	E-Books		425	
500	Capital Outlay		500	
600	Other Expenses		600	
955	Presidential Declared Disaster		955	
3400	***Total Categorical Grants from Corporations & Other Private Interests (Add 110 through 955)***		***3400***	2,500.00
3500	**STATE CATEGORICAL PROGRAMS**	01-2-03500-XXX		
110	Salary - Professional Staff		110	116,729.31
130	Salary - Stipends		130	
140	Salary - Clerical and Others		140	
200	Employee Benefits		200	69,315.43
221	Increased Retirement Contribution Rate		221	2,876.71
284	Early Retirement or Termination		284	
285	Voluntary Terminations		285	
300	Purchased Services		300	72,612.00
382	Distance Education & Telecommunications		382	
400	Supplies and Materials		400	8,095.88
420	Textbooks		420	
425	E-Books		425	
500	Capital Outlay		500	1,426.95
600	Other Expenses		600	34,679.72
955	Presidential Declared Disaster		955	
3500	***Total State Categorical Programs (Add 110 through 955)***		***3500***	305,736.00

GENERAL FUND DISBURSEMENTS

County-District Number: 19-0123-000

4200	**TITLE I, PART A ESEA/ESSA IMPROVING BASIC PROGRAMS OPERATED BY LEA**	01-2-04200-XXX		
110	Salary - Professional Staff		110	542,877.33
130	Salary - Stipends		130	
140	Salary - Clerical Staff		140	
200	Employee Benefits		200	78,190.79
221	Increased Retirement Contribution Rate		221	14,171.15
300	Purchased Services		300	4,008.00
382	Distance Education & Telecommunications		382	
395	Sub-Awards/Contracts - $25,000 or less		395	
396	Sub-Awards/Contracts - in excess of $25,000		396	
400	Supplies and Materials		400	
420	Textbooks		420	
425	E-Books		425	
500	Capital Outlay		500	
600	Other Expenses		600	
4200	***Total Title I, Part A ESEA/ESSA Improving Basic Programs Operated by LEA (Add 110 through 600)***		***4200***	639,247.27
4210	**TITLE I ACCOUNTABILITY ESEA/ESSA IMPROVING BASIC PROGRAMS ACCOUNTABILITY**			
110	Salary - Professional Staff	01-2-04210-XXX	110	17,209.75
130	Salary - Stipends		130	
140	Salary - Clerical Staff		140	
200	Employee Benefits		200	2,444.95
221	Increased Retirement Contribution Rate		221	392.73
300	Purchased Services		300	4,800.00
382	Distance Education & Telecommunications		382	
395	Sub-Awards/Contracts - $25,000 or less		395	
396	Sub-Awards/Contracts - in excess of $25,000		396	
400	Supplies and Materials		400	
420	Textbooks		420	
425	E-Books		425	
500	Capital Outlay		500	
600	Other Expenses		600	
4210	***Total Title I Accountability ESEA/ESSA Improving Basic Programs Accountability (Add 110 through 600)***		***4210***	24,847.43
4215	**TITLE I PART 1003(G) SCHOOL IMPROVEMENT GRANTS (SIG)**	01-2-04215-XXX		
110	Salary - Professional Staff		110	51,583.11
130	Salary - Stipends		130	
140	Salary - Clerical Staff		140	
200	Employee Benefits		200	29,086.80
221	Increased Retirement Contribution Rate		221	1,196.67
300	Purchased Services		300	165,500.00
382	Distance Education & Telecommunications		382	
395	Sub-Awards/Contracts - $25,000 or less		395	
396	Sub-Awards/Contracts - in excess of $25,000		396	
400	Supplies and Materials		400	28,582.50
420	Textbooks		420	
425	E-Books		425	
500	Capital Outlay		500	
600	Other Expenses		600	2,574.48
4215	***Total Title I Part 1003(G) School Improvement Grants (SIG) (Add 110 through 600)***		***4215***	278,523.66
4230	**TITLE I, PART D, SUBPART 2 ESEA/ESSA Prevention & Intervention Programs for Neglected/Delinquent/At-Risk Youth**			
110	Salary - Professional Staff	01-2-04230-XXX	110	
130	Salary - Stipends		130	
140	Salary - Clerical Staff		140	
200	Employee Benefits		200	
221	Increased Retirement Contribution Rate		221	
300	Purchased Services		300	
382	Distance Education & Telecommunications		382	
395	Sub-Awards/Contracts - $25,000 or less		395	
396	Sub-Awards/Contracts - in excess of $25,000		396	
400	Supplies and Materials		400	
420	Textbooks		420	
425	E-Books		425	
500	Capital Outlay		500	
600	Other Expenses		600	
4230	***Total Title I Part D Subpart 2 ESEA/ESSA Prevention & Intervention Programs for Neglected/Delinquent/At-Risk Youth (Add 110 through 600)***		***4230***	0.00
4310	**TITLE II, PART A ESEA/ESSA SUPPORTING EFFECTIVE INSTRUCTION**	01-2-04310-XXX		
110	Salary - Professional Staff		110	12,052.00
130	Salary - Stipends		130	
140	Salary - Clerical Staff		140	
200	Employee Benefits		200	1,183.28
221	Increased Retirement Contribution Rate		221	85.20
300	Purchased Services		300	50,140.00
382	Distance Education & Telecommunications		382	
395	Sub-Awards/Contracts - $25,000 or less		395	
396	Sub-Awards/Contracts - in excess of $25,000		396	
400	Supplies and Materials		400	
420	Textbooks		420	
425	E-Books		425	
500	Capital Outlay		500	
600	Other Expenses		600	300.00
4310	***Total Title II, Part A ESEA/ESSA Supporting Effective Instruction (Add 110 through 600)***		***4310***	63,760.48

County-District Number: 19-0123-000

4315	**TITLE II, PART B NCLB**	01-2-04315-XXX		
110	Salary - Professional Staff		110	
130	Salary - Stipends		130	
140	Salary - Clerical Staff		140	
200	Employee Benefits		200	
221	Increased Retirement Contribution Rate		221	
300	Purchased Services		300	
382	Distance Education & Telecommunications		382	
395	Sub-Awards/Contracts - $25,000 or less		395	
396	Sub-Awards/Contracts - in excess of $25,000		396	
400	Supplies and Materials		400	
420	Textbooks		420	
425	E-Books		425	
500	Capital Outlay		500	
600	Other Expenses		600	
4315	***Total Title II, Part B ESSA (Add 110 through 600)***		***4315***	**0.00**
4330	**TITLE VI PART B REAP**	01-2-04330-XXX		
110	Salary - Professional Staff		110	
130	Salary - Stipends		130	
140	Salary - Clerical Staff		140	
200	Employee Benefits		200	
221	Increased Retirement Contribution Rate		221	
300	Purchased Services		300	
382	Distance Education & Telecommunications		382	
395	Sub-Awards/Contracts - $25,000 or less		395	
396	Sub-Awards/Contracts - in excess of $25,000		396	
400	Supplies and Materials		400	
420	Textbooks		420	
425	E-Books		425	
500	Capital Outlay		500	
600	Other Expenses		600	
4330	***Total Title VI Part B REAP (Add 110 through 600)***		***4330***	**0.00**
4402	**IDEA PART B (611) BASE ALLOCATION TRANSPORTATION**	01-2-04402-XXX		
110	Salary - Professional Staff		110	
130	Salary - Stipends		130	
140	Salary - Clerical Staff		140	
200	Employee Benefits		200	
221	Increased Retirement Contribution Rate		221	
300	Purchased Services		300	
382	Distance Education & Telecommunications		382	
395	Sub-Awards/Contracts - $25,000 or less		395	
396	Sub-Awards/Contracts - in excess of $25,000		396	
400	Supplies and Materials		400	
420	Textbooks		420	
425	E-Books		425	
500	Capital Outlay		500	
600	Other Expenses		600	
4402	***Total IDEA Part B (611) Base Allocation Transportation (Add 110 through 600)***		***4402***	**0.00**
4403	**IDEA PART B (611) BASE ALLOCATION - SCHOOL AGE**	01-2-04403-XXX		
110	Salary - Professional Staff		110	
130	Salary - Stipends		130	
140	Salary - Clerical Staff		140	
200	Employee Benefits		200	
221	Increased Retirement Contribution Rate		221	
300	Purchased Services		300	
382	Distance Education & Telecommunications		382	
395	Sub-Awards/Contracts - $25,000 or less		395	
396	Sub-Awards/Contracts - in excess of $25,000		396	
400	Supplies and Materials		400	
420	Textbooks		420	
425	E-Books		425	
500	Capital Outlay		500	
600	Other Expenses		600	
4403	***Total IDEA Part B (611) Base Allocation - School Age (Add 110 through 600)***		***4403***	**0.00**
4404	**IDEA PART B (611) BASE ALLOCATION - BIRTH THROUGH AGE FOUR**	01-2-04404-XXX		
110	Salary - Professional Staff		110	
130	Salary - Stipends		130	
140	Salary - Clerical Staff		140	
200	Employee Benefits		200	
221	Increased Retirement Contribution Rate		221	
300	Purchased Services		300	92,576.00
382	Distance Education & Telecommunications		382	
395	Sub-Awards/Contracts - $25,000 or less		395	
396	Sub-Awards/Contracts - in excess of $25,000		396	
400	Supplies and Materials		400	
420	Textbooks		420	
425	E-Books		425	
500	Capital Outlay		500	
600	Other Expenses		600	
4404	***Total IDEA Part B (611) Base Allocation - Birth Through Age Four (Add 110 through 600)***		***4404***	**92,576.00**

GENERAL FUND DISBURSEMENTS

County-District Number: 19-0123-000

4406	**IDEA PRESCHOOL (619) BASE ALLOCATION**	01-2-04406-XXX		
110	Salary - Professional Staff		110	
130	Salary - Stipends		130	
140	Salary - Clerical Staff		140	
200	Employee Benefits		200	
221	Increased Retirement Contribution Rate		221	
300	Purchased Services		300	4,314.00
382	Distance Education & Telecommunications		382	
395	Sub-Awards/Contracts - $25,000 or less		395	
396	Sub-Awards/Contracts - in excess of $25,000		396	
400	Supplies and Materials		400	
420	Textbooks		420	
425	E-Books		425	
500	Capital Outlay		500	
600	Other Expenses		600	
4406	***Total IDEA Preschool (619) Base Allocation (Add 110 through 600)***		***4406***	**4,314.00**
4407	**IDEA PRESCHOOL (619) BASE ALLOCATION TRANSPORTATION**	01-2-04407-XXX		
110	Salary - Professional Staff		110	
130	Salary - Stipends		130	
140	Salary - Clerical Staff		140	
200	Employee Benefits		200	
221	Increased Retirement Contribution Rate		221	
300	Purchased Services		300	
382	Distance Education & Telecommunications		382	
395	Sub-Awards/Contracts - $25,000 or less		395	
396	Sub-Awards/Contracts - in excess of $25,000		396	
400	Supplies and Materials		400	
420	Textbooks		420	
425	E-Books		425	
500	Capital Outlay		500	
600	Other Expenses		600	
4407	***Total IDEA Preschool (619) Base Allocation Transportation (Add 110 through 600)***		***4407***	**0.00**
4409	**IDEA ENROLLMENT/POVERTY (619)**	01-2-04409-XXX		
110	Salary - Professional Staff		110	
130	Salary - Stipends		130	
140	Salary - Clerical Staff		140	
200	Employee Benefits		200	
221	Increased Retirement Contribution Rate		221	
300	Purchased Services		300	
382	Distance Education & Telecommunications		382	
395	Sub-Awards/Contracts - $25,000 or less		395	
396	Sub-Awards/Contracts - in excess of $25,000		396	
400	Supplies and Materials		400	
420	Textbooks		420	
425	E-Books		425	
500	Capital Outlay		500	
600	Other Expenses		600	
4409	***Total IDEA Enrollment/Poverty (619) (Add 110 through 600)***		***4409***	**0.00**
4410	**IDEA ENROLLMENT/POVERTY (611)**	01-2-04410-XXX		
110	Salary - Professional Staff		110	
130	Salary - Stipends		130	
140	Salary - Clerical Staff		140	
200 *	Employee Benefits		200	
221	Increased Retirement Contribution Rate		221	
300	Purchased Services		300	238,290.97
382	Distance Education & Telecommunications		382	
395	Sub-Awards/Contracts - $25,000 or less		395	
396	Sub-Awards/Contracts - in excess of $25,000		396	
400	Supplies and Materials		400	
420	Textbooks		420	
425	E-Books		425	
500	Capital Outlay		500	
600	Other Expenses		600	
4410	***Total IDEA Enrollment/Poverty (611) (Add 110 through 600)***		***4410***	**238,290.97**
4411	**IDEA PART B EARLY INTERVENING SERVICES**	01-2-04411-XXX		
110	Salary - Professional Staff		110	45,704.97
130	Salary - Stipends		130	
140	Salary - Clerical Staff		140	
200	Employee Benefits		200	6,976.00
221	Increased Retirement Contribution Rate		221	1,156.08
300	Purchased Services		300	
382	Distance Education & Telecommunications		382	
395	Sub-Awards/Contracts - $25,000 or less		395	
396	Sub-Awards/Contracts - in excess of $25,000		396	
400	Supplies and Materials		400	4,766.36
420	Textbooks		420	
425	E-Books		425	
500	Capital Outlay		500	
600	Other Expenses		600	
4411	***Total IDEA Early Intervening Services (Add 110 through 600)***		***4411***	**58,603.41**

GENERAL FUND DISBURSEMENTS

NDE 03-036
Due Date 11/1/2018

County-District Number: 19-0123-000

4412	**IDEA PART B PROPORTIONATE SHARE**	01-2-04412-XXX		
110	Salary - Professional Staff		110	
130	Salary - Stipends		130	
140	Salary - Clerical Staff		140	
200	Employee Benefits		200	
221	Increased Retirement Contribution Rate		221	
300	Purchased Services		300	10,853.00
382	Distance Education & Telecommunications		382	
395	Sub-Awards/Contracts - $25,000 or less		395	
396	Sub-Awards/Contracts - in excess of $25,000		396	
400	Supplies and Materials		400	
420	Textbooks		420	
425	E-Books		425	
500	Capital Outlay		500	
600	Other Expenses		600	
4412	***Total IDEA Part B Proportionate Share***		***4412***	10,853.00
	(Add 110 through 600)			
4414	**IDEA PART C**	01-2-04414-XXX		
110	Salary - Professional Staff		110	
130	Salary - Stipends		130	
140	Salary - Clerical Staff		140	
200	Employee Benefits		200	
221	Increased Retirement Contribution Rate		221	
300	Purchased Services		300	
382	Distance Education & Telecommunications		382	
395	Sub-Awards/Contracts - $25,000 or less		395	
396	Sub-Awards/Contracts - in excess of $25,000		396	
400	Supplies and Materials		400	
420	Textbooks		420	
425	E-Books		425	
500	Capital Outlay		500	
600	Other Expenses		600	
4414	***Total IDEA Part C***		***4414***	0.00
	(Add 110 through 600)			
4415	**IDEA SPECIAL PROJECTS**	01-2-04415-XXX		
110	Salary - Professional Staff		110	
130	Salary - Stipends		130	
140	Salary - Clerical Staff		140	
200	Employee Benefits		200	
221	Increased Retirement Contribution Rate		221	
300	Purchased Services		300	
382	Distance Education & Telecommunications		382	
395	Sub-Awards/Contracts - $25,000 or less		395	
396	Sub-Awards/Contracts - in excess of $25,000		396	
400	Supplies and Materials		400	
420	Textbooks		420	
425	E-Books		425	
500	Capital Outlay		500	
600	Other Expenses		600	
4415	***Total IDEA Special Projects***		***4415***	0.00
	(Add 110 through 600)			
4417	**IDEA PART B TRANSISITION PROJECTS**	01-2-04417-XXX		
110	Salary - Professional Staff		110	
130	Salary - Stipends		130	
140	Salary - Clerical Staff		140	
200	Employee Benefits		200	
221	Increased Retirement Contribution Rate		221	
300	Purchased Services		300	
382	Distance Education & Telecommunications		382	
395	Sub-Awards/Contracts - $25,000 or less		395	
396	Sub-Awards/Contracts - in excess of $25,000		396	
400	Supplies and Materials		400	
420	Textbooks		420	
425	E-Books		425	
500	Capital Outlay		500	
600	Other Expenses		600	
4417	***Total IDEA Part B Special Transition Projects***		***4417***	0.00
	(Add 110 through 600)			
4690	**OTHER FEDERAL NON-CATEGORICAL EXPENDITURES**	01-2-04690-XXX		
110	Salary - Professional Staff		110	
130	Salary - Stipends		130	
140	Salary - Clerical Staff		140	
200	Employee Benefits		200	
221	Increased Retirement Contribution Rate		221	
300	Purchased Services		300	
382	Distance Education & Telecommunications		382	
395	Sub-Awards/Contracts - $25,000 or less		395	
396	Sub-Awards/Contracts - in excess of $25,000		396	
400	Supplies and Materials		400	
420	Textbooks		420	
425	E-Books		425	
500	Capital Outlay		500	
600	Other Expenses		600	
4690	***Total Other Federal Non Categorical Expenditures***		***4690***	0.00
	(Add 110 through 600)			

GENERAL FUND DISBURSEMENTS

NDE 03-036
Due Date 11/1/2018

County-District Number: 19-0123-000

4700	**FEDERAL VOCATIONAL & APPLIED TECHNOLOGY EDUCATION (CARL PERKINS)**	01-2-04700-XXX		
110	Salary - Professional Staff		110	1,361.40
130	Salary - Stipends		130	
140	Salary - Clerical Staff		140	
200	Employee Benefits		200	203.36
221	Increased Retirement Contribution Rate		221	34.44
300	Purchased Services		300	
382	Distance Education & Telecommunications		382	
395	Sub-Awards/Contracts - $25,000 or less		395	
396	Sub-Awards/Contracts - in excess of $25,000		396	
400	Supplies and Materials		400	
420	Textbooks		420	
425	E-Books		425	
500	Capital Outlay		500	
600	Other Expenses		600	
4700	***Total Federal Vocation & Applied Technology Education (Carl Perkins) (Add 110 through 600)***		***4700***	1,599.20
4910	**INDIAN EDUCATION**	01-2-04910-XXX		
110	Salary - Professional Staff		110	
130	Salary - Stipends		130	
140	Salary - Clerical Staff		140	
200	Employee Benefits		200	
221	Increased Retirement Contribution Rate		221	
300	Purchased Services		300	
382	Distance Education & Telecommunications		382	
395	Sub-Awards/Contracts - $25,000 or less		395	
396	Sub-Awards/Contracts - in excess of $25,000		396	
400	Supplies and Materials		400	
420	Textbooks		420	
425	E-Books		425	
500	Capital Outlay		500	
600	Other Expenses		600	
4910	***Total Indian Education (Add 110 through 600)***		***4910***	0.00
4915	**Title I, Part C ESEA/ESSA EDUCATION OF MIGRATORY CHILDREN**	01-2-04915-XXX		
110	Salary - Professional Staff		110	
130	Salary - Stipends		130	
140	Salary - Clerical Staff		140	126.00
200	Employee Benefits		200	9.64
221	Increased Retirement Contribution Rate		221	
300	Purchased Services		300	
382	Distance Education & Telecommunications		382	
395	Sub-Awards/Contracts - $25,000 or less		395	
396	Sub-Awards/Contracts - in excess of $25,000		396	
400	Supplies and Materials		400	
420	Textbooks		420	
425	E-Books		425	
500	Capital Outlay		500	
600	Other Expenses		600	
4915	***Total Title I, Part C ESEA/ESSA Education of Migratory Children (Add 110 through 600)***		***4915***	135.64
4925	**TITLE III Part A ESEA/ESSA ENGLISH LANGUAGE ACQUISITION, LANGUAGE ENHANCEMENT & ACEDEMIC ACHIEVEMENT**			
110	Salary - Professional Staff	01-2-04925-XXX	110	63,338.50
130	Salary - Stipends		130	
140	Salary - Clerical Staff		140	1,446.00
200	Employee Benefits		200	9,597.01
221	Increased Retirement Contribution Rate		221	1,605.63
300	Purchased Services		300	16,171.00
382	Distance Education & Telecommunications		382	
395	Sub-Awards/Contracts - $25,000 or less		395	
396	Sub-Awards/Contracts - in excess of $25,000		396	
400	Supplies and Materials		400	9,223.92
420	Textbooks		420	
425	E-Books		425	
500	Capital Outlay		500	
600	Other Expenses		600	10,981.78
4925	**TITLE III Part A ESEA/ESSA English Language Acquisition, Language Enhancement & Academic Achievement (Add 110 through 600)**		***4925***	112,364.04
4926	**TITLE III ESEA/ESSA IMMIGRANT EDUCATION**	01-2-04926-XXX		
110	Salary - Professional Staff		110	
130	Salary - Stipends		130	
140	Salary - Clerical Staff		140	9,807.00
200	Employee Benefits		200	
221	Increased Retirement Contribution Rate		221	
300	Purchased Services		300	
382	Distance Education & Telecommunications		382	
395	Sub-Awards/Contracts - $25,000 or less		395	
396	Sub-Awards/Contracts - in excess of $25,000		396	
400	Supplies and Materials		400	
420	Textbooks		420	
425	E-Books		425	
500	Capital Outlay		500	
600	Other Expenses		600	
4926	***Total Title III ESEA/ESSA Immigrant Education (Add 110 through 600)***		***4926***	9,807.00

GENERAL FUND DISBURSEMENTS

NDE 03-036
Due Date 11/1/2018

County-District Number: 19-0123-000

4940	**HEAD START**	01-2-04940-XXX		
110	Salary - Professional Staff		110	
130	Salary - Stipends		130	
140	Salary - Clerical Staff		140	
200	Employee Benefits		200	
221	Increased Retirement Contribution Rate		221	
300	Purchased Services		300	
382	Distance Education & Telecommunications		382	
395	Sub-Awards/Contracts - $25,000 or less		395	
396	Sub-Awards/Contracts - in excess of $25,000		396	
400	Supplies and Materials		400	
420	Textbooks		420	
425	E-Books		425	
500	Capital Outlay		500	
600	Other Expenses		600	
4940	***Total Head Start***		***4940***	**0.00**
	(Add 110 through 600)			
4945	**CHILD AND ADULT CARE FOOD PROGRAM**	01-2-04945-XXX		
110	Salary - Professional Staff		110	
130	Salary - Stipends		130	
140	Salary - Clerical Staff		140	
200	Employee Benefits		200	
221	Increased Retirement Contribution Rate		221	
300	Purchased Services		300	
382	Distance Education & Telecommunications		382	
395	Sub-Awards/Contracts - $25,000 or less		395	
396	Sub-Awards/Contracts - in excess of $25,000		396	
400	Supplies and Materials		400	
420	Textbooks		420	
425	E-Books		425	
500	Capital Outlay		500	
600	Other Expenses		600	
4945	***Total Child and Adult Care Food Program***		***4945***	***0.00***
	(Add 110 through 600)			
4968	**TITLE IV, PART B ESEA/ESSA 21st CENTURY COMMUNITY LEARNING CENTERS**	01-2-04968-XXX		
110	Salary - Professional Staff		110	162,086.14
130	Salary - Stipends		130	128,285.17
140	Salary - Clerical Staff		140	
200	Employee Benefits		200	47,728.10
221	Increased Retirement Contribution Rate		221	4,357.59
300	Purchased Services		300	990.00
382	Distance Education & Telecommunications		382	
395	Sub-Awards/Contracts - $25,000 or less		395	
396	Sub-Awards/Contracts - in excess of $25,000		396	
400	Supplies and Materials		400	8,314.86
420	Textbooks		420	
425	E-Books		425	
500	Capital Outlay		500	
600	Other Expenses		600	4,419.96
4968	***Total Title IV, Part B ESEA/ESSA 21st Century Community Learning Centers***		***4968***	**356,181.82**
	(Add 110 through 600)			
4980	**ADULT BASIC EDUCATION**	01-2-04980-XXX		
110	Salary - Professional Staff		110	
130	Salary - Stipends		130	
140	Salary - Clerical Staff		140	
200	Employee Benefits		200	
221	Increased Retirement Contribution Rate		221	
300	Purchased Services		300	
382	Distance Education & Telecommunications		382	
395	Sub-Awards/Contracts - $25,000 or less		395	
396	Sub-Awards/Contracts - in excess of $25,000		396	
400	Supplies and Materials		400	
420	Textbooks		420	
425	E-Books		425	
500	Capital Outlay		500	
600	Other Expenses		600	
4980	***Total Adult Basic Education***		***4980***	**0.00**
	(Add 110 through 600)			
4990	**OTHER FEDERAL CATEGORICAL EXPENDITURES**	01-2-04990-XXX		
110	Salary - Professional Staff		110	
130	Salary - Stipends		130	
140	Salary - Clerical Staff		140	
200	Employee Benefits		200	
221	Increased Retirement Contribution Rate		221	
300	Purchased Services		300	
382	Distance Education & Telecommunications		382	
395	Sub-Awards/Contracts - $25,000 or less		395	
396	Sub-Awards/Contracts - in excess of $25,000		396	
400	Supplies and Materials		400	
420	Textbooks		420	
425	E-Books		425	
500	Capital Outlay		500	
600	Other Expenses		600	750.00
4990	***Total Other Federal Categorical Expenditures***		***4990***	**750.00**
	(Add 110 through 600)			

GENERAL FUND DISBURSEMENTS

NDE 03-036
Due Date 11/1/2018

County-District Number: 19-0123-000

4992	**REAP**	01-2-04992-XXX		
110	Salary - Professional Staff		110	
130	Salary - Stipends		130	
140	Salary - Clerical Staff		140	
200	Employee Benefits		200	
221	Increased Retirement Contribution Rate		221	
300	Purchased Services		300	
382	Distance Education & Telecommunications		382	
395	Sub-Awards/Contracts - $25,000 or less		395	
396	Sub-Awards/Contracts - in excess of $25,000		396	
400	Supplies and Materials		400	
420	Textbooks		420	
425	E-Books		425	
500	Capital Outlay		500	
600	Other Expenses		600	
4992	***Total REAP***		***4992***	0.00
	(Add 110 through 600)			
4000	**TOTAL FEDERAL PROGRAMS**	01-2-04000-XXX	**4000**	1,891,853.82
	(Add 4200 through 4999)			
5000	**DEBT SERVICES**	01-2-05000-XXX		
605	Repayment of Taxes Paid		605	
607	Repayment of Taxes Paid for Revalued Property		607	
610	Redemption of Principal		610	8,979.81
620	Debt Service Interest		620	
5000	***Total Debt Services***		***5000***	8,979.81
	(Add 605 through 620)			
5100	**IDEA MAINTENANCE OF EFFORT NON-COMPLIANCE RECOVERY**	01-2-05100-000		
6000	**SUMMER SCHOOL**	01-2-06000-XXX		
110	Salary - Professional Staff		110	12,157.80
130	Salary - Stipends		130	
140	Salary - Clerical Staff		140	1,138.50
200	Employee Benefits		200	1,922.49
221	Increased Retirement Contribution Rate		221	317.40
284	Early Retirement or Termination		284	
285	Voluntary Terminations		285	
300	Purchased Services		300	
382	Distance Education & Telecommunications		382	
400	Supplies and Materials		400	285.65
420	Textbooks		420	
425	E-Books		425	
500	Capital Outlay		500	
600	Other Expenses		600	
955	Presidential Declared Disaster		955	
6000	***Total Summer School***		***6000***	15,821.84
	(Add 110 through 955)			
7000	**ADULT EDUCATION**	01-2-07000-XXX		
110	Salary - Professional Staff		110	
130	Salary - Stipends		130	
140	Salary - Clerical Staff		140	
200	Employee Benefits		200	
221	Increased Retirement Contribution Rate		221	
284	Early Retirement or Termination		284	
285	Voluntary Terminations		285	
300	Purchased Services		300	
382	Distance Education & Telecommunications		382	
400	Supplies and Materials		400	
600	Other Expenses		600	
955	Presidential Declared Disaster		955	
7000	***Total Adult Education***		***7000***	0.00
	(Add 110 through 955)			
8000	**TRANSFERS**	01-2-08000-XXX		
750	Transfers To the School Lunch Fund		750	
752	Transfers To the Activities Fund		752	
754	Transfers To the Bond Fund		754	
8000	***Total Transfers***		***8000***	0.00
	(Add 750 through 754)			

GENERAL FUND DISBURSEMENTS

NDE 03-036
Due Date 11/1/2018

County-District Number: 19-0123-000

20000 TOTAL CURRENT EXPENSE *(Add 1100, 1115, 1125, 1150, 1160, 1200, 1280, 2100, 2150, 2200, 2213, 2214, 2310, 2320, 2330, 2400, 2510, 2520, 2600, 2750, 2755, 2760, 6000, 8000:750 and 8000:752)*	*01-2-20000-000*	17,416,407.68
20100 ADJUSTMENTS TO CURRENT EXPENSE *(Add Objects 364 and 500 in Functions 1100, 1115, 1125, 1150, & 1160; Objects 360 and 500 in Function 1200 & 1280; Object 500 in Functions 2100, 2150, 2200, 2213, 2214, 2310, 2320, 2330, 2400, 2510, 2520, 2600 and 6000; and Objects 333 and 500 in Functions 2750, 2755 and 2760)*	*01-2-20100-000*	8,862.19
20200 TOTAL ADJUSTED CURRENT EXPENSE *(20000 minus 20100)*	*01-2-20200-000*	17,407,545.49
20400 TOTAL GENERAL FUND EXPENDITURES *(20000 plus 1190, 1195, 1291, 1292, 2765, 3000, 3400, 3500, 5000, 5100, 7000 and 8000:754)*	*01-2-20400-000*	18,505,252.56
20500 TOTAL DISBURSEMENTS *(Add 4000 and 20400)*	*01-2-20500-000*	20,397,106.38

SUMMARY OF CASH BALANCE

COH	**Cash On Hand - Beginning Balance**	**01-0-COH -BEG**	2,075,029.93
TREAS	**Cash At County Treasurers - Beginning Balance**	**01-0-TREAS -BEG**	2,576,278.34
COH	**Cash On Hand - Ending Balance**	**01-0-COH -END**	2,638,959.78
TREAS	**Cash At County Treasurers - Ending Balance**	**01-0-TREAS -END**	3,003,712.03

DEPRECIATION FUND

NDE 03-036
Due Date 11/1/2018

County-District Number: 19-0123-000

RECEIPTS

1000		LOCAL RECEIPTS	02-1-XXXXX-000		
	1410	Interest		1410	2,534.09
5000		NON-REVENUE RECEIPTS	02-1-XXXXX-000		
	5500	Transfers From the General Fund (As Expensed From the General Fund)		5500	
	5610	Cash Balance from Dissolved/Merged Districts		5610	
	5690	Other Non-Revenue Receipts		5690	
	5000	***Total Non-Revenue Receipts (Add 5500, 5610 & 5690)***		*5000*	0.00
	10000	***GRAND TOTAL OF ALL RECEIPTS*** *(Add 1410 and 5000)*		*10000*	2,534.09

DISBURSEMENTS

2500		SUPPORT SERVICES - BUSINESS			
	CODE	OBJECT	02-2-02500-XXX		
	400	Supplies & Materials		400	259,161.08
	420	Textbooks		420	
	425	E-Books		425	
	500	Capital Outlay		500	101,676.95
	2500	*Support Services - Business (Add 400 through 500)*		*2500*	*360,838.03*
8000		TRANSFERS	02-2-08000-XXX		
	755	Transfers To the General Fund		755	
20500		***TOTAL DISBURSEMENTS*** *(Add 2500: 400, 420, 425, 500 and 8000:755)*	*02-2-20500-000*		360,838.03

SUMMARY OF CASH BALANCE

COH	Cash On Hand - Beginning Balance	02-0-COH	-BEG	658,260.92
COH	Cash On Hand - Ending Balance	02-0-COH	-END	299,956.98

EMPLOYEE BENEFIT FUND

NDE 03-036
Due Date 11/1/2018

County-District Number: 19-0123-000

RECEIPTS

1000		**LOCAL RECEIPTS**	03-1-XXXXX-000		
	1410	Interest		1410	63.23
5000		**NON-REVENUE RECEIPTS**	03-1-XXXXX-000		
	5500	Transfers From the General Fund (As Expensed From the General Fund)		5500	85,641.00
	5610	Cash Balance from Dissolved/Merged Districts		5610	
	5690	Other Non-Revenue Receipts		5690	
	5000	***Total Non-Revenue Receipts*** *(Add 5500 & 5610)*		***5000***	**85,641.00**
	10000	***GRAND TOTAL OF ALL RECEIPTS*** *(Add 1410 and 5000)*		*10000*	85,704.23

DISBURSEMENTS

2500		**SUPPORT SERVICES - BUSINESS**	03-2-02500-XXX		
	200	Employee Benefits		200	88,846.68
	221	Increased Retirement Contribution Rate		221	
	281	Retirement Incentive Plan		281	
	282	Staff Development Assistance		282	
	2500	***Total Support Services - Business*** *(Add 200 through 282)*		***2500***	**88,846.68**
8000		**TRANSFERS**	03-2-08000-XXX		
	755	Transfers To the General Fund		755	
20500		***TOTAL DISBURSEMENTS*** *(Add 2500 and 8000:755)*	*03-2-20500-000*		88,846.68

	SUMMARY OF CASH BALANCE			
COH	**Cash On Hand - Beginning Balance**	**03-0-COH**	**-BEG**	60,601.99
COH	**Cash On Hand - Ending Balance**	**03-0-COH**	**-END**	57,459.54

CONTINGENCY FUND

NDE 03-036
Due Date 11/1/2018

County-District Number: 19-0123-000

RECEIPTS

1000		**LOCAL RECEIPTS**	04-1-XXXXX-000		
	1410	Interest		1410	
5000		**NON-REVENUE RECEIPTS**	04-1-XXXXX-000		
	5500	Transfers From the General Fund		5500	
	5610	Cash Balance from Dissolved/Merged Districts		5610	
	5690	Other Non-Revenue Receipts		5690	
	5000	***Total Non-Revenue Receipts*** *(Add 5500 through 5690)*		***5000***	0.00
	10000	***GRAND TOTAL OF ALL RECEIPTS*** *(Add 1410 and 5000)*		*10000*	0.00

DISBURSEMENTS

2310		**BOARD OF EDUCATION**			
	CODE	OBJECT	04-2-02310-XXX		
	317	Contracted Legal Services		317	
	643	Judgments/Settlements		643	
	2310	***Total Board of Education*** *(Add 317 and 643)*		***2310***	0.00
8000		**TRANSFERS**	04-2-08000-XXX		
	755	Transfers To the General Fund		755	
20500		***TOTAL DISBURSEMENTS*** *(Add 2310 and 8000:755)*	*04-2-20500-000*		0.00

	SUMMARY OF CASH BALANCE			
COH	**Cash On Hand - Beginning Balance**	**04-0-COH**	**-BEG**	
COH	**Cash On Hand - Ending Balance**	**04-0-COH**	**-END**	

ACTIVITIES FUND

NDE 03-036
Due Date 11/1/2018

County-District Number: 19-0123-000

RECEIPTS

1000		**LOCAL RECEIPTS**	05-1-XXXXX-000		
	1410	Interest		1410	365.03
	1710	Activities Receipts		1710	483,095.65
	1990	Other Local Receipts		1990	
	1000	***Total Local Receipts***		***1000***	**483,460.68**
		(Add 1410 through 1990)			
5000		**NON-REVENUE RECEIPTS**	05-1-XXXXX-000		
	5500	Transfers From the General Fund		5500	
	5610	Cash Balance from Dissolved/Merged Districts		5610	
	5690	Other Non-Revenue Receipts		5690	
	5000	***Total Non-Revenue Receipts***		***5000***	**0.00**
		(Add 5500 through 5690)			
	10000	***GRAND TOTAL OF ALL RECEIPTS***		***10000***	**483,460.68**
		(Add 1000 and 5000)			

DISBURSEMENTS

2100		**SUPPORT SERVICES - PUPILS**	05-2-02100-XXX		
	300	Purchased Services		300	478,648.88
	400	Supplies and Materials		400	
	500	Capital Outlay		500	
	600	Other Expenses		600	
	2100	***Total Support Services - Pupils***		***2100***	**478,648.88**
		(Add 300 through 600)			
8000		**TRANSFERS**	05-2-08000-XXX		
	755	Transfers To the General Fund		755	
	20500	***TOTAL DISBURSEMENTS***	*05-2-20500-000*		**478,648.88**
		(Add 2100 and 8000:755)			

		SUMMARY OF CASH BALANCE			
	COH	**Cash On Hand - Beginning Balance**	**05-0-COH**	**-BEG**	353,355.85
	COH	**Cash On Hand - Ending Balance**	**05-0-COH**	**-END**	358,167.65

SCHOOL NUTRITION FUND

NDE 03-036
Due Date 11/1/2018

County-District Number: 19-0123-000

RECEIPTS

1000		**LOCAL RECEIPTS**	06-1-XXXXX-000		
	1410	Interest		1410	217.86
	1720	Sale of Lunches/Milk		1720	177,992.66
	1990	Other Local Receipts		1990	
	1000	***Total Local Receipts***		*1000*	178,210.52
		(Add 1410 through 1990)			
3000		**STATE RECEIPTS**	06-1-XXXXX-000		
	3150	State Reimbursement		3150	6,942.19
	3990	Other State Receipts		3990	1,524.91
	3000	***Total State Receipts***		*3000*	8,467.10
		(Add 3150 and 3990)			
4000		**FEDERAL RECEIPTS**	06-1-XXXXX-000		
	4800	Federal Reimbursement		4800	922,766.21
	4945	Child and Adult Care Food Program		4945	
	4990	Other Federal Categorical Receipts		4990	
	4000	***Total Federal Receipts***		*4000*	922,766.21
		(Add 4800 through 4990)			
5000		**NON-REVENUE RECEIPTS**	06-1-XXXXX-000		
	5500	Transfers From the General Fund		5500	
	5610	Cash Balance from Dissolved/Merged Districts		5610	
	5690	Other Non-Revenue Receipts		5690	2,038.60
	5000	***Total Non-Revenue Receipts***		*5000*	2,038.60
		(Add 5500 through 5690)			
	10000	***GRAND TOTAL OF ALL RECEIPTS***		*10000*	1,111,482.43
		(Add 1000, 3000, 4000 and 5000)			

DISBURSEMENTS

2100		**SUPPORT SERVICES - PUPILS**	06-2-02100-XXX		
	110	Salary - Professional Staff		110	225,763.52
	140	Salary - Clerical and Cooks		140	69,199.02
	200	Employee Benefits		200	161,621.10
	300	Purchased Services		300	1,634.08
	400	Supplies and Materials (Excluding Food)		400	
	470	Food *(Excluded from Indirect Costs)*		470	576,637.16
	500	Capital Outlay *(Excluded from Indirect Costs)*		500	45,286.33
	600	Other Expenses		600	6,813.89
	695	Indirect Costs		695	
	2100	***Total Support Services - Pupils***		*2100*	1,086,955.10
		(Add 110 through 695)			
	95000	***Non-Restricted Indirect Cost Rate used to determine Indirect Costs***	06-2-95000-000		12.77 %
8000		**TRANSFERS**	06-2-08000-XXX		
	755	Transfers To the General Fund		755	
	20500	***TOTAL DISBURSEMENTS*** *(Add 2100 and 8000:755)*	*06-2-20500-000*		1,086,955.10

		SUMMARY OF CASH BALANCE			
	COH	**Cash On Hand - Beginning Balance**	06-0-COH	-BEG	129,157.31
	COH	**Cash On Hand - Ending Balance**	06-0-COH	-END	153,684.64

BOND FUND

NDE 03-036
Due Date 11/1/2018

County-District Number: 19-0123-000

RECEIPTS

1000		**LOCAL RECEIPTS**	07-1-XXXXX-000		
	1110	Local Property Taxes		1110	452,953.38
	1115	Carline Taxes		1115	1,284.87
	1410	Interest		1410	1,229.12
	1990	Other Local Receipts		1990	
	1000	***Total Local Receipts***		***1000***	**455,467.37**
		(Add 1110 through 1990)			
3000		**STATE RECEIPTS**	07-1-XXXXX-000		
	3130	Homestead Exemption		3130	4,394.83
	3131	Property Tax Credit		3131	25,145.46
	3132	Personal Property Tax Credit		3132	5,674.80
	3133	Nameplate Capacity Tax		3133	
	3134	Personal Property Tax Credit - Railroads & Public Service		3134	
	3180	Pro-Rate Motor Vehicle		3180	1,039.53
	3300	In-Lieu-Of School Land Tax		3300	
	3990	Other State Receipts		3990	
	3000	***Total State Receipts***		***3000***	**36,254.62**
		(Add 3130 through 3990)			
5000		**NON-REVENUE RECEIPTS**	07-1-XXXXX-000		
	5100	Sale of Bonds (Re-Funding Only)		5100	
	5500	Transfers From the General Fund		5500	
	5610	Cash Balance from Dissolved/Merged Districts		5610	
	5690	Other Non-Revenue Receipts		5690	
	5000	***Total Non-Revenue Receipts***		***5000***	**0.00**
		(Add 5100 through 5690)			
	10000	***GRAND TOTAL OF ALL RECEIPTS***		***10000***	**491,721.99**
		(Add 1000, 3000 and 5000)			

DISBURSEMENTS

5000		**DEBT SERVICES**	07-2-05000-XXX		
	607	Repayment of Taxes Paid for Revalued Property		607	
	610	Redemption of Principal		610	330,000.00
	620	Debt Service Interest		620	122,937.50
	690	Other Miscellaneous Expenses		690	500.00
	5000	***Total Debt Services***		***5000***	**453,437.50**
		(Add 607 through 690)			
8000		**TRANSFERS**	07-2-08000-XXX		
	755	Transfers To the General Fund		755	

BOND FUND

NDE 03-036
Due Date 11/1/2018

County-District Number: 19-0123-000

20500	***TOTAL DISBURSEMENTS (Add 5000 and 8000:755)***	*07-2-20500-000*	453,437.50
99200	***BONDS OUTSTANDING AT END OF YEAR***	*07-2-99200-000*	5,110,000.00

SUMMARY OF CASH BALANCE

COH	Cash On Hand - Beginning Balance	07-0-COH	-BEG	$	594,802.83
TREAS	Cash At County Treasurers - Beginning Balance	07-0-TREAS	-BEG	$	79,364.65
COH	Cash On Hand - Ending Balance	07-0-COH	-END	$	606,597.85
TREAS	Cash At County Treasurers - Ending Balance	07-0-TREAS	-END	$	105,854.12

SPECIAL BUILDING FUND

NDE 03-036
Due Date 11/1/2018

County-District Number: 19-0123-000

RECEIPTS

1000		**LOCAL RECEIPTS**	08-1-XXXXX-000		
	1110	Local Property Taxes		1110	392,507.78
	1111	Local Property Taxes - Learning Community Common Levy		1111	
	1115	Carline Taxes		1115	1,299.14
	1410	Interest		1410	2,007.29
	1990	Other Local Receipts		1990	140,768.64
	1995	Presidential Declared Disaster Aid		1995	
	1000	***Total Local Receipts***		***1000***	**536,582.85**
		(Add 1110 through 1995)			
3000		**STATE RECEIPTS**	08-1-XXXXX-000		
	3130	Homestead Exemption		3130	3,480.65
	3131	Property Tax Credit		3131	19,915.82
	3132	Personal Property Tax Credit		3132	4,494.51
	3133	Nameplate Capacity Tax		3133	
	3134	Personal Property Tax Credit - Railroads & Public Service		3134	
	3180	Pro-Rate Motor Vehicle		3180	1,042.97
	3300	In-Lieu-Of School Land Tax		3300	
	3500	State Categorical Grants		3500	
	3990	Other State Receipts		3990	
	3995	Presidential Declared Disaster Aid		3995	
	3000	***Total State Receipts***		***3000***	**28,933.95**
		(Add 3130 through 3995)			
4000		**FEDERAL RECEIPTS**	08-1-XXXXX-000		
	4410	IDEA Enrollment/Poverty		4410	
	4500	Title 8 (Impact Aid)		4500	
	4930	Federal Asbestos		4930	
	4990	Other Federal Categorical Receipts		4990	
	4995	Presidential Declared Disaster Aid		4995	
	4000	***Total Federal Receipts***		***4000***	**0.00**
		(Add 4410 through 4995)			
5000		**NON-REVENUE RECEIPTS**	08-1-XXXXX-000		
	5100	Sale of Bonds		5100	
	5200	Long Term Loans		5200	
	5400	Sale of Property		5400	44,000.00
	5610	Cash Balance from Dissolved/Merged Districts		5610	
	5690	Other Non-Revenue Receipts		5690	
	5000	***Total Non-Revenue Receipts***		***5000***	**44,000.00**
		(Add 5100 through 5690)			
	10000	***GRAND TOTAL OF ALL RECEIPTS***		***10000***	609,516.80
		(Add 1000, 3000, 4000 and 5000)			

DISBURSEMENTS

2150		**SUPPORT SERVICES - PUPILS - SAFETY & SECURITY**	08-2-02150-XXX		
	300	Purchased Services		300	
	500	Capital Outlay (New Only)		500	
	510	Site Improvements		510	
	520	Building Improvements		520	
	600	Other Expenses		600	
	955	Presidential Declared Disaster Aid		955	
	2150	***Total Support Services - Pupils - Safety & Security***		***2150***	**0.00**
		(Add 300 through 955)			

SPECIAL BUILDING FUND

NDE 03-036
Due Date 11/1/2018

County-District Number: 19-0123-000

2515		**FUNCTION - BUILDINGS AND SITES**	08-2-02515-XXX		
	300	Purchased Services		300	22,859.37
	500	Capital Outlay (New Only)		500	94,930.77
	510	Site Acquisition and Improvements		510	
	520	Building, Acquisition and Improvements		520	989,061.79
	600	Other Expenses		600	1,011.00
	955	Presidential Declared Disaster Aid		955	
	2515	***Total Buildings and Sites***		***2515***	**1,107,862.93**
		(Add 300 through 955)			
4410		***IDEA ENROLLMENT/POVERTY (611)***	08-2-04410-XXX		
	300	Purchased Services		300	
	395	Sub-Awards/Contracts - $25,000 or less		395	
	396	Sub-Awards/Contracts - in excess of $25,000		396	
	500	Capital Outlay (New Only)		500	
	510	Site Acquisition and Improvements		510	
	520	Building, Acquisition and Improvements		520	
	600	Other Expenses		600	
	4410	***Total Idea Enrollment/Poverty (611)***		***4410***	**0.00**
		(Add 300 through 600)			
5000		**DEBT SERVICES**	08-2-05000-XXX		
	607	Repayment of Taxes Paid for Revalued Property		607	
	610	Redemption of Principal		610	
	620	Debt Service Interest		620	
	5000	***Total Debt Services***		***5000***	**0.00**
		(Add 607 through 600)			
8000		**TRANSFERS**	08-2-08000-XXX		
	755	Transfers To the General Fund		755	
20500		***TOTAL DISBURSEMENTS***	*08-2-20500-000*		1,107,862.93
		(Add 2150, 2515, 4410, 4610, 5000 and 8000:755)			

SUMMARY OF CASH BALANCE

COH	**Cash On Hand - Beginning Balance**	**08-0-COH -BEG**	532,719.31
TREAS	**Cash At County Treasurers - Beginning Balance**	**08-0-TREAS -BEG**	117,337.91
COH	**Cash On Hand - Ending Balance**	**08-0-COH -END**	67,862.54
TREAS	**Cash At County Treasurers - Ending Balance**	**08-0-TREAS -END**	83,848.55

QUALIFIED CAPITAL PURPOSE UNDERTAKING FUND

NDE 03-036
Due Date 11/1/2018

County-District Number: 19-0123-000

RECEIPTS

1000		**LOCAL RECEIPTS**	09-1-XXXXX-000		
	1110	Local Property Taxes		1110	455,061.65
	1115	Carline Taxes		1115	1,285.17
	1410	Interest		1410	20,374.24
	1990	Other Local Receipts		1990	
	1000	***Total Local Receipts***		***1000***	**476,721.06**
		(Add 1110 through 1990)			
3000		**STATE RECEIPTS**	09-1-XXXXX-000		
	3130	Homestead Exemption		3130	4,395.10
	3131	Property Tax Credit		3131	25,174.36
	3132	Personal Property Tax Credit		3132	5,681.21
	3133	Nameplate Capacity Tax		3133	
	3134	Personal Property Tax Credit - Railroads & Public Service		3134	
	3180	Pro-Rate Motor Vehicle		3180	1,039.84
	3300	In-Lieu-Of School Land Tax		3300	
	3990	Other State Receipts		3990	
	3000	***Total State Receipts***		***3000***	***36,290.51***
		(Add 3130 through 3990)			
4000		**FEDERAL RECEIPTS**	09-1-XXXXX-000		
	4410	IDEA Enrollment/Poverty		4410	
	4930	Federal Asbestos		4930	
	4990	Other Federal Categorical Receipts		4990	222,684.28
	4000	***Total Federal Receipts***		***4000***	**222,684.28**
		(Add 4410 through 4990)			
5000		**NON-REVENUE RECEIPTS**	09-1-XXXXX-000		
	5100	Sale of Bonds		5100	
	5110	Qualified Zone Academy Bonds		5110	
	5111	Qualified School Construction Bonds		5111	
	5200	Long Term Loans		5200	
	5610	Cash Balance from Dissolved/Merged Districts		5610	
	5690	Other Non-Revenue Receipts		5690	
	5000	***Total Non-Revenue Receipts***		***5000***	**0.00**
		(Add 5100 through 5690)			
10000		***GRAND TOTAL OF ALL RECEIPTS***		***10000***	**735,695.85**
		(Add 1000, 3000, 4000 and 5000)			

DISBURSEMENTS

2515		**BUILDINGS AND SITES**	09-2-02515-XXX		
	100	Salaries		100	
	200	Employee Benefits		200	
	300	Purchased Services		300	
	500	Capital Outlay (New Only)		500	
	520	Building, Acquisition and Improvement		520	
	600	Other Expenses		600	
	2515	***Total Buildings and Sites***		***2515***	**0.00**
		(Add 100 through 600)			

QUALIFIED CAPITAL PURPOSE UNDERTAKING FUND

NDE 03-036
Due Date 11/1/2018

County-District Number: 19-0123-000

4410		***IDEA ENROLLMENT/POVERTY (611)***	09-2-04410-XXX		
	300	Purchased Services		300	
	395	Sub-Awards/Contracts - $25,000 or less		395	
	396	Sub-Awards/Contracts - in excess of $25,000		396	
	500	Capital Outlay (New Only)		500	
	510	Site Acquisition and Improvements		510	
	520	Building, Acquisition and Improvements		520	
	600	Other Expenses		600	
	4410	***Total Idea Enrollment/Poverty (611)***		***4410***	**0.00**
		(Add 300 through 600)			
5000		**FUNCTION - DEBT SERVICES**	09-2-05000-XXX		
	607	Repayment of Property Taxes Paid for Revalued Property		607	
	610	Redemption of Principal		610	
	620	Debt Service Interest		620	238,420.00
	690	Other Miscellaneous Expense		690	500.00
	5000	***Total Debt Services***		***5000***	**238,920.00**
		(Add 607 through 690)			
8000		**TRANSFERS**	09-2-08000-XXX		
	755	Transfers To the General Fund		755	
20500		***TOTAL DISBURSEMENTS***	*09-2-20500-000*		238,920.00
		(Add 2515, 4410, 5000 and 8000:755)			
99200		**BONDS OUTSTANDING AT END OF YEAR**	*09-2-99200-000*		4,585,000.00

SUMMARY OF CASH BALANCE

COH	**Cash On Hand - Beginning Balance**	**09-0-COH -BEG**	2,769,624.71
TREAS	**Cash At County Treasurers - Beginning Balance**	**09-0-TREAS -BEG**	79,076.25
COH	**Cash On Hand - Ending Balance**	**09-0-COH -END**	3,239,501.34
TREAS	**Cash At County Treasurers - Ending Balance**	**09-0-TREAS -END**	105,975.47

COOPERATIVE FUND

NDE 03-036
Due Date 11/1/2018

County-District Number: 19-0123-000

RECEIPTS

1000	**LOCAL RECEIPTS**	10-1-XXXXX-000		
1210	Tuition Received from Other Districts (Regular Education)		1210	50,932.25
1230	Tuition Received from Other Districts (Special Education)		1230	
1235	Tuition Received from Other Districts (Pre-School Special Education)		1235	
1925	Categorical Grants from Corporations & Other Private Interests		1925	
1990	Other Local Receipts		1990	
1000	***Total Local Receipts***		*1000*	50,932.25
	(Add 1210 through 1990)			
3000	**STATE RECEIPTS**	10-1-XXXXX-000		
3120	Special Education Programs (School Age)		3120	
3125	Special Education Transportation (School Age)		3125	
3135	Payments for High Ability Learners		3135	
3165	Flex Funding: Birth to Age 5 Support Services (State)		3165	
3166	Flex Funding: School Age Support Services (State)		3166	
3175	Adult Basic Education		3175	
3400	Categorical Grants from Corporations & Other Private Interests		3400	
3500	State Categorical Programs		3500	
3990	Other State Receipts		3990	
3000	***Total State Receipts***		*3000*	0.00
	(Add 3120 through 3990)			
4000	**FEDERAL RECEIPTS**	10-1-XXXXX-000		
4200	Title I, Part A ESEA/ESSA Improving Basic Programs Operated by LEA		4200	
4210	Title I ESEA/ESSA Improving Basic Programs Accountability		4210	
4215	Title I, Part 1003G School Improvement Grants		4215	
4230	Title I, Part D, Subpart 2 ESEA/ESSA Prevention & Intervention Programs for Neglected/Delinquent/At-Risk Youth		4230	
4310	Title II, Part A ESEA/ESSA Supporting Effective Instruction		4310	
4315	Title II, Part B NCLB Math & Science Partnerships		4315	
4330	Title VI Part B REAP (Rural Low Income Schools Grants - from NDE)		4330	
4404	IDEA Part B (611) Base Allocation		4404	
4405	IDEA Part B Supplemental Payments		4405	
4406	IDEA Preschool (619) Base/Enrollment/Poverty (619)		4406	
4410	IDEA Enrollment/Poverty		4410	
4411	IDEA Part B Early Intervening Services		4411	
4412	IDEA Part B Proportionate Share		4412	
4414	IDEA Part C		4414	
4415	IDEA Special Projects		4415	
4417	IDEA SPED Transitions		4417	
4450	Medicaid In Public Schools		4450	
4690	Other Federal Non-Categorical Receipts		4690	
4700	Federal Vocational & Applied Technology Education (Carl Perkins)		4700	
4910	Indian Education		4910	
4915	Title I, Part C ESEA/ESSA Education of Migratory Children		4915	
4925	Title III Part A ESEA/ESSA English Language Acquisition, Language Enhancement & Academic Achievement		4925	
4926	Title III NCLB Immigrant Education		4926	
4940	Head Start		4940	
4968	Title IV, Part B ESEA/ESSA 21st Century Community Learning Centers		4968	
4980	Adult Basic Education		4980	
4990	Other Federal Categorical Receipts		4990	
4992	REAP (Small Rural School Achievement Grants from U.S. Dept. of Ed)		4992	
4000	***Total Federal Programs***		*4000*	0.00
	(Add 4200 through 4992)			
5000	**NON-REVENUE RECEIPTS**	10-1-XXXXX-000		
5400	Sale of Property		5400	
5610	Cash Balance from Dissolved/Merged Districts		5610	
5690	Other Non-Revenue Receipts		5690	25,000.00
5000	***Total Non-Revenue Receipts***		*5000*	25,000.00
	(Add 5400 through 5690)			
10000	***GRAND TOTAL OF ALL RECEIPTS***		*10000*	75,932.25
	(Add 1000, 3000, 4000 and 5000)			

COOPERATIVE FUND

NDE 03-036
Due Date 11/1/2018

County-District Number: 19-0123-000

DISBURSEMENTS

1000	ALL INSTRUCTION			
1100	**REGULAR INSTRUCTIONAL PROGRAMS**	10-2-01100-XXX		
110	Salary - Teachers		110	
120	Salary - Substitutes		120	
140	Salary - Clerical and Paraprofessional Staff		140	41,586.33
161	Salary - Classroom Management		161	
200	Employee Benefits		200	7,201.30
221	Increased Retirement Contribution Rate		221	
284	Early Retirement or Termination		284	
285	Voluntary Terminations		285	
300	Purchased Services		300	
400	Supplies and Materials		400	
420	Textbooks		420	
425	E-Books		425	
500	Capital Outlay		500	
600	Other Expenses		600	
1100	***Total Regular Instructional Programs*** **(Add 110 through 600)**		***1100***	**48,787.63**
1115	**CAREER ACADEMY PROGRAMS (RULE 47)**	10-2-01115-XXX		
110	Salary - Teachers		110	
120	Salary - Substitutes		120	
140	Salary - Clerical and Paraprofessional Staff		140	
161	Salary - Classroom Management		161	
200	Employee Benefits		200	
221	Increased Retirement Contribution Rate		221	
284	Early Retirement or Termination		284	
285	Voluntary Terminations		285	
300	Purchased Services		300	
400	Supplies and Materials		400	
420	Textbooks		420	
425	E-Books		425	
500	Capital Outlay		500	
600	Other Expenses		600	
1115	***Total Career Academy Programs (Rule 47)*** **(Add 110 through 600)**		***1115***	**0.00**
1125	**REGULAR INSTRUCTIONAL PROGRAMS SCHOOL AGE (FLEX-SPENDING)**	10-2-01125-XXX		
110	Salary - Teachers		110	
120	Salary - Substitutes		120	
140	Salary - Clerical and Paraprofessional Staff		140	
161	Salary - Classroom Management		161	
200	Employee Benefits		200	
221	Increased Retirement Contribution Rate		221	
284	Early Retirement or Termination		284	
285	Voluntary Terminations		285	
300	Purchased Services		300	
364	Tuition Paid to Other Districts		364	
400	Supplies and Materials		400	
420	Textbooks		420	
425	E-Books		425	
500	Capital Outlay		500	
600	Other Expenses		600	
1125	***Total Regular Instructional Programs School Age (Flex-Spending)*** *(Add 110 through 600)*		***1125***	**0.00**

COOPERATIVE FUND

County-District Number: 19-0123-000

1150	**LIMITED ENGLISH PROFICIENCY PROGRAMS**	10-2-01150-XXX		
110	Salary - Teachers		110	
120	Salary - Substitutes		120	
140	Salary - Clerical and Paraprofessional Staff		140	
161	Salary - Classroom Management		161	
200	Employee Benefits		200	
221	Increased Retirement Contribution Rate		221	
284	Early Retirement or Termination		284	
285	Voluntary Terminations		285	
300	Purchased Services		300	
364	Tuition Paid to Other Districts		364	
400	Supplies and Materials		400	
420	Textbooks		420	
425	E-Books		425	
500	Capital Outlay		500	
600	Other Expenses		600	
1150	***Total Limited English Proficiency Instructional Programs*** **(Add 110 through 600)**		***1150***	0.00
1160	**POVERTY PROGRAMS**	10-2-01160-XXX		
110	Salary - Teachers		110	
120	Salary - Substitutes		120	
140	Salary - Clerical and Paraprofessional Staff		140	
161	Salary - Classroom Management		161	
200	Employee Benefits		200	
221	Increased Retirement Contribution Rate		221	
284	Early Retirement or Termination		284	
285	Voluntary Terminations		285	
300	Purchased Services		300	
364	Tuition Paid to Other Districts		364	
400	Supplies and Materials		400	
420	Textbooks		420	
425	E-Books		425	
500	Capital Outlay		500	
600	Other Expenses		600	
1160	***Total Poverty Instructional Programs*** **(Add 110 through 600)**		***1160***	0.00
1190	**EARLY CHILDHOOD EDUCATIONAL PROGRAMS**	10-2-01190-XXX		
110	Salary - Teachers		110	
120	Salary - Substitutes		120	
140	Salary - Clerical and Paraprofessional Staff		140	
161	Salary - Classroom Management		161	
200	Employee Benefits		200	
221	Increased Retirement Contribution Rate		221	
284	Early Retirement or Termination		284	
285	Voluntary Terminations		285	
300	Purchased Services		300	
400	Supplies and Materials		400	
420	Textbooks		420	
425	E-Books		425	
500	Capital Outlay		500	
600	Other Expenses		600	
1190	***Total Early Childhood Educational Programs*** **(Add 110 through 600)**		***1190***	0.00

COOPERATIVE FUND

NDE 03-036
Due Date 11/1/2018

County-District Number: 19-0123-000

1200	**SPECIAL EDUCATION INSTRUCTIONAL PROGRAMS**	10-2-01200-XXX		
110	Salary - Teachers		110	
120	Salary - Substitutes		120	
140	Salary - Clerical and Paraprofessional Staff		140	
161	Salary - Classroom Management		161	
200	Employee Benefits		200	
221	Increased Retirement Contribution Rate		221	
284	Early Retirement or Termination		284	
285	Voluntary Terminations		285	
300	Purchased Services		300	
400	Supplies and Materials		400	
420	Textbooks		420	
425	E-Books		425	
500	Capital Outlay		500	
600	Other Expenses		600	
1200	***Total Special Education Instructional Programs (Add 110 through 600)***		***1200***	0.00

1280	**SPECIAL EDUCATION INSTRUCTIONAL PROGRAMS - UNIFIED SPORTS**	10-2-01280-XXX		
110	Salary - Teachers		110	
120	Salary - Substitutes		120	
140	Salary - Clerical and Paraprofessional Staff		140	
161	Salary - Classroom Management		161	
200	Employee Benefits		200	
221	Increased Retirement Contribution Rate		221	
284	Early Retirement or Termination		284	
285	Voluntary Terminations		285	
300	Purchased Services		300	
400	Supplies and Materials		400	
420	Textbooks		420	
425	E-Books		425	
500	Capital Outlay		500	
600	Other Expenses		600	
1280	***Total Special Education Instructional Programs - Unified Sports (Add 110 through 600)***		***1280***	0.00

1291	**SPECIAL EDUCATION INSTRUCTIONAL PROGRAMS - AGES 3-5**	10-2-01291-XXX		
110	Salary - Teachers		110	
120	Salary - Substitutes		120	
140	Salary - Clerical and Paraprofessional Staff		140	
161	Salary - Classroom Management		161	
200	Employee Benefits		200	
221	Increased Retirement Contribution Rate		221	
284	Early Retirement or Termination		284	
285	Voluntary Terminations		285	
300	Purchased Services		300	
400	Supplies and Materials		400	
420	Textbooks		420	
425	E-Books		425	
500	Capital Outlay		500	
600	Other Expenses		600	
1291	***Total Special Education Instructional Programs - Ages 3-5 (Add 110 through 600)***		***1291***	0.00

COOPERATIVE FUND

NDE 03-036
Due Date 11/1/2018

County-District Number: 19-0123-000

1292	**SPECIAL EDUCATION INSTRUCTIONAL PROGRAMS - AGES 0-2**	10-2-01292-XXX	
110	Salary - Teachers	110	
120	Salary - Substitutes	120	
140	Salary - Clerical and Paraprofessional Staff	140	
161	Salary - Classroom Management	161	
200	Employee Benefits	200	
221	Increased Retirement Contribution Rate	221	
284	Early Retirement or Termination	284	
285	Voluntary Terminations	285	
300	Purchased Services	300	
400	Supplies and Materials	400	
420	Textbooks	420	
425	E-Books	425	
500	Capital Outlay	500	
600	Other Expenses	600	
1292	***Total Special Education Instructional Programs - Ages 0-2 (Add 110 through 600)***	*1292*	0.00

		10-2-XXXXX-000	
2100	***Total Support Services - Pupils***	*2100*	59,548.55
2150	***Total Support Services - Pupils - Safety & Security***	*2150*	
2200	***Total Support Services - Staff***	*2200*	
2213	***Total Support Services - School Improvement***	*2213*	
2214	***Total Support Services - Implementation of Standards***	*2214*	
2320	***Total Executive Administration Services***	*2320*	
2330	***Total District Legal Services***	*2330*	
2400	***Total Office of the Principal***	*2400*	
2510	***Total General Administration - Business Services***	*2510*	2,476.75
2520	***Vehicle Acquisition & Maintenance*** *Other than Pupil Transportation Vehicles*	*2520*	
2600	***Support Services - Maintenance and Operation of Building(s) and Site(s)***	*2600*	
2750	***Regular Pupil Transportation***	*2750*	
2760	***School Age Special Education Pupil Transportation***	*2760*	
3000	***Total Community Services***	*3000*	
3400	***Total Categorical Grants from Corporations & Other Private Interests***	*3400*	
3500	***Total State Categorical Programs***	*3500*	

4000	**FEDERAL PROGRAMS**	10-2-XXXXX-000	
4200	Title I, Part A ESEA/ESSA Improving Basic Programs Operated by LEA	4200	
4210	Title I ESEA/ESSA Accountability Improving Basic Programs Accountability	4210	
4215	Title I, Part 1003G School Improvement Grants (SIG)	4215	
4230	Title I, Part D, Subpart 2 ESEA/ESSA Prevention & Intervention Programs for Neglected/Delinquent/At-Risk Youth	4230	
4310	Title II, Part A ESEA/ESSA Supporting Effective Instruction	4310	
4315	Title II, Part B NCLB Math & Science Partnerships	4315	
4330	Title VI REAP (Rural Low Income Schools Grants - from NDE)	4330	
4402	IDEA Part B (611) Base Allocation - Transportation	4402	
4403	IDEA Part B (611) Base Allocation - School Age	4403	
4404	IDEA Part B (611) Base Allocation - Birth Through Age Four	4404	
4405	IDEA Part B Supplemental Payments	4405	
4406	IDEA Preschool (619) Base Allocation	4406	
4407	IDEA Preschool (619) Base Allocation Transportation	4407	
4409	IDEA Enrollment/Poverty (619)	4409	
4410	IDEA Enrollment/Poverty (611)	4410	
4411	IDEA Part B Early Intervening Services	4411	

COOPERATIVE FUND

NDE 03-036
Due Date 11/1/2018

County-District Number: 19-0123-000

4412	IDEA Part B Proportionate Share		4412	
4414	IDEA Part C		4414	
4415	IDEA Special Projects		4415	
4417	IDEA SPED Transitions		4417	
4690	Other Federal Non-Categorical Expenditures		4690	
4700	Federal Vocational & Applied Technology Education (Carl Perkins)		4700	
4910	Indian Education		4910	
4915	Title I, Part C ESEA/ESSA Education of Migratory Children		4915	
4925	Title III Part A ESEA/ESSA English Language Acquisition/Lang Enhancement/Academic Achievement		4925	
4926	Title III ESEA/ESSA Immigrant Education		4926	
4940	Head Start		4940	
4968	Title IV, Part B ESEA/ESSA 21st Century Community Learning Centers		4968	
4980	Adult Basic Education		4980	
4990	Other Federal Categorical Expenditures		4990	
4992	REAP (Small Rural School Achievement Grants - from U.S. Dept. of Ed)		4992	
4000	***Total Federal Programs (Add 4200 through 4992)***		***4000***	0.00
6000	***Total Summer School***		***6000***	
7000	***Total Adult Education***		***7000***	
20500	***TOTAL DISBURSEMENTS***	*10-2-20500-000*		110,812.93

(Add 1100, 1115, 1125, 1150, 1160, 1190, 1195, 1200, 1280, 1291, 1292, 2100, 2150, 2200, 2213, 2214, 2320, 2330, 2400, 2510, 2520, 2600, 2750, 2760, 3000, 3500, 4000, 6000 and 7000)

SUMMARY OF CASH BALANCE

COH	**Cash On Hand - Beginning Balance**	**10-0-COH**	**-BEG**	42,100.28
COH	**Cash On Hand - Ending Balance**	**10-0-COH**	**-END**	7,219.60

STUDENT FEE FUND

NDE 03-036
Due Date 11/1/2018

County-District Number: 19-0123-000

RECEIPTS

1000		**LOCAL RECEIPTS**	12-1-XXXXX-000		
	1410	Interest		1410	
	1741	Extracurricular Activity Fees		1741	31,828.04
	1742	Postsecondary Education Fees		1742	
	1743	Summer or Night School Fees		1743	
	1000	***Total Local Receipts*** **(Add 1410 through 1743)**		*1000*	31,828.04
	10000	***GRAND TOTAL OF ALL RECEIPTS***		*10000*	31,828.04

DISBURSEMENTS

1100		**REGULAR INSTRUCTIONAL PROGRAMS (Night School)**	12-2-01100-XXX		
	110	Salary - Professional Staff		110	
	140	Salary - Clerical Staff		140	
	200	Employee Benefits		200	
	221	Increased Retirement Contribution Rate		221	
	300	Purchased Services		300	
	400	Supplies and Materials		400	
	420	Textbooks		420	
	425	E-Books		425	
	500	Capital Outlay		500	
	600	Other Expenses		600	
	1100	***Total Summer School***		*1100*	0.00
2100		**SUPPORT SERVICES - PUPILS (Extracurricular Activities or Postsecondary Education)**	12-2-02100-XXX		
	300	Purchased Services		300	11,188.00
	400	Supplies and Materials		400	2,677.28
	500	Capital Outlay		500	
	600	Other Expenses		600	3,620.75
	2100	***Total Support Services - Pupils*** ***(Add 300 through 600)***		*2100*	17,486.03
6000		**SUMMER SCHOOL**	12-2-06000-XXX		
	110	Salary - Professional Staff		110	
	140	Salary - Clerical Staff		140	
	200	Employee Benefits		200	
	221	Increased Retirement Contribution Rate		221	
	400	Supplies and Materials		400	
	420	Textbooks		420	
	425	E-Books		425	
	600	Other Expenses		600	
	6000	***Total Summer School*** **(Add 110 through 600)**		*6000*	0.00
20500		***TOTAL DISBURSEMENTS*** ***(Add 1100, 2100 and 6000)***	*12-2-20500-000*		17,486.03

SUMMARY OF CASH BALANCE

	COH	**Cash On Hand - Beginning Balance**	12-0-COH	-BEG	45,464.60
	COH	**Cash On Hand - Ending Balance**	12-0-COH	-END	59,806.61

PER PUPIL INFORMATION

NDE 03-036
Due Date 11/1/2018

County-District Number: 19-0123-000

INSURABLE OR PRESENT VALUE OF THE DISTRICT'S BUILDINGS AND CONTENTS

		00-0-XXXXX-000		
99431	Buildings		99431	56,864,700.00
99441	Contents of Buildings		99441	14,616,500.00
99249	**Total Value of Buildings and Contents**		**99249**	**71,481,200.00**

UNIT (PER PUPIL) COSTS

		00-0-XXXXX-000		
99810	Average Daily Attendance [All Grades K & Up]		99810	1,736.70
99820	Average Daily Membership [All Grades K & Up]		99820	1,845.72
99821	Indicate the Amount of ADM that is Elementary		99821	1,003.71
99822	Indicate the Amount of ADM that is Secondary		99822	842.01
20200	Total Adjusted Current Expense *[Page 12, 20200]*		20200	17,407,545.49
99830	Annual Depreciation of Buildings & Contents *[99249 x 3%]*		99830	2,144,436.00
99840	Total Annual Costs *[Add 20200 and 99830]*		99840	19,551,981.49
99850	Annual Cost Per Pupil, ADA *[99840 / 99810]*		99850	11,258.12
99860	Annual Cost Per Pupil, ADM *[99840 / 99820]*		99860	10,593.15

ADJUSTED PER PUPIL COST INFORMATION

		00-0-XXXXX-000		
1100	Total Non-Special Education Programs *[General Fund (GF) Expenditure Function 1100]*		1100	8,235,546.34
1115	Total Career Academy Programs (Rule 47) *[General Fund (GF) Expenditure Function 1115]*		1115	0.00
1125	Total Regular Instructional Programs School Age Flex *[GF Expenditure Function 1125]*		1125	106,587.33
1150	Total Limited English Proficiency Programs *[GF Expenditure Function 1150]*		1150	868,275.26
1160	Total Poverty Programs *[GF Expenditure Function 1160]*		1160	1,452,183.95
1200	Total Special Education Programs *[GF Expenditure Function 1200]*		1200	2,081,966.30
1280	Total Special Education Programs - Unified Sports [GF Expenditure Function 1280]		1280	0.00
6000	Total Summer School Programs *[GF Expenditure Function 6000]*		6000	15,821.84
1000	All Instruction *[Add 1100, 1115, 1125, 1150, 1160, 1200, 1280 and 6000]*		1000	12,760,381.02
1001	Indicate the Amount of 1000 that is Elementary		1001	6,266,076.89
1002	Indicate the Amount of 1000 that is Secondary		1002	6,494,304.13

SCHUYLER COMMUNITY SCHOOLS
DISTRICT NO. 123, COLFAX COUNTY
SCHUYLER, NEBRASKA

ANNUAL FINANCIAL STATEMENTS
AND ACCOMPANYING
INDEPENDENT AUDITOR'S REPORTS

AUGUST 31, 2018

TABLE OF CONTENTS

	Page
INDEPENDENT AUDITOR'S REPORT	1-3
FINANCIAL STATEMENTS – MODIFIED CASH BASIS:	
Government-Wide Financial Statements:	
Statement of Net Position – Modified Cash Basis	4
Statement of Activities – Modified Cash Basis	5
Fund Financial Statements:	
Statement of Assets and Fund Balances – Modified Cash Basis – Governmental Funds	6-7
Statement of Receipts, Disbursements and Changes in Fund Balances – Modified Cash Basis – Governmental Funds	8-9
Notes to Financial Statements – Modified Cash Basis	10-23
SUPPLEMENTARY INFORMATION:	
Budgetary Comparison Schedule – Modified Cash Basis – (Unaudited)	
General Fund	24-25
Depreciation Fund	26
Employee Benefit Fund	27
Cooperative Fund	28
Activities Fund	29
School Nutrition Fund	30
Student Fee Fund	31
Special Building Fund	32
Qualified Capital Purpose Undertaking Fund	33
Bond Fund	34
Note to Supplementary Information	35

TABLE OF CONTENTS - CONTINUED

	Page
Combining Schedule of Assets and Fund Balance – Modified Cash Basis	36
Combining Schedule of Receipts, Disbursements and Changes in in Fund Balance – Modified Cash Basis	37
Management's Discussion and Analysis (unaudited)	38-42
SINGLE AUDIT REPORTS	
Independent Auditor's Report on Internal Control Over Financial Reporting and on Compliance and Other Matters Based on an Audit of Financial Statements Performed in Accordance With Government Auditing Standards	43-44
Independent Auditor's Report on Compliance For Each Major Program and on Internal Control Over Compliance Required by the Uniform Guidance	45-46
Schedule of Expenditures of Federal Awards	47
Notes to Schedule of Expenditures of Federal Awards	48
Schedule of Findings and Questioned Costs	49-50
Summary Schedule of Prior Audit Findings	51
Corrective Action Plan	52-53

PEKNY & ASSOCIATES, CPA'S, PC

2458 18th Avenue
Columbus, NE 68601
402-564-7138
FAX 402-564-7139

200 E. 12th Street
Schuyler, NE 68661
402-352-8898
FAX 402-352-8741

INDEPENDENT AUDITOR'S REPORT

Board of Education
Schuyler Community Schools
District No. 123, Colfax County
Schuyler, Nebraska

Report on the Financial Statements

We have audited the accompanying modified cash basis financial statements of the governmental activities and each major fund of Schuyler Community Schools, District No. 123, Schuyler, Nebraska (the "District"), as of and for the year ended August 31, 2018, and the related notes to the financial statements, which collectively comprise the District's financial statements as listed in the table of contents.

Management's Responsibility for the Financial Statements

Management is responsible for the preparation and fair presentation of these financial statements in accordance with the modified cash basis of accounting as described in Note 1; this includes determining that the modified cash basis of accounting is an acceptable basis for the preparation of the financial statements in the circumstances. Management is also responsible for the design, implementation, and maintenance of internal control relevant to the preparation and fair presentation of financial statements that are free from material misstatement, whether due to fraud or error.

Auditor's Responsibility

Our responsibility is to express opinions on these financial statements based on our audit. We conducted our audit in accordance with auditing standards generally accepted in the United States of America and the standards applicable to financial audits contained in *Government Auditing Standards,* issued by the Comptroller General of the United States. Those standards require that we plan and perform the audit to obtain reasonable assurance about whether the financial statements are free of material misstatement.

An audit involves performing procedures to obtain audit evidence about the amounts and disclosures in the financial statements. The procedures selected depend on the auditor's judgment, including the assessment of the risk of material misstatement of the financial statements, whether due to fraud or error. In making those risk assessments, the auditor considers internal control relevant to the entity's preparation and fair presentation of the financial statements in order to

design audit procedures that are appropriate in the circumstances, but not for the purpose of expressing an opinion on the effectiveness of the entity's internal control. Accordingly, we express no such opinion. An audit also includes evaluating the appropriateness of accounting policies used and the reasonableness of significant accounting estimates made by management, as well as evaluating the overall financial statement presentation.

We believe that the audit evidence we have obtained is sufficient and appropriate to provide a reasonable basis for our audit opinions.

Opinions

In our opinion, the financial statements referred to above present fairly, in all material respects, the respective modified cash basis financial position of the governmental activities and each major fund of the District as of August 31, 2018, and the respective changes in modified cash financial position for the year then ended in accordance with the modified cash basis of accounting described in Note 1.

Basis of Accounting

We draw attention to Note 1 of the financial statements, which describes the basis of accounting. The financial statements are prepared on the modified cash basis of accounting, which is a basis of accounting other than accounting principles generally accepted in the United States of America. Our opinions are not modified with respect to this matter.

Other Matters

Other Information

Our audit was conducted for the purpose of forming opinions on the financial statements that collectively compromise Schuyler Community Schools, District No. 123, Schuyler, Nebraska's financial statements. Management's Discussion and Analysis (pages 38 through 42), the budgetary comparison schedules (pages 24 through 34), and the combining fund financial statements (pages 36 through 37) are presented for purposes of additional analysis and are not a required part of the financial statements. The schedule of expenditures for federal awards is presented for the purposes of additional analysis as required by U.S. Office of Management and the audit requirements of Title 2 U.S. *Code of Federal Regulations part 200, Uniform Administrative Requirements, Cost Principles, an Audit Requirements for Federal Awards* (Uniform Guidance), and is also not a required part of the financial statements.

The schedule of expenditures of federal awards and the combining fund financial statements are the responsibility of management and were derived from and relate directly to the underlying accounting and other records used to prepare the financial statements. Such information has been subjected to the auditing procedures applied in the audit of the financial statements and certain additional procedures, including comparing and reconciling such information directly to the underlying accounting and other records used to prepare the financial statements or to the financial

statements themselves, and other additional procedures in accordance with auditing standards generally accepted in the United States of America. In our opinion, the information is fairly stated in all material respects in relation to the financial statements as a whole.

Management's Discussion and Analysis and the budgetary comparison schedules have not been subjected to the auditing procedures applied in the audit of the financial statements and, accordingly, we do not express an opinion or provide any assurance on them.

Other Reporting Required by Government Auditing Standards

In accordance with *Government Auditing Standards*, we have also issued our report dated November 5, 2018, on our consideration of the District's internal control over financial reporting and on our tests of its compliance with certain provisions of laws, regulations, contracts, and grant agreements and other matters.

The purpose of that report is to describe the scope of our testing of internal control over financial reporting and compliance and the results of that testing, and not to provide an opinion on the internal control over financial reporting or on compliance. That report is an integral part of an audit performed in accordance with *Government Auditing Standards* in considering Schuyler Community Schools, District No. 123, Schuyler, Nebraska's internal control over financial reporting and compliance.

Pekny & Associates, CPA's, PC

Pekny & Associates, CPA's, PC
November 5, 2018

SCHUYLER COMMUNITY SCHOOLS
DISTRICT NO. 123, COLFAX COUNTY
SCHUYLER, NEBRASKA

STATEMENT OF NET POSITION - MODIFIED CASH BASIS

AUGUST 31, 2018

	Governmental Activities	Total Activities
ASSETS		
Cash and cash equivalents	$ 7,489,219	$ 7,489,219
Cash with county treasurers	3,299,390	3,299,390
Investments	-	-
Total Assets	$ 10,788,609	$ 10,788,609
NET POSITION		
Restricted:	$ 4,423,132	$ 4,423,132
Unrestricted:	6,365,477	6,365,477
Total Net Position	$ 10,788,609	$ 10,788,609

See Accompanying Auditor's Report and Notes to Financial Statements

SCHUYLER COMMUNITY SCHOOLS
DISTRICT NO. 123, COLFAX COUNTY
SCHUYLER, NEBRASKA

STATEMENT OF ACTIVITIES - MODIFIED CASH BASIS

FOR THE YEAR ENDED AUGUST 31, 2018

	Cash Disbursements	Program cash receipts: Charges for Services	Program cash receipts: Operating Grants and Contributions	Program cash receipts: Capital Grants and Contributions	Net (Disbursements) Receipts and Changes in Net Position
Governmental activities:					
Regular instructional programs	$ 8,390,921	$ 31,828	$ 10,730	$ -	$ (8,348,363)
Limited english proficiency programs	868,275	-	-	-	(868,275)
Poverty programs	1,452,184	-	-	-	(1,452,184)
Early childhood educational programs	524,490	-	348,806	-	(175,684)
Special education programs	2,081,966	-	816,695	-	(1,265,271)
Early childhood special education programs	139,009	-	-	-	(139,009)
Support services - pupils	666,382	-	-	-	(666,382)
Safety & security	4,016	-	-	-	(4,016)
Support services - staff	569,672	-	-	-	(569,672)
School Improvement	44,558	-	-	-	(44,558)
Implementation of standards	28,744	-	-	-	(28,744)
Board of education	59,018	-	-	-	(59,018)
Executive administration services	334,932	-	-	-	(334,932)
Office of the principal	972,226	-	-	-	(972,226)
Support services - business	563,892	-	-	-	(563,892)
Vehicle acquisition and maintenance	19,725	-	-	-	(19,725)
Support services - building(s) and site(s)	2,846,361	-	-	-	(2,846,361)
Support services - pupil transportation	67,106	-	-	-	(67,106)
Support services - pupil transportation sp ed	5,812	-	-	-	(5,812)
Community services	108,129	-	-	-	(108,129)
Categorical grants from corporations	2,500	-		2,500	-
State categorical programs	305,736	-	-	-	(305,736)
Federal programs	2,814,620	-	3,714,415	-	899,795
Summer school	15,822	-	-	-	(15,822)
Debt service fees	9,980	-	-	-	(9,980)
Redemption of principal	330,000	-	-	-	(330,000)
Interest	361,358	-	-	-	(361,358)
County fines	-	124,331	-	-	124,331
School activities	478,649	-	-	-	(478,649)
School nutrition	164,189	177,993	8,467	-	22,271
Total governmental activities	$ 24,230,272	$ 334,152	$ 4,899,113	$ 2,500	(18,994,507)
General receipts:					
Taxes					14,743,637
Local receipts					679,022
Restricted interest					23,610
Unrestricted interest					38,009
County & ESU receipts					1,425
State receipts					4,124,422
Non-revenue receipts					2,375
Insurance proceeds					13,442
Sale of capital assets					44,000
Total general receipts					19,669,942
Change in net position					675,435
Net position - beginning of year					10,113,174
Net position - end of year					$ 10,788,609

See Accompanying Auditor's Report and Notes to Financial Statements

SCHUYLER COMMUNITY SCHOOLS
DISTRICT NO. 123, COLFAX COUNTY
SCHUYLER, NEBRASKA

STATEMENT OF ASSETS AND FUND BALANCES
MODIFIED CASH BASIS - GOVERNMENTAL FUNDS

FOR THE YEAR ENDED AUGUST 31, 2018

		Special Revenue Fund	
	General	Activities	School Nutrition
ASSETS			
Cash and cash equivalents	$ 3,003,597	$ 358,168	$ 153,685
Cash with county treasurers	3,003,712	-	-
Investments	-	-	-
Total receipts	$ 6,007,309	$ 358,168	$ 153,685
FUND BALANCES			
Restricted	$ -	$ -	$ 153,685
Commited	7,220	-	-
Assigned	357,417	358,168	-
Unassigned	5,642,672	-	-
Total Fund Balance	$ 6,007,309	$ 358,168	$ 153,685

See Accompanying Auditor's Report and Notes to Financial Statements

SCHUYLER COMMUNITY SCHOOLS
DISTRICT NO. 123, COLFAX COUNTY
SCHUYLER, NEBRASKA

STATEMENT OF ASSETS AND FUND BALANCES
MODIFIED CASH BASIS - GOVERNMENTAL FUNDS

FOR THE YEAR ENDED AUGUST 31, 2018

Special Revenue Fund	Capital Projects Funds		Debt Service Fund	
Student Fee	Special Building	Qualified Capital Purpose Undertaking	Bond	Governmental Funds
$ 59,807	$ 67,862	$ 3,239,502	$ 606,598	$ 7,489,219
-	83,849	105,975	105,854	3,299,390
-	-	-	-	-
$ 59,807	$ 151,711	$ 3,345,477	$ 712,452	$ 10,788,609
$ 59,807	$ 151,711	$ 3,345,477	$ 712,452	$ 4,423,132
-	-	-	-	7,220
-	-	-	-	715,585
-	-	-	-	5,642,672
$ 59,807	$ 151,711	$ 3,345,477	$ 712,452	$ 10,788,609

See Accompanying Auditor's Report and Notes to Financial Statements

SCHUYLER COMMUNITY SCHOOLS
DISTRICT NO. 123, COLFAX COUNTY
SCHUYLER, NEBRASKA

STATEMENT OF RECEIPTS, DISBURSEMENTS, AND CHANGES IN FUND BALANCES
MODIFIED CASH BASIS - GOVERNMENTAL FUNDS

FOR THE YEAR ENDED AUGUST 31, 2018

		Special Revenue Fund	
	General	Activities	School Nutrition
RECEIPTS			
Taxes	$ 13,439,244	$ -	$ -
Local receipts	57,657	483,096	177,993
Restricted Interest	-	-	-
Unrestricted Interest	37,426	365	218
County receipts	125,756	-	-
State receipts	5,199,173	-	8,467
Federal receipts	2,568,965	-	922,766
Non-revenue receipts	13,778	-	2,039
Total receipts	21,441,999	483,461	1,111,483
DISBURSEMENTS			
Instructional programs	8,390,921	-	-
Limited english proficiency programs	868,275	-	-
Poverty programs	1,452,184	-	-
Early childhood educational programs	524,490	-	-
Special education instructional programs	2,081,966	-	-
Early childhood special education instructional programs	139,009	-	-
Support services - pupils	648,896	478,649	164,189
Safety & security	4,016	-	-
Support services - staff	569,672	-	-
School improvement	44,558	-	-
Implementation of standards	28,744	-	-
Board of education	59,018	-	-
Executive administration services	334,932	-	-
Office of the principal	972,226	-	-
Support services - business	563,892	-	-
Vehicle acquisition and maintenance	19,725	-	-
Support services - building(s) and site(s)	1,738,498	-	-
Support services - pupil transportation	67,106	-	-
Support services - pupil transportation special education	5,812	-	-
Community services	108,129	-	-
Categorical grants from corporations	2,500	-	-
State categorical programs	305,736	-	-
Federal programs	1,891,854	-	922,766
Summer school	15,822	-	-
Debt services / Fees	8,980	-	-
Redemption of principal	-	-	-
Interest	-	-	-
Total disbursements	20,846,961	478,649	1,086,955
Excess (deficiency) of receipts over disbursements before other financing sources/ (uses)	595,038	4,812	24,528
OTHER FINANCING SOURCES/(USES)			
Transfers from other funds	110,641	-	-
Transfers to other funds	(110,641)	-	-
Net change in fund balance	595,038	4,812	24,528
Fund balance - beginning of year	5,412,271	353,356	129,157
Fund balance - end of year	$ 6,007,309	$ 358,168	$ 153,685

See Accompanying Auditor's Report and Notes to Financial Statements

SCHUYLER COMMUNITY SCHOOLS
DISTRICT NO. 123, COLFAX COUNTY
SCHUYLER, NEBRASKA

STATEMENT OF RECEIPTS, DISBURSEMENTS, AND CHANGES IN FUND BALANCES
MODIFIED CASH BASIS - GOVERNMENTAL FUNDS

FOR THE YEAR ENDED AUGUST 31, 2018

Special Revenue Fund	Capital Projects Funds		Debt Service Fund	
Student Fee	Special Building	Qualified Capital Purpose Undertaking	Bond	Governmental Funds
$ -	$ 393,807	$ 456,347	$ 454,239	$ 14,743,637
31,828	140,769	-	-	891,343
-	2,007	20,374	1,229	23,610
-	-	-	-	38,009
-	-	-	-	125,756
-	28,934	36,291	36,255	5,309,120
-	-	222,684	-	3,714,415
-	44,000	-	-	59,817
31,828	609,517	735,696	491,723	24,905,707
-	-	-	-	8,390,921
-	-	-	-	868,275
-	-	-	-	1,452,184
-	-	-	-	524,490
-	-	-	-	2,081,966
-	-	-	-	139,009
17,486	-	-	-	1,309,220
-	-	-	-	4,016
-	-	-	-	569,672
-	-	-	-	44,558
-	-	-	-	28,744
-	-	-	-	59,018
-	-	-	-	334,932
-	-	-	-	972,226
-	-	-	-	563,892
-	-	-	-	19,725
-	1,107,863	-	-	2,846,361
-	-	-	-	67,106
-	-	-	-	5,812
-	-	-	-	108,129
-	-	-	-	2,500
-	-	-	-	305,736
-	-	-	-	2,814,620
-	-	-	-	15,822
-	-	500	500	9,980
-	-	-	330,000	330,000
-	-	238,420	122,938	361,358
17,486	1,107,863	238,920	453,438	24,230,272
14,342	(498,346)	496,776	38,285	675,435
-	-	-	-	110,641
-	-	-	-	(110,641)
14,342	(498,346)	496,776	38,285	675,435
45,465	650,057	2,848,701	674,167	10,113,174
$ 59,807	$ 151,711	$ 3,345,477	$ 712,452	$ 10,788,609

See Accompanying Auditor's Report and Notes to Financial Statements

SCHUYLER COMMUNITY SCHOOLS
DISTRICT NO. 123, COLFAX COUNTY
SCHUYLER, NEBRASKA

NOTES TO FINANCIAL STATEMENTS
FOR THE YEAR ENDED AUGUST 31, 2018

1. SUMMARY OF SIGNIFICANT ACCOUNTING POLICIES

Organization

Schuyler Community School, District No. 123, Schuyler, Nebraska (the "District") is a tax-exempt political subdivision and a Class 3 school district of the State of Nebraska.

Reporting Entity

The financial statements of the School District include all significant separately administered organizations for which the School District is financially accountable including entities for which the School District is considered to be financially accountable, or for which exclusion would result in the financial statements being misleading or incomplete.

Measurement Focus and Basis of Accounting

Measurement focus is a term used to describe "which" transactions are recorded within the various financial statements. Basis of accounting refers to "when" transactions are recorded, regardless of the measurement focus applied.

Measurement Focus – In both the government-wide financial statements and the fund financial statements, the governmental activities are presented using a modified cash basis measurement focus. Their reported net position/fund balance is considered a measure of "available cash and investments." The operating statements focus on cash received and cash disbursed.

Basis of Accounting – In the government-wide and the fund financial statements, the District prepares its financial statements using the modified cash basis of accounting. Accordingly, revenues are recognized when cash is received by the District or the County Treasurer and expenditures are recognized when cash is disbursed. This basis of accounting has been modified from a pure cash method to include County Treasurer records. This basis is a comprehensive basis of accounting other than accounting principles generally accepted in the United States of America.

The basis of accounting is applied to all transactions, including the disbursements for capital assets, receipts and proceeds from issuance of debt and the retirement of debt.

1. SUMMARY OF SIGNIFICANT ACCOUNTING POLICIES, CONTINUED

Basis of Presentation

Government-Wide Financial Statements – The Statement of Net Position – Modified Cash Basis and Statement of Activities – Modified Cash Basis display information about the reporting government as a whole. They include all funds of the reporting entity. The statements present the District's financial statements as governmental activities. Governmental activities generally are financed through taxes, intergovernmental revenues and other non-exchange revenues. Alternatively, business-type activities are financed in whole or in part by fees charged to external parties for goods or services. The District does not operate any significant business-type activities.

Fund Financial Statements – Fund financial statements of the reporting entity are organized into funds, each of which is considered to be a separate accounting entity. Each fund is accounted for by providing a separate set of self balancing accounts that constitute its assets, liabilities, fund equity, revenues and expenditures/expenses. Funds are organized into three major categories: governmental, proprietary and fiduciary. The District currently has no proprietary or fiduciary funds. An emphasis is placed on major funds within the governmental and fiduciary categories. A fund is considered major if it is the primary operating fund of the District, meets specific criteria set forth by GASB or is designated as a major fund by the Organization's management. In addition to the District's funds meeting the required criteria, the District's management has designated all remaining funds to be presented as major funds for financial reporting purposes.

The funds of the financial reporting entity are described below:

GOVERNMENTAL FUND TYPES

General Fund - The fund is the primary operating fund of the District and is always classified as a major fund. It is used to account for all financing resources except those required to be accounted for in other funds.

The district has 3 additional special revenue funds, employee benefit, coop, and depreciation. However, in accordance with GASB Financial Reporting Standards, these funds have been consolidated into the general fund since their revenues are transfers from the general fund

Special Revenue Fund – These funds are used to account for and report the proceeds of specific revenue sources that are either legally restricted to expenditures for specified purposes or designated to finance particular functions or activities of the District.
The reporting entity includes the following special revenue funds:

1. SUMMARY OF SIGNIFICANT ACCOUNTING POLICIES, CONTINUED

GOVERNMENTAL FUND TYPES, CONTINUED

School Nutrition Fund – This fund accounts for the operations of the District's child nutrition programs.

Activities Fund – This fund is used to account for assets held by the District for various school activities.

Student Fees Fund – This fund is used to account for money collected from students that shall be expended for the purpose for which it was collected from the students.

Capital Projects Funds – These funds are used to account for and report financial resources that are restricted, committed, or assigned to expenditure for capital outlays including the acquisition or construction of capital facilities and other capital assets. The reporting entity includes the following Capital Projects Funds.

Special Building Fund – This fund is used to account for the acquisition, erection, alteration, or improvement of buildings and sites.

Qualified Capital Purpose Undertaking Fund – This fund is for the construction, modification, or renovation of District property in accordance with a qualified purpose. This fund also accounts for the issuance and repayment of Qualified School Construction Bonds.

Debt Service Fund – This fund is used to account for the accumulation of resources for, and the payment of, general long-term obligations principal, interest and related costs.

Bond Fund – This fund accounts for taxes levied and other revenues specifically earmarked for the retirement of bonded indebtedness.

Cash and Cash Equivalents

For the purpose of financial report, "cash and cash equivalents" includes all demand and savings accounts and certificate of deposit or short-term investments with an original maturity of three months or less.

1. SUMMARY OF SIGNIFICANT ACCOUNTING POLICIES, CONTINUED

Equity Classification

Government-Wide Statements:

Equity is classified as net position and displayed in two components:

a. Restricted net position – Consisted of net position with constraints placed on the use either by 1) external groups, such as creditors, grantors, contributors or laws and regulations of other governments; or 2) law through constitutional provisions or enabling legislation.

b. Unrestricted net position – All other amounts that do not meet the definition of "restricted."

It is the District's policy to use restricted net position, prior to the use of unrestricted net position, when an expense is incurred for purposes in which both restricted and unrestricted net positions are available.

Fund Financial Statements:

The governmental fund financial statements present balances based on classifications that comprise a hierarchy that is based primarily on the extent to which the District is bound to honor constraints on the specific purposes for which amounts in the respective governmental funds can be spent. The classifications used in the governmental fund financial statements are as follows:

a. Nonspendable – This classification includes amounts that cannot be spent because they are either (1) not in spendable form or (2) are legally or contractually required to be maintained intact. The District did not have any nonspendable resources as of August 31, 2018.

1. SUMMARY OF SIGNIFICANT ACCOUNTING POLICIES, CONTINUED

b. Restricted – This classification includes amounts for which constraints have been placed on the use of resources either (1) externally imposed by creditors (such as through a debt covenant), grantors, contributors, or laws or regulations of other governments, or (2) imposed by law through constitutional provisions or enabling legislation.

c. Committed – This classification includes amounts that can be used only for specific purposes pursuant to constraints imposed the government itself using its highest level of decision making authority. That constraint can be removed or changed by taking the same action.

d. Assigned – This classification includes amounts that are constrained by the District's intent to be used for a specific purpose. The intent is expressed by the governing body or a body or official authorized by the governing body.

e. Unassigned – This classification is the residual classification for the General Fund and includes all amounts not contained in other classifications.

The district applies restricted resources first when expenditures are incurred for purposes for which either restricted or unrestricted (committed, assigned, and unassigned) amounts are available. Similarly, within unrestricted fund balance, committed amounts are reduced first followed by assigned, and then unassigned amounts when expenditures are incurred for purposes for which amounts in any of the unrestricted fund balance classifications could be used.

Internal and Interfund Balances and Activities

In the process of aggregating the financial information for the government-wide financial statements, some amounts reported as interfund activity and balances in the fund financial statements have been eliminated or reclassified.

1. SUMMARY OF SIGNIFICANT ACCOUNTING POLICIES, CONTINUED

Interfund activity, if any, within and among the governmental fund categories is reported as follows in the fund financial statements:

a. Interfund reimbursements – repayments from funds responsible for certain disbursements to the funds that initially paid for them are not reported as reimbursements but as adjustments to disbursements in the respective funds.
b. Interfund transfers – flow of assets from one fund to another where repayment is not expected are reported as cash receipts and disbursements.

2. BUDGET PROCESS AND PROPERTY TAXES

The District is required by state law to adopt annual budgets for each Fund. Each budget is presented on the modified cash basis of accounting, which is consistent with the requirements of the Nebraska Budget Act.

State Statutes of the Nebraska Budget Act provide the prescribed budget practices and procedures that governing bodies are required to follow. The amounts that may be budgeted for certain specific funds are subject to various expenditures and/or tax levy limitations.

The District follows these procedures in establishing the budgetary data reflected in the accompanying financial statements:

- The Administration of the District prepares a proposed operating budget for the fiscal year commencing the following September 1. The operating budget includes proposed expenditures and the means of financing them.

- Public hearings are conducted at a public meeting to obtain taxpayers comments.

- On or before Sept 20, the budget is legally adopted by the Board of Education through passage of a resolution and is filed with the appropriate agencies.

- Total fund expenditures may not legally exceed total appropriations at the fund level or for "regular education" in the general fund without holding a public budget hearing and obtaining approval from the Board of Education. Appropriations lapse at fiscal year end and any revisions require Board approval.

- The property tax requirement resulting from the budget process is utilized to establish the tax levy in accordance with state statutes, which tax levy attaches as an enforceable lien on property within the District as of December 31. Taxes are due as of that date. One-half of the real estate taxes become delinquent after the following May 1, with the second one-half becoming delinquent after Sept. 1.

3. CASH AND INVESTMENTS

Nebraska Statutes provide that the District may, by and with the consent of the Board of Education of the District, invest the funds of the District in securities, including repurchase agreements, the nature of which individuals of prudence, discretion and intelligence acquire or retain in dealing with the property of another.

At August 31, 2018, the District had bank deposits of $7,703,276, all of which was covered by federal depository insurance and/or collateralized by U.S. Government securities subject to joint custody safe keeping receipts issued by the custodial financial institution, which was not the pledging institution.

4. FUNDS HELD BY COUNTY TREASURER

The following balances were held by the Butler, Colfax and Saunders County Treasurers for the District as of August 31, 2018.

	Butler County	Colfax County	Saunders County	Total
General Fund	$ 283,082	$ 2,719,923	$ 707	$ 3,003,712
Building Fund	8,008	75,821	20	83,849
Bond Fund	10,110	95,719	25	105,854
Qualified Capital Purpose Undertaking Fund	10,122	95,828	25	105,975
TOTALS	$ 311,322	$ 2,987,291	$ 777	$ 3,299,390

6. LONG-TERM DEBT-BONDS

Series 2010 Qualified School Construction Bonds (QSCB) payable in the original amount of $4,585,000 which originated November 10, 2010, were issued for the purpose of building additions to the high school and grade school. No bond principal payments are due for 15 years with the entire balance of $4,585,000 being payable on December 15, 2025. Interest of 5.2% is payable semi-annually on June 15 and December 15, commencing June 15, 2011. The final payment is due December 15, 2025. Under the program, a refundable tax credit is received semi-annually for 15 years from the U.S. Treasury through December 15, 2025. The refundable tax credit amount is determined by the Treasury Department as the lesser of the bond rate as paid or the rate as published in Treasury Department regulations. 4,585,000

Series 2012 General Obligation Refunding Bonds payable in the amount of $6,835,000 were issued April 18, 2012. The purpose of the bonds was to refund the 2007 General Obligation Bonds on December 12, 2012. Principal bond payments are due annually starting on December 15, 2012. Interest rates from 0.30% to 3.00% and interest payments are payable semi-annually on June 15 and December 15, commencing on December 15, 2012. The final payment is due December 15, 2029. 5,110,000

Total Long-Term Debt at August 31, 2018 $ 9,695,000

The following is a summary of bond transactions of the District for the year ended August 31, 2018:

	Series 2012 Refunding Bonds	Series 2010 QSCB
Bonds		
Bonds Payable, Beginning of year	$ 5,440,000	$ 4,585,000
Bonds retired	330,000	-
Bonds Payable, End of year	$ 5,110,000	$ 4,585,000
Interest paid for the year ending August 31, 2018	$ 122,938	$ 238,420
Principal due within 1 year	$ 350,000	$ -

6. LONG-TERM DEBT-BONDS, CONTINUED

Annual future payments for bonds payable for the 2010 Qualified School Construction Bonds at August 31, 2018 are as follows:

August 31,	Principal	Interest Rate	Interest	Total
2019	-	5.20%	238,420	238,420
2020	-	5.20%	238,420	238,420
2021	-	5.20%	238,420	238,420
2022	-	5.20%	238,420	238,420
2023	-	5.20%	238,420	238,420
2024-2026	4,585,000	5.20%	596,050	5,181,050
	$ 4,585,000		$ 1,788,150	$ 6,373,150

Annual future payment for bonds payable for the 2012 General Obligation Refunding Bonds at August 31, 2018 are as follows:

August 31,	Principal	Interest Rate	Interest	Total
2019	350,000	1.30%	119,095	469,095
2020	370,000	1.55%	113,953	483,953
2021	390,000	1.85%	107,478	497,478
2022	415,000	2.00%	99,720	514,720
2023	430,000	2.15%	90,948	520,948
2024-2028	2,290,000	2.35%-2.85%	289,464	2,579,464
2029-2030	865,000	3.00%	23,925	888,925
	$ 5,110,000		$ 844,583	$ 5,954,583

7. SUMMARY OF ALL DEBT

The annual requirements to amortized all long-term notes and bonds debt outstanding at August 31, 2018, including interest payments, are as follows:

August 31,	Principal	Interest	Total Payments
2019	350,000	357,515	707,515
2020	370,000	352,373	722,373
2021	390,000	345,898	735,898
2022	415,000	338,140	753,140
2023	430,000	329,368	759,368
2024-2028	6,875,000	885,514	7,760,514
2029-2030	865,000	23,925	888,925
	$ 9,695,000	$ 2,632,733	$ 12,327,733

9. NEBRASKA SCHOOL EMPLOYEES RETIREMENT SYSTEM

Plan Description. Eligible employees of the Schuyler Community School District are provided with pensions through the Nebraska Public Employees Retirement System (NPERS) – a cost sharing multiple-employer defined benefit pension plan. All regular public school employees in Nebraska, other than those who have their own retirement plans (Class V school districts, Nebraska State Colleges, University of Nebraska, Community Colleges), are members of the plan.

Benefits Provided. NPERS provides retirement and disability benefits to plan members and beneficiaries. The School Employees Retirement Act establishes benefit provisions. Normal retirement is at age 65. The monthly benefit is equal to the greater of the following: 1) the sum of a savings annuity, which is the actuarial equivalent of the member's accumulated contributions and a service annuity equal to $3.50 per year of service; or 2) the average of the three 12-month periods of service as a school employee in which such compensation was the greatest, multiplied by total years of creditable service, multiplied by a formula factor of two percent, and an actuarial factor based on age. Benefit calculations vary with early retirement. Employees' benefits are vested after five years of plan participation or when termination occurs at age 65 or later.

Contributions. The State's contribution is based on an annual actuarial valuation. In addition, the State contributes an amount equal to two percent of the compensation of all members. This contribution is considered a non-employer contribution since school employees are not employees of the State. The employee contribution was equal to 9.78 percent from July 1, 2017 to August 31, 2018. The school district (employer) contribution is 101 percent of the employee contribution. The District's contribution to the Plan for its year ended August 31, 2018 was $1,179,853.

Commitment Related to Proportionate Share of Net Pension Liability. At June 30, 2017 the NPERS, as a whole, reported a total net pension liability of $1,583,766,043 of which the district's share amounted to $9,722,375. Because of the use of a modified cash basis of accounting framework in the preparation of these financial statements, this proportionate share of the NPERS net pension liability is not reported in the District's financial statements as a liability, and is instead disclosed herein as a commitment. In accordance with the modified cash basis of accounting, pension expense or expenditures are only reported when contributions are paid by the District to NPERS.

9. NEBRASKA SCHOOL EMPLOYEES RETIREMENT SYSTEM (CONTINUED)

The NPERS net pension liability was measured as of June 30, 2017, and the total pension liability used to calculate the net pension liability was determined by an actuarial valuation as of that date. The District's proportion of the net pension liability was based on a projection of the District's long-term share of contributions to the pension plan relative to the projected contributions of all participating local governments, actuarially determined. At June 30, 2017, the District's proportion was .509134 percent, which is an increase of .006568 from its proportion measured as of June 30, 2016.

Actuarial assumptions. Actuarial assumptions used in the determination of net pension liability, including mortality rates and life expectancies, long-term expected rate of return, discount rate and sensitivity of the net pension liability to changes in discount rate are available in the separately issued NPERS financial report that can be obtained online at http://www.auditors.nebraska.gov/APA_Reports/2018/SA851-08292018-July_1_2016_through_June_30_2017_School_Employees_Retirement_Plan_Employer_GASB_68_Schedules_Audit_Report.pdf

10. EARLY RETIREMENT INCENTIVE PLAN

- The employee must be fifty-five (55) years of age on or before September 1 of the employee's final contract year and must have at least ten (10) creditable years of service.

The Board of Education shall select up to four (4) eligible employees to participate in the plan each fiscal year. In the event the total number of eligible employees electing for early retirement exceeds four (4) employees, the Board of Education bases their selection of eligible employees based on the following criteria:

- Previous Application Denied
- Highest Salary
- Number of Years of Service
- Tiebreaker (Random Selection)

A qualified certificated employee who has been accepted for participation in the ERIP shall receive the following ERIP benefit during the three (3) fiscal years immediately following the participant's retirement:

- A ten thousand dollar ($10,000) contribution to a Health Reimbursement Account (HRA) to be credited to the employee in three (3) equal installments at the beginning of each of the three (3) fiscal years.

10. EARLY RETIREMENT INCENTIVE PLAN (CONTINUED)

- A non-elective contribution to a 403(b) annuity or custodial account selected by the participant in an amount equal to two percent (2%) of his/her schedule salary at the 1.0 Full Time Equivalent (FTE) during the employee's final contract year multiplied by the number of years of creditable services with the District, up to a maximum of twenty-five thousand dollars ($25,000). The contribution shall be paid in six (6) installments of the three (3) fiscal years.

During the fiscal year ended August 31, 2018, the District paid $67,173 from the General Fund for the early retirement incentive plan. The total future payments required to be paid under the ERIP is $93,166.

11. COMMITMENTS AND CONTINGENCIES

Grant Program Involvement

The District participates in a number of state and federally assisted programs. These programs are subject to financial and compliance audits of various agencies and departments, many of which have not yet been performed. The District's management believes that the amount of expenditures, if any, which may be disallowed by the granting agencies, would not be significant.

Compensated Absences

As a result of the District's use of the modified cash basis of accounting, accrued liabilities related to compensated absences (sick and vacation leave) and any employer-related costs earned and unpaid, are not reflected in the government-wide or fund financial statements.

12. TAX ABATEMENTS

The District is subject to tax abatements granted by Schuyler Community Redevelopment Authority (CRA), a component unit of the city of Schuyler, who has entered into tax increment financing (TIF) agreements with various redevelopers. This TIF program has the stated purpose of increasing business activity and employment in the community.

Under the TIF program, redevelopers can apply for TIF financing whereby the property tax they pay on the increased valuation of property under a TIF agreement is returned to the redeveloper by the CRA to finance the project for a period of up to 15 years.

Information relevant to the abatement impacting the District for the year ended August 31, 2018 is as follows:

Tax Abatement Program	Amount Abated During the Year
Tax Increment Financing	$23,637

13. RISK MANAGEMENT

The District is exposed to various risks of loss related to torts; theft of, damage to, and destruction of assets; errors and omissions; injuries to employees; and natural disasters. During the year, the District carried commercial insurance. Settled claims resulting from these risks have not exceeded commercial insurance coverage in any of the past three fiscal years.

14. SUBSEQUENT EVENTS

Subsequent events have been evaluated through November 5, 2018, which is the date the financial statements were available to be issued.

SCHUYLER COMMUNITY SCHOOLS
DISTRICT NO. 123, COLFAX COUNTY
SCHUYLER, NEBRASKA

BUDGETARY COMPARISON SCHEDULE - MODIFIED CASH BASIS
GENERAL FUND (UNAUDITED)

FOR THE YEAR ENDED AUGUST 31, 2018

	Original Budget	Final Budget	Actual	Variance with Budget Favorable (Unfavorable)
Budgetary fund balance, September 1, 2017			$ 4,651,308	
Receipts:				
Local receipts:				
Local property taxes	$ 13,928,040	$ 13,928,040	12,876,677	$ (1,051,363)
Carline tax	15,000	15,000	37,436	22,436
Public power district sales tax	10,000	10,000	-	(10,000)
Motor vehicle taxes	490,000	490,000	525,131	35,131
Interest	-	-	34,829	34,829
Local license fees	20,000	20,000	4,135	(15,865)
Community service activities	2,500	2,500	-	(2,500)
Categorical grants from corporations & other private interests	-	-	2,590	2,590
Other local receipts	4,500	4,500	-	(4,500)
	14,470,040	14,470,040	13,480,798	(989,242)
County receipts:				
County fines and license fees	110,000	110,000	124,331	14,331
ESU receipts	-	-	1,425	1,425
	110,000	110,000	125,756	15,756
State receipts:				
State aid	2,740,194	2,740,194	2,740,194	-
Special education programs	618,000	618,000	815,152	197,152
Special education transportation	2,000	2,000	1,543	(457)
Homestead exemption	-	-	122,400	122,400
Property tax credit	-	-	350,165	350,165
Personal property tax credit	-	-	501,458	501,458
Personal property tax credit - railroads & public service	-	-	6,755	6,755
Payments for high ability learners	10,000	10,000	10,730	730
Pro-rate motor vehicle	27,000	27,000	30,242	3,242
State apportionment	267,000	267,000	269,190	2,190
State categorical programs	129,000	129,000	-	(129,000)
Early childhood endowment grants	-	-	348,806	348,806
Other state receipts	2,000	2,000	2,539	539
	3,795,194	3,795,194	5,199,173	1,403,979
Federal receipts:				
Title I, (includes NCLB Title I)	950,000	1,000,000	1,616,495	616,495
Title II, Part A NCLB teacher quality grants	30,000	30,000	30,015	15
IDEA Part B special education	-	-	92,631	92,631
IDEA preschool	-	-	4,314	4,314
IDEA enrollment/poverty	325,000	325,000	234,568	(90,432)
IDEA Part B early intervening services	-	-	117,267	117,267
IDEA Part B proportionate share	-	-	3,816	3,816
MEDICAID in public schools	10,000	10,000	3,001	(6,999)
MEDICAID administrative activities (MAAPS)	30,000	30,000	8,500	(21,500)
Federal vocational & applied technology education (Carl Perkins)	1,000	1,000	1,704	704
Universal service fund (E-rate)	-	-	57,054	57,054
Title III NCLB limited english proficient grant	-	-	133,938	133,938
Title III NCLB immigrant education	-	-	9,807	9,807
Other federal categorical receipts	325,000	325,000	255,855	(69,145)
	1,671,000	1,721,000	2,568,965	847,965

See Notes to Supplementary Information Budgetary Comparison Schedule

SCHUYLER COMMUNITY SCHOOLS
DISTRICT NO. 123, COLFAX COUNTY
SCHUYLER, NEBRASKA

BUDGETARY COMPARISON SCHEDULE - MODIFIED CASH BASIS
GENERAL FUND (UNAUDITED)

FOR THE YEAR ENDED AUGUST 31, 2018

	Original Budget	Final Budget	Actual	Variance with Budget Favorable (Unfavorable)
Receipts (continued):				
Non-revenue receipts:				
Insurance adjustments	-	-	13,442	13,442
Other non-revenue receipts	-	-	336	336
	-	-	13,778	13,778
Total receipts	20,046,234	20,096,234	21,388,470	1,292,236
Disbursements:				
Regular instructional programs	11,712,000	11,762,000	8,342,133	3,419,867
Limited english proficiency programs	-	-	868,275	(868,275)
Poverty programs	-	-	1,452,184	(1,452,184)
Early childhood educational programs	-	-	524,490	(524,490)
Special education instructional programs	1,007,005	1,007,005	2,081,966	(1,074,961)
Early childhood special education instructional programs	-	-	139,009	(139,009)
Support services - pupils	899,000	899,000	614,347	284,653
Safety & Security	-	-	4,016	(4,016)
Support services - staff	612,415	612,415	569,672	42,743
School improvement	-	-	44,558	(44,558)
Implementation of standards	-	-	28,744	(28,744)
Board of education	66,919	66,919	59,018	7,901
Executive administration services	408,721	408,721	420,572	(11,851)
District Legal Service	2,000	2,000	-	2,000
Office of the principal	801,059	801,059	972,226	(171,167)
General administration - business services	134,800	134,800	111,733	23,067
Vehicle acquisition and maintenance	36,400	36,400	19,725	16,675
Support services - building(s) and site(s)	1,619,256	1,619,256	1,738,498	(119,242)
Support services - pupil transportation	68,760	68,760	67,106	1,654
School age special education pupil transportation	2,560	2,560	5,812	(3,252)
Community services	40,000	40,000	108,129	(68,129)
Categorical grants from corporations	-	-	2,500	(2,500)
State categorical programs	385,400	385,400	305,736	79,664
Federal programs	2,180,100	2,180,100	1,891,854	288,246
Debt services	232,500	232,500	8,980	223,520
Summer school	42,000	42,000	15,822	26,178
Transfers	100,000	100,000	-	100,000
Total disbursements	20,350,895	20,400,895	20,397,106	3,789
Excess (deficiency) of receipts over disbursements	$ (304,661)	$ (304,661)	991,364	$ 1,296,025
Budgetary fund balance, August 31, 2018			$ 5,642,672	

See Notes to Supplementary Information Budgetary Comparison Schedule

SCHUYLER COMMUNITY SCHOOLS
DISTRICT NO. 123, COLFAX COUNTY
SCHUYLER, NEBRASKA

BUDGETARY COMPARISON SCHEDULE - MODIFIED CASH BASIS
DEPRECIATION FUND (UNAUDITED)

FOR THE YEAR ENDED AUGUST 31, 2018

	Original & Final Budget	Actual	Variance with Budget Favorable (Unfavorable)
Budgetary fund balance, September 1, 2017		$ 658,261	
Receipts:			
Local receipts:			
Interest	$ -	2,534	$ 2,534
	-	2,534	2,534
Non-revenue receipts:			
Transfer from the general fund	157,467	-	(157,467)
	157,467	-	(157,467)
Total receipts	157,467	2,534	(154,933)
Disbursements:			
Support services - business	850,000	360,838	489,162
Total disbursements	850,000	360,838	489,162
Excess (deficiency) of receipts over disbursements	$ (692,533)	(358,304)	$ 334,229
Budgetary fund balance, August 31, 2018		$ 299,957	

See Notes to Supplementary Information Budgetary Comparison Schedule

SCHUYLER COMMUNITY SCHOOLS
DISTRICT NO. 123, COLFAX COUNTY
SCHUYLER, NEBRASKA

BUDGETARY COMPARISON SCHEDULE - MODIFIED CASH BASIS
EMPLOYEE BENEFIT FUND (UNAUDITED)

FOR THE YEAR ENDED AUGUST 31, 2018

	Original & Final Budget	Actual	Variance with Budget Favorable (Unfavorable)
Budgetary fund balance, September 1, 2017		$ 60,602	
Receipts:			
Local receipts:			
Interest	$ -	63	$ 63
	-	63	63
Non-revenue receipts:			
Transfer from the general fund	80,175	85,641	5,466
	80,175	85,641	5,466
Total receipts	80,175	85,704	5,529
Disbursements:			
Support services - business	145,560	88,846	56,714
Total disbursements	145,560	88,846	56,714
Excess (deficiency) of receipts over disbursements	$ (65,385)	(3,142)	$ 62,243
Budgetary fund balance, August 31, 2018		$ 57,460	

See Notes to Supplementary Information Budgetary Comparison Schedule

SCHUYLER COMMUNITY SCHOOLS
DISTRICT NO. 123, COLFAX COUNTY
SCHUYLER, NEBRASKA

BUDGETARY COMPARISON SCHEDULE - MODIFIED CASH BASIS
COOPERATIVE FUND (UNAUDITED)

FOR THE YEAR ENDED AUGUST 31, 2018

	Original & Final Budget	Actual	Variance with Budget Favorable (Unfavorable)
Budgetary fund balance, September 1, 2017		$ 42,100	
Receipts:			
Local receipts:			
Tuition received from individuals	$ 105,879	50,932	$ (54,947)
	105,879	50,932	(54,947)
Non-revenue receipts			
Other non-revenue receipts	-	25,000	25,000
	-	25,000	25,000
Total receipts	105,879	75,932	(29,947)
Disbursements:			
Regular Instructional Programs	100,000	48,788	51,212
Support Services	50,000	59,548	(9,548)
General Administration	-	2,476	(2,476)
Total disbursements	150,000	110,812	39,188
Excess (deficiency) of receipts over disbursements	$ (44,121)	(34,880)	$ 9,241
Budgetary fund balance, August 31, 2018		$ 7,220	

See Notes to Supplementary Information Budgetary Comparison Schedules

SCHUYLER COMMUNITY SCHOOLS
DISTRICT NO. 123. COLFAX COUNTY
SCHUYLER, NEBRASKA

BUDGETARY COMPARISON SCHEDULE - MODIFIED CASH BASIS ACTIVITIES FUND (UNAUDITED)

FOR THE YEAR ENDED AUGUST 31, 2018

	Original & Final Budget	Actual	Variance with Budget Favorable (Unfavorable)
Budgetary fund balance, September 1, 2017		$ 353,356	
Receipts:			
Local receipts:			
Interest	$ -	365	$ 365
Activities receipts	197,983	483,096	285,113
	197,983	483,461	285,478
Total receipts	197,983	483,461	285,478
Disbursements:			
Support services - pupils	500,000	478,649	21,351
Total disbursements	500,000	478,649	21,351
Excess (deficiency) of receipts over disbursements	$ (302,017)	4,812	$ 306,829
Budgetary fund balance, August 31, 2018		$ 358,168	

See Notes to Supplementary Information Budgetary Comparison Schedule

SCHUYLER COMMUNITY SCHOOLS
DISTRICT NO. 123, COLFAX COUNTY
SCHUYLER, NEBRASKA

BUDGETARY COMPARISON SCHEDULE - MODIFIED CASH BASIS
SCHOOL NUTRITION FUND (UNAUDITED)

FOR THE YEAR ENDED AUGUST 31, 2018

	Original Budget	Final Budget	Actual	Variance with Budget Favorable (Unfavorable)
Budgetary fund balance, September 1, 2017			$ 129,157	
Receipts:				
Local receipts:				
Interest	$ -	$ -	218	218
Sale of lunches/milk	150,000	150,000	177,993	27,993
	150,000	150,000	178,211	28,211
State receipts:				
State reimbursement	5,000	5,000	6,942	1,942
Other state receipts	-	-	1,525	1,525
	5,000	5,000	8,467	3,467
Federal receipts:				
Federal reimbursement	745,176	820,176	922,766	102,590
	745,176	820,176	922,766	102,590
Non-revenue receipts:				
Other non-revenue receipts	-	-	2,039	2,039
	-	-	2,039	2,039
Total receipts	900,176	975,176	1,111,483	136,307
Disbursements:				
Support services - pupils	1,020,000	1,095,000	1,086,955	8,045
Total disbursements	1,020,000	1,095,000	1,086,955	8,045
Excess (deficiency) of receipts over disbursements	$ (119,824)	$ (119,824)	24,528	$ 144,352
Budgetary fund balance, August 31, 2018			$ 153,685	

See Notes to Supplementary Information Budgetary Comparison Schedule

SCHUYLER COMMUNITY SCHOOLS
DISTRICT NO. 123, COLFAX COUNTY
SCHUYLER, NEBRASKA

BUDGETARY COMPARISON SCHEDULE - MODIFIED CASH BASIS
STUDENT FEE FUND (UNAUDITED)

FOR THE YEAR ENDED AUGUST 31, 2018

	Original & Final Budget	Actual	Variance with Budget Favorable (Unfavorable)
Budgetary fund balance, September 1, 2017		$ 45,465	
Receipts:			
Local receipts:			
Extracurricular activity fees	12,012	31,828	19,816
Total receipts	12,012	31,828	19,816
Disbursements:			
Support services - pupils	40,000	17,486	22,514
Summer or night school fees	10,000	-	10,000
Total disbursements	50,000	17,486	32,514
Excess (deficiency) of receipts over disbursements	$ (37,988)	14,342	$ 52,330
Budgetary fund balance, August 31, 2018		$ 59,807	

See Notes to Supplementary Information Budgetary Comparison Schedule

SCHUYLER COMMUNITY SCHOOLS
DISTRICT NO. 123, COLFAX COUNTY
SCHUYLER, NEBRASKA

BUDGETARY COMPARISON SCHEDULE - MODIFIED CASH BASIS
SPECIAL BUILDING FUND (UNAUDITED)

FOR THE YEAR ENDED AUGUST 31, 2018

	Original Budget	Final Budget	Actual	Variance with Budget Favorable (Unfavorable)
Budgetary fund balance, September 1, 2017			$ 650,057	
Receipts:				
Local receipts:				
Local property taxes	$ 396,087	$ 571,087	392,508	$ (178,579)
Carline taxes	500	500	1,299	799
Interest	4,000	4,000	2,007	(1,993)
Other local receipts	-	-	140,769	140,769
	400,587	575,587	536,583	(39,004)
State receipts:				
Homestead exemption	-	-	3,481	3,481
Property tax credit	-	-	19,916	19,916
Persona property tax credit	-	-	4,494	4,494
Pro rate motor vehicle	-	-	1,043	1,043
	-	-	28,934	28,934
Non-revenue receipts:				
Sale of property	-	-	44,000	44,000
	-	-	44,000	44,000
Total receipts	400,587	575,587	609,517	33,930
Disbursements:				
Buildings and sites	1,075,000	1,250,000	1,107,863	142,137
	1,075,000	1,250,000	1,107,863	142,137
Total disbursements	1,075,000	1,250,000	1,107,863	142,137
Excess (deficiency) of receipts over disbursements	$ (674,413)	$ (674,413)	(498,346)	$ 176,067
Budgetary fund balance, August 31, 2018			$ 151,711	

See Notes to Supplementary Information Budgetary Comparison Schedule

SCHUYLER COMMUNITY SCHOOLS
DISTRICT NO. 123, COLFAX COUNTY
SCHUYLER, NEBRASKA

BUDGETARY COMPARISON SCHEDULE - MODIFIED CASH BASIS
QUALIFIED CAPITAL PURPOSE UNDERTAKING FUND (UNAUDITED)

FOR THE YEAR ENDED AUGUST 31, 2018

	Original & Final Budget	Actual	Variance with Budget Favorable (Unfavorable)
Budgetary fund balance, September 1, 2017		$ 2,848,701	
Receipts:			
Local receipts:			
Local property taxes	$ 500,659	455,062	$ (45,597)
Carline taxes	500	1,285	785
Interest	5,000	20,374	15,374
	506,159	476,721	(29,438)
State receipts:			
Homestead exemption	-	4,395	4,395
Property tax credit	-	25,175	25,175
Personal property tax credit	-	5,681	5,681
Pro-rate motor vehicle	650	1,040	390
	650	36,291	35,641
Federal receipts			
Bond interest reimbursement	206,000	222,684	16,684
	206,000	222,684	16,684
Total receipts	712,809	735,696	22,887
Disbursements:			
Redemption of principal-Series 2010	2,500,000	-	2,500,000
Debt services interest-Series 2010	650,000	238,420	411,580
Bond fees	-	500	(500)
Total disbursements	3,150,000	238,920	2,911,080
Excess (deficiency) of receipts over disbursements	$ (2,437,191)	496,776	$ 2,933,967
Budgetary fund balance, August 31, 2018		$ 3,345,477	

See Notes to Supplementary Information Budgetary Comparison Schedules

SCHUYLER COMMUNITY SCHOOLS
DISTRICT NO. 123, COLFAX COUNTY
SCHUYLER, NEBRASKA

BUDGETARY COMPARISON SCHEDULE - MODIFIED CASH BASIS
BOND FUND (UNAUDITED)

FOR THE YEAR ENDED AUGUST 31, 2018

	Original & Final Budget	Actual	Variance with Budget Favorable (Unfavorable)
Budgetary fund balance, September 1, 2017		$ 674,167	
Receipts:			
Local receipts:			
Local property taxes	$ 500,092	452,954	(47,138)
Carline taxes	-	1,285	1,285
Interest	-	1,229	1,229
	500,092	455,468	(44,624)
State receipts:			
Homestead exemption	-	4,395	4,395
Property tax credit	-	25,145	25,145
Personal property tax credit	-	5,675	5,675
Pro-rate motor vehicle	1,000	1,040	40
	1,000	36,255	35,255
Total receipts	501,092	491,723	(9,369)
Disbursements:			
Redemption of principal-Series 2012	325,000	330,000	(5,000)
Debt services interest-Series 2012	250,000	122,938	127,062
Bond fees	-	500	(500)
Total disbursements	575,000	453,438	121,562
Excess (deficiency) of receipts over disbursements	$ (73,908)	38,285	$ 112,193
Budgetary fund balance, August 31, 2018		$ 712,452	

See Notes to Supplementary Information Budgetary Comparison Schedules

SCHUYLER COMMUNITY SCHOOLS
DISTRICT NO. 123, COLFAX COUNTY
SCHUYLER, NEBRASKA

NOTE TO REQUIRED SUPPLEMENTARY INFORMATION
BUDGETARY COMPARISON SCHEDULE
FOR THE YEAR ENDED AUGUST 31, 2018

1. BUDGETARY ACCOUNTING

The District prepares its budget for the Governmental Funds on the modified cash basis of accounting. This basis is consistent with the basis of accounting used in presenting the financial statements. All unexpected appropriations lapse at the end of the budget year.

The term "Budgetary Fund Balance" used in these supplementary schedules is synonymous with the terms "Fund Balance – Modified Cash Basis" used in the financial statements.

2. PRESENTATION

Government Auditing Standards requires that for reporting purposes, the General Fund includes all activity of funds that do not generate a significant amount of revenues from outside sources. Therefore, in the fund financial statements, the Depreciation Fund, Employee Benefit Fund, and Coop Fund have been included in the General Fund since their revenues are mainly derived from transfers from the General Fund. However, since the Depreciation Fund, Employee benefit Fund and Coop Fund are required by State law to adopt their own budget, their respective budgetary schedules have been included here.

SCHUYLER COMMUNITY SCHOOLS
DISTRICT NO. 123, COLFAX COUNTY
SCHUYLER, NEBRASKA

COMBINING SCHEDULE OF ASSETS AND FUND BALANCES
MODIFIED CASH BASIS - GOVERNMENTAL FUNDS (UNAUDITED)

FOR THE YEAR ENDED AUGUST 31, 2018

	General	Depreciation	Employee Benefit	Cooperative	Total General Funds
ASSETS					
Cash and cash equivalents	$ 2,638,960	$ 299,957	$ 57,460	$ 7,220	$ 3,003,597
Cash with county treasurers	3,003,712	-	-	-	3,003,712
Total Assets	$ 5,642,672	$ 299,957	$ 57,460	$ 7,220	$ 6,007,309
FUND BALANCES					
Restricted	$ -	$ -	$ -	$ -	$ -
Commited	-	-	-	7,220	7,220
Assigned	-	299,957	57,460	-	357,417
Unassigned	5,642,672	-	-	-	5,642,672
Total Fund Balance	$ 5,642,672	$ 299,957	$ 57,460	$ 7,220	$ 6,007,309

SCHUYLER COMMUNITY SCHOOLS
DISTRICT NO. 123, COLFAX COUNTY
SCHUYLER, NEBRASKA

COMBINING SCHEDULE OF RECEIPTS, DISBURSEMENTS, AND CHANGES IN FUND BALANCES
MODIFIED CASH BASIS (UNAUDITED)

FOR THE YEAR ENDED AUGUST 31, 2018

	General	Depreciation	Employee Benefit	Cooperative	Total General Funds
RECEIPTS					
Taxes	$13,439,244	$ -	$ -	$ -	$13,439,244
Local receipts	6,725	-	-	50,932	57,657
Restricted Interest	-	-		-	-
Unrestricted Interest	34,829	2,534	63	-	37,426
County receipts	125,756	-	-	-	125,756
State receipts	5,199,173	-	-	-	5,199,173
Federal receipts	2,568,965	-	-	-	2,568,965
Non-revenue receipts	13,778	-	-	-	13,778
Total receipts	21,388,470	2,534	63	50,932	21,441,999
DISBURSEMENTS					
Instructional programs	8,342,133	-	-	48,788	8,390,921
Limited english proficiency programs	868,275	-	-	-	868,275
Poverty programs	1,452,184	-	-	-	1,452,184
Early childhood educational programs	524,490	-	-	-	524,490
Special education instructional programs	2,081,966	-	-	-	2,081,966
Early childhood special education programs	139,009	-	-	-	139,009
Support services - pupils	589,347	-	-	59,549	648,896
Safety & security	4,016	-	-	-	4,016
Support services - staff	569,672	-	-	-	569,672
School improvement	44,558	-	-	-	44,558
Implementation of standards	28,744	-	-	-	28,744
Board of education	59,018	-	-	-	59,018
Executive administration services	334,932	-	-	-	334,932
Office of the principal	972,226	-	-	-	972,226
Support services - business	111,733	360,838	88,846	2,475	563,892
Vehicle acquisition and maintenance	19,725	-	-	-	19,725
Support services - building(s) and site(s)	1,738,498	-	-	-	1,738,498
Support services - pupil transportation	67,106	-	-	-	67,106
Support services - pupil transportation sp ed	5,812	-	-	-	5,812
Community services	108,129	-	-	-	108,129
Categorical grants from corporations	2,500				2,500
State categorical programs	305,736				305,736
Federal programs	1,891,854	-	-	-	1,891,854
Summer school	15,822	-	-	-	15,822
Debt service / Fees	8,980	-	-	-	8,980
Total disbursements	20,286,465	360,838	88,846	110,812	20,846,961
Excess (deficiency) of receipts over disbursements before other financing uses	1,102,005	(358,304)	(88,783)	(59,880)	595,038
OTHER FINANCING SOURCES/(USES)					
Transfers from other funds	-	-	85,641	25,000	110,641
Transfers to other funds	(110,641)	-	-	-	(110,641)
Net change in fund balance	991,364	(358,304)	(3,142)	(34,880)	595,038
Fund balance - beginning of year	4,651,308	658,261	60,602	42,100	5,412,271
Fund balance - end of year	$ 5,642,672	$ 299,957	$ 57,460	$ 7,220	$ 6,007,309

MANAGEMENT'S DISCUSSION AND ANALYSIS (UNAUDITED)
Schuyler Community Schools – DISTRICT 19-0123

This section of Schuyler Community Schools' annual audit report presents our discussion and analysis of the school district's financial performance during the fiscal year that ended on August 31, 2018. Please read it in conjunction with the district's financial statements.

OVERVIEW OF THE FINANCIAL STATEMENTS

This document meets the provisions of Statement No.34 of the Governmental Accounting Standards. Board "Basic Financial Statements - and Management's Discussion and Analysis - for State and Local Governments." Statement 34 established standards for external financial reporting for all state and local government entities, which includes government-wide financial statements, fund, financial statements, and the classification of net assets into three components: (a) invested in capital assets, net of related debt; (b) restricted; and (c) unrestricted.

This annual report consists of three parts: (1) Management's Discussion and Analysis; (2) the Basic Financial Statements Modified Cash Basis; (3) Supplemental Schedules.

The accompanying basic financial statements have been prepared on the modified cash basis of accounting. Accordingly, the financial statements and supplemental schedules are not intended to present financial position and results of operations in conformity with accounting principles generally accepted in the United States of America. The use of the modified cash basis of accounting is permissible under Title 92, Nebraska Administrative Code, Chapter 2 for school districts such as Schuyler Community Schools – District #19-0123.

The government-wide financial statements report information on all of the non-fiduciary activities of the primary government. For the most part, the effect of inter-fund activity has been removed from these statements. Governmental activities, which normally are supported by taxes and intergovernmental receipts, are reported separately from business-type activities, which rely to a significant extent on fees and charges for support.

The statement of activities demonstrates the degree to which the direct disbursements of a given function or segment are offset by program receipts. Direct disbursements are those that are clearly identifiable with a specific function or segment. Program receipts include: (1) charges to customers or applicants who purchase, use, or directly benefit from goods, services, or privileges provided by a given function or segment; and (2) grants and contributions that are restricted to meeting the operational or capital requirements of a particular function or segment. Taxes and other items not properly included among program revenues are reported instead as general receipts.

Separate financial statements are provided for governmental funds. Each individual governmental fund reported as separate columns in the fund financial statements.

Proprietary funds are used to account for the School District's business-type activities. Proprietary funds distinguish operating receipts and disbursements from non-operating items. Operating receipts and disbursements generally result from providing services and producing and delivering goods in connection with a proprietary fund's principal ongoing operations. All receipts and disbursements not meeting this definition are reported as non-operating receipts and disbursements. The district has no proprietary fund.

Fiduciary funds report assets held in a trustee or agency capacity for others and therefore cannot be used to support the School Districts own programs. The district has no fiduciary funds.

The financial statements also include notes that explain some of the information in the financial statements and provide more detailed data about the financial statements and School District commitments, contingencies, and long-term debt obligations that are not reported in the modified cash basis financial statements. The statements are followed by a section of required supplementary information that farther explains and supports the information in the financial statements.

FINANCIAL HIGHLIGHTS

- Schuyler Community Schools is made up of 289.8 square miles. Currently SCS consists of 6 attendance centers. Richland – K-8 attendance center - to the west of Schuyler, Fisher's 24 – K-8 attendance center - to the North and 4R – to the east - are our rural/satellite schools. In the city of Schuyler, Schuyler Elementary School houses K-5 students. Schuyler Middle School houses grades 6-8 and Schuyler Central High School houses grades 9-12. The total student population has grown to approximately 1,900. SCS also has a preschool program. Approximately 100 – 3&4 year old children attend the preschool located at the former Northward sight.

- The board has set levy goals and has accomplished these goals. We were able to maintain approximately a 102 cent General Fund levy, 3.6 cent Bond Fund levy, a 2.9 cent Special Building Fund levy and 3.6 cent Qualified Capital Purpose Undertaking Fund. It is our hope that we will be able to continue to uphold this trend.

- During the year 2017-2018, the school district receipted $24,905,707. Disbursements for the year were $24,230,272. Total net assets for the district were $10,788,609.

FINANCIAL ANALYSIS OF THE DISTRICT AS A WHOLE

Governmental Activities

The largest single source, of receipts for the District is property tax. In 2016-2017, property was valued at $1,359,750,290. In 2017-2018 property value increased to $1,377,983,581. This $18,233,291 was an increase of 1.34%. This valuation generated $14,068,727 for the general fund; $505,143 for the bond fund; $576,856 for the special building fund, and $505,716 for the qualified capital purpose undertaking fund. This totals $15,656,442.

The following table shows the property tax rates, by fund, for fiscal years 2016-2017 and 2017-2018 including a calculation of the amount by which each levy changes. Note: levies are expressed in dollars and cents per $100 of valuation. For example, the district total property tax for the General Fund, Bond Fund, Building Fund, and Qualified Capital Purpose Undertaking Fund on $100,000 of property in 2017-2018 would be $1,123.36 for the 19-0123 Schuyler Community Schools district.

Fund	2017-18 Levy	2016-17 Levy	Levy Change
General Fund	1.020965	.950000	.070965
Bond Fund	.036658	.029786	.006872
Building Fund	.029034	. 044121	(.015087)
QCPUF	.036700	.029734	.006966
District Totals	1.123357	1.053641	.069716

The District's state aid recorded in the General Fund for 2016-17 was $4,052,925 and for the 2017-2018 school year was certified at $2,740,194. This reflects a decrease of $1,1312,731 (32.39% decrease).

General Fund Budgetary Highlights

The following table provides a summarized picture of the modified cash position of Schuyler Community Schools' General Fund:

	2017-2018 Budget	2017-2018 Actual	2016-2017 Actual
Beginning Balance		$4,651,308	$4,028,632
Receipts:			
Local Sources	14,470,040	13,480,798	12,642,318
State Sources	3,795,194	5,199,173	6,231,665
County & ESU Sources	160,000	125,756	98,162
Federal Sources	1,671,000	2,568,965	1,907,597
Non Revenue	-	13,778	75,040
Total Receipts	20,096,234	21,388,470	20,954,782
Expenditures	(20,400,895)	(20,397,106)	(20,332,106)
Ending Balance		$5,642,672	$4,651,308

The volatility of state aid is of concern. The agriculture industry continues to reflect escalating property values, resulting in a shift from state to increase local support. Without these two factors, Schuyler Community Schools would experience extremely difficult financial hardship. Our district patrons continue to support the education of all students through the payment of property, income, and sales taxes. The district continues to be conservative in its expenditure practices. This has helped increase the net worth of the district.

FINANCIAL ANALYSIS OF THE OTHER FUNDS

The following financial information pertains to the these funds: Depreciation Fund, Employee Benefit Fund, Activities Fund, Nutrition Fund, Special Building Fund, Student Fee Fund, Bond Fund, Qualified Capital Purpose Undertaking Fund, and Cooperative Fund for the 2017-2018 and 2016-2017 school years.

	2017-2018 Budget	2017-2018 Actual	2016-2017 Actual
Depreciation Fund			
Beginning Balance		$658,261	$842,533
Total Receipts	157,467	2,534	103,483
Total Disbursements	(850,000)	(360,838)	(287,755)
Ending Balance		$299,957	$658,261
Employee Benefit Fund			
Beginning Balance		$60,602	$56,945
Total Receipts	80,175	85,704	115,958
Total Disbursements	(145,560)	(88,846)	(112,301)
Ending Balance		$57,460	$60,602
Activities Fund			
Beginning Balance		$353,356	$288,725
Total Receipts	197,983	483,461	509,428
Total Disbursements	(500,000)	(478,649)	(444,797)
Ending Balance		$358,168	$353,356
School Nutrition Fund			
Beginning Balance		$129,157	$101,824
Total Receipts	975,176	1,111,483	1,033,947
Total Disbursements	(1,095,000)	(1,086,955)	(1,006,614)
Ending Balance		$153,685	$129,157
Student Fee Fund			
Beginning Balance		$45,465	$28,988
Total Receipts	12,012	31,828	36,074
Total Disbursements	(50,000)	(17,486)	(19,597)
Ending Balance		$59,807	$45,465
Special Building Fund			
Beginning Balance		$650,057	$1,454,978
Total Receipts	575,587	609,517	619,489
Total Disbursements	(1,250,000)	(1,107,863)	(1,424,410)
Ending Balance		$151,711	$650,057
QCPUF			
Beginning Balance		$2,848,701	$2,434,774
Total Receipts	712,809	735,696	652,847
Total Disbursements	(3,150,000)	(238,920)	(238,920)
Ending Balance		$3,345,477	$2,848,701
Bond Fund			
Beginning Balance		$674,167	$692,943
Total Receipts	501,092	491,723	422,410
Total Disbursements	(575,000)	(453,438)	(441,186)
Ending Balance		$712,452	$674,167
Cooperative Fund			
Beginning Balance		$42,100	$29,121
Total Receipts	105,879	75,932	74,838
Total Disbursements	(150,000)	(110,812)	(61,859)
Ending Balance		$7,220	$42,100

DEBT ADMINISTRATION

Despite state-mandated budget and levy limitations and other fiscal pressures on school districts in Nebraska, the District has maintained a strong educational institution. Schuyler Community Schools is a source of great pride to the district and community. In October of 2007, the voters approved a $6.9 million bond to build a K-3 building and an addition to the high school. We project that we will be paying for this bond for the next 15 years. The board approved a $4.5 million Qualified School Construction Bond paid from the Qualified Capital Purpose Undertaking Fund (QCPUF) in October of 2010. This bond was for a 33,000 plus square foot addition onto the Schuyler Elementary School. We project that we will be paying for this bond for the next 12 years. In August 2015, the board of education awarded the bid to Bierman Contractors, Inc. to build a field house and recreation center addition to the middle school site. The cost of the building was estimated to be just under 1.5 million dollars. Commitments from Cargill and Schuyler Education Foundation provided just over $400,000 for the project. While the building did not require debt, it did commit funds from the special building fund. In the fall of 2016, the board of education voted to accept a bid from Bierman Contractors, Inc. to build an addition to the high school building. The total cost of the building was estimated at 1.2 million to be paid for from building fund receipts. It should be noted the board of education continues to maintain a tax rate at or near the $1.07 levy (target levies are 95 cents General Fund; 4 cents Bond Fund; 5 cents Special Building Fund and 4 cents Qualified Capital Purpose Undertaking Fund). In 2017 the board of education contracted with Fauss Construction to remodel and build a $240,000 addition to the Vocational and Technical Education building and relocate the 9-12 Art Room to this area. This continues to be an exciting time for the school and the community. Based on the local economy and increased student numbers - the future is bright for the District.

CONTACTING THE DISTIRICT'S FINANCIAL MANAGEMENT

This financial report is designed to provide our citizens, taxpayers, and students a general overview of the District's finances and to demonstrate the District's accountability for the money with which it is entrusted. If you have questions about this report or need additional financial information, contact the Superintendent's Office of Schuyler Community Schools; 401 Adam Street; Schuyler, NE 68661. Our telephone number is (402) 352-3527, our fax number is (402) 352-5552, the superintendent's email is dan.hoesing@schuylercommunityschools.org, and our website is located at http://www.schuylercommunityschool.org

PEKNY & ASSOCIATES, CPA'S, PC

2458 18th Avenue
Columbus, NE 68601
402-564-7138
FAX 402-564-7139

200 E. 12th Street
Schuyler, NE 68661
402-352-8898
FAX 402-352-8741

INDEPENDENT AUDITOR'S REPORT ON INTERNAL CONTROL OVER FINANCIAL REPORTING AND ON COMPLIANCE AND OTHER MATTERS BASED ON AN AUDIT OF FINANCIAL STATEMENTS PERFORMED IN ACCORDANCE WITH GOVERNMENT AUDITING STANDARDS

Board of Education
Schuyler Community Schools
District No. 123, Colfax County
Schuyler, Nebraska

We have audited, in accordance with the auditing standards generally accepted in the United States of America and the standards applicable to financial audits contained in *Government Auditing Standards* issued by the Comptroller General of the United States, the financial statements of the governmental activities and each fund of Schuyler Community Schools, District No. 123, Schuyler, Nebraska, as of and for the year ended August 31, 2018, and the related notes to the financial statements, which collectively comprise Schuyler Community Schools' financial statements and have issued our report thereon dated November 5, 2018.

Internal Control Over Financial Reporting

In planning and performing our audit of the financial statements, we considered Schuyler Community Schools' internal control over financial reporting (internal control) to determine the audit procedures that are appropriate in the circumstances for the purpose of expressing our opinions on the financial statements, but not for the purpose of expressing an opinion on the effectiveness of Schuyler Community Schools, District No. 123, Schuyler, Nebraska's internal control. Accordingly, we do not express an opinion on the effectiveness of the Schuyler Community Schools, District No. 123's internal control.

A *deficiency in internal control* exists when the design or operation of a control does not allow management or employees, in the normal course of performing their assigned functions, to prevent, or detect and correct misstatements on a timely basis. A *material weakness* is a deficiency, or a combination of deficiencies, in internal control such that there is a reasonable possibility that a material misstatement of the entity's financial statements will not be prevented, or detected and corrected on a timely basis. A *significant deficiency* is a deficiency or a combination of deficiencies, in internal control that is less severe than a material weakness, yet important enough to merit attention by those charged with governance.

Our consideration of internal control was for the limited purpose described in the first paragraph of this section and was not designed to identify all deficiencies in internal control that might be material weaknesses or significant deficiencies and therefore, material weaknesses or significant

Members of:
American Institute of Certified Public Accountants
Nebraska Society of Certified Public Accountants

deficiencies may exist that were not identified. Given these limitations, during our audit we did not identify any deficiencies in internal control that we consider to be material weaknesses. We did identify a deficiency in internal control, described in the accompanying schedule of findings and responses that we consider to be significant deficiency as item number 2018-001.

Compliance and Other Matters

As part of obtaining reasonable assurance about whether Schuyler Community Schools, District No. 123's financial statements are free from material misstatement, we performed tests of its compliance with certain provisions of laws, regulations, contracts, and grant agreements, noncompliance with which could have a direct and material effect on the determination of financial statement amounts. However, providing an opinion on compliance with those provisions was not an objective of our audit, and accordingly, we do not express such an opinion. The results of our tests did not disclose any instances of noncompliance or other matters that are required to be reported under *Government Auditing Standards.*

School District's Response to Findings

Schuyler Community Schools, District No. 123's response to the finding identified in our audit is described in the accompanying schedule of findings and questioned costs. Schuyler Community Schools, District No. 123's response was not subjected to the auditing procedures applied in the audit of the financial statements and, accordingly, we express no opinion on it.

Purpose of this Report

The purpose of this report is solely to describe the scope of our testing of internal control and compliance and the results of that testing, and not to provide an opinion on the effectiveness of the District's internal control or on compliance. This report is an integral part of an audit performed in accordance with *Government Auditing Standards* in considering the entity's internal control and compliance. Accordingly, this communication is not suitable for any other purpose.

Pekny & Associates, CPA's, PC

Pekny & Associates, CPA's, PC
November 5, 2018

PEKNY & ASSOCIATES, CPA'S, PC

2458 18th Avenue
Columbus, NE 68601
402-564-7138
FAX 402-564-7139

200 E. 12th Street
Schuyler, NE 68661
402-352-8898
FAX 402-352-8741

INDEPENDENT AUDITOR'S REPORT ON COMPLIANCE FOR EACH MAJOR PROGRAM AND ON INTERNAL CONTROL OVER COMPLIANCE REQUIRED BY THE UNIFORM GUIDANCE

Board of Education
Schuyler Community Schools
District No. 123, Colfax County
Schuyler, Nebraska

Report on Compliance for Each Major Federal Program

We have audited Schuyler Community Schools, District No. 123's (the "District") compliance with the types of compliance requirements described in the *OMB Compliance Supplement* that could have a direct and material effect on each of District's major federal programs for the year ended August 31, 2018. The District's major federal programs are identified in the summary of auditor's results section of the accompanying schedule of findings and questioned costs.

Management's Responsibility

Management is responsible for the compliance with federal statutes, regulations, and the terms and conditions of its federal awards applicable to its federal programs.

Auditor's Responsibility

Our responsibility is to express an opinion on compliance for each of Schuyler Community Schools District No. 123's major federal programs based on our audit of the types of compliance requirements referred to above. We conducted our audit of compliance in accordance with auditing standards generally accepted in the United States of America; the standards applicable to financial audits contained in *Government Auditing Standards,* issued by the Comptroller General of the United States; and the audit requirements of Title 2 U.S. *Code of Federal Regulations part 200, Uniform Administrative Requirements, Cost Principles, and Audit Requirements for Federal Awards* (Uniform Guidance). Those standards and Uniform Guidance require that we plan and perform the audit to obtain reasonable assurance about whether noncompliance with the types of compliance requirements referred to above that could have a direct and material effect on a major federal program occurred. An audit includes examining, on a test basis, evidence about Schuyler Community Schools, District No. 123's compliance with those requirements and performing such other procedures as we considered necessary in the circumstances.

We believe that our audit provides a reasonable basis for our opinion on compliance for each major federal program. However, our audit does not provide a legal determination of Schuyler Community Schools, District No. 123's compliance.

Members of:
American Institute of Certified Public Accountants
Nebraska Society of Certified Public Accountants

Opinion on Each Major Federal Program

In our opinion, Schuyler Community Schools, District No. 123 complied, in all material respects, with types of compliance requirements referred to above that could have a direct and material effect on each of its major federal programs for the year ended August 31, 2018.

Report on Internal Control over Compliance

Management of Schuyler Community Schools, District No. 123 is responsible for establishing and maintaining effective internal control over compliance with the types of compliance requirements referred to above. In planning and performing our audit of compliance, we considered Schuyler Community Schools, District No. 123's internal control over compliance with the types of requirements that could have a direct and material effect on the major federal programs to determine the auditing procedures that are appropriate in the circumstances for the purpose of expressing our opinion on compliance for each major federal program and to test and report on internal control over compliance in accordance with the Uniform Guidance, but not for the purpose of expressing an opinion on the effectiveness of internal control over compliance. Accordingly, we do not express an opinion on the effectiveness of Schuyler Community Schools, District No. 123's internal control over compliance.

A *deficiency in internal control over compliance* exists when the design or operation of a control over compliance does not allow management or employees, in the normal course of performing their assigned functions, to prevent, or detect and correct, noncompliance with a type of compliance requirement of a federal program on a timely basis. A *material weakness in internal control over compliance* is a deficiency, or combination of deficiencies, in internal control over compliance, such that there is a reasonable possibility that material noncompliance with a type of compliance requirement of a federal program will not be prevented, or detected and corrected, on a timely basis. A *significant deficiency in internal control over compliance* is a deficiency, or a combination of deficiencies, in internal control over compliance with a type of compliance requirement of a federal program that is less severe than a material weakness in internal control over compliance, yet important enough to merit attention by those charged with governance.

Our consideration of internal control over compliance was for the limited purpose described in the first paragraph of this section and was not designed to identify all deficiencies in internal control over compliance that might be material weaknesses or significant deficiencies. We did not identify any deficiencies in internal control over compliance that we consider to be material weaknesses. However, material weaknesses may exist that have not been identified.

The purpose of this report on internal control over compliance is solely to describe the scope of our testing of internal control over compliance and the results of that testing based on the requirements of the Uniform Guidance. Accordingly, this report is not suitable for any other purpose.

Pekny & Associates, CPA's, PC

Pekny & Associates, CPA's, PC
November 5, 2018

SCHUYLER COMMUNITY SCHOOLS
DISTRICT NO. 123, COLFAX COUNTY
SCHUYLER, NEBRASKA

SCHEDULE OF EXPENDITURES OF FEDERAL AWARDS
FOR THE YEAR ENDED AUGUST 31, 2018

Federal Grantor/Pass-through Grantor/Program or Cluster Title	Federal CFDA Number	Pass-through Entity Identifying Number	Federal Awards Expended
U.S. Department of Agriculture:			
Child Nutrition Cluster			
Pass-through program from State Department of Health and Human Services			
Food Distribution Program(Note B)	10.555	19-0123	$ 93,015
Pass-through program from State Department of Education			
National School Lunch Program	10.555	19-0123	904,001
Summer Food Service Program for Children	10.559	19-0123	18,765
Total U.S. Department of Agriculture			1,015,781
U.S. Department of Health and Human Services:			
Pass-through program from State Department of Health and Human Services			
Medical Assistance Program	93.778	19-0123	11,501
Total U.S. Department of Health and Human Services			11,501
U.S. Department of Education:			
Pass-through programs from State Department of Education			
Title I Grant to LEA	84.010	19-0123	942,754
Special Education Cluster			
Special Education Grants	84.027	19-0123	400,053
Special Education Preschool Grants	84.173	19-0123	4,314
Title III	84.365	19-0123	122,171
Career and Technical Education	84.048	19-0123	2,350
Improving Teacher Quality State Grants	84.367	19-0123	63,760
Tittle IV Part B	84.287	19-0123	356,182
Total U.S. Department of Education			1,891,584
Total Expenditures of Federal Awards			$ 2,918,866

See Accompanying Auditor's Report and Notes to Schedule of Expenditures of Federal Awards

SCHUYLER COMMUNITY SCHOOLS
DISTRICT NO. 123, COLFAX COUNTY
SCHUYLER, NEBRASKA

NOTES TO SCHEDULE OF EXPENDITURES OF FEDERAL AWARDS FOR THE YEAR ENDED AUGUST 31, 2018

NOTE A – BASIS OF PRESENTATION

The accompanying schedule of expenditures of federal awards includes the federal grant activity of Schuyler Community Schools, District No. 123 and is presented on the modified cash basis of accounting. The information in this schedule is presented in accordance with the requirements by the Uniform Guidance. Therefore, some amounts presented in this schedule may differ from amounts presented in, or used in the preparation of, the financial statements.

NOTE B – FOOD DISTRIBUTION

Non-monetary assistance is reported in the schedule at the fair market value of the commodities received and disbursed.

SCHUYLER COMMUNITY SCHOOLS
DISTRICT NO. 123, COLFAX COUNTY
SCHUYLER, NEBRASKA

SCHEDULE OF FINDINGS AND QUESTIONED COSTS
YEAR ENDED AUGUST 31, 2018

SUMMARY OF AUDITOR'S RESULTS

1. The auditor's report expresses an unmodified opinion on all the governmental activities, General, Depreciation, Employee Benefit, Activities, Nutrition, Special Building, Student Fee, Qualified Capital Purpose Undertaking, Coop, and Bond Funds of Schuyler Community Schools, District No. 123.

2. One significant deficiency in internal control disclosed during the audit of the financial statements is reported in the Independent Auditors' Report on Internal Control Over Financial Reporting and on Compliance and Other Matters Based on an Audit of Financial Statements Performed In Accordance with *Government Auditing Standards*. No material weaknesses are reported.

3. No material weaknesses in internal control were disclosed during the audit of internal control over major federal awards programs.

4. No instances of noncompliance material to the financial statements were found which are required to be reported in accordance with *Government Auditing Standards*.

5. The auditor's report on compliance for the major federal award programs for Schuyler Community Schools, District No. 123 expresses an unmodified opinion on all major programs.

6. The programs tested as major programs included:

U.S. Department of Agriculture:	
Child Nutrition Cluster	
Nat'l School Lunch Program	CFDA #10.555
Summer Food Program	CFDA #10.559
U.S. Department of Education:	
Tittle I Grant to LEA	CFDA #84.010

7. The threshold used for distinguishing between Type A and B programs was $750,000.

8. Schuyler Community Schools did not qualify as a low risk auditee as that term is defined in the Uniform Guidance

SCHUYLER COMMUNITY SCHOOLS
DISTRICT NO. 123, COLFAX COUNTY
SCHUYLER, NEBRASKA

SCHEDULE OF FINDINGS AND QUESTIONED COSTS (continued)
YEAR ENDED AUGUST 31, 2018

FINDINGS RELATED TO THE FINANCIAL STATEMENTS
SIGNIFICANT DEFICIENCIES

FINDING 2018-001 – Internal Control – Segregation of Duties

Criteria: Internal controls should be in place to ensure proper segregation of duties.

Condition: There is a lack of segregation of duties in the accounting functions over cash receipts, disbursements, and recording of transactions.

Cause: The District has a limited number of employees in the accounting function, thus limiting its internal control procedures.

Effect: Inadequate segregation of duties could lead to misappropriation of assets, unauthorized transactions, or improper reporting.

Recommendation: We recommend that the District continue to monitor and evaluate its internal controls with the use of limited personnel and to provide as much segregation of duties as determined to be feasible within its operations.

District's Response: The District, within the constraints of existing time and cost considerations, will continue to review the situation and make improvements as deemed appropriate. The District understands that this finding is routine for entities of smaller size where the risk of exposure must be weighed against the cost of employing additional personnel.

FINDINGS AND QUESTIONED COSTS RELATED TO FEDERAL AWARDS
SIGNIFICANT DEFICIENCIES

None

SCHUYLER COMMUNITY SCHOOLS
DISTRICT NO. 123, COLFAX COUNTY
SCHUYLER, NEBRASKA

SUMMARY SCHEDULE OF PRIOR AUDIT FINDINGS
YEAR ENDING AUGUST 31, 2018

FINDINGS-FINANCIAL STATEMENTS AUDIT
SIGNIFICANT DEFICIENCIES

FINDING 2017-001 – Weak Internal Control on activity fund.

Statement of Condition: Auditee incorrectly used the activity fund bank account to deposit money and write checks for school employees' family memorials.

Recommendation: Procedures should be implemented to ensure that a review process is added to ensure compliance with applicable fund accounting laws and regulations.

Current Status: Management stopped using the activity fund for school employees' family memorials.

FINDING 2017-002 – Noncompliance with The Uniform System of Accounting for Nebraska Public School Districts fund accounting on the activity Fund.

Statement of Condition: Auditee incorrectly used the activity fund bank account to deposit money and write checks for school employees' family memorials.

Recommendation: Keep the accounting records for the memorials separate from the school accounting records.

Current Status: Management stopped using the activity fund for school employees' family memorials.

Schuyler Community Schools

401 Adam Street, Schuyler, Ne 68661
Superintendent Dr. Daniel Hoesing
Phone: 402-352-2421 Fax: 402-352-5552

CORRECTIVE ACTION PLAN

November 5, 2018

NEBRASKA DEPARTMENT OF AGRICULTURE,
NEBRASKA DEPARTMENT OF HEALTH AND HUMAN SERVICES,
AND NEBRASKA DEPARTMENT OF EDUCATION

Schuyler Community Schools, District No. 123 respectfully submits the following corrective action plan for the year ended August 31, 2018.

Name and address of independent public accounting firm:

Pekny & Associates, CPA's, PC
200 E 12th Street
Schuyler, NE 68661

Audit period: Year ended August 31, 2018.

The findings from the November 5, 2018, schedule of findings and questioned costs are discussed below. The findings are numbered consistently with the numbers assigned in the schedule.

FINDINGS AND QUESTIONED COSTS RELATED TO FINANCIAL STATEMENTS
SIGNIFICANT DEFICIENCIES

Internal Control Over Financial Reporting

FINDING 2018-001

Criteria: Internal controls should be in place to ensure proper segregation of duties.

Condition: There is a lack of segregation of duties in the accounting functions over cash receipts, disbursements, and recording of transactions.

Dr. Daniel Hoesing
Superintendent
401 Adam Street
Schuyler, NE 68661
Phone: 402-352-3527
Fax: 402-352-5552

Darli Vrba
K-12 Special Education Administrator
200 W. 10TH Street
Schuyler, NE 68661
Phone: 402-352-5514
Fax: 402-352-2644

Dave Gibbons
PK-12 Director of Curriculum, School Improvement and Special Services
200 West 10th Street
Schuyler, NE 68661
Phone: 402-352-5514 Fax: 402-352-2644

Recommendation: The District should continue to monitor and evaluate its internal controls with the use of limited personnel and to provide as much segregation of duties as determined to be feasible within its operations.

Action Taken: The District, within the constraints of existing time and cost considerations, will continue to review the situation and make improvements as deemed appropriate. The District understands that this finding is routine for entities of smaller size where the risk of exposure must be weighed against the cost of employing additional personnel.

If the Nebraska Department of Agriculture, Nebraska Department of Health and Human Services or the Nebraska Department of Education has questions regarding this plan, please call Dr. Daniel Hoesing at 402 352-3527.

Sincerely,

Daniel Hoesing

Daniel Hoesing, Superintendent
Schuyler Community Schools, District No. 123
November 5, 2018

2019-20
CERTIFICATED STAFF MASTER AGREEMENT

THIS AGREEMENT was made and entered into this ***12th day of November, 2018*** by and between the SCHUYLER COMMUNITY SCHOOLS (SCS) SCHOOL BOARD and the SCHUYLER EDUCATION ASSOCIATION OF SCHUYLER COMMUNITY SCHOOLS (SEA).

I. LEAVE AGREEMENT

1.1 PERSONAL TIME OFF (PTO)

Certified Staff shall receive 11 days of Personal Time Off (PTO) each year. PTO days include personal illness, immediate family illness, bereavement and personal leave.

The immediate family is defined as a wife or husband, (step) son or (step) daughter, father or mother of the wife and husband, sister or brother, grandchild, grandmother or grandfather. Personal leave is defined as taking a day(s) off work to be used at the discretion of the individual employee.

When requesting PTO days, except for illness and emergencies, give the Principal one (1) week of lead-time. Staff members are encouraged to make all PTO requests as early in the year as possible in order to obtain substitute teachers. Once a request is granted, that day or days will be categorized as PTO (if you have PTO days remaining) and will be deducted from your total PTO days. When all of your PTO days are used, any other days used must be for bereavement or sick leave and will be taken from an individual's personal accumulated sick days. Once all of your PTO and personal accumulated sick days are used, staff members will either qualify for the emergency medical sick leave bank or they will be docked accordingly.

Unused PTO shall accumulate up to 50 days of sick or bereavement leave. The administration reserves the right to require a certificate from a medical doctor when a person is using accumulated sick days. An employee is not permitted to go into a negative balance on PTO. Once a zero PTO balance results and the certified staff member is not using accumulated sick/bereavement leave or the Emergency Medical Leave Bank, and a teacher must be absent, salary deductions will be made on the basis of $1/185^{th}$ of the teacher's salary schedule placement ***for*** each day absent.

If, at the beginning of a contract year, a full time certified employee has 50 accumulated sick/bereavement days - and at the end of the same contract year the same full time certified employee has accumulated sick/bereavement of 50 days – for any unused days the full time certified employee shall receive $100/unused day. For example: Staff member "X" starts the school year w/ 50 accumulated sick/bereavement days. At the beginning of the school year "X" receives 11 PTO days. "X" donates 1 day to the emergency medical leave band (EMLB). During the year "X" uses 3 PTO days. "X" would receive $700 (subject to withholding) on or before their September paycheck.

If a certified staff member has used all 11 PTO days, any leave day(s) requested must be accompanied by a written reason for the requested leave – exception sick days.

At the beginning of the school year, the superintendent's office shall notify each employee concerning his/her accumulated sick/bereavement days.

Based on substitute availability, six (6) teachers will be granted PTO days the day prior to or the day following a school vacation. These requests will be filled on a first come first serve

basis. For purposes of this section, school vacation will mean Fall Break, Labor Day, Thanksgiving, Christmas, School Holiday, Easter Vacation, Summer Vacation and Memorial Day.

PTO requests on scheduled parent-teacher conferences and district or building level professional development days will be limited to sick or emergency leave approval. Any leave granted by the administration beyond the teacher's PTO days shall result in a reduction of the teacher's compensation by one (1) contract day's pay for each day missed.

PTO days will be reduced in one-hour increments

1.2 PROFESSIONAL LEAVE.

Teacher initiated professional leave shall be limited to five (5) days. More days may be granted with administrative approval for special circumstances. Professional leave will be granted to teachers to make school visitations, attend workshops and professional meetings, register for college classes, or appointments with college personnel. All requests for such leave shall be made in advance to the administration. All professional leave requests are subject to administrative approval. Expenses will be paid for workshops and professional meetings when the Board of Education makes a mandatory request that staff attend. Mileage will be paid to one (1) person for transportation of up to four (4) attending staff members. Professional leave does not include instruction time missed by a coach or sponsor who is attending to scheduled duties related to their position as coach or sponsor.

1.3 BEREAVEMENT LEAVE CLARIFICATION

A teacher may be granted leave for bereavement purposes to the extent of the teacher's accumulated sick leave for a member of the immediate family, as defined by the master contract (refer to definition to immediate family in 1.1). A maximum of two personal accumulated sick leave days will be granted for bereavement leave not fitting the "immediate family" description.

1.4 LEAVE OF ABSENCE.

A teacher who has been employed by Schuyler Community School for seven years of continuous full-time teaching may request a one-year leave of absence. The teacher must apply for leave in writing on or before March 1 of the year preceding the school year of the leave. In its sole discretion, the Board of Education shall determine the number of leaves of absence, if any, which will be permitted during a school year.

If the number of applicants exceeds the number of leaves authorized by the Board, the leaves will be granted in the order of the seniority of the applicants. Seniority shall be defined as the number of continuous full-time years of employment in the district as a teacher. A break in service will terminate a teacher's seniority under this provision. If two or more teachers tie in seniority, the tie will be broken by a flip of the coin.

Time during a leave of absence and time when a teacher has been reduced in force and is not teaching full-time for Schuyler Community School shall not constitute a break in service for the purpose of seniority in other provisions of the negotiated agreement where seniority may be applicable. However, any years of leave of absence and any years of absence prior to recall for a teacher who has been reduced

in force will not count as years of employment for the purpose of increased seniority or any other provision of this agreement.

For the purpose of this section only, a teacher who is granted a leave of absence shall lose seniority and upon returning to the employment of the school district shall earn seniority anew. For example, if a teacher with 20 years of continuous full-time teaching experience applies for a leave of absence and has the greatest seniority of all applicants, the teacher will be given first preference in granting the leave. Upon returning to the district after the completion of the leave, the teacher's prior seniority will expire and he/she will begin to acquire seniority as if the first year after the leave were the teacher's first year of employment. This provision will prevent teachers with the greatest seniority from dominating the leaves of absence and will rotate the opportunity for such leaves among the staff. A teacher desiring to return to employment after a leave of absence shall be required to submit a written statement of her or his intention to return on or before March 15 of the school year of the leave. The failure of the teacher to submit a written statement of intention to return by March 15 shall constitute a refusal of employment for the following school year and shall authorize the Board of Education to take action to terminate the employment.

During the period of the leave, the teacher may continue health and life insurance coverage by paying the premiums in advance as mutually agreed upon by the staff member and administration. Upon return, any benefits which had accrued prior to the leave will be restored to the teacher, but the leave of absence shall not be considered as a year of employment by the school district for advancement on the salary schedule. A teacher returning from a leave of absence shall be placed in a teaching position for which she or he is endorsed.

1.5 EMERGENCY MEDICAL LEAVE BANK.

The EMLB (Emergency Medical Leave Bank) has been established to protect certified staff participants from financial loss due to extended absence from contracted duties.

I. Purpose

The bank may be used for: personal injury or illness; illness or injury of any member of the member's immediate family which requires the personal attendance of the employee; funeral/bereavement of any member of the employee's immediate family; or childbirth/adoption.

A limit of ten (10) days may be requested from the Emergency Medical Leave Bank for all types of deliveries or adoption. If a member has 30 days of annual/accumulated leave built up, the member may not request any additional maternity/paternity leave from the Emergency Medical Leave Bank. For example, if a member has 21 or more days accumulated, only the number of days needed to reach 30 may be requested. (Refer to the definition of "immediate family" in section 1.1.)

II. Membership

Emergency Medical Leave Bank (EMLB) membership shall be available for any certified staff member who: donates one (1) full day of annual PTO leave to the bank. This must happen each year that the staff member chooses to belong to the EMLB. A certified staff member shall not be eligible to apply for EMLB days during extended contract time.

The amount of bank days shall not exceed the total number of days contributed by certified staff participants. At the completion of each contract year, (after the last counted contractual day), the balance of the account shall become zero (0) days.

Assessment of bank days shall take place at the beginning of a certificated staff member's contractual year. The beginning of a member's contractual year will be the first day of the counted contractual

days. Membership will only be taken during the first five (5) working days of a certified staff member's contractual year if contracts are accepted and signed. By the end of the tenth working day of the contractual year, the Schuyler Community School building representatives shall provide the superintendent's office with a list of the certified staff members who have agreed to participate in the EMLB and contribute a minimum of (1) day of annual PTO to the bank. A staff member may provide extra days to the EMLB by donating accumulated sick leave to the bank. A second assessment for (1) additional PTO or accumulated sick leave day(s) per member may be made prior to the first day of the second semester of the contract year. Contribution to the second assessment is voluntary and does not affect membership status. Schuyler Community School building representatives shall provide notification of this assessment to the superintendent's office.

The superintendent's office shall be responsible for maintaining records and completing bookkeeping for the EMLB. Bank days donated may not be withdrawn if a member decides to withdraw from the bank.

III. Eligibility

Eligibility to withdraw EMLB days shall require: contribution of the required day(s) during the current contractual year; all annual PTO days and accumulated sick leave days must have been used; the absence must be for three or more successive contractual days; the extended absence must meet the guidelines established; and the application form must be accompanied by a statement from a physician or school nurse indicating the necessity of the absence if for reasons other than funeral/bereavement. (Exception: the three successive days absence guideline does not apply to regularly scheduled (monthly) absences that are necessary for the treatment of a chronic/ongoing medical condition.) When applicable, long term disability benefits would commence after all annual PTO days and accumulated sick leave days and allowed EMLB days have been utilized. The long term disability compensation waiting period is 30 calendar days from the first day of the employee's absence. The EMLB cannot be used when workman's compensation is applicable. The workman's compensation waiting period is 7 calendar days from the first day of the employee's absence.

It is the responsibility of each certificated staff member to contact the District Business Manager to apply for LTD.

IV. Application

Application for EMLB days shall be made to the Schuyler Community Schools building representatives. Building representatives shall be defined as the certified staff members elected to the Schuyler Education Executive Board from Schuyler Community Schools. Application must be made within five (5) days of returning to work after the extended absence. Planned leaves may be applied for up to 30 days prior to the event. After the superintendent and district business manager are informed that an application is made, the teacher's salary will not be affected unless deductions are necessary after all requests are considered. The Schuyler Community School building representatives will consider applications within ten (10) working days of the application.

A member shall make a personal appearance before the Schuyler Community Schools building representatives if applying for EMLB days for two (2) consecutive years.

II. INSURANCE INFORMATION

2.1 LIFE INSURANCE.

The Board of Education will provide each teacher term life insurance in the amount of $25,000 with the Board paying the premium. (An additional $15,000 of coverage may be purchased for $/month by the insured.)

2.2 HEALTH AND ACCIDENT.

The School District shall provide Blue Cross Blue Shield health dual option insurance and single dental insurance coverage through the EHA on a four tier format for all certified staff electing to be covered and their dependents when applicable. A certified staff member who has a spouse that is employed as a certified staff member in another school district or ESU, and who is eligible for that district's or ESU's health insurance are encouraged to work cooperatively with Schuyler Community Schools in sharing health insurance costs. SCS is willing to work with the spouse's district in deciding which district will hold the health insurance policy. The certified staff members and dependents who are covered by SCS health insurance shall receive the benefits provided for teachers and their dependents who are insured under group insurance plans, namely $900 Deductible/$3,500 HSA (Dual Option) health coverage and PP0 80% and single A and B with 50% C dental coverage, issued by Blue Cross/Blue Shield of Nebraska Educator's Health Alliance, for insuring the NSEA Nebraska Teachers Group. There will be no cash payments added to the salaries in lieu of taking this fringe benefit. Exception for clarification: if the staff member of Schuyler Community Schools has a spouse who is also a staff member of Schuyler Community Schools, the Board will pay for the fringe benefit in the amount necessary but not more than the amount set out above. This would entitle a teaching husband-and-wife combination in the above situation to a fully paid family dental benefit. There would be no cash allowance in lieu of any available fringe benefit in the above instance.

When a wife and husband no longer have dependents, the wife will receive single coverage and the husband will receive single coverage. The wife and husband will each receive single dental coverage.

The four (4) tier health coverage include the following monthly payments:

2019-20 Health Insurance Costs (5% Discount Rate)

$1,200 Deductible	**Health**	**Dental**	**Total Cost**
Employee	$597..25	$28.96	$7,514.52
Employee and Child(ren)	$1,104.90	$28.96	$13,606.32
Employee and Spouse	$1,254.20	$28.96	$15,397.92
Employee, Spouse and Child(ren)	$1,684.07	$28.96	$20,556.36
Married Couple Benefit (Family Dental)		$52.70	$632.40

$3,500 HSA	**Health**	**Dental**	**Total Cost**
Employee	$512.61	$28.96	$6,498.84
Employee and Child(ren)	$948.36	$28.96	$11,727.84
Employee and Spouse	$1,076.50	$28.96	$13,265.52
Employee, Spouse and Child(ren)	$1,445.46	$28.96	$17,693.04
Married Couple Benefit (Family Dental)		$52.70	$632.40

2.3 INCOME PROTECTION.

The Board of Education will provide and pay for the income protection plan (long term disability) for each teacher.

2.4 IRS SECTION 125 PLAN.

The Schuyler Community Schools has in place an Internal Revenue Service Section 125 Plan.

III. SALARY INFORMATION

3.1 SALARY SCHEDULE. The salary schedule for the teachers shall be in accordance with Appendix "A" attached hereto with a base salary of ***$ 35,750.***

3.2 EMPLOYMENT PERIOD. The annual employment period for teachers shall be 185 contract days.

3.4 VERTICAL MOVEMENT. In no case can a teacher move vertically more than one step per year. All teachers shall move vertically one step down at the beginning of the contract year for each year of experience, providing the teacher is not at the bottom step of a salary schedule column. Teachers initially hired for one semester or longer shall be credited with one year of experience for that partial year.

3.5 HORIZONTAL MOVEMENT.
A teacher wishing to move horizontally on the salary schedule must meet the following criteria:
(A) All hours beyond the bachelor's degree must be:

(1) Graduate hours,
(2) Must be in accordance with a schedule of courses leading toward a Master's degree,
(3) Must be approved by the superintendent, or
(4) The Superintendent of Schools is authorized to give written permission for a certificated staff member to take nine (9) hours of college credit, which is not in an advanced degree program. The Superintendent of Schools will approve courses prior to enrollment. Courses which are considered an enhancement to student instruction will be given priority consideration.

(B) The BA+36 column will no longer exist with the following exceptions:

- Certified staff that are in the BA+36 column at the beginning of the 2006-2007 contract year will be allowed to continue vertical movement on the BA+36 column until they have reached step 14 (1.72 index) for contract year 2006-2007 and step 15 (1.76) for contract year 2007-2008. All vertical movement on the BA+36 column will be at a 4% rate regardless of any subsequent changes in the vertical movement rate of compensation.

(C) Columns which recognize MA + 9 hours, MA + 18 hours, and MA + 27 are included in the salary schedule. To be recognized, the following criteria must be met:

(1) hours must be beyond those required for endorsements in teaching areas,
(2) all hours must be on graduate level,
(3) all hours must be in the teacher's specialty field in which he/she is assigned,
(4) all hours must be approved by the superintendent. Hours for which approval is not given will be explained in writing by the superintendent for the teacher's information.

The intent of the three columns (MA+9; MA+18; MA+27) is to recognize individuals who have taken graduate work beyond the MA, which is taken for professional improvement, or work on a doctorate.

(D) It is a teacher's responsibility to notify the superintendent's office in writing no later than May 15 if s/he intends to move horizontally on the schedule for the coming school year. If the teacher fails to notify the office of the superintendent by May 15 he/she may not be advanced horizontally for the coming year.

(E) Credits earned or reported after the opening day of school will not be counted on the salary schedule until the next contract year.

(F) It is the responsibility of the teacher to have on file in the superintendent's office transcripts of all college credit earned that is pertinent to that teacher's placement on the salary schedule, pertinent to meeting state accreditation standards, and for verification of data used in state aid applications.

3.6 SUBSTITUTE TEACHING. When a certified staff member is asked by the administration to substitute during their planning period in another teacher's absence, the teacher substituting shall receive:

All teachers will receive 17.50 dollars per period. In the event that a staff member covers less than a full period of time, the following is the prorated payment:

- Less than half of a period (20 minutes) – no compensation
- Half or more of a period - $17.50

3.7 TEACHING EXTRA CLASSES. A 6th thru 12th grade teacher who teaches a full class period during his/her plan period (forfeiting all of a planning period) shall receive an additional fraction of his/her salary equivalent to one (1) period of the day.

3.8 PART-TIME TEACHERS. Part-time teachers will be placed on an adjusted index to compensate for the ten non-teaching days on the contract, unless such teacher is otherwise compensated for these days.

$$\text{Adjusted Index} = \frac{\text{Index} \times (10 + (175 \times \text{part-time employee}))}{185}$$

Accordingly, the equivalent ratio of employment shall be applied to all benefits listed in this document. Non-teaching in service days shall be established at the beginning of the contract year.

3.9 EXTRA DUTY PAY

3.9A EXTRA DUTY SCHEDULE CLASSIFICATIONS

Class 0 – (unpaid)

FCA
Wrestling Aids

Class I

Art Club
Flags
National Honor Society
9th Grade Sponsor
S Club Assistant

Class II

AV Director
Mock Trial
10th Grade Sponsor
12th Grade Sponsor

Class III

11th Grade Sponsor(s) 2 times the money
Science and Math Club
Cultural Unity Club
S Club
SADD
FFA Assistant
Elementary Recorder Choir
Youth Program Coach (FB, VB, Wr, GBB, BBB)

Class IV

One Act Play Asst. Director
FCCLA
FFA
Musical
Plays
HS Student Council
Vocal Music

Class V

Junior High Assistant Coaches
- Football
- Volleyball
- Boys' & Girls' Basketball
- Boy's & Girls' Track
- Wrestling
- Cross Country

One Act Play Director
Strive Sponsor/Channel 99
Dance Team

Class VI

Junior High Head of Program Coaches
- Football
- Volleyball
- Boys' & Girls' Basketball
- Boy's & Girls' Track
- Wrestling
- Cross Country

**Head coaches on step 10 will be placed at 9% for the 2015-16 contract year.*

Class VI(Continued)

Assistant Cross Country
Speech
Intramural Coordinator

Class VII

Assistant Softball
Assistant Soccer
Assistant Track
Cross Country

Class VIII

Head Golf Coach
Assistant Coaches
- Basketball
- Football
- Volleyball
- Wrestling
- *(including 9th Grade Coaching)*

Cheerleader Sponsor

Class IX

Head Softball Coach
Head Soccer Coach

Class X

Head Coaches
- Basketball
- Football
- Track
- Volleyball
- Wrestling
- Band

The following activities shall have constant % of the base or a set dollar amount and therefore are not placed on the above Extra Duty Schedule.

3.9B Extra Duty Pay Schedule – Based on Constant Percentages of the base

- Head Teacher – 7%
- Building level LAN Manager - $300
- Head Weight Training Coordinator – 5%
- Assistant Weight Training Coordinator – 3%
- Middle School Student Council Sponsor – 3.9%.
- Schuyler Youth Group Sponsor – 3.9%
- Aerobic Trainer – 5% - If the position is shared by 2 people, each shall receive 3.25%
- Music Director 7th and 8th grade - $50/public performance and approved activity outside of school time. Plus $100/contest.
- School Improvement Team (SIP):
  -Chair of SIP – 6% If co-chairs, each gets 4%
  -School Improvement Team Committee members (K-8 only) – 2.5%
  -Target Area Goal Chair and School Profile Chair (High School only) – 3%
- SAT/504/Rural School IEP Case Managers (K-12: If added to a full teaching load) – 5%
- Assistant High School Musical Director (when there is a high school musical) – 2.5%
- Strive Assistant – $10.00 per hour not to exceed a total of $1,625.
- One Act Play Set Building Coordinator - $750
- Grade-level Reading Coaches - $500 per semester

3.9B EXTRA DUTY PAY SCHEDULE – CLASSIFICATIONS CATEGORIES

Experience	I	II	III	IV	V	VI	VII	VIII	IX	X
1	1.3	1.8	2.5	4.1	6.0	7.2	8.5	9.5	11.0	12.5
2	1.4	1.9	2.6	4.2	6.0	7.3	9.0	10.0	12.0	13.5
3	1.5	2.0	2.7	4.3	6.0	7.4	9.5	10.5	12.5	14.0
4	1.6	2.1	2.8	4.4	6.0	7.5	10.0	11.0	13.5	15.0
5	1.7	2.2	2.9	4.5	6.0	7.6	10.5	11.5	14.0	15.5
6	1.8	2.3	3.0	4.6	7.5	7.7	11.0	12.0	16.0	16.5
7	1.9	2.4	3.1	4.7	7.5	7.8	11.5	12.5	17.0	17.5
8	2.0	2.5	3.2	4.8	7.5	7.9	12.0	13.0	17.5	18.5
9					7.5	7.9	12.0	13.0	18.0	19.0
10					9.0	10.0	12.0	13.0	18.0	19.5

Percentage (times) base salary determines extra duty pay.

3.9C EXTRA DUTY REVIEW COMMITTEE

Purpose: This committee shall review the placement of coaching and sponsorship positions on the extra duty schedule. Any individual (sponsor or coach) may petition for an increase in compensation. Documentation that supports hours, effort, educational benefits, etc. will be required from the sponsor/coach submitting the request. Individuals must submit request and documentation by May 1st.

Committee Members: 1. Principal or Assistant Principal. 2. High School AD. This person will serve at the chair of the committee. 3. Two of the four building representatives.

Procedures: 1. Individual submits request and documentation to committee chairperson.
2. Committee evaluates request and documentation.
3. Review committee provides recommendations to SEA and board negotiating team by June 1st.
4. The board negotiating team makes a recommendation to the entire board if approved by SEA and board negotiating teams.
5. The entire board acts on the recommendation.

3.9D MISCELLANEOUS EXTRA DUTY PAY CONSIDERATIONS

1. Coaching pay includes pre-school athletic practice in the fall of the year.

2. Weight lifting coordinator and assistant coordinator pay includes the summer conditioning program.

3.Extended contract will be figured by taking 1/185 X the number of days of extended contract plus the experience in the BA column to step 7 (1.24). Minimum payment $190.27/day; Maximum payment $235.94/day. Current extended contracts are grandfathered and any reduction may be subject to provisions of the reduction in force policy. Extended contracts for new employees will be considered on an annual basis and listed as an "extra duty" assignment.

4. The Board of Education will pay individual teachers the minimum hourly wage for carrying out any assigned supervisory duties in connection with sports and ticket selling.
Exception: Teachers will receive their faculty pass for their first three supervisory duties. There will be no hourly wage for the first three supervisory duties.

3.9.E CURRICULUM IMPROVEMENT AND PROGRAM DEVELOPMENT REQUESTS

Staff requests to develop curriculum and improve programs can be funded to a maximum of $7,000 at a rate of $23 per hour. All projects will be completed "off contract time". Proposals developed by one or more teachers may be submitted throughout the school year. Proposals must include a) Title; b) Description; c) Rationale; d) Objectives; e) Budget; and f) Completion time line. Payment of staff members will occur upon project completion. All projects must be completed by August 1 of the current fiscal year so final payments can be made at the final board meeting of the fiscal year in August. Funds will be available on a quarterly basis with unused money carried over to the next quarter for other proposals. Proposals will be submitted by the

15th of the month to be considered by the school board at the next month's meeting. Quarters will conclude at the end of November, February, May and August.

3.9.F MISCELLANEOUS EXTRA DUTY PAY

-Summer Pay for SPED - Certified SPED teachers will be compensated at the rate of $23.00 per hour.
-Summer school teachers – including kindergarten round-up – and high school weight room supervisors will be paid at the rate of $23.00 per hour.

Incentive Pay: The board of education and the SEA will agree annually on incentive pay. The board will officially adopt the "teacher incentive plan" memorandum of understanding (MOU) in the fall of the current school year. Items considered for inclusion in the incentive plan and the amounts paid will be reviewed annually and attached to this document as Appendix "C".

3.10 Living in the Schuyler School District Stipend
Refer to Appendix A

IV. CONTRACT INFORMATION

4.1 CONTRACT RELEASE.

Release from contract for the purpose of accepting a new position in other educational systems will be granted prior to June 1st, and upon contracting a qualified replacement. Releases from contract after June 1st, are allowable by mutual agreement between the teacher and the Board of Education.

V. GRIEVANCE PROCEDURE

The grievance procedure shall be in accordance with Appendix "B" attached hereto.

VI. DURATION

This contract shall be effective as of August 1, *2019* and shall continue in effect until July 31, *2020.* If a new and substitute contract has not been duly entered into prior to July 31, *2021* the terms of this contract shall continue in full force and effective until such substitute contract is adopted, which shall then be fully retroactive to August 1, *2019.*

APPENDIX A

DISTRICT RESIDENCY POLICY FOR CERTIFIED STAFF

It is the philosophy of the Schuyler Community Schools that all Schuyler Community Schools employees should live within the boundary of the Schuyler Community Schools district. Therefore the following provisions shall be put into place.

Definitions:
Certified Staff: All teachers who are contracted for a minimum of .50 FTE.

Primary Domicile: Living within the boundaries of Schuyler Community Schools District and is eligible to register to vote in the Schuyler district, and is not a registered voter in another school district.

District: A subdivision of the state (school) or of a county, city, village, or other political subdivision in which all registered voters residing within the district are entitled to participate in the election of any one or more candidates or in the determination by election of any question or proposition. (Nebraska Statute – Section 32-107)

Residency: 1) that place in which a person is actually domiciled, which is the residence of an individual or family, with which a person has a settled connection for the determination of his/her civil status or other legal purposes because it is actually or legally his/her permanent and principal home, and to which, whenever he/she is absent, he/she has the intention of returning, 2) the place where a person has his/her family domiciled even if he/she does business in another place. (Nebraska Statute – Section 32-116)

Any Schuyler Community Schools certified staff member who moves into District #19-0123 (Schuyler Community Schools) after January 1, 2006 is eligible to receive a $1,000 bonus. The board reserves the right to inspect appropriate documentation to verify this action. The payment of said bonus will be made upon the board's completion and acceptance of such inspection.

No certified staff member may receive the described bonus more than once.

APPENDIX "B"

GRIEVANCE PROCEDURE

I. DEFINITION

A. A "grievance" is an alleged violation or abuse of any term or condition of employment.

B. A "grievant" is an employee(s) who files a grievance.

C. "Day" means calendar day: Saturdays, Sundays, and State mandated legal holidays are excluded as the last day of the time limit.

D. "Representative" is a person or agent designated to represent either party in the grievance procedure.

E. "Party in interest" is a person, agent, or agency with an interest in the grievance.

II. PROCEDURE

A. Grievances shall be processed promptly and expeditiously.

B. Time notwithstanding, grievances shall be adjudicated as set out within this grievance procedure.

C. Formal grievance shall be filed in writing. Communications and decisions concerning formal grievance shall be in writing.

D. Provided requests for grievances are filed two (2) days prior to the hearing, parties in interest shall be permitted representatives limited to two persons at all levels of the procedures, and witnesses determined by the person or body conducting the hearing, provided requests for such are filed two (2) days prior to the hearing.

E. Failure by a grievant to process a grievance within the specified time limit shall render the grievance as waived or settled in favor of the Board of Education.

F. After Level III, there shall be no additional evidence submitted during the grievance process.

III. PROCESSING

A. Level I - Informal Grievances

In order to resolve the grievance, a grievant shall discuss informally with his/her immediate superior, the principal, and any alleged violation of abuse making up the grievance within fourteen (14) days of the occurrence. Failure to resolve the grievance within (7) days shall advance it to Level II.

B. Level II - Formal Grievances

A grievant shall file a formal written grievance with the principal within thirty (30) days of the occurrence, and said writing shall contain a precise statement of the nature of the grievance, shall identify the article or provision of the contract or item arrived at through negotiation allegedly violated, shall present the evidence, shall state the remedy requested, and shall be signed by the grievant. The principal

shall issue a decision within seven (7) days of receipt.

C. Level III - Appeals to the Superintendent of Schools

1. Within five (5) days of the decision at Level II, the grievant may request an appeal to the superintendent. The appeal shall include all materials previously submitted.

2. The superintendent shall establish a hearing within ten (10) days following such requests and shall notify the grievant at least five (5) days prior to the hearing date.

3. Within five (5) days after the hearing, the superintendent shall notify the parties in interest of his decision.

D. Level IV - Appeals to the Board

Grievances appealed to the Board shall be processed as in Level III, except that the Board will establish a hearing within thirty (30) days.

E. General Provisions

1. No prejudice will attend any party in interest by reason of the utilization or participation in the grievance procedure.

2. The filing or pendency of any grievance shall not impede the normal management operation of the schools.

3. All records of grievance processing shall be filed separately.

4. Parties in interest will cooperate in investigating and providing pertinent information concerning a grievance being processed.

Appendix "C"

2018-19 Incentive Pay Program

Items listed below are considered outside of scope of regular teaching assignments and considered for additional compensation and/or payment under the Schuyler Community Schools Master Agreement provision for Incentive Pay. Items identified below are in mutual agreement between the board of education and the Schuyler Education Association.

Teach College Credit Course under the guidelines outlined by the Institution granting college or dual credit for the class. $100 per college credit hour

a. Master Degree Teacher.
b. Approval of course curriculum with the college.
c. Enroll students and teach college course.
d. Assess student progress and submit grades to the high school and college.
e. Stipends paid in July payroll following course completion.

Teach Language (Spanish/English) Course $50 per person/ $500 maximum

a. Course designed to promote progress toward employee bilingual certification.
b. Submit required class schedule: minimum of 24 hours.
c. Employee cost to enroll: $10 per participant.
d. Submit required class attendance and course evaluation.
e. Stipends paid in January/July payroll following course completion.

College tuition reimbursement for courses completed for additional endorsement or advanced degree without salary advancement.

a. College Course for additional endorsement or advanced degree in approved area.
b. Course must be approved prior to enrollment.
c. Reimbursement for actual tuition cost up to $200 per credit hour.
d. Incentive reimbursement ***is upon proof of registration for the course or*** upon successful completion of the course. ***If paid in advance, transcripts must be provided to verify successful completion of the course or repayment is required.***
e. If used for salary advancement, tuition incentive must be repaid prior to advancement.
f. Limit of 30 credits per semester. (first come, first serve basis)

SCHS School Improvement Grant (SIG) Incentive:

Math and Reading Improvement Incentives

Math Performance	$4,000
Reading Performance	$4,000

BILINGUAL CERTIFICATION: $500 per year for 5 years.

1. Participate in the State of Nebraska "Seal of Biliteracy Program"
2. Attain Proficiency on Form B of the AAPPL-ACTFL Assessment of Performance toward Proficiency in Languages Test.
3. Must recertify every 5 years.

DISTRICT RESIDENCY POLICY FOR CERTIFIED STAFF

It is the philosophy of the Schuyler Community Schools that all Schuyler Community Schools employees should live within the boundary of the Schuyler Community Schools district. Any Schuyler Community Schools certified staff member who moves into District #19-0123 (Schuyler Community Schools) after January 1, 2006 is eligible to receive a **$1,000** bonus. The board reserves the right to inspect appropriate documentation to verify this action. The payment of said bonus will be made upon the board's completion and acceptance of such inspection. (Appendix "A" of the Certified Staff Master Agreement)

Workforce Housing Initiative Pilot Program (WHIPP)

In addition, any Schuyler Community Schools certified staff member who qualifies for the residence program and elects to participate in WHIPP as a renter or owner shall be eligible for additional compensation as specified below:

WHPP Home Renter: $1,000 per year for 5 years (Total $5,000)
WHPP Home Owner: $2,000 per year for 5 years or a total of $10,000 lump sum payment

Schuyler Education Association	**Board of Education**
_____	_____
President	President
_____	_____
Chief Negotiator	Secretary

VII. ENTIRE AGREEMENT

This agreement sets forth the entire intent and understanding of all parties hereto on the subject hereof.

IN WITNESS WHEREOF, the parties hereto have hereunder caused this instrument to be executed on the **12th *day of November, 2018***.

For the Board of Education	For the Schuyler Education Association
_____	_____
_____	_____
_____	_____
_____	_____

Addendums outside the enforcement of this contract

*According to Neb. Statute 48-811, 816 and 818 reflected in SCS policy 407.07, the following timelines are in affect beginning w/ the 2013-14 contract and continuing until changed by state statute.

- September 1 or earlier– SEA recognition requested
- October 1 or earlier– Board response to SEA request
- November 1 or earlier– Negotiations shall begin
- February 8 – if needed – mandatory mediation or fact-finding (unless waived by all parties)
- March 25 (with exception) negotiations, mediation and fact-finding shall end
- If no agreement – file a petition w/ the CIR
- September 15 of the following year - CIR renders decision

*A "salary schedule" committee shall be organized annually by the superintendent:

- The committee shall be made up of teachers, administrators and board members
- To research traditional and unique salary schedules
- To present to the board and SEA a salary schedule for discussion
- To be completed prior to the start of negotiations

Schuyler Community Schools Salary Schedule
2019-2020

Base $35,750
Acros 0.0500
Down 0.0400

*** Allow 7 years outside experience**

Grandfathered

	BA	BA+9	BA+18	BA+27	BA+36	BA+45	MA	MA+9	MA+18	MA+27
1	$35,750.00	$37,537.50	$39,325.00	$41,112.50	$42,900.00	$42,900.00	$42,900.00	$44,687.50	$46,475.00	$48,262.50
	1.0000	1.0500	1.1000	1.1500	1.2000	1.2000	1.2000	1.2500	1.3000	1.3500
2	$37,180.00	$38,967.50	$40,755.00	$42,542.50	$44,330.00	$44,330.00	$44,330.00	$46,117.50	$47,905.00	$49,692.50
	1.0400	1.0900	1.1400	1.1900	1.2400	1.2400	1.2400	1.2900	1.3400	1.3900
3	$38,610.00	$40,397.50	$42,185.00	$43,972.50	$45,760.00	$45,760.00	$45,760.00	$47,547.50	$49,335.00	$51,122.50
	1.0800	1.1300	1.1800	1.2300	1.2800	1.2800	1.2800	1.3300	1.3800	1.4300
4	$40,040.00	$41,827.50	$43,615.00	$45,402.50	$47,190.00	$47,190.00	$47,190.00	$48,977.50	$50,765.00	$52,552.50
	1.1200	1.1700	1.2200	1.2700	1.3200	1.3200	1.3200	1.3700	1.4200	1.4700
5	$41,470.00	$43,257.50	$45,045.00	$46,832.50	$48,620.00	$48,620.00	$48,620.00	$50,407.50	$52,195.00	$53,982.50
	1.1600	1.2100	1.2600	1.3100	1.3600	1.3600	1.3600	1.4100	1.4600	1.5100
6	$42,900.00	$44,687.50	$46,475.00	$48,262.50	$50,050.00	$50,050.00	$50,050.00	$51,837.50	$53,625.00	$55,412.50
	1.2000	1.2500	1.3000	1.3500	1.4000	1.4000	1.4000	1.4500	1.5000	1.5500
7	$44,330.00	$46,117.50	$47,905.00	$49,692.50	$51,480.00	$51,480.00	$51,480.00	$53,267.50	$55,055.00	$56,842.50
	1.2400	1.2900	1.3400	1.3900	1.4400	1.4400	1.4400	1.4900	1.5400	1.5900
8		$47,547.50	$49,335.00	$51,122.50	$52,910.00	$52,910.00	$52,910.00	$54,697.50	$56,485.00	$58,272.50
		1.3300	1.3800	1.4300	1.4800	1.4800	1.4800	1.5300	1.5800	1.6300
9		$48,977.50	$50,765.00	$52,552.50	$54,340.00	$54,340.00	$54,340.00	$56,127.50	$57,915.00	$59,702.50
		1.3700	1.4200	1.4700	1.5200	1.5200	1.5200	1.5700	1.6200	1.6700
10			$52,195.00	$53,982.50	$55,770.00	$55,770.00	$55,770.00	$57,557.50	$59,345.00	$61,132.50
			1.4600	1.5100	1.5600	1.5600	1.5600	1.6100	1.6600	1.7100
11				$55,412.50	$57,200.00	$57,200.00	$57,200.00	$58,987.50	$60,775.00	$62,562.50
				1.5500	1.6000	1.6000	1.6000	1.6500	1.7000	1.7500
12					$58,630.00	$58,630.00	$58,630.00	$60,417.50	$62,205.00	$63,992.50
					1.6400	1.6400	1.6400	1.6900	1.7400	1.7900
13					$60,060.00	$60,060.00	$60,060.00	$61,847.50	$63,635.00	$65,422.50
					1.6800	1.6800	1.6800	1.7300	1.7800	1.8300
14					$61,490.00	$61,490.00	$61,490.00	$63,277.50	$65,065.00	$66,852.50
					1.7200	1.7200	1.7200	1.7700	1.8200	1.8700
15					$62,920.00	$62,920.00	$62,920.00	$64,707.50	$66,495.00	$68,282.50
					1.7600	1.7600	1.7600	1.8100	1.8600	1.9100
16									$67,925.00	$69,712.50
									1.9000	1.9500
17										$71,142.50
										1.9900

Schuyler Community Schools
Certificated Teachers Master Agreement
Negotiations 2019-20

1. **2019-20 Array:** Bennington, Blair, Crete, Ralston, Seward, Springfield-Platteview, Wahoo, Waverly

2. **2018-19 FTE** 146.00 **2019-20 FTE** 146.00
3. **2018-19 Factor** 211.46 **2019-20 Factor** 214.98
4. **2018-19 Base** $35,200 **2019-20 Base** $35,750

5. **Health Insurance:** Increases from $1,000 to $1,200 deductible/ $3,500 (Dual Option HSA) deductible health and Option 2 Dental Coverage.

2018-2019 Health Insurance Costs (5% Discount Rate)

$1,000 Deductible	**Health**	**Dental**	**Total Cost**
Employee	$567.72	$28.67	$7,156.68
Employee and Child(ren)	$1,050.28	$28.67	$12,947.40
Employee and Spouse	$1,192.20	$28.67	$14,650.44
Employee, Spouse and Child(ren)	$1,600.83	$28.67	$19,554.00
Married Couple Benefit (Family Dental)		$52.18	$626.16

$3,500 HSA	**Health**	**Dental**	**Total Cost**
Employee	$487.27	$28.67	$6,191.32
Employee and Child(ren)	$901.48	$28.67	$11,161.84
Employee and Spouse	$1,023.29	$28.67	$12,623.29
Employee, Spouse and Child(ren)	$1,374.01	$28.67	$16,832.20
Married Couple Benefit (Family Dental)		$52.18	$626.16

2019-20 Health Insurance Costs (5% Discount Rate)

$1,200 Deductible	**Health**	**Dental**	**Total Cost**
Employee	$597..25	$28.96	$7,514.52
Employee and Child(ren)	$1,104.90	$28.96	$13,606.32
Employee and Spouse	$1,254.20	$28.96	$15,397.92
Employee, Spouse and Child(ren)	$1,684.07	$28.96	$20,556.36
Married Couple Benefit (Family Dental)		$52.70	$632.40

$3,500 HSA	**Health**	**Dental**	**Total Cost**
Employee	$512.61	$28.96	$6,498.84
Employee and Child(ren)	$948.36	$28.96	$11,727.84
Employee and Spouse	$1,076.50	$28.96	$13,265.52
Employee, Spouse and Child(ren)	$1,445.46	$28.96	$17,693.04
Married Couple Benefit (Family Dental)		$52.70	$632.40

To: Board and SEA Negotiations Reps
From: Dr. Hoesing
Re: Negotiations Meeting Minutes
Date: October 22, 2018

Call Meeting to Order: 6:30 PM.
Teachers: Mark Wemhoff, Miranda Mally
Teachers Absent: Becky Black, Jeremy Hlavac
Board Members: Rich Brabec, Chuck Misek, and Brian Vavricek

Items discussed at the meeting

1. **Ground Rules:** Reviewed Ground Rules for 2018-19 negotiations process.
2. **Proposed Meeting Dates:** Prefer Monday @ 6:30 PM
   Next Meeting: Monday, November 5th @ 6:30 PM.
3. **Incentive Plan Draft:** Reviewed proposed 2018-19 Incentive Plan: See Attachment
4. **Adjourned:** 6:50 PM

From: Dr. Hoesing
Re: Negotiations Meeting Minutes
Date: November 5, 2018

Call Meeting to Order: 8:00 PM.
Teachers: Mark Wemhoff, Miranda Mally, Becky Black, Jeremy Hlavac
Board Members: Rich Brabec, Chuck Misek

Items discussed at the meeting

1. Reviewed minutes from October 22, 2018

2. Discussion on proposed Array of Schools
   Wayne is the only school from 2018-19 that does not legally fit in the array
   (Agreed to drop Wayne from the Array)

3. **Discussion on SEA Contract Considerations** **Total Cost**
   2019-20 Staff Movement: **$135,000**
   2019-20 Insurance Increase: **$110,000**

   SEA Request Base Increase: $800 36,000
   Board Counter Offer: $400 35,600
   SEA Counter Offer: $550 35,750
   Board Accepted $550 base increase

   Add Step on MA, MA9, MA18 and MA 27 Colum
   Board Response: **Reject** (Salary Schedule Comparison)

   Extra Duty: Recorder Choir Class IV (7:15 am to 8:00)
   Board offer: **Recorder Choir Class III**
   SEA accepted board offer

   Board Request: Extra Duty: Youth Coach – Class III
   (Football, Volleyball, Girls/Boys Basketball, Wrestling)
   SEA Accepted Youth Coach: Class III

   Incentive Plan: Increase from 150 to 300 per credit hour
   Board Counter Offer: $200 per credit hour
   SEA Accepted increase of $200 per credit hour

4. Additional BOE Contract Considerations

   PTO: PTO/Sick Days currently at 11 Days per year ***(No Action)***

2018-19 Incentive Pay Program:

Items listed below are considered outside of scope of regular teaching assignments and considered for additional compensation and/or payment under the Schuyler Community Schools Master Agreement provision for Incentive Pay. Items identified below are in mutual agreement between the board of education and the Schuyler Education Association.

Teach College Credit Course under the guidelines outlined by the Institution granting college or dual credit for the class. $100 per college credit hour

a. Master Degree Teacher.
b. Approval of course curriculum with the college.
c. Enroll students and teach college course.
d. Assess student progress and submit grades to the high school and college.
e. Stipends paid in July payroll following course completion.

Teach Language (Spanish/English) Course $50 per person/ $500 maximum

a. Course designed to promote progress toward employee bilingual certification.
b. Submit required class schedule: minimum of 24 hours.
c. Employee cost to enroll: $10 per participant.
d. Submit required class attendance and course evaluation.
e. Stipends paid in January/July payroll following course completion.

College tuition reimbursement for courses completed for additional endorsement or advanced degree without salary advancement.

a. College Course for additional endorsement or advanced degree in approved area.
b. Course must be approved prior to enrollment.
c. Reimbursement for actual tuition cost up to $200 per credit hour.
d. Incentive reimbursement ***is upon proof of registration for the course or*** upon successful completion of the course. ***If paid in advance, transcripts must be provided to verify successful completion of the course or repayment is required.***
e. If used for salary advancement, tuition incentive must be repaid prior to advancement.
f. Limit of 30 credits per semester. (first come, first serve basis)

SCHS School Improvement Grant (SIG) Incentive:

Math and Reading Improvement Incentives based on achievement scores

9-12 Math Performance $4,000 Maximum total award
9-12 Reading Performance $4,000 Maximum total award

BILINGUAL CERTIFICATION: $500 per year for 5 years.

1. Participate in the State of Nebraska "Seal of Biliteracy Program"
2. Attain Proficiency on Form B of the AAPPL-ACTFL Assessment of Performance toward Proficiency in Languages Test.
3. Must recertify every 5 years.

DISTRICT RESIDENCY POLICY FOR CERTIFIED STAFF

It is the philosophy of the Schuyler Community Schools that all Schuyler Community Schools employees should live within the boundary of the Schuyler Community Schools district. Any Schuyler Community Schools certified staff member who moves into District #19-0123 (Schuyler Community Schools) after January 1, 2006 is eligible to receive a **$1,000** bonus. The board reserves the right to inspect appropriate documentation to verify this action. The payment of said bonus will be made upon the board's completion and acceptance of such inspection. (Appendix "A" of the Certified Staff Master Agreement)

Workforce Housing Initiative Pilot Program (WHIPP)

In addition, any Schuyler Community Schools certified staff member who qualifies for the residence program and elects to participate in WHIPP as a renter or owner shall be eligible for additional compensation as specified below:

WHPP Home Renter: $1,000 per year for 5 years (Total $5,000)
WHPP Home Owner: $2,000 per year for 5 years or a total of $10,000 lump sum payment

Schuyler Education Association	**Board of Education**
_____	_____
President	President
_____	_____
Chief Negotiator	Secretary

October 2018 Progress Plan Update to the Schulyer Community Schools School Board

Student and Staff Culture
Strategy #1: Provide ongoing coaching and professional development for teachers on evidence-based instructional practices that support student mastery so that students feel academically safe to take risks with learning.

The administrators conducted professional development on Clear Learning Targets with teachers on October 5th. The administrators reported the session was well-received by teachers. This session began with the 4 Schools Activity shared by Dr. Capps to focus the team on their why. The administrators provided the teachers with Guided Notes on Clear Learning Targets and also videotaped the presentation for teachers to review who were not present. The team also shared the purpose of the 30 second feedback and value-added feedback. The final part of the training required staff to complete an “exit ticket” to share the specific element of clear learning targets they would be focusing on for the next week.

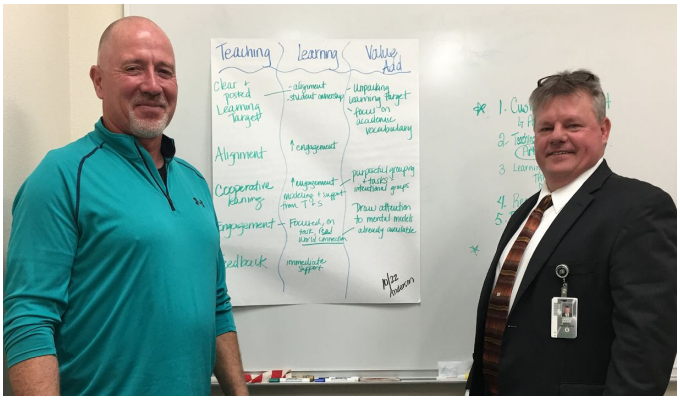

During Dr. Kennedy & Dr. Capps’ visits in October, value added coaching was modeled for the administration team and then the administration team completed their own coaching sessions with the support of consultants. The Value Added Coaching sessions allow the team to target specific teacher strengths and coach them to the next level by guiding them to further enhance their lesson delivery. So far, the administration team has completed 8 Value Added Sessions in the past few weeks.

As a follow up, the administration team will continue to complete 4 value added coaching sessions each week and schedule follow-up observations with the same teachers to ensure follow through.

Student and Staff Culture
Strategy #2: Develop common expectations regarding teacher use of research based strategies and proficiency scales so that classroom instruction is engaging and high expectations for student learning are upheld consistently throughout the building.

In order to maintain consistency with evidence based instructional strategies so that classroom instruction is engaging and high expectations for student learning are upheld, a quick reference guide for administrators and teachers was created by Dr. Dave Gibbons, Mr. Mark Brady, Dr. Kathy Kennedy and teachers within the district. Dr. Dave Gibbons, with the help of Mark Brady from ESU 7, printed flip books of the Schulyer Quick Reference Guides for all teachers in the

Schuyler Community School district. Additionally, the administrators were given a pamphlet containing the instructional strategies to use with coaching. The administrative team at Schuyler Central High School is also working to adopt a lesson plan template to ensure consistency in lesson planning throughout the building.

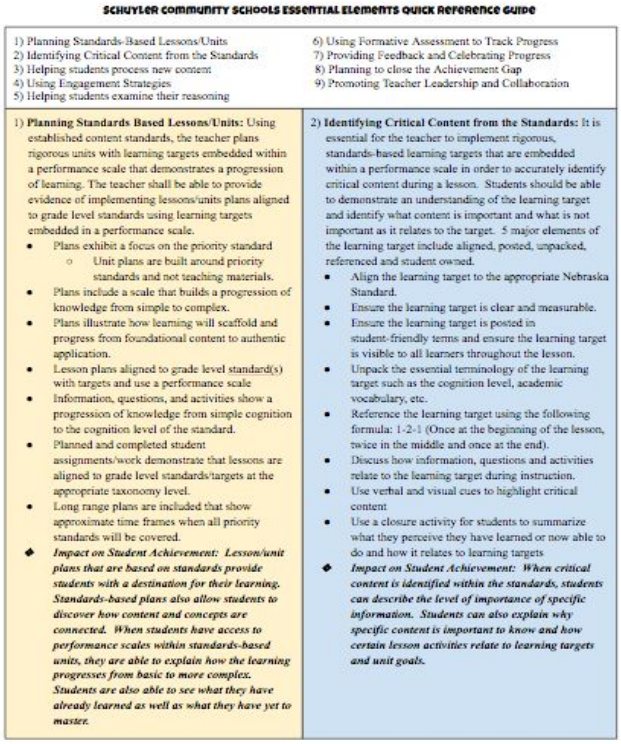

SCHUYLER COMMUNITY SCHOOLS ESSENTIAL ELEMENTS QUICK REFERENCE GUIDE

1) Planning Standards-Based Lessons/Units
2) Identifying Critical Content from the Standards
3) Helping students process new content
4) Using Engagement Strategies
5) Helping students examine their reasoning
6) Using Formative Assessment to Track Progress
7) Providing Feedback and Celebrating Progress
8) Planning to close the Achievement Gap
9) Promoting Teacher Leadership and Collaboration

1) **Planning Standards Based Lessons/Units:** Using established content standards, the teacher plans rigorous units with learning targets embedded within a performance scale that demonstrates a progression of learning. The teacher shall be able to provide evidence of implementing lessons/units plans aligned to grade level standards using learning targets embedded in a performance scale.

- Plans exhibit a focus on the priority standard
  - Unit plans are built around priority standards and not teaching materials.
- Plans include a scale that builds a progression of knowledge from simple to complex.
- Plans illustrate how learning will scaffold and progress from foundational content to authentic application.
- Lesson plans aligned to grade level standard(s) with targets and use a performance scale
- Information, questions, and activities show a progression of knowledge from simple cognition to the cognition level of the standard.
- Planned and completed student assignments/work demonstrate that lessons are aligned to grade level standards/targets at the appropriate taxonomy level.
- Long range plans are included that show approximate time frames when all priority standards will be covered.
- ***Impact on Student Achievement: Lesson/unit plans that are based on standards provide students with a destination for their learning. Standards-based plans also allow students to discover how content and concepts are connected. When students have access to performance scales within standards-based units, they are able to explain how the learning progresses from basic to more complex. Students are also able to see what they have already learned as well as what they have yet to master.***

2) **Identifying Critical Content from the Standards:** It is essential for the teacher to implement rigorous, standards-based learning targets that are embedded within a performance scale in order to accurately identify critical content during a lesson. Students should be able to demonstrate an understanding of the learning target and identify what content is important and what is not important as it relates to the target. 5 major elements of the learning target include aligned, posted, unpacked, referenced and student owned.

- Align the learning target to the appropriate Nebraska Standard.
- Ensure the learning target is clear and measurable.
- Ensure the learning target is posted in student-friendly terms and ensure the learning target is visible to all learners throughout the lesson.
- Unpack the essential terminology of the learning target such as the cognition level, academic vocabulary, etc.
- Reference the learning target using the following formula: 1-2-1 (Once at the beginning of the lesson, twice in the middle and once at the end).
- Discuss how information, questions and activities relate to the learning target during instruction.
- Use verbal and visual cues to highlight critical content
- Use a closure activity for students to summarize what they perceive they have learned or now able to do and how it relates to learning targets
- ***Impact on Student Achievement: When critical content is identified within the standards, students can describe the level of importance of specific information. Students can also explain why specific content is important to know and how certain lesson activities relate to learning targets and unit goals.***

Student and Staff Culture
Strategy #3: Develop a culture of constant feedback for teachers through coaching, observation, PLC discussions, and peer interactions so that teachers develop a collective sense of efficacy focused on creating and implementing a common instructional language within the school.

For the months of August, September, and October teachers have received 30 second feedback focused on Clear Learning Targets. Because there have been other terms used (objective, proficiency scale, goal, etc.), there was confusion within the school related to expectations. Because of this, the administrative team has formed a common language (learning target), and has provided professional development and feedback specific to student achievement and the effects of posting a clear learning target.

Since August, the administrative team has completed 125 observations and provided teachers with written feedback.

As a follow-up, the administrative team will continue using the language of "learning target," provide further professional development on clear learning targets and the 5 components, while also providing further feedback and Value Added Coaching sessions for teachers. Administrators will continue to complete 10 observations each week. Of the 10 observations, 4 will be Value Added Coaching sessions with a follow focused on the strategy of focus.

Instructional Leadership: College & Career Readiness
Strategy #1:Identify and communicate a set of attributes, referred to a graduate profile, that are critical for success and inspire, motivate, and guide the work of students, teachers, administrators and the School Board so that Schulyer Central High School students are future ready.

The team discussed the attributes of a future ready graduate from Schuyler Central High School. The team classified these attributes into two categories: Soft/Professional Skills & Technical Skills. The team also discussed a possible "logo" for these attributes. The team plans to present these attributes to the leadership team, discuss the attributes (and possibly add/remove items from the list), and discuss a possible logo. Mr. Grammer and Mr. Kasik formed a packet of several ideal logos to include a multi-racial pack of students graduating, a silhouette of a graduate, and a diploma.

As a follow-up, administrators will work with the leadership team to refine the list of attributes and move forward with a logo to display the selected attributes.

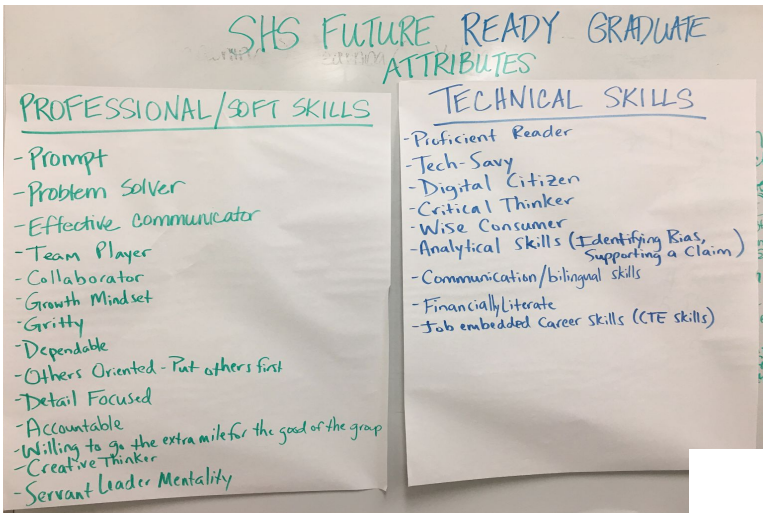

Instructional Leadership: English Learners
Strategy #2: All teachers will learn and implement effective EL strategies in their classrooms so that EL students are receiving consistent strategies that are purposeful, intentional, explicit and provide meaningful access to English Language proficiency and content standards with appropriate scaffolds and supports.

Schuyler Central High School
EL PD Plan: E-workshops

First Round: "What is Language?"

PLC Date	Agenda for PLC Meeting
11/9/18	• All PLC members successfully login to the eWorkshop • All PLC members complete Unit 1: What is Language? • All PLC members complete Unit 1: Explore • PLC members discuss their choices for the "Make It Work" Section. **Outside PLC Work:** • Each PLC member completes their "Make It Work" choice on their own and come to the next meeting prepared to share. (could include data, student samples, pictures, etc.)
11/16/18	• PLC members discuss their "Make It Work" choice and their implementation • PLC members complete the "Introduction, Unit 2: How Do Languages Work?" as a group • PLC members complete the "Unit 2: Explore" section as a group **Outside PLC Work:** • Each PLC member completes their "Make It Work" choice on their own and come to the next meeting prepared to share. (could include data, student samples, pictures, etc.)
11/30/18	• PLC members discuss their "Make It Work" choice and their implementation • PLC members complete the "Introduction, Unit 3: Why Do We Have Languages Work?" as a group • PLC members complete the "Unit 3: Explore" section as a group **Outside PLC Work:** • Each PLC member completes their "Make It Work" choice on their own and come to the next meeting prepared to share. (could include data, student samples, pictures, etc.)
12/7/18	• PLC members discuss their "Make It Work" choice and their implementation • PLC members complete the "Introduction, Unit 4: The Role of English Language at School" as a group • PLC members complete the "Unit 4: Explore" section as a group **Outside PLC Work:** • Each PLC member completes their "Make It Work" choice on their own

With the support of Ms. Vargas from NDE and Mr. Brady from ESU #7 as well as a partnership with UN-L, the administrative team has created a schedule for the implementation of "e-Workshops" where teachers will receive weekly professional development about strategies to support English Learners at Schuyler Central High School. Teachers will participate in the e-Workshops each week during their PLC meetings.

As a follow up, the administrative team will also participate in the e-Workshops in order to be able to provide teachers will specific feedback on implementing the strategies during teaching.

Clear, Compelling Direction
Strategy #2: Increase the frequency, clarity, and variety of two-way communication in a timely and efficient manner so that all stakeholders (i.e. students, staff, parents/guardians, community) will increase their knowledge of and commitment to the school vision, mission, core values, and goals.

The administrative team has identified a parent survey that will be used before the end of the month as a means of ensuring two-way communication with parents and families. The survey was used 2 years ago and 43 parents completed the survey. The administration team has incentives planned for the students to increase participation. The team plans to review this data and determine next steps during Dr. Capps' November support session.

As a follow-up, the administrative team will work with Mr. Brady and NDE to send the survey out to all families next week. The team will also continue to check feedback results and continue to seek input and engagement from parents and family members on ways to improve the services offered to students and families from Schuyler Central High School.

1. Academic Program: *Core Curriculum, Elective Course Offerings, College Credit/Early Entry, Alternative Education/Credit Recovery, Special Education Programs, Early Childhood Education and Title I, Rural Attendance Centers, Bi-lingual or Dual-language Programs*

1.a If the "perfect" school opened across the street from your building, what would they be doing to ensure all students achieve at or above grade level in core academic areas?

1.b Describe what effective schools do to ensure curriculum alignment and continuity of programs from elementary to middle and high school programs.

1.c Describe what schools of diversity could do to enhance learning, promote bilingual or dual language acquisition, and/or support academic achievement in the student's/parent's primary language.

1.d In the ideal school, what elective course offerings would they offer to provide a well-rounded education at your building/level?

1.e If the "perfect" school opened across the street from your building, what homework practices would they adopt to promote independent practice and extend learning opportunities at your building/level?

1.f Discuss the ideal specialized programs (Early Childhood, SPED, Title, Gifted, Credit Recovery, Alternative Education, College Credit). What would SCS need to do to provide these services at your building/level?

1.g If the "perfect" school opened across the street from your building, how would their school calendar/schedule ensure adequate time for all subject areas at your building/level? How many minutes per week, per class?

Goal: All students meet or exceed state standards in core academic areas.

Goal: K-12 curriculum that supports critical thinking, creativity, 21st century technology & vocational skills, visual & performing arts and bilingual education.

Target Areas:

1. Provide a well-articulated and aligned K-12 core curriculum.
   Strategy: Develop a textbook cycle and system to coordinate textbook updates.
   Strategy: Develop and implement a system to coordinate curriculum alignment.
   Strategy: Adopted and implemented a new K-5 Language Arts/Writing Program.
2. Provide quality instruction at all levels/programs.
   Strategy: Develop a professional development program to promote teaching/learning and classroom management.
   Strategy: Submit grant applications for SMS to improve student engagement/promote student achievement (SIG, 21st Century)
   Strategy: Develop the Schuyler Instructional Model
3. Balance the K-8 schedule to increase time for physical education, music, guidance, spelling, science, social studies, recess, etc...
   Strategy: Develop K-8 PE program focused on skill development, motor coordination, and social development.
   Strategy: Develop a schedule to provide a balance in core and elective programs at the elementary level.
4. Promote critical thinking, creativity, and 21st Century skills (honors, college credit classes, high ability, etc...)
   Strategy: Develop a plan to provide increased opportunities for advanced learners at all grade levels.
   Strategy: Develop and implement an after-school program for K-8 students/high ability learners.
   Strategy: Develop and implement a summer-school program for K-8 students/high ability learners.
   Strategy: Improve access to college credit/dual credit classes for students pursuing post-secondary education.
5. Provide a comprehensive vocational program in grades 7-12
   Strategy: Develop a 7-12 curriculum focused on skills/awareness of vocational/ technical education and industrial trades.
6. Provide opportunities for dual language/bilingual education
   Strategy: Improve hiring practices with an emphasis on hiring bilingual teachers and support staff.
   Strategy: Develop a plan to provide Spanish classes to students at the elementary and middle school levels.
   Strategy: Adopt a program to certify high school students and staff as "Bilingual".
7. Provide alternative education opportunities and improve support for students struggling in the regular high school curriculum.
   Strategy: Improve academic performance/success and homework completion rates at the 9-12th grade level.
   Strategy: Develop and implement an alternative education option for students within the high school setting.

Action Plans

1. 2018 Participated in community planning opportunities to address the early childhood and daycare needs in the community.
2. 2018 Developed partnerships with program and funding agencies to provide services for birth to 5 programs in the community.
3. 2018 Hosted meetings with parents interested in sending preschool children to Richland Preschool Program. (No interest)
4. 2018 Host informational meetings with parents interested in sending kindergarten children to Richland Kindergarten Program.
5. 2018 Selected a core group of teachers to visit schools presently using reading programs under consideration for adoption.
6. 2018 Piloted selected reading program to provide evidence of effectiveness.
7. 2018 Adopted selected program for implementation in the fall of 2018-19. (Adopted Wonders Reading Program)
8. 2018 Provided initial and ongoing professional development in support of the new reading program.
9. 2018 Provided in-class support and evaluate effectiveness of the new reading program.
10. 2018 Developed and implemented a plan to orient new staff and substitute teachers in support of instruction and technology.
11. 2018 Contracted Marzano Research Labs to review and re-write scales as necessary. (Purchased scales for all core areas)
12. 2018 Adopted the Focused Evaluation Model and Schuyler Instructional Model to align with NE state frameworks.
13. 2018 Adopted the "ACT Quality Core" and align curriculum and improve student performance on the ACT Test.
14. 2018 Hosted APL training for new staff and refresher training to returning teachers in the district. (October)

15. 2018 Provided training for district leadership and all certified staff for the Marzano "Focused Evaluation Model".
16. 2018 Developed a plan that involves building staff to closely examine staffing needs in each building across the district.
17. 2018 Research and implemented the Elevation Program and E-Workshops through the NE Priority School Team.
18. 2018 Researched and developed a plan/programs and strategies to address highest risk student needs at SCHS.
19. 2018 Review, adopt and implement research based practices to support the successful transition of newcomer/ ELL students.
20. 2018 Utilize NWEA MAP Benchmark and MAP skills training to provide interventions for students.
21. 2018 Researched historical perspective to evaluate priority school designation response.
22. 2018 Implement Alternative Education Program for SCHS students off track and in need of intensive assistance.
23. 2018 Implemented UNL High School classes for at-risk students.
24. 2018 Implement "Marilyn Friends" Co-teaching model to support effective inclusive classroom for students with special needs.
25. 2018 Develop and implement co-teaching model at SES to expand service to students with special needs in the regular classroom.
26. 2018 Developed a plan to increase career academy, college credit and licensure courses for SCHS students.
27. 2018 Improve scheduling to support high student achievement and address student needs in all core academic areas.
28. 2018 Researched and expanded CTE options for STEM Lab for students at SMS.
29. 2018 Hosted informational meeting with teachers interested in pursuing the art grant project through ESU 2.
30. 2018 Recruited and enrolled teachers to participate in the art grant program.
31. 2018 Hired an Art Teacher for SES and implemented an elementary art program.
32. 2018 Contracted the Flippin Group (Capturing Kids Hearts) and implement Process Champions for selected K-8 teacher leaders.
33. 2018 Coordinated a K-2 program to promote healthy relationships and wellness. (CHI Behavior Health Coalition)
34. 2018 Developed and implemented a K-12 vocal and instrumental music schedule and realignment of music staff.
35. 2018 Host informational meeting with selected teachers/administrators/parents to attend the 2018 NABE Conference.
36. 2018 Registered and secured travel, lodging, etc... for 2018 NABE Conf. (4 staff members, 2 community members).
37. 2018 Hosted informational meeting for parents to learn more about bilingual/dual language school option.
38. 2028 Coordinated curriculum, textbook selection, program coordination, staffing, etc...
39. 2018 Hired a bilingual teacher for the dual language program.
40. 2018 Registered Kindergarten and 1st grade students interested in enrolling in the program.
41. 2018 Offered Spanish I at the 8th grade level for high school credit.
42. 2017 Implemented Bilingual Test for Jrs./Srs. enrolled in our Spanish IV class (10)
43. 2017 Increased the number of certification opportunities (Welding, OSHA, Bi-lingual)
44. 2017 Expanded classes offered through CCC in the career pathway program, from none to 5.
45. 2017 Expanded dual credit offerings through WSU and CCC, (3WSU and 9 CCC)
46. 2017 Expanded ELL core academic transition classes from 5 to 12.
47. 2017 Coordinated training for the adoption of new NDE Science Standards
48. 2017 Researched 6-8 ELA program that meets the expectations of the Nebraska ELA standards.
49. 2017 Expanded SMS Curriculum: Coding I and II, Broadcasting I and II, and Advanced Art available for 7th/8th graders at SMS.
50. 2017 Expanded the SMS Curriculum to include Algebra and Physical Science for high school credit
51. 2017 Proficiency Scale Training for SCS Certified Staff Members conducted by ESU 7, Marzano Learning Sciences, and Marzano Research Labs
52. 2017 Conducted Cognitive Coaching on a volunteer basis at SMS and SCHS. (administrators and teachers this year)
53. 2017 Continued to promote/compensate teachers attending State CTE conf. in Kearney. (4 teachers attended in 2017)
54. 2017 Conducted Proficiency Scale Training for SES Certified Staff Members conducted by ESU7.
55. 2017 Hosted APL refresher for all SCS teaching staff.
56. 2017 Added Health Class to Specials Rotation at Rural schools and SES.
57. 2017 Richland certified staff was given the training TEAMS which is dedicated to elementary-integrated STEM.
58. 2017 Coordinate meetings with local daycares and community to look at effectiveness of early childhood education.
59. 2017 SCS: Selected special education teachers received MANDT training to learn strategies to deescalate behaviors.
60. 2017 SCS: Contract with ESU #7 four days a week for our school psychologist's services and one day a week for resource coach for SPED teachers dealing with "tough situation".
61. 2017 SMS: Special education staff coordinate schedule to ensure SPED students have a para-educator or sped teacher in the core subject classrooms. The SPED teachers and classroom teachers collaborate to make accommodations/modifications along with creating differentiate instruction for their students.
62. 2017 SCHS: Team teaching (core teachers and SPED teachers) in the core subject classrooms.
63. 2017 SCHS: Developing more Project Success classes. During the 2016-2017 school year, 94% of our students enrolled in Project Success earned a PASS status but didn't always earn all possible credits. Our goal is to aim towards more credits earned!
64. 2017 SCHS: Increase the utilization of WAC for SPED students which now has only one coordinator and has 4 periods with a SPED teacher assigned to assist with students success.
65. 2017 SCS: Streamlined the SAT process to improve the implementation so that struggling students will be able to get assistance sooner. SAT coordinators are in place in each building to give guidance in the process.
66. 2017 Preschool, SES, and SMS: Training along with coaching from Amy Mazankowski for the appropriate SPED teachers in the Intensive Verbal Behavior Program. Our Early Learners' paras have also completed Autism training.
67. 2017 Richland and Fisher's #24: Both schools have their own SPED teachers on staff to assist students.

68. 2017 Preschool, SES and SCHS: Hired highly qualified SPED teachers who have really empowered students.
69. 2017 SCHS: Purchased and implementing a new life skills curriculum.
70. 2017 SCHS: An 8th hour as been built into the schedule to support struggling students.
71. 2017 SES and SMS: All of the teachers have been through the Capturing Kids Hearts training. Huge impact on Culture!
72. 2017 SMS: Music therapy has been implemented into Mrs. Klein's classroom that focuses on eye gaze, voice volume, choice, compliance, sequencing, motor movement, etc.
73. 2017 SMS: This team of SPED teachers and para-educators are work with Amy Mazankowski on ideas to deal with our students that display challenging behaviors. She is working with the staff on best practices, consistency and behaviors.
74. 2016 Began alignment of SCHS core curricula to the ACT Test (2016 Legislation on State Testing Program).
75. 2016 Contract with John Baylor on ACT Test Prep Program. NASB
76. 2016 Coordinate and implement four (4) dual/college credit options through WCS and CCC (12 Credits).
77. 2016 Develop and implement an achievement center program to support student achievement.
78. 2016 Career pathways program to provide eight (8) dual/college credit classes through CCC (24 Credits).
79. 2016 Develop and implement "project success" project based core classes as an alternative option for students.
80. 2016 Contract with McREL to analyze and develop improvement plans for English Language Learners (ELL).
81. 2016 Host APL Training (4 Days) for all teachers and administrators.
82. 2016 Develop and implement the Schuyler Instructional model (Marzano/APL).
83. 2016 Train and implement iObservation teacher/administration supervision and evaluation program district-wide.
84. 2016 Expand Spanish program at SCHS (1 FTE Teacher) to assess and certify Bilingual/Biliterate communication skills.
85. 2016 Implement a supplemental 4th grade social studies program that supports bilingual activities (Studies Weekly).
86. 2016 SMS continued partnership with Discovery Education. Implemented digital leaders core and instructional coaching.
87. 2016 SMS staff begins the writing of and implementation of learning scales (selected staff attended 2-day Marzano training)
88. 2015 Parent/Teachers/Administrators visited Language Immersion (bilingual) School in Lexington, NE.
89. 2015 Partnership with CCC to provide career pathway/vocational ed. program opportunities for 2016-17 school year.
90. 2015 Trained and implemented iObservation supervision and evaluation system for teachers and administrators.
91. 2015 4-Day district-wide APL training to promote implementation of Marzano instructional strategies. (Spring 2016)
92. 2015 Established a 21st Century K-8 Afterschool Program.
93. 2015 Expanded 21st Century Summer School Camps: June and July Sessions.
94. 2015 January Professional Development Focus: David Weber and VJ Smith.
95. 2015 April Professional Development Program: SCHS and selected staff: 1-Day APL Training.
96. 2014 Adopted and implemented Discovery Education Tech Books/Instruction model at SMS.
97. 2014 Recruited and retained bilingual teachers and support staff (preschool, SES, SMS, and SCHS).
98. 2014 Contracted with CTAC to promote and guide SIG process at SMS.
99. 2014 Developed Curriculum database program to provide alignment with curriculum goals and state standards.
100. 2014 Textbook/curriculum cycle. (K-5/9-12 Language Arts/Writing, K-5/9-12 Social Studies, FCS, K-12 Instr. Music, PE)
101. 2014 Changed elementary schedule to expand physical education, music education, and recess time.
102. 2014 Submitted and Awarded a school improvement grant for SMS.
103. 2014 Submitted and Awarded a K-8 21st Century Grant for afterschool/summer school programs.
104. 2014 Changed to Title I school-wide and implemented response-to-intervention (RTI) programs.
105. 2014 SES Organized PTA, Community Cafe (Parent Involvement).
106. 2014 Professional Development Focus: District-wide 3-Day Marzano Training.

2. School Activities Program: *Athletics, Fine Arts, Vocational and Social Clubs*

2.a If the "perfect" school opened across the street from your building, what would our activity (athletics and fine arts) programs need to do to compete with them?

2.b Describe the characteristics of a comprehensive health & physical education program and its contribution to a successful athletic program. How many minutes per week, per class?

2.c Describe a successful vocational, academic, and social club program.

2.d Describe what successful activities (athletics and fine arts) programs do to improve participation and retention of students from middle to high school.

Goal: All students participate in school activities that promote teamwork, physical fitness, work ethic, honesty, self-confidence, and sportsmanship.

Target Areas:

1. Comprehensive Physical Education program to promote health, fitness, skill development, and participation.
   Strategy: Develop a plan to provide K-8 physical education that promotes skill development, fine and gross motor coordination, and social development.
2. Provide a competitive athletic program.
   Strategy: Develop a plan to expand youth athletic programs to promote interest, skill development, and knowledge of sport.
   Strategy: Develop a plan to promote student participation and program success at the middle and high school levels.
3. Provide a competitive visual and performing arts and social club programs.
   Strategy: Develop a plan to promote student participation and improve program quality at the high school level.
   Strategy: Improve coordination, expansion, and scheduling of the 5-12 Band Program
4. Promote student/parent/community support at school activities.
   Strategy: Develop a plan to promote parent/student/community involvement at student activities.

Action Plans:

1. 2018 Developed a schedule/calendar improve coordination with school/community youth and after school programs.
2. 2018 SMS/SCHS off-season coaches provided training/coaching for the after-school programs.
3. 2018 SMS/SCHS off-season coaches provided training/coaching for the school/community youth programs.
4. 2018 Provided youth sports coaches with an activity pass to use the field house and attend SMS/SCHS activities.
5. 2018 Hosted youth programs recognition/activity nights at SMS/SCHS activities.
6. 2018 Increased participation in high school activities. (**Title IX Compliance Review Completed in September**).
7. 2018 Developed and implemented a statistic report card for each actvity to measure program performance and improvement.
8. 2018 SMS 7th and 8th Grade teams play within their grade levels (ie...8A, 8B, 8C, 7A, 7B, 7C).
9. 2018 Developed and implemented an incentive/recognition program for SCHS activities coaches and sponsors.
10. 2018 Reviewed and updated coaches' evaluation instrument at SMS/SCHS.
11. 2018 Improved coordination of K-12 physical education programs (K-5 to 6-8, and 6-8 to 7-12).
12. 2017 Recipient of the Nebraskans for the Arts State Award.
13. 2017 2016-17 Class A State One-Act Play Runner Up, Class A Tech. Team Award. Outstanding Performer Award.
14. 2017 Began mandatory weight training for all sports a minimum of two times a week.
15. 2017 In April we provided APL training for all coaches and sponsors.
16. 2017 Continue monthly coaches' meetings with Jr./Sr. High coaches.
17. 2017 All head coaches developed 1-3 year action plans to increase participation and success.
18. 2017 We went from 4 out of 14 head coaches living in our district to 7 out of 14 living in our district.
19. 2017 Each sport completes at least one community service project during their season to connect with the community.
20. 2017 Incorporated end of season athlete survey for all HS sports to gain input on program.
21. 2017 Develop "Athletic Report Card" to measure the leadership of our AD office from yr. to yr. (Share with public/Board Report)
22. 2017 SMS coaches and MS AD have coached multiple sport teams organized by the SCS youth sports director including basketball, flag football, and youth wrestling.
23. 2017 Head SMS boys basketball coach and AD worked with parent coaches to help coordinate continued YMCA teams.
24. 2017 Scrimmages were made available to JH girls volleyball and girls basketball scrimmages for E and F teams. Games have been added to both middle school basketball and volleyball seasons.
25. 2017 SMS AD and SCS youth sports director have worked together to promote activities and use SMS, SES, and the SCS Field House for youth programs.
26. 2017 SMS and SCHS ADs hold monthly meetings with coaching staffs to improve communication and program outcomes
27. 2017 End of season meetings with MS Head Coaches have been implemented.
28. 2017 SMS AD and Warrior Academy program directors have coordinated with SCS youth sports director coordinate coaches, facilities and equipment for after school program athletic clubs.
29. 2017 Added Youth Volleyball Program 3-6.
30. 2017 Worked with new community program to continue 3-6 tackle football.

31. 2017 Increased student participation numbers for all youth activities.
32. 2017 Warrior Academy wrestling and soccer programs have been added to offering of MS after school clubs.
33. 2016 Class B One-Act Play Champion, Outstanding Performer Award.
34. 2016 Hired 7-8 Asst. Principal/AD to support student achievement and coordinate and promote junior high activities.
35. 2016 Reassigned K-6 AD to expand and improve coordination of K-6 Youth Programs in the community.
36. 2016 Restructure adult activity pass program to increase attendance at school activities and promote access to the field house.
37. 2016 Add a .5 FTE instructor to improve middle school instrumental music program and high school marching band program.
38. 2016 Expand marching band program to include 8th grade students.
39. 2016 Replace high school band uniforms to accommodate increased numbers of marching band.
40. 2016 Increase participation and competitive speech/drama programs. 2015 Class B One-Act Play State Champions.
41. 2016 Competitive Athletic Programs: Wrestling Individual State Champions and State Qualifier in Boys Soccer.
42. 2015 Promoted business sponsorships of home football games to increase attendance.
43. 2015 SMS/SCHS $10 Student Activity Fee Program to promote student attendance at school activities. (Fee waiver eligible)
44. 2015 Hire a K-8 youth programs director for school/community activities.
45. 2015 Assigned SCHS speech class connected to competitive speech program to improve participation numbers.
46. 2015 Increased vocal music at SMS and SCHS show choir to incorporate dance into the music program.
47. 2014 Implemented preschool/Afterschool tuition waiver program implemented to promote parent involvement.
48. 2014 Implemented increased frequency and expanded K-8 physical education curriculum and staff.
49. 2014 Implemented increased participation in activities at SMS (football, volleyball, cross-country, wrestling, basketball, and track)
50. 2014 Conducted parent focus groups to improve parent involvement.
51. 2014 Host annual meetings with parent core group to develop PTA at SES.
52. 2014 Host Community Cafe at SES (Parent driven group looking at ways they can be more involved in the school setting)

3. Technology Program: *IT infrastructure, Hardware and Software, Curriculum and Training*

3.a If the "perfect" school opened across the street from your building and had a state-of-the-art technology program, what would that look like?

3.b If the "perfect" school opened across the street from your building, what core technology competencies would they require at your grade level?

3.c If the "perfect" school opened across the street from your building, what professional development would they provide to promote effective use of technology in the classroom?

3.d Describe the characteristics of an innovative, state-of-the-art technology program at your building/level.

Goal: State-of-the-art technology program to improve learning for students and promote an effective learning environment.

Target Areas:

1. Hire an IT staff to support implementation of technology for teaching and learning.
   Strategy: Develop job descriptions and hire/assign technology staff.
   Strategy: Develop a professional development plan to promote technology implementation and improved student achievement.

2. Develop and implement a professional development program in support of staff/student learning
   Strategy: Develop and implement a program to manage staff requests and equipment maintenance.
   Strategy: Host district-wide professional development workshops in support of learning with technology.
   Strategy: Provide ongoing professional development

3. Develop a technology plan to prioritize hardware and software purchases at each building.
   Strategy: Develop a budget and timeline to support hardware & software purchases and professional development.

Action Plans

1. 2018 Updated all the flat screen media players to the "cloud" system.
2. 2018 Installed Internet access at the bus barn.
3. 2018 Installed fiber backbone at SCHS and replaced wiring to the west gym, press box, and activity building.
4. 2018 Installed wireless access points at SCHS, Richland, Fisher's 24, SES, SMS, and Preschool.
5. 2018 Replaced computer hardware (iPads, projectors, teacher laptops, SES iMac Labs)
6. 2018 Added 220 iPads to SES portable labs and purchased 10 additional carts.
7. 2018 Secured funding and installed a broadcasting studio at SCHS.
8. 2018 Developed and adopted a broadcasting program at SCHS.
9. 2018 Coordinate weekly transition time for teachers between SMS and SCHS staff working in the program.
10. 2018 Developed the schedule, agenda, and secured vendors for the 2018 Schuyler Tech Fair.
11. 2018 Advertised and recruited students and staff from area schools to attend the 2018 Schuyler Tech Fair.
12. 2018 Secured contracts with selected speaker/presenters for the 2018 Schuyler Tech Fair.
13. 2018 Hosted a Z-Space workshop with virtual reality as option for SMS science and technology program.
14. 2018 Researched Maker Space programs for K-5 students to promote student engagement and problem-solving skills.
15. 2018 Hosted a pilot from Studies Weekly to expand social studies elementary and afterschool program options.
16. 2017 Hosted the Fall Technology Fair – Four C's theme. (communication, critical thinking, creativity, & collaboration)
17. 2017 SMS coding students participated at the 2017 NASB State Convention Student Showcase.
18. 2017 Contracted with Blackboard to create new district/building web sites, SCS mobile app, & mass notification system.
19. 2017 Replacement schedule - 50 teacher laptops, classroom projectors, both SMS business labs, SES lab, SCHS CAD lab, & copiers at Fishers, SMS, and SES.
20. 2017 Continued replacement cycle for student iPads – purchased new iPads for all incoming 6th & 9th graders.
21. 2017 Added two more carts of iPads to SES fleet giving them a total of six carts of iPads. (approx. 150 ipads)
22. 2017 Added foodservice "pay online" feature to Infinite Campus portal for parents.
23. 2017 Segmented (vlan) district network & assigned each building it's own unique IP scheme to improve network performance.
24. 2017 SMS gym projector, large screen, sound system, and speakers. New SCHS classrooms – classroom projectors & wifi.
25. 2017 SMS replaced the intercom/paging system.
26. 2017 Installed camera/microphone system in new SCHS music room to broadcast board meetings live.
27. 2017 Launch new App to connect parents/community to school.
28. 2017 Increase use of social media through new SCS website and app.
29. 2017 SMS has implemented a school wide peer technology team and self-sustaining professional development program to compliment district initiatives.
30. 2016 Host the fall technology conference. (contract speakers, secure vendors, develop schedule, etc…)
31. 2016 Develop and implement iPad replacement program for SMS/SCHS and expand iPad use at K-5 levels,
32. 2016 Replaced teacher computers and iPads and installed file wave to manage all district equipment.
33. 2016 Contract with Gaggle to provide communication management and student safety (Grades 6-12).

34. 2015 Received e-rate support to upgrade WIFI (wiring, access points, new AP's, new switches) $100,000 investment.
    SES: Completed Preschool: Completed Alternative Ed: Completed
    SMS: Completed SCHS: Completed Richland/Fishers: Completed
35. Moved the Schuyler Resource Center to the Homestead Center, installed and maintain Internet service and lab support.
36. 2015 Hosted SCS Fall Tech Fair to promote digital literacy, technology awareness, and connected learning.
37. 2015 Hosted student/staff/parent technology workshop (Kevin Honeycutt) in January 2015.
38. 2015 Participated in planning sessions for Schuyler Media Network.
39. 2015 Purchased and installed 35 new projectors across the district to replace out-of-date equipment.
40. 2015 Replaced 40 teacher laptops across the district.
41. 2015 SMS Broadcasting Studio: Installed equipment and developed class.
42. 2015 Preschool: All teachers received iPads, 4 classrooms received projectors/whiteboards, moved copier from Richland.
43. 2015 SES: All teachers received new iPads. 50 MBP laptops replaced two netbook carts, new copiers, 3 carts (75 iPads) rolled down from SCHS and SMS students.
44. 2015 Fishers: All teachers received new iPads, new copier, 10 iPads rolled down from SCHS/SMS students.
45. 2015 Richland: All teachers received new iPads, new copier, 10 MBP laptop cart.
46. 2015 SMS: Installed new fiber backbone between wiring closets, new copier.
47. 2015 SCHS: Class of 2019 received new iPad Air 2's. (130 iPads)
48. 2015 Develop a replacement cycle for technology hardware and software programs.
49. 2015 Develop a replacement/redistribution cycle for copy machines across the district.
50. 2015 Develop a plan and submit an RFP to upgrade building networks (e-rate funded).
51. 2015 Expand computer and iPad access at SES and Rural Attendance Centers.
52. 2014 Implemented STRIV activities video streaming program at SMS and SCHS.
53. 2014 Expanded tech support for Discovery Education Program implementation at SMS.
54. 2014 Expanded tech support for Community Training and Assistance Center (CTAC) at SMS.
55. 2014 SMS Staff attend Spring NETA Conference as per SIG Program (tech team, SMS staff).
56. 2014 Support staff professional development program using the portal and EMC videos.
57. 2014 All 6th and 7th grade SMS students received iPads (SIG Grant).
58. 2014 Relocated technology department to SMS east wing to improve coordination of services
59. 2014 Expanded tech team from a 2-person department to a 5-person department.
60. 2014 Developed and implemented a filemaker database to track and communicate technology maintenance and repairs.

4. Transportation Program: *Vehicles/Fleet, Transportation System, Traffic Management Arrival and Dismissal*

4.a If the "perfect" school opened across the street from your building, what would their transportation program and scheduling system include to accommodate their academic/activity program needs?

4.b If the "perfect" school opened across the street from your building, what additional vehicles would they include in their fleet to accommodate their academic/activity program needs? How often would they update their vehicles?

4.c In the ideal school system, what would our transportation program need to do to better accommodate family needs and improve traffic flow and safety around your building?

Goal: Safe and efficient transportation system.

Target Areas:

1. Provide safe routes to schools (Sidewalks, streets, etc…)
   - **Strategy:** In coordination with the City of Schuyler, develop a plan to provide safe routes at the elementary building.
   - **Strategy:** In coordination with the City of Schuyler, develop a plan to provide safe routes at the middle school building (Highway 15 and 9th Street)

2. Provide a K-5 transportation program
   - **Strategy:** Develop a proposal to provide inter-city transportation program for students.
   - **Strategy:** Develop and implement an afterschool program to stagger release times and improve traffic flow at the elementary building.

3. Develop a transportation system and vehicle replacement plan
   - **Strategy:** Develop and implement a vehicle management and maintenance plan.
   - **Strategy:** Develop and implement a vehicle replacement cycle and budget plan.
   - **Strategy:** Develop and implement a system to manage transportation requests and vehicle assignment.

Action Plans

1. 2018 Coordinated and updated the vehicle replacement plan.
2. 2018 Developed and implemented an equipment replacement plan.
3. 2018 Developed and implemented a plan to address student management on the morning and after school routes.
4. 2018 Developed and implemented a plan to improve safety and traffic flow at SMS. (Changed K-5 pickup and drop-off at SMS)
5. 2018 Reviewed area school bus driver/route pay. (Conducted study of support staff salary comparison for 2018-19)
6. 2018 Purchased 71 passenger bus (2015)
7. 2018 Replaced the maintenance department's SES 2013 pickup.
8. 2018 Replaced the maintenance department's gator
9. 2017 Purchased a 2017 Grasshopper Mower (60" 725DT-6).
10. 2017 Developed a large equipment database with a replacement schedule.
11. 2017 Before and after school busing to Richland Elementary.
12. 2017 Lease a new bus barn (8 buses)
13. 2017 Cleaned our old bus barn and held an auction.
14. 2017 Purchased a scissors lift to improve safety/efficiency for maintenance staff.
15. 2017 Purchased 2013 International Bus (71 Passenger #71A)
16. 2017 Purchased 2016 Ford Taurus (Silver 51)
17. 2017 Purchased a 2010 Maintenance Pickup (Black 47)
18. 2017 A parking map was created for SMS and mailed home to parents
19. 2017 Signage was purchased for SMS parking lots.
20. 2017 Sidewalk added for safe route to SES.
21. 2016 Purchased a 2017 Blue Bird Bus. (Bus 77B)
22. 2016 Purchased a 2016 Ford Taurus. (Car 49)
23. 2016 Purchased a 2011 Maintenance Pickup. (Red Truck)
24. 2016 City of Schuyler, NDOR and SCS: Highway 15 crossing at SMS. (Completed).
25. 2015 Purchased a 2009 Maintenance Pickup. (Blue Truck)
26. 2015 Purchased a 2014 Econoline E350 Van. (Van #6)
27. 2015 Purchased a 2016 Blue Bird Bus. (77A)
28. 2015 Develop transportation management and request system on the portal.
29. 2015 City of Schuyler, NDOR and SCS: Highway 15 crossing at SMS. (Approved, not completed).
30. 2014 Inter-City K-5 before and after school busing program to reduce traffic congestion.
31. 2014 Purchased a 2014 Ford Taurus. (Car 17)
32. 2014 Purchased a 2014 Econoline E350 Van. (Van 8)
33. 2014 Purchased a 2016 Blue Bird Bus. (Bus 77)
34. 2014 Fix north parking lot lights at SES (Safety and Security) (Completed December 2014).

35. 2014 City of Schuyler provided crossing guard at SMS.
36. 2014 Recruit, train and expand the number of licensed route bus drivers in the district.
37. 2014 Changed K-5 building before and after school pickup traffic routes at SES.

5. Building and Grounds Program: *Maintenance Reporting System, New Construction/Remodel Program, and Safety Program*

5.a If the "perfect" school opened across the street from your building, what additional facilities would SCS need to add to compete with their academic and activities programs?

5.b In the ideal school, what suggestions would you share to assist the board of education in determining priorities for facilities maintenance, remodeling, and new construction?

5.c If the "perfect" school opened across the street from your building, what would SCS need to do to upgrade your campus to provide state-of-the-art facilities and improve safety and security?

5.d What ideas would you share to encourage better use of our present facilities (North Ward, Rural Schools) to accommodate increased enrollment numbers at the elementary level?

Goal: Secure, quality, modern educational facilities.

Target Areas:

1. Provide quality education facilities to support for all academic programs
   Strategy: Develop a system to manage maintenance requests and timeline for facility improvement.
   Strategy: Develop a plan to expand classroom space at the high school building for vocal and instrumental music and social studies.
2. Provide quality education facilities for early childhood program expansion
   Strategy: Explore options to renovate the Northward building to provide improved environment for early childhood programs.
3. Provide quality practice and contest facilities for all athletic/fitness programs
   Strategy: Develop a plan to expand physical education and athletic practice facilities at the middle school building.
4. Provide quality facilities for fine-arts programs.
   Strategy: Develop a finance plan and timeline for the construction of a new visual and performing arts education center.

Action Plans:

1. 2018 Continued management program to maintain and upgrade current facilities through the maintenance program "fix it".
2. 2018 Continued efforts to improve educational options within the district, balance class size and building utilization.
3. 2018 Continued efforts to maintain and improve non-hard surface roads, parking lots, landscaping, lawn care, etc...
4. 2018 Conducted interviews with finance institutions in support of SCHS facility upgrades and new construction at SCHS.
5. 2018 Selected and hired an architect to design a plan to upgrade east gymnasium and expand stage, lighting, acoustics, etc...
6. 2018 Selected and hired an architect to design a kitchen/cafeteria/restrooms to accommodate increasing student enrollment.
7. 2018 Selected and Hired an architect to design restrooms, locker rooms, gymnasium and wrestling practice facility.
8. 2018 SCHS: Completed the Adam Street parking and sidewalk project.
9. 2018 SCHS: Remodeled the east portion of the Voc Ag lab to accommodate the high school art program needs.
10. 2018 SCHS: Complete new construction of Vocational Agriculture and Industrial Tech. building.
11. 2018 SCHS: Purchased new furniture for commons area, science, and CTE classrooms.
12. 2018 SCHS: Remodeled south hallway restrooms.
13. 2018 SCHS: Remodeled faculty workroom and restrooms.
14. 2018 SCHS: Replaced hallway speakers
15. 2018 SCHS: Updated and replaced equipment in the woods and metal shops.
16. 2018 SMS: Painted and carpeted the technology wing (4 offices and conference room)
17. 2018 SES: Completed the southwest sidewalk on Chicago street.
18. 2018 Preschool: Replaced the roof.
19. 2018 Activity Building: Remodeled restrooms, and locker room shower area.
20. 2018 Fishers: painted exterior windows and rails, interior paint 6th/7th/8th' grade classroom
21. 2018 Richland: Replaced 2nd/3rd. grade classroom carpet
22. 2018 Richland: Painted main hallway
23. 2017 New signs on the rural schools identifying them as a Schuyler Community Schools attendance center.
24. 2017 Hosted community meetings and materials to present and discuss the need to construct 6 classrooms/music room.
25. 2017 Sold and removed portable classroom buildings at SCHS
26. 2017 Hired an architect, engineers, contractors to construct a new southeast classroom wing at SCHS.
27. 2017 Graded and paved a 50-car parking lot at SCHS with a drop-off zone for improved traffic flow and safety.
28. 2017 Completed landscape projects at the preschool and middle school buildings.
29. 2017 Remodeled SCHS southwest wing hallway (walls, tile, lights, water fountain)
30. 2017 Completed SMS trophy cases in the lobby/lunchroom
31. 2017 Completed storage area for the field house/physical education equipment.
32. 2017 Replaced carpet in SCHS business and math rooms.
33. 2017 SES completed the sidewalk south to Denver Street and water fountain in the lunchroom.
34. 2017 SMS completed air conditioning system in the gymnasium
35. 2017 SMS has partnered with the SCHS Horticulture program and SMS Warrior Academy to update the plant beds

36. 2017 SES worked with Mrs. Trotter to improve aesthetics of the main entrance to the building.
37. 2017 Added new drinking fountain, which includes bottle filler at SES and SCHS.
38. 2016 Tuckpoint, caulk, paint, and seal exterior brick surface of the preschool building.
39. 2016 Improve preschool playground, landscaping and perimeter fence.
40. 2016 Develop preliminary plans for SCHS building classroom addition (Phase 1)
41. 2016 Remodeled SCHS west hallway, painted mural, and added trophy cases, and epoxy floor in west gym area.
42. 2016 Replaced SMS gym floor, paint the walls and repainted mural on east wall.
43. 2016 Replaced two (2) HVAC units at the middle school site.
44. 2016 Replaced sewer lines in the middle school science and food service areas.
45. 2016 Installed new lights on the south side of the middle school building (street and parking).
46. 2016 Completed highway 15 mid-block crosswalks at the SMS, city provides crossing guards before and after school.
47. 2016 Replaced partitions in the 6th and 7th Grade restrooms at SMS and repainted restrooms at SES..
48. 2016 Installed underground sprinkler system on the east lawn of the high school building.
49. 2016 Expanded shot put and discus facilities and painted the concession stand at the high school football/track complex.
50. 2016 Constructed a storage loft at SES garage and installed storage room shelves at SES and SMS.
51. 2016 Updated the fire alarm system and replace smoke detectors at SCHS.
52. 2016 Repainted main hallway and Kindergarten classroom door at Fishers #24.
53. 2016 New carpet in the 5th/6th/ 7th/8th grade classroom at Richland.
54. 2015 Begin construction for SMS Rec. Center: Completion, November 2016.
55. 2015 Let bids and award the contract to Bierman Contractors to build the Rec. Center at SMS.
56. 2015 Remodeled SCHS West Lobby and Restrooms.
57. 2015 Install new lighting in the middle school gymnasium.
58. 2015 Hire an architect and approve the plan to build a Rec. Center at SMS.
59. 2015 Install new lighting in the East Gymnasium
60. 2015 Visit indoor recreation facilities in Omaha and Lincoln.
61. 2015 Architects develop a plan to install a fire escape and use of the 2nd floor for early childhood programs.
62. 2015 Recruit a contractor and award a contract to construct the fire escape as proposed.
63. 2015 Remodel 2nd floor of the Preschool Building.
64. 2014 Upgrade SES playground with donation from PTA.
65. 2014 Install new lighting in the West Gymnasium.
66. 2014 Develop and implement building improvement and remodeling plan.
67. 2014 Develop and implement maintenance request program on the FMP portal.
68. 2015 Develop a building, finance, and construction plan for a new Rec. Center at SMS.
69. 2015 Update playground equipment for preschool that meets Rule 11.
70. 2014 Develop and implement a program to manage maintenance requests and schedule for building updates.
71. 2014 Remodel the 1st floor of the Preschool Building.
72. 2014 New flooring in the SCHS Men's and Women's Locker Rooms.

6. Support Programs: *Food Service, Nursing, Health, Emergency/Crisis, and Para-Educator Programs*

6.a If the "perfect" school opened across the street from your building, what would their food service program provide?

6.b If the "perfect" school opened across the street from your building, what would their nursing program provide in response to the increased medical/dietary needs of students?

6.c If the "perfect" school opened across the street from your building, what role would para-educators provide in supporting student learning in regular or special service classrooms?

6.d Schools must be prepared to deal with a variety of emergency and crisis situations. Identify those items Schuyler would need to include in their crisis intervention plan to ensure an appropriate response and promote a safe environment for all students and staff?

Goal: Quality Food Service, Nursing, Para-Educator, Substitute Employees, and Safety/Security

Target Areas:

1. Provide a student friendly food service program with a balance of menu options.
   Strategy: Coordinate efforts to allow students/parents input on monthly menu options.
2. Provide job descriptions and adequate training program for para-educators working with students.
   Strategy: Develop job descriptions and evaluation instruments to guide para-educators in their work.
   Strategy: Develop and implement a professional development program and schedule for para-educators.
3. Provide a safe and secure learning environment for all students.
   Strategy: Review and update the district-wide security/crisis plan.
   Strategy: Review and update safety and security assessment, protocol, training, and support.
   Strategy: Recruit and retain a quality pool of substitutes.
4. Provide guidance counselors and program training at the elementary and middle school levels.
   Strategy: Increase guidance counselor FTE at the elementary and middle school buildings.
   Strategy: Expand programs and training at the elementary and middle school levels.

Action Plans:

1. 2018 Applied for and received funding in support of the fresh fruits and vegetable programs at SES and SMS.
2. 2018 Updated and adopted job descriptions for all support staff positions in the district.
3. 2018 Applied for and received grants to purchase food warmers for the rural schools.
4. 2018 Applied for and received a grant for a hot-food serving line at SMS
5. 2018 Applied for and received a grant for a new salad bar at SES and SMS.
6. 2018 Conducted quarterly "Smarter Lunchroom" evaluations for food service in each building.
7. 2018 Hosted substitute teacher training prior to the beginning of the 2018-19 school year.
8. 2018 Completed the annual safety review and coordinated response for all buildings in the district.
9. 2018 Hosted a Civil Rights Compliance review for the high school facility.
10. 2017 Increased substitute teacher pay from $128 to $140 per day. (October Payroll)
11. 2017 Created a schedule district wide to provide full-time nursing services at SES, SMS, and SCHS.
12. 2017 SMS, and SES Paraprofessionals have participated in ongoing professional development (State Paraprofessional Conference, Mental Health First Aid, ESU 7 Bi-Monthly Training)
13. 2017 Nesbitt and Associates conducted 2017-18 Safety Review and Audit.
14. 2017 SCHS building addition eliminated the need to unlock exterior doors every hour to access outside classrooms.
15. 2017 Leased new bus bard to secure buses and improve safety for drivers.
16. 2017 SES and SMS: Select group of para-educators attended the para-educators training in Kearney.
17. 2017 SCS: Para-educators received MANDT training to learn strategies to deescalate behaviors.
18. 2017 Para-educators training (Amy Mazankowski) on ideas to deal with our students that display challenging behaviors. She is working with the staff on best practices, consistency and behaviors.
19. 2017 SCS Para-educators received APL training district-wide.
20. 2016 Expand elementary guidance program and increased from 1.5 to 2 full-time counselors.
21. 2016 Expand middle school guidance program and increased from .5 to 1 full-time counselor.
22. 2016 Partner with East Central Health to provide a behavior health counselor at SMS/SCHS (2 days per week).
23. 2016 Finalize Colfax County Crisis Preparedness Manual.
24. 2016 Complete District-wide Crisis and Emergency Response Manual.
25. 2016 Contract with Nesbitt and Associates to conduct the annual School Safety and Security Assessment Report.
26. 2015 Staff completed Crisis/Safety Survey to inform future professional development needs and facility upgrades.
27. 2015 Review 2015-16 Nursing program and feasibility of providing full-time nurses at SES, SMS, and SCHS.
28. 2015 Expand food service at SES and SMS to include: breakfast, lunch, and supper programs.
29. 2015 Expand Foundation Staff Recognition Program to include food service, custodial, and office personnel.
30. 2015 Pilot Food Service Program: Offer fruit/salad option to Rural Schools (March/April/May).
31. 2015 Offer scratch meal one day per week for the remainder of the 2014-15 school year.
32. 2015 Nesbitt and Associates conduct Crisis Response training for all PK-12 all staff and first responders.

33. 2015 Hired Nesbitt and Associates, Inc. to provide new Crisis Manuals and update safety protocol across the district.
34. 2015 Schedule the Crisis Response Program training for first responders and members of the district crisis team.
35. 2015 Implement the EMC professional development program for support staff.
36. 2014 Expanded breakfast program at SMS and SCHS to include Grab-n-Go breakfast.
37. 2014 Conducted workshops to train access to the Rapid Responder website to manage crisis team information.
38. 2014 Develop and implement job descriptions, self-evaluation and evaluation instruments for para-educators.
39. 2014 Implement the EMC professional development program for support staff.

7. School Governance and Public Relations: *School Board, Administration, Guidance and Counseling, Parent Involvement, Business Partnerships*

7.a If the "perfect" school opened across the street from your building, what communication systems would their board and administration use to promote trust and transparency?

7.b If the "perfect" school opened across the street from your building, what strategies would their board of education use to prioritize spending, determine financial stability, and ensure sufficient capital to carry out short and long range goals?

7.c Describe an effective guidance, counseling, and career education program and its role in providing personal, social, academic, college and career information to students/parents.

7.d What management personnel, resources, skills and/or equipment would we need to create the ideal office environment at your building/level?

7.e Describe effective leadership and identify your administrators' role in supporting professional development and developing an effective learning climate at your building.

7.f If the "perfect" school opened across the street from your building, what would their parents say about their school?

7.g If the "perfect' school opened across the street from your building, what would their business community do to build a strong relationship with the school and encourage their youth to return to Schuyler as young adults?

Goal: Board and Administration reflect quality leadership, management and communication skills to promote staff morale and involvement from all stakeholders.

Target Areas:

1. Provide a system to promote staff and community input and improve internal/external communication with all stakeholders.
   - **Strategy:** Expand the district website to provide increased access to information and promote staff/parent/community relations.
   - **Strategy:** Develop a plan to make better use of newspapers, local TV programs, school electronic signs, Cargill Bulletin Board, and school/community meetings to communicate with our parents and district patrons.
   - **Strategy:** Develop a schedule for parent/community workshops to promote increased involvement and awareness of technology used in the district.
   - **Strategy:** Explore options for electronically translating websites, meeting information, etc… to allow parents and non-English speaking community members' access to important information.
   - **Strategy:** Develop a plan to increase the number of professionals proficient in both English and Spanish.
   - **Strategy:** Develop a plan to expand opportunities for parents and community members to volunteer at the elementary level.
   - **Strategy:** Expand community partnerships in support of improved communication, programs, housing, and leadership.

Action Plans

1. 2018 NASB hosted board/community leaders workshop and strategic planning session.
2. 2018 Contracted with Thoughtexchange to promote student/staff/parent/community engagement.
3. 2018 Contracted with ECRA to develop and manage district strategic plan dashboard for 2019.
4. 2018 Expanded flat screen media players to promote school and community engagement.
5. 2018 Expanded administrative outreach and support for enhancing school climate (SCHS Student Services Director)
6. 2017 Researched different ways to increase parent involvement. Warrior Showcase (2016—32% and 2017—58%)
7. 2017 SMS Broadcasting students were hired to film and provide commentary for high school level events by News Channel Nebraska
8. 2017 SMS created a 6th grade transition night for all incoming SMS 6th graders.
9. 2017 SMS created a new way in conducting PT Conferences (100% contact for all students)
10. 2017 SCS developed and implemented blackboard school App to improve parent communication.
11. 2017 SCS Expanded our incentive plan and improved housing for staff to live in the district. (24 new homes)
12. 2017 SCS Installed communication TV's at the Homestead Center and Cargill to promote school/community news.
13. 2017 SCS School Board meetings streamed live and available throughout the month on the local access channel.
14. 2017 SCS All district meetings posted on the board meeting website to improve communication and promote trust.
15. 2017 Rural Schools hosted parent leadership meetings in spring and fall of 2017.
16. 2016 Replaced the depleted general fund cash reserve and balanced budgets in all district programs.
17. 2016 Continue to expand and support school/community partnerships (education, activities, housing, leadership, etc…)
18. 2016 Contract with Flippin Group: Leadership Blueprint to business/community leaders (May 25 & 26) at Retreat Center.
19. 2016 Improve monthly coordination of websites, electronic boards, media players, print media, etc…
20. 2016 Schuyler Home Builder's Association constructs 8 workforce houses with "Rent Guarantee Program".
21. 2016 Schuyler Home Builder's Association constructs 7 duplex rentals (14 units) for senior citizens.
22. 2016 Board of Education adopts workforce housing incentive plan.
23. 2015 Home Builders Association expanded speculative housing projects in Schuyler from 1 to 4 houses per year.
24. 2015 Home Builders Association/City of Schuyler agreement with Messner Development to plan/build homes in Schuyler.
25. 2015 Schuyler Utilities completed sanitary lift station opening the Water Tower 2nd Subdivision for future home building.
26. 2015 Participated in Planning for Schuyler Media Network and Creation of Schuyler News Bureau.

27. 2015 Purchased touch screen and installed hallway monitors at SCHS (to be completed January 2016)
28. 2015 Signed agreement with Homestead Bank for office space for Community Resource and UNL Extension Educator.
29. 2015 Partnership with NE Dept. of Labor and Cargill and changed Resource Center to Colfax County Workforce Center.
30. 2015 City of Schuyler signed inter-local agreement with SCS to promote and support housing development.
31. 2015 Partner with Schuyler Foundation to raise $100,000 in support of the Rec. Center project.
32. 2015 Sign agreement with Cargill Meat Solutions to donate $276,000 to the Rec Center project.
33. 2015 $226,000 donation from a Schuyler Alumni to Foundation for student scholarships.
34. 2015 Hosted student/staff/parent technology workshop (Kevin Honeycutt) in January 2015.
35. 2015 Expanded Foundation Staff Recognition Program to include food service, custodial, and office personnel.
36. 2014 Meet annually with community patrons, Cargill employees, and community leaders to set strategic planning priorities.
37. 2014 Annual Schuyler Lumber and SCS contract for house construction project.
38. 2014 Expanded and updated websites to include Facebook and Twitter.
39. 2014 Coordinate with Schuyler Community Development and Housing Director to conduct a district-wide housing survey.
40. 2014 City of Schuyler hired a full-time housing director to develop housing program.

8. **School Climate (Students and Adults):** *Professional Development, Professional Conduct and Commitment, Program, Staffing/Assignment/Student/Teacher Ratio, Learning Environment, Behavior Management*

8.a If the "perfect" school opened across the street from your building, what would their staff say about their building climate, school culture, learning environment, class sizes, etc..?

8.b If the "perfect" school opened across the street from your building, what would their professional development program focus on to promote a balance in individual and district-wide staff training and program improvement?

8.c Describe the impact of successful staff development and positive school climate and its impact on achieving the desired behavior and professionalism at your building or level.

8.d If the "perfect" school opened across the street from your building, what would their students say about their school?

8.e Describe the educational programs used in effective schools at your level to promote cultural awareness and genuine interest in students.

8.f Describe expected behavior of students in effective schools at your level and your perspective on the impact of education vs. punishment in achieving the desired behavior.

Goal: Create and support a safe, positive, caring learning environment focused on improvement and success.

Target Areas:

1. Provide a positive work/school environment.
   - **Strategy:** Develop and implement a plan to emphasize the impact of a positive staff/student climate on student achievement and staff retention.
   - **Strategy:** Research and develop a behavior management system that promotes consistent expectations, and improved student performance.
   - **Strategy:** Expand recognition program to recognize and reward employee performance.
2. Provide an effective orientation system and a strong mentor program for new teachers.
   - **Strategy:** Develop an orientation and professional development program to support new teachers to the district.
3. Provide classroom resources, technology, and training to meet the educational needs of all students.
   - **Strategy:** Develop a district-wide system to coordinate teacher requisition and classroom inventory.
   - **Strategy:** Develop a professional development calendar outlining educational programs for certificated and classified staff throughout the school year.

Action Plans:

1. 2018 Focused professional development through coordination of Priority School and Discovery Education Consultants to promote coaching strategies to improve instruction and student achievement in the high school classrooms.
2. 2018 Reduced class size at SCHS for at-risk and struggling students (special Education, ELL, Off-track students)
3. 2018 Expanded Capturing Kids hearts training for SES, SMS, Rural, and selected staff from SCHS.
4. 2018 Restructured "Focus" time to include PBL, Discovery Ed, and Capturing Kids Hearts strategies.
5. 2017 Principals involved in the selection of quarterly outstanding employees.
6. 2017 Formed a team of employees and the school foundation for the process of recognizing outstanding employees.
7. 2017 Continue to support the use of APL and Project Based Learning through Discovery Education.
8. 2017 A braided funding partnership was created with CHI to provide Capturing Kids Hearts Training for all certified staff members at SMS, Richland, Fischer's, all new PK-5 staff, and a focus group from SCHS
9. 2017 A United Way grant was provided to assist SCS in expanding the TeamMates program.
10. 2017 Hosted Capturing Kids Hearts for Preschool, Rural Schools, SES, SMS teachers and administrators.
11. 2017 Hosted APL for Preschool, Rural Schools, SES, SMS, and SCHS teachers and administrators.
12. 2016 Awarded a 5-year School Improvement Grant at SCHS focused on improving student engagement and achievement.
13. 2016 Coordinate employee recognition programs to recognize longevity, performance, retirement, etc...
14. 2016 Train the APL model to provide consistency in classroom instruction and behavior management.
15. 2016 Develop and implement a focus on Respect, Responsibility, and Work Ethic district-wide.
16. 2016 Develop and coordinate parent/teacher conference schedule to improve parent participation at SMS/SCHS.
17. 2016 Contract with the Flippin Group to train/implement "Capturing Kids Hearts" program at SES.
18. 2016 Expand the new teacher orientation program to include APL Training in September (WSC/ESU 1).
19. 2016 Join NENTA (Northeast Nebraska Teacher Academy) at WSC to expand sub pool and recruit prospective teachers.
20. 2015 Team of administrators/staff completed Capturing Kids Hearts Training and Certification.
21. 2015 Developed and implemented a district-wide "new" teacher orientation program.
22. 2015 SMS/SCHS mentoring programs to promote student/teacher relationships and improve communication with parents.
23. 2015 SCHS/selected staff members participated in 1 Day APL workshop. 4-Day district-wide training (Spring 2016)
24. 2015 Hosted district-wide professional development workshop to promote staff relationships and morale. (Dave Weber)
25. 2015 Hosted district-wide professional development workshop to promote communication. (VJ Smith)
26. 2014 Hired CTAC to work with SMS staff on managing change, school climate, and interpreting school data.
27. 2014 Developed and implemented Counseling Center focused on providing support for teacher/student relationships.
28. 2014 Developed and implemented annual SCS teacher incentive program.
29. 2014 Implemented new annual requisition program to streamline purchasing and inventory management.

11/12/2018

TRANSFERS WITHIN THE DISTRICT

Last Name	First Name	Transferring School Year	Date Transfer Requested	Grade Entering	SCS Resident School Building	SCS Transfering to Building
OPTIONS OUT / IN						
Last Name	**First Name**	**Option School Year**	**Date Transfer Requested**	**Grade Entering**	**Resident District**	**Option district**
CLAUSSEN	SYDNEE	2018-2019	8/10/2018	3	SCS/SES	CLARKSON
STOKLASA	MARISSA	2018/2019	8/10/2018	K	SCS/FISHERS	CLARKSON
LERMA	SHARIRA	2018/2019	10/2/2018	5	SCS/SES	DAVID CITY PUBLIC
Alvarado	Douglas	2018/2019	10/22/2018	12	David City Public	SCS/SCHS
CANCELED OPTIONS:						
Last Name	**First Name**	**Option School Year**	**Date canceled**		**Resident District**	**Option district**
Encarnacion	Azucena	2018/2019	8/7/18	K	David City	SCS/SES move to Lakeview district







































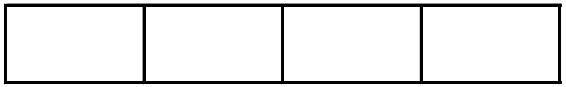

NASB Monthly Update for Board Meetings

Agenda Item: NOVEMBER 2018

"NASB Update"

November is here, and that means it is time for the annual State Education Conference. This will be the last year in La Vista before heading downtown in 2019. This year's theme is Recognizing our Roots and Reaching Beyond, to not only honor the past 100 years, but look towards the future as our role continually evolves. Meetings and activities start as early as Tuesday, November 13th, with the full conference kicking off that Thursday morning. With over 1,200 attendees, this is an incredible week of networking, learning and recognition for all school board members do to make Nebraska a great place to live.

Items of note for this year's State Education Conference include

- the 100th Birthday Party on Wednesday, November 14th from 6 to 7 PM
- and the annual Delegate Assembly on Friday morning, November 16th at 8 AM.

Being an election year, NASB will be conducting New Board Member Workshops for newly elected board members, as well as those who have served two years or less. Veteran board members and administration who wish to accompany those newer to the board are also welcome. Those workshops will be in:

- Gering on November 27
- North Platte on November 28
- Grand Island on November 29
- Norfolk on December 4, and
- La Vista on December 5

To learn more, view the agenda and register for the location nearest you, visit www.NASBonline.org

Before we know it, 2019 will be here. NASB has been engaged in a number of interim hearings at the Capitol this Fall, in preparation for the next Legislative Session, which begins January 9th.

Mark your calendars for the 2019 Legislative Issues Conference, January 27 & 28, at the Cornhusker Hotel in Lincoln. Hear from committee chairs, the Speaker, and key senators who will have a say in all of the bills, good and bad, that will have an impact on education in Nebraska. The conference always ends with the opportunity to have lunch with a number of the senators and have your questions answered.

We encourage you to keep an eye on the Capitol and utilize NASB with any and all questions or concerns. Look for 'Legislative Notes" updates as key information arises, and for those of you would like to be more involved in the overall process, be it from a seat inside the Capitol itself, or from your own couch, we have a role for you! Every little bit helps as we work with you, to share the stories of how these bills impact districts across Nebraska.

Stay engaged online at www.NASBonline.org and follow NASB on twitter at www.twitter.com/NASBonline using the hashtag #liveNASB - Thanks for all you do for your board, your community and the entire state by serving public education in Nebraska.