Schuyler Community Schools
Board of Education Regular Meeting
Monday, October 8, 2018 6:30 PM
Schuyler Central High School Music Room
120 W. 20th St.
Schuyler, NE 68661-2400

I. Call Meeting to Order
I.A. Pledge of Allegiance
Discussion: All present participated in the Pledge of Allegiance.
I.B. Declaration of Open Meeting
II. Approval of Consent Agenda
II.A. Agenda
II.B. Minutes
II.C. Acceptance of Claims
II.C.1. Bills of $5,000 or more
II.D. Financial
II.E. Other Listed Reports
III. Public Forum - We ask that all presentation be limited in their length.
III.A. Recognition of visitors and guests
III.B. Other topics (limited to 5 minutes - subject to guidelines of the Board Participation Policy)
III.C. Student Representative's Report
IV. Action Items
IV.A. Budget, finance, negotiations, and personnel
IV.A.1. Consider, discuss, and approve new hire recommendation.
V. Discussion Items and Reports
V.A. Patron request to visit with Board of Education about the Nebraska State Supreme Court
Discussion: Ellen Faltys gave short presentation on the Supreme Count Arugument Session that will happen at Schuyler Central High School on November 2nd at 9:00 am. Two cases will be heard. The public is invited but it is designed for the high school students as part of the Nebraska Supreme Court High School.Outreach Argument Program.
V.B. Priority School Monthly Report
V.C. Strategic Plan Report
V.D. Principals Reports
V.E. Directors Reports
Discussion: Principals and board members were asked to to tell one posicitve thing about Schuyler community Schools in stead of just asking questions about their reports this month..
V.F. Superintendent's Report
V.G. Board Member/Committee Reports
VI. Correspondence Items

VII. Adjournment

Prepared by: Christina Bywater, Secretary to the Board

Schuyler Community Schools
Board of Education Regular Meeting
Monday, October 8, 2018 6:30 PM
Schuyler Central High School Music Room
401 Adam St.
Schuyler, NE 68661

I. Call Meeting to Order

I.A. Pledge of Allegiance

I.B. Declaration of Open Meeting

II. Approval of Consent Agenda

II.A. Agenda

II.B. Minutes

II.C. Acceptance of Claims

II.C.1. Bills of $5,000 or more

II.D. Financial

II.E. Other Listed Reports

III. Public Forum - We ask that all presentation be limited in their length.

III.A. Recognition of visitors and guests

III.B. Other topics (limited to 5 minutes - subject to guidelines of the Board Participation Policy)

III.C. Student Representative's Report

IV. Action Items

IV.A. Budget, finance, negotiations, and personnel

IV.A.1. Consider, discuss, and approve new hire recommendation.

V. Discussion Items and Reports

V.A. Patron request to visit with Board of Education about the Nebraska State Supreme Court

V.B. Priority School Monthly Report

V.C. Strategic Plan Report

V.D. Principals Reports

V.E. Directors Reports

V.F. Superintendent's Report

V.G. Board Member/Committee Reports

VI. Correspondence Items

VII. Adjournment

Prepared by: Sally Jakub, Secretary to the Board

Schuyler Community Schools
Budget Hearing and Board of Education Regular Meeting
Monday, September 17, 2018 6:30 PM
Schuyler Central High School Music Room
401 Adam St.
Schuyler, NE 68661

Attendance Taken at 6:33 PM.

Mynor Hernandez: Absent
Richard Brabec: Present
Holly Hild: Present
Chuck Misek: Present
Virginia Semerad: Present
Brian Vavricek: Present
Present: 5, Absent: 1.

I. Budget Hearing
Action Item

I. Call Hearing to Order

II. The purpose of the Hearing is to review, discuss, consider, and receive input, and or support, opposition, criticism, suggestions or observations of taxpayers relating to the 2018-19 proposed budget.

III. Adjourn Budget Hearing

II. Levy Setting Hearing
Action Item

I. Call Hearing to Order

II. The purpose of the Hearing is to review, discuss, consider, receive input, and hear support,opposition, criticism, suggestions or observations of taxpayers relating to the 2018-19 proposed property tax levy.

III. Adjourn Levy Setting Hearing

III. Call Meeting to Order
Procedural Item
STRIVE - COMMIT - SUCCEED - District Mission Statement

Schuyler Community Schools in partnership with parents, students, and the community is committed to educate students to become skilled, knowledgeable and responsible citizens in

a global society - District Vision Statement

Notice of this meeting was given in advance according to State Law 84-1411, by giving notice of the meeting to the public. Notice of this meeting was also given in advance to all members of the Board of Education

III.A. Pledge of Allegiance
Procedural Item
Rich Brabec
All in attendance participated in the Pledge of Allegiance.

III.B. Declaration of Open Meeting
Procedural Item
This meeting has been preceded by advance notice and is hereby declared to be in open session. A copy of the Open Meetings Act is posted in the back of the meeting room.
Nebraska Open Meetings
Act: http://nitc.nebraska.gov/documents/statutes/NebraskaOpenMeetingsAct_current.pdf

IV. Approval of Consent Agenda
Consent Agenda
Discuss, Consider and Take Action on the consent agenda

Motion to approve the consent agenda Passed with a motion by Virginia Semerad and a second by Brian Vavricek.
Mynor Hernandez: Absent, Richard Brabec: Yea, Holly Hild: Yea, Chuck Misek: Yea, Virginia Semerad: Yea, Brian Vavricek: Yea
Yea: 5, Nay: 0, Absent: 1

IV.A. Agenda
Consent Item

IV.B. Minutes
Consent Item

IV.C. Acceptance of Claims
Consent Item

IV.C.1. Bills of $5,000 or more
Consent Item

IV.D. Financial
Consent Item

IV.E. Other Listed Reports

Consent Item

V. Public Forum - We ask that all presentation be limited in their length.
Information Item

V.A. Recognition of visitors and guests
Information Item
Rich Brabec

V.B. Other topics (limited to 5 minutes - subject to guidelines of the Board Participation Policy)
Information Item

V.C. Student Representative's Report
Information Item
Carlos Alarcon will serve as the student representative for the 2018-19 school year.

VI. Action Items
Procedural Item

VI.A. Budget, finance, negotiations, and personnel
Procedural Item
This committee is responsible for budget, finance, and contract negotiations with administration, certificated staff, and support staff.

VI.A.1. Consider, discuss, and take action to approve the 2018-19 budget as advertised.
Action Item

We held our budget workshop on August 27th and advertised the budget for all funds as directed at our final meeting. Attached is the full budget, the advertised budget notice, and the valuations certified for the 2018-19 school year.

Motion to approve the 2018-19 budget as advertised. Passed with a motion by Virginia Semerad and a second by Richard Brabec.
Mynor Hernandez: Absent, Richard Brabec: Yea, Holly Hild: Yea, Chuck Misek: Yea, Virginia Semerad: Yea, Brian Vavricek: Yea
Yea: 5, Nay: 0, Absent: 1

VI.A.2. Consider, discuss, and take action to approve the 2018-19 Levy resolution as advertised.
Action Item

2018-19 PROPERTY TAX REQUEST RESOLUTIONFOR COLFAX COUNTY SCHOOL DISTRICT

#123

WHEREAS, public notice was given at least five days in advance of a special hearing called for the purpose of discussing and approving or modifying the District's Tax Request for the 2018-19 school fiscal year for the General Fund, Bond Fund, Special Building Fund, and Qualified Capital Purpose Undertaking Fund of Colfax County School District # 123; and,

WHEREAS, such Special Public Hearing was held before the Board of Education (hereinafter "the Board") of Colfax County School District #123 (hereinafter "the District") at the time, date, and place announced in the notice published in a newspaper of general circulation, a copy of which notice and proof of publication of which is attached hereto as Exhibit A, all as required by law; and,

WHEREAS, the Board provided an opportunity to receive comment, information, and evidence from persons in attendance at such Special Hearing; and,

WHEREAS the Board, after having reviewed the District's Tax Requests for each said fund, and after public consideration of the matter, has determined that the Final Tax Requests as listed below are necessary in order to carry out the functions of the District, as determined by the Board for the 2018-19 school fiscal year.

NOW BE IT THEREFORE RESOLVED that (1) the Tax Request for the General Fund should be, and hereby is set at **$ 14,099,327.13**; (2) the Tax Request for the Bond Fund should be, and hereby set at **$ 505,050.50;** (3) the Tax Request for the Special Building Fund should be, and hereby is set at **$ 505,050.50;** and (4) the Tax Request for the Qualified Capital Purpose Undertaking Fund should be, and hereby is set at **$ 505,050.50**.

It is so moved by_____and seconded by_____this 17th day of September, 2018.

Roll Call vote as follows:

Rich Brabec	YES	NO
Mynor Hernandez	YES	NO
Holly Hild	YES	NO
Chuck Misek	YES	NO
Virginia Semerad	YES	NO
Brian Vavricek	YES	NO

The undersigned herewith certifies, as Secretary of the Board of Education of Colfax County School District #123, that the above Resolution was duly adopted by a majority of said Board at a duly constituted public meeting of said Board.

_____
Virginia Semerad, Secretary
Colfax County School District #123
A/K/A Schuyler Community Schools

ATTEST:

_____.
Richard Brabec, President
Colfax County School District #123
A/K/A Schuyler Community Schools

CERTIFICATION

The undersigned hereby certifies that the above motion is authentic and truly and accurately reflects the formal official action taken therein, on the date as reflected, and that such findings, motion and resolution adopt the Schuyler Community Schools property tax request or levy, according to law, and that the County Board of Equalization shall set the levy for Schuyler Community School system according to the modification and tax request set forth therein and in the attached Exhibit "A" in accordance with the law.

_____Authorized Office of Schuyler Community Schools

Motion to approve the levy resolution as advertised. Passed with a motion by Richard Brabec and a second by Brian Vavricek.

Mynor Hernandez: Absent, Richard Brabec: Yea, Holly Hild: Yea, Chuck Misek: Yea, Virginia Semerad: Yea, Brian Vavricek: Yea
Yea: 5, Nay: 0, Absent: 1

VI.A.3. Consider, discuss, and take action to approve SEA request to be recognized as the sole bargaining agent for 2020-2021 non-supervisory certificated staff master agreement.
Action Item

The Schuyler Education Association (SEA) submitted a letter requesting recognition as the exclusive bargaining agent for the district's non-supervisory certificated staff for the 2020-2021 contract year. This is a formality that the NSEA recommends our local association get approval now for next year's negotiations process. See attached letter.

Motion to approve SEA request to be recognized as the sole bargaining agent for 2020-2021 non-supervisory certificated staff master agreement. Passed with a motion by Virginia Semerad and a second by Holly Hild.
Mynor Hernandez: Absent, Richard Brabec: Yea, Holly Hild: Yea, Chuck Misek: Yea, Virginia Semerad: Yea, Brian Vavricek: Yea
Yea: 5, Nay: 0, Absent: 1

VI.A.4. Consider, discuss, and take action to approve staff resignations
Action Item

1. **Bethany Dirkschneider:** SCHS Para-Educator

Motion to accept Bethany Dirkschneider's resignation and thank her for her service to the district. Passed with a motion by Holly Hild and a second by Richard Brabec.
Mynor Hernandez: Absent, Richard Brabec: Yea, Holly Hild: Yea, Chuck Misek: Yea, Virginia Semerad: Yea, Brian Vavricek: Yea
Yea: 5, Nay: 0, Absent: 1

VI.A.5. Consider, discuss, and take action to approve new hire recommendations
Action Item

1. **Jose Ramirez:** SES Custodial/Maintenance
2. **Mickaela Vazquez:** SCHS Para-Educator

Motion to approve administrative new-hire recommendations as presented. Passed with a motion by Brian Vavricek and a second by Virginia Semerad.
Mynor Hernandez: Absent, Richard Brabec: Yea, Holly Hild: Yea, Chuck Misek: Yea, Virginia Semerad: Yea, Brian Vavricek: Yea
Yea: 5, Nay: 0, Absent: 1

VI.B. Americanism: Curriculum, Assessment, and Instructional Programs
Procedural Item
Virginia Semerad, Holly Hild, Rich Brabec
This committee is responsible for reviewing curriculum recommendations, textbook selection, requisitions/inventory, and instructional programs.

VI.B.1. Consider, discuss, and take action to approve the use of "local Substitutes" for the 2018-19 school year.
Action Item

The State of Nebraska requires that the board of education must annually approve the use of "local substitutes" to teach in absence of the regular teacher. Local substitutes are limited to 45 days per year in the school district on an intermittent basis. We have been using local substitutes in the past, but the Department of Education requires board minutes validating local substitute certificates.

Wayne State College has continued our agreement for placement of substitute teachers from the Northeast Nebraska Teacher's Academy (NENTA) for the 2018-19 school year. These students have completed the necessary gateway requirements and hold a valid Nebraska Teacher's Certificate.

Motion to approve the use of local substitute teachers for the 2018-19 school year. Passed with a motion by Holly Hild and a second by Chuck Misek.
Mynor Hernandez: Absent, Richard Brabec: Yea, Holly Hild: Yea, Chuck Misek: Yea, Virginia Semerad: Yea, Brian Vavricek: Yea
Yea: 5, Nay: 0, Absent: 1

VI.C. Board Policy, Handbooks, and Support Programs
Information Item
Holly Hild, Brian Vavricek, Rich Brabec
This committee is responsible for annual review of board policies, handbooks, and crisis/safety plans. This committee is also responsible for the support and development of support programs(nursing, food service) in the district.

VI.C.1. Consider, discuss, and take action to approve second reading of updated board policies 201.02, 201.06 and 802.07.
Action Item

Attached are the final board policy updates for the 2018-19 school year from the NASB Policy Service.

201.02: Board Election and Appointments
201.06: Board Vacancies
802.07: School Food Procurement

Motion to approve final reading of board policy 201.02, 201.06, and 802.07. Passed with a motion by Holly Hild and a second by Virginia Semerad.
Mynor Hernandez: Absent, Richard Brabec: Yea, Holly Hild: Yea, Chuck Misek: Yea, Virginia Semerad: Yea, Brian Vavricek: Yea
Yea: 5, Nay: 0, Absent: 1

VI.D. Governance: Public Relations, Technology, and Planning
Procedural Item
Brian Vavricek, Holly Hild, Virginia Semerad

This committee is responsible for recommending the annual district calendar, strategic planning process, technology, and promoting positive public relations and communications program.

VI.D.1. Consider, discuss, and take action to approve amending the first semester school calendar.
Action Item

We have several professional development days scheduled during the first semester that require us to amend our original school calendar:
1. October 5: SES & Rural Schools: No school (Training on our new reading program "*Wonders").*
2. October 8: No school at the preschool (staff training in Loup City)
3. October 8: SMS 1:30 dismissal (Respect Training through ESU 7)
4. October 10: No School K-12: (Admin/teacher APL training)

Motion to approve 1st Semester Calendar Amendments as recommended. Passed with a motion by Richard Brabec and a second by Holly Hild.
Mynor Hernandez: Absent, Richard Brabec: Yea, Holly Hild: Yea, Chuck Misek: Yea, Virginia Semerad: Yea, Brian Vavricek: Yea
Yea: 5, Nay: 0, Absent: 1

VII. Discussion Items and Reports
Procedural Item

VII.A. Priority School Report
Action Item
See attached report.

VII.B. Principals Reports
Information Item

Preschool and 3-5 Principal's Report: Mr. Comley
Program/teacher highlight: This month I would like to bring attention to Deb Schueth and the Newcomers program at SES. Mrs. Schueth is a teacher that goes above and beyond not only for the children in our school but the district. Mrs. Schueth spends countless hours preparing and teaching across multiple grade levels with minimal help. All the reasons above in addition to self motivation, work ethic, and the desire to get children where they need to be are the reasons Deb Schueth and the Newcomers program is my spotlight of the month.

October 5th we will be having Wonders training for SES teachers
October 10th will be APL refresher for SES teachers
October 8th Preschool will be in training on classroom management

K-2 Principal's Report: Mr. Kovar
Spotlight- I would like to highlight our Elementary Counselor's, Ingrid Rodriguez and Meridith Riha. Both of these ladies go above and beyond for our students. They wear so many different hats, and their days are usually spent running from one place to another. They have been so busy to start the year doing things like bus evacuations, starting the Yummy backpack program, teaching expectations to students, making home visits, attending community meetings, and working with struggling families. We are extremely lucky to have these two as an important part of our team!!

Rural School Principal's Report: Ms. Bebout

Program/Staff Member Highlight: Our K-2 teacher at Richland is Denise Stevenson. Denise is a very dedicated teacher and goes above and beyond for her students. She just received a grant from Cornhusker Power Goodwill which she will use for STEM activities in her classroom.

Denise has taught at Richland for 21 years and before that taught at Colfax District 11R for two years. She grew up in Schuyler and went to school at UNL and Wayne State. She is now working towards another Master's Degree in Mastering Arts. She is married to Ken Stevenson and has two daughters Rylee (21 years old) and Emily (16 years old). We are lucky to have such a hard working teacher in our district.

SMS Assistant Principal's Report: Mr. Zavadil

Our year has started off quickly and our whole team has been doing a great job of implementing the Capturing Kids' Hearts program especially new staff. The collaboration and group work among our teachers is going very well.

Mrs. Knutson is working to organize our Red-Out walk, she is selling shirts and teachers will walk to show support for the American Heart Association before the home football game on October 5th.

Later this week Ms. Cruz, Mrs. Hanna and myself will be attending the NATS/NATM joint conference. Both of these teachers are new to the district and we are hoping that this will allow them to connect with other teachers in their subject areas and gather ideas to bring back to their classrooms.

SMS Principal's Report: Mrs. Burton

Program and Staff Member Spotlight: SMS Broadcasting

For the last four years, our SMS Broadcasting Program has been led by Mrs. Shanda Hall. Mrs. Hall has worked with the Nebraska News Channel and STRIV TV to provide students the opportunity to showcase their talents in and outside of the classroom. SMS Students have been regulars at events throughout the district, as well as become employed through News Channel Nebraska for their broadcasting skills.

The STRIV Fall Conference is also being conducted at SMS on October 23rd, due to Mrs. Hall's excellent leadership of the SMS program and her strong leadership skills across the state. She has been mentoring Mrs. Peterson at SCHS as they launch their new program.

In addition to facilitating broadcasting courses at SMS, Mrs. Hall is also the SMS Yearbook Coordinator and the SMS Media Specialist. You can regularly see Mrs. Hall working the Warrior Academy Program and serving as the STRIV lead sponsor for SMS. She was recognized as the 2017-18 Teacher of the Quarter.

Shanda is the proud wife of Andy, current SMS Math Teacher, and mother of three sons, (Easton-SCHS sophomore, Auston, SCHS graduate and UNK Freshman, and Preston-SCHS graduate and UNK Junior).

Upcoming Events:

September 21st-MAP Window Closes and the Fall Data Analyses Begins
September 25th- Mrs. Beebe is taking a group to the Nebraska Digital Citizenship Symposium
October 8th- 1:30 p.m. student dismissal RESPECT Training for SMS Staff. Please see: http://respect2all.org/ for more information.

I am sorry that I am not in attendance this evening. We are welcoming our P.E.O. State Officer for our semi-annual visit. I am president of the local Schuyler chapter. This special meeting was scheduled last spring.

SCHS Assistant Principal's Report: Mr. Kasik

Program/Staff Member Spotlight: Our High School Art program is led by Michael Trotter. We have seen a huge growth in the number of students in this program and they have done a quite a few community projects. We have also just relocated and renovated the art classroom to accommodate this growth. This is Mr. Trotter's 3rd year at SCHS after spending 5 years at Omaha Benson. He grew up in Denison, Iowa, graduated from UNL and is the oldest of three boys. He has been married 10 years and has two daughters who are 4 and 2. Mr. Trotter says, " I love the continued importance the community puts on the arts and the willingness to invest time, energy, and money on growing these programs when other districts are closing them down."

Notable Topics: It has been great having Dr. Lefdal aboard to bring another experienced administrative perspective as well as his work with student attendance, tardies, discipline and senior lunch.

Classes are running very smooth right now with office referrals and suspensions way down. (Last year at this time we had a total of 24 school days missed due to in school or out of school suspensions. At this time we have had 1 school day missed for ISS, down 96%)

SCHS Principal's Report: Mr. Grammer

Program Spotlight: Our high school has for the past three years worked with the educational company, Discovery Education. Through this process of working with DE, we formed teams and committees and the team I am spotlighting for their hard commitment and diligence is the PBL Team. PBL stands for, 'Project Based Learning'. The teachers in PBL develop many of their lessons involving hands on projects. This team plans and implements activities to provide a different way of learning, in contrast to conventional teaching style. During FOCUS time the PBL team presents fun activities for our students, An example of this is the Rock Paper Scissors (RPS) competition between FOCUS groups. It was a great activity and students had fun. Keep up the great work you are doing in our school.

Staff Member Recognition: The staff member to be recognized for their work in the high school is Mrs. Brandi Zavadil. Mrs. Zavazdil has been a Spanish Teacher in our district for the past three ears. She previously taught for six years at Tekamah-Hermann. She grew up in the Fremont area and received her Bachelors degree from UNL. Her husband, Mr. Jesse Zavadil, is our Assistant Middle School at SMS and she has two daughters, Harper (5) and Reagan (8). Mrs. Zavadil has taken on the PBL program, mentioned above, with energy and enthusiasm. She has helped to grow this program and bring fun to the halls and classrooms of SCHS. Students are lucky to have her as a teacher and staff are lucky to have her as a colleague.

Event Highlight: I would like to highlight a couple events that will be taking place in the next couple of months a SCHS. First, we were fortunate to apply for a Counselor grant and receive the grant from the Education Quest Foundation. This is a College Access Grant, which is given to schools so they can have an opportunity to be exposed to higher education options. The grant is for $7,500.00 over the four years. Congratulations to Ms. Johnson and Mrs. Bertrand for receiving this grant.

The second activity is our Warrior Showcase coming up in mid October. This event is during our Parent - Teacher Conferences in October. This will be a time to visit with teachers and a time to recognize our students for the talents that they have. More information will be coming in the next couple of weeks.

VII.C. Directors Reports
Information Item

Youth Activities Director's Report: Mr. Kovar

Spotlight- Schuyler Youth Football: Schuyler Youth Football is off to a good start. I try to work closely with this group to provide a good experience for our kids. Some great news is that we have increased our numbers from last year. Last year we had 44 kids in 3rd through 6th grade, this year we are at 70!! It's a great problem to have, so we have been ordering extra equipment. 3rd and 4th grade play at 1:00pm on Sunday's, and 5th and 6th grade play at 3:00pm.

Youth Volleyball will be starting on Monday, September 17th, and run through October.

SMS Activities Director's Report: Mr. Zavadil

Our Middle School Athletics are off to a good start with our Middle School Volleyball having a new, high level of energy. Our coaches are working very well with our Girls. They started off the season well winning a match against Clarkson. We have also held multiple scrimmages at the middle school for our less experienced students. They are competing tonight at David City Aquinas.

Cross Country has been competing well also with 2nd place finishes at our own invitational and our girls getting a 2nd place finish at Wayne. Next competition will be @ the Malcolm invitational Tuesday.

Our Middle School Football team has competed well in close losses to David City/Shelby-Rising City and Crete. Our next game will be on Thursday Vs. West Point Beemer here in Schuyler.

We held the Knights of Columbus Soccer Goal Kick Challenge at the Field-House last Friday. The Warrior Academy program participated and brought great numbers to the event. We are also planning on hosting the district, state, and regional competition in our Field-House since it allows the organization to plan without having to worry about weather concerns.

SCHS Activities Director's Report: Mr. Kasik

Program/Staff Member Spotlight: Our High School Softball program is led by Scott Anderson. Mr. Anderson is in his second year here at Schuyler after a number of years teaching and coaching at Fremont High. He earned is degrees from WSC and Peru State College. He is from Coleridge and has 3 daughters and one granddaughter. Mr. Anderson's work over the summer has allowed our softball team numbers to be up and for us to be more competitive this year. With only one SB win over the last three years, we already have two wins this season and a number of close losses. Mr. Anderson says, ***"What I like about Schuyler is great people and good kids to work with."***

Notable Topics: Our Cross Country teams have been competing very well. The Boys team won the Schuyler Invite and our girls were in the top half. Our Softball team won two games early in the season and is looking to get back on track. Volleyball has been competitive and has lost a number of close games. Girls Golf has 10 girls out after returning only one golfer from last year's team. Football has over 70 kids out and is looking to turn things around.

After School Director's Report: Ms. Bebout

Program/Staff Member Highlight: Warrior Academy started on August 27th with over 200 students enrolled. At

this time we have 236 students enrolled at the elementary school and 48 students at the middle school. We offer an average of 15 clubs each day between the two schools. Our band club at the elementary school has 64 students coming for extra practice after school! We are off to a great start this year.

Highlight Upcoming Events:

This fall we will be taking students to the Schuyler Theater and to the Theilen Produce Gardens Corn Maze

Light's On - October 25th

SCHS Student Services Director's Report: Dr. Lefdal

Program/Staff Member Spotlight: Our counselors have been doing an exceptional job of working with students and schedules. This time of year can be very overwhelming for counselors as the schedule changes and other issues seem to "pile up" during this time of year. They have handled these issues with professionalism and grace.

I also want to thank the UNL teachers for their flexibility and desire to help our kids! Bravo!

Notable Topics: I have been greeting students at the door in the morning as well as at my classroom door. I am so impressed with how courteous and respectful our students are when I greet them. I have 98% of the students telling me "good morning." What an amazing example of how great our kids are at SCHS!

Looking ahead: I am looking forward to learning more about our safety and security programs as well as continuing to utilize our E-hallpass for open-campus and eventually implementing it for all students. I have already had teachers asking if e-hallpass will be opened for all passes! Go team!

Special Education Director's Report: Mrs. Vrba

The 2018-2019 Team Sped's Survival Kits have been assembled and will be dispersed on Wednesday during our Back-to-School meeting! This is always such an exciting time of year! But still after 32 years of experiencing the "first day of school", I know Sunday night I will be too nervous to sleep and Monday morning too nervous to eat breakfast! It's going to be awesome!

Our 2018-2019 Team Sped members are:

At Preschool, Richland and Fisher's 24: Lexi Bruha

At SES: Kari Weihl, Caitlin Wiedel, Elyse Muhle, Bri Mize, Doreen Gibbons, and Eileen Gahan

At SMS: Lori Benesch, Pat Knutson, and Brenda Klein

At SCHS: Lynne Rambour, Jill Sorsen, and Ashlie Stone

We were so fortunate to have our same phenomenal school pysch: April Becker

During the summer, we had teachers and paras in MANDT training, a Co-Teaching Book Study and numerous college classes as they try to earn their Master's Degree.

Curriculum/Assessment Director's Report: Dr. Gibbons

2017 - 2018 State Assessments - We are still awaiting results from the state department. I will plan on creating a one page data infographic for you when I have information that I can share.

School Improvement Grant - We were able to have some professional development days over the summer this year in order to help teachers plan for this school year. We have also already had our Discovery Ed partners in the high school six times this year. Once we have finished fall MAP testing, we will begin to create goals and student learning objectives for the year as required by the grant.

Accreditation/School Improvement - We are working on writing our action plans to meet our Improvement Priorities as required by AdvancED.

Improvement Priority #1: Evaluate and Implement instructional strategies to include differentiation and personalized learning.

1. Action Plan activities:
    1. Evaluate and update assessment plan to include individual progress monitoring data.
    2. Within the instructional model, include a "Spotlight Element" that is highlighted, discussed and implemented across the district.
    3. Develop and implement a standards tracker that will facilitate tracking student progress to ensure all students' needs are met.
    4. Implement and train staff on the use of ELLEVATION's Collaborate module to differentiate for EL students.

Improvement Priority #2: Develop and implement an aligned curriculum that includes rigorous academic expectations for all student while promoting creativity and innovation.

1. Action Plan Activities
    1. Ensure all curriculum information is located in one spot. (Team Drive then FMP)
    2. Develop a district-wide system for displaying the curriculum information.
        1. List of priority standards
        2. Scales to meet those standards

3. Scope and sequence
4. Unit Plans
5. Lesson Plans

Observation and Evaluation - For the past three years, we have been using the Marzano Evaluation Model through an online platform called iObservation. We are still using the platform, but we are in the process of making a move to the Marzano Focused Teacher Evaluation Model. It is very similar to what we have been doing only it's much more focused. The previous model had 63 elements that a principal could score. The new model filtered that down to the 23 essential elements. This model is more in line with what we were already doing. A map of the protocol has been attached.

VII.D. Superintendent's Report
Information Item

Staff/Program Spotlight: The district office is generally a busy place focused on providing support for purchasing, accounts payable, accounts receivable, payroll, etc... Thanks to the willingness of Sally, Shelley, and Penny to step up, this year is off to a great start. The added responsibilities of state and federal code changes, new payroll and payroll codes, Activities program and concession coordination, increased lunch applications and expanded program requirements has added much to an already heavy workload. Big thank you to these three ladies for their great work.

Upcoming Events:

1. **September 19th: OCR Compliance Review.** We had to move from the 20th to the 19th due to a conflict with another school
2. **October 3rd: NASB Membership Meeting @ Norfolk:** See attached schedule. Please register with Sally if you are planning on attending.
3. **NASB State Convention in Omaha November 14-16:**

Pre Conference Wednesday, Conference: Thursday/Friday

4. **Open Sky Institute:** I attended the Open Sky Workshop in Lincoln. Several legislators discussed the property tax situation in Nebraska. In addition, there was much conversation around the current economy and the impact of immigrants on Nebraska. See attached information.
5. **Early Childhood Services:** The Communities for Kids initiative was created in response to community requests for assistance with shortages of high quality early care and education programs. See attached information.

VII.E. Board Member/Committee Reports
Information Item

SCHUYLER COMMUNITY SCHOOLS FOUNDATION MEETING
September 17, 2018 @ Noon
SCHUYLER HIGH SCHOOL SUPERINTENDENTS OFFICE

Membership: Brian Vavricek- President, Sandy Seckman- Vice President, Lumir Jedlicka- Treasurer, Virginia Semerad- Secretary, Members- Joyce Baumert, Victor Lopez, and Dan Hoesing
Guests: Chamber Executive Director Jackie Farrell - Economic Development Coordinator
Shelley Friesz -shelley.friesz@schuylercommunityschools.org - 402-352-3527 Ext 216
Foundation Recording Secretary
Sheri Balak - sheribalak@gmail.com - Alumni Honors consultant
Vision: "**S**chuyler **C**ommunity **S**chools **F**oundation: **Supporting and Celebrating Success**"
Mission Statement: "**Schuyler Community Schools Foundation will support and celebrate**

Schuyler Community Schools Students, Staff and Alumni."
Goals: **1. Supporting scholarships for SCHS graduates**
2. Supporting curriculum advancements
3. Supporting capital improvements
4. Supporting collaboration with community and alumni
5. Celebrating outstanding student achievement and service
6. Celebrating outstanding staff achievement and service
7. Celebrating outstanding alumni achievement and services

Secretary Report/Minutes - Review and Approve (refer minutes emailed by Shelley Friesz - August 2018)

Treasurer's Report

Committee Reports:

- Labor Day: Brian, Victor, Virginia & Sandy
- Scholarship: Sandy, Lumir
- Education: Lumir & Brian
- PR/ Communications: Dan, Sandy, Sheri & Virginia
- Alumni Honors Committee- Joyce & Sheri
- Fundraising- Sandy & Holly
- School Facilities- Dan, Joyce & Holly

Next Meeting is October 1, 2018 @ noon at the Schuyler High School Superintendent's Office

VIII. Correspondence Items
Information Item

IX. Adjournment
Action Item

Motion to adjourn Passed with a motion by Brian Vavricek and a second by Virginia Semerad.
Mynor Hernandez: Absent, Richard Brabec: Yea, Holly Hild: Yea, Chuck Misek: Yea, Virginia Semerad: Yea, Brian Vavricek: Yea
Yea: 5, Nay: 0, Absent: 1

Budget Hearing and Board of Education Regular Meeting
Monday, September 17, 2018 6:30 PM
Schuyler Central High School Music Room, 401 Adam St., Schuyler, NE 68661

Budget Hearing: President Brabec opened the hearing at 6:31 PM. The hearing closed at 6:34 PM.

Levy Setting Hearing the Levy hearing opened at 6.34 PM. The property tax request for the 2018-2019 is $14,099,327.13. The hearing closed at 6:35.

The regular monthly board meeting was called to order at 6:36 PM.

All in attendance participated in the Pledge of Allegiance.

Declaration of Open Meeting

Motion to approve the consent agenda Passed with a motion by Virginia Semerad and a second by Brian Vavricek.

Action Items Budget, finance, negotiations, and personnel: Motion to approve the 2018-19 budget as advertised. Passed with a motion by Virginia Semerad and a second by Richard Brabec.

Motion to approve the levy resolution as advertised. Passed with a motion by Richard Brabec and a second by Brian Vavricek.

Motion to approve SEA request to be recognized as the sole bargaining agent for 2020-2021 non-supervisory certificated staff master agreement. Passed with a motion by Virginia Semerad and a second by Holly Hild.

Motion to accept Bethany Dirkschneider's resignation and thank her for her service to the district. Passed with a motion by Holly Hild and a second by Richard Brabec.

Motion to approve administrative new-hire recommendations as presented. Passed with a motion by Brian Vavricek and a second by Virginia Semerad. New hires are-Jose Ramirez: SES Custodian/Maintenance, Mickaela Vazquez: SCHS Para-Educator

Americanism: **Curriculum, Assessment, and Instructional Programs**: Consider, discuss, and take action to approve the use of local substitute teachers for the 2018-19 school year. Passed with a motion by Holly Hild and a second by Chuck Misek.

Board Policy: Motion to approve final reading of board policy 201.02, 201.06, and 802.07. Passed with a motion by Holly Hild and a second by Virginia Semerad.

Governance: Motion to approve 1st Semester Calendar Amendments as recommended. Passed with a motion by Richard Brabec and a second by Holly Hild.

Priority School Report: The team consisting of the ESU7, Nebraska Department of Education, and KL consults will provide monthly reports to district.

Principals Reports: The principal's reports will be highlighting a staff member or members, a program, or highlight upcoming events.

Directors Reports: The director's reports will be highlighting a staff member or members, a program, or highlight upcoming events.

Superintendent's Report: September 19th will be our OCR Compliance review. Oct 3rd will be the NASB membership meeting in Norfolk. The NASB State convention will be in Omaha, November 14-16. Dr. Hoesing attended the Open Sky workshop where several legislators discussed the property tax situation in Nebraska. In addition, there was much conversation around the current economy and the impact of immigrants on Nebraska. Dr. Hoesing reported on the software that has helped with open lunch for seniors and being able to make sure we know when students leave the building and return at lunch times. There was discussion of Dr. Lefdal duties. He takes care of all college credit classes, the independent studies high school, works with Ms. Pavel on students that are tardy and teaches two science classes.

Motion to adjourn Passed with a motion by Brian Vavricek and a second by Virginia Semerad at 7:58 PM.

You can watch the board meeting in full at https://youtu.be/7CjoxyknNLI

Respectfully submitted,
Sally Jakub
Recording Secretary

SCHUYLER COMMUNITY SCHOOLS
MONTHLY DISBURSEMENT REPORT
For the month of October 2018

Check #	Date	Vendor	Description	Amount
39119	10/8/2018	Agri-City Insurance Agency LLC	insurance	$143,887.00
39120	10/8/2018	Air Conditioning Utilities, Inc.	art room remodel	$374.13
39121	10/8/2018	SYNCB/AMAZON	supplies	$2,999.46
39122	10/8/2018	Americom Communications	repair	$35.00
39123	10/8/2018	A.P.L. Associates	travel	$14,921.18
39124	10/8/2018	Apple Computer, Inc.	computer	$3,130.00
39125	10/8/2018	Awards & Engraving	signs	$20.00
39126	10/8/2018	BOMGAARS	supplies	$370.95
39127	10/8/2018	BrainPop, LLC	online subscription	$2,395.00
39128	10/8/2018	Brown & Saenger	supplies	$180.64
39129	10/8/2018	Candlewood Suites Kearney	Sixpence hotel rooms	$479.80
39130	10/8/2018	Caseys General Stores, Inc	fuel	$153.16
39131	10/8/2018	Cenex Fleetcard	fuel	$865.57
39132	10/8/2018	CenturyLink	phone	$1,800.16
39133	10/8/2018	Central Nebraska Rehab Services	OT/PT services	$14,046.34
39134	10/8/2018	CenterPoint Energy Services Retail LLC	natural gas	$743.26
39135	10/8/2018	CHI Health	Bus physicals	$378.00
39136	10/8/2018	Lisa Clausen	accompanist	$500.00
39137	10/8/2018	Columbus Public Schools	non public SPED services	$2,501.00
39138	10/8/2018	Community Internet Systems	internet	$69.95
39139	10/8/2018	Computer Hardware, Inc.	tech repair	$235.00
39140	10/8/2018	Culligan Water Conditioning	soft water plan	$80.10
39141	10/8/2018	Dennis Supply Comp-Sioux City	repair supplies	$1,616.04
39142	10/8/2018	Department Of Utilities	utilities	$36,197.11
39143	10/8/2018	Discovery Education, Inc.	DLC training	$13,150.00
39144	10/8/2018	Eagle Communications	internet	$1,418.00
39145	10/8/2018	Eakes Office Products Center	copies	$10,170.47
39146	10/8/2018	Electrical Engineering & Equipment Co	supplies	$1,284.68
39147	10/8/2018	Educational Service Unit #7	calibrate audiometers	$7,316.00
39148	10/8/2018	ESU 7 Distance learning	Oct-Dec 2018 network charges	$672.24
39149	10/8/2018	Educational Service Unit 7	supplies	$1,213.76
39150	10/8/2018	ESU #7 Special Education	SPED services	$45,310.10
39151	10/8/2018	Fremont Winnelson Co	supplies	$146.08
39152	10/8/2018	Craig Frerichs	Ind. Tech consultation	$4,200.00
39153	10/8/2018	Frontier	phone	$6.42
39154	10/8/2018	The Prophet Corp	MS PE supplies	$3,022.63
39155	10/8/2018	Harris School Solutions	AE Server Migration	$700.00
39156	10/8/2018	Hometown Leasing	copier lease	$2,272.48
39157	10/8/2018	J & B Auto Parts	supplies	$61.50
39158	10/8/2018	Jackson Services Inc	linens	$959.85
39159	10/8/2018	Johnstone Supply	repairs	$1,014.85
39160	10/8/2018	John's Tire Sales & Services	tires	$180.00
39161	10/8/2018	JourneyEd.com, Inc.	tech supplies	$1,835.76
39162	10/8/2018	J W Pepper & Sons Inc.	music	$380.30
39163	10/8/2018	Karel And Seckman	legal services	$58.50
39164	10/8/2018	Brian K. Kracl	sharpen chains	$9.00
39165	10/8/2018	La Quinta Inns & Suites Kearney	conference hotels	$375.80

39166	10/8/2018	Lincoln Journal Star	advertising	$308.04
39167	10/8/2018	Matheson - Linweld	Ag welders/supplies	$8,943.37
39168	10/8/2018	Mead Lumber	supplies	$183.77
39169	10/8/2018	Midwest Glass Service, Inc.	MS glass repair	$400.00
39170	10/8/2018	Mueller Sprinklers	soccer field repairs	$396.70
39171	10/8/2018	Nebr Assoc Of School Boards	State convention	$1,152.00
39172	10/8/2018	Nebraska Council of School Administrators	memberships	$3,330.00
39173	10/8/2018	Odysseyware	renewal	$17,500.00
39174	10/8/2018	One Source	background checks	$205.00
39175	10/8/2018	Omaha Public Power District	electricity	$189.26
39176	10/8/2018	Parkview One Stop LLC	fuel	$619.21
39177	10/8/2018	Perry, Guthery, Hasse & Gessford, P.C., L.L.O	legal services	$1,299.00
39178	10/8/2018	Presto-X	pest control	$301.00
39179	10/8/2018	Qc Supply, Llc	supplies	$96.01
39180	10/8/2018	Reinecke Motor Co.	van/car maintenance	$1,587.06
39181	10/8/2018	Saint Benedict Center	study sync training	$203.40
39182	10/8/2018	School Check IN	renewal	$1,000.00
39183	10/8/2018	Scholastic Inc	scholastics	$82.39
39184	10/8/2018	School Specialty, Inc	credit	$2,223.45
39185	10/8/2018	Schuyler Coop Association	fuel	$2,569.33
39186	10/8/2018	Schuyler Golf Club	sub training meals	$211.00
39187	10/8/2018	Schuyler Home & Building Supply	supplies	$720.92
39188	10/8/2018	Sunbelt Rentals Inc	rental	$271.38
39189	10/8/2018	The Thompson Co	PreK snacks	$258.79
39190	10/8/2018	Truck Center Companies	Bus repair	$647.42
39191	10/8/2018	UNL Extension - Colfax County	4-H School enrichment	$105.00
39192	10/8/2018	University of Nebraska	para training	$840.00
39193	10/8/2018	Verizon Wireless	cell phones	$809.18
39194	10/8/2018	Visa	ASP supplies	$280.56
39195	10/8/2018	VISA	supplies	$1,604.85
39196	10/8/2018	Visa	MS Science registration	$300.00
39197	10/8/2018	VISA	Sixpence travel	$152.12
39198	10/8/2018	Visa	supplies	$478.27
39199	10/8/2018	WageWorks	fees	$220.00
39200	10/8/2018	Waste Connections of NE, Inc.	sanitation services	$905.00
39201	10/8/2018	William V. Macgill & Co	supplies	$149.00
2019-011	10/5/2018	Heather Bebout	mileage	$89.93
2019-012	10/5/2018	Lexi Bruha	mileage	$193.48
2019-013	10/5/2018	Troy Ehmke	mileage	$76.30
2019-014	10/5/2018	Monserrat Martinez	van permit	$7.50
2019-015	10/5/2018	Vanesa Munoz	mileage	$16.35
2019-016	10/5/2018	Carol Reha	mileage	$33.79
2019-017	10/5/2018	Vanessa Stanek	mileage	$113.90
TOTAL GENERAL FUND DISBURSEMENTS				**$374,811.00**
2204	10/8/2018	BOMGAARS	Ind Tech equipment	$1,682.65
2205	10/8/2018	Grizzly Industrial, Inc.	Ind.Tech equipment	$13,044.73
TOTAL DEPRECIATION FUND DISBURSEMENTS				**$14,727.38**
1324	10/8/2018	Electrical Engineering & Equipment Co	elec supplies Welding booth	$511.72
TOTAL SPECIAL BUILDING FUND DISBURSEMENTS				**$511.72**

3136	10/8/2018	CenturyLink	phone	$236.75
3137	10/8/2018	Homestead Bank	rent	$250.00
TOTAL COOPERATIVE FUND DISBURSEMENTS				**$486.75**

400	10/8/2018	The Rose Theater	2nd gr field trip	$403.75
401	10/8/2018	University of NE State Museum	4th gr field trip	$823.00
402	10/8/2018	VISA	Ruffhouse 2nd field trip	$684.00
TOTAL STUDENT FEES FUND DISBURSEMENTS				**$1,910.75**

SCHUYLER COMMUNITY SCHOOLS
MONTHLY DISBURSEMENT REPORT OVER $5000
For the month of October 2018

Check #	Date	Vendor	Description	Amount
39119	10/8/2018	Agri-City Insurance Agency LLC	insurance	$143,887.00
39150	10/8/2018	ESU #7 Special Education	SPED services	$45,310.10
39142	10/8/2018	Department Of Utilities	utilities	$36,197.11
39173	10/8/2018	Odysseyware	renewal	$17,500.00
39123	10/8/2018	A.P.L. Associates	travel	$14,921.18
39133	10/8/2018	Central Nebraska Rehab Services	OT/PT services	$14,046.34
39143	10/8/2018	Discovery Education, Inc.	DLC training	$13,150.00
39145	10/8/2018	Eakes Office Products Center	copies	$10,170.47
39167	10/8/2018	Matheson - Linweld	Ag welders/supplies	$8,943.37
39147	10/8/2018	Educational Service Unit #7	calibrate audiometers	$7,316.00
TOTAL GENERAL FUND DISBURSEMENTS				**$311,441.57**
2205	10/8/2018	Grizzly Industrial, Inc.	Ind.Tech equipment	$13,044.73
TOTAL DEPRECIATION FUND DISBURSEMENTS				**$13,044.73**

Current Cash Balance

Sorted by Site ID, Group ID, Activity ID.
From 09/01/2018 to 09/30/2018.

Site ID / Group ID	Activity ID	Activity Name	Beginning Cash	Receipts	Disbursements	Adjustments	Cash Balance
SCHUYL		**Schuyler Community Schools**					
A		ACADEMIC					
	1100	CONSORTIUM PAYROLL	232.84	0.00	0.00	0.00	232.84
	1500	ARC EQUIP SPEC.ED.	441.89	0.00	0.00	0.00	441.89
		A Totals:	674.73	0.00	0.00	0.00	674.73
B		ATHLETIC					
	2100	BASKETBALL B	-3,054.03	0.00	0.00	0.00	-3,054.03
	2150	BASKETBALL G	-2,791.42	0.00	0.00	0.00	-2,791.42
	2200	CROSS COUNTRY B & G	-47.50	0.00	846.00	0.00	-893.50
	2250	CROSS COUNTRY	0.00	0.00	0.00	0.00	0.00
	2300	FOOTBALL	-19,349.90	0.00	2,365.30	0.00	-21,715.20
	2350	GOLF B	-280.35	0.00	0.00	0.00	-280.35
	2375	GOLF G	-285.00	0.00	375.00	0.00	-660.00
	2400	SOFTBALL	-2,790.75	0.00	405.00	0.00	-3,195.75
	2450	SOCCER B	-592.74	0.00	0.00	0.00	-592.74
	2500	SOCCER G	325.66	0.00	0.00	0.00	325.66
	2600	TRACK	-393.68	0.00	0.00	0.00	-393.68
	2700	VOLLEYBALL	-1,606.02	0.00	795.00	0.00	-2,401.02
	2750	WRESTLING	-2,921.07	0.00	500.00	0.00	-3,421.07
	2755	WEIGHT ROOM EQUIPMENT	1,888.69	0.00	0.00	0.00	1,888.69
	2800	SMS ATHLETICS	-6,383.34	1,433.15	2,472.43	0.00	-7,422.62
	2850	LAUNDRY	0.00	0.00	0.00	0.00	0.00
	2900	GENERAL	17,384.22	5,243.91	797.38	0.00	21,830.75
	2950	MEDICAL	1,100.00	0.00	0.00	0.00	1,100.00
	2970	BOOSTER CLUB DONATION	-59.65	0.00	168.95	0.00	-228.60
	2975	DONATIONS	2,969.79	994.75	0.00	0.00	3,964.54
		B Totals:	-16,887.09	7,671.81	8,725.06	0.00	-17,940.34
C		DISTRICT					
	3100	ADULT EDUCATION	2,595.68	0.00	0.00	0.00	2,595.68
	3110	COLLEGE CREDIT	-3,324.37	0.00	28,141.60	0.00	-31,465.97
	3200	GENERAL	34,792.50	28.31	1,738.01	0.00	33,082.80
	3250	FIELD HOUSE	15,490.23	456.70	0.00	0.00	15,946.93
	3300	FINES	1,259.10	0.00	0.00	0.00	1,259.10
	3400	HIGH SCHOOL--- BOOK FINES	4,055.16	0.00	0.00	0.00	4,055.16
		C Totals:	54,868.30	485.01	29,879.61	0.00	25,473.70
D		DEPARTMENTS					
	3450	SCHS LIBRARY FINES	600.11	6.61	0.00	0.00	606.72
	4000	BAND	3,290.02	0.00	0.00	0.00	3,290.02
	4025	Musical	4,449.84	0.00	0.00	0.00	4,449.84
	4050	VOCAL	221.87	0.00	0.00	0.00	221.87
	4750	KOEHN TRUST (BAND DONATION)	21,425.95	0.00	1,728.15	0.00	19,697.80
		D Totals:	29,987.79	6.61	1,728.15	0.00	28,266.25

Current Cash Balance

Sorted by Site ID, Group ID, Activity ID.
From 09/01/2018 to 09/30/2018.

Site ID / Group ID	Site Name / Group Name / Activity ID	Activity Name	Beginning Cash	Receipts	Disbursements	Adjustments	Cash Balance
E	UNIFORMS & EQUIPMENT						
	4500	BAND (UNIFORM DEP)	828.18	0.00	0.00	0.00	828.18
	4650	FLAG CORPS	9.62	0.00	0.00	0.00	9.62
	4700	INSTRUMENT RENTAL	0.00	0.00	0.00	0.00	0.00
	4770	AMBASSADORS	1,839.30	0.00	0.00	0.00	1,839.30
		E Totals:	2,677.10	0.00	0.00	0.00	2,677.10

Current Cash Balance

Sorted by Site ID, Group ID, Activity ID.
From 09/01/2018 to 09/30/2018.

Site ID Site Name
Group ID Group Name

	Activity ID	Activity Name	Beginning Cash	Receipts	Disbursements	Adjustments	Cash Balance
F	CLUBS ORGANIZATIONS						
	5000	ART	717.83	0.00	0.00	0.00	717.83
	5005	ATHS	573.39	0.00	0.00	0.00	573.39
	5050	CHEERLEADERS	2,669.51	2,414.40	1,186.66	0.00	3,897.25
	5100	DRAMATICS, SPEECH	-2,748.85	0.00	0.00	0.00	-2,748.85
	5105	One Act	2,010.31	0.00	339.84	0.00	1,670.47
	5150	DANCE TEAM	935.79	0.00	157.60	0.00	778.19
	5175	EMERGENCY RESPNSE TEAM	1,594.77	0.00	0.00	0.00	1,594.77
	5200	FFA	7,723.66	100.80	0.00	0.00	7,824.46
	5250	FCCLA	2,608.30	0.00	240.00	0.00	2,368.30
	5300	CULTURAL UNITY	1,076.00	505.98	0.00	0.00	1,581.98
	5350	NATIONAL HONOR SOCIETY	1,747.23	1,003.50	353.00	0.00	2,397.73
	5400	S-CLUB	119.55	0.00	0.00	0.00	119.55
	5405	SPIRIT CLUB	157.93	0.00	0.00	0.00	157.93
	5425	WARRIORS STAND FOR THE SILENT	183.52	0.00	0.00	0.00	183.52
	5500	SCIENCE & mATH cLUB	5,203.58	0.00	0.00	0.00	5,203.58
	5510	SCIENCE TRIP	31.26	0.00	0.00	0.00	31.26
	5515	MONSANTO SCIENCE	0.00	0.00	0.00	0.00	0.00
	5525	SCIENCE FAIR	699.97	0.00	0.00	0.00	699.97
	5550	STUDENT COUNCIL	5,987.95	205.01	1,412.97	0.00	4,779.99
	5575	504 R ACTIVITY FUND	319.22	0.00	0.00	0.00	319.22
	5600	RICHLAND ACTIVITY FUND	872.61	42.85	188.72	0.00	726.74
	5610	FISHER 24 ACTIVITY FUND	2,941.05	42.86	0.00	0.00	2,983.91
	5620	SCHUYLER ELEMENTARY SCHOOL	326.52	0.00	0.00	0.00	326.52
	5621	SES FELICIATIONS	0.00	0.00	0.00	0.00	0.00
	5622	SES FIELD DAY	7,640.57	0.00	0.00	0.00	7,640.57
	5623	SES Vocal Music Club	861.15	0.00	0.00	0.00	861.15
	5624	SES LIBRARY	1,585.72	0.00	442.92	0.00	1,142.80
	5625	SES FIRST GRADE	684.06	929.25	0.00	0.00	1,613.31
	5626	SECOND GRADE	712.54	0.00	0.00	0.00	712.54
	5627	THIRD GRADE	472.01	401.00	0.00	0.00	873.01
	5628	FOURTH GRADE	905.16	360.00	0.00	0.00	1,265.16
	5629	FIFTH GRADE	1,375.73	260.00	263.36	0.00	1,372.37
	5630	kINDERGARTEN	577.44	0.00	0.00	0.00	577.44
	5631	SES POP FUND	998.30	0.00	277.49	0.00	720.81
	5632	SES Band CLUB	301.00	0.00	0.00	0.00	301.00
	5650	BRAINSTORMING	0.00	0.00	0.00	0.00	0.00
	5675	TEEN MOM'S	133.86	0.00	0.00	0.00	133.86
	5700	A.S.K.	263.89	0.00	0.00	0.00	263.89
	5725	STUDENT COUNCIL MAKE A WISH	475.00	0.00	0.00	0.00	475.00
	5750	FELLOWSHIP CHRISTIANS FOR ATHLETICS	84.43	0.00	0.00	0.00	84.43
	5775	INDUSTRIAL TECH ACCOUNT	0.00	0.00	0.00	0.00	0.00
	5800	SHEEL CREEK WATER TESTING	0.00	0.00	0.00	0.00	0.00
	5825	PRESCHOOL	492.64	0.00	0.00	0.00	492.64
	5900	SMS GENERAL ACTIVITY	2,025.23	51.50	0.00	0.00	2,076.73

Current Cash Balance

Sorted by Site ID, Group ID, Activity ID.
From 09/01/2018 to 09/30/2018.

Site ID Site Name
Group ID Group Name

Activity ID	Activity Name	Beginning Cash	Receipts	Disbursements	Adjustments	Cash Balance
5901	SMS STUDENT COUNCIL	5,883.40	1,408.67	861.81	0.00	6,430.26
5902	SMS LIBRARY	2,502.65	0.00	0.00	0.00	2,502.65
5903	SMS RESOURCE ROOM	4,723.95	0.00	0.00	0.00	4,723.95
5904	SMS BAND CLUB	978.47	380.00	717.50	0.00	640.97
5905	SMS TEACHER POP 7702463	-242.60	296.05	0.00	0.00	53.45
5906	SMS FELICITATIONS	0.00	0.00	0.00	0.00	0.00
5907	SMS ENTREPRENEURSHIP	0.00	0.00	0.00	0.00	0.00
5909	SMS VOCAL MUSIC	0.80	0.00	0.00	0.00	0.80
5910	SMS VOLLEYBALL CLUB	10.48	569.00	0.00	0.00	579.48
5911	SMS YEARBOOK	2,433.85	0.00	655.20	0.00	1,778.65
5915	SMS WRESTLING CLUB	85.80	0.00	0.00	0.00	85.80
5920	SMS FOOTBALL CLUB	67.80	0.00	0.00	0.00	67.80
5925	SMS BOYS BASKETBALL CLUB	475.53	0.00	0.00	0.00	475.53
5930	YOUTH FOOTBALL	2,259.57	2,351.00	36.50	0.00	4,574.07
	F Totals:	74,519.53	11,321.87	7,133.57	0.00	78,707.83

G CONCESSION/VENDING

Activity ID	Activity Name	Beginning Cash	Receipts	Disbursements	Adjustments	Cash Balance
6000	CONCESSION	3,809.84	462.54	2,985.95	0.00	1,286.43
6010	Imp. Fund-10%	4,180.52	62.31	2,037.81	0.00	2,205.02
6100	SCHS PEPSI 7701503	3,766.55	1,185.61	0.00	0.00	4,952.16
6125	SCHS LUNCH PEPSI	0.00	0.00	243.74	0.00	-243.74
6150	SCS FIELD HOUSE POP	1,423.50	0.00	0.00	0.00	1,423.50
6200	STUDENT POP	3,922.37	3.33	0.00	0.00	3,925.70
6300	TEACHER POP	3,918.78	93.15	0.00	0.00	4,011.93
6400	S-CLUB JUICE	-7.01	3.33	0.00	0.00	-3.68
6500	MAINTENANCE	7,401.30	9.99	0.00	0.00	7,411.29
6600	MILK MACHINE - FCCLA	171.53	0.00	0.00	0.00	171.53
	G Totals:	28,587.38	1,820.26	5,267.50	0.00	25,140.14

Current Cash Balance

Sorted by Site ID, Group ID, Activity ID.
From 09/01/2018 to 09/30/2018.

Site ID / Group ID	Activity ID	Activity Name	Beginning Cash	Receipts	Disbursements	Adjustments	Cash Balance
H	SALES						
	7000	HORTICULTURE	9,832.63	316.00	740.50	0.00	9,408.13
	7010	HOUSE CONSTRUCTION	3,454.51	0.00	501.49	0.00	2,953.02
	7020	HOUSE RENTAL	16,848.52	0.00	0.00	0.00	16,848.52
	7050	INTRO TO CONSTRUCTION	0.00	0.00	0.00	0.00	0.00
	7150	BBB CLUB ACCOUNT	268.95	0.00	0.00	0.00	268.95
	7200	GBB CLUB ACCOUNT	-122.56	9.90	50.00	0.00	-162.66
	7215	BOYS GOLF CLUB ACCT.	1,545.74	167.77	0.00	0.00	1,713.51
	7225	GIRLS GOLF CLUB ACCOUNT	571.98	0.00	237.96	0.00	334.02
	7250	WRESTLING CLUB ACCOUNT	6,139.95	0.00	712.50	0.00	5,427.45
	7275	WRESTLING AIDS	477.71	0.00	0.00	0.00	477.71
	7300	BSOC CLUB ACCOUNT	1,010.61	0.00	0.00	0.00	1,010.61
	7325	GSOC CLUB ACCOUNT	3,617.16	0.00	330.00	0.00	3,287.16
	7350	G/B CROSS COUNTRY CLUB	1,247.42	438.00	0.00	0.00	1,685.42
	7400	FOOTBALL CLUB ACCOUNT	8,330.61	0.00	1,009.20	0.00	7,321.41
	7450	VOLLEYBALL CLUB ACCT.	14,020.15	49.00	5,519.05	0.00	8,550.10
	7500	SB CLUB ACCOUNT	713.53	5,034.00	4,318.39	0.00	1,429.14
	7550	STUDENT PURCHASES	199.47	44.12	0.00	0.00	243.59
	7600	TR. CLUB ACCT	1,495.23	0.00	0.00	0.00	1,495.23
		H Totals:	69,651.61	6,058.79	13,419.09	0.00	62,291.31
I	CLASSES						
	8250	ALUMNI ACCOUNT	1,386.24	0.00	0.00	0.00	1,386.24
	8255	CLASSES OF 2013	719.22	0.00	0.00	0.00	719.22
	8260	CLASS 2014	382.63	0.00	0.00	0.00	382.63
	8265	CLASS OF 2015	219.65	0.00	0.00	0.00	219.65
	8270	CLASS OF 2016	274.99	0.00	0.00	0.00	274.99
	8275	CLASS OF 2017	1,306.71	0.00	0.00	0.00	1,306.71
	8280	CLASS 2018	96.87	0.00	0.00	0.00	96.87
	8285	CLASS OF 2019	928.25	0.00	0.00	0.00	928.25
	8290	CLASS OF 2020	1,295.00	0.00	0.00	0.00	1,295.00
	8295	CLASS OF 2021	764.67	0.00	0.00	0.00	764.67
		I Totals:	7,374.23	0.00	0.00	0.00	7,374.23
J	YEARBOOK						
	8560	YEARBOOK	387.15	1,944.40	0.00	0.00	2,331.55
		J Totals:	387.15	1,944.40	0.00	0.00	2,331.55

Current Cash Balance

Sorted by Site ID, Group ID, Activity ID.
From 09/01/2018 to 09/30/2018.

Site ID / Group ID	Site Name / Group Name / Activity ID	Activity Name	Beginning Cash	Receipts	Disbursements	Adjustments	Cash Balance
K	MISCELLANEOUS						
	9000	STUDENT COUNCIL SCHOOL IMPROVMENT FUND	1,304.25	0.00	0.00	0.00	1,304.25
	9025	SAVE THE CHILDREN	300.00	0.00	0.00	0.00	300.00
	9030	AFTERSCHOOL PROGRAM	57,726.29	0.00	0.00	0.00	57,726.29
	9035	SIXPENSE	185.04	0.00	0.00	0.00	185.04
	9040	SES BACK PACK PROGRAM	1,500.00	0.00	0.00	0.00	1,500.00
	9050	SCHS FELICITATIONS	0.00	0.00	0.00	0.00	0.00
	9075	KEY DEPOSITS & RENTAL FEES	3,887.25	150.00	0.00	0.00	4,037.25
	9100	BLOOD MOBILE	-123.78	0.00	0.00	0.00	-123.78
	9105	WELLNESS WARRIORS	2,104.77	0.00	0.00	0.00	2,104.77
	9115	LUNCH CARD	1,734.05	0.00	0.00	0.00	1,734.05
	9125	TMH	121.20	0.00	0.00	0.00	121.20
	9150	PRINCIPAL	1,111.30	33.30	0.00	0.00	1,144.60
	9175	Technology Fee	36,299.98	50.00	0.00	0.00	36,349.98
		K Totals:	106,150.35	233.30	0.00	0.00	106,383.65
L	SCHOLARSHIPS/MEMORIALS						
	9200	TOUR	176.57	0.00	0.00	0.00	176.57
	9500	COLLEGE ACCESS GRANT	0.00	750.00	0.00	0.00	750.00
		L Totals:	176.57	750.00	0.00	0.00	926.57
		SCHUYL Totals:	358,167.65	30,292.05	66,152.98	0.00	322,306.72
		Report Totals:	358,167.65	30,292.05	66,152.98	0.00	322,306.72

SCHUYLER COMMUNITY SCHOOLS
Treasurer's Report
Fiscal Year 2019

GENERAL FUND	Sep-18	YTD 2018-19
Beginning Cash Balance	**2,562,440.43**	**2,562,440.43**
Receipts:		
Colfax county Local District Tax	3,586,762.93	3,586,762.93
Butler county Local District Tax	283,081.92	283,081.92
Interest	1,491.83	1,491.83
License Fees	300.00	300.00
Rent of Facility		0.00
Curriculum Receipts		0.00
Other Local Receipts		0.00
ESU Receipts		0.00
State Aid	327,782.00	327,782.00
Special Education		0.00
SPED Transportation		0.00
State Apportionment		0.00
Distant Ed Incentive		0.00
Six Pence		0.00
Other State Receipts		0.00
High Ability Learner		0.00
Title 1 Part A	4,008.00	4,008.00
Title I part B		0.00
Title I, SIG		0.00
Title II, Part A - Staff		0.00
SPED IDEA Base		0.00
SPED Preschool		0.00
SPED IDEA, Part B Enroll		0.00
SPED Ed IDEA CEIS		0.00
SPED non public		0.00
Medicaid in the Public Schools - MIPS		0.00
NASB MEDICAID Reimbursements		0.00
Carl Perkins Fund		0.00
E-Rate Reimbursement		0.00
Migrant		0.00
Title III		0.00
Title III Immigrant		0.00
21st Century Grant		0.00
EducationQuest Grant		0.00
Buffett Foundation		0.00
Scott Foundation Grant - Child Well Being		0.00
Insurance Adjustments		0.00
Sale of Property		0.00
Other Non Revenue		0.00
Transfers in		0.00
Total Receipts	**4,203,426.68**	**4,203,426.68**
Non-program Receipts		
Non-program Receipts		0.00
Lunch & Coop Fund Reimbursements	25,939.93	25,939.93
Subtotal	**25,939.93**	**25,939.93**
Transfers from CD		
Transfers IN/OUT Money Market Accounts	1,500,000.00	1,500,000.00
Total Receipts & Transfers	**5,729,366.61**	**5,729,366.61**
General Fund Cash	**8,291,807.04**	**8,291,807.04**
General Fund Disbursements	-1,707,954.91	-1,707,954.91

Transfers In/Out Money Market Accounts	-1,500,000.00	-1,500,000.00
Prior Period Adjustment (Voided Checks)		0.00
Total Disbursements	**-3,207,954.91**	**-3,207,954.91**
Ending Book Balance	**5,083,852.13**	**5,083,852.13**
INVESTMENT ACCOUNTS BALANCES:		
GENERAL FUND CD's (BALANCE CARRIED FC	**76,519.35**	**76,519.35**
CD Cashed out		**0.00**
Interest on CD		**0.00**
Total CD BALANCE	**76,519.35**	**76,519.35**
TOTAL GENERAL FUND CASH BALANCE	**5,160,371.48**	**5,160,371.48**
SPECIAL BUILDING FUND		
Beginning Cash Balance	**67,862.54**	**67,862.54**
Colfax County Tax Collection	100,476.48	100,476.48
Butler County Tax Collection	8,007.44	8,007.44
School Project Support Donations		0.00
Sale of Property		0.00
Interest	16.12	16.12
REC building Project		0.00
Sale of Property		0.00
Non-revenue receipts		0.00
Total before non-program receipts	**108,500.04**	**108,500.04**
Non-program Receipts/transfers		0.00
Total Monthly Receipts	**108,500.04**	**108,500.04**
Cashed CD's	**0.00**	0.00
Total Building Fund Cash	**176,362.58**	**176,362.58**
Disbursements & Transfers:		
Total Expenditures	-35674.42	-35674.42
Non-program Expenditures		0.00
Total Disbursements	**-35674.42**	**-35674.42**
Ending Balance	**140,688.16**	**140,688.16**
Special Building Fund Investment Accounts		
CD's Beginning Balance (58367, 800012316, 800012316)		**0.00**
CD's Purchased		0.00
CD's Purchased with Bond Dollars		0.00
Interest on CD		
Total Special Building Fund Investments		**0.00**
Total Special Building Fund	**140,688.16**	**140,688.16**
BOND FUND ACCOUNT		
Beginning Balance Pinnacle Bank	**606,597.96**	**606,597.96**
New Bond K-3 2007 tax collections	136,951.71	136,951.71
Interest	50.97	50.97
		0.00
Total	**137,002.68**	**137,002.68**
Bond Payment		0.00
Expenditures		**0.00**
Balance 2007 bonds	**743,600.64**	**743,600.64**
Beginning Balance - County Treasurer		**0.00**
Old Bond - WW 1993 - Held by Colfax Co Treasurer		0.00
Transfers		0.00

Total Old Bond Balance		**0.00**
Beatrice Bank Holding funds		**0.00**
Total Bond Fund Balance	**743,600.64**	**743,600.64**
DEPRECIATION FUND SAVINGS		
Beginning Balance Checking accounts	**214,036.85**	**214,036.85**
Receipts		0.00
Interest on Money Market Account	80.40	80.40
Total	**214,117.25**	**214,117.25**
Disbursements	-5,365.59	-5,365.59
Transfers		
Ending Balance Cash account/Money Market Ac	**208,751.66**	**208,751.66**
DEPRECIATION FUND INVESTMENTS:		
Beginning Balance (800011254, 800012522, 583	**85,920.13**	**85,920.13**
CD's		**0.00**
Interest		**0.00**
Ending Balance Investments	**85,920.13**	**85,920.13**
Total Depreciation Funds	**294,671.79**	**294,671.79**
QUALIFIED CAPITAL PURPOSE BONDS		
Beginning balance	**3,239,501.34**	**3,239,501.34**
PINNACLE BANK (initial deposit+interest)		
Colfax County Tax Collections	126,986.92	126,986.92
Butler County Tax Collections	10,121.76	10,121.76
Interest & Transfers	2,150.07	2,150.07
US Treasury Receipts		0.00
Total Monthly Receipts	**139,258.75**	139,258.75
Transfers		0.00
Payments/Transfer of interest	**0.00**	0.00
Disbursements		
Fund Balance	**3,378,760.09**	**3,378,760.09**
EMPLOYEE BENEFITS FUND		
Beginning Balance	**44,091.68**	**44,091.68**
Deposits	26,193.85	26,193.85
Total Revenue	**70,285.53**	**70,285.53**
Disbursements & Transfers:	-14,700.88	-14,700.88
Ending Balance	**55,584.65**	**55,584.65**
EMPLOYEE BENEFITS FUND INVESTMENTS:		
Beginning Balance (800010018; 55375)	**13,367.86**	**13,367.86**
SCS CD's		0.00
Ending Balance	**13,367.86**	**13,367.86**
Total Employee Benefits Funds Investments	13,367.86	13,367.86
Total Employee Benefits Funds	**68,952.51**	**68,952.51**
SCS STUDENT FEES		
Beginning Balance	**59,806.61**	**59,806.61**
Receipts	6,539.10	6,539.10
Total	**66,345.71**	**66,345.71**
Disbursements	-308.56	-308.56

Ending Balance	**66,037.15**	**66,037.15**
SCS ACTIVITY FUND		
Beginning Balance	**358,167.65**	**358,167.65**
Receipts	30,292.05	30,292.05
Total	**388,459.70**	**388,459.70**
Disbursements	-66,152.98	-66,152.98
Ending Balance	**322,306.72**	**322,306.72**
Lunch Fund		
Beginning Balance Checking accounts	**153,684.64**	**153,684.64**
Receipts	94,976.56	94,976.56
Interest	29.96	29.96
non-program receipts		0.00
Total Cash	**248,691.16**	**248,691.16**
Disbursements	-100,472.40	-100,472.40
non-program expenses		0.00
Total Expenditures	-100,472.40	-100,472.40
Total Lunch Funds	**148,218.76**	**148,218.76**
SCS COOPERATIVE FUND		
Beginning Balance	**7,219.60**	**7,219.60**
Receipts	0.00	0.00
Total	**7,219.60**	**7,219.60**
Disbursements	-3,864.66	-3,864.66
Ending Balance	**3,354.94**	**3,354.94**

Submitted By:

Charles P. Misek, Treasurer

SCHUYLER COMMUNITY SCHOOLS

Revenue Summary Report

FY 2019

For the Month of SEPTEMBER 2018

Account	BUDGET 2018-19	Sep-18	2018-19 YTD TOTALS	Percent Collected
Tax Collections	13,958,334.00	3,869,844.85	3,869,844.85	27.72%
Tuition Rec'd Other Districts	-		-	0.00%
Interest earned on Local Receipts	1,000.00	1,491.83	1,491.83	149.18%
CD Interest	17,500.00		-	0.00%
License Fee	3,500.00	300.00	-	-
Community Service Activities	3,000.00		-	-
Grants from Corp & other private			-	-
Other Local Receipts	19,118.00		-	0.00%
ESU Receipts	2,000.00		-	0.00%
State Aid	3,277,820.00	327,782.00	327,782.00	10.00%
Sp Ed Programs	558,000.00		-	0.00%
Sp Ed Transportation	4,000.00		-	0.00%
State Apportionment	261,975.00		-	0.00%
Other State/Distance Learning Education			-	
High Ability Learner	6,500.00		-	0.00%
Six Pence	135,000.00		-	0.00%
Other State	5,000.00		-	0.00%
Title I, Part A	200,000.00	4,008.00	4,008.00	0.00%
Title I, part B	400,000.00		-	0.00%
Title I - School Improvement Grant	886,985.00		-	0.00%
Title IIA	40,000.00		-	0.00%
Title IIA, ESU7 Consortium	-		-	0.00%
IDEA, to age 5	82,576.00		-	0.00%
Sp Ed - Base	250,000.00		-	0.00%
Sp Ed-Part B Funds Enrollment	47,595.00		-	0.00%
Sp Ed - CEIS	45,000.00		-	0.00%
Sp Ed - Non public			-	0.00%
Medicaid in Public schools	10,000.00		-	0.00%
NASB NEBMAC MEDICAID	40,000.00		-	0.00%
Carl Perkins	5,000.00		-	0.00%
E-Rate Reimbursement	57,000.00		-	0.00%
Migrant	-		-	
Title III	80,000.00		-	0.00%
Title III Immigrant	5,000.00		-	0.00%
21st Century Grant	272,109.00		-	0.00%
Save the Children Buffett Foundation			-	
Education Quest	-		-	0.00%
Scott Grant - Child Well Being			-	
Debt Services			-	0.00%
Insurance Adjustments	-		-	0.00%
Sale of Property	-		-	0.00%
Other Non Revenue Receipts			-	0.00%
Total Program Receipts	**20,674,012.00**	**4,203,426.68**	**4,203,126.68**	20.33%
Non Program Receipts				
Non Program Receipts	-			
Lunch, Coop Payroll or Reimb	-	25,939.93		
	-			
Total Receipts	**20,674,012.00**	**4,229,366.61**	**4,203,126.68**	
Total Budgeted Beginning Cash	2,839,507.00			

Total Resources Available	**23,513,519.00**			
Audit adjustments				
OTHER FUND RECEIPTS				
Depreciation Fund Receipts	384,272.00	80.40		
Employee Benefits Fund Receipts	88,100.46	26,193.85		0.00%
Qualified Capital Purpose Fund	706,000.00	139,258.75		0.00%
Activities Fund Receipts	141,832.35	30,292.05		0.00%
Lunch Fund Receipts	1,006,315.36	95,006.52		0.00%
Bond Fund	50,000.00	137,002.68		0.00%
Special Bldg Fund	50,000.00	108,500.04		0.00%
Cooperative Fund	75,000.00	-		0.00%
Student Fee Receipts	36,000.00	6,539.10		0.00%
TOTAL OTHER FUND RECEIPTS	**2,537,520.17**	**542,873.39**	-	
Beginning Balances	4,850,256.94			
TOTAL SCS FUND RECEIPTS	***30,901,296.11***	**4,772,240.00**	**4,203,126.68**	
Transfer				
General Fund	-	1,500,000.00	1,500,000.00	
Depreciation Fund			-	
Employee Benefits			-	
Qualified Capital Purpose Fund			-	
Activity Fund			-	
Lunch Fund			-	
Bond Fund			-	
Special Building Fund			-	
Cooperative Fund				
Student Fees Fund			-	
TOTAL TRANSFERS		**1,500,000.00**	**1,500,000.00**	
TOTAL SCS RECEIPTS WITH TRANSFERS		**6,272,240.00**	**5,703,126.68**	

SCHUYLER COMMUNITY SCHOOLS
EXPENDITURE SUMMARY
FISCAL YEAR 2019
Monthly Expenditures

	Account	2018-19 Budget	Sep-18	YTD 2018-19	Percent 2018-19
1100's	Regular Instructional Programs	11,992,000.00	922,679.07	922,679.07	7.69%
1200's	Special Education Instructional Programs	1,048,005.00	152,681.62	152,681.62	14.57%
1300's	Summer School	42,000.00	346.63	346.63	0.83%
2100's	Support Services-Pupils	950,000.00	55,645.97	55,645.97	5.86%
2140's-218	OT/PT/Speech/Vision	50,000.00	7,002.36	7,002.36	14.00%
2200's	Support Services-Staff	652,415.00	78,321.27	78,321.27	12.00%
2300's	General Administration	500,000.00	30,030.10	30,030.10	10.88%
2400's	Office Of The Principal	850,000.00	92,487.53	92,487.53	22.96%
2510	Support Services-Business	150,800.00	34,627.66	34,627.66	22.96%
2520	Furniture and Equipment	36,400.00	6,308.40	6,308.40	17.33%
2600	Support Services-Maintenance & Operation	1,638,256.00	165,849.36	165,849.36	10.12%
2700	Support Services-Pupil Transportation	75,320.00	11,222.76	11,222.76	14.90%
3300	Community Services	40,000.00	5,881.23	5,881.23	14.70%
3500+	State Categorical Programs	385,400.00	25,952.51	25,952.51	6.73%
6200	Federal Programs	2,195,423.00	92,978.51	92,978.51	4.24%
5000	Debt Service	232,500.00		-	0.00%
8000	Transfers	100,000.00		-	0.00%
	Total Program Expenditures	**20,938,519.00**	**1,682,014.98**	**1,682,014.98**	**8.03%**
9000	Non Prog. Expenditures - Misc			-	
9000	Non Prog. Expenditures - Lunch & Coop		25,939.93	25,939.93	
	Total Expenditures	**20,938,519.00**	**1,707,954.91**	**1,707,954.91**	
	Budgeted Cash Reserve	2,575,000.00			
	Total Requirements	**23,513,519.00**	**1,707,954.91**	**1,707,954.91**	
	OTHER FUND DISBURSEMENTS				
	Depreciation Fund Disbursements	850,000.00	5,365.59	5,365.59	0.63%
	Employee Benefits Fund Disbursements	145,560.00	14,700.88	14,700.88	10.10%
	Qualified Capital Purpose Fund	3,650,000.00	-	-	0.00%
	Activities Fund Disbursements	500,000.00	66,152.98	66,152.98	13.23%
	Lunch Fund Disbursements	1,160,000.00	100,472.40	100,472.40	8.66%
	Bond Fund	575,000.00	-	-	0.00%
	Special Bldg Fund Disbursements	1,075,000.00	35,674.42	35,674.42	3.32%
	Cooperative	150,000.00	3,864.66	3,864.66	2.58%
	Student Fee Disbursements	50,000.00	308.56	308.56	0.62%
		8,155,560.00	226,539.49	226,539.49	2.78%
	Other fund Cash Reserves	500,000.00			
	TOTAL DISTRICT'S DISBURSEMENTS	**32,169,079.00**	**1,934,494.40**	**1,934,494.40**	
	Transfer funds				
	General Fund		1,500,000.00	1,500,000.00	
	Depreciation Fund			-	
	Employee Benefits			-	
	Qualified Capital Purpose Fund			-	
	Activity Fund			-	
	Lunch Fund Transfers			-	
	Bond Fund			-	
	Special Building Fund			-	
	Cooperative Fund			-	
	Student Fees Fund			-	
	Transfer funds		**1,500,000.00**	**1,500,000.00**	
	TOTAL DISTRICT EXPENDITURES		**3,434,494.40**	**3,434,494.40**	

SCHUYLER COMMUNITY SCHOOLS
LUNCH PROGRAM
BUDGET TO ACTUAL
FISCAL YEAR 2019

Receipts:	Budget 2018-2019	September 2018	YTD Actual 2018-2019	% of Budget
Sale of Meals	165000.00	17907.98	17907.98	10.85%
Interest	20.00	29.96	29.96	149.80%
State Reimbursement	5000.00		0.00	0.00%
Federal Reimbursement	836295.36	77068.58	77068.58	9.22%
Other Non-Revenue Income	0.00		0.00	
Transfer	0.00		0.00	
Non-program receipts	0.00		0.00	0.00%
Total Receipts	**1006315.36**	**95006.52**	**95006.52**	**9.44%**
Beginning Cash	153684.64			
Transfer between accts				
Total Receipts & Beg. Cash	**1160000.00**			
Expenditures				
Regular Salaries	375000.00	23991.81	23991.81	6.40%
Substitute Salaries	10000.00	908.10	908.10	9.08%
Employee Benefits	150000.00	14056.77	14056.77	9.37%
Contracted Services	1000.00		0.00	0.00%
Gas & Van Service	1000.00	130.00	130.00	13.00%
Food	590000.00	54292.74	54292.74	9.20%
Supplies & Materials	23000.00	3964.52	3964.52	17.24%
Equipment	5000.00	205.47	205.47	0.00%
Equipment Repair	3000.00	2756.30	2756.30	
Miscellaneous	2000.00	166.69	166.69	8.33%
Non-program Expenditures	0.00		0.00	0.00%
Total Expenditures	**1160000.00**	**100472.40**	**100472.40**	**8.66%**
Necessary Cash Reserves	**0.00**			
TOTAL REQUIREMENTS	**1160000.00**			
Transfers back between accts				
Revenue over Expenses		**(5,465.88)**	**(5,465.88)**	

REVENUE REPORT	2012-13	%	2013-14	%	2014-15	%	2015-16	%	2016-17	%	2017-18	%	2018-19	%
September Total	**$3,243,881.77**	**20.04%**	**$3,265,998.95**	**18.78%**	**$3,689,300.73**	**17.69%**	**$3,777,399.57**	**18.11%**	**$3,834,741.76**	**18.88%**	**$4,269,068.23**	**21.29%**	**$4,203,426.68**	**20.08%**
Local/County	$2,721,553.23	29.79%	$2,722,697.71	27.36%	$2,959,876.38	25.25%	$3,296,850.19	25.42%	$3,244,512.16	24.10%	$3,616,567.87	24.80%	$3,871,636.68	26.17%
State	$486,165.87	8.37%	$517,078.69	8.34%	$581,961.52	8.41%	$406,284.76	7.95%	$405,292.50	8.03%	$318,484.56	8.39%	$327,782.00	7.48%
Federal	$35,044.21	2.85%	$26,108.00	2.12%	$147,462.83	6.66%	$74,077.43	2.66%	$184,795.20	10.34%	$334,015.80	20.00%	$4,008.00	0.23%
Other	$1,118.46	11.18%	$114.55	1.15%	$0.00	0.00%	$187.19	1.87%	$141.90	1.42%		0.00%		0.00%
October Total	**$800,294.79**	**24.99%**	**$849,385.19**	**23.67%**	**$819,772.20**	**21.62%**	**$919,934.61**	**22.52%**	**$800,032.03**	**22.82%**	**$812,931.69**	**25.34%**	**$0.00**	**20.08%**
Local/County	$269,910.85	32.75%	$259,569.32	29.96%	$225,585.97	27.18%	$465,936.95	29.02%	$353,056.80	26.72%	$334,446.13	27.10%		26.17%
State	$493,020.87	16.85%	$523,529.69	16.79%	$588,572.52	16.92%	$444,247.15	16.65%	$416,054.50	16.27%	$284,749.00	15.89%		7.48%
Federal	$35,048.93	5.70%	$349.10	2.15%	$3,548.58	6.82%	$9,750.51	3.02%	$30,675.73	12.06%	$193,736.56	31.60%		0.23%
Other	$2,314.14	34.33%	$65,937.08	660.52%	$2,065.13	20.65%	$0.00	1.87%	$245.00	3.87%		0.00%		0.00%
November Total	**$681,651.52**	**29.20%**	**$670,719.61**	**27.53%**	**$704,918.79**	**25.00%**	**$841,237.42**	**26.56%**	**$934,567.57**	**27.42%**	**$404,661.44**	**27.36%**	**$0.00**	**20.08%**
Local/County	$95,304.63	33.79%	$112,741.80	31.10%	$98,109.77	28.01%	$115,861.20	29.91%	$158,699.52	27.90%	$111,941.11	27.87%		26.17%
State	$483,165.87	25.17%	$515,078.69	25.09%	$581,961.52	25.33%	$0.00	16.65%	$405,292.50	24.30%	$274,019.00	23.11%		7.48%
Federal	$97,466.14	13.62%	$35,415.49	5.03%	$24,291.13	7.92%	$723,064.57	29.03%	$370,575.55	32.80%	$7,103.33	32.03%		0.23%
Other	$5,714.88	91.47%	$7,483.63	735.35%	$556.37	26.22%	$2,311.65	24.99%	$0.00	3.87%	$11,598.00	115.98%		0.00%
December Total	**$862,123.68**	**34.53%**	**$800,090.95**	**32.13%**	**$894,606.37**	**29.29%**	**$1,243,678.07**	**32.52%**	**$863,838.51**	**31.68%**	**$683,867.94**	**30.77%**	**$0.00**	**20.08%**
Local/County	$272,803.54	36.78%	$192,538.93	33.03%	$226,629.75	29.95%	$307,081.16	32.28%	$266,290.80	29.88%	$264,179.54	29.68%		26.17%
State	$569,949.87	34.98%	$607,161.69	34.89%	$655,231.52	34.80%	$914,854.52	34.57%	$405,292.50	32.33%	$395,674.00	33.54%		7.48%
Federal	$3,417.77	13.90%	* $0.00	5.03%	$7,379.81	8.25%	$14,668.35	29.55%	$192,255.21	43.56%	$24,014.40	33.47%		0.23%
Other	$15,952.50	251.00%	$390.33	739.26%	$5,365.29	79.87%	$7,074.04	95.73%	$0.00	3.87%	$0.00	115.98%		0.00%
January total	**$1,292,143.75**	**42.51%**	**$2,125,248.63**	**44.35%**	**$1,840,957.36**	**38.12%**	**$2,258,459.02**	**43.35%**	**$1,894,173.38**	**41.00%**	**$2,829,527.97**	**44.88%**	**$0.00**	**20.08%**
Local/County	$665,610.57	44.07%	$1,194,008.87	45.03%	$1,173,520.62	39.96%	$1,324,921.74	42.50%	$1,361,047.88	39.98%	$1,549,462.72	40.31%		26.17%
State	$572,198.87	44.83%	$606,631.69	44.67%	$655,231.52	44.27%	$931,190.66	52.80%	$522,738.50	42.68%	$521,133.00	47.27%		7.48%
Federal	$44,861.18	17.55%	$324,573.84	31.44%	$11,844.10	8.79%	$2,346.62	29.64%	$3,497.12	43.75%	$758,932.25	78.91%		0.23%
Other	$9,473.13	345.73%	$34.23	739.60%	$361.12	83.48%		95.73%	$6,889.88	72.77%		115.98%		0.00%
February Total	**$1,220,138.54**	**50.05%**	**$1,148,504.60**	**50.96%**	**$1,728,208.84**	**46.41%**	**$852,443.43**	**47.44%**	**$1,182,532.68**	**46.82%**	**$968,000.97**	**49.70%**	**$0.00**	**20.08%**
Local/County	$252,933.44	46.84%	$247,669.25	47.52%	$255,338.86	42.14%	$262,178.17	44.52%	$285,384.80	42.10%	$346,579.55	42.68%		26.17%
State	$845,016.92	59.37%	$891,484.60	59.05%	$1,030,379.73	59.16%	$523,430.65	63.05%	$735,559.01	57.25%	$621,370.07	63.64%		7.48%
Federal	$3,615.29	17.84%	$8,725.67	32.15%	$442,490.25	28.78%	$66,834.61	32.04%	$161,430.75	52.79%		78.91%		0.23%
Other	$118,572.89	1531.46%	$625.08	745.85%	$0.00	83.48%		95.73%	$158.12	74.35%	$51.35	116.49%		0.00%
March total	**$1,555,657.68**	**59.66%**	**$1,088,408.12**	**57.22%**	**$1,211,095.78**	**52.21%**	**$1,513,121.85**	**54.70%**	**$876,612.25**	**51.14%**	**$1,614,261.92**	**57.75%**	**$0.00**	**20.08%**
Local/County	$452,827.33	51.79%	$322,560.66	50.76%	$425,766.41	45.77%	$485,798.34	48.27%	$343,463.17	44.65%	$874,833.73	48.68%		26.17%
State	$575,647.87	69.28%	$628,728.00	69.19%	$664,297.52	68.76%	$500,780.51	72.85%	$523,290.50	67.62%	$505,145.00	76.95%		7.48%
Federal	$526,637.48	60.66%	$136,430.87	43.25%	$120,632.85	34.23%	$515,712.32	50.59%	$9,786.44	53.33%	$232,369.39	92.82%		0.23%
Other	$545.00	1536.91%	$688.59	752.73%	$399.00	87.47%	$10,830.68	204.04%	$72.14	75.07%	$1,913.80	135.63%		0.00%
April Total	**$1,171,427.67**	**66.90%**	**$1,633,241.15**	**66.61%**	**$1,863,742.31**	**61.15%**	**$2,030,684.75**	**64.43%**	**$2,508,145.70**	**63.49%**	**$1,882,637.98**	**67.14%**	**$0.00**	**20.08%**
Local/County	$549,372.21	57.81%	$1,008,894.58	60.89%	$998,263.70	54.29%	$1,277,509.82	58.12%	$1,354,835.34	54.72%	$1,226,461.20	57.09%		26.17%
State	$534,523.87	78.48%	$608,417.69	79.01%	$684,985.53	78.66%	$509,797.76	82.83%	$530,337.50	78.12%	$130,411.00	80.39%		7.48%
Federal	$87,131.59	67.75%	$13,969.09	44.39%	$180,493.08	42.38%	$243,077.17	59.34%	$619,472.86	88.00%	$525,765.78	124.31%		0.23%
Other	$400.00	1540.91%	$1,959.79	772.33%	$0.00	87.47%	$300.00	207.04%	$3,500.00	110.07%		135.63%		0.00%
May Total	**$3,940,649.71**	**91.25%**	**$3,932,891.88**	**89.23%**	**$4,708,506.23**	**83.73%**	**$4,701,494.65**	**86.98%**	**$5,182,724.79**	**89.01%**	**$5,392,764.13**	**94.03%**	**$0.00**	**20.08%**
Local/County	$3,090,817.05	91.64%	$3,268,977.47	93.74%	$3,823,961.03	86.91%	$3,802,993.88	87.45%	$4,437,550.99	87.67%	$4,713,266.24	89.42%		26.17%
State	$723,278.87	90.93%	$609,889.66	88.85%	$663,745.52	88.25%	$556,121.29	93.72%	$516,629.50	88.35%	$674,811.00	98.17%		7.48%
Federal	$110,514.87	76.73%	$48,453.34	48.33%	$220,669.22	52.35%	$342,379.48	71.65%	$223,752.87	100.52%	$4,686.89	124.59%		0.23%
Other	$16,038.92	1701.30%	$5,571.41	828.05%	$130.46	88.77%		207.04%	$4,791.43	157.98%		135.63%		0.00%
June Total	**$1,127,680.84**	**98.22%**	**$1,133,300.30**	**95.75%**	**$1,148,776.66**	**89.24%**	**$1,493,688.04**	**94.14%**	**$1,400,905.70**	**95.91%**	**$594,899.27**	**97.00%**	**$0.00**	**20.08%**
Local/County	$490,950.58	97.02%	$316,040.03	96.91%	$300,080.50	89.47%	$863,965.74	94.11%	$577,183.40	91.96%	$253,977.33	91.16%		26.17%
State	$612,293.90	101.47%	$666,530.56	99.60%	$700,820.48	98.38%	$526,569.77	104.03%	$795,801.97	104.12%	$339,195.00	107.11%		7.48%
Federal	$23,735.41	78.66%	$149,047.80	60.45%	$146,450.68	58.97%	$102,986.09	75.36%	$27,920.33	102.08%	$1,600.00	124.68%		0.23%
Other	$700.95	1708.31%	$1,681.91	844.87%	$1,425.00	103.02%	$166.44	208.70%	$0.00	157.98%	$126.94	136.90%		0.00%
July Total	**$175,787.22**	**99.30%**	**$211,749.74**	**96.97%**	**$389,401.73**	**91.10%**	**$229,587.05**	**95.24%**	**$179,037.44**	**96.79%**	**$73,390.13**	**97.36%**	**$0.00**	**20.08%**
Local/County	$136,849.87	98.52%	$77,114.79	97.69%	$332,808.51	92.31%	$103,610.47	94.91%	$135,494.63	92.97%	$17,969.13	91.29%		26.17%
State	$0.00	101.47%	$6,837.50	99.71%	$35,084.52	98.89%	$0.00	104.03%	$0.00	104.12%	$0.00	107.11%		7.48%
Federal	$35,598.85	81.56%	$127,411.04	70.82%	$21,073.17	59.92%	$119,497.83	79.66%	$15,039.00	102.93%	$55,421.00	128.00%		0.23%
Other	$3,338.50	1741.69%	$386.41	848.73%	$435.53	107.38%	$6,478.75	273.49%	$28,503.81	443.02%		136.90%		0.00%
August Total	**$587,272.25**	**102.93%**	**$439,373.88**	**99.50%**	**$617,773.93**	**94.07%**	**$1,249,431.71**	**101.23%**	**$314,415.70**	**98.34%**	**$1,434,937.34**	**104.52%**	**$0.00**	**20.08%**
Local/County	$310,399.36	101.92%	$358,946.75	101.29%	$377,791.04	95.53%	$830,622.55	101.31%	$130,881.70	93.94%	$880,456.63	97.33%		26.17%
State	$0.00	101.47%	$41,490.58	100.38%	$0.00	98.89%	$56,784.53	105.14%		104.12%	$123,161.60	110.35%		7.48%
Federal	$229,726.99	100.24%	$38,925.14	73.99%	$216,848.53	69.72%	$283,118.59	89.84%	$183,534.00	113.20%	$431,319.11	153.83%		0.23%
Other	$47,145.90	2213.15%	$11.41	848.84%	$23,134.36	338.72%	$78,906.04	1062.55%		443.02%		136.90%		0.00%
Total Received	**$16,658,709.42**	**102.93%**	**$17,298,913.00**	**99.50%**	**$19,617,060.93**	**94.07%**	**$21,111,160.17**	**101.23%**	**$19,971,727.51**	**98.34%**	**$20,960,949.01**	**104.52%**	**$4,203,426.68**	**20.08%**
Total Budgeted	**$16,184,118.00**		**$17,386,713.00**		**$20,854,313.00**		**$20,854,313.00**		**$20,309,772.00**		**$20,055,234.00**		**$20,938,519.00**	
Local/County Budgeted	$9,134,315.00		$9,953,110.00		$11,721,501.00		$12,967,000.00		$13,464,451.00		$14,580,040.00		$14,796,341.00	
State Budgeted	$5,809,931.00		$6,199,437.00		$6,919,305.00		$5,107,423.00		$5,048,400.00		$3,795,194.00		$4,382,678.00	
Federal Budgeted	$1,229,872.00		$1,229,166.00		$2,213,506.00		$2,779,889.00		$1,786,921.00		$1,670,000.00		$1,749,500.00	
Others Budgeted	$10,000.00		$10,000.00		$10,000.00		$10,000.00		$10,000.00		$10,000.00		$10,000.00	
Over/Under	**474,591.42**	**2.93%**	(87,800.00)	**-0.50%**	(1,237,252.07)	**-5.93%**	**256,847.17**	**1.23%**	(338,044.49)	**-1.66%**	**905,715.01**	**4.52%**	(16,735,092.32)	**-79.92%**

EXPENDITURE REPOR	2012-13	%	2013-14	%	2014-15	%	2015-16	%	2016-17	%	2017-18	%	2018-19	%
September Total	**$1,849,309.87**	**10.70%**	**$1,617,997.97**	**9.11%**	**$1,586,003.98**	**7.93%**	**$1,546,839.29**	**7.73%**	**$1,539,984.51**	**7.57%**	**$1,543,208.42**	**7.56%**	**$1,682,014.98**	**8.03%**
Payroll and Benefits	$1,227,892.31	8.69%	$1,283,591.68	8.75%	$1,293,637.93	7.79%	$1,254,278.80	7.56%	$1,406,961.65	8.15%	$1,463,973.67	8.48%	$1,477,573.31	8.19%
Accounts Payable	$621,417.56	19.70%	$334,406.29	10.83%	$292,366.05	8.60%	$292,560.49	8.60%	$133,022.86	4.31%	$79,234.75	2.53%	$204,441.67	7.05%
October Total	**$1,333,822.76**	**18.41%**	**$1,401,716.38**	**17.00%**	**$1,610,650.56**	**15.98%**	**$1,643,562.29**	**15.95%**	**$1,672,110.74**	**15.78%**	**$1,769,382.25**	**16.24%**	**$0.00**	**8.03%**
Payroll and Benefits	$1,143,367.18	16.78%	$1,181,349.20	16.79%	$1,258,567.43	15.37%	$1,308,199.96	15.44%	$1,373,032.01	16.10%	$1,411,494.27	16.66%		8.19%
Accounts Payable	$190,455.58	25.73%	$220,367.18	17.97%	$352,083.13	18.95%	$335,362.33	18.47%	$299,078.73	14.00%	$357,887.98	13.93%		7.05%
November Total	**$1,445,993.76**	**26.77%**	**$1,536,909.02**	**25.65%**	**$1,478,880.75**	**23.38%**	**$1,538,076.50**	**23.64%**	**$1,797,062.78**	**24.61%**	**$1,691,421.13**	**24.53%**	**$0.00**	**8.03%**
Payroll and Benefits	$1,150,477.61	24.91%	$1,198,104.30	24.96%	$1,271,292.91	23.03%	$1,306,456.33	23.31%	$1,357,595.11	23.97%	$1,408,770.79	24.82%		8.19%
Accounts Payable	$295,516.15	35.10%	$338,804.72	28.95%	$207,587.84	25.06%	$231,620.17	25.28%	$439,467.67	28.23%	$282,650.34	22.94%		7.05%
December Total	**$1,357,283.75**	**34.62%**	**$1,344,398.22**	**33.22%**	**$1,446,578.00**	**30.61%**	**$1,503,918.41**	**31.16%**	**$1,573,314.08**	**32.34%**	**$1,587,829.31**	**32.31%**	**$0.00**	**8.03%**
Payroll and Benefits	$1,148,765.66	33.04%	$1,185,882.01	33.04%	$1,244,464.16	30.53%	$1,293,460.90	31.10%	$1,352,358.36	31.80%	$1,411,764.26	32.99%		8.19%
Accounts Payable	$208,518.09	41.71%	$158,516.21	34.08%	$202,113.84	31.00%	$210,457.51	31.47%	$220,955.72	35.39%	$176,065.05	28.56%		7.05%
January total	**$1,264,922.47**	**41.94%**	**$1,312,879.88**	**40.61%**	**$1,416,599.92**	**37.69%**	**$1,478,112.93**	**38.55%**	**$1,575,058.75**	**40.08%**	**$1,633,516.52**	**40.32%**	**$0.00**	**8.03%**
Payroll and Benefits	$1,120,649.98	40.97%	$1,177,040.50	41.05%	$1,257,022.65	38.10%	$1,298,596.35	38.92%	$1,388,499.67	39.84%	$1,438,173.00	41.32%		8.19%
Accounts Payable	$144,272.49	46.28%	$135,839.38	38.48%	$159,577.27	35.70%	$179,516.58	36.75%	$186,559.08	41.43%	$195,343.52	34.78%		7.05%
February Total	**$1,311,064.49**	**49.52%**	**$1,403,873.80**	**48.51%**	**$1,618,399.15**	**45.79%**	**$1,526,340.07**	**46.18%**	**$1,596,272.75**	**47.93%**	**$1,649,623.40**	**48.40%**	**$0.00**	**8.03%**
Payroll and Benefits	$1,137,572.54	49.02%	$1,191,361.71	49.17%	$1,256,823.51	45.67%	$1,291,244.15	46.70%	$1,349,013.62	47.66%	$1,391,119.52	49.38%		8.19%
Accounts Payable	$173,491.95	51.78%	$212,512.09	45.37%	$361,575.64	46.33%	$235,095.92	43.67%	$247,259.13	49.44%	$258,503.88	43.02%		7.05%
March total	**$1,325,835.62**	**57.19%**	**$1,349,916.60**	**56.11%**	**$1,463,652.98**	**53.10%**	**$1,604,907.73**	**54.21%**	**$1,628,284.06**	**55.93%**	**$1,643,416.11**	**56.46%**	**$0.00**	**8.03%**
Payroll and Benefits	$1,153,519.72	57.18%	$1,198,109.22	57.33%	$1,290,767.24	53.45%	$1,333,219.78	54.73%	$1,385,812.13	55.68%	$1,420,120.87	57.61%		8.19%
Accounts Payable	$172,315.90	57.24%	$151,807.38	50.29%	$172,885.74	51.42%	$271,687.95	51.66%	$242,471.93	57.30%	$223,295.24	50.14%		7.05%
April Total	**$1,280,538.15**	**64.60%**	**$1,330,513.12**	**63.60%**	**$1,488,270.17**	**60.55%**	**$1,393,336.22**	**61.18%**	**$1,605,283.97**	**63.82%**	**$1,595,748.63**	**64.28%**	**$0.00**	**8.03%**
Payroll and Benefits	$1,130,521.26	65.17%	$1,181,684.00	65.38%	$1,261,959.40	61.05%	$1,295,557.89	62.54%	$1,349,987.19	63.50%	$1,392,441.45	65.67%		8.19%
Accounts Payable	$150,016.89	62.00%	$148,829.12	55.11%	$226,310.77	58.07%	$97,778.33	54.53%	$255,296.78	65.57%	$203,307.18	56.62%		7.05%
May Total	**$1,350,912.94**	**72.41%**	**$1,454,410.75**	**71.79%**	**$1,433,181.09**	**67.71%**	**$1,590,118.89**	**69.13%**	**$1,772,744.18**	**72.53%**	**$1,920,226.07**	**73.69%**	**$0.00**	**8.03%**
Payroll and Benefits	$1,159,091.91	73.37%	$1,192,409.39	73.51%	$1,266,060.96	68.68%	$1,288,718.16	70.30%	$1,328,667.38	71.20%	$1,403,191.42	73.80%		8.19%
Accounts Payable	$191,821.03	68.08%	$262,001.36	63.60%	$167,120.13	62.99%	$301,400.73	63.40%	$444,076.80	79.95%	$517,034.65	73.10%		7.05%
June Total	**$1,500,316.16**	**81.09%**	**$1,478,554.44**	**80.11%**	**$1,786,307.10**	**76.64%**	**$1,905,598.30**	**78.65%**	**$1,913,859.70**	**81.93%**	**$1,934,814.67**	**83.18%**	**$0.00**	**8.03%**
Payroll and Benefits	$1,147,558.00	81.49%	$1,188,929.32	81.61%	$1,281,344.42	76.40%	$1,310,032.08	78.19%	$1,363,166.89	79.10%	$1,410,864.62	81.97%		8.19%
Accounts Payable	$352,758.16	79.26%	$289,625.12	72.98%	$504,962.68	77.84%	$595,566.22	80.91%	$550,692.81	97.79%	$523,950.05	89.81%		7.05%
July Total	**$1,340,066.51**	**88.84%**	**$1,318,578.29**	**87.53%**	**$1,917,135.16**	**86.23%**	**$1,522,654.33**	**86.27%**	**$1,670,132.49**	**90.14%**	**$1,664,126.84**	**91.34%**	**$0.00**	**8.03%**
Payroll and Benefits	$1,119,731.82	89.41%	$1,163,519.86	89.54%	$1,259,810.39	83.99%	$1,306,272.91	86.06%	$1,366,690.15	87.01%	$1,397,327.62	90.07%		8.19%
Accounts Payable	$220,334.69	86.24%	$155,058.43	78.00%	$657,324.77	97.17%	$216,381.42	87.28%	$303,442.34	107.62%	$266,799.22	98.31%		7.05%
August Total	**$1,326,233.19**	**96.51%**	**$1,916,892.73**	**98.32%**	**$2,304,800.20**	**97.75%**	**$2,255,212.34**	**97.54%**	**$1,643,692.26**	**98.22%**	**$1,763,664.53**	**99.98%**	**$0.00**	**8.03%**
Payroll and Benefits	$1,188,034.58	97.82%	$1,215,792.69	97.82%	$1,253,854.19	91.54%	$1,327,324.79	94.06%	$1,335,378.74	94.75%	$1,398,339.51	98.17%		8.19%
Accounts Payable	$138,198.61	90.62%	$701,100.04	100.71%	$1,050,946.01	128.09%	$927,887.55	114.57%	$308,313.52	117.61%	$365,325.02	109.96%		7.05%
Total Expended	**$16,686,299.67**	**96.51%**	**$17,466,641.20**	**98.32%**	**$19,550,459.06**	**97.75%**	**$19,508,677.30**	**97.54%**	**$19,987,800.27**	**98.22%**	**$20,396,977.88**	**99.98%**	**$1,682,014.98**	**8.03%**
Total Budgeted	**$17,290,444.00**		**$17,764,736.00**		**$19,999,791.00**		**$19,999,791.00**		**$20,350,895.00**		**$20,400,895.00**		**$20,938,519.00**	
Payroll and Benefits	$14,135,441.00		$14,677,899.00		$16,599,826.53		$16,599,826.53		$17,263,819.59		$17,263,819.59		$18,040,691.47	
Accounts Payable	$3,155,003.00		$3,086,837.00		$3,399,964.47		$3,399,964.47		$3,087,075.41		$3,137,075.41		$2,897,827.53	
Over/Under	(604,144.33)	**3.49%**	(298,094.80)	**1.68%**	(449,331.94)	**2.25%**	(491,113.70)	**2.46%**	(363,094.73)	**1.78%**	(3,917.12)	**0.02%**	(19,256,504.02)	**91.97%**

2018-19 School Year

01	General Fund	Budgeted/Beginning	September	October	November	December	January	February	March	April	May	June	July	August	Year to Date	Balance	% Spent/Rec
	SPED Expenditures	1,009,565.00	159,779.28												159,779.28	849,785.72	15.83%
	Non-SPED Expenditures	19,928,954.00	1,522,235.70	0.00	0.00	0.00	0.00	0.00	0.00	0.00	0.00	0.00	0.00	0.00	1,522,235.70	18,406,718.30	7.64%
	Total Expenditures	20,938,519.00	1,682,014.98	0.00	0.00	0.00	0.00	0.00	0.00	0.00	0.00	0.00	0.00	0.00	1,682,014.98	19,256,504.02	8.03%
	Total Receipts	20,938,519.00	4,203,426.68	0.00	0.00	0.00	0.00	0.00	0.00	0.00	0.00	0.00	0.00	0.00	4,203,426.68	16,735,092.32	20.08%
	Monthly Inter-Fund Loan	0.00	0.00	0.00	0.00	0.00	0.00	0.00	0.00	0.00	0.00	0.00	0.00	0.00			
	Cash Balance	**2,638,959.78**	**5,160,371.48**	**5,160,371.48**	**5,160,371.48**	**5,160,371.48**	**5,160,371.48**	**5,160,371.48**	**5,160,371.48**	**5,160,371.48**	**5,160,371.48**	**5,160,371.48**	**5,160,371.48**	**5,160,371.48**			

02	Depreciation Fund	Budgeted/Beginning	September	October	November	December	January	February	March	April	May	June	July	August	Year to Date	Balance	% Spent/Rec
	Expenditures	850,000.00	5,365.59												5,365.59	844,634.41	0.63%
	Receipts	384,272.00	80.40												80.40	384,191.60	0.02%
	Loan to General Fund	0.00	0.00	0.00	0.00	0.00	0.00	0.00	0.00	0.00	0.00	0.00	0.00	0.00	Outstanding		
	Loan Repayment from GF	0.00	0.00	0.00	0.00	0.00	0.00	0.00	0.00	0.00	0.00	0.00	0.00	0.00			
	Cash Balance	**299,956.98**	**294,671.79**	**294,671.79**	**294,671.79**	**294,671.79**	**294,671.79**	**294,671.79**	**294,671.79**	**294,671.79**	**294,671.79**	**294,671.79**	**294,671.79**	**294,671.79**	0.00		

03	Employee Benefit	Budgeted/Beginning	September	October	November	December	January	February	March	April	May	June	July	August	Year to Date	Balance	% Spent/Rec
	Expenditures	145,560.00	14,700.88												14,700.88	130,859.12	10.10%
	Receipts	88,100.46	26,193.85												26,193.85	61,906.61	29.73%
	Cash Balance	**57,459.54**	**68,952.51**	**68,952.51**	**68,952.51**	**68,952.51**	**68,952.51**	**68,952.51**	**68,952.51**	**68,952.51**	**68,952.51**	**68,952.51**	**68,952.51**	**68,952.51**			

09	QCPUF	Budgeted/Beginning	September	October	November	December	January	February	March	April	May	June	July	August	Year to Date	Balance	% Spent/Rec
	Expenditures	3,650,000.00	0.00												0.00	3,650,000.00	0.00%
	Receipts	706,000.00	139,258.75												139,258.75	566,741.25	19.73%
	Cash Balance	**3,239,501.42**	**3,378,760.17**	**3,378,760.17**	**3,378,760.17**	**3,378,760.17**	**3,378,760.17**	**3,378,760.17**	**3,378,760.17**	**3,378,760.17**	**3,378,760.17**	**3,378,760.17**	**3,378,760.17**	**3,378,760.17**			

05	Activities	Budgeted/Beginning	September	October	November	December	January	February	March	April	May	June	July	August	Year to Date	Balance	% Spent/Rec
	Expenditures	500,000.00	66,152.98												66,152.98	433,847.02	13.23%
	Receipts	141,832.35	30,292.05												30,292.05	111,540.30	21.36%
	Cash Balance	**358,167.65**	**322,306.72**	**322,306.72**	**322,306.72**	**322,306.72**	**322,306.72**	**322,306.72**	**322,306.72**	**322,306.72**	**322,306.72**	**322,306.72**	**322,306.72**	**322,306.72**			

06	School Lunch	Budgeted/Beginning	September	October	November	December	January	February	March	April	May	June	July	August	Year to Date	Balance	% Spent/Rec
	Expenditures	1,160,000.00	100,472.40												100,472.40	1,059,527.60	8.66%
	Receipts	1,006,315.36	95,006.52												95,006.52	911,308.84	9.44%
	Cash Balance	**153,684.64**	**148,218.76**	**148,218.76**	**148,218.76**	**148,218.76**	**148,218.76**	**148,218.76**	**148,218.76**	**148,218.76**	**148,218.76**	**148,218.76**	**148,218.76**	**148,218.76**			

07	Bond	Budgeted/Beginning	September	October	November	December	January	February	March	April	May	June	July	August	Year to Date	Balance	% Spent/Rec
	Expenditures	575,000.00	0.00												0.00	575,000.00	0.00%
	Receipts	500,000.00	137,002.68												137,002.68	362,997.32	27.40%
	Cash Balance	**606,597.96**	**743,600.64**	**743,600.64**	**743,600.64**	**743,600.64**	**743,600.64**	**743,600.64**	**743,600.64**	**743,600.64**	**743,600.64**	**743,600.64**	**743,600.64**	**743,600.64**			

08	Special Building	Budgeted/Beginning	September	October	November	December	January	February	March	April	May	June	July	August	Year to Date	Balance	% Spent/Rec
	Expenditures	1,075,000.00	35,674.42												35,674.42	1,039,325.58	3.32%
	Receipts	500,000.00	108,500.04												108,500.04	391,499.96	21.70%
	Loan Balance to Gen. Fund	0.00	0.00	0.00	0.00	0.00	0.00	0.00	0.00	0.00	0.00	0.00	0.00	0.00	Outstanding		
	Loan Repayment from GF	0.00	0.00	0.00	0.00	0.00	0.00	0.00	0.00	0.00	0.00	0.00	0.00	0.00			
	Cash Balance	**67,862.54**	**140,688.16**	**140,688.16**	**140,688.16**	**140,688.16**	**140,688.16**	**140,688.16**	**140,688.16**	**140,688.16**	**140,688.16**	**140,688.16**	**140,688.16**	**140,688.16**	0.00		

12	Student Fees	Budgeted/Beginning	September	October	November	December	January	February	March	April	May	June	July	August	Year to Date	Balance	% Spent/Rec
	Expenditures	50,000.00	308.56												308.56	49,691.44	0.62%
	Receipts	36,000.00	6,539.10												6,539.10	29,460.90	18.16%
	Cash Balance	**59,806.61**	**66,037.15**	**66,037.15**	**66,037.15**	**66,037.15**	**66,037.15**	**66,037.15**	**66,037.15**	**66,037.15**	**66,037.15**	**66,037.15**	**66,037.15**	**66,037.15**			

10	Cooperative Fund	Budgeted/Beginning	September	October	November	December	January	February	March	April	May	June	July	August	Year to Date	Balance	% Spent/Rec
	Expenditures	150,000.00	3,864.66												3,864.66	146,135.34	2.58%
	Receipts	75,000.00	0.00												0.00	75,000.00	0.00%
	Cash Balance	**7,219.60**	**3,354.94**	**3,354.94**	**3,354.94**	**3,354.94**	**3,354.94**	**3,354.94**	**3,354.94**	**3,354.94**	**3,354.94**	**3,354.94**	**3,354.94**	**3,354.94**			

	Cash Balance	Budgeted/Beginning	September	October	November	December	January	February	March	April	May	June	July	August	Year to Date	Balance	% Spent/Rec
	Cash Balance	**7,489,216.72**	**10,326,962.32**	**10,326,962.32**	**10,326,962.32**	**10,326,962.32**	**10,326,962.32**	**10,326,962.32**	**10,326,962.32**	**10,326,962.32**	**10,326,962.32**	**10,326,962.32**	**10,326,962.32**	**10,326,962.32**			

2017-18 School Year

01	General Fund	Budgeted/Beginning	September	October	November	December	January	February	March	April	May	June	July	August	Year to Date	Balance	% Spent/Rec
	SPED Expenditures	1,009,565.00	156,492.05	218,162.37	248,137.88	230,655.95	235,850.34	215,902.61	239,021.20	260,466.13	238,035.85	228,713.34	216,441.28	147,591.11	2,635,470.11	(1,625,905.11)	261.05%
	Non-SPED Expenditures	19,391,330.00	1,386,716.37	1,551,219.88	1,443,283.25	1,357,173.36	1,397,666.18	1,433,720.79	1,404,394.91	1,335,282.50	1,682,190.22	1,706,101.33	1,447,685.56	1,616,073.42	17,761,507.77	1,629,822.23	91.60%
	Total Expenditures	20,400,895.00	1,543,208.42	1,769,382.25	1,691,421.13	1,587,829.31	1,633,516.52	1,649,623.40	1,643,416.11	1,595,748.63	1,920,226.07	1,934,814.67	1,664,126.84	1,763,664.53	20,396,977.88	3,917.12	99.98%
	Total Receipts	20,046,234.00	4,269,068.23	812,931.69	404,661.44	683,867.94	2,829,527.97	968,000.97	1,614,261.92	1,882,637.98	5,392,764.13	594,899.27	73,390.13	1,434,937.34	20,960,949.01	(914,715.01)	104.56%
	Monthly Inter-Fund Loan	0.00	0.00	0.00	0.00	0.00	0.00	0.00	0.00	0.00	0.00	0.00	0.00	0.00			
	Cash Balance	**2,074,988.65**	**4,800,848.46**	**3,844,397.90**	**2,557,638.21**	**1,653,676.84**	**2,849,688.29**	**2,168,065.86**	**2,138,911.67**	**2,425,801.02**	**5,898,339.08**	**4,558,423.68**	**2,967,686.97**	**2,638,959.78**			

02	Depreciation Fund	Budgeted/Beginning	September	October	November	December	January	February	March	April	May	June	July	August	Year to Date	Balance	% Spent/Rec
	Expenditures	850,000.00	4,800.00	0.00	0.00	14,140.15	62,250.00	0.00	4,800.00	54,604.55	(1,216.60)	5,100.00	5,894.00	210,465.93	360,838.03	489,161.97	42.45%
	Receipts	157,467.00	161.30	174.31	238.95	189.11	279.59	233.40	171.18	189.49	287.27	169.15	183.59	256.75	2,534.09	154,932.91	1.61%
	Loan to General Fund	0.00	0.00	0.00	0.00	0.00	0.00	0.00	0.00	0.00	0.00	0.00	0.00	0.00	Outstanding		
	Loan Repayment from GF	0.00	0.00	0.00	0.00	0.00	0.00	0.00	0.00	0.00	0.00	0.00	0.00	0.00	0.00		
	Cash Balance	**658,260.92**	**653,622.22**	**653,796.53**	**654,035.48**	**640,084.44**	**578,114.03**	**578,347.43**	**573,718.61**	**519,303.55**	**520,807.42**	**515,876.57**	**510,166.16**	**299,956.98**			

03	Employee Benefit	Budgeted/Beginning	September	October	November	December	January	February	March	April	May	June	July	August	Year to Date	Balance	% Spent/Rec
	Expenditures	145,560.00	8,998.02	4,544.47	4,177.99	5,637.12	11,896.36	9,884.67	9,119.29	12,077.19	7,913.26	2,729.52	4,599.96	7,268.83	88,846.68	56,713.32	61.04%
	Receipts	85,641.00	25,469.17	5,470.17	5,478.55	5,470.17	5,470.22	5,488.57	5,470.22	5,470.11	5,488.10	5,470.11	5,470.22	5,488.62	85,704.23	(63.23)	100.07%
	Cash Balance	**60,601.99**	**77,073.14**	**77,998.84**	**79,299.40**	**79,132.45**	**72,706.31**	**68,310.21**	**64,661.14**	**58,054.06**	**55,628.90**	**58,369.49**	**59,239.75**	**57,459.54**			

04	QCPUF	Budgeted/Beginning	September	October	November	December	January	February	March	April	May	June	July	August	Year to Date	Balance	% Spent/Rec
	Expenditures	3,150,000.00	0.00	0.00	0.00	119,710.00	0.00	0.00	0.00	15,000.00		119,210.00	0.00	0.00	253,920.00	2,896,080.00	8.06%
	Receipts	712,719.00	112,403.66	9,913.45	114,198.79	8,673.62	55,008.93	11,161.52	31,085.77	43,681.12	280,967.49	25,891.86	2,817.73	27,992.69	723,796.63	(11,077.63)	101.55%
	Cash Balance	**2,769,624.79**	**2,882,028.45**	**2,891,941.90**	**3,006,140.69**	**2,895,104.31**	**2,950,113.24**	**2,961,274.76**	**2,992,360.53**	**3,021,041.65**	**3,302,009.14**	**3,208,691.00**	**3,211,508.73**	**3,239,501.42**			

05	Activities	Budgeted/Beginning	September	October	November	December	January	February	March	April	May	June	July	August	Year to Date	Balance	% Spent/Rec
	Expenditures	500,000.00	23,566.44	75,942.55	38,474.19	33,610.85	21,666.86	68,329.65	15,969.80	70,054.01	43,962.54	23,291.13	16,930.10	46,850.76	478,648.88	21,351.12	95.73%
	Receipts	509,000.00	48,842.10	41,422.14	26,714.73	68,264.88	44,055.66	27,950.26	37,150.80	49,650.39	45,654.74	20,419.41	11,416.75	61,918.82	483,460.68	25,539.32	94.98%
	Cash Balance	**353,355.85**	**378,631.51**	**344,111.10**	**332,351.64**	**367,005.67**	**389,394.47**	**349,015.08**	**370,196.08**	**349,792.46**	**351,484.66**	**348,612.94**	**343,099.59**	**358,167.65**			

06	School Lunch	Budgeted/Beginning	September	October	November	December	January	February	March	April	May	June	July	August	Year to Date	Balance	% Spent/Rec
	Expenditures	1,095,000.00	118,197.35	107,040.04	124,008.58	93,523.45	94,459.44	99,656.52	106,022.69	96,200.40	96,543.28	58,666.05	41,774.05	48,824.64	1,084,916.49	10,083.51	99.08%
	Receipts	1,033,000.00	90,040.36	123,694.88	131,577.96	117,236.52	93,053.31	108,348.81	122,828.67	115,021.70	111,250.20	53,052.35	15,232.81	28,106.26	1,109,443.83	(76,443.83)	107.40%
	Cash Balance	**129,157.30**	**101,000.31**	**117,655.15**	**125,224.53**	**148,937.60**	**147,531.47**	**156,223.76**	**173,029.74**	**191,851.04**	**206,557.96**	**200,944.26**	**174,403.02**	**153,684.64**			

07	Bond	Budgeted/Beginning	September	October	November	December	January	February	March	April	May	June	July	August	Year to Date	Balance	% Spent/Rec
	Expenditures	575,000.00	0.00	0.00	0.00	392,252.50	0.00	0.00	0.00	0.00		61,185.00	0.00	0.00	453,437.50	121,562.50	78.86%
	Receipts	501,092.00	101,012.24	16,266.75	5,819.44	7,532.25	45,968.75	13,599.38	31,875.67	41,655.93	167,356.51	8,864.99	485.66	24,794.95	465,232.52	35,859.48	92.84%
	Cash Balance	**594,802.94**	**695,815.18**	**712,081.93**	**717,901.37**	**333,181.12**	**379,149.87**	**392,749.25**	**424,624.92**	**466,280.85**	**633,637.36**	**581,317.35**	**581,803.01**	**606,597.96**			

08	Special Building	Budgeted/Beginning	September	October	November	December	January	February	March	April	May	June	July	August	Year to Date	Balance	% Spent/Rec
	Expenditures	1,250,000.00	14,760.99	198,633.25	198,238.86	60,722.94	0.00	20,929.02	235,684.62	64,072.44	77,281.69	70,372.64	75,926.78	148,239.70	1,164,862.93	85,137.07	93.19%
	Receipts	400,587.00	165,811.14	57,669.19	3,110.62	37,105.50	43,691.56	8,655.96	23,925.30	60,063.86	132,655.99	147,109.30	507.14	19,700.60	700,006.16	(299,419.16)	174.75%
	Loan Balance to Gen. Fund	0.00	0.00	0.00	0.00	0.00	0.00	0.00	0.00	0.00	0.00	0.00	0.00	0.00	Outstanding		
	Loan Repayment from GF	0.00	0.00	0.00	0.00	0.00	0.00	0.00	0.00	0.00	0.00	0.00	0.00	0.00	0.00		
	Cash Balance	**532,719.31**	**683,769.46**	**542,805.40**	**347,677.16**	**324,059.72**	**367,751.28**	**355,478.22**	**143,718.90**	**139,710.32**	**195,084.62**	**271,821.28**	**196,401.64**	**67,862.54**			

09	Student Fees	Budgeted/Beginning	September	October	November	December	January	February	March	April	May	June	July	August	Year to Date	Balance	% Spent/Rec
	Expenditures	50,000.00	0.00	1,095.00	4,307.16	1,779.00	268.00	376.49	835.00	442.54	3,191.04	3,366.80	1,319.00	506.00	17,486.03	32,513.97	34.97%
	Receipts	36,000.00	5,302.00	4,188.00	834.00	877.00	891.00	724.00	1,794.30	3,853.99	5,917.00	50.00	0.00	7,396.75	31,828.04	4,171.96	88.41%
	Cash Balance	**45,464.60**	**50,766.60**	**53,859.60**	**50,386.44**	**49,484.44**	**50,107.44**	**50,454.95**	**51,414.25**	**54,825.70**	**57,551.66**	**54,234.86**	**52,915.86**	**59,806.61**			

00	Cooperative Fund	Budgeted/Beginning	September	October	November	December	January	February	March	April	May	June	July	August	Year to Date	Balance	% Spent/Rec
	Expenditures	150,000.00	3,846.57	8,551.96	3,917.27	3,874.25	3,902.52	11,805.72	11,872.33	11,828.26	11,828.94	13,984.94	12,638.17	12,762.00	110,812.93	39,187.07	73.88%
	Receipts	75,000.00	0.00	12,000.00	0.00	0.00	2,281.00	11,918.91	0.00	6,838.24	5,218.47	25,000.00	11,446.78	1,228.85	75,932.25	(932.25)	101.24%
	Cash Balance	**42,100.28**	**38,253.71**	**41,701.75**	**37,784.48**	**33,910.23**	**32,288.71**	**32,401.90**	**20,529.57**	**15,539.55**	**8,929.08**	**19,944.14**	**18,752.75**	**7,219.60**			

	Cash Balance	Budgeted/Beginning	September	October	November	December	January	February	March	April	May	June	July	August	Year to Date	Balance	% Spent/Rec
	Cash Balance	**7,261,076.63**	**10,361,809.04**	**9,280,350.10**	**7,908,439.40**	**6,524,576.82**	**7,816,845.11**	**7,112,321.42**	**6,953,165.41**	**7,242,200.20**	**11,230,029.88**	**9,818,235.57**	**8,115,977.48**	**7,489,216.72**			

Nebraska Supreme Court to Convene at
Schuyler Central High School in Schuyler, Nebraska, on November 2, 2018

Supreme Court Justices will hold oral arguments at Schuyler Central campus on November 2, 2018 as part of the Nebraska Supreme Court's outreach and education efforts. Two arguments will be heard on November 2, 2018 beginning with an educational program at 9:00 a.m. "This a unique opportunity for our students and community to see the court process at work. Not many schools get to host such an event in their school, which hopefully will highlight the importance of our state's judicial system to our students." said Schuyler Central High School Principal, Stephen Grammer.

The visit is part of an ongoing effort by the Nebraska Supreme Court and the legal community to raise awareness of court processes and the importance of civics.
"Our visit to Schuyler High School is one of several outreach activities the Judicial Branch has designed to help students appreciate the importance of an independent judiciary in a functioning democracy," said Chief Justice Mike Heavican. He continued, "As a Schuyler Central graduate, it is a homecoming visit for me. I am particularly pleased that fellow Schuyler graduate Judge John Gerrard has accepted an invitation to join our teaching effort."

For over 30 years, the Supreme Court has traveled annually to each of Nebraska's law schools for the purpose of making the business of the Court accessible to students on their campuses.

This marks the first time that the Supreme Court has held arguments in Schuyler. Justices will hear two cases and spend time after the argument session talking to students about the appellate process and career opportunities as lawyers. Cases are selected to demonstrate the variety of legal arguments that face the court system on a regular basis.
National Public Trust and Confidence studies have shown that when people have a greater knowledge of the American justice system and the role of the courts, their confidence in and support for the courts is reinforced. In developing educational opportunities for people of all ages, Nebraska's legal community and court system support learning about the role, functions, and accomplishments of courts in order to cultivate a more engaged, active, and conscientious citizenry.

All argument sessions, whether held in the Supreme Court courtroom or outside of the State Capitol, are open to the public.

September 2018 Progress Plan Update to the Schuyler School Board

Student and Staff Culture

Strategy #1: Provide ongoing coaching and professional development for teachers on evidence-based instructional practices that support student mastery so that students feel academically safe to take risks with learning.



On September 20th, Dr. Kathy Kennedy (NDE consultant) led the administrative team in a learning opportunity called Schema Mapping. The administrators and Dr. Kennedy created a mind map of the high probability instructional strategy, Clear Learning Targets, a component of "Identifying Critical Content from the Standards" section of the elements of effective instruction from the Schuyler version of the Quick Reference Guide. Each administrator created their own schema map as well. The five components of a clear learning target include the following:

- Aligned (to Nebraska standards, MAP data, ACT standards, etc.)
- Posted
- Unpacked
- Referenced
- Student Owned

Each of the components was discussed and information shared. Administrators will conduct a schema map with the staff on October 5th to explain the expectations of Clear Learning Targets and for the purpose of creating a common instructional language related to Clear Learning Targets vs Objectives. The administrators will also coach Clear Learning Targets during the rest of September and October.

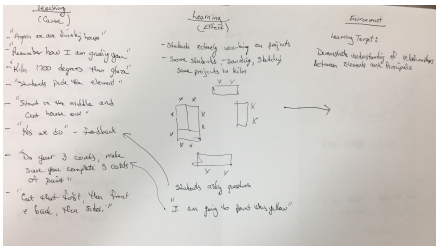

Additionally, Dr. Kennedy trained the administrative team at SCHS on a coaching tool called Value Added Coaching. This coaching tool enables the principal and assistant principal collect artifacts of instruction related to teaching, learning, and the environment. Value Added Coaching enables the administrator to identify a strategy the teacher uses in the classroom and provide a deeper understanding of the strategy through a 5 minute "coaching" opportunity with the teacher. As a team, the Schuyler Central High School administration learned how to collect artifacts as Dr. Kennedy modeled the process and then coached a teacher on deepening her understanding of clear learning targets. They were challenged by Dr. Kennedy to practice collecting artifacts of instruction versus descriptors of instruction using a trifold brochure to help them with Value Added Coaching.



On September 26-27, the administrative team completed 4 Value Added Coaching sessions during a two-day visit with Dr. Molly Capps (KLK Consultant). Dr. Capps modeled the Value Added Coaching strategy for the administrative team and was able to observe the administrative team complete a Value Add Coaching session on their own. The administrative team continued to practice identifying high probability instructional

strategies in the classrooms and provided feedback to teachers regarding their talents. The four teachers chosen for these Value Added Coaching sessions were receptive and immediately went back to their classrooms to change or add to their current lesson plan and instructional delivery. The administrative team was remarkable in their conversations with teachers. They were able to quickly pinpoint the instructional strategies of focus and also coach the teacher on how to take implementation of the strategy to the next level. Although the original agenda for the day together involved Dr. Capps modeling these feedback sessions for the administrative team, the team chose to immediately start the coaching sessions so they could receive feedback from Dr. Capps that would enable them to continue to support teachers in their building.





As of September 27, 2018, the admin team at SCHS have completed 100 classroom visits and provided specific feedback to teachers regarding their use of high probability instructional strategies. This is definitely a celebration and has created a culture of feedback focused on high probability instructional strategies!



The Value Added Coaching sessions have enabled the admin team to "prep" teachers for the upcoming professional development on Clear Learning Targets scheduled for October 5th. Additionally, the administrative team will discuss the school the mission, vision, and purpose for supporting students every day.

Instructional Leadership: English Learners

Strategy #1 All teachers, administrators, and School Board members will participate in professional learning related to the stages of language acquisition so that teachers, school board members and administrators develop competencies to support English language development and student cultural identity.

On September 14, 2018, Dr. Kara Viesca from UNL presented EL eWorkshops to the administrators to consider as an opportunity for teachers to investigate best practices in EL instruction. The administrators will present the information to the Leadership team on September 21st to determine the best way to deliver the opportunity for teachers. Mr. Grammer will follow up with Shirley Vargas and Dr. Viesca to schedule the implementation process in order to support the English Language students at SCHS. Teachers will also be trained in a program purchased by the district entitled ELLevation. The program is designed to help teachers understand the readiness levels of students so the teachers knows supports to put in place to support mastery of the taught content.

During PLC meetings on September 14, 2018, Mark Brady (ESU 7) and Shirley Vargas (NDE) trained the staff on effective EL strategies. During this professional development, the team was able to discuss anEL spreadsheet that the administrative team created (as noted in the last board update). Teachers were able to learn how to use the spreadsheet containing information about English Learners (ELs) in the school. As noted before, this spreadsheet provides teachers with information related to student achievement, supports needed, and other areas that may be helpful to the classroom teacher. The spreadsheet will allow every teacher within the building to quickly search students they work with, determine what instructional support the students need (based on information provided within the spreadsheet), and fully support ELs.

Instructional Leadership: English Learners
Strategy #2 All teachers will learn and implement effective EL strategies in their classrooms so that EL students are receiving consistent strategies that are purposeful, intentional, explicit and provide meaningful access to English Language proficiency and content standards with appropriate scaffolds and supports.

During Dr. Capps' visit, the admin team further discussed "unpacking" learning targets so that teachers can be intentional with their instruction and "breakdown" difficult terms found within the learning target. This process allows everyone in the class to understand the expectation/vocabulary. The administrative team worked closely with several teachers and modeled this strategy for them. As indicated earlier, clear learning targets will be a focus during the October 5th professional development. The picture to the left provides an example from a psychology class that was observed during a Value Added Coaching Session depicting the unpacking of the learning target.

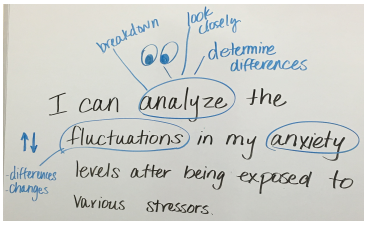

Clear, Compelling Direction
Strategy #2: Increase the frequency, clarity, and variety of two-way communication in a timely and efficient manner so that all stakeholders (i.e. students, staff, parents/guardians, community) will increase their knowledge of and commitment to the school vision, mission, core values, and goals.

The administrators and teachers will send Communication Surveys to parents during parent teacher conferences in October. The survey results will be analyzed and provide clarity on improvements needed within the school.

1. Academic Program: *Core Curriculum, Elective Course Offerings, College Credit/Early Entry, Alternative Education/Credit Recovery, Special Education Programs, Early Childhood Education and Title I, Rural Attendance Centers, Bi-lingual or Dual-language Programs*

1.a If the "perfect" school opened across the street from your building, what would they be doing to ensure all students achieve at or above grade level in core academic areas?

1.b Describe what effective schools do to ensure curriculum alignment and continuity of programs from elementary to middle and high school programs.

1.c Describe what schools of diversity could do to enhance learning, promote bilingual or dual language acquisition, and/or support academic achievement in the student's/parent's primary language.

1.d In the ideal school, what elective course offerings would they offer to provide a well-rounded education at your building/level?

1.e If the "perfect" school opened across the street from your building, what homework practices would they adopt to promote independent practice and extend learning opportunities at your building/level?

1.f Discuss the ideal specialized programs (Early Childhood, SPED, Title, Gifted, Credit Recovery, Alternative Education, College Credit). What would SCS need to do to provide these services at your building/level?

1.g If the "perfect" school opened across the street from your building, how would their school calendar/schedule ensure adequate time for all subject areas at your building/level? How many minutes per week, per class?

Goal: All students meet or exceed state standards in core academic areas.

Goal: K-12 curriculum that supports critical thinking, creativity, 21st century technology & vocational skills, visual & performing arts and bilingual education.

Target Areas:

1. Provide a well-articulated and aligned K-12 core curriculum.
   Strategy: Develop a textbook cycle and system to coordinate textbook updates.
   Strategy: Develop and implement a system to coordinate curriculum alignment.
   Strategy: Adopted and implemented a new K-5 Language Arts/Writing Program.
2. Provide quality instruction at all levels/programs.
   Strategy: Develop a professional development program to promote teaching/learning and classroom management.
   Strategy: Submit grant applications for SMS to improve student engagement/promote student achievement (SIG, 21st Century)
   Strategy: Develop the Schuyler Instructional Model
3. Balance the K-8 schedule to increase time for physical education, music, guidance, spelling, science, social studies, recess, etc…
   Strategy: Develop K-8 PE program focused on skill development, motor coordination, and social development.
   Strategy: Develop a schedule to provide a balance in core and elective programs at the elementary level.
4. Promote critical thinking, creativity, and 21st Century skills (honors, college credit classes, high ability, etc…)
   Strategy: Develop a plan to provide increased opportunities for advanced learners at all grade levels.
   Strategy: Develop and implement an after-school program for K-8 students/high ability learners.
   Stretegy: Develop and implement a summer-school program for K-8 students/high ability learners.
   Strategy: Improve access to college credit/dual credit classes for students pursuing post-secondary education.
5. Provide a comprehensive vocational program in grades 7-12
   Strategy: Develop a 7-12 curriculum focused on skills/awareness of vocational/ technical education and industrial trades.
6. Provide opportunities for dual language/bilingual education
   Strategy: Improve hiring practices with an emphasis on hiring bilingual teachers and support staff.
   Strategy: Develop a plan to provide Spanish classes to students at the elementary and middle school levels.
   Strategy: Adopt a program to certify high school students and staff as "Bilingual".
7. Provide alternative education opportunities and improve support for students struggling in the regular high school curriculum.
   Strategy: Improve academic performance/success and homework completion rates at the 9-12th grade level.
   Strategy: Develop and implement an alternative education option for students within the high school setting.

Action Plans

1. 2017 Implemented Bilingual Test for Jrs./Srs. enrolled in our Spanish IV class (10)
2. 2017 Increase the number of certification opportunities (Welding, OSHA, Bi-lingual)
3. 2017 Expanded classes offered through CCC in the career pathway program, from none to 5.
4. 2017 Expanded dual credit offerings through WSU and CCC, (3WSU and 9 CCC)
5. 2017 Expanded ELL core academic transition classes from 5 to 12.
6. 2017 Coordinate training for the adoption of new NDE Science Standards
7. 2017 Explore and prepare for a 6-8 ELA program that meets the expectations of the Nebraska ELA standards.
8. 2017 Expanded the SMS Curriculum to include Coding I and II, Broadcasting I and II, and Advanced Art available for 7th and 8th graders at SMS.
9. 2017 Expanded the SMS Curriculum to include Algebra and Physical Science for high school credit
10. 2017 Proficiency Scale Training for SMS Certified Staff Members conducted by ESU 7, Marzano Learning Sciences, and Marzano Research Labs
11. 2017 Begin Cognitive Coaching on a volunteer basis at High School. (teachers this year)

12. 2017 Continue to promote/compensate teachers attending State CTE conf. in Kearney. (4 teachers attended in 2017)
13. 2017 Proficiency Scale Training for SES Certified Staff Members conducted by ESU7.
14. 2017 APL refresher at SES.
15. 2017 Added Health Class to Specials Rotation at SES.
16. 2017 Coordinate meetings with local daycares and community to look at effectiveness of early childhood education.
17. 2017 SCS: Teachers and para-educators received MANDT training to learn strategies to deescalate behaviors.
18. 2017 SCS: We are contracting with ESU #7 four days a week for our school psychologist's services and one day a week for resource coach for SPED teachers dealing with "tough situation".
19. 2017 SMS: Lori and Pat built a schedule to ensure SPED students have a para-educator or sped teacher in the core subject classrooms. The SPED teachers and classroom teachers collaborate to make accommodations/modifications along with creating differentiate instruction for their students.
20. 2017 SCHS: Team teaching (core teachers and SPED teachers) in the core subject classrooms.
21. 2017 SCHS: Developing more Project Success classes. During the 2016-2017 school year, 94% of our students enrolled in Project Success earned a PASS status but didn't always earn all possible credits. Our goal is to aim towards more credits earned!
22. 2017 SCHS: Increase the utilization of WAC for SPED students which now has only one coordinator and has 4 periods with a SPED teacher assigned to assist with students success.
23. 2017 SCS: Streamlined the SAT process to improve the implementation so that struggling students will be able to get assistance sooner. SAT coordinators are in place in each building to give guidance in the process.
24. 2017 Preschool, SES, and SMS: Training along with coaching from Amy Mazankowski for the appropriate SPED teachers in the Intensive Verbal Behavior Program. Our Early Learners' paras have also completed Autism training.
25. 2017 Richland and Fisher's #24: Both schools have their own SPED teachers on staff to assist students.
26. 2017 Preschool, SES and SCHS: Hired highly qualified SPED teachers who have really empowered students.
27. 2017 SCHS: Purchased and implementing a new life skills curriculum.
28. 2017 SCHS: An 8th hour as been built into the schedule to support struggling students.
29. 2017 SES and SMS: All of the teachers have been through the Capturing Kids Arts training which has had a huge impact in each building.
30. 2017 SES and SMS: A group of para-educators have attended the para-educators training in Kearney.
31. 2017 SMS: Music therapy has been implemented into Mrs. Klein's classroom that focuses on eye gaze, voice volume, choice, compliance, sequencing, motor movement, etc.
32. 2017 SMS: This team of SPED teachers and para-educators are work with Amy Mazankowski on ideas to deal with our students that display challenging behaviors. She is working with the staff on best practices, consistency and behaviors.
33. 2016 Begin alignment of SCHS core curricula to the ACT Test (2016 Legislation on State Testing Program).
34. 2016 Contract with John Baylor on ACT Test Prep Program. NASB
35. 2016 Coordinate and implement four (4) dual/college credit options through WCS and CCC (12 Credits).
36. 2016 Develop and implement an achievement center program to support student achievement.
37. 2016 Career pathways program to provide eight (8) dual/college credit classes through CCC (24 Credits).
38. 2016 Develop and implement "project success" project based core classes as an alternative option for students.
39. 2016 Contract with McREL to analyze and develop improvement plans for English Language Learners (ELL).
40. 2016 Host APL Training (4 Days) for all teachers and administrators.
41. 2016 Develop and implement the Schuyler Instructional model (Marzano/APL).
42. 2016 Train and implement iObservation teacher/administration supervision and evaluation program district-wide.
43. 2016 Expand Spanish program at SCHS (1 FTE Teacher) to assess and certify Bilingual/Biliterate communication skills.
44. 2016 Implement a supplemental 4th grade social studies program that supports bilingual activities (Studies Weekly).
45. 2016 SMS continued partnership with Discovery Education. Implemented digital leaders core and instructional coaching.
46. 2016 SMS staff begins the writing of and implementation of learning scales (selected staff attended 2-day Marzano training)
47. 2015 Parent/Teachers/Administrators visited Language Immersion (bilingual) School in Lexington, NE.
48. 2015 Partnership with CCC to provide career pathway/vocational ed. program opportunities for 2016-17 school year.
49. 2015 Trained and implemented iObservation supervision and evaluation system for teachers and administrators.
50. 2015 4-Day district-wide APL training to promote implementation of Marzano instructional strategies. (Spring 2016)
51. 2015 Established a 21st Century K-8 Afterschool Program.
52. 2015 Expanded 21st Century Summer School Camps: June and July Sessions.
53. 2015 January Professional Development Focus: David Weber and VJ Smith.
54. 2015 April Professional Development Program: SCHS and selected staff: 1-Day APL Training.
55. 2014 Adopted and implemented Discovery Education Tech Books/Instruction model at SMS.
56. 2014 Recruited and retained bilingual teachers and support staff (preschool, SES, SMS, and SCHS).
57. 2014 Contracted with CTAC to promote and guide SIG process at SMS.
58. 2014 Developed Curriculum database program to provide alignment with curriculum goals and state standards.
59. 2014 Textbook/curriculum cycle. (K-5/9-12 Language Arts/Writing, K-5/9-12 Social Studies, FCS, K-12 Instr. Music, PE)
60. 2014 Changed elementary schedule to expand physical education, music education, and recess time.
61. 2014 Submitted and Awarded a school improvement grant for SMS.

62. 2014 Submitted and Awarded a K-8 21st Century Grant for afterschool/summer school programs.
63. 2014 Changed to Title I school-wide and implemented response-to-intervention (RTI) programs.
64. 2014 SES Organized PTA, Community Cafe (Parent Involvement).
65. 2014 Professional Development Focus: District-wide 3-Day Marzano Training.

2. School Activities Program: *Athletics, Fine Arts, Vocational and Social Clubs*

2.a If the "perfect" school opened across the street from your building, what would our activity (athletics and fine arts) programs need to do to compete with them?

2.b Describe the characteristics of a comprehensive health & physical education program and its contribution to a successful athletic program. How many minutes per week, per class?

2.c Describe a successful vocational, academic, and social club program.

2.d Describe what successful activities (athletics and fine arts) programs do to improve participation and retention of students from middle to high school.

Goal: All students participate in school activities that promote teamwork, physical fitness, work ethic, honesty, self-confidence, and sportsmanship.

Target Areas:

1. Comprehensive Physical Education program to promote health, fitness, skill development, and participation.
   Strategy: Develop a plan to provide K-8 physical education that promotes skill development, fine and gross motor coordination, and social development.
2. Provide a competitive athletic program.
   Strategy: Develop a plan to expand youth athletic programs to promote interest, skill development, and knowledge of sport.
   Strategy: Develop a plan to promote student participation and program success at the middle and high school levels.
3. Provide a competitive visual and performing arts and social club programs.
   Strategy: Develop a plan to promote student participation and improve program quality at the high school level.
   Strategy: Improve coordination, expansion, and scheduling of the 5-12 Band Program
4. Promote student/parent/community support at school activities.
   Strategy: Develop a plan to promote parent/student/community involvement at student activities.

Action Plans:

1. 2017 Began mandatory weight training for all sports a minimum of two times a week.
2. 2017 In April we provided APL training for all coaches and sponsors.
3. 2017 Continue monthly coaches meetings with Jr./Sr. High coaches.
4. 2017 All head coaches developed 1-3 year action plans to increase participation and success.
5. 2017 We went from 4 out of 14 head coaches living in our district to 7 out of 14 living in our district.
6. 2017 Each sport completes at least one community service project during their season to connect with the community.
7. 2017 Incorporated end of season athlete survey for all HS sports to gain input on program.
8. 2017 Develop "Athletic Report Card" to measure the leadership of our AD office from yr. to yr. (Share with public/Board Report)
9. 2017 SMS coaches and MS AD have coached multiple sport teams organized by the SCS youth sports director including basketball, flag football, and youth wrestling
10. 2017 Head SMS boys basketball coach Lewis Evans and MS AD Jesse Zavadil have worked with parent coaches to help coordinate continued YMCA teams
11. 2017 Scrimmages were made available to JH girls volleyball and girls basketball scrimmages for E and F teams. Games have been added to both middle school basketball and volleyball seasons.
12. 2017 SMS AD and SCS youth sports director have worked together to promote activities and use SMS, SES, and the SCS Field House for youth programs
13. 2017 SMS and SCHS ADs hold monthly meetings with coaching staffs to improve communication and program outcomes
14. 2017 End of season meetings with MS Head Coaches have been implemented
15. 2017 SMS AD and Warrior Academy program directors have coordinated with SCS youth sports director coordinate coaches, facilities and equipment for after school program athletic clubs
16. 2017 Added Youth Volleyball Program 3-6.
17. 2017 Worked with new community program to continue 3-6 tackle football.
18. 2017 Increased numbers for all youth activities.
19. 2017
20. 2017
21. 2017
22. 2017 Warrior Academy wrestling and soccer programs have been added to offering of MS after school clubs.
23. 2016 Hire 7-8 Asst. Principal/AD to support student achievement and coordinate and promote junior high activities.
24. 2016 Reassigned K-6 AD to expand and improve coordination of K-6 Youth Programs in the community.
25. 2016 Restructure adult activity pass program to increase attendance at school activities and promote access to the field house.
26. 2016 Add a .5 FTE instructor to improve middle school instrumental music program and high school marching band program.
27. 2016 Expand marching band program to include 8th grade students.
28. 2016 Replace high school band uniforms to accommodate increased numbers of marching band.

29. 2016 Increase participation and competitive speech/drama programs. 2015 Class B One-Act Play State Champions.
30. 2016 Competitive Athletic Programs: Wrestling Individual State Champions and State Qualifier in Boys Soccer.
31. 2015 Promoted business sponsorships of home football games to increase attendance.
32. 2015 SMS/SCHS $10 Student Activity Fee Program to promote student attendance at school activities. (Fee waiver eligible)
33. 2015 Hire a K-8 youth programs director for school/community activities.
34. 2015 Assigned SCHS speech class connected to competitive speech program to improve participation numbers.
35. 2015 Increased vocal music at SMS and SCHS show choir to incorporate dance into the music program.
36. 2014 Implemented preschool/Afterschool tuition waiver program implemented to promote parent involvement.
37. 2014 Implemented increased frequency and expanded K-8 physical education curriculum and staff.
38. 2014 Implemented increased participation in activities at SMS (football, volleyball, cross-country, wrestling, basketball, and track)
39. 2014 Conducted parent focus groups to improve parent involvement.
40. 2014 Host annual meetings with parent core group to develop PTA at SES.
41. 2014 Host Community Cafe at SES (Parent driven group looking at ways they can be more involved in the school setting)

3. Technology Program: *IT infrastructure, Hardware and Software, Curriculum and Training*

3.a If the "perfect" school opened across the street from your building and had a state-of-the-art technology program, what would that look like?

3.b If the "perfect" school opened across the street from your building, what core technology competencies would they require at your grade level?

3.c If the "perfect" school opened across the street from your building, what professional development would they provide to promote effective use of technology in the classroom?

3.d Describe the characteristics of an innovative, state-of-the-art technology program at your building/level.

Goal: State-of-the-art technology program to improve learning for students and promote an effective learning environment.

Target Areas:

1. Hire an IT staff to support implementation of technology for teaching and learning.
   Strategy: Develop job descriptions and hire/assign technology staff.
   Strategy: Develop a professional development plan to promote technology implementation and improved student achievement.

2. Develop and implement a professional development program in support of staff/student learning
   Strategy: Develop and implement a program to manage staff requests and equipment maintenance.
   Strategy: Host district-wide professional development workshops in support of learning with technology.
   Strategy: Provide ongoing professional development

3. Develop a technology plan to prioritize hardware and software purchases at each building.
   Strategy: Develop a budget and timeline to support hardware & software purchases and professional development.

Action Plans

1. 2017 Hosted the Fall Technology Fair – Four C's theme (communication, critical thinking, creativity, & collaboration)
2. 2017 Contracted with Blackboard to create new district/building web sites, SCS mobile app, & mass notification system
3. 2017 Replacement schedule - 50 teacher laptops, classroom projectors, both SMS business labs, SES lab, SCHS CAD lab, & copiers at Fishers, SMS, and SES.
4. 2017 Continued replacement cycle for student iPads – purchased new iPads for all incoming 6th & 9th graders
5. 2017 Added two more carts of iPads to SES fleet giving them a total of six carts of iPads (approx. 150 ipads)
6. 2017 Added food service "pay online" feature to Infinite Campus portal for parents
7. 2017 Segmented (vlan) district network & assigned each building it's own unique IP scheme to improve network performance
8. 2017 SMS gym projector, large screen, sound system, and speakers. New SCHS classrooms – classroom projectors & wifi.
9. 2017 SMS replaced the intercom/paging system
10. 2017 New remote control camera/microphone system in new SCHS music room to broadcast board meetings live.
11. 2017 Launch new App to connect parents/community to school
12. 2017 Increase use of social media through new SCS website and app
13. 2017 SMS has implemented a school wide peer technology team and self-sustaining professional development program to compliment district initiatives.
14. 2017
15. 2017
16. 2017
17. 2017
18. 2017
19. 2017
20. 2017
21. 2016 Host the fall technology conference (contract speakers, secure vendors, develop schedule, etc…)
22. 2016 Develop and implement iPad replacement program for SMS/SCHS and expand iPad use at K-5 levels
23. 2016 Replaced teacher computers and iPads and installed file wave to manage all district equipment.
24. 2016 Contract with Gaggle to provide support for communication management and student safety (Grades 6-12).
25. 2015 Received e-rate support to upgrade WIFI (wiring, access points, new AP's, new switches) $100,000 investment.
    SES: Completed Preschool: Completed Alternative Ed: Completed
    SMS: Completed SCHS: Completed Richland/Fishers: Completed
26. Moved the Schuyler Resource Center to the Homestead Center, installed and maintain Internet service and lab support.
27. 2015 Hosted SCS Fall Tech Fair to promote digital literacy, technology awareness, and connected learning.
28. 2015 Hosted student/staff/parent technology workshop (Kevin Honeycutt) in January 2015.
29. 2015 Participated in planning sessions for Schuyler Media Network.
30. 2015 Purchased and installed 35 new projectors across the district to replace out-of-date equipment.
31. 2015 Replaced 40 teacher laptops across the district.

32. 2015 SMS Broadcasting Studio: Installed equipment and developed class.
33. 2015 Preschool: All teachers received iPads, 4 classrooms received projectors/whiteboards, moved copier from Richland.
34. 2015 SES: All teachers received new iPads. 50 MBP laptops replaced two netbook carts, new copiers, 3 carts (75 iPads) rolled down from SCHS and SMS students.
35. 2015 Fishers: All teachers received new iPads, new copier, 10 iPads rolled down from SCHS and SMS students.
36. 2015 Richland: All teachers received new iPads, new copier, 10 MBP laptop cart.
37. 2015 SMS: Installed new fiber backbone between wiring closets, new copier.
38. 2015 SCHS: Class of 2019 received new iPad Air 2's. (130 iPads)
39. 2015 Develop a replacement cycle for technology hardware and software programs.
40. 2015 Develop a replacement/redistribution cycle for copy machines across the district.
41. 2015 Develop a plan an submit an RFP to upgrade building networks (e-rate funded).
42. 2015 Expand computer and iPad access at SES and Rural Attendance Centers.
43. 2014 Implemented STRIV activities video streaming program at SMS and SCHS.
44. 2014 Expanded tech support for Discovery Education Program implementation at SMS.
45. 2014 Expanded tech support for Community Training and Assistance Center (CTAC) at SMS.
46. 2014 SMS Staff attend Spring NETA Conference as per SIG Program (tech team, SMS staff).
47. 2014 Support staff professional development program using the portal and EMC videos.
48. 2014 All 6th and 7th grade SMS students received iPads (SIG Grant).
49. 2014 Relocated technology department to SMS east wing to improve coordination of services
50. 2014 Expanded tech team from a 2-person department to a 5-person department.
51. 2014 Developed and implemented a filemaker database to track and communicate technology maintenance and repairs.

4. Transportation Program: *Vehicles/Fleet, Transportation System, Traffic Management Arrival and Dismissal*

4.a If the "perfect" school opened across the street from your building, what would their transportation program and scheduling system include to accommodate their academic/activity program needs?

4.b If the "perfect" school opened across the street from your building, what additional vehicles would they include in their fleet to accommodate their academic/activity program needs? How often would they update their vehicles?

4.c In the ideal school system, what would our transportation program need to do to better accommodate family needs and improve traffic flow and safety around your building?

Goal: Safe and efficient transportation system.

Target Areas:

1. Provide safe routes to schools (Sidewalks, streets, etc…)
   - **Strategy:** In coordination with the City of Schuyler, develop a plan to provide safe routes at the elementary building.
   - **Strategy:** In coordination with the City of Schuyler, develop a plan to provide safe routes at the middle school building (Highway 15 and 9th Street)

2. Provide a K-5 transportation program
   - **Strategy:** Develop a proposal to provide inter-city transportation program for students.
   - **Strategy:** Develop and implement an afterschool program to stagger release times and improve traffic flow at the elementary building.

3. Develop a transportation system and vehicle replacement plan
   - **Strategy:** Develop and implement a vehicle management and maintenance plan.
   - **Strategy:** Develop and implement a vehicle replacement cycle and budget plan.
   - **Strategy:** Develop and implement a system to manage transportation requests and vehicle assignment.

Action Plans

1. 2017 Purchased a 2017 Grasshopper Mower (60" 725DT-6)
2. 2017 Developed a large equipment database with a replacement schedule.
3. 2017 Purchased a scissors lift to improve safety/efficiency for maintenance staff.
4. 2017 Purchased 2013 International Bus (71 Passenger #71A)
5. 2017 Purchased 2016 Ford Taurus (Silver 51)
6. 2017 Purchased a 2010 Maintenance Pickup (Black 47)
7. 2017 A parking map was created for SMS and mailed home to parents
8. 2017 Signage was purchased for SMS parking lots.
9. 2017 Sidewalk added for safe route to SES.
10. 2017
11. 2017
12. 2017
13. 2016 Purchased a 2017 Blue Bird Bus. (Bus 77B)
14. 2016 Purchased a 2016 Ford Taurus. (Car 49)
15. 2016 Purchased a 2011 Maintenance Pickup. (Red Truck)
16. 2016 City of Schuyler, NDOR and SCS: Highway 15 crossing at SMS. (Approved, not completed).
17. 2015 Purchased a 2009 Maintenance Pickup. (Blue Truck)
18. 2015 Purchased a 2014 Econoline E350 Van. (Van #6)
19. 2015 Purchased a 2016 Blue Bird Bus. (77A)
20. 2015 Develop transportation management and request system on the portal.
21. 2015 City of Schuyler, NDOR and SCS: Highway 15 crossing at SMS. (Approved, not completed).
22. 2014 Inter-City K-5 before and after school busing program to reduce traffic congestion.
23. 2014 Purchased a 2014 Ford Taurus. (Car 17)
24. 2014 Purchased a 2014 Econoline E350 Van. (Van 8)
25. 2014 Purchased a 2016 Blue Bird Bus. (Bus 77)
26. 2014 Fix north parking lot lights at SES (Safety and Security) (Completed December 2014).
27. 2014 City of Schuyler provided crossing guard at SMS.
28. 2014 Recruit, train and expand the number of licensed route bus drivers in the district.
29. 2014 Changed K-5 building before and after school pickup traffic routes at SES.

5. Building and Grounds Program: *Maintenance Reporting System, New Construction/Remodel Program, and Safety Program*

5.a If the "perfect" school opened across the street from your building, what additional facilities would SCS need to add to compete with their academic and activities programs?

5.b In the ideal school, what suggestions would you share to assist the board of education in determining priorities for facilities maintenance, remodeling, and new construction?

5.c If the "perfect" school opened across the street from your building, what would SCS need to do to upgrade your campus to provide state-of-the-art facilities and improve safety and security?

5.d What ideas would you share to encourage better use of our present facilities (North Ward, Rural Schools) to accommodate increased enrollment numbers at the elementary level?

Goal: Secure, quality, modern educational facilities.

Target Areas:

1. Provide quality education facilities to support for all academic programs
   Strategy: Develop a system to manage maintenance requests and timeline for facility improvement.
   Strategy: Develop a plan to expand classroom space at the high school building for vocal and instrumental music and social studies.
2. Provide quality education facilities for early childhood program expansion
   Strategy: Explore options to renovate the Northward building to provide improved environment for early childhood programs.
3. Provide quality practice and contest facilities for all athletic/fitness programs
   Strategy: Develop a plan to expand physical education and athletic practice facilities at the middle school building.
4. Provide quality facilities for fine-arts programs.
   Strategy: Develop a finance plan and timeline for the construction of a new visual and performing arts education center.

Action Plans:

1. 2017 Hosted community meetings and materials to present and discuss the need to construct 6 classrooms/music room.
2. 2017 Sold and removed portable classroom buildings at SCHS
3. 2017 Hired an architect, engineers, contractors to construct a new southeast classroom wing at SCHS.
4. 2017 Graded and paved a 50 car parking lot at SCHS with a drop-off zone for improved traffic flow and safety.
5. 2017 Completed landscape projects at the preschool and middle school buildings.
6. 2017 Remodeled SCHS southwest wing hallway (walls, tile, lights, water fountain)
7. 2017 Completed SMS trophy cases in the lobby/lunchroom
8. 2017 Completed storage area for the field house/physical education equipment.
9. 2017 Replaced carpet in SCHS business and math rooms.
10. 2017 SES completed the sidewalk south to Denver Street and water fountain in the lunchroom.
11. 2017 SMS completed air conditioning system in the gymnasium
12. 2017 SMS has partnered with the SCHS Horticulture program and SMS Warrior Academy to update the plant beds
13. 2017 SES worked with Mrs. Trotter to improve aesthetics of the main entrance to the building.
14. 2017 Added new drinking fountain, which includes bottle filler.
15. 2017
16. 2017
17. 2017
18. 2017
19. 2017
20. 2016 Tuckpoint, caulk, paint, and seal exterior brick surface of the preschool building.
21. 2016 Improve preschool playground, landscaping and perimeter fence.
22. 2016 Develop preliminary plans for SCHS building classroom addition (Phase 1)
23. 2016 Remodeled SCHS west hallway, painted mural, and added trophy cases, and epoxy floor in west gym area.
24. 2016 Replaced SMS gym floor, paint the walls and repainted mural on east wall.
25. 2016 Replaced two (2) HVAC units at the middle school site.
26. 2016 Replaced sewer lines in the middle school science and food service areas.
27. 2016 Installed new lights on the south side of the middle school building (street and parking).
28. 2016 Completed highway 15 mid-block crosswalks at the SMS, city provides crossing guards before and after school.
29. 2016 Replaced partitions in the 6th and 7th Grade restrooms at SMS and repainted restrooms at SES..
30. 2016 Installed underground sprinkler system on the east lawn of the high school building.
31. 2016 Expanded shot put and discus facilities and painted the concession stand at the high school football/track complex.
32. 2016 Constructed a storage loft at SES garage and installed storage room shelves at SES and SMS.
33. 2016 Updated the fire alarm system and replace smoke detectors at SCHS.
34. 2016 Repainted main hallway and Kindergarten classroom door at Fishers #24.
35. 2016 New carpet in the 5th/6th/ 7th/8th grade classroom at Richland.

36. 2015 Begin construction for SMS Rec. Center: Completion, November 2016.
37. 2015 Let bids and award the contract to Bierman Contractors to build the Rec. Center at SMS.
38. 2015 Remodeled SCHS West Lobby and Restrooms.
39. 2015 Install new lighting in the middle school gymnasium.
40. 2015 Hire an architect and approve the plan to build a Rec. Center at SMS.
41. 2015 Install new lighting in the East Gymnasium
42. 2015 Visit indoor recreation facilities in Omaha and Lincoln.
43. 2015 Architects develop a plan to install a fire escape and use of the 2nd floor for early childhood programs.
44. 2015 Recruit a contractor and award a contract to construct the fire escape as proposed.
45. 2015 Remodel 2nd floor of the Preschool Building.
46. 2014 Upgrade SES playground with donation from PTA.
47. 2014 Install new lighting in the West Gymnasium.
48. 2014 Develop and implement building improvement and remodeling plan.
49. 2014 Develop and implement maintenance request program on the FMP portal.
50. 2015 Develop a building, finance, and construction plan for a new Rec. Center at SMS.
51. 2015 Update playground equipment for preschool that meets Rule 11.
52. 2014 Develop and implement a program to manage maintenance requests and schedule for building updates.
53. 2014 Remodel the 1st floor of the Preschool Building.
54. 2014 New flooring in the SCHS Men's and Women's Locker Rooms.

6. Support Programs: *Food Service, Nursing, Health, Emergency/Crisis, and Para-Educator Programs*

6.a If the "perfect" school opened across the street from your building, what would their food service program provide?

6.b If the "perfect" school opened across the street from your building, what would their nursing program provide in response to the increased medical/dietary needs of students?

6.c If the "perfect" school opened across the street from your building, what role would para-educators provide in supporting student learning in regular or special service classrooms?

6.d Schools must be prepared to deal with a variety of emergency and crisis situations. Identify those items Schuyler would need to include in their crisis intervention plan to ensure an appropriate response and promote a safe environment for all students and staff?

Goal: Quality Food Service, Nursing, Para-Educator, and Safety/Security

Target Areas:

1. Provide a student friendly food service program with a balance of menu options.
   Strategy: Coordinate efforts to allow students/parents input on monthly menu options.
2. Provide job descriptions and adequate training program for para-educators working with students.
   Strategy: Develop job descriptions and evaluation instruments to guide para-educators in their work.
   Strategy: Develop and implement a professional development program and schedule for para-educators.
3. Provide a safe and secure learning environment for all students.
   Strategy: Review and update the district-wide security/crisis plan.
   Strategy: Review and update safety and security assessment, protocol, training, and support.
4. Provide guidance counselors and program training at the elementary and middle school levels.
   Strategy: Increase guidance counselor FTE at the elementary and middle school buildings.
   Strategy: Expand programs and training at the elementary and middle school levels.

Action Plans:

1. 2017 Created a schedule district wide to provide full-time nursing services at SES, SMS, and SCHS.
2. 2017 SMS, and SES Paraprofessionals have participated in ongoing professional development (State Paraprofessional Conference, Mental Health First Aid, ESU 7 Bi-Monthly Training)
3. 2017
4. 2017
5. 2017
6. 2017
7. 2017
8. 2017
9. 2017
10. 2016 Expand elementary guidance program and increased from 1.5 to 2 full-time counselors.
11. 2016 Expand middle school guidance program and increased from .5 to 1 full-time counselor.
12. 2016 Partner with East Central Health to provide a behavior health counselor at SMS/SCHS (2 days per week).
13. 2016 Finalize Colfax County Crisis Preparedness Manual.
14. 2016 Complete District-wide Crisis and Emergency Response Manual.
15. 2016 Contract with Nesbitt and Associates to conduct the annual School Safety and Security Assessment Report.
16. 2015 Staff completed Crisis/Safety Survey to inform future professional development needs and facility upgrades.
17. 2015 Review 2015-16 Nursing program and feasibility of providing full-time nurses at SES, SMS, and SCHS.
18. 2015 Expand food service at SES and SMS to include: breakfast, lunch, and supper programs.
19. 2015 Expand Foundation Staff Recognition Program to include food service, custodial, and office personnel.
20. 2015 Pilot Food Service Program: Offer fruit/salad option to Rural Schools (March/April/May).
21. 2015 Offer scratch meal one day per week for the remainder of the 2014-15 school year.
22. 2015 Nesbitt and Associates conduct Crisis Response training for all PK-12 all staff and first responders.
23. 2015 Hired Nesbitt and Associates, Inc. to provide new Crisis Manuals and update safety protocol across the district.
24. 2015 Schedule the Crisis Response Program training for first responders and members of the district crisis team.
25. 2015 Implement the EMC professional development program for support staff.
26. 2014 Expanded breakfast program at SMS and SCHS to include Grab-n-Go breakfast.
27. 2014 Conducted workshops to train access to the Rapid Responder website to manage crisis team information.
28. 2014 Develop and implement job descriptions, self-evaluation and evaluation instruments for para-educators.
29. 2014 Implement the EMC professional development program for support staff.

7. School Governance and Public Relations: *School Board, Administration, Guidance and Counseling, Parent Involvement, Business Partnerships*

7.a If the "perfect" school opened across the street from your building, what communication systems would their board and administration use to promote trust and transparency?

7.b If the "perfect" school opened across the street from your building, what strategies would their board of education use to prioritize spending, determine financial stability, and ensure sufficient capital to carry out short and long range goals?

7.c Describe an effective guidance, counseling, and career education program and its role in providing personal, social, academic, college and career information to students/parents.

7.d What management personnel, resources, skills and/or equipment would we need to create the ideal office environment at your building/level?

7.e Describe effective leadership and identify your administrators' role in supporting professional development and developing an effective learning climate at your building.

7.f If the "perfect" school opened across the street from your building, what would their parents say about their school?

7.g If the "perfect' school opened across the street from your building, what would their business community do to build a strong relationship with the school and encourage their youth to return to Schuyler as young adults?

Goal: Board and Administration reflect quality leadership, management and communication skills to promote staff morale and involvement from all stakeholders.

Target Areas:

1. Provide a system to promote staff and community input and improve internal/external communication with all stakeholders.
   - **Strategy:** Expand the district website to provide increased access to information and promote staff/parent/community relations.
   - **Strategy:** Develop a plan to make better use of newspapers, local TV programs, school electronic signs, Cargill Bulletin Board, and school/community meetings to communicate with our parents and district patrons.
   - **Strategy:** Develop a schedule for parent/community workshops to promote increased involvement and awareness of technology used in the district.
   - **Strategy:** Explore options for electronically translating websites, meeting information, etc… to allow parents and non-English speaking community members' access to important information.
   - **Strategy:** Develop a plan to increase the number of professionals proficient in both English and Spanish.
   - **Strategy:** Develop a plan to expand opportunities for parents and community members to volunteer at the elementary level.
   - **Strategy:** Expand community partnerships in support of improved communication, programs, housing, and leadership.

Action Plans

1. 2017 Researched different ways to increase parent involvement. Warrior Showcase (2016—32% and 2017—58%)
2. 2017 SMS Broadcasting students have were hired to film and provide commentary for high school level events by News Channel Nebraska
3. 2017 SMS created a 6th grade transition night for all incoming SMS 6th graders.
4. 2017 SMS created a new way in conducting PT Conferences (100% contact for all students)
5. 2017
6. 2017
7. 2017
8. 2017
9. 2017
10. 2017
11. 2017
12. 2016 Replaced the depleted general fund cash reserve and balanced budgets in all district programs.
13. 2016 Continue to expand and support school/community partnerships (education, activities, housing, leadership, etc…)
14. 2016 Contract with Flippin Group: Leadership Blueprint to business/community leaders (May 25 & 26) at Retreat Center.
15. 2016 Improve monthly coordination of websites, electronic boards, media players, print media, etc…
16. 2016 Schuyler Home Builder's Association constructs 8 workforce houses with "Rent Guarantee Program".
17. 2016 Schuyler Home Builder's Association constructs 7 duplex rentals (14 units) for senior citizens.
18. 2016 Board of Education adopts workforce housing incentive plan.
19. 2015 Home Builders Association expanded speculative housing projects in Schuyler from 1 to 4 houses per year.
20. 2015 Home Builders Association/City of Schuyler agreement with Messner Development to plan/build homes in Schuyler.
21. 2015 Schuyler Utilities completed sanitary lift station opening the Water Tower 2nd Subdivision for future home building.
22. 2015 Participated in Planning for Schuyler Media Network and Creation of Schuyler News Bureau.
23. 2015 Purchased touch screen and installed hallway monitors at SCHS (to be completed January 2016)
24. 2015 Signed agreement with Homestead Bank for office space for Community Resource and UNL Extension Educator.
25. 2015 Partnership with NE Dept. of Labor and Cargill and changed Resource Center to Colfax County Workforce Center.
26. 2015 City of Schuyler signed inter-local agreement with SCS to promote and support housing development.

27. 2015 Partner with Schuyler Foundation to raise $100,000 in support of the Rec. Center project.
28. 2015 Sign agreement with Cargill Meat Solutions to donate $276,000 to the Rec Center project.
29. 2015 $226,000 donation from a Schuyler Alumni to Foundation for student scholarships.
30. 2015 Hosted student/staff/parent technology workshop (Kevin Honeycutt) in January 2015.
31. 2015 Expanded Foundation Staff Recognition Program to include food service, custodial, and office personnel.
32. 2014 Meet annually with community patrons, Cargill employees, and community leaders to set strategic planning priorities.
33. 2014 Annual Schuyler Lumber and SCS contract for house construction project.
34. 2014 Expanded and updated websites to include Facebook and Twitter.
35. 2014 Coordinate with Schuyler Community Development and Housing Director to conduct a district-wide housing survey.
36. 2014 City of Schuyler hired a full-time housing director to develop housing program.

8. School Climate (Students and Adults): Virginia Semerad, Brian Vavricek, Rich Brabec

Professional Development, Professional Conduct and Commitment, Program, Staffing/Assignment/Student/Teacher Ratio, Learning Environment, Behavior Management

8.a If the "perfect" school opened across the street from your building, what would their staff say about their building climate, school culture, learning environment, class sizes, etc..?

8.b If the "perfect" school opened across the street from your building, what would their professional development program focus on to promote a balance in individual and district-wide staff training and program improvement?

8.c Describe the impact of successful staff development and positive school climate and its impact on achieving the desired behavior and professionalism at your building or level.

8.d If the "perfect" school opened across the street from your building, what would their students say about their school?

8.e Describe the educational programs used in effective schools at your level to promote cultural awareness and genuine interest in students.

8.c Describe expected behavior of students in effective schools at your level and your perspective on the impact of education vs. punishment in achieving the desired behavior.

Goal: Create and support a safe, positive, caring learning environment focused on improvement and success.

Target Areas:

1. Provide a positive work/school environment.
   - **Strategy:** Develop and implement a plan to emphasize the impact of a positive staff/student climate on student achievement and staff retention.
   - **Strategy:** Research and develop a behavior management system that promotes consistent expectations, and improved student performance.
   - **Strategy:** Expand recognition program to recognize and reward employee performance.
2. Provide an effective orientation system and a strong mentor program for new teachers.
   - **Strategy:** Develop an orientation and professional development program to support new teachers to the district.
3. Provide classroom resources, technology, and training to meet the educational needs of all students.
   - **Strategy:** Develop a district-wide system to coordinate teacher requisition and classroom inventory.
   - **Strategy:** Develop a professional development calendar outlining educational programs for certificated and classified staff throughout the school year.

Action Plans:

1. 2017 Principals involved in the selection of quarterly outstanding employees.
2. 2017 Formed a team of employees and the district foundation for the process of recognizing outstanding employees.
3. 2017 Continue to support the use of APL and Project Based Learning through Discovery Education.
4. 2017 A braided funding partnership was created with CHI to provide Capturing Kids Hearts Training for all certified staff members at SMS, Richland, Fischer's, all new PK-5 staff, and a focus group from SCHS
5. 2017 A United Way grant was provided to assist SCS in expanding the TeamMates program.
6. 2017 Capturing Kids Hearts and APL at SES
7. 2017
8. 2017
9. 2017
10. 2017
11. 2016 Awarded a 5-year School Improvement Grant at SCHS focused on improving student engagement and achievement.
12. 2016 Coordinate employee recognition programs to recognize longevity, performance, retirement, etc…
13. 2016 Train the APL model to provide consistency in classroom instruction and behavior management.
14. 2016 Develop and implement a focus on Respect, Responsibility, and Work Ethic district-wide.
15. 2016 Develop and coordinate parent/teacher conference schedule to improve parent participation at SMS/SCHS.
16. 2016 Contract with the Flippin Group to train/implement "Capturing Kids Hearts" program at SES.
17. 2016 Expand the new teacher orientation program to include APL Training in September (WSC/ESU 1).
18. 2016 Join NENTA (Northeast Nebraska Teacher Academy) at WSC to expand sub pool and recruit prospective teachers.
19. 2015 Team of administrators/staff completed Capturing Kids Hearts Training and Certification.
20. 2015 Developed and implemented a district-wide "new" teacher orientation program.
21. 2015 SMS/SCHS mentoring programs to promote student/teacher relationships and improve communication with parents.
22. 2015 SCHS/selected staff members participated in 1 Day APL workshop. 4-Day district-wide training (Spring 2016)
23. 2015 Hosted district-wide professional development workshop to promote staff relationships and morale. (Dave Weber)
24. 2015 Hosted district-wide professional development workshop to promote communication. (VJ Smith)
25. 2014 Hired CTAC to work with SMS staff on managing change, school climate, and interpreting school data.
26. 2014 Developed and implemented Counseling Center focused on providing support for teacher/student relationships.
27. 2014 Developed and implemented annual SCS teacher incentive program.
28. 2014 Implemented new annual requisition program to streamline purchasing and inventory management.