Schuyler Community Schools
Board of Education Regular Meeting
Monday, March 12, 2018 6:30 PM
Schuyler Central High School Music Room
120 W. 20th St.
Schuyler, NE 68661-2400

I. Call Meeting to Order
Discussion: President Brabec called the meeting to order at 6:33 PM. The SCS Mission Statement was read.

I.A. Pledge of Allegiance
Discussion: All present participated in the Pledge of Allegiance.

I.B. Declaration of Open Meeting
Discussion: This meeting was preceded by advance notice and declared to be in open session.

II. Approval of Consent Agenda

II.A. Agenda

II.B. Minutes

II.C. Acceptance of Claims

II.C.1. Bills of $5,000 or more

II.D. Financial

II.E. Other Listed Reports

III. Public Forum - We ask that all presentation be limited in their length.

III.A. Recognition of visitors and guests

III.B. Other topics (limited to 5 minutes - subject to guidelines of the Board Participation Policy)

III.C. Student Representative's Report
Discussion: Carlos Alarcon reported that we are starting a new quarter. Spring sports are getting underway. The speech team is at District competition. Carlos reported that the students also wanted to thank Mr. Brabec for standing up for Schuyler Community Schools and all the students at the meeting with the Nebraska Department of Education that was held in Lincoln and that the students thought of him as a hero.

IV. Action Items

IV.A. Americanism: Curriculum, Assessment, and Instructional Programs

IV.A.1. Consider, discuss, and take action to approve the 2017 textbook replacement and curriculum updates.
Discussion: Dr. Gibbons reported about process that they use for replacing text books. Questions were asked about the elementary building piloting a new reading program call Wonders. Dr. Gibbons addressed the difference between the Reading Mastery and Wonders programs and how the Wonders will benefit the students.

IV.A.2. Consider, discuss, and take action to approve the Interlocal agreement with Central Community College.

IV.A.3. Consider, discuss and take action to approve 2018-2019 Special Education Services with ESU 7.

IV.A.4. Consider, discuss, and take action to approve the contract with Central Nebraska Rehabilitation Services for physical and occupational therapy services.

Discussion: There was some discussion on if the contract should be for one or a three year contract. Even though everyone is happy currently with the services provided it was noted that are you then committed to the contract even if you would be unhappy with the services provided they following year. It was decided to enter into the one year contract.

IV.B.Building, Grounds, and Transportation

IV.B.1. Consider, discuss, and take action to approve the 2018 vehicle replacement plan

Discussion: They are looking for a cargo van without windows and the other vehicle is pickup to replace an old van.

IV.B.2. Consider, discuss, and take action to accept the bid from Reineke Ford for a 2013 Ford Pickup.

IV.B.3. Consider, discuss, and take action to approve the 2018 equipment replacement plan

Discussion: We are on the 2nd year of the placement plan. We are looking for a gator, carpet extractor and a blade for the pickup to aid in snow removal for the district. for this year.

IV.B.4. Consider, discuss, and take action to approve 2018 Building and Grounds Summer Maintenance Plan

IV.C.Governance: Public Relations, Technology, and Planning

IV.C.1. Consider, discuss, and take action to approve the 2018 technology replacement plan.

Discussion: The older IPad's will be used at SES and the Rural schools. They will then have over 500 devices to be used.

IV.D. Budget, finance, negotiations, and personnel

IV.D.1. Consider, discuss, and take action to approve the Resolution to authorize the Colfax County Treasurer to withold April tax receipts in the amount of $211,362.57 and pay the total withholding to Cargill Meat Solutions Corp on or before June 15, 2018.

Discussion: There was discussion on how this money will then be used to support housing in Schuyler .

IV.D.2. Consider, discuss, and take action to approve teacher early retirement requests.

IV.D.3. Consider, discuss, and take action to approve staff resignations

IV.D.4. Consider, discuss, and take action to approve new hire recommendations

Discussion: New hire recommendations

Mollie Maresh: Vocational Agriculture Teacher

Joel Carrillo: High School Math Teacher

Hope Pedersen: SES Teacher

Odalys Cruz: SMS Math/Spanish Teacher

IV.D.5. Consider, discuss, and take action to approve 2018-19 support program coordinators and directors contracts

V. Discussion Items and Reports

V.A. Principals Reports

V.B. Directors Reports

V.C. Superintendent's Report

V.D. Board Member/Committee Reports
VI. Correspondence Items
VII. Adjournment

Prepared by: Christina Bywater, Secretary to the Board

Schuyler Community Schools
Board of Education Regular Meeting
Monday, March 12, 2018 6:30 PM
Schuyler Central High School Music Room
401 Adam St.
Schuyler, NE 68661

I. Call Meeting to Order

I.A. Pledge of Allegiance

I.B. Declaration of Open Meeting

II. Approval of Consent Agenda

II.A. Agenda

II.B. Minutes

II.C. Acceptance of Claims

II.C.1. Bills of $5,000 or more

II.D. Financial

II.E. Other Listed Reports

III. Public Forum - We ask that all presentation be limited in their length.

III.A. Recognition of visitors and guests

III.B. Other topics (limited to 5 minutes - subject to guidelines of the Board Participation Policy)

III.C. Student Representative's Report

IV. Action Items

IV.A. Americanism: Curriculum, Assessment, and Instructional Programs

IV.A.1. Consider, discuss, and take action to approve the 2017 textbook replacement and curriculum updates.

IV.A.2. Consider, discuss, and take action to approve the Interlocal agreement with Central Community College.

IV.A.3. Consider, discuss and take action to approve 2018-2019 Special Education Services with ESU 7.

IV.A.4. Consider, discuss, and take action to approve the contract with Central Nebraska Rehabilitation Services for physical and occupational therapy services.

IV.B. Building, Grounds, and Transportation

IV.B.1. Consider, discuss, and take action to approve the 2018 vehicle replacement plan

IV.B.2. Consider, discuss, and take action to accept the bid from Reineke Ford for a 2013 Ford Pickup.

IV.B.3. Consider, discuss, and take action to approve the 2018 equipment replacement plan

IV.B.4. Consider, discuss, and take action to approve 2018 Building and Grounds Summer Maintenance Plan

IV.C. Governance: Public Relations, Technology, and Planning

IV.C.1. Consider, discuss, and take action to approve the 2018 technology replacement plan.

IV.D. Budget, finance, negotiations, and personnel

IV.D.1. Consider, discuss, and take action to approve the Resolution to authorize the Colfax County Treasurer to withold April tax receipts in the amount of $211,362.57 and pay the total withholding to Cargill Meat Solutions Corp on or before June 15, 2018.

IV.D.2. Consider, discuss, and take action to approve teacher early retirement requests.

IV.D.3. Consider, discuss, and take action to approve staff resignations

IV.D.4. Consider, discuss, and take action to approve new hire recommendations

IV.D.5. Consider, discuss, and take action to approve 2018-19 support program coordinators and directors contracts

V. Discussion Items and Reports

V.A. Principals Reports

V.B. Directors Reports

V.C. Superintendent's Report

V.D. Board Member/Committee Reports

VI. Correspondence Items

VII. Adjournment

Prepared by: Sally Jakub, Secretary to the Board

Board of Education Regular Meeting
February 12, 2018
Schuyler Central High School Music Room

Meeting was called to order by President Brabec at 6:35 PM. Board members present were Vavricek, Hernandez, Hild, and Brabec; Misek and Semerad were absent. Also present were Superintendent Hoesing; Principals, Grammer, Kovar: Assistant Principals Kasik and Zavadil; Ms. Bebout; SPED Director Vrba and Curriculum Director Dr. Gibbons the SCS Mission Statement was read. This meeting was preceded by advance notice and declared to be in open session. All those present participated in the Pledge of Allegiance.

Motion to approve the consent agenda passed with a motion by Hild and a second by Semerad.

Student Council Report - Carlos Alarcon reported that SCHS has 9 wrestlers that qualified for State Wrestling this year,. The boys and girls basketball teams are getting ready for districts. The Speech team is also competing at conference speech. Music department had their Pops concert February 12th. The Student council will be hosting a dodge ball tourney on March 24th and all proceeds will go to the Make A Wish Foundation. The 5th Annual team building day will be March 8th at the Field House. The prom theme has be decided and is Masquerade Ball and will be held on April 28th at the Oak Ballroom. The new furniture in the commons is being enjoyed by the students and they feel it make the commons a great place.

Board Committee Assignments - Motion to accept the board president's recommendation on committee assignments for 2018. Passed with a motion by Holly Hild and a second by Brian Vavricek.

Calendar --Motion to approve the 2018-19 school calendar as presented. Passed with a motion by Richard Brabec and a second by Mynor Hernandez.

Discussion- The calendar has a later school starting date. Change in professional development/Tech Fair schedule. Parent teacher conferences will be one whole day instead of two half days. Graduation will be moved to third Sunday in May in 2019.

Strategic Plan - Motion to approve the 2018 Strategic Plan as presented. Passed with a motion by Mynor Hernandez and a second by Holly Hild.

Discussion - We will meet with the Community Leaders on February 19 at 5:30 PM. Marcia Herring from NASB will be here to conduct the community engagement workshop. Participants will be able to sign up for committee work on the Schuyler Community Development and School District Strategic Plans.

Personnel - Motion to approve resignations from Amanda Pettygrove, Karen Tschida, Brant Peters, Jill Hoesing, and Gerry Reinsch's resignation and thank them for their service to the district. Passed with a motion by Richard Brabec and a second by Brian Vavricek.

Motion to approve 2018-19 new hire recommendations: Guadalupe Ramirez**:** SES Teacher
Lesli Osorio**:** SES Teacher, Samantha Ladwig**:** SMS English/Language Arts, Staci Shonka**:** SCHS Math Teacher as presented. Passed with a motion by Mynor Hernandez and a second by Holly Hild.

Motion to approve the 2018-19 principal and director contracts as presented. Passed with a motion by Brian Vavricek and a second by Mynor Hernandez.

Discussion - Reviewed the administrative array comparability study and determine their recommendation for principal and director salaries for the 2018-19 school year.

Reports - Mr. Zavadil reported that he and Mr. Kovar are planning to meet later this month with youth sports coordinators in the community to continue to increase collaboration between all youth sport groups.
Thank you's were sent for the custodians, Brian Vavricek and Paul Doeraman for the snow removal it was appreciated to have the area cleared.

Question was asked about the SES starting a new reading program and Dr. Gibbons reported that they piloting a Wonders program.

SCS Foundation will be hosting a Chamber After Hours on February 22 at 5:30 at the Schuyler Golf Club and invited all to attend.

Motion to adjourn the meeting at 7:50 PM. passed with a motion by Vavricek and a second by Hernandez.

Respectfully submitted,
Sally Jakub
Recording Secretary

Schuyler Community Schools
Board of Education Regular Meeting
Monday, February 12, 2018 6:30 PM
Schuyler Central High School Media Center
401 Adam St.
Schuyler, NE 68661

Attendance Taken at 6:35 PM.

Richard Brabec:	Present
Mynor Hernandez:	Present
Holly Hild:	Present
Brian Vavricek:	Present
Chuck Misek:	Absent
Virginia Semerad:	Absent

Present: 4, Absent: 2.

I. Call Meeting to Order
Procedural Item
STRIVE - COMMIT - SUCCEED - District Mission Statement

Schuyler Community Schools in partnership with parents, students, and the community is committed to educate students to become skilled, knowledgeable and responsible citizens in a global society - District Vision Statement

Notice of this meeting was given in advance according to State Law 84-1411, by giving notice of the meeting to the public. Notice of this meeting was also given in advance to all members of the Board of Education

I.A. Pledge of Allegiance
Procedural Item
Rich Brabec
All those present participated in the Pledge of Allegiance.

I.B. Declaration of Open Meeting
Procedural Item
This meeting has been preceded by advance notice and is hereby declared to be in open session. A copy of the Open Meetings Act is posted in the back of the meeting room.
Nebraska Open Meetings Act: http://nitc.nebraska.gov/documents/statutes/NebraskaOpenMeetingsAct_current.pdf

II. Approval of Consent Agenda
Consent Agenda

Discuss, Consider and Take Action on the consent agenda

Motion to approve the consent agenda Passed with a motion by Holly Hild and a second by Brian Vavricek.
Chuck Misek: Absent, Virginia Semerad: Absent, Richard Brabec: Yea, Mynor Hernandez: Yea, Holly Hild: Yea, Brian Vavricek: Yea
Yea: 4, Nay: 0, Absent: 2

II.A. Agenda
Consent Item

II.B. Minutes
Consent Item

II.C. Acceptance of Claims
Consent Item

II.C.1. Bills of $5,000 or more
Consent Item

II.D. Financial
Consent Item

II.E. Other Listed Reports
Consent Item

III. Public Forum - We ask that all presentation be limited in their length.
Information Item

III.A. Recognition of visitors and guests
Information Item
Rich Brabec

III.B. Other topics (limited to 5 minutes - subject to guidelines of the Board Participation Policy)
Information Item

III.C. Student Representative's Report
Information Item
Carlos Alarcon reported that SCHS has 9 wrestlers that qualified for State Wrestling this year,. The boys and girls basketball teams are getting ready for districts. The Speech team is also competing at conference speech. Music department had their Pops concert February

12th. The Student council will be hosting a dodge ball tourney on March 24th and all proceeds will go to the Make A Wish Foundation. The 5th Annual team building day will be March 8th at the Field House. The prom theme has be decided and is Masquerade Ball and will be held on April 28th at the Oak Ballroom.. The new furniture in the commons is being enjoyed by the students and they feel it make the commons a great place.

IV. Action Items
Procedural Item

IV.A. Governance: Public Relations, Technology, and Planning
Procedural Item
Brian Vavricek, Holly Hild, Virginia Semerad
This committee is responsible for recommending the annual district calendar, strategic planning process, technology, and promoting positive public relations and communications program.

IV.A.1. Consider, discuss, and take action to approve the 2018 board committee assignments.
Action Item
Committees appointed by the president of the board. These committees are created for specific tasks of seeking information or investigation and will report back to the board for its consideration and action. Committee action is considered to be advisory only. The following committees are appointed for 2018.

Foundation Committee: Responsible for working with the Schuyler Community Schools Foundation. **2 Members Required in Bylaws.** Foundation meets the first Monday of the month at 12:00 PM. **2018 Members:** Brian Vavricek and Virginia Semerad

Americanism, Curriculum, Assessment and Instruction: Responsible for reviewing curriculum recommendations, textbook selection, staff requisitions and inventory. This is the only committee required by law (79-724) **3 members required**. **2018 Members:** Virginia Semerad, Holly Hild, Mynor Hernandez

Board Policy/Handbooks/Support Programs: Responsible for annual review of board policies, handbooks, and safety/crisis plan. **2-3 members recommended. 2018 Members:** Virginia Semerad, Holly Hild, Rich Brabec

Public Relations/Strategic Planning/Calendar: Responsible for recommending the annual district calendar, strategic planning process, and promoting positive public relations and communication. **2-3 members recommended. 2018 Members:** Mynor Hernandez, Holly Hild, Chuck Misek

Building/Grounds/Transportation: Responsible for recommending approval of the building and grounds and transportation programs, vehicle replacement schedule, building maintenance and upgrade schedule) **3 members recommended. 2018 Members:** Chuck Misek, Rich Brabec, Brian Vavricek

Budget/Finance/Negotiations: Responsible for budget, finance, contract negotiations with administration, certificated staff negotiations and support staff contracts. **3 members recommended. 2018 Members:** Chuck Misek, Rich Brabec, Brian Vavricek

***** Special temporary committees of the Board, except as specified by statute, may be appointed by the president or chosen by a vote of the Board as needed. The function of all such committees shall be fact-

finding, deliberative and advisory, but never legislative or administrative. When the specified purpose of all sub-committees appointed to conform to statute. The superintendent shall be an ex-officio member of all such committees**.**

Motion to accept the board president's recommendation on committee assignments for 2018. Passed with a motion by Holly Hild and a second by Brian Vavricek.
Chuck Misek: Absent, Virginia Semerad: Absent, Richard Brabec: Yea, Mynor Hernandez: Yea, Holly Hild: Yea, Brian Vavricek: Yea
Yea: 4, Nay: 0, Absent: 2

IV.A.2. Consider, discuss, and take action to approve 2018-19 school calendar
Action Item
After several months of input, the SEA and administration are presenting the 2018-19 school calendar for board approval. Highlights of calendar changes:

1. Later starting date. Starting with students on Monday, August 13th
2. Change in professional development/Tech Fair schedule
3. Change in P-T Conferences to one full day (8:00- 4:00, 5:00 - 9:00)
4. Graduation: 3rd Sunday (Not on Mother's Day)

The calendar has a later school starting date. Parent teacher conference will be one whole day instead of two half days. Graduation will be moved to third Sunday in May in 2019.

Motion to approve the 2018-19 school calendar as presented. Passed with a motion by Richard Brabec and a second by Mynor Hernandez.
Chuck Misek: Absent, Virginia Semerad: Absent, Richard Brabec: Yea, Mynor Hernandez: Yea, Holly Hild: Yea, Brian Vavricek: Yea
Yea: 4, Nay: 0, Absent: 2

IV.A.3. Consider, discuss, and take action to approve the 2018 strategic plan.
Action Item
Attached is the 2018 strategic plan. We will meet with the Community Leaders on February 19 at 5:30 PM. Marcia Herring from NASB will be here to conduct the community engagement workshop. Participants will be able to sign up for committee work on the Schuyler Community Development and School District Strategic Plans.
The community engagement workshop participants will be able to sign up for committee work on the Schuyler Community Development and School District Strategic Plans.
There was discussion that other schools be invited to part in our Student Tech fair that we host.

Motion to approve the 2018 Strategic Plan as presented. Passed with a motion by Mynor Hernandez and a second by Holly Hild.
Chuck Misek: Absent, Virginia Semerad: Absent, Richard Brabec: Yea, Mynor Hernandez: Yea, Holly Hild: Yea, Brian Vavricek: Yea
Yea: 4, Nay: 0, Absent: 2

IV.B. Budget, finance, negotiations, and personnel
Procedural Item
Chuck Misek, Rich Brabec, Brian Vavricek
This committee is responsible for budget, finance, and contract negotiations with administration, certificated staff, and support staff.

IV.B.1. Consider, discuss, and take action to approve staff resignations as presented.
Action Item

1. **Amanda Pettygrove:** 2nd Grade Teacher at SES
2. **Karen Tschida:** SES Music Teacher
3. **Brant Peters:** Vocational Agriculture Teacher/FFA Sponsor
4. **Jill Hoesing:** SMS English/Language Arts (Hired for 2017-18 2nd Semester)
5. **Gerry Reinsch:** Rural School Principal/Director of Music Programs

Motion to approve Amanda Pettygrove, Karen Tschida, Brant Peters, Jill Hoesing, and Gerry Reinsch's resignation and thank them for their service to the district. Passed with a motion by Richard Brabec and a second by Brian Vavricek.
Chuck Misek: Absent, Virginia Semerad: Absent, Richard Brabec: Yea, Mynor Hernandez: Yea, Holly Hild: Yea, Brian Vavricek: Yea
Yea: 4, Nay: 0, Absent: 2

IV.B.2. Consider, discuss, and take action to approve new hire recommendations for the 2018-19 school year.
Action Item

1. **Guadalupe Ramirez:** SES Teacher
2. **Lesli Osorio:** SES Teacher
3. **Samantha Ladwig:** SMS English/Language Arts
4. **Staci Shonka:** SCHS Math Teacher

Motion to approve 2018-19 new hire recommendations as presented. Passed with a motion by Mynor Hernandez and a second by Holly Hild.
Chuck Misek: Absent, Virginia Semerad: Absent, Richard Brabec: Yea, Mynor Hernandez: Yea, Holly Hild: Yea, Brian Vavricek: Yea
Yea: 4, Nay: 0, Absent: 2

IV.B.3. Consider, discuss, and take action to approve the 2018-19 Principal and Director Contracts
Action Item
I met with the board negotiations team to review the administrative array comparability study and determine their recommendation for principal and director salaries for the 2018-19 school year. See attached recommendation.

Motion to approve the 2018-19 principal and director contracts as presented. Passed with a motion by Brian Vavricek and a second by Mynor Hernandez.
Chuck Misek: Absent, Virginia Semerad: Absent, Richard Brabec: Yea, Mynor Hernandez: Yea, Holly Hild: Yea, Brian Vavricek: Yea
Yea: 4, Nay: 0, Absent: 2

V. Discussion Items and Reports
Procedural Item

V.A. Principals Reports
Information Item

Preschool and 3-5 Principal's Report: Mr. Comley
Enrollment
K- 134 1- 120 2- 123 3- 157
4- 128 5- 119 Total K-5: 781 Preschool- 108?
Observations have been going really well.
Traffic is going smooth.
Custodians have been doing a great job with snow removal
Registration for 2018-19 Headstart/Preschool: March 6th from 1:00 - 7:00

K-2 Principal's Report: Mr. Kovar
We are very happy at the Elementary level with how our engagement review went. We felt that we were very prepared, and organized for the visit, and a lot of that goes to Dr. Gibbons and our school improvement team.
My focus will now shift to formal observations, of both tenured and probationary teachers. This is also the time that we start looking ahead to next year in terms of our staff, and if there are any changes or openings that we need to fill in order to build our staff for next year. This can be a very difficult time for staff to stay motivated and up-beat during the long winter months. We look forward to Friday the 16th as a day to re-charge our batteries moving forward and looking ahead to warmer weather!!

Rural Schools Principal's Report: Ms. Bebout
Enrollment Numbers:
Fishers: K-6, 1st-12, 2nd-6, 3rd-10, 4th-10, 5th-10, 6th-8, 7th-5, and 8th-7 Total: 74
Richland: K-4, 1st-3, 2nd-3, 3rd-4, 4th-5, 5th-2, 6th-8 Total: 29

Mr. Burton is conducting a Jump For Heart donation drive with K-8th grades at Richland and Fishers. It will end on Friday, Feb. 9th. Proceeds go to the American Heart Association for research and financial assistance to students with heart illnesses.

Winter Map testing is completed in both buildings. It was encouraging to see the gains the students made since fall testing. The data gathered from this test will help teachers see any gaps the students have and where they need to reteach and firm up before the end of the year.

A BIG thank you to Brian Vavricek and Paul Doerneman for snow removal at Fishers! We greatly appreciate all of their work.

Scott Reiner, Colfax County 4-H Assistant is finishing up a five-session lesson with grades K-1 about magnets, technology and engineering. The students were involved in a lot of measuring and recording of experiment results. They loved it!!

Grades 7 and 8 have been doing a lab to determine the rate of seafloor spreading and another lab to reconstruct the supercontinent of Pangea.

SMS Assistant Principal's Report: Mr. Zavadil

The primary focus for the remainder of this month is to complete second semester formal evaluations. We are using the i-observation tool along with the Schuyler instructional model to drive discussions about growing our teachers. February is a great month that has minimal distractions which gives us the opportunity to grow our students and staff.

SMS Principal's Report: Mrs. Burton

SMS Total Enrollment - 403 students

6th Grade-134 7th Grade-146 8th Grade-123

Thank you to Dr. Gibbons, Mrs. Perrin, Mr. Gutierrez, and the SMS School Improvement Team for a productive and positive external engagement review. We also could not of had such a successful event without the help of parent and community volunteers and student leaders that welcomed our visitors to our building. We look forward to further building collaborative and lasting processes upon receiving the final report.

Mr. Zavadil and myself have begun the second round of formal observations. We look forward to this next month as we provide a different level of staff coaching and feedback!

We are almost completed with MAP testing. Our initial results have demonstrated larger than average student gains in almost academic category. We will work with teachers to capitalize on gains, as well as address areas where expectations have not been met.

We recently celebrated the SMS Students of the Month. They are: 6th Grade-Carly Wemhoff, 7th Grade-Max Moran, and 8th Grade-Samuel Rivas. Each student has demonstrated leadership amongst their peers in the areas of respect, responsibility, and work ethic.

This past week, we had an opportunity to continue our math training with Discovery Education. We have observed teachers making concentrated actions that have lead to increased student success.

Mrs. Shanda Hall recently participated in a teacher showcase at ESU 7 for area administrators. She was able to highlight the broadcasting program and partnership with Nebraska News Team, as well as showcase SMS student work.

I am currently participating in a Teacher Vacancy Initiative through the University of Nebraska-Lincoln and University of Nebraska-Kearney. The applications for teacher programs nationally is down 30%. In order to search for proactive solutions for our community, Dr. Hoesing has granted me permission to serve on this statewide committee. I will report back information and progress made as the initiative develops further.

The hiring season has begun for our district. We are hiring sooner than we have the past three years that I have been here. I believe that this has led us to having access to the top candidates in the area. Our recommendation for our 8th grade English/Language Arts candidate has been submitted. Pending the board's approval, I look forward to welcoming her to building a future as an employee at Schuyler Middle School!

Thank you for the opportunity to lead Schuyler Middle School! I am continually thankful that my family is a Schuyler Warrior family!

SCHS Assistant Principal's Report: Mr. Kasik

- We just completed our External Review, I am sure others will talk about this, but I feel that our staff was well prepared and did a great job!
- We are starting to look at scheduling changes and ways to make our school better for next year. There will be challenges with this as we continue to see our student numbers increase.
- This is a busy time as we finalize teacher observations and evaluations.
- We will begin looking at filling openings for next year as we look at teaching and extra-curricular needs. It is always beneficial to work on this as early as we are made aware of openings.

SCHS Principal's Report: Mr. Grammer

•The following four students were recognized for being the Jnuary Students of the Month. The four students are 12th grader-Vanessa Garcia; 11th grader - Marisol Marino; 10th grader - Jacquelin Escobar; and 9th grader - Jocelyn Tena. Congratulations to these four students for being recognized by their teachers and peers, for their hard work, dedication, and character.

•Enrollment as of January 9th.: Seniors—120; Juniors-135; Sophomores—165; Freshmen—150. Total—570.

•Our High School Art Teacher, Mr. Trotter, was awarded a grant through the Nebraska Arts Council. The grant was for a visiting artist to come and work with our students for two weeks. The visiting artist is Kim Darling from the Omaha area. ¶ This is a great project and opportunity or our art students at SCHS. Over the two weeks they will work to complete murals at the new library in the children's section. Congratulations to Mr. Trotter.

•Our professional development opportunities are continuing throughout the second semester with Discovery Ed. The trainings we have received already during the second semester have been very beneficial. During our classroom observations I have seen our staff implementing the instructional strategies learned from Discovery Ed, especially with Project Based Learning.

•Our classroom observations will continue for the remainder of the school year. Both I and Mr. Kasik have seen improvement of instruction in the first semester in our classrooms. Our new teachers are learning what we want to observe when we come to their classes.

•We are continuing to prepare for our District School Improvement process. Our Engagement Review is on January 28th through the 31st. We are looking forward to the state visiting our district in January and having the opportunity to show our review team all the good programs and staff that we have at SCS.

On Wednesday, January 31st, Senator Bostelman introduced a Legislative Resolution recognizing Schuyler Public Schools for receiving the NebraskARTS Award this year. The resolution was listed on the Unicameral Agenda. This is a great honor and recognition at the state level for school, staff, and students.

Mr. Trotter and some of our art students have completed the mural for the community library. The mural is in the children's section of he library. Take time to check out the mural

and the awesome job our students did with this project. Congratulations to Mr. Trotter and his students for a job well done.

V.B. Directors Reports
Information Item

K-6 Youth Activities Director's Report: Mr. Kovar
Youth basketball is in full swing with teams from Kindergarten through 6th grade. Multiple practices are taking place every night, with games also now starting. Our numbers from last year have almost doubled, with over 100 kids participating. We look forward to growing that number every year, as more kids hear and see our program. Thank you to all of the volunteers that are helping to make this happen!

After-School Program Director's Report: Ms. Bebout
Warrior Academy Attendance: Elementary School - 236 Middle School - 67
We received a grant in the amount of $2,500 from Beyond School Bells! With this money we will be able to have STEM/Career exploration programming participating in a design challenge.
I will visit with Sen. Bruce Bostelman this month about the importance of the after-school program and how it benefits Schuyler School district, our community, and our families.
Warrior Academy would like to thank Anytime Fitness, Kim & Glen Ennen, for their donation of $700 from the Labor Day Run. These funds will help supply the after-school program with fitness ?supplies for clubs offered throughout the year..?

SMS Activities Director's Report: Mr. Zavadil
Boys Basketball will be wrapping up in a week, our last game will be Vs. Seward on Monday the 19th of February. As the winter season is wrapping up varsity track is already working to book time in the Field-House in order to start their early conditioning. At the conclusion of this season our plan is to work with the JH basketball coaches to improve the schedule for next season and find opportunities to grow our players. Mr. Kovar and I plan to meet later this month with youth sports coordinators in the community to continue to increase collaboration.

SCHS Activities Director's Report: Mr. Kasik

- Winter seasons are well underway. Our Wrestling team will travel to Districts this week at Beatrice. They are 10-2 in duals and have the following tournament finishes: 1st- Schuyler Invite and Wisner-Pilger Invite, 2nd -Boys Town Invite, Aurora Dual Invite, 3rd - York Invite, Raymond Central Invite. Our JV team also won the Schuyler Invite and Ground Hog Tournament.

(They were Conf. Runner-ups with 12 wrestlers placing in the top 5)

- The Girl's basketball team recorded another win, beating DC West recently and our Boys basketball team currently has 3 wins on the season.

- We are fast approaching State Wrestling and District Basketball. All three groups will be busy these next couple of weeks.
- Speech is now well underway. Our speech team continues to attend meets and is competing well at these meets. They have conference at Lakeview on 2/19.
- We just hosted National Honor Society Induction last Sunday with a large group being inducted.
- 2/11 is our band Pops Concert in the east gym.
- It is also hard to believe but February 26th will start spring practices already. I am sure we will be using the Field House on inclement days for practices.
- Our coaches are finalizing action plans for next year. Mr. Zavadil and I will be meeting in the next couple of weeks to look these over and make final decisions regarding our Head Coaches for next year as well as Activity Sponsor assignments.

Special Education Director's Report: Mrs. Vrba
Current special education students served:
Birth to 5: 38 *(with 4 more pending)* **SES:** 104 *(with 5 more pending)* **Rural**: 12 **SMS**: 54 **SCHS**: 36
Parochial Schools: 6 **Tota**l: 250 *(with 9 more pending)*

My center of attention through the month of February will be to perform my second rounds of formal iobservations. I only have three probationary teachers but I still am doing walk-throughs because I love being in our classrooms. It is like an inspirational breath of fresh air watching our students learning and being successful.

On February 1st & 2nd, I attended the NASES, Nebraska Association of Special Education Supervisors, Legislative Conference at the Graduate in Lincoln. Senator Pansing Brooks addressed our group by sharing the elements of her Dyslexia Legislation along with other similar bills that are focused on the teaching of reading. Glen Parks, from the Nebraska Attorney General's Office, spoke on the topic of ***Human Trafficking.*** His program was designed to teach education professionals the three 'R's of human trafficking: Realize, Recognize, & Respond. Participants will realize that human trafficking does exist in Nebraska, be able to recognize a trafficking situation or potential trafficking victim. The most important point of his presentation was that our special education population is becoming the "most desirable victims"...the predators are searching for easy targets! Our last day together was all about the changes happening at NDE along with all the changes in SPED laws and procedures.

Director of Teaching and Learning: Dr. Gibbons
2017 - 2018 State Assessments - We will be starting the assessments soon. Dates of the assessments are as follows:

- ELPA - Feb. 5 - March 16, 2018
- NSCAS ELA, Math, Science - March 19 - May 4, 2018
- ACT - April 3, 2018 (Make-up date April 24)

School Improvement Grant - We held a workshop January 3 and then had job embedded coaching with Discovery Ed consultants on January 8th, 9th, 16th, 17th, and 18th.

Accreditation - Thank you for your participation in our AdvancED Engagement Review. It was a very positive experience for us and the team noted some powerful practices. This process has changed this year in that they do not give out many details in an exit report. We should receive a thorough report in about 45 days. They did notice a few themes throughout the district that they shared with us: They experienced autonomy at all levels, from the board trusting administration to each building having the authority to run their own schools. They were impressed by our maintenance of low per pupil expenditures while still making sure that resources were available. The transparency in our processes was also highlighted as a theme.
They noted some strengths such as how we have had a number of external evaluations done and are open to them, our diversity, early release Fridays and the strategic planning process.

The Engagement Review Team is also required to point out areas where we can do better. When we receive the report, we will be presented with improvement priorities so we will learn more about our expectations then. They noted that we should strive for having high expectations for all students across the board and that we should individualize our approach to instructional delivery and required experiences. I am certain that we have the capacity in our district to make those improvements.

Federal Programs -

Title IA - Title IA is a federal grant designed to help economically disadvantaged students. We received funds based on the number of students that qualify for free or reduced price lunches. Across the district, 80% of our students qualify. Our total allocation this year is $639,247. Aside from some money that must be set aside for parent and family engagement, homeless student support, and instruction of students from Schuyler who attend nonpublic schools, this money is spent on teacher salaries in order to maintain smaller class sizes.

Title II- The purpose of this title is to provide grants to State educational agencies and subgrants to local educational agencies to-

A. Increase student achievement consistent with the challenging State academic standards;
B. Improve the quality and effectiveness of teachers, principals, and other school leaders;
C. Increase the number of teachers, principals, and other school leaders who are effective in improving student academic achievement in school; and-
D. Provide low-income and minority students greater access to effective teachers, principals, and other school leaders

In the past, the money was restricted to core teachers so we used these funds for class size reduction and then use district funds for professional development. This has changed now so we have $49,255 to use on professional development this year. Some of the activities at our ESU are not free so we will use these funds to pay for teachers to attend those workshops. We have also been involved with a process called Capturing Kids Hearts. It has helped us build relationships and work with students at the K-8 level. We have needed a set of follow-up workshops to build capacity within our staff to sustain this process. Finally, to continously improve instruction, observations and evaluations we are going to partner with other schools to provide our principals with training on the Marzano Focused Evaluation Model.

Title III- Title III is split into two sections. The first is for supplementing educational programming for Limited English Students and the second is for helping immigrant students. One of the required actions with Title III funds is to provide professional development to our staff. The plans that we had fell through because the costs came in higher than originally planned. I worked with the Title III office at the state department to reallocate funds and put a plan in place for this year. The Commissioner's statement that we did not spend these funds was extremely misleading. We use our Title III funds to pay the salary of a teacher that was added due to the high influx of LE students at the high school over

the last few years, summer school activities for LE students and we are going to build professional development workshops that connect strategies for LE students to our instructional model.

Mr. Zavadil reported that he and Mr. Kovar are planning to meet later this month with youth sports coordinators in the community to continue to increase collaboration between all youth sport groups.

Dr. Gibbons was asked if SES was starting a new reading program and he reported that they piloting a program name Wonders.

V.C. Superintendent's Report
Information Item

1. **Priority Designation:** Rich Brabec, Dave Gibbons, Stephen Grammer and I met with the Commissioner and Deputy Commissioner of Education on Friday afternoon. We asked for an audience with the State Department of Education to present information about our district and ask for reconsideration of "priority" status. From our meeting with Department Officials, we were led to believe this status would provide resources to help us meet the needs of more of our students. In the meeting, the Commissioner stated there was no money allocated by the legislature for this program, just supervision, monitoring, and program support. We explained that the data used and reported in the paper to justify our designation was not accurate and we wanted an opportunity to correct the record. We also asked that we wait until our Advance Ed. Accreditation report was completed so that we could share that information with the State Board. They agreed to allow us to meet with the State Board, they were not sure how they could remove the designation, but we would be given a chance to plead our case. I visited with the high school staff and we will work over the next month to prepare the report and explain our involvement in the school improvement grant process and our efforts to meet the needs of ALL our students.

2. **Advance Ed. Visitation:** Big thank you to the board, staff, students, parents, district patrons who participated in the Advance Ed Review this past week.

3. **NASB Legal Workshop:** The NASB Spring Legal Workshop will be held at ESU 2 in Fremont on March 21st. Registration at 5:00 followed by dinner and workshop. Adjournment at 9:00 PM. Please let Sally know if you are interested in attending.

4. **2018 Legislative Update:** See Attached Information.
There were thank yous for the custodians, Brian Vavricek and Paul Doeraman for the snow removal.

V.D. Board Member/Committee Reports
Information Item
Minutes from February 2018 Meeting
Members Present: Brian, Dan, Virginia, Victor and Lumir
Members Absent: Joyce & Sandy
Others Present: Shelley & Jackie

Brian read the Vision, Mission and Goals
Secretary Report/Minutes for January 2018 meeting approved
Treasurer's Report was submitted and approved
New Business

- Foundation will host After Hours on Feb. 22nd at 5:30 pm at the Schuyler Golf Club
- Shelley has called Lou to set up the event and will order vegetable and meat and cheese tray from Didier's and all other board members will bring food
- Members should be there at 5:00 to help set up for the event

Committee Reports

- Labor Day: Brian, Victor, Virginia & Sandy
- Brian will start looking for someone to organize a 3 on 3 basketball tournament

Scholarships: Lumir & Sandy

- They have been in touch with Amy Johnson at school to set up the new Community Service Scholarship

Education: Lumir & Brian

- 3rd quarter and year winners will be selected by the end of April and be presented on May 16th

PR/Communications: Dan, Sandy, Sheri & Virginia

- Dan spoke about the AdvancEd Engagement Review that the school just went through and about the article in the papers given by the State Education Department regarding the high school

Alumni Honors Committee: Joyce & Sheri

- Sheri reported that she had one nomination so far and gave details on how to nominate an individual
- A motion was made by Dan and seconded by Virginia to pay $15 to advertise the nomination information in the chamber newsletter and the motion carried

Fundraising: Sandy & Holly

- Reminder that the annual golf tournament is set for Aug. 4th and will be organized by Sandy but another member needs to run the event since Sandy cannot attend the day of the event

School Facilities: Dan, Joyce & Holly

- Nothing new to report

Dan did report that the Community Leaders meeting has been rescheduled for Feb. 19th at 5:30 pm starting with supper in the east gym then moved to the band room at the high school
Brian discussed the next meeting is scheduled for March 5th but was decided to meet at 6:30 for the annual work night meeting
Jackie from the chamber told the members about the Community Events calendar they are setting up on their website and how to submit upcoming events contact Jackie
March 22nd is the annual soup cook off for the Habitat for Humanity
Brian adjourned the meeting
Next meeting will be March 5, 2018 at 6:30pm at the Schuyler High School

Foundation will host After Hours on Feb. 22nd at 5:30 pm at the Schuyler Golf Club

VI. Correspondence Items
Information Item

VII. Adjournment
Action Item

Motion to adjourn Passed with a motion by Brian Vavricek and a second by Mynor Hernandez.
Chuck Misek: Absent, Virginia Semerad: Absent, Richard Brabec: Yea, Mynor Hernandez: Yea, Holly Hild: Yea, Brian Vavricek: Yea
Yea: 4, Nay: 0, Absent: 2

Schuyler Community Schools
Community Leaders Workshop
Monday, February 19, 2018 5:30 PM
Schuyler Central High School Music Room
401 Adam St.
Schuyler, NE 68661

Attendance Taken at 6:00 PM.

Richard Brabec:	Present
Mynor Hernandez:	Present
Holly Hild:	Present
Virginia Semerad:	Present
Brian Vavricek:	Present
Chuck Misek:	Absent

Present: 5, Absent: 1.

I. Call Meeting to Order
Procedural Item
STRIVE - COMMIT - SUCCEED - District Mission Statement

Schuyler Community Schools in partnership with parents, students, and the community is committed to educate students to become skilled, knowledgeable and responsible citizens in a global society - District Vision Statement

Notice of this meeting was given in advance according to State Law 84-1411, by giving notice of the meeting to the public. Notice of this meeting was also given in advance to all members of the Board of Education

I.A. Pledge of Allegiance
Procedural Item

I.B. Declaration of Open Meeting
Procedural Item
This meeting has been preceded by advance notice and is hereby declared to be in open session. A copy of the Open Meetings Act is posted in the back of the meeting room.
Nebraska Open Meetings Act: http://nitc.nebraska.gov/documents/statutes/NebraskaOpenMeetingsAct_current.pdf
Meeting was called to order at 6:05 PM by President Brabec.

II. Review and Discuss School/Community Strategic Plans
Consent Agenda

Dr. Hoesing led a discussion on the Schuyler Community Schools and Schuyler Community Development Strategic Plans.

III. NASB Community Engagement Workshop (Marcia Herring)
Information Item
The engagement workshop discussed items included:
Identify the strengths of the community that most directly impact the school district.
Identify a community weakness or challenge that most directly impacts the school district.
Identify the common priorities of the school district and community strategic plans that will have a positive impact on the community.
Identify successful. strategies to address the priorities identified.

IV. Sign up for SCD/School Committees
Procedural Item
Everyone was given a opportunity to sign up for various SCD/School Committees before leaving.

V. Adjournment
Action Item
Meeting adjourned at 8:05 PM

Motion to adjourn Passed with a motion by Brian Vavricek and a second by Holly Hild.
Chuck Misek: Absent, Richard Brabec: Yea, Mynor Hernandez: Yea, Holly Hild: Yea, Virginia Semerad: Yea, Brian Vavricek: Yea
Yea: 5, Nay: 0, Absent: 1

SCHUYLER COMMUNITY SCHOOLS
MONTHLY DISBURSEMENT REPORT
For the month of March 2018

Check #	Date	Vendor	Description	Amount
38140	3/12/2018	AdvancED	Engagement review	$3,000.00
38141	3/12/2018	Saul Alarcon	mileage	$21.26
38142	3/12/2018	SYNCB/AMAZON	supplies,books	$1,952.23
38143	3/12/2018	Americom Communications	cameras	$1,200.00
38144	3/12/2018	B&B Welding and Repair, LLC	light covers	$523.59
38145	3/12/2018	Barone, Inc.	fuse links	$72.15
38146	3/12/2018	B.G. Peterson	freight	$12.00
38147	3/12/2018	BOMGAARS	supplies	$287.44
38148	3/12/2018	Jesse Brichacek	SPED transportation	$500.00
38149	3/12/2018	Caseys General Stores, Inc	fuel	$43.23
38150	3/12/2018	CCS Presentation Systems	projector parts	$113.00
38151	3/12/2018	Cenex Fleetcard	fuel	$594.43
38152	3/12/2018	CenturyLink	telephone	$1,389.99
38153	3/12/2018	Central Nebraska Rehab Services	OT/PT services	$11,634.75
38154	3/12/2018	CenterPoint Energy Services Retail LLC	natural gas	$13,472.60
38155	3/12/2018	Charleston Inc	parts	$3.03
38156	3/12/2018	CHI Health	driver physicals	$631.00
38157	3/12/2018	Cobblestone Inn & Suites	artist hotel rooms	$647.91
38158	3/12/2018	Columbus Music Company	supplies	$156.00
38159	3/12/2018	Columbus Telegram	minutes	$191.73
38160	3/12/2018	Comfort Inn	Kasik room	$105.95
38161	3/12/2018	Community Internet Systems	internet	$69.95
38162	3/12/2018	Culligan Water Conditioning	soft water plan	$80.10
38163	3/12/2018	Michelle Cummings	mileage	$156.96
38164	3/12/2018	Demco	MS library supplies	$144.65
38165	3/12/2018	Department Of Utilities	utilities	$26,864.11
38166	3/12/2018	Didier Grocery	supplies	$347.57
38167	3/12/2018	Dwf Of Omaha	ag supplies	$128.70
38168	3/12/2018	Eagle Communications	internet	$1,405.00
38169	3/12/2018	Eakes Office Products Center	copies	$370.29
38170	3/12/2018	East Butler Band Boosters	entry fees	$104.00
38171	3/12/2018	EducationQuest Foundation	Kment/Burton College Symposium	$50.00
38172	3/12/2018	Ellevation, Inc.	subscription,training	$6,900.00
38173	3/12/2018	eSchool Solutions	SmartFind renewal	$1,628.40
38174	3/12/2018	Educational Service Unit #2	yr 2 HS SIG grant writer fee	$22,581.00
38175	3/12/2018	Educational Service Unit #7	Supt legislative day	$10.00
38176	3/12/2018	Educational Serv Unit #7 Network	tech support	$50.00
38177	3/12/2018	ESU #7 Special Education	SPED services	$68,834.16
38178	3/12/2018	FileWave USA Inc	support	$12,093.96
38179	3/12/2018	Follett School Solutions, Inc	Destiny library licenses	$3,165.00
38180	3/12/2018	FP Mailing Solutions	postage meter fees	$342.00
38181	3/12/2018	Frontline Technologies Group, LLC	AppliTrack renewal	$2,081.15
38182	3/12/2018	Frontier	telephone	$70.42
38183	3/12/2018	Jeff Gall	snow removal	$2,205.00
38184	3/12/2018	Hal Leonard LLC	copy fee	$5.00
38185	3/12/2018	Heartland Juvenile Services Association	Zavadil HJSA Conference	$80.00

38186	3/12/2018	Hometown Leasing	copier leas	$2,272.48
38187	3/12/2018	Melissa J Hyde	SPED services	$702.65
38188	3/12/2018	J & B Auto Parts	supplies	$107.09
38189	3/12/2018	Jackson Services Inc	linens	$933.72
38190	3/12/2018	John's Tire Sales & Services	service	$403.75
38191	3/12/2018	JourneyEd.com, Inc.	tech supplies	$175.36
38192	3/12/2018	Junior Library Guild	SPED books	$1,077.90
38193	3/12/2018	Karel And Seckman	legal services	$117.00
38194	3/12/2018	Lakeview Community Schools	SPED non-public	$2,501.00
38195	3/12/2018	Matheson Trigas	ag supplies	$980.75
38196	3/12/2018	Menards	supplies	$93.96
38197	3/12/2018	Meyer Laboratory, Inc	supplies	$438.58
38198	3/12/2018	Midwest Glass Service, Inc.	door sweep	$80.00
38199	3/12/2018	Nebr Assoc Of School Boards	annual dues	$6,335.00
38200	3/12/2018	Nebraska Public Health Environmental Laborato	water samples	$151.00
38201	3/12/2018	Nebraska Safety Center	Level I & II courses	$225.00
38202	3/12/2018	One Source	background checks	$90.00
38203	3/12/2018	Parkview One Stop LLC	fuel	$702.33
38204	3/12/2018	Platteview High School	music entry fees	$411.00
38205	3/12/2018	Presto-X	pest control	$301.00
38206	3/12/2018	Qc Supply, Llc	supplies	$173.60
38207	3/12/2018	Reinecke Motor Co.	battery	$207.70
38208	3/12/2018	Richie's Repair	Tractor repair	$4,446.35
38209	3/12/2018	Sam's Club Direct	membership/service fees	$98.15
38210	3/12/2018	Schmitt Music Company	bari sax repair	$100.00
38211	3/12/2018	Schuyler Coop Association	fuel,propane	$3,540.35
38212	3/12/2018	Schuyler Home & Building Supply	supplies	$304.01
38213	3/12/2018	The Thompson Co	PreK snacks	$156.98
38214	3/12/2018	The Thompson Co	Prek snacks	$268.76
38215	3/12/2018	University of Nebraska at Kearney	registration fee	$250.00
38216	3/12/2018	Verizon Wireless	cell phones	$511.75
38217	3/12/2018	Visa	ASP supplies	$171.58
38218	3/12/2018	Visa	supplies	$164.33
38219	3/12/2018	VISA	Sixpence supplies	$1,414.95
38220	3/12/2018	VISA	travel expenses	$168.00
38221	3/12/2018	Visa	conference, supplies	$1,500.70
38222	3/12/2018	WageWorks	monthly admin fees	$220.00
38223	3/12/2018	Waste Connections of NE, Inc.	sanitation services	$1,158.00
38224	3/12/2018	William V. Macgill & Co	nurse supplies	$90.97
2018-021	3/13/2018	Annette Sanchez	mileage	$71.95
TOTAL GENERAL FUND DISBURSEMENTS				**$219,437.41**

2193	3/12/2018	Sizeable Storage Solutions, LLC	April-June storage rent	$4,800.00
TOTAL DEPRECIATION FUND DISBURSEMENTS				**$4,800.00**

1276	3/12/2018	BCDM Architects	professional services	$27,796.48
1277	3/12/2018	Bierman Contracting Inc	payment	$207,888.14
TOTAL SPECIAL BUILDING FUND DISBURSEMENTS				**$235,684.62**

386	3/12/2018	Computer Hardware, Inc.	repairs	$835.00
TOTAL STUDENT FEES FUND DISBURSEMENTS				

3111	3/12/2018	CenturyLink	telephone	$202.35
3112	3/12/2018	Eakes Office Products Center	copies	$74.79
3113	3/12/2018	Homestead Bank	rent	$250.00
TOTAL COOPERATIVE FUND DISBURSEMENTS				**$527.14**

SCHUYLER COMMUNITY SCHOOLS
MONTHLY DISBURSEMENT REPORT OVER $5000
For the month of March 2018

Check #	Date	Vendor	Description	Amount
38177	3/12/2018	ESU #7 Special Education	SPED services	$68,834.16
38165	3/12/2018	Department Of Utilities	utilities	$26,864.11
38174	3/12/2018	Educational Service Unit #2	yr 2 HS SIG grant writer fee	$22,581.00
38154	3/12/2018	CenterPoint Energy Services Retail LLC	natural gas	$13,472.60
38178	3/12/2018	FileWave USA Inc	support	$12,093.96
38153	3/12/2018	Central Nebraska Rehab Services	OT/PT services	$11,634.75
38172	3/12/2018	Ellevation, Inc.	subscription,training	$6,900.00
38199	3/12/2018	Nebr Assoc Of School Boards	annual dues	$6,335.00
TOTAL GENERAL FUND DISBURSEMENTS				**$168,715.58**
1276	3/12/2018	BCDM Architects	professional services	$27,796.48
1277	3/12/2018	Bierman Contracting Inc	payment	$207,888.14
TOTAL SPECIAL BUILDING FUND DISBURSEMENTS				**$235,684.62**

Current Cash Balance

Sorted by Site ID, Group ID, Activity ID.
From 02/01/2018 to 02/28/2018.

Site ID / Group ID	Activity ID	Activity Name	Beginning Cash	Receipts	Disbursements	Adjustments	Cash Balance
SCHUYL		**Schuyler Community Schools**					
A		ACADEMIC					
	1100	CONSORTIUM PAYROLL	232.84	0.00	0.00	0.00	232.84
	1500	ARC EQUIP SPEC.ED.	364.45	0.00	0.00	0.00	364.45
		A Totals:	597.29	0.00	0.00	0.00	597.29
B		ATHLETIC					
	2100	BASKETBALL B	-1,682.03	0.00	955.00	0.00	-2,637.03
	2150	BASKETBALL G	-1,936.42	0.00	855.00	0.00	-2,791.42
	2200	CROSS COUNTRY B & G	0.00	0.00	0.00	0.00	0.00
	2250	CROSS COUNTRY	0.00	0.00	0.00	0.00	0.00
	2300	FOOTBALL	0.00	0.00	4,575.00	0.00	-4,575.00
	2350	GOLF B	1,150.00	0.00	365.35	0.00	784.65
	2375	GOLF G	0.00	0.00	0.00	0.00	0.00
	2400	SOFTBALL	0.00	0.00	0.00	0.00	0.00
	2450	SOCCER B	3,351.90	0.00	0.00	0.00	3,351.90
	2500	SOCCER G	2,998.67	0.00	39.99	0.00	2,958.68
	2600	TRACK	2,988.93	0.00	0.00	0.00	2,988.93
	2700	VOLLEYBALL	0.00	0.00	0.00	0.00	0.00
	2750	WRESTLING	781.11	0.00	359.94	0.00	421.17
	2755	WEIGHT ROOM EQUIPMENT	1,114.69	0.00	0.00	0.00	1,114.69
	2800	SMS ATHLETICS	-176.36	364.00	1,363.52	0.00	-1,175.88
	2850	LAUNDRY	0.00	0.00	0.00	0.00	0.00
	2900	GENERAL	10,083.67	2,363.53	1,922.83	0.00	10,524.37
	2950	MEDICAL	1,100.00	0.00	0.00	0.00	1,100.00
	2970	BOOSTER CLUB DONATION	0.00	0.00	474.99	0.00	-474.99
	2975	DONATIONS	4,511.22	1,284.08	1,900.00	0.00	3,895.30
		B Totals:	24,285.38	4,011.61	12,811.62	0.00	15,485.37
C		DISTRICT					
	3100	ADULT EDUCATION	2,775.68	0.00	0.00	0.00	2,775.68
	3110	COLLEGE CREDIT	-434.12	0.00	21,241.25	0.00	-21,675.37
	3200	GENERAL	38,351.50	89.23	1,486.05	0.00	36,954.68
	3250	FIELD HOUSE	12,211.18	1,284.36	88.39	16.25	13,423.40
	3300	FINES	1,259.10	0.00	0.00	0.00	1,259.10
	3400	HIGH SCHOOL--- BOOK FINES	4,055.16	0.00	0.00	0.00	4,055.16
		C Totals:	58,218.50	1,373.59	22,815.69	16.25	36,792.65
D		DEPARTMENTS					
	3450	SCHS LIBRARY FINES	380.38	40.00	47.80	0.00	372.58
	4000	BAND	3,378.47	0.00	0.00	0.00	3,378.47
	4025	Musical	3,809.67	0.00	9.00	0.00	3,800.67
	4050	VOCAL	221.87	0.00	0.00	0.00	221.87
	4750	KOEHN TRUST (BAND DONATION)	23,139.55	0.00	0.00	0.00	23,139.55
		D Totals:	30,929.94	40.00	56.80	0.00	30,913.14

Current Cash Balance

Sorted by Site ID, Group ID, Activity ID.
From 02/01/2018 to 02/28/2018.

Site ID Site Name
Group ID Group Name

Activity ID	Activity Name	Beginning Cash	Receipts	Disbursements	Adjustments	Cash Balance
E	UNIFORMS & EQUIPMENT					
4500	BAND (UNIFORM DEP)	828.18	0.00	0.00	0.00	828.18
4650	FLAG CORPS	9.62	0.00	0.00	0.00	9.62
4700	INSTRUMENT RENTAL	0.00	0.00	0.00	0.00	0.00
4770	AMBASSADORS	1,839.30	0.00	0.00	0.00	1,839.30
	E Totals:	2,677.10	0.00	0.00	0.00	2,677.10

Current Cash Balance

Sorted by Site ID, Group ID, Activity ID.
From 02/01/2018 to 02/28/2018.

Site ID / Group ID	Activity ID	Activity Name	Beginning Cash	Receipts	Disbursements	Adjustments	Cash Balance
F	CLUBS ORGANIZATIONS						
	5000	ART	807.55	0.00	0.00	0.00	807.55
	5005	ATHS	573.39	0.00	0.00	0.00	573.39
	5050	CHEERLEADERS	-390.27	0.00	48.50	0.00	-438.77
	5100	DRAMATICS, SPEECH	743.01	0.00	1,748.87	0.00	-1,005.86
	5105	One Act	1,224.52	0.00	0.00	0.00	1,224.52
	5150	DANCE TEAM	3,079.04	1,449.60	1,348.91	0.00	3,179.73
	5175	EMERGENCY RESPNSE TEAM	94.77	0.00	0.00	0.00	94.77
	5200	FFA	8,643.04	201.00	147.99	0.00	8,696.05
	5250	FCCLA	2,753.30	0.00	0.00	0.00	2,753.30
	5300	CULTURAL UNITY	1,482.00	0.00	0.00	0.00	1,482.00
	5350	NATIONAL HONOR SOCIETY	1,445.12	149.00	0.00	0.00	1,594.12
	5400	S-CLUB	419.55	0.00	0.00	0.00	419.55
	5405	SPIRIT CLUB	157.93	0.00	0.00	0.00	157.93
	5425	WARRIORS STAND FOR THE SILENT	183.52	0.00	0.00	0.00	183.52
	5500	SCIENCE & mATH cLUB	5,116.86	86.72	0.00	0.00	5,203.58
	5510	SCIENCE TRIP	31.26	0.00	0.00	0.00	31.26
	5515	MONSANTO SCIENCE	0.00	0.00	0.00	0.00	0.00
	5525	SCIENCE FAIR	699.97	0.00	0.00	0.00	699.97
	5550	STUDENT COUNCIL	5,994.76	93.00	0.00	0.00	6,087.76
	5575	504 R ACTIVITY FUND	319.22	0.00	0.00	0.00	319.22
	5600	RICHLAND ACTIVITY FUND	632.30	0.00	0.00	0.00	632.30
	5610	FISHER 24 ACTIVITY FUND	4,404.18	0.00	0.00	0.00	4,404.18
	5620	SCHUYLER ELEMENTARY SCHOOL	532.62	58.15	83.76	0.00	507.01
	5621	SES FELICIATIONS	0.00	0.00	0.00	0.00	0.00
	5622	SES FIELD DAY	8,106.29	0.00	0.00	0.00	8,106.29
	5623	SES Vocal Music Club	861.15	0.00	0.00	0.00	861.15
	5624	SES LIBRARY	1,510.30	0.00	577.43	0.00	932.87
	5625	SES FIRST GRADE	1,294.06	0.00	610.00	0.00	684.06
	5626	SECOND GRADE	626.46	0.00	289.01	0.00	337.45
	5627	THIRD GRADE	751.34	0.00	0.00	0.00	751.34
	5628	FOURTH GRADE	1,028.70	0.00	0.00	0.00	1,028.70
	5629	FIFTH GRADE	1,189.89	0.00	0.00	0.00	1,189.89
	5630	kINDERGARTEN	431.96	0.00	0.00	0.00	431.96
	5631	SES POP FUND	533.18	338.00	232.10	0.00	639.08
	5632	SES Band CLUB	242.00	0.00	0.00	0.00	242.00
	5650	BRAINSTORMING	0.00	0.00	0.00	0.00	0.00
	5675	TEEN MOM'S	133.86	0.00	0.00	0.00	133.86
	5700	A.S.K.	292.17	0.00	0.00	0.00	292.17
	5725	STUDENT COUNCIL MAKE A WISH	1,489.00	25.00	0.00	0.00	1,514.00
	5750	FELLOWSHIP CHRISTIANS FOR ATHLETICS	84.43	0.00	0.00	0.00	84.43
	5775	INDUSTRIAL TECH ACCOUNT	0.00	0.00	0.00	0.00	0.00
	5800	SHEEL CREEK WATER TESTING	0.00	0.00	0.00	0.00	0.00
	5825	PRESCHOOL	651.77	0.00	0.00	0.00	651.77
	5900	SMS GENERAL ACTIVITY	2,849.60	51.24	0.00	-315.00	2,585.84

Current Cash Balance

Sorted by Site ID, Group ID, Activity ID.
From 02/01/2018 to 02/28/2018.

Site ID / Group ID	Activity ID	Activity Name	Beginning Cash	Receipts	Disbursements	Adjustments	Cash Balance
	5901	SMS STUDENT COUNCIL	7,546.91	494.80	667.46	0.00	7,374.25
	5902	SMS LIBRARY	3,925.17	300.00	292.00	0.00	3,933.17
	5903	SMS RESOURCE ROOM	4,445.68	0.00	0.00	0.00	4,445.68
	5904	SMS BAND CLUB	1,001.48	0.00	425.00	0.00	576.48
	5905	SMS TEACHER POP 7702463	-996.18	0.00	305.28	0.00	-1,301.46
	5906	SMS FELICITATIONS	0.00	0.00	0.00	0.00	0.00
	5907	SMS ENTREPRENEURSHIP	0.00	0.00	0.00	0.00	0.00
	5909	SMS VOCAL MUSIC	0.80	0.00	0.00	0.00	0.80
	5910	SMS TOUR	562.42	9,059.50	5,968.02	315.00	3,968.90
	5915	SMS WRESTLING CLUB	85.80	0.00	0.00	0.00	85.80
	5920	SMS FOOTBALL CLUB	67.80	0.00	0.00	0.00	67.80
	5925	SMS BOYS BASKETBALL CLUB	475.53	0.00	0.00	0.00	475.53
	5930	YOUTH FOOTBALL	2,757.84	1,371.83	58.25	0.00	4,071.42
		F Totals:	80,897.05	13,677.84	12,802.58	0.00	81,772.31
G		CONCESSION/VENDING					
	6000	CONCESSION	3,288.82	342.19	660.52	0.00	2,970.49
	6010	Imp. Fund-10%	4,038.70	47.14	94.26	0.00	3,991.58
	6100	SCHS PEPSI 7701503	3,294.22	1,072.76	2,289.06	0.00	2,077.92
	6125	SCHS LUNCH PEPSI	0.00	0.00	0.00	0.00	0.00
	6150	SCS FIELD HOUSE POP	1,137.98	335.00	188.43	0.00	1,284.55
	6200	STUDENT POP	3,906.05	6.24	0.00	0.00	3,912.29
	6300	TEACHER POP	3,702.84	61.14	0.00	0.00	3,763.98
	6400	S-CLUB JUICE	-23.33	6.24	0.00	0.00	-17.09
	6500	MAINTENANCE	7,056.53	34.18	0.00	0.00	7,090.71
	6600	MILK MACHINE - FCCLA	171.53	0.00	0.00	0.00	171.53
		G Totals:	26,573.34	1,904.89	3,232.27	0.00	25,245.96

Current Cash Balance

Sorted by Site ID, Group ID, Activity ID.
From 02/01/2018 to 02/28/2018.

Site ID / Group ID	Activity ID	Activity Name	Beginning Cash	Receipts	Disbursements	Adjustments	Cash Balance
H	SALES						
	7000	HORTICULTURE	6,581.06	327.75	2,933.07	0.00	3,975.74
	7010	HOUSE CONSTRUCTION	3,454.51	0.00	0.00	0.00	3,454.51
	7020	HOUSE RENTAL	14,056.55	400.00	0.00	0.00	14,456.55
	7050	INTRO TO CONSTRUCTION	2,400.00	400.00	8,967.22	0.00	-6,167.22
	7150	BBB CLUB ACCOUNT	823.38	0.00	85.00	0.00	738.38
	7200	GBB CLUB ACCOUNT	768.68	22.00	479.00	0.00	311.68
	7215	BOYS GOLF CLUB ACCT.	894.04	0.00	0.00	0.00	894.04
	7225	GIRLS GOLF CLUB ACCOUNT	735.98	0.00	0.00	0.00	735.98
	7250	WRESTLING CLUB ACCOUNT	5,881.75	2,301.00	2,166.40	0.00	6,016.35
	7275	WRESTLING AIDS	477.71	0.00	0.00	0.00	477.71
	7300	BSOC CLUB ACCOUNT	79.08	0.00	0.00	0.00	79.08
	7325	GSOC CLUB ACCOUNT	2,780.38	371.71	93.46	0.00	3,058.63
	7350	G/B CROSS COUNTRY CLUB	1,247.42	0.00	0.00	0.00	1,247.42
	7400	FOOTBALL CLUB ACCOUNT	5,030.52	0.00	0.00	0.00	5,030.52
	7450	VOLLEYBALL CLUB ACCT.	6,217.40	0.00	0.00	0.00	6,217.40
	7500	SB CLUB ACCOUNT	1,167.78	0.00	0.00	-16.25	1,151.53
	7550	STUDENT PURCHASES	199.47	128.00	128.00	0.00	199.47
	7600	TR. CLUB ACCT	2,059.23	0.00	0.00	0.00	2,059.23
		H Totals:	54,854.94	3,950.46	14,852.15	-16.25	43,937.00
I	CLASSES						
	8250	ALUMNI ACCOUNT	1,386.24	0.00	0.00	0.00	1,386.24
	8255	CLASSES OF 2013	719.22	0.00	0.00	0.00	719.22
	8260	CLASS 2014	382.63	0.00	0.00	0.00	382.63
	8265	CLASS OF 2015	219.65	0.00	0.00	0.00	219.65
	8270	CLASS OF 2016	274.99	0.00	0.00	0.00	274.99
	8275	CLASS OF 2017	1,306.71	0.00	0.00	0.00	1,306.71
	8280	CLASS 2018	583.63	0.00	0.00	0.00	583.63
	8285	CLASS OF 2019	3,664.37	440.35	0.00	0.00	4,104.72
	8290	CLASS OF 2020	-140.75	0.00	0.00	0.00	-140.75
	8295	CLASS OF 2021	709.67	20.00	0.00	0.00	729.67
		I Totals:	9,106.36	460.35	0.00	0.00	9,566.71
J	YEARBOOK						
	8560	YEARBOOK	4,895.73	120.00	15.78	0.00	4,999.95
		J Totals:	4,895.73	120.00	15.78	0.00	4,999.95

Current Cash Balance

Sorted by Site ID, Group ID, Activity ID.
From 02/01/2018 to 02/28/2018.

Site ID / Group ID	Activity ID	Activity Name	Beginning Cash	Receipts	Disbursements	Adjustments	Cash Balance
K	MISCELLANEOUS						
	9000	STUDENT COUNCIL SCHOOL IMPROVMENT FUND	1,304.25	0.00	0.00	0.00	1,304.25
	9025	SAVE THE CHILDREN	300.00	0.00	0.00	0.00	300.00
	9030	AFTERSCHOOL PROGRAM	48,560.04	1,916.00	644.76	0.00	49,831.28
	9035	SIXPENSE	185.04	0.00	0.00	0.00	185.04
	9050	SCHS FELICITATIONS	0.00	0.00	0.00	0.00	0.00
	9075	KEY DEPOSITS & RENTAL FEES	3,003.25	32.00	0.00	0.00	3,035.25
	9100	BLOOD MOBILE	0.00	0.00	0.00	0.00	0.00
	9105	WELLNESS WARRIORS	1,797.99	0.00	0.00	0.00	1,797.99
	9115	LUNCH CARD	1,734.05	0.00	0.00	0.00	1,734.05
	9125	TMH	121.20	0.00	0.00	0.00	121.20
	9150	PRINCIPAL	770.47	116.52	0.00	0.00	886.99
	9175	Technology Fee	38,405.98	347.00	1,098.00	0.00	37,654.98
		K Totals:	96,182.27	2,411.52	1,742.76	0.00	96,851.03
L	SCHOLARSHIPS/MEMORIALS						
	9200	TOUR	176.57	0.00	0.00	0.00	176.57
	9500	JOHNSONS SILENT AUCTION	0.00	0.00	0.00	0.00	0.00
		L Totals:	176.57	0.00	0.00	0.00	176.57
		SCHUYL Totals:	389,394.47	27,950.26	68,329.65	0.00	349,015.08
		Report Totals:	389,394.47	27,950.26	68,329.65	0.00	349,015.08

SCHUYLER COMMUNITY SCHOOLS
Treasurer's Report
Fiscal Year 2018

GENERAL FUND	Feb-18	YTD 2017-18
Beginning Cash Balance	**2,773,339.41**	**1,998,755.11**
Receipts:		
Colfax county Local District Tax	246,817.30	5,419,480.95
Butler county Local District Tax	98,704.31	796,784.68
Interest	967.94	4,205.95
License Fees		0.00
Rent of Facility		0.00
Curriculum Receipts	90.00	2,590.00
Other Local Receipts		0.00
ESU Receipts		0.00
State Aid	274,019.00	1,644,114.00
Special Education	78,161.00	321,421.00
SPED Transportation		0.00
State Apportionment	269,190.07	269,190.07
Distant Ed Incentive		0.00
Six Pence		169,974.56
Other State Receipts		0.00
High Ability Learner		10,730.00
Title 1 Part A		2,556.00
Title I part B		0.00
Title I, SIG		747,536.00
Title II, Part A - Staff		0.00
Title IIA - ESU consortium		0.00
Title II, Part A - consortium		0.00
SPED IDEA Base		92,631.00
SPED Preschool		0.00
SPED IDEA, Part B Enroll		234,568.00
SPED Ed IDEA CEIS		58,664.00
SPED non public		3,816.00
Medicaid in the Public Schools - MIPS		3,000.80
NASB MEDICAID Reimbursements		0.00
Carl Perkins Fund		104.33
E-Rate Reimbursement		57,053.85
Migrant		0.00
Title III		41,358.00
Title III Immigrant		0.00
21st Century Grant		75,764.36
EducationQuest Grant		750.00
Buffett Foundation		0.00
Scott Foundation Grant - Child Well Being		0.00
Insurance Adjustments		0.00
Sale of Property		0.00
Other Non Revenue	51.35	11,649.35
Transfers in		0.00
Total Receipts	**968,000.97**	**9,967,942.90**
Non-program Receipts		
Non-program Receipts		0.00
Lunch & Coop Fund Reimbursements	33,623.60	160,181.63
Subtotal	**33,623.60**	**160,181.63**
Transfers from CD		
Transfers IN/OUT Money Market Accounts	3,000,000.00	7,100,000.00
Total Receipts & Transfers	**4,001,624.57**	**17,228,124.53**
General Fund Cash	**6,774,963.98**	**19,226,879.64**

General Fund Disbursements	-1,649,623.40	-9,874,886.84
Transfers In/Out Money Market Accounts	-3,033,623.60	-7,260,181.63
Prior Period Adjustment (Voided Checks)		-94.19
Total Disbursements	**-4,683,247.00**	**-17,135,162.66**
Ending Book Balance	**2,091,716.98**	**2,091,716.98**
INVESTMENT ACCOUNTS BALANCES:		
GENERAL FUND CD's (BALANCE CARRIED FC	**76,348.88**	**76,233.54**
CD Cashed out		**0.00**
Interest on CD		**115.34**
Total CD BALANCE	**76,348.88**	**76,348.88**
TOTAL GENERAL FUND CASH BALANCE	**2,168,065.86**	**2,168,065.86**
SPECIAL BUILDING FUND		
Beginning Cash Balance	**367,713.30**	**532,719.31**
Colfax County Tax Collection	5,767.33	209,893.55
Butler County Tax Collection	2,720.67	31,029.40
School Project Support Donations		0.00
Sale of Property		0.00
Interest	75.73	666.77
REC building Project	60.00	384.04
Sale of Property		44,000.00
Non-revenue receipts		0.00
Total before non-program receipts	**8,623.73**	**285,973.76**
Non-program Receipts/transfers		180,000.00
Total Monthly Receipts	**8,623.73**	**465,973.76**
Cashed CD's		0.00
Total Building Fund Cash	**376,337.03**	**998,693.07**
Disbursements & Transfers:		
Total Expenditures	(20929.02)	(463285.06)
Non-program Expenditures		(180000.00)
Total Disbursements	**(20,929.02)**	**(643,285.06)**
Ending Balance	**355,408.01**	**355,408.01**
Special Building Fund Investment Accounts		
CD's Beginning Balance (58367, 800012316, 800012316)		**0.00**
CD's Purchased		0.00
CD's Purchased with Bond Dollars		0.00
Interest on CD	**32.23**	32.23
Total Special Building Fund Investments	**32.23**	**32.23**
Total Special Building Fund	**355,440.24**	**355,440.24**
BOND FUND ACCOUNT		
Beginning Balance Pinnacle Bank	**379,149.87**	**594,802.94**
New Bond K-3 2007 tax collections	13,569.88	189,929.04
Interest	29.50	269.77
		0.00
Total	**13,599.38**	**190,198.81**
Bond Payment		-392,252.50
Expenditures		**0.00**
Balance 2007 bonds	**392,749.25**	**392,749.25**
Beginning Balance - County Treasurer		**0.00**

Old Bond - WW 1993 - Held by Colfax Co Treasurer		0.00
Transfers		0.00
Total Old Bond Balance		**0.00**
Beatrice Bank Holding funds		**0.00**
Total Bond Fund Balance	**392,749.25**	**392,749.25**
DEPRECIATION FUND SAVINGS		
Beginning Balance Checking accounts	**492,483.14**	**572,705.51**
Receipts		0.00
Interest on Money Market Account	233.40	1,201.18
Total	**492,716.54**	**573,906.69**
Disbursements	0.00	-81,190.15
Transfers		0.00
Ending Balance Cash account/Money Market Ac	**492,716.54**	**492,716.54**
DEPRECIATION FUND INVESTMENTS:		
Beginning Balance (800011254, 800012522, 583	**85,630.89**	**85,555.41**
CD's		**0.00**
Interest		**75.48**
Ending Balance Investments	**85,630.89**	**85,630.89**
Total Depreciation Funds	**578,347.43**	**578,347.43**
QUALIFIED CAPTIAL PURPOSE BONDS		
Beginning balance	**2,950,113.16**	**2,769,624.71**
PINNACLE BANK (initial deposit+interest)		
Colfax County Tax Collections	6,249.72	167,218.99
Butler County Tax Collections	3,325.81	25,734.43
Interest & Transfers	1,585.99	7,064.41
US Treasury Receipts		111,342.14
Total Monthly Receipts	**11,161.52**	311,359.97
Transfers		
Payments/Transfer of interest	0.00	119,710.00
Disbursements		
Fund Balance	**2,961,274.68**	**2,961,274.68**
EMPLOYEE BENEFITS FUND		
Beginning Balance	**59,393.30**	**47,297.36**
Deposits	5,488.57	52,838.47
Total Revenue	**64,881.87**	**100,135.83**
Disbursements & Transfers:	-9,884.67	-45,138.63
Ending Balance	**54,997.20**	**54,997.20**
EMPLOYEE BENEFITS FUND INVESTMENTS:		
Beginning Balance (800010018; 55375)	**13,313.01**	**13,304.63**
SCS CD's		8.38
Ending Balance	**13,313.01**	**13,313.01**
Total Employee Benefits Funds Investments	13,313.01	13,313.01
Total Employee Benefits Funds	**68,310.21**	**68,310.21**
SCS STUDENT FEES		
Beginning Balance	**50,107.44**	**45,464.60**
Receipts	724.00	12,816.00

Total	**50,831.44**	**58,280.60**
Disbursements	-376.49	-7,825.65
Ending Balance	**50,454.95**	**50,454.95**
SCS ACTIVITY FUND		
Beginning Balance	**389,394.47**	**353,355.85**
Receipts	27,950.26	257,249.77
Total	**417,344.73**	**610,605.62**
Disbursements	-68,329.65	-261,590.54
Ending Balance	**349,015.08**	**349,015.08**
Lunch Fund		
Beginning Balance Checking accounts	**147,531.47**	**129,157.30**
Receipts	108,334.26	663,875.94
Interest	14.55	75.90
non-program receipts		0.00
Total Cash	**255,880.28**	**793,109.14**
Disbursements	-99,656.52	-636,885.38
non-program expenses		0.00
Total Expenditures	-99,656.52	-636,885.38
Total Lunch Funds	**156,223.76**	**156,223.76**
SCS COOPERATIVE FUND		
Beginning Balance	**32,288.71**	**42,100.28**
Receipts	11,918.91	26,199.91
Total	**44,207.62**	**68,300.19**
Disbursements	-11,805.72	-35,898.29
Ending Balance	**32,401.90**	**32,401.90**

Submitted By:

Charles P. Misek, Treasurer

SCHUYLER COMMUNITY SCHOOLS

Revenue Summary Report

FY 2018

For the Month of February 2018

Account	BUDGET 2017-18	Feb-18	2017-18 YTD TOTALS	Percent Collected
Tax Collections	12,787,348.00	345,521.61	6,216,265.63	48.61%
Tuition Rec'd Other Districts	-		-	0.00%
Interest earned on Local Receipts	1,000.00	967.94	4,263.60	426.36%
CD Interest	17,500.00	-	57.69	0.33%
License Fee	3,500.00		-	-
Community Service Activities	3,000.00		-	-
Grants from Corp & other private		90.00	-	-
Other Local Receipts	19,118.00		-	0.00%
ESU Receipts	2,000.00		-	0.00%
State Aid	4,052,925.00	274,019.00	1,644,114.00	40.57%
Sp Ed Programs	558,000.00	78,161.00	321,421.00	57.60%
Sp Ed Transportation	4,000.00		-	0.00%
State Apportionment	261,975.00	269,190.07	269,190.07	102.75%
Other State/Distance Learning Education			-	
High Ability Learner	6,500.00		10,730.00	165.08%
Six Pence	135,000.00		169,974.56	125.91%
Other State	5,000.00		-	0.00%
Title I, Part A	200,000.00		2,556.00	0.00%
Title I, part B	400,000.00		-	0.00%
Title I - School Improvement Grant	886,985.00		747,536.00	0.00%
Title IIA	40,000.00		-	0.00%
Title IIA, ESU7 Consortium	-		-	0.00%
IDEA, to age 5	82,576.00		92,631.00	0.00%
Sp Ed - Base	250,000.00		-	0.00%
Sp Ed-Part B Funds Enrollment	47,595.00		234,568.00	492.84%
Sp Ed - CEIS	45,000.00		58,664.00	130.36%
Sp Ed - Non public			3,816.00	0.00%
Medicaid in Public schools	10,000.00		3,000.80	0.00%
NASB NEBMAC MEDICAID	40,000.00		-	0.00%
Carl Perkins	5,000.00		104.33	2.09%
E-Rate Reimbursement	57,000.00		57,053.85	100.09%
Migrant	-		-	
Title III	80,000.00		41,358.00	51.70%
Title III Immigrant	5,000.00		-	0.00%
21st Century Grant	293,750.00		75,764.36	0.00%
Save the Children Buffett Foundation			-	
Education Quest	-		750.00	0.00%
Scott Grant - Child Well Being			-	
Debt Services			-	0.00%
Insurance Adjustments	-		-	0.00%
Sale of Property	-		-	0.00%
Other Non Revenue Receipts		51.35	11,649.35	0.00%
Total Program Receipts	**20,299,772.00**	**968,000.97**	**9,965,468.24**	49.09%
Non Program Receipts				
Non Program Receipts	-			
Lunch, Coop Payroll or Reimb	-	33,623.60	160,181.63	
	-			
Total Receipts	**20,299,772.00**	**1,001,624.57**	**10,125,649.87**	
Total Budgeted Beginning Cash	2,626,123.00			

Total Resources Available	**22,925,895.00**			
Audit adjustments				
OTHER FUND RECEIPTS				
Depreciation Fund Receipts	382,792.00	233.40	1,276.66	
Employee Benefits Fund Receipts	110,159.00	5,488.57	52,846.85	47.97%
Qualified Capital Purpose Fund	716,047.00	11,161.52	311,359.97	43.48%
Activities Fund Receipts	295,183.00	27,950.26	257,249.77	87.15%
Lunch Fund Receipts	945,654.00	108,348.81	663,951.84	70.21%
Bond Fund	501,051.00	13,599.38	190,198.81	37.96%
Special Bldg Fund	568,682.00	8,655.96	286,043.97	50.30%
Cooperative Fund	150,000.00	11,918.91	26,199.91	17.47%
Student Fee Receipts	18,366.00	724.00	12,816.00	69.78%
TOTAL OTHER FUND RECEIPTS	**3,687,934.00**	**188,080.81**	**1,801,943.78**	
Beginning Balances	4,584,626.00			
TOTAL SCS FUND RECEIPTS	***31,198,455.00***	**1,189,705.38**	**11,927,593.65**	
Transfer				
General Fund	-	3,000,000.00	7,100,000.00	
Depreciation Fund			-	
Employee Benefits			-	
Qualified Capital Purpose Fund			-	
Activity Fund			-	
Lunch Fund			-	
Bond Fund			-	
Special Building Fund			180,000.00	
Cooperative Fund				
Student Fees Fund			-	
TOTAL TRANSFERS		**3,000,000.00**	**7,280,000.00**	
TOTAL SCS RECEIPTS WITH TRANSFERS		**4,189,705.38**	**19,207,593.65**	

SCHUYLER COMMUNITY SCHOOLS
EXPENDITURE SUMMARY
FISCAL YEAR 2018
Monthly Expenditures

Account	2017-18 Budget	Feb-18	YTD 2017-18	Percent 2017-18
Regular Instructional Programs	11,712,000.00	932,520.93	5,359,053.46	45.76%
Special Education Instructional Programs	1,007,005.00	164,566.25	996,207.61	98.93%
Support Services-Pupils	899,000.00	51,523.25	320,266.19	35.62%
Support Services-Staff	612,415.00	47,443.32	297,139.40	48.52%
General Administration	477,640.00	37,932.30	239,515.96	60.01%
Office Of The Principal	801,059.00	77,405.69	480,696.73	45.56%
Support Services-Business	134,800.00	6,291.86	61,417.83	45.56%
Vehicle Acquisition & Maintenance	36,400.00	4,562.19	10,537.25	28.95%
Support Services-Maintenance & Operation	1,619,256.00	128,059.98	809,103.38	49.97%
Support Services-Pupil Transportation	71,320.00	4,400.94	27,085.24	37.98%
Community Services	40,000.00	6,419.19	36,631.49	91.58%
State Categorical Programs	385,400.00	31,471.09	153,539.05	39.84%
Federal Programs	2,180,100.00	157,026.41	1,083,780.75	49.71%
Debt Service	232,500.00		-	0.00%
Summer School	42,000.00		-	0.00%
Transfers	100,000.00		-	0.00%
Total Program Expenditures	**20,350,895.00**	**1,649,623.40**	**9,874,974.34**	**48.52%**
Non Prog. Expenditures - Misc			94.19	
Non Prog. Expenditures - Lunch & Coop		33,623.60	160,094.13	
Total Expenditures	**20,350,895.00**	**1,683,247.00**	**10,035,162.66**	
Budgeted Cash Reserve	2,575,000.00			
Total Requirements	**22,925,895.00**	**1,683,247.00**	**10,035,162.66**	
OTHER FUND DISBURSEMENTS				
Depreciation Fund Disbursements	850,000.00	-	81,190.15	9.55%
Employee Benefits Fund Disbursements	145,560.00	9,884.67	45,138.63	31.01%
Qualified Capital Purpose Fund	3,150,000.00	-	119,710.00	3.80%
Activities Fund Disbursements	500,000.00	68,329.65	261,590.54	52.32%
Lunch Fund Disbursements	1,020,000.00	99,656.52	636,885.38	62.44%
Bond Fund	575,000.00	-	392,252.50	68.22%
Special Bldg Fund Disbursements	1,075,000.00	20,929.02	463,285.06	43.10%
Cooperative	150,000.00	11,805.72	35,898.29	23.93%
Student Fee Disbursements	50,000.00	376.49	7,825.65	15.65%
	7,515,560.00	210,982.07	2,043,776.20	27.19%
Other fund Cash Reserves	815,000.00			
TOTAL DISTRICT'S DISBURSEMENTS	**31,256,455.00**	**1,894,229.07**	**12,078,938.86**	
Transfer funds				
General Fund		3,000,000.00	7,100,000.00	
Depreciation Fund			-	
Employee Benefits			-	
Qualified Capital Purpose Fund			-	
Activity Fund			-	
Lunch Fund Transfers			-	
Bond Fund			-	
Special Building Fund			180,000.00	
Cooperative Fund			-	
Student Fees Fund			-	
Transfer funds		**3,000,000.00**	**7,280,000.00**	
TOTAL DISTRICT EXPENDITURES		**4,894,229.07**	**19,358,938.86**	

SCHUYLER COMMUNITY SCHOOLS
LUNCH PROGRAM
BUDGET TO ACTUAL
FISCAL YEAR 2018

Receipts:	**Budget 2017-2018**	**February 2018**	**YTD Actual 2017-2018**	**% of Budget**
Sale of Meals	100000.00	19497.47	110599.66	110.60%
Interest	20.00	14.55	75.90	379.50%
State Reimbursement	5000.00		0.00	0.00%
Federal Reimbursement	785822.70	88836.79	553276.28	70.41%
Other Non-Revenue Income	0.00		0.00	
Transfer	0.00		0.00	
Non-program receipts	0.00		0.00	0.00%
Total Receipts	**890842.70**	**108348.81**	**663951.84**	**74.53%**
Beginning Cash	129157.30			
Transfer between accts				
Total Receipts & Beg. Cash	**1020000.00**			
Expenditures				
Regular Salaries	375000.00	24141.82	143130.78	38.17%
Substitute Salaries	10000.00	202.30	2478.20	24.78%
Employee Benefits	150000.00	13685.94	79939.15	53.29%
Contracted Services	1000.00		187.19	18.72%
Gas & Van Service	1000.00	91.43	672.25	67.23%
Food	450000.00	58005.72	375466.90	83.44%
Supplies & Materials	23000.00	3182.28	18431.24	80.14%
Equipment	8000.00		14859.80	0.00%
Miscellaneous	2000.00	347.03	1276.82	63.84%
Non-program Expenditures	0.00		443.05	0.00%
Total Expenditures	**1020000.00**	**99656.52**	**636885.38**	**62.44%**
Necessary Cash Reserves	**0.00**			
TOTAL REQUIREMENTS	**1020000.00**			
Transfers back between accts				
Revenue over Expenses		**8,692.29**	**27,066.46**	

REVENUE REPORT	2012-13	%	2013-14	%	2014-15	%	2015-16	%	2016-17	%	2017-18	%
September Total	**$3,243,881.77**	**20.05%**	**$3,265,998.95**	**18.78%**	**$3,689,300.73**	**17.69%**	**$3,777,399.57**	**18.11%**	**$3,834,741.76**	**18.89%**	**$4,269,068.23**	**21.30%**
Local/County	$2,721,553.23	29.79%	$2,722,697.71	27.36%	$2,959,876.38	25.25%	$3,296,850.19	25.42%	$3,244,512.16	24.10%	$3,616,567.87	24.80%
State	$486,165.87	8.37%	$517,078.69	8.34%	$581,961.52	8.41%	$406,284.76	7.95%	$405,292.50	8.03%	$318,484.56	8.39%
Federal	$35,044.21	2.85%	$26,108.00	2.12%	$147,462.83	6.66%	$74,077.43	2.66%	$184,795.20	10.34%	$334,015.80	20.00%
Other	$1,118.46	22.37%	$114.55	2.29%	$0.00	0.00%	$187.19	18719.00%	$141.90	14190.00%		0.00%
October Total	**$800,294.79**	**25.00%**	**$849,385.19**	**23.67%**	**$819,772.20**	**21.62%**	**$919,934.61**	**22.52%**	**$800,032.03**	**22.83%**	**$812,931.69**	**25.35%**
Local/County	$269,910.85	32.75%	$259,569.32	29.96%	$225,585.97	27.18%	$465,936.95	29.02%	$353,056.80	26.72%	$334,446.13	27.10%
State	$493,020.87	16.85%	$523,529.69	16.79%	$588,572.52	16.92%	$444,247.15	16.65%	$416,054.50	16.27%	$284,749.00	15.89%
Federal	$35,048.93	5.70%	$349.10	2.15%	$3,548.58	6.82%	$9,750.51	3.02%	$30,675.73	12.06%	$193,736.56	31.60%
Other	$2,314.14	68.65%	$65,937.08	1321.03%	$2,065.13	206513.00%	$0.00	18719.00%	$245.00	38690.00%		0.00%
November Total	**$681,651.52**	**29.21%**	**$670,719.61**	**27.53%**	**$704,918.79**	**25.00%**	**$841,237.42**	**26.56%**	**$934,567.57**	**27.44%**	**$404,661.44**	**27.37%**
Local/County	$95,304.63	33.79%	$112,741.80	31.10%	$98,109.77	28.01%	$115,861.20	29.91%	$158,699.52	27.90%	$111,941.11	27.87%
State	$483,165.87	25.17%	$515,078.69	25.09%	$581,961.52	25.33%	$0.00	16.65%	$405,292.50	24.30%	$274,019.00	23.11%
Federal	$97,466.14	13.62%	$35,415.49	5.03%	$24,291.13	7.92%	$723,064.57	29.03%	$370,575.55	32.80%	$7,103.33	32.03%
Other	$5,714.88	182.95%	$7,483.63	1470.71%	$556.37	262150.00%	$2,311.65	249884.00%	$0.00	38690.00%	$11,598.00	1159.80%
December Total	**$862,123.68**	**34.54%**	**$800,090.95**	**32.13%**	**$894,606.37**	**29.29%**	**$1,243,678.07**	**32.52%**	**$863,838.51**	**31.69%**	**$683,867.94**	**30.78%**
Local/County	$272,803.54	36.78%	$192,538.93	33.03%	$226,629.75	29.95%	$307,081.16	32.28%	$266,290.80	29.88%	$264,179.54	29.68%
State	$569,949.87	34.98%	$607,161.69	34.89%	$655,231.52	34.80%	$914,854.52	34.57%	$405,292.50	32.33%	$395,674.00	33.54%
Federal	$3,417.77	13.90%	$0.00	5.03%	$7,379.81	8.25%	$14,668.35	29.55%	$192,255.21	43.56%	$24,014.40	33.47%
Other	$15,952.50	502.00%	$390.33	1478.51%	$5,365.29	798679.00%	$7,074.04	957288.00%	$0.00	38690.00%	$0.00	1159.80%
January total	**$1,292,143.75**	**42.52%**	**$2,125,248.63**	**44.35%**	**$1,840,957.36**	**38.12%**	**$2,258,459.02**	**43.35%**	**$1,894,173.38**	**41.02%**	**$2,829,527.97**	**44.90%**
Local/County	$665,610.57	44.07%	$1,194,008.87	45.03%	$1,173,520.62	39.96%	$1,324,921.74	42.50%	$1,361,047.88	39.98%	$1,549,462.72	40.31%
State	$572,198.87	44.83%	$606,631.69	44.67%	$655,231.52	44.27%	$931,190.66	52.80%	$522,738.50	42.68%	$521,133.00	47.27%
Federal	$44,861.18	17.55%	$324,573.84	31.44%	$11,844.10	8.79%	$2,346.62	29.64%	$3,497.12	43.75%	$758,932.25	78.91%
Other	$9,473.13	691.46%	$34.23	1479.20%	$361.12	834791.00%		957288.00%	$6,889.88	727678.00%		1159.80%
February Total	**$1,220,138.54**	**50.07%**	**$1,148,504.60**	**50.96%**	**$1,728,208.84**	**46.41%**	**$852,443.43**	**47.44%**	**$1,182,532.68**	**46.85%**	**$968,000.97**	**49.73%**
Local/County	$252,933.44	46.84%	$247,669.25	47.52%	$255,338.86	42.14%	$262,178.17	44.52%	$285,384.80	42.10%	$346,579.55	42.68%
State	$845,016.92	59.37%	$891,484.60	59.05%	$1,030,379.73	59.16%	$523,430.65	63.05%	$735,559.01	57.25%	$621,370.07	63.64%
Federal	$3,615.29	17.84%	$8,725.67	32.15%	$442,490.25	28.78%	$66,834.61	32.04%	$161,430.75	52.79%	$0.00	78.91%
Other	$118,572.89	3062.92%	$625.08	1491.70%	$0.00	834791.00%		957288.00%	$158.12	743490.00%	$51.35	1164.94%
March total	**$1,555,657.68**	**59.68%**	**$1,088,408.12**	**57.22%**	**$1,211,095.78**	**52.21%**	**$1,513,121.85**	**54.70%**	**$876,612.25**	**51.17%**	**$0.00**	**49.73%**
Local/County	$452,827.33	51.79%	$322,560.66	50.76%	$425,766.41	45.77%	$485,798.34	48.27%	$343,463.17	44.65%		42.68%
State	$575,647.87	69.28%	$628,728.00	69.19%	$664,297.52	68.76%	$500,780.51	72.85%	$523,290.50	67.62%		63.64%
Federal	$526,637.48	60.66%	$136,430.87	43.25%	$120,632.85	34.23%	$515,712.32	50.59%	$9,786.44	53.33%		78.91%
Other	$545.00	3073.82%	$688.59	1505.47%	$399.00	874691.00%	$10,830.68	2040356.00%	$72.14	750704.00%		1164.94%
April Total	**$1,171,427.67**	**66.92%**	**$1,633,241.15**	**66.61%**	**$1,863,742.31**	**61.15%**	**$2,030,684.75**	**64.43%**	**$2,508,145.70**	**63.52%**	**$0.00**	**49.73%**
Local/County	$549,372.21	57.81%	$1,008,894.58	60.89%	$998,263.70	54.29%	$1,277,509.82	58.12%	$1,354,835.34	54.72%		42.68%
State	$534,523.87	78.48%	$608,417.69	79.01%	$684,985.53	78.66%	$509,797.76	82.83%	$530,337.50	78.12%		63.64%
Federal	$87,131.59	67.75%	$13,969.09	44.39%	$180,493.08	42.38%	$243,077.17	59.34%	$619,472.86	88.00%		78.91%
Other	$400.00	3081.82%	$1,959.79	1544.67%	$0.00	874691.00%	$300.00	2070356.00%	$3,500.00	1100704.00%		1164.94%
May Total	**$3,940,649.71**	**91.28%**	**$3,932,891.88**	**89.23%**	**$4,708,506.23**	**83.73%**	**$4,701,494.65**	**86.98%**	**$5,182,724.79**	**89.05%**	**$0.00**	**49.73%**
Local/County	$3,090,817.05	91.64%	$3,268,977.47	93.74%	$3,823,961.03	86.91%	$3,802,993.88	87.45%	$4,437,550.99	87.67%		42.68%
State	$723,278.87	90.93%	$609,889.66	88.85%	$663,745.52	88.25%	$556,121.29	93.72%	$516,629.50	88.35%		63.64%
Federal	$110,514.87	76.73%	$48,453.34	48.33%	$220,669.22	52.35%	$342,379.48	71.65%	$223,752.87	100.52%		78.91%
Other	$16,038.92	3402.60%	$5,571.41	1656.09%	$130.46	887737.00%		2070356.00%	$4,791.43	1579847.00%		1164.94%
June Total	**$1,127,680.84**	**98.25%**	**$1,133,300.30**	**95.75%**	**$1,148,776.66**	**89.24%**	**$1,493,688.04**	**94.14%**	**$1,400,905.70**	**95.95%**	**$0.00**	**49.73%**
Local/County	$490,950.58	97.02%	$316,040.03	96.91%	$300,080.50	89.47%	$863,965.74	94.11%	$577,183.40	91.96%		42.68%
State	$612,293.90	101.47%	$666,530.56	99.60%	$700,820.48	98.38%	$526,569.77	104.03%	$795,801.97	104.12%		63.64%
Federal	$23,735.41	78.66%	$149,047.80	60.45%	$146,450.68	58.97%	$102,986.09	75.36%	$27,920.33	102.08%		78.91%
Other	$700.95	3416.62%	$1,681.91	1689.73%	$1,425.00	1030237.00%	$166.44	2087000.00%	$0.00	1579847.00%		1164.94%
July Total	**$175,787.22**	**99.33%**	**$211,749.74**	**96.97%**	**$389,401.73**	**91.10%**	**$229,587.05**	**95.24%**	**$179,037.44**	**96.84%**	**$0.00**	**49.73%**
Local/County	$136,849.87	98.52%	$77,114.79	97.69%	$332,808.51	92.31%	$103,610.47	94.91%	$135,494.63	92.97%		42.68%
State	$0.00	101.47%	$6,837.50	99.71%	$35,084.52	98.89%	$0.00	104.03%	$0.00	104.12%		63.64%
Federal	$35,598.85	81.56%	$127,411.04	70.82%	$21,073.17	59.92%	$119,497.83	79.66%	$15,039.00	102.93%		78.91%
Other	$3,338.50	3483.39%	$386.41	1697.46%	$435.53	1073790.00%	$6,478.75	2734875.00%	$28,503.81	4430228.00%		1164.94%
August Total	**$587,272.25**	**102.96%**	**$439,373.88**	**99.50%**	**$617,773.93**	**94.07%**	**$1,249,431.71**	**101.23%**	**$314,415.70**	**98.38%**	**$0.00**	**49.73%**
Local/County	$310,399.36	101.92%	$358,946.75	101.29%	$377,791.04	95.53%	$830,622.55	101.31%	$130,881.70	93.94%		42.68%
State	$0.00	101.47%	$41,490.58	100.38%	$0.00	98.89%	$56,784.53	105.14%		104.12%		63.64%
Federal	$229,726.99	100.24%	$38,925.14	73.99%	$216,848.53	69.72%	$283,118.59	89.84%	$183,534.00	113.20%		78.91%
Other	$47,145.90	4426.31%	$11.41	1697.69%	$23,134.36	3387226.00%	$78,906.04	10625479.00%		4430228.00%		1164.94%
Total Received	**$16,658,709.42**	**102.96%**	**$17,298,913.00**	**99.50%**	**$19,617,060.93**	**94.07%**	**$21,111,160.17**	**101.23%**	**$19,971,727.51**	**98.38%**	**$9,968,058.24**	**49.73%**
Total Budgeted	**$16,179,118.00**		**$17,386,713.00**		**$20,854,313.00**		**$20,854,313.00**		**$20,299,773.00**		**$20,046,234.00**	
Local/County Budgeted	$9,134,315.00		$9,953,110.00		$11,721,501.00		$12,967,000.00		$13,464,451.00		$14,580,040.00	
State Budgeted	$5,809,931.00		$6,199,437.00		$6,919,305.00		$5,107,423.00		$5,048,400.00		$3,795,194.00	
Federal Budgeted	$1,229,872.00		$1,229,166.00		$2,213,506.00		$2,779,889.00		$1,786,921.00		$1,670,000.00	
Others Budgeted	$5,000.00		$5,000.00		$1.00		$1.00		$1.00		$1,000.00	
Over/Under	**479,591.42**	**2.96%**	(87,800.00)	**-0.50%**	(1,237,252.07)	**-5.93%**	**256,847.17**	**1.23%**	(328,045.49)	**-1.62%**	(10,078,175.76)	**-50.27%**

EXPENDITURE REP	2012-13	%	2013-14	%	2014-15	%	2015-16	%	2016-17	%	2017-18	%
September Total	**$1,849,309.87**	**10.70%**	**$1,617,997.97**	**9.11%**	**$1,586,003.98**	**7.93%**	**$1,546,839.29**	**7.73%**	**$1,539,984.51**	**7.57%**	**$1,543,208.42**	**7.58%**
Payroll and Benefits	$1,227,892.31	8.69%	$1,283,591.68	8.75%	$1,293,637.93	7.79%	$1,254,278.80	7.56%	$1,406,961.65	8.15%	$1,463,973.67	8.15%
Accounts Payable	$621,417.56	19.70%	$334,406.29	10.83%	$292,366.05	8.60%	$292,560.49	8.60%	$133,022.86	4.31%	$79,234.75	3.31%
October Total	**$1,333,822.76**	**18.41%**	**$1,401,716.38**	**17.00%**	**$1,610,650.56**	**15.98%**	**$1,643,562.29**	**15.95%**	**$1,672,110.74**	**15.78%**	**$1,769,382.25**	**16.28%**
Payroll and Benefits	$1,143,367.18	16.78%	$1,181,349.20	16.79%	$1,258,567.43	15.37%	$1,308,199.96	15.44%	$1,373,032.01	16.10%	$1,411,494.27	16.02%
Accounts Payable	$190,455.58	25.73%	$220,367.18	17.97%	$352,083.13	18.95%	$335,362.33	18.47%	$299,078.73	14.00%	$357,887.98	18.24%
November Total	**$1,445,993.76**	**26.77%**	**$1,536,909.02**	**25.65%**	**$1,478,880.75**	**23.38%**	**$1,538,076.50**	**23.64%**	**$1,797,062.78**	**24.61%**	**$1,691,421.13**	**24.59%**
Payroll and Benefits	$1,150,477.61	24.91%	$1,198,104.30	24.96%	$1,271,292.91	23.03%	$1,306,456.33	23.31%	$1,357,595.11	23.97%	$1,408,770.79	23.86%
Accounts Payable	$295,516.15	35.10%	$338,804.72	28.95%	$207,587.84	25.06%	$231,620.17	25.28%	$439,467.67	28.23%	$282,650.34	30.03%
December Total	**$1,357,283.75**	**34.62%**	**$1,344,398.22**	**33.22%**	**$1,446,578.00**	**30.61%**	**$1,503,918.41**	**31.16%**	**$1,573,314.08**	**32.34%**	**$1,587,829.31**	**32.39%**
Payroll and Benefits	$1,148,765.66	33.04%	$1,185,882.01	33.04%	$1,244,464.16	30.53%	$1,293,460.90	31.10%	$1,352,358.36	31.80%	$1,411,764.26	31.72%
Accounts Payable	$208,518.09	41.71%	$158,516.21	34.08%	$202,113.84	31.00%	$210,457.51	31.47%	$220,955.72	35.39%	$176,065.05	37.38%
January total	**$1,264,922.47**	**41.94%**	**$1,312,879.88**	**40.61%**	**$1,416,599.92**	**37.69%**	**$1,478,112.93**	**38.55%**	**$1,575,058.75**	**40.08%**	**$1,633,516.52**	**40.42%**
Payroll and Benefits	$1,120,649.98	40.97%	$1,177,040.50	41.05%	$1,257,022.65	38.10%	$1,298,596.35	38.92%	$1,388,499.67	39.84%	$1,438,173.00	39.74%
Accounts Payable	$144,272.49	46.28%	$135,839.38	38.48%	$159,577.27	35.70%	$179,516.58	36.75%	$186,559.08	41.43%	$195,343.52	45.53%
February Total	**$1,311,064.49**	**49.52%**	**$1,403,873.80**	**48.51%**	**$1,618,399.15**	**45.79%**	**$1,526,340.07**	**46.18%**	**$1,596,272.75**	**47.93%**	**$1,649,623.40**	**48.52%**
Payroll and Benefits	$1,137,572.54	49.02%	$1,191,361.71	49.17%	$1,256,823.51	45.67%	$1,291,244.15	46.70%	$1,349,013.62	47.66%	$1,391,119.52	47.48%
Accounts Payable	$173,491.95	51.78%	$212,512.09	45.37%	$361,575.64	46.33%	$235,095.92	43.67%	$247,259.13	49.44%	$258,503.88	56.32%
March total	**$1,325,835.62**	**57.19%**	**$1,349,916.60**	**56.11%**	**$1,463,652.98**	**53.10%**	**$1,604,907.73**	**54.21%**	**$1,628,284.06**	**55.93%**	**$0.00**	**48.52%**
Payroll and Benefits	$1,153,519.72	57.18%	$1,198,109.22	57.33%	$1,290,767.24	53.45%	$1,333,219.78	54.73%	$1,385,812.13	55.68%		47.48%
Accounts Payable	$172,315.90	57.24%	$151,807.38	50.29%	$172,885.74	51.42%	$271,687.95	51.66%	$242,471.93	57.30%		56.32%
April Total	**$1,280,538.15**	**64.60%**	**$1,330,513.12**	**63.60%**	**$1,488,270.17**	**60.55%**	**$1,393,336.22**	**61.18%**	**$1,605,283.97**	**63.82%**	**$0.00**	**48.52%**
Payroll and Benefits	$1,130,521.26	65.17%	$1,181,684.00	65.38%	$1,261,959.40	61.05%	$1,295,557.89	62.54%	$1,349,987.19	63.50%		47.48%
Accounts Payable	$150,016.89	62.00%	$148,829.12	55.11%	$226,310.77	58.07%	$97,778.33	54.53%	$255,296.78	65.57%		56.32%
May Total	**$1,350,912.94**	**72.41%**	**$1,454,410.75**	**71.79%**	**$1,433,181.09**	**67.71%**	**$1,590,118.89**	**69.13%**	**$1,772,744.18**	**72.53%**	**$0.00**	**48.52%**
Payroll and Benefits	$1,159,091.91	73.37%	$1,192,409.39	73.51%	$1,266,060.96	68.68%	$1,288,718.16	70.30%	$1,328,667.38	71.20%		47.48%
Accounts Payable	$191,821.03	68.08%	$262,001.36	63.60%	$167,120.13	62.99%	$301,400.73	63.40%	$444,076.80	79.95%		56.32%
June Total	**$1,500,316.16**	**81.09%**	**$1,478,554.44**	**80.11%**	**$1,786,307.10**	**76.64%**	**$1,905,598.30**	**78.65%**	**$1,913,859.70**	**81.93%**	**$0.00**	**48.52%**
Payroll and Benefits	$1,147,558.00	81.49%	$1,188,929.32	81.61%	$1,281,344.42	76.40%	$1,310,032.08	78.19%	$1,363,166.89	79.10%		47.48%
Accounts Payable	$352,758.16	79.26%	$289,625.12	72.98%	$504,962.68	77.84%	$595,566.22	80.91%	$550,692.81	97.79%		56.32%
July Total	**$1,340,066.51**	**88.84%**	**$1,318,578.29**	**87.53%**	**$1,917,135.16**	**86.23%**	**$1,522,654.33**	**86.27%**	**$1,670,132.49**	**90.14%**	**$0.00**	**48.52%**
Payroll and Benefits	$1,119,731.82	89.41%	$1,163,519.86	89.54%	$1,259,810.39	83.99%	$1,306,272.91	86.06%	$1,366,690.15	87.01%		47.48%
Accounts Payable	$220,334.69	86.24%	$155,058.43	78.00%	$657,324.77	97.17%	$216,381.42	87.28%	$303,442.34	107.62%		56.32%
August Total	**$1,326,233.19**	**96.51%**	**$1,916,892.73**	**98.32%**	**$2,304,800.20**	**97.75%**	**$2,255,212.34**	**97.54%**	**$1,643,692.26**	**98.22%**	**$0.00**	**48.52%**
Payroll and Benefits	$1,188,034.58	97.82%	$1,215,792.69	97.82%	$1,253,854.19	91.54%	$1,327,324.79	94.06%	$1,335,378.74	94.75%		47.48%
Accounts Payable	$138,198.61	90.62%	$701,100.04	100.71%	$1,050,946.01	128.09%	$927,887.55	114.57%	$308,313.52	117.61%		56.32%
Total Expended	**$16,686,299.67**	**96.51%**	**$17,466,641.20**	**98.32%**	**$19,550,459.06**	**97.75%**	**$19,508,677.30**	**97.54%**	**$19,987,800.27**	**98.22%**	**$9,874,981.03**	**48.52%**
Total Budgeted	**$17,290,444.00**		**$17,764,736.00**		**$19,999,791.00**		**$19,999,791.00**		**$20,350,895.00**		**$20,350,895.00**	
Payroll and Benefits	$14,135,441.00		$14,677,899.00		$16,599,826.53		$16,599,826.53		$17,263,819.59		$17,954,372.37	
Accounts Payable	$3,155,003.00		$3,086,837.00		$3,399,964.47		$3,399,964.47		$3,087,075.41		$2,396,522.63	
Over/Under	(604,144.33)	**3.49%**	(298,094.80)	**1.68%**	(449,331.94)	**2.25%**	(491,113.70)	**2.46%**	(363,094.73)	**1.78%**	(10,475,913.97)	**51.48%**

2017-18 School Year

01	General Fund	Budgeted/Beginning	September	October	November	December	January	February	March	April	May	June	July	August	Year to Date	Balance	% Spent/Rec
	SPED Expenditures	1,009,565.00	156,492.05	218,162.37	248,137.88	230,655.95	235,850.34	215,902.61							1,305,201.20	(295,636.20)	129.28%
	Non-SPED Expenditures	19,341,330.00	1,386,716.37	1,551,219.88	1,443,283.25	1,357,173.36	1,397,666.18	1,433,720.79	0.00	0.00	0.00	0.00	0.00	0.00	8,569,779.83	10,771,550.17	44.31%
	Total Expenditures	20,350,895.00	1,543,208.42	1,769,382.25	1,691,421.13	1,587,829.31	1,633,516.52	1,649,623.40	0.00	0.00	0.00	0.00	0.00	0.00	9,874,981.03	10,475,913.97	48.52%
	Total Receipts	20,046,234.00	4,269,068.23	812,931.69	404,661.44	683,867.94	2,829,527.97	968,000.97	0.00	0.00	0.00	0.00	0.00	0.00	9,968,058.24	10,078,175.76	49.73%
	Monthly Inter-Fund Loan	0.00	0.00	0.00	0.00	0.00	0.00	0.00	0.00	0.00	0.00	0.00	0.00	0.00			
	Cash Balance	**2,074,988.65**	**4,800,848.46**	**3,844,397.90**	**2,557,638.21**	**1,653,676.84**	**2,849,688.29**	**2,168,065.86**	**2,168,065.86**	**2,168,065.86**	**2,168,065.86**	**2,168,065.86**	**2,168,065.86**	**2,168,065.86**			
02	**Depreciation Fund**	**Budgeted/Beginning**	**September**	**October**	**November**	**December**	**January**	**February**	**March**	**April**	**May**	**June**	**July**	**August**	**Year to Date**	**Balance**	**% Spent/Rec**
	Expenditures	850,000.00	4,800.00	0.00	0.00	14,140.15	62,250.00	0.00							81,190.15	768,809.85	9.55%
	Receipts	157,467.00	161.30	174.31	238.95	189.11	279.59	233.40							1,276.66	156,190.34	0.81%
	Loan to General Fund	0.00	0.00	0.00	0.00	0.00	0.00	0.00	0.00	0.00	0.00	0.00	0.00	0.00	**Outstanding**		
	Loan Repayment from GF	0.00	0.00	0.00	0.00	0.00	0.00	0.00	0.00	0.00	0.00	0.00	0.00	0.00	0.00		
	Cash Balance	**658,260.92**	**653,622.22**	**653,796.53**	**654,035.48**	**640,084.44**	**578,114.03**	**578,347.43**	**578,347.43**	**578,347.43**	**578,347.43**	**578,347.43**	**578,347.43**	**578,347.43**			
03	**Employee Benefit**	**Budgeted/Beginning**	**September**	**October**	**November**	**December**	**January**	**February**	**March**	**April**	**May**	**June**	**July**	**August**	**Year to Date**	**Balance**	**% Spent/Rec**
	Expenditures	145,560.00	8,998.02	4,544.47	4,177.99	5,637.12	11,896.36	9,884.67							45,138.63	100,421.37	31.01%
	Receipts	85,641.00	25,469.17	5,470.17	5,478.55	5,470.17	5,470.22	5,488.57							52,846.85	32,794.15	61.71%
	Cash Balance	**60,601.99**	**77,073.14**	**77,998.84**	**79,299.40**	**79,132.45**	**72,706.31**	**68,310.21**	**68,310.21**	**68,310.21**	**68,310.21**	**68,310.21**	**68,310.21**	**68,310.21**			
04	**QCPUF**	**Budgeted/Beginning**	**September**	**October**	**November**	**December**	**January**	**February**	**March**	**April**	**May**	**June**	**July**	**August**	**Year to Date**	**Balance**	**% Spent/Rec**
	Expenditures	3,150,000.00	0.00	0.00	0.00	119,710.00	0.00	0.00							119,710.00	3,030,290.00	3.80%
	Receipts	712,719.00	112,403.66	9,913.45	114,198.79	8,673.62	55,008.93	11,161.52							311,359.97	401,359.03	43.69%
	Cash Balance	**2,769,624.79**	**2,882,028.45**	**2,891,941.90**	**3,006,140.69**	**2,895,104.31**	**2,950,113.24**	**2,961,274.76**	**2,961,274.76**	**2,961,274.76**	**2,961,274.76**	**2,961,274.76**	**2,961,274.76**	**2,961,274.76**			
05	**Activities**	**Budgeted/Beginning**	**September**	**October**	**November**	**December**	**January**	**February**	**March**	**April**	**May**	**June**	**July**	**August**	**Year to Date**	**Balance**	**% Spent/Rec**
	Expenditures	500,000.00	23,566.44	75,942.55	38,474.19	33,610.85	21,666.86	68,329.65							261,590.54	238,409.46	52.32%
	Receipts	509,000.00	48,842.10	41,422.14	26,714.73	68,264.88	44,055.66	27,950.26							257,249.77	251,750.23	50.54%
	Cash Balance	**353,355.85**	**378,631.51**	**344,111.10**	**332,351.64**	**367,005.67**	**389,394.47**	**349,015.08**	**349,015.08**	**349,015.08**	**349,015.08**	**349,015.08**	**349,015.08**	**349,015.08**			
06	**School Lunch**	**Budgeted/Beginning**	**September**	**October**	**November**	**December**	**January**	**February**	**March**	**April**	**May**	**June**	**July**	**August**	**Year to Date**	**Balance**	**% Spent/Rec**
	Expenditures	1,020,000.00	118,197.35	107,040.04	124,008.58	93,523.45	94,459.44	99,656.52							636,885.38	383,114.62	62.44%
	Receipts	1,033,000.00	90,040.36	123,694.88	131,577.96	117,236.52	93,053.31	108,348.81							663,951.84	369,048.16	64.27%
	Cash Balance	**129,157.30**	**101,000.31**	**117,655.15**	**125,224.53**	**148,937.60**	**147,531.47**	**156,223.76**	**156,223.76**	**156,223.76**	**156,223.76**	**156,223.76**	**156,223.76**	**156,223.76**			
07	**Bond**	**Budgeted/Beginning**	**September**	**October**	**November**	**December**	**January**	**February**	**March**	**April**	**May**	**June**	**July**	**August**	**Year to Date**	**Balance**	**% Spent/Rec**
	Expenditures	575,000.00	0.00	0.00	0.00	392,252.50	0.00	0.00							392,252.50	182,747.50	68.22%
	Receipts	501,092.00	101,012.24	16,266.75	5,819.44	7,532.25	45,968.75	13,599.38							190,198.81	310,893.19	37.96%
	Cash Balance	**594,802.94**	**695,815.18**	**712,081.93**	**717,901.37**	**333,181.12**	**379,149.87**	**392,749.25**	**392,749.25**	**392,749.25**	**392,749.25**	**392,749.25**	**392,749.25**	**392,749.25**			
08	**Special Building**	**Budgeted/Beginning**	**September**	**October**	**November**	**December**	**January**	**February**	**March**	**April**	**May**	**June**	**July**	**August**	**Year to Date**	**Balance**	**% Spent/Rec**
	Expenditures	1,075,000.00	14,760.99	198,633.25	198,238.86	60,722.94	0.00	20,929.02							493,285.06	581,714.94	45.89%
	Receipts	400,587.00	165,811.14	57,669.19	3,110.62	37,105.50	43,691.56	8,655.96							316,043.97	84,543.03	78.90%
	Loan Balance to Gen. Fund	0.00	0.00	0.00	0.00	0.00	0.00	0.00	0.00	0.00	0.00	0.00	0.00	0.00	**Outstanding**		
	Loan Repayment from GF	0.00	0.00	0.00	0.00	0.00	0.00	0.00	0.00	0.00	0.00	0.00	0.00	0.00	0.00		
	Cash Balance	**532,719.31**	**683,769.46**	**542,805.40**	**347,677.16**	**324,059.72**	**367,751.28**	**355,478.22**	**355,478.22**	**355,478.22**	**355,478.22**	**355,478.22**	**355,478.22**	**355,478.22**			
09	**Student Fees**	**Budgeted/Beginning**	**September**	**October**	**November**	**December**	**January**	**February**	**March**	**April**	**May**	**June**	**July**	**August**	**Year to Date**	**Balance**	**% Spent/Rec**
	Expenditures	50,000.00	0.00	1,095.00	4,307.16	1,779.00	268.00	376.49							7,825.65	42,174.35	15.65%
	Receipts	36,000.00	5,302.00	4,188.00	834.00	877.00	891.00	724.00							12,816.00	23,184.00	35.60%
	Cash Balance	**45,464.60**	**50,766.60**	**53,859.60**	**50,386.44**	**49,484.44**	**50,107.44**	**50,454.95**	**50,454.95**	**50,454.95**	**50,454.95**	**50,454.95**	**50,454.95**	**50,454.95**			
00	**Cooperative Fund**	**Budgeted/Beginning**	**September**	**October**	**November**	**December**	**January**	**February**	**March**	**April**	**May**	**June**	**July**	**August**	**Year to Date**	**Balance**	**% Spent/Rec**
	Expenditures	150,000.00	3,846.57	8,551.96	3,917.27	3,874.25	3,902.52	11,805.72							35,898.29	114,101.71	23.93%
	Receipts	75,000.00	0.00	12,000.00	0.00	0.00	2,281.00	11,918.91							26,199.91	48,800.09	34.93%
	Cash Balance	**42,100.28**	**38,253.71**	**41,701.75**	**37,784.48**	**33,910.23**	**32,288.71**	**32,401.90**	**32,401.90**	**32,401.90**	**32,401.90**	**32,401.90**	**32,401.90**	**32,401.90**			
	Cash Balance	**Budgeted/Beginning**	**September**	**October**	**November**	**December**	**January**	**February**	**March**	**April**	**May**	**June**	**July**	**August**	**Year to Date**	**Balance**	**% Spent/Rec**
	Cash Balance	**7,261,076.63**	**10,361,809.04**	**9,280,350.10**	**7,908,439.40**	**6,524,576.82**	**7,816,845.11**	**7,112,321.42**	**7,112,321.42**	**7,112,321.42**	**7,112,321.42**	**7,112,321.42**	**7,112,321.42**	**7,112,321.42**			

2016-17 School Year

01	General Fund	Budgeted/Beginning	September	October	November	December	January	February	March	April	May	June	July	August	Year to Date	Balance	% Spent/Rec
	SPED Expenditures	1,899,565.00	149,279.82	229,060.93	182,692.01	220,502.88	227,822.16	227,187.03	237,537.91	205,416.09	204,682.43	208,501.38	148,543.46	143,305.77	2,384,531.87	(484,966.87)	125.53%
	Non-SPED Expenditures	18,451,330.00	1,390,704.69	1,443,049.81	1,614,370.77	1,352,811.20	1,347,236.59	1,369,085.72	1,390,746.15	1,399,867.88	1,568,061.75	1,705,358.32	1,521,589.03	1,813,458.81	17,916,340.72	534,989.28	97.10%
	Total Expenditures	20,350,895.00	1,539,984.51	1,672,110.74	1,797,062.78	1,573,314.08	1,575,058.75	1,596,272.75	1,628,284.06	1,605,283.97	1,772,744.18	1,913,859.70	1,670,132.49	1,956,764.58	20,300,872.59	50,022.41	99.75%
	Total Receipts	20,299,773.00	3,834,741.76	800,032.03	934,567.57	863,838.51	1,894,173.38	1,182,532.68	876,612.25	2,508,145.70	5,182,724.79	1,400,905.70	179,037.44	859,169.41	20,516,481.22	(216,708.22)	101.07%
	Monthly Inter-Fund Loan	0.00	0.00	0.00	0.00	0.00	0.00	0.00	0.00	0.00	0.00	0.00	0.00	0.00			
	Cash Balance	**1,859,380.02**	**4,154,137.27**	**3,282,058.56**	**2,419,563.35**	**1,710,087.78**	**2,029,202.41**	**1,615,462.34**	**863,790.53**	**1,766,652.26**	**5,176,632.87**	**4,663,678.87**	**3,172,583.82**	**2,074,988.65**			
02	**Depreciation Fund**	**Budgeted/Beginning**	**September**	**October**	**November**	**December**	**January**	**February**	**March**	**April**	**May**	**June**	**July**	**August**	**Year to Date**	**Balance**	**% Spent/Rec**
	Expenditures	850,000.00	111,251.00	6,315.00	0.00	0.00	0.00				44,829.00	191,940.00	4,800.00	14,720.00	373,855.00	476,145.00	43.98%
	Receipts	350,884.00	219.78	195.48	241.98	193.79	211.91	237.51	210.92	195.23	283.19	1,174.74	125.50	100,193.23	103,483.26	247,400.74	29.49%
	Loan to General Fund	0.00	0.00	0.00	0.00	0.00	0.00	0.00	0.00	0.00	0.00	0.00	0.00	0.00	**Outstanding**		
	Loan Repayment from GF	0.00	0.00	0.00	0.00	0.00	0.00	0.00	0.00	0.00	0.00	0.00	0.00	0.00	0.00		
	Cash Balance	**928,632.66**	**817,601.44**	**811,481.92**	**811,723.90**	**811,917.69**	**812,129.60**	**812,367.11**	**812,578.03**	**812,773.26**	**768,227.45**	**577,462.19**	**572,787.69**	**658,260.92**			
03	**Employee Benefit**	**Budgeted/Beginning**	**September**	**October**	**November**	**December**	**January**	**February**	**March**	**April**	**May**	**June**	**July**	**August**	**Year to Date**	**Balance**	**% Spent/Rec**
	Expenditures	145,560.00	16,314.15	9,970.41	7,519.57	6,073.04	7,497.26	6,550.23	6,543.95	14,166.21	9,054.87	7,960.31	8,702.71	11,948.02	112,300.73	33,259.27	77.15%
	Receipts	114,841.00	42,936.66	6,938.33	6,613.35	6,604.99	6,605.05	6,613.32	6,605.06	6,604.95	6,613.16	6,604.95	6,605.06	6,613.33	115,958.21	(1,117.21)	100.97%
	Cash Balance	**56,944.51**	**83,567.02**	**80,534.94**	**79,628.72**	**80,160.67**	**79,268.46**	**79,331.55**	**79,392.66**	**71,831.40**	**69,389.69**	**68,034.33**	**65,936.68**	**60,601.99**			
04	**QCPUF**	**Budgeted/Beginning**	**September**	**October**	**November**	**December**	**January**	**February**	**March**	**April**	**May**	**June**	**July**	**August**	**Year to Date**	**Balance**	**% Spent/Rec**
	Expenditures	3,150,000.00	0.00			119,710.00	0.00					119,210.00			238,920.00	2,911,080.00	7.58%
	Receipts	612,417.00	130,322.37	13,186.76	116,418.43	7,983.51	41,964.38	7,878.40	10,275.26	41,490.65	249,253.67	17,189.44	3,460.53	20,354.11	659,777.51	(47,360.51)	107.73%
	Cash Balance	**2,348,767.28**	**2,479,089.65**	**2,492,276.41**	**2,608,694.84**	**2,496,968.35**	**2,538,932.73**	**2,546,811.13**	**2,557,086.39**	**2,598,577.04**	**2,847,830.71**	**2,745,810.15**	**2,749,270.68**	**2,769,624.79**			
05	**Activities**	**Budgeted/Beginning**	**September**	**October**	**November**	**December**	**January**	**February**	**March**	**April**	**May**	**June**	**July**	**August**	**Year to Date**	**Balance**	**% Spent/Rec**
	Expenditures	500,000.00	51,171.90	39,935.34	38,319.17	37,937.55	20,967.03	21,512.32	37,906.35	93,702.87	41,717.96	17,943.81	14,538.63	29,143.71	444,796.64	55,203.36	88.96%
	Receipts	313,292.00	35,839.92	47,767.80	51,956.96	47,601.57	30,394.00	32,801.95	36,109.25	38,750.44	98,144.99	19,225.63	9,707.27	61,127.77	509,427.55	(196,135.55)	162.60%
	Cash Balance	**288,724.94**	**273,392.96**	**281,225.42**	**294,863.21**	**304,527.23**	**313,954.20**	**325,243.83**	**323,446.73**	**268,494.30**	**324,921.33**	**326,203.15**	**321,371.79**	**353,355.85**			
06	**School Lunch**	**Budgeted/Beginning**	**September**	**October**	**November**	**December**	**January**	**February**	**March**	**April**	**May**	**June**	**July**	**August**	**Year to Date**	**Balance**	**% Spent/Rec**
	Expenditures	1,027,000.00	95,021.76	103,716.09	103,174.26	105,512.81	87,007.37	86,870.52	106,810.77	98,876.84	75,665.72	60,539.27	41,803.65	41,615.14	1,006,614.20	20,385.80	98.02%
	Receipts	940,446.00	80,600.11	117,868.01	109,973.95	112,089.62	96,073.17	109,852.33	106,134.03	113,916.05	144,111.62	198.50	16,943.34	26,186.16	1,033,946.89	(93,500.89)	109.94%
	Cash Balance	**101,824.61**	**87,402.96**	**101,554.88**	**108,354.57**	**114,931.38**	**123,997.18**	**146,978.99**	**146,302.25**	**161,341.46**	**229,787.36**	**169,446.59**	**144,586.28**	**129,157.30**			
07	**Bond**	**Budgeted/Beginning**	**September**	**October**	**November**	**December**	**January**	**February**	**March**	**April**	**May**	**June**	**July**	**August**	**Year to Date**	**Balance**	**% Spent/Rec**
	Expenditures	575,000.00	0.00			378,433.75	0.00					62,752.50			441,186.25	133,813.75	76.73%
	Receipts	401,965.00	120,832.73	14,494.56	10,802.43	8,222.41	35,924.23	9,982.69	11,812.44	38,518.98	133,475.61	14,253.26	11,241.45	19,759.60	429,320.39	(27,355.39)	106.81%
	Cash Balance	**606,668.80**	**727,501.53**	**741,996.09**	**752,798.52**	**382,587.18**	**418,511.41**	**428,494.10**	**440,306.54**	**478,825.52**	**612,301.13**	**563,801.89**	**575,043.34**	**594,802.94**			
08	**Special Building**	**Budgeted/Beginning**	**September**	**October**	**November**	**December**	**January**	**February**	**March**	**April**	**May**	**June**	**July**	**August**	**Year to Date**	**Balance**	**% Spent/Rec**
	Expenditures	1,875,000.00	294,683.97	56,709.26	26,709.02	7,763.40	94,198.11	247,958.55	159,797.50	22,918.00	37,877.11	75,527.99	160,355.96	384,911.50	1,569,410.37	305,589.63	83.70%
	Receipts	598,435.00	172,511.84	16,927.56	6,639.40	10,874.40	61,288.22	85,767.07	14,232.90	60,643.68	204,292.21	24,621.18	74,256.60	29,288.87	761,343.93	(162,908.93)	127.22%
	Loan Balance to Gen. Fund	0.00	0.00	0.00	0.00	0.00	0.00	0.00	0.00	0.00	0.00	0.00	0.00	0.00	**Outstanding**		
	Loan Repayment from GF	0.00	0.00	0.00	0.00	0.00	0.00	0.00	0.00	0.00	0.00	0.00	0.00	0.00	0.00		
	Cash Balance	**1,340,785.75**	**1,218,613.62**	**1,178,831.92**	**1,158,762.30**	**1,161,873.30**	**1,128,963.41**	**966,771.93**	**821,207.33**	**858,933.01**	**1,025,348.11**	**974,441.30**	**888,341.94**	**532,719.31**			
09	**Student Fees**	**Budgeted/Beginning**	**September**	**October**	**November**	**December**	**January**	**February**	**March**	**April**	**May**	**June**	**July**	**August**	**Year to Date**	**Balance**	**% Spent/Rec**
	Expenditures	50,000.00	0.00	3,357.88	2,668.63	1,773.82	871.21	856.57	1,151.44	1,869.64	1,603.10	950.96	1,795.35	2,698.60	19,597.20	30,402.80	39.19%
	Receipts	16,879.00	7,906.00	3,617.00	2,209.00	376.75	1,220.55	1,461.00	983.59	5,076.00	5,326.72	0.00		7,897.00	36,073.61	(19,194.61)	213.72%
	Cash Balance	**28,988.19**	**36,894.19**	**37,153.31**	**36,693.68**	**35,296.61**	**35,645.95**	**36,250.38**	**36,082.53**	**39,288.89**	**43,012.51**	**42,061.55**	**40,266.20**	**45,464.60**			
00	**Cooperative Fund**	**Budgeted/Beginning**	**September**	**October**	**November**	**December**	**January**	**February**	**March**	**April**	**May**	**June**	**July**	**August**	**Year to Date**	**Balance**	**% Spent/Rec**
	Expenditures	150,000.00	6,594.89	4,204.21	4,972.09	5,699.53	4,975.64	4,977.39	4,977.10	4,980.00	4,977.28	6,303.90	4,602.34	4,594.94	61,859.31	88,140.69	41.24%
	Receipts	50,000.00	0.00	4,000.00	10,530.00	4,000.00	9,600.00	11,951.86	4,013.75	7,357.45	8,670.33	10,714.90	4,000.00	0.00	74,838.29	(24,838.29)	149.68%
	Cash Balance	**29,121.30**	**22,526.41**	**22,322.20**	**27,880.11**	**26,180.58**	**30,804.94**	**37,779.41**	**36,816.06**	**39,193.51**	**42,886.56**	**47,297.56**	**46,695.22**	**42,100.28**			
	Cash Balance	**Budgeted/Beginning**	**September**	**October**	**November**	**December**	**January**	**February**	**March**	**April**	**May**	**June**	**July**	**August**	**Year to Date**	**Balance**	**% Spent/Rec**
	Cash Balance	**7,589,838.06**	**9,900,727.05**	**9,029,435.65**	**8,298,963.20**	**7,124,530.77**	**7,511,410.29**	**6,995,490.77**	**6,117,009.05**	**7,095,910.65**	**11,140,337.72**	**10,178,237.58**	**8,576,883.64**	**7,261,076.63**			

Schuyler Community Schools

Curriculum Database

Mar 7, 2018 10:36:41AM

Daniel Hoesing

DJ

Year	<-> ID	Level	Code	Area	Notes	Total
2018					Total of Year	249,025.30
2018	2051	K-2	K-2 READ	Reading	piloting Wonders	75,000.00
2018	2055	3-5	3-5 READ	Reading	piloting Wonders	75,000.00
2018	2065	6-8	6-8 LA	LANGUAGE ARTS	Choosing between StudySync and	36,136.00
2018	2110	10-12	AGR 210	HORTICULTURE	examining updated edition	2,725.00
2018	2115	10-12	AGR 231	COMPANION ANIMALS	examining updated edition	1,050.00
2018	2128	9-12	ART 401	SCULPTURE	Davis	200.00
2018	2163	9-12	ESL 525	ESL PRE-ENGLISH		3,600.00
2018	2172	11-12	FCS 302	CHILD DEVELOPMENT		2,814.30
2018	2243	K-12	K-12 CON	Consumable Books and Workbooks	Yearly	46,500.00
2018	2258	3-5	3-5 Tech	Keyboarding/Tech Program		6,000.00
2019					Total of Year	187,000.85
2019	2059	2-5	K-5 ELL	ELL Math		1,200.00
2019	2061	2-5	K-5 ELL	ELL Science		595.00
2019	2062	2-5	K-5 ELL	ELL Social Studies		450.00
2019	2063	6-8	6-8 MAT	Math		9,936.27
2019	2071	6-8	6-8 ELL	ELL Math		1,200.00
2019	2073	6-8	6-8 SOC	ELL Social Studies		1,000.00
2019	2111	10-12	AGR 211	FLORICULTURE		1,800.00
2019	2117	10-12	AGR 302	LANDSCAPE AND NURSERY MANAGEMENT		1,200.00
2019	2122	9-12	CRE 500	CREDIT RECOVERY AND ENRICHMENT		1,800.00
2019	2129	9-12	ART 402	CERAMICS		1,800.00
2019	2133	9-12	BUS 210	INTRODUCTION TO DIGITAL DESIGN		1,800.00
2019	2138	10-12	BUS 301	WEB DESIGN AND DEVELOPMENT		1,800.00
2019	2139	11-12	BUS 310	HOSPITALITY AND TOURISM		1,800.00
2019	2144	12	MAT 410	CONSUMER MATH	11-12 w/ Approval	1,499.00
2019	2159	9-12	ESL 505	ESL MATH		3,600.00
2019	2160	9-12	ESL 510	ESL SCIENCE		2,400.00
2019	2161	9-12	ESL 515	ESL SOCIAL STUDIES		2,400.00
2019	2162	9-12	SOC 120	ESL PRE SOCIAL STUDIES		2,400.00
2019	2164	9-12	ESL 530	ESL PROGRESS		3,600.00
2019	2175	12	FCS 401	ADULT LIVING		1,601.45
2019	2176	9-10	ITE 101	TECHNOLOGY EXPLORATION	w/ special permission	1,800.00
2019	2180	11-12	ITE 300	ADVANCED C.A.D. TECHNOLOGY		1,800.00
2019	2182	11-12	ITE 310	INTERMEDIATE TRANSPORTATION,		2,400.00
2019	2183	11-12	ITE 315	ADVANCED TRANSPORTATION, DISTRIBUTION		1,800.00
2019	2184	11-12	ITE 355	WOOD MANUFACTURING		1,800.00
2019	2197	12	MAT 460	STATISTICS		1,250.00
2019	2222	11-12	SCI 300	COMPUTER SCIENCE		1,800.00
2019	2232	11-12	FCS	FCS		1,152.73
2019	2234	K-5	K-5 ELL	K-5 ELL Reading		4,316.40
2019	2244	K-12	K-12 CON	Consumable Books and Workbooks	Yearly	125,000.00

Central
COMMUNITY
COLLEGE

Toll-free, all locations:
1-877-222-0780
www.cccneb.edu

College Administration
3134 W Highway 34
PO Box 4903
Grand Island, NE 68802-4903
Phone (308) 398-4222
Fax: (308) 398-7399

Columbus
4900 63rd Street
PO Box 1027
Columbus, NE 68602-1027
Phone: (402) 564-7132
Fax: (402) 562-1201

Grand Island
3134 W Highway 34
PO Box 4903
Grand Island, NE 68802-4903
Phone (308) 398-4222
Fax: (308) 398-7398

Hastings
550 S Technical Blvd
PO Box 1024
Hastings, NE 68902
Phone: (402) 463-9811
Fax: (402) 461-2454

Holdrege
1308 2nd Street
PO Box 856
Holdrege, NE 68949-0856
Phone: (308) 995-8133
Fax: (308) 995-5695

Kearney
1215 30th Avenue
PO Box 310
Kearney, NE 68848-0310
Phone: (308) 338-4000
Fax: (308) 338-4022

Lexington
1501 Plum Creek Parkway
PO Box 827
Lexington, NE 68850-0827
Phone: (308) 324-8480
Fax: (308) 324-8480

February 14, 2018

Schuyler Community Schools
Dr. Dan Hoesing
401 Adam Street
Schuyler, NE 68661-2400

Dear Dr. Dan Hoesing:

Greetings from Central Community College! We are enclosing an Interlocal Agreement between your school and Central Community College for your review and approval. This document replaces the former Affiliation Agreement we have on file. This is a new document CCC Administration has requested I send to you. Please sign and return one copy of the form to our office in the enclosed business reply envelope, the other is for your records.

As a reminder, our Extended Learning Services Department offers community education classes, high school early college courses, continuing education workshops and teacher in-service programs. If you would like to further investigate the possibilities for your community, please contact me at 877-222-0780, ext. 1222 or 402-562-1222. You can also reach me by email at krieger@cccneb.edu.

We value the partnership we have with your school and community.

Sincerely,

Karin Rieger

Karin Rieger, Associate Dean
Extended Learning Services

bs
Enc.

INTERLOCAL AGREEMENT
FOR INSTRUCTIONAL PROGRAMS BETWEEN
SCHUYLER COMMUNITY SCHOOLS AND
CENTRAL COMMUNITY COLLEGE

This Agreement is made the day and year hereinafter written by and between Schuyler Community Schools a/k/a/ Schuyler Community High School hereinafter referred to as "SCHS," and Central Community College, hereinafter referred to as "CCC," under and pursuant to the Interlocal Cooperation Act as set forth in Sections 13-801 to 13-827 R.R.S. Neb. ("Act") and other laws. SCHS has as its primary place of business 401 Adam Street, Schuyler, NE 68661; and CCC has as its primary place of business for purposes of this agreement at CCC's Administrative Offices, 3134 West Highway 34, P.O. Box 4903, Grand Island, NE 68802-4903.

WHEREAS, SCHS and CCC are both public agencies under and pursuant to the Act and other laws and desire to cooperate with each other and allow for CCC to conduct college courses and programs at facilities owned and maintained by SCHS, hereinafter referred to as the "Program"; and

WHEREAS, the governing body of each of the parties has approved this Agreement as required by law and all the parties hereto can expect to substantially benefit from the same courses; and

WHEREAS, SCHS wishes to update the school district's curriculum for the career, technical and/or academic programs; and,

WHEREAS, SCHS desires to develop a revenue neutral program with CCC, with all costs of the Program covered by the contractual agreement with SCHS and CCC and through tuition and fees paid by participating SCHS students receiving CCC credit.

NOW THEREFORE, in consideration of the mutual promises of the parties hereto, it is agreed as follows:

1. Term. The term of this Agreement will be from January 1, 2018 through June 30, 2020, unless extended by mutual agreement of the parties. Unless written notice is given by SCHS to CCC on or before 90 days prior to end of agreement, of a desire to terminate this agreement at the end of the term, this Agreement shall be extended to include additional annual terms to be from July 1 through June 30 of proceeding years.

2. Purpose. To provide the course and programs on an interlocal cooperative basis to the mutual benefit of both parties. The Program, subject to adjustments by the Program Administrators as provided herein, or their successors, generally includes the components set forth in Sections 3 and 4 of this Agreement.

3. Central Community College: Central Community College agrees to provide the following:

a. Courses of Instruction. CCC shall provide a course of instruction to include instructional and appropriate interactive experiences for the students to be taught and conducted by qualified instructors employed by CCC or SCHS, meeting CCC guidelines. Courses may include, but are not limited to: Automotive Technology, Construction Technology, Mechatronics, Business Technology, Information Technology, Advanced Manufacturing, Design Technology, and general education courses like Mathematics, English, Spanish, Sciences, and History. Courses will be determined on an annual basis and part of an addendum agreed upon by CCC and SCHS.

b. Licenses or permits (if applicable): CCC shall secure and pay for necessary licenses or permits, if any are required for the Program and shall operate such instructional program, in full compliance with all applicable local, state, and federal laws.

c. Textbooks and Computer Software. CCC shall provide all required software, specifications for SCHS classroom computers used for the College courses, text books or other class materials, and reference libraries for use by the students enrolled in this Program. SCHS assumes no responsibility for any loss or theft of textbooks, educational materials, or the like belonging to either CCC or to students enrolled in CCC's courses.

d. Equipment. CCC shall provide SCHS with the specifications and estimated costs for major mechanical equipment and specifications for safety equipment including ventilation specifications to be purchased by SCHS for use of CCC in the conduct of the Program. This agreement allows for financial assistance to be provided by CCC to SCHS for such equipment or required supplies as agreed upon by SCHS and CCC.

e. Faculty. SCHS or CCC shall provide the faculty to teach the Program. For the Program, SCHS will notify CCC of any changes in faculty as such changes occur. All faculty shall be certified by the State of Nebraska to teach secondary education. In the event a SCHS instructor or alternate instructor is unavailable for any reason, CCC and SCHS will mutually decide upon a competent professional person to assist in the supervision of students enrolled in the course of study being conducted on SCHS's facilities. SCHS will require all faculty assigned to SCHS's facilities to observe all policies, rules, regulations, and administrative directives duly adopted and in effect at SCHS. CCC shall provide instructor training and training aids. CCC will provide instructor evaluation and supervision of the Program courses offered for college credit.

f. Calendar. CCC and SCHS will exchange instructional calendars indicating dates which are designated as holidays and vacation periods by both institutions. The program administrators shall coordinate and agree on final calendars and program dates. Instruction at SCHS facilities will meet the minimum contact hours required for CCC courses.

g. Number of Students and Class Schedule. CCC and SCHS shall designate the number of students allowed to participate in SCHS facilities. CCC and SCHS assume full responsibility for designating the time schedule for the Program courses. CCC will not schedule activities on SCHS's premises at unreasonable or inconvenient times for SCHS. SCHS activities and programs shall have priority, subject to coordination between the Program Administrators. SCHS agrees to assist students with registration in CCC courses and CCC will provide the instructor with roster and grading resources. If, for any reason, there are any significant changes in the number of students or in the time schedule agreed upon after classes start, SCHS will notify CCC.

h. Student Welfare. CCC shall be solely responsible for student learning through the direction of full-time or part-time CCC faculty assigned to these programs. Students assigned to the courses at SCHS's facilities shall meet all safety requirements and

regulations. In the event any student should sustain minor illnesses or emergency health situations while on SCHS's premises, such student will be required to notify the instructor. SCHS agrees to direct emergency medical care for students in case of an illness or accident while on SCHS's premises including contacting 911 if needed. The CCC instructor shall complete an accident report as required by CCC procedures. CCC will require all students assigned to SCHS's facilities to observe all policies, rules, regulations, and administration directives duly adopted and in effect at SCHS.

i. Liability Insurance. CCC shall obtain and maintain primary liability insurance coverage, with a certificate of insurance to be provided to SCHS and updated annually covering all acts or omissions of CCC faculty or students who are assigned to the Program and SCHS facilities in the individual or aggregate amount of no less than $1,000,000, and shall cause SCHS to be named as an additional insured on such policy or policies.

j. Dismissal of Students. CCC shall follow SCHS administrative recommendations regarding student disciplinary measures with regard to SCHS students enrolled in the CCC Program. SCHS may make reasonable recommendations to CCC that any student whose performance or conduct is unacceptable or contrary to SCHS policies, rules, regulations, and administrative directives duly adopted and in effect at SCHS to be dismissed from the Program. CCC agrees, after receipt of a reasonable request from SCHS to dismiss a student, to dismiss any such student; provided, however, any such dismissal must be in full compliance with any and all applicable laws.

4. Schuyler Community High School. Schuyler Community High School agrees to provide the following:

a. Contribution from Costs. CCC will pay the current adjunct faculty rate for the Columbus High School instructor teaching assigned CCC College courses/credits for Program courses for each semester. For purposes of this paragraph annual school terms shall mean the equivalent of two semesters of course work, but shall be under terms agreed to by the Program Administrators. Tuition for CCC courses and credits will be to each student in the Program. However, SCHS reserves the right to provide for the tuition of each student or assist student in seeking Foundation or Scholarship support.

b. Facilities. SCHS shall provide appropriate and functional facilities and access to reasonable and mutually agreed upon support spaces for communication, media or secure storage.

c. Support Staff. SCHS shall provide support faculty, facility maintenance, and attendant overhead costs, including electricity, heating and cooling, custodial service and trash services, CCC will provide appropriately marked hazardous waste containers and disposal of materials as related to program needs. SCHS will assume all responsibility for removing hazardous waste from SCHS premises.

d. Computers. SCHS shall provide access to computers for required programming, along with instructor access to printers and copy machines as provided to SCHS teaching staff.

e. Liability Insurance. SCHS shall obtain and maintain primary liability insurance coverage, with a certificate of insurance to be provided to CCC and updated annually covering all acts or omissions of CCC faculty or students who are assigned to the Program and SCHS facilities in the individual or aggregate amount no less than

$1,000,000, and shall cause CCC to be named as an additional insured on such policy or policies.

5. Termination. This Agreement is subject to cancellation by either party, without cause, with 120 days written notice to the other.

6. Administration of Programs and Miscellaneous. A separate legal entity will not be created by this Agreement. The Program shall, however, be administered by one individual appointed by each party ("Program Administrators") who will meet, as necessary, to administer the Program, interpret this Agreement and make appropriate adjustments in the Program as may be required from time to time. Unless otherwise agreed, SCHS shall serve as the fiscal agent of the Program and this cooperative activity between the parties and may adopt and utilize such accounting, payment, and budgeting procedures as it deems necessary to implement this Agreement. The Program Administrators shall also meet near the end of the term of this Agreement and determine issues of continuation and procedures for exercising the options to renew as provided herein.

7. Indemnification. To the fullest extent permitted by law, each party shall indemnify, defend, and hold harmless each other and the other parties' officers, agents, and employees from and against claims, damages, losses, and expenses, including, but not limited to, attorney fees arising out of or resulting from each agency's performance of this Agreement that may result in any claim or damage whatsoever, including without limitation, any bodily injury, sickness, disease, death, or any injury to, or destruction of, tangible or intangible property, including the loss of use resulting therefrom that is caused in whole or in part by such party or anyone directly or indirectly employed by the same. This section shall not require any individual or public agency to indemnity or hold harmless the other agencies to this Agreement for losses, claims, damages, and expenses arising out of, or resulting from, the agency's or its employees own sole negligence.

8. Amendment. Except as otherwise provided herein, this Agreement may be amended or modified only in writing signed by the parties hereto.

THIS AGREEMENT SHALL BE BINDING UPON THE PARTIES HERETO, THEIR SUCCESSORS, AND ASSIGNS.

Central Community College

BY: Joel L. [illegible] 12-4-17
Authorized Official Date

Schuyler Community Schools

BY: _____ _____
Authorized Official Date

AGREEMENT

CONTRACTED LEVEL I, II, AND III SPECIAL EDUCATION SERVICES

THIS AGREEMENT, made and entered into this 20th day of February 2018 by and between Educational Service Unit 7 of the State of Nebraska, hereinafter called "Servicing Agency" and Schuyler hereinafter called "District".

WITNESSETH:

1. That the Serving Agency does hereby agree that it will furnish to the District the following described Special Education services which meet the requirements of the State Department of Education. All rates are subject to the approval of the State Department of Education, and will be provided to the district prior to the district's budget preparation.

2. That the Serving Agency does hereby agree it will furnish to the District the following described special education services as follows:

3. Services shall be provided only to children who qualify for such services as specified in State Department of Education, Special Education Rules and Regulations (Rule 51).

4. The Servicing Agency shall supply recorded information on each child for whom services are contracted. The Servicing Agency agrees that it will confer with the School District personnel for purposes of evaluating each child's progress.

5. The placing of a child in said program shall be made by joint decision of the Servicing Agency, the District, parents and/or guardians, and other members of the IEP team.

6. The Servicing Agency agrees to perform the services and the District agrees to pay in accordance with the Servicing Agency rate schedule as approved by the Nebraska State Board of Education. This schedule shall be in full force and effect during the school year of 2018-2019 commencing no earlier than August 1, 2018 and ending no later than July 31, 2019.

7. The Servicing Agency retains the right to designate personnel to provide services. All personnel provided by the Servicing Agency shall be endorsed to provide their respective services.

8. Policies regarding sick leave, personal leave, and professional leave shall be determined by the negotiated agreement with the Servicing Agency for personnel providing services to the District.

9. In the event that school district's programming requirements and needs change at any time subsequent to and during the term of this agreement, the costs to the school established by this agreement, shall in mutual agreement between ESU 7 and the school district be adjusted and prorated and the parties may agree. Nothing in this paragraph, however, shall be construed to entitle the school district to abrogate this contract or declare it void. The district shall be obligated to pay all sums specified by this contract as due and owing the ESU 7 regardless of changes in circumstances within the district during the course of this contract. The ESU 7 shall, however, be obligated to meet with the school district and discuss in good faith alternatives to mitigating expense, reallocating staff, and other resources within the bounds of the law and as the ESU 7 may

in its sole discretion determine to be in the best interest of ESU 7 and the school district. Any and all changes or expenses incurred by ESU 7 in the course of performing its obligations pursuant to this agreement, or in preparing to do so, shall become due and payable by school district to ESU 7 upon billing in a manner consistent with the billing provision of this agreement.

10. If, for any reason the District does not pay as agreed, the Servicing Agency may cancel this contract and forthwith, without notice, refuse further services to said district, but the District shall not be relieved from paying for services rendered by the Servicing Agency to the said District to date of termination of service.

11. The School District agrees that its payments will be made upon receipt of billing from the Servicing Agency.

12. It is understood and agreed, that in the event of any reason this contract does not comply with the State's requirement, it will be changed in accordance therewith, upon written notice by the Servicing Agency to the District and advising the District of the required changes to meet State requirements.

13. It is agreed this contract between the Servicing Agency and district must be signed by the District Board or Representative and returned to the Servicing Agency by March 29, 2018. The Servicing Agency's Board will then sign and return a copy of the contract to the District.

This agreement shall be binding upon the parties hereto and their successors. The persons executing this Agreement on behalf of the respective parties specifically acknowledge and represent that they have value authority to bind the party to whose benefit this Agreement had been executed.

Signatures:

District Board Representative	**Date**
Servicing Agency Representative	**Date**

Darus Mettler
SPED DIrector
402-564-0815
dmettler@esu7.org

Educational Service Unit 7

18-19 SPED ESU 7 Services
2018-2019

SPED Department
2563 44th Avenue
Columbus, NE 68601

This document outlines the services your district has projected with ESU 7 for the 18-19 school year. Districts please return to Megan Kassing at ESU7 on or before **March 29, 2018**

District **Schuyler**

	0-2	3-5	Elementary	Secondary	Total
Supervision 8%	$1,351.78	$8,530.37	$25,478.29	$18,142.72	$53,503.17
0001					

Provider	Code	Service	18-19 Projection	1.0 FTE	Yearly Billing	Montly Billing
	1002	School Psychology-Elementary	**0.50**	**$116,554.79**	**$58,277.40**	**$5,827.74**
	1002	School Psychology-Secondary	**0.50**	**$116,554.79**	**$58,277.40**	**$5,827.74**
	4001	Speech Lang.-Elementary	**2.00**	**$119,295.52**	**$238,591.04**	**$23,859.10**
	4001	Speech Lang-Secondary	**1.00**	**$119,295.52**	**$119,295.52**	**$11,929.55**
	4030	TVI-OM-OMA 0-2	**0.01**	**$166,443.63**	**$1,664.44**	**$166.44**
	4030	TVI-OM-OMA 3-5		**$166,443.63**	**$0.00**	**$0.00**
	4030	TVI-OM-OMA-Elementary	**0.10**	**$166,443.63**	**$16,644.36**	**$1,664.44**
	4030	TVI-OM-OMA-Secondary	**0.10**	**$166,443.63**	**$16,644.36**	**$1,664.44**
	8001	Cen7ter Para-Secondary		**$37,306.11**	**$0.00**	**$0.00**
	8001	Vision Para-Elementary		**$37,306.11**	**$0.00**	**$0.00**
	8001	Vision Para-Secondary		**$37,306.11**	**$0.00**	**$0.00**
	4003	Early Intervention 0-2	**0.10**	**$152,328.08**	**$15,232.81**	**$1,523.28**
	4003	Early Intervention 3-5	**0.70**	**$152,328.08**	**$106,629.66**	**$10,662.97**
	2012	Transition-Secondary	**0.03**	**$145,349.77**	**$4,360.49**	**$436.05**
	4024	Deaf Education 0-2		**$82,764.71**	**$0.00**	**$0.00**
	4024	Deaf Education 3-5		**$82,764.71**	**$0.00**	**$0.00**
	4024	Deaf Education-Elementary	**0.06**	**$82,764.71**	**$4,965.88**	**$496.59**
	4024	Deaf Education-Secondary	**0.04**	**$82,764.71**	**$3,310.59**	**$331.06**
	2002	Resource Coach-Secondary	**0.20**	**$124,478.33**	**$24,895.67**	**$2,489.57**
	2002	Behavior Analyst-Elementary		**$119,504.72**	**$0.00**	**$0.00**
	2013	Behavior Analyst-Secondary		**$119,504.72**	**$0.00**	**$0.00**
	4012	Cen7ter-Secondary	**18-19 Projection**	**1.0 FTE**	**Yearly Billing**	**Montly Billing**
				32225.15	**0**	**0**

	0-2	3-5	Elementary	Secondary	Total
Summary Yearly Billing	$16,897.24	$106,629.66	$318,478.68	$226,784.03	$668,789.61

Total Summary+Supervision	**$722,292.77**

CENTRAL NEBRASKA
Rehabilitation Services
*Experience. Better.*sm

School Pediatrics Division

BILLING ADDRESS
West Faidley Medical Center
PO Box 5285
Grand Island, NE 68802
phone 308.382.0344 x 243
fax 308.382.3241
www.grandislandpt.com

DIRECTORS
Mary Walsh-Sterup, OTR/L, CHT
308.398.5170
mary@cnrehab.com

John Holling, PT
308.398.2170
john@cnrehab.com

SCHOOL LIASON
Steve Morris
308.850.3399

February 5, 2018

Schuyler Central High School
ATTN Dr Dan Hoesing
401 Adam Street
Schuyler, NE 68661

Dear Dr Dan Hoesing,

Thank you for your continual support of our school based pediatric services. Central NE Rehab Services has provided quality services for over 25 years and is considered the leader of educationally based therapy services in Nebraska. Traditionally, a yearly contract was the only option offered to the schools; however a number of superintendents have asked about extended contracts because it provides a continuation of therapists to the same district year after year and also provides a financial savings. We are committed to providing the highest quality therapy services at the most affordable price.

Beginning with the next school year, all school districts will be given an option for a multi-year contract in addition to the standard yearly contract. Enclosed you will find contracts for the 2018-2019 school year. We are including contracts for both one year and three years for your review. Please sign the contract that best meets your needs.

Mary Walsh-Sterup will oversee these services as clinical coordinator of our school based therapy program. Mary can be reached at 308-398-5170 or at mary@cnrehab.com. Steph Corman will assist with billing and monthly invoices; she can be reached at 308-675-1853 ext 4222 or stephanie@cnrehab.com. If you should have any questions or concerns, please do not hesitate to contact either of us.

Steve Morris will continue to be our school liaison and can be contacted for any questions you may have regarding our services, contract, etc. He can be reached at 308-850-3399 or stmorris929@gmail.com.

We appreciate your prompt attention and request that the contract be returned to us **no later than March 15, 2018**. This will allow us ample time to prepare for services next fall. The attached contract represents all therapy services provided by CNRS to your district. However, we are always willing to make adjustments if you should want to add services or as your needs change.

As always, it is a pleasure working with you and your students.

Sincerely,

Mary Walsh-Sterup, OTR/L, CHT
Clinical Coordinator Pediatrics

CENTRAL NEBRASKA
Rehabilitation Services
Experience. Better.℠

School Pediatrics Division

BILLING ADDRESS
West Faidley Medical Center
PO Box 5285
Grand Island, NE 68802
phone 308.382.0344 x 243
fax 308.382.3241
www.grandislandpt.com

DIRECTORS
Mary Walsh-Sterup, OTR/L, CHT
308.398.5170
mary@cnrehab.com

John Holling, PT
308.398.2170
john@cnrehab.com

SCHOOL LIASON
Steve Morris
308.850.3399

February 5, 2018

Schuyler Central High School
ATTN Dr Dan Hoesing
401 Adam Street
Schuyler, NE 68661

Please consider this a letter of contract for our arrangement for occupational and physical therapy services for the 2018-2019 school year.

We will supply an occupational and physical therapist for occupational and physical therapy services during the 2018-2019 school year.

The occupational and physical therapy services will be billed out at the Department of Special Educations approved rate, which has yet to be determined by the State.

Travel time will be billed out at an hourly rate of $48.00 per hour, plus mileage. Mileage rates will not exceed the State Department of Administrative Services/Nebraska Department of Education rate, the current rate for the state is .545, but the billed rate from CNRS is .45. Mileage will be calculated by taking the total mileage per day and dividing it by the number of schools seen. Each school will pay an equal amount of the mileage. Either party can terminate this agreement upon sixty (60) days prior written notice.

Please sign this contract and mail back or fax to 308-675-1353, Attention: Stephanie. Feel free to contact me with any questions or concerns you may have.

Mary Walsh-Sterup, OTR/L, CHT

2-5-18
Date

Administrator

Date

CENTRAL NEBRASKA
Rehabilitation Services
Experience. Better.sm

School Pediatrics Division

BILLING ADDRESS
West Faidley Medical Center
PO Box 5285
Grand Island, NE 68802
phone 308.382.0344 x 243
fax 308.382.3241
www.grandislandpt.com

DIRECTORS
Mary Walsh-Sterup, OTR/L, CHT
308.398.5170
mary@cnrehab.com

John Holling, PT
308.398.2170
john@cnrehab.com

SCHOOL LIASON
Steve Morris
308.850.3399

February 5, 2018

Schuyler Central High School
ATTN Dr Dan Hoesing
401 Adam Street
Schuyler, NE 68661

Please consider this a letter of contract for our arrangement for occupational and physical therapy services for the following three school years (2018-19, 2019-20, and 2020-21 school years).

We will supply an occupational and physical therapist for occupational and physical therapy services during the 2018-19, 2019-20, and 2020-21 school years.

The occupational and physical therapy services will be billed out at the Department of Special Educations approved rate, which has yet to be determined by the State, less $2.00 per hour.

The speech therapy services will be billed out at the Department of Special Educations approved rate, which has yet to be determined by the State, less $1.00 per hour.

Travel time will be billed out at an hourly rate of $48.00 per hour, plus mileage. Mileage rates will not exceed the State Department of Administrative Services/Nebraska Department of Education rate, the current rate for the state is .545, but the current billed rate from CNRS is .45. Mileage will be calculated by taking the total mileage per day and dividing it by the number of schools seen. Each school will pay an equal amount of the mileage. Travel rates and mileage rates are reviewed each school year for adjustments. Either party can terminate this agreement upon sixty (60) days prior written notice.

Please sign this contract and mail back or fax to 308-675-1353, Attention: Stephanie. Feel free to contact me with any questions or concerns you may have.

Mary Walsh-Sterup, OTR/L, CHT

Administrator

2-5-18

Date

Date



Vehicle Tracks

Vehicle Replacement Plan

Back to Vehic

Rank	Type	Name	Vehicle	Purchase Price	current miles	Estimated ReplacementMileage	Date Acquired	Planned Replace Yr	
2018	**Need to budget $100,000**			**Actual Spent: $65,850.00**					
Rank	Type	Name	Vehicle	Price	Mileage	Est Cost			
Bus				Total Estimated Cost of Replacements-->		**$50,000.00**			
1	Bus	Bus 71 B SCHS - 10.5	Bus 71 B SCHS	$65,850	29,875	50,000	2018	2018	Omit
Maintenance				Total Estimated Cost of Replacements-->		**$50,000.00**			
1997	Maintenance	Van 4 SMS-MAINT - 24	Van 4 SMS-MAINT		174,395	25,000	1997	2018	Omit
2000	Maintenance	Van 5 SES-MAINT - 25	Van 5 SES-MAINT		139,752	25,000	2000	2018	Omit
2019	**Need to budget $100,000**			**Actual Spent: $41,300.00**					
Rank	Type	Name	Vehicle	Price	Mileage	Est Cost			
Kitchen				Total Estimated Cost of Replacements-->		**$25,000.00**			
2008	Kitchen	Van 8 SMS-KITCHEN -	Van 8 SMS-KITCHEN	$19,900	85,622	25,000	2008	2019	Omit
Maintenance				Total Estimated Cost of Replacements-->		**$25,000.00**			
2004	Maintenance	Van 7 SCHS-MAINT - 36	Van 7 SCHS-MAINT	$21,400	91,185	25,000	2005	2019	Omit
Planning				Total Estimated Cost of Replacements-->		**$50,000.00**			
1	Planning	z Depreciation Fund - 201	z Depreciation Fund			50,000		2019	Omit
2020	**Need to budget $100,000**			**Actual Spent: $38,000.00**					
Rank	Type	Name	Vehicle	Price	Mileage	Est Cost			
Planning				Total Estimated Cost of Replacements-->		**$50,000.00**			
1	Planning	z Depreciation Fund - 203	z Depreciation Fund			50,000		2020	Omit
Sped/Pass				Total Estimated Cost of Replacements-->		**$25,000.00**			
2004	Sped/Pass	Van 60 SCHS-SPED - 34	Van 60 SCHS-SPED	$17,500	80,813	25,000	2009	2020	Omit
Van				Total Estimated Cost of Replacements-->		**$25,000.00**			
2009	Van	Van 9 SCHS CARGO	Van 9 SCHS CARGO	$20,500	44,765	25,000	2009	2020	Omit
2021	**Need to budget $100,000**			**Actual Spent: $114,160.00**					
Rank	Type	Name	Vehicle	Price	Mileage	Est Cost			
Bus				Total Estimated Cost of Replacements-->		**$50,000.00**			
2000	Bus	Bus 64 D SCHS - 04	Bus 64 D SCHS	$51,265	146,905	50,000	1999	2021	Omit
Red/Maint				Total Estimated Cost of Replacements-->		**$25,000.00**			
2011	Red/Maint	Pickup SCHS-RED - 46	Pickup SCHS-RED	$25,900	54,128	25,000	2016	2021	Omit
Sped/Pass				Total Estimated Cost of Replacements-->		**$25,000.00**			
2007	Sped/Pass	Van 52 SCHS-SPED - 33	Van 52 SCHS-SPED	$36,995	22,233	25,000	2007	2021	Omit

Subject: 2013 Ford F150 Supercrew Lariat 4x4
From: Dave Reinecke <reineckemotorco@hotmail.com>
Date: 2/26/2018 3:11 PM
To: Ron Mundil <ron.mundil@schuylercommunityschools.org>

Hi Ron,

You can buy this for $26,900 and we will allow $500 for the 2000 Ford E350 Van (#1FBSS31LXYHA15393).

Sincerely,
Dave Reinecke

18-UT2 1.jpg



Attachments:

18-UT2 1.jpg 94.9 KB

GAILEN KERHLI PICK-UP -2013

104,000 MILES ROUGHLY

IT LOOK LIKE OUR 2011

2014 Ford F-150 Lariat 4x4 4dr Supercrew Styleside 5.5 ft. SB Pic...



Engine:	**6L V6 Twin Turbo**
Transmission:	**Automatic**
Mileage:	**37,205 miles**
EPA-Est MPG[6]:	**14/19**
Exterior Color:	**Orange**
Interior Color:	**BLACK**
Stock #:	**C367**
VIN:	**1FTFW1ET1EKE91367**

WARRANTY FOREVER!

Price $33,995

Get ePrice

Est. Payment W.A.C.
$576/mo
(60 mo @ 4.9% APR, $3,400 down)

LESS MILES

2015 Ford F-150 Leather Pickup Truck



Transmission:	**Automatic**
Mileage:	**23,700 miles**
EPA-Est MPG[6]:	**17/23**
Exterior Color:	**Red**
Interior Color:	**Unspecified**
Stock #:	**C372**
VIN:	**1FTEW1EF3FFB96867**

WARRANTY FOREVER!

Price $40,995

Get ePrice

Est. Payment W.A.C.
$695/mo
(60 mo @ 4.9% APR, $4,100 down)

2013 Ford F-150 Platinum 4x4 4dr Supercrew Styleside 5.5 ft. SB ...



Engine:	**6L V6 Twin Turbo**
Transmission:	**Automatic**
Mileage:	**46,500 miles**
EPA-Est MPG[6]:	**14/19**
Exterior Color:	**Gray**
Interior Color:	**Unspecified**
Stock #:	**C370**
VIN:	**1FTFW1ET5DFE04044**

WARRANTY FOREVER!

Price $30,995

Get ePrice

Est. Payment W.A.C.
$525/mo
(60 mo @ 4.9% APR, $3,100 down)

LESS MILES

2014 Ford F-150 STX 4x4 4dr Supercab Styleside 6.5 ft. SB Picku...



Engine:	**8L V8**
Transmission:	**Automatic**
Mileage:	**26,282 miles**

Price $24,995

Get ePrice



Equipment Manager

Equipment Replacement Plan

Back to Equip

Replacement Rank	Type	Name	Vehicle	Purchase Price	current miles	Estimated ReplacementMileage		
2017				**Actual Cost: $11,454.00**		**Need to budget $25,000**		
Rank	Type	Name	Vehicle	Price	Mileage	Est Cost		
Lawn Care				Total Estimated Cost of Replacements-->		$25,000.00		
1	Lawn Care	Ransome Mower -72"		$11,454.00		$25,000.00	2017	Omit
2018				**Actual Cost: $26,426.26**		**Need to budget $25,000**		
Rank	Type	Name	Vehicle	Price	Mileage	Est Cost		
Maintenance				Total Estimated Cost of Replacements-->		$25,000.00		
1	Maintenance	Advance Aqua Plus Extractor		$8,951.71		$7,000.00	2018	Omit
2	Maintenance	Utility Vehicle (Gator)		$12,549.55		$13,000.00	2018	Omit
3	Maintenance	Hiniker 8' Straight Steel Blade		$4,925.00		$5,000.00	2018	Omit
2019				**Actual Cost: $16,500.00**		**Need to budget $17,500**		
Rank	Type	Name	Vehicle	Price	Mileage	Est Cost		
Maintenance				Total Estimated Cost of Replacements-->		$17,500.00		
1	Maintenance	NSS Colt Wet/Dry Vac		$1,750.00		$2,000.00	2019	Omit
2	Maintenance	Hi Speed Buffer		$2,750.00		$3,000.00	2019	Omit
3	Maintenance	Advance Aqua Plus Extractor		$9,500.00		$10,000.00	2019	Omit
4	Maintenance	6X12 Trailer		$2,000.00		$2,000.00	2019	Omit
5	Maintenance	General sewer cleaning machine		$500.00		$500.00	2019	Omit

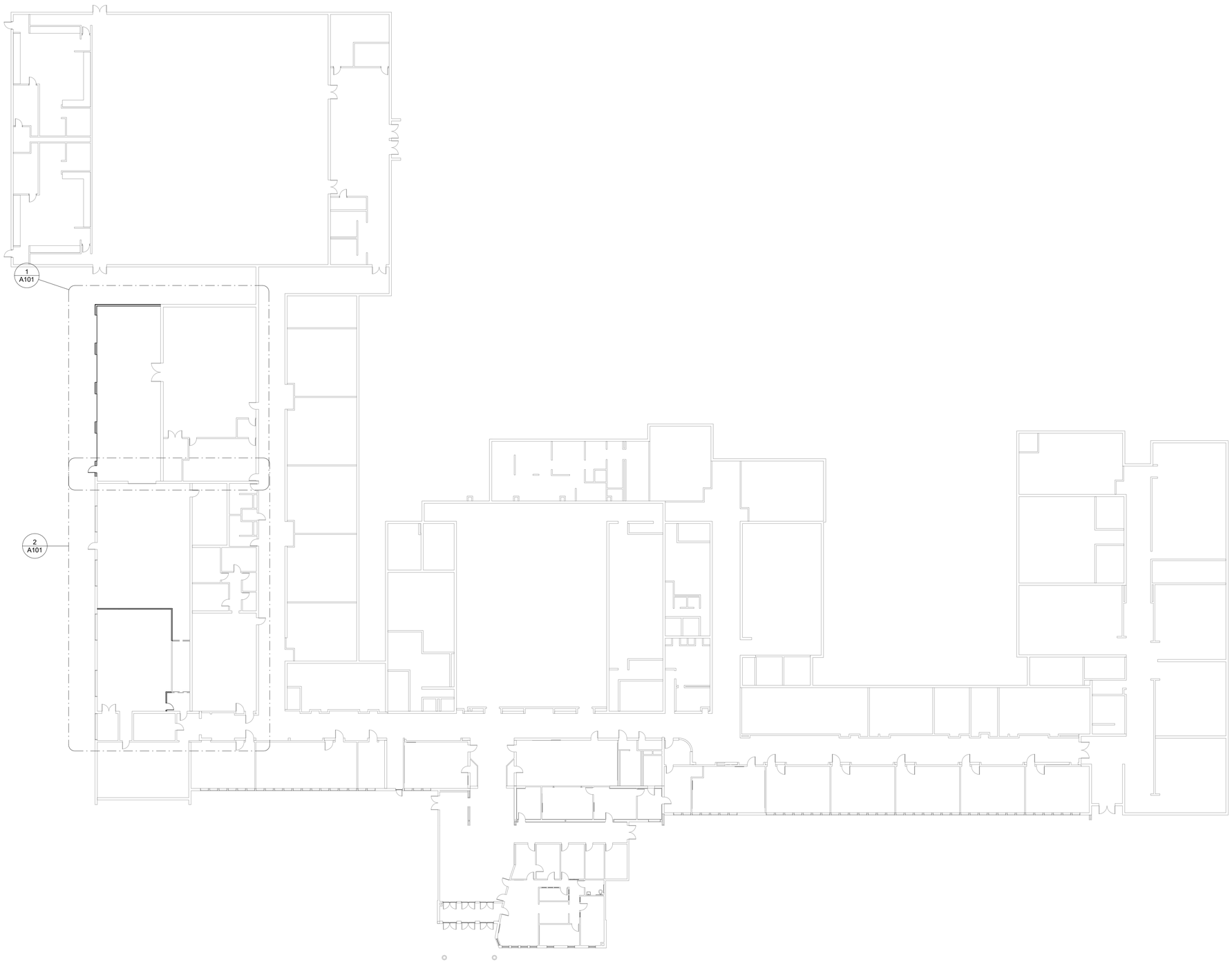

1 OVERALL FLOOR PLAN
3/64" = 1'-0"

Joseph R. Hewgley & Associates, Inc.
702 South Bailey• North Platte, Ne. 69101
Phone: 308/534-4983 • Fax: 308/534-4944

Project Status

SEAL

NEW TECH. SHOP

for

SCHUYLER COMMUNITY SCHOOL

PROJECT #:
DATE: 2/12/18
DRAWN: RDS
REVISIONS

DATE	DESCRIPTION

© 2018 COPYRIGHT
JOSEPH R. HEWGLEY & ASSOCIATES, Inc.

MEMBER AMERICAN INSTITUTE of ARCHITECTS

FLOOR PLAN

SHEET
A100

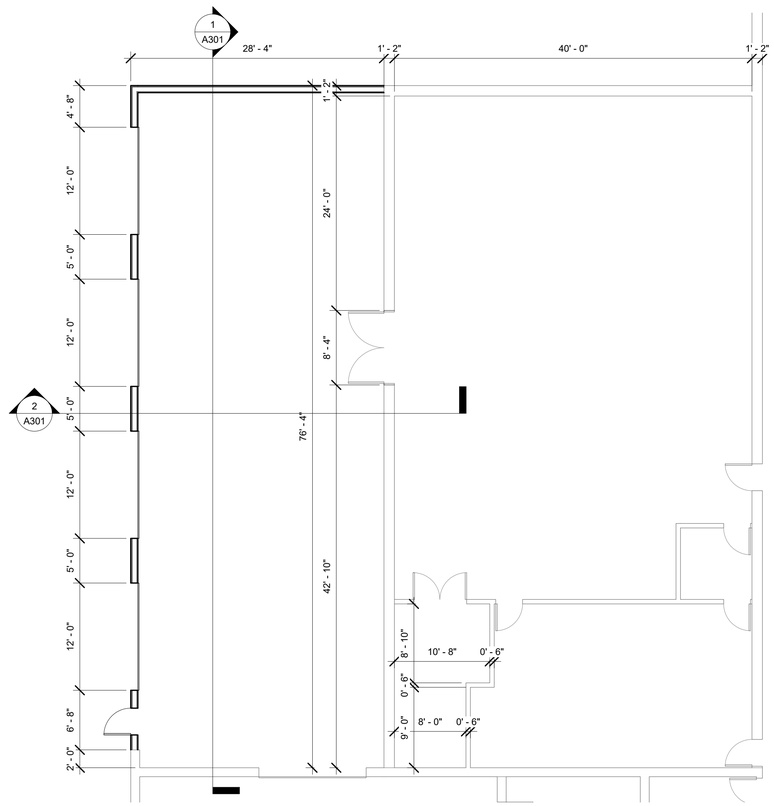

1 Shop Addition
1/8" = 1'-0"

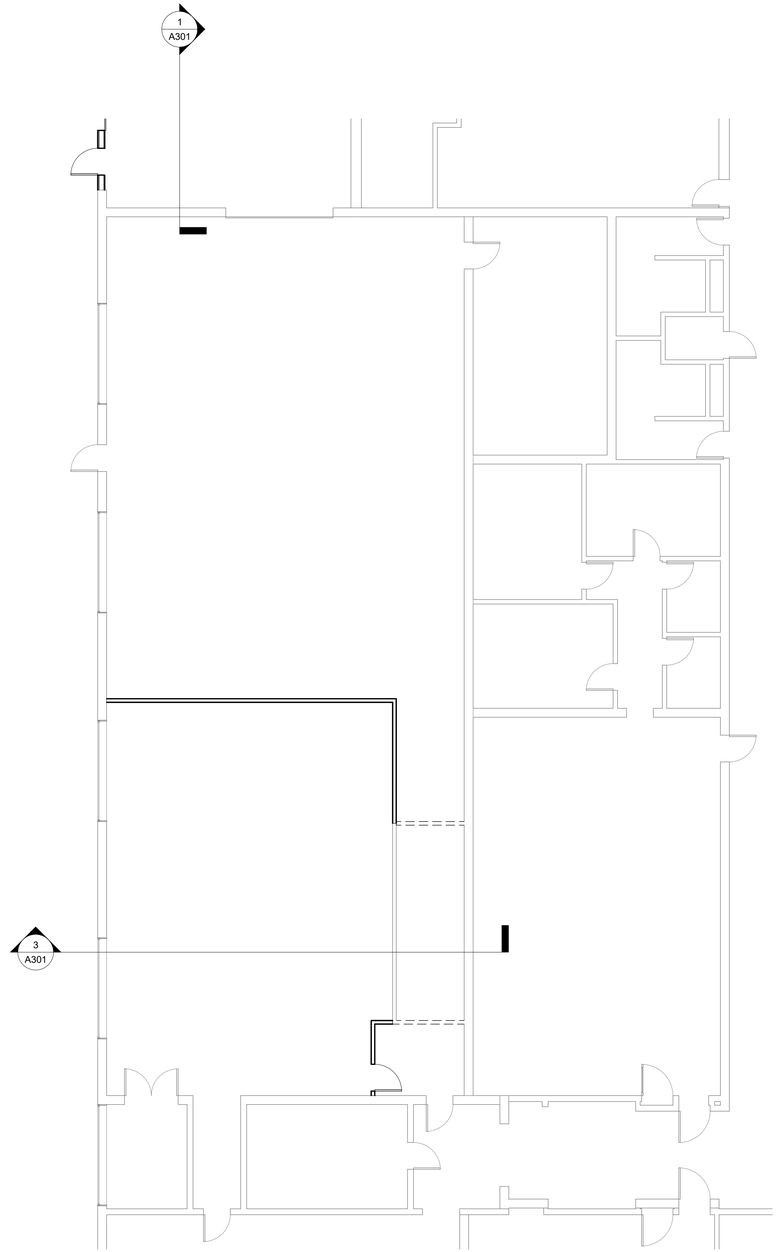

2 Art Room Renovation
1/8" = 1'-0"

Joseph R. Hewgley & Associates, Inc.
702 South Bailey• North Platte, Ne. 69101
Phone: 308/534-4983 • Fax: 308/534-4944

Project Status

SEAL

NEW TECH. SHOP

for

SCHUYLER COMMUNITY SCHOOL

PROJECT #:
DATE: 2/12/18
DRAWN: RDS
REVISIONS

DATE	DESCRIPTION

© 2018 COPYRIGHT
JOSEPH R. HEWGLEY & ASSOCIATES, Inc.

MEMBER
AMERICAN
INSTITUTE
of ARCHITECTS

FLOOR PLANS

SHEET
A101

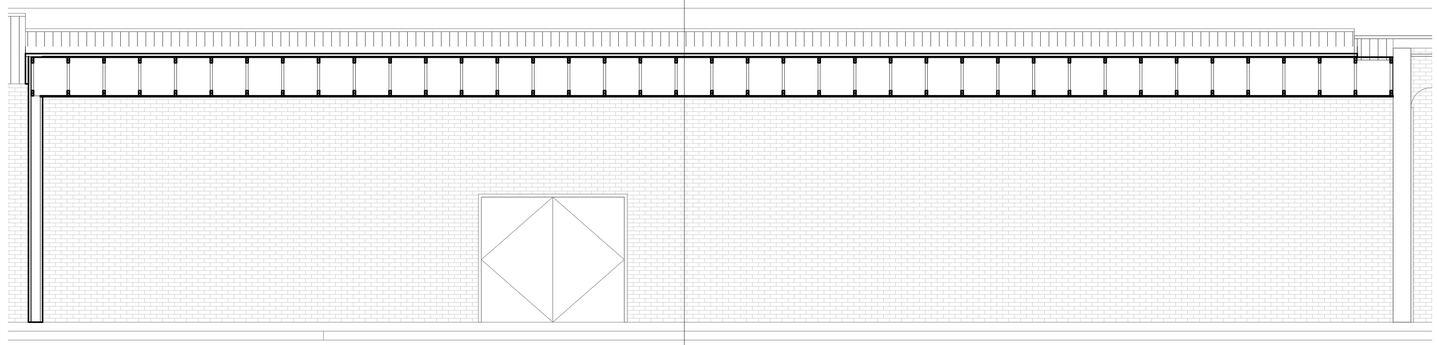

1 Section 1
1/4" = 1'-0"

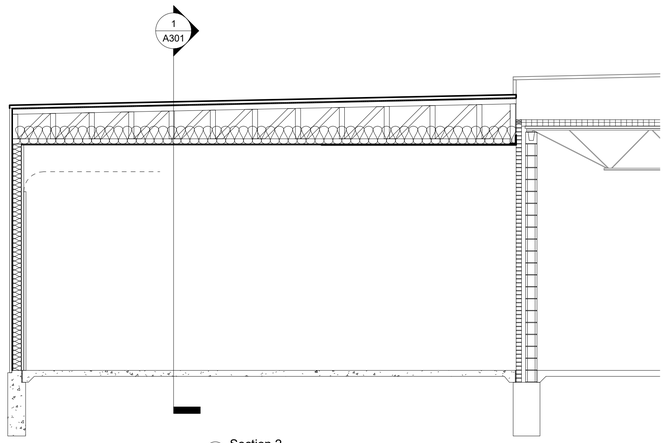

2 Section 2
1/4" = 1'-0"

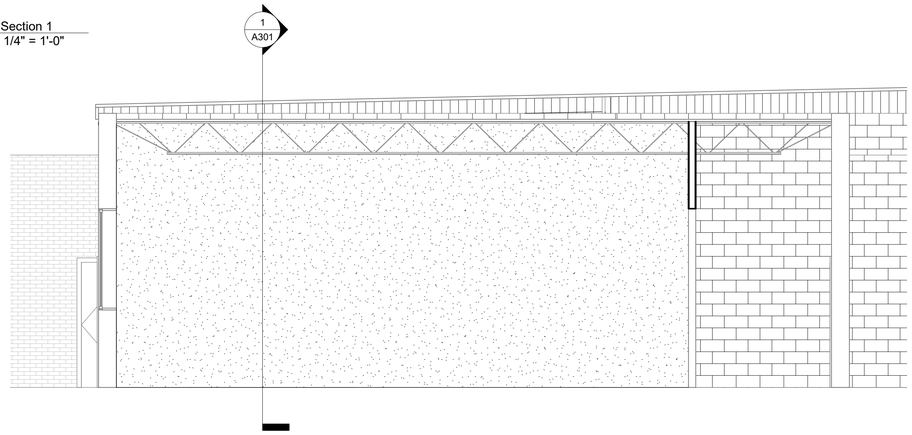

3 Section 3
1/4" = 1'-0"

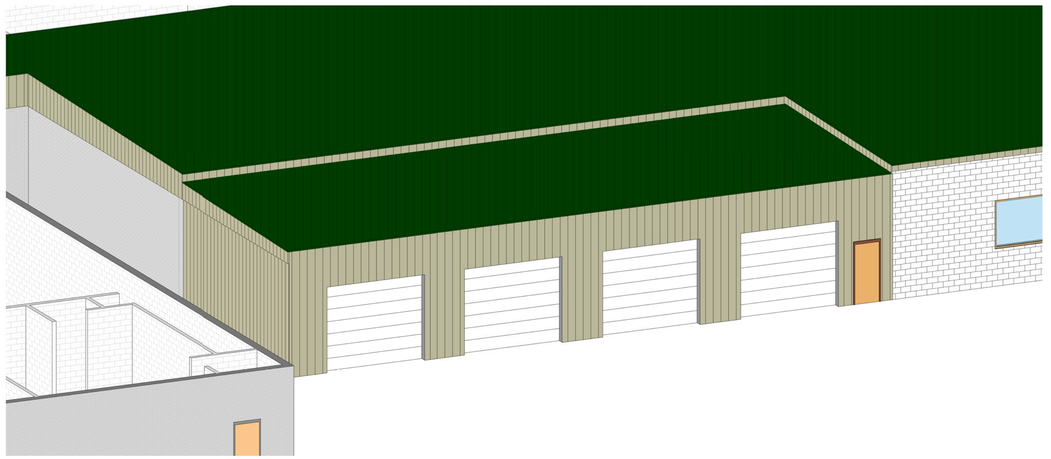

4 {3D}

Joseph R. Hewgley & Associates, Inc.
702 South Bailey • North Platte, Ne. 69101
Phone: 308/534-4983 • Fax: 308/534-4944

Project Status

SEAL

NEW TECH. SHOP

for

SCHUYLER COMMUNITY SCHOOL

PROJECT #:
DATE: 2/12/18
DRAWN: Author
REVISIONS

DATE	DESCRIPTION

© 2018 COPYRIGHT
JOSEPH R. HEWGLEY & ASSOCIATES, Inc.

MEMBER
AMERICAN
INSTITUTE
of ARCHITECTS

BUILDING SECTIONS

SHEET
A301

Schuyler Community Schools

Equipment Replacement Plan

Mar 5, 2018 4:59:39PM

Daniel Hoesing

DJ

New Record

Back

DEL	Year	Group Name	Area	Location		Total
X	18-19	Copiers	Copiers - none to replace this year	SCS	Add	0.00
X	18-19	Projectors	replace PRM 20/30/35 projectors	SCS	Add	16,000.00
X	18-19	SMS lab	replace SMS industrial Technology PC's (Guiterrez)	SMS	Add	20,000.00
X	18-19	SES lab	replace SES iMac lab (Burton)	SES	Add	20,000.00
X	18-19	SchuyPad	Class of 2022 (incoming 9th graders)	SCHS	Add	43,200.00
X	18-19	SchuyPad	Class of 2025 (incoming 6th graders)	SMS	Add	43,800.00
X	18-19	SMS lab	replace 6th grade Science lab (Arlt)	SMS	Add	20,000.00
X	18-19	Staff Laptops	Staff laptops 4 years old	SCS	Add	50,000.00
X	18-19	SES cart	replace SES White Macbook cart	SES	Add	21,250.00

Inventory Total 234,250.00

SCHUYLER COMMUNITY SCHOOLS, SCHUYLER, NEBRASKA,
COLFAX COUNTY SCHOOL DISTRICT NO. 123
RESOLUTION NO. _____

WHEREAS, Schuyler Community Schools, Schuyler, Nebraska, is a political subdivision of the State of Nebraska, receiving personal property tax revenue from Colfax County, Nebraska, specifically through the Colfax County Treasurer's office.

WHEREAS, a finding and judgment has been entered in favor of Cargill Meat Solutions Corp a/k/a Excel Corporation, and against Schuyler Community Schools requiring Schuyler Community Schools to refund overpayment of personal property taxes from Schuyler Community Schools to Cargill Meat Solutions Corp.

WHEREAS, amounts determined to be due for refund from Schuyler Community Schools to Cargill Meat Solutions Corp include for tax year 2010 personal property tax in the amount of $211,362.57 being the total of 5 different categories as set forth in that letter of Daniel J. Hoesing, Schuyler Community Schools Superintendent, dated July 14, 2015, directed to Janis M. Kasik, Colfax County Treasurer, a true and correct copy being attached hereto and incorporated herein by this reference which amount was to be paid January 1, 2019, in the amount of $105,681.29 and January 21, 2020, in the amount of $105,681.28.

WHEREAS, Schuyler Community Schools desire that said amounts be paid in advance and withheld from tax receipts paid by the Colfax County Treasurer's office of Schuyler, Nebraska, to Schuyler Community Schools.

THEREFORE, BE IT RESOLVED by the School Board of the Schuyler Community Schools of Schuyler, Nebraska a/k/a Colfax County School District No. 123, that the Colfax County Treasurer is hereby authorized to withhold the total amount of $211,362.57 from the tax receipts normally paid for the month of April, 2018, to be paid on or before June 15, 2018, and the balance of any and all tax receipts over and above $211,362.57 to be paid to Schuyler Community Schools. That the amount of $211,362.57 shall be paid to Cargill Meat Solutions Corp pursuant to the statement and calculations in the letter of Daniel J. Hoesing dated July 14, 2015, which is attached hereto and incorporated herein by this reference as to the referenced personal property tax refund regarding this school, as payment in full pursuant to said court order.

THIS RESOLUTION is passed and approved this _____ day of _____, 2018.

Schuyler Community Schools,
Schuyler, Nebraska a/k/a
Colfax County School District No. 123

By:_____
School Board President

Attest:

School Board Secretary

School Superintendent

Prepared and approved by:



Richard T. Seckman, Attorney

July 14, 2015

Janis M. Kasik
Colfax County Treasurer
401 East 11th Street
Schuyler, NE 68661

Dear Janis,

I am writing in response to your letter informing us of Nebraska Supreme Court's final decision regarding the 2010 personal property tax amount paid by Cargill Meat Solutions. The amount of the district repayment is as follows:

School 123 General	$176,277.48
School 2 Bond-New (K-8)	$10,98510
School 123 2007 Bond	$9,295.85
School 123 Special Building	$7,439.26
School 123 QCPU Bond	$7,454.68
Total Repayment Amount	$211,362.57

The Schuyler Community Schools Board of Education took official action to approve the repayment of funds to Cargill Meat Solutions on the following schedule.

January 1, 2019	$105,681.29
January 1, 2020	$105,681.28

The Board of Education authorizes the County to withhold from September, October, November, and December tax collections the amounts necessary to cover the repayment for that fiscal year. The School 2 Bond should be repaid from the School 123 2007 Bond.

I will forward you the board minutes confirming the repayment request. If you have any other questions, please contact me at (402) 352-3527

Sincerely,

Daniel J. Hoesing
Superintendent



PROPOSED
FUND INVESTMENT PLAN

Adopted by
Schuyler Community Development, Inc.
Board of Directors

March 7, 2018

TABLE OF CONTENTS

A. PURPOSE 3
B. SOURCE OF FUNDS 4
C. GEOGRAPHIC SERVICE AREA 5
D. ELIGIBLE ACTIVITIES 5
E. QUALIFIED ACTIVITIES 5
F. INELIGIBLE ACTIVITIES 6
G. ELIGIBLE APPLICANT ENTITIES 6
H. TYPE, AMOUNTS AND TERMS OF ASSISTANCE 7
    1. Interest Rate 7
    2. Loan Amount 7
    3. Loan Term 7
    4. Security 8
    5. Development Performance 8
I. FEES AND CHARGES 8
    1. Application Fee 8
    2. Closing Fees 9
J. APPLICATION PROCESS 9
K. APPROVAL PROCESS 10
    1. For Approval 11
    2. For Review and Comment 11
    3. Scoring/Selection Criteria 11
L. ADMINISTRATION OF FUND 12
    1. Loan Review Process and Procedures 12
    2. Loan Closing Process and Procedures 12
    3. Subordination 13
    4. Loan Servicing 13
        a. File Management 13
        b. Loan Payments 13
        c. Late Payments 13
    5. Extending, Modifying and Forgiving Loan; Foreclosure 14
        a. Loan Extensions 14
        b. Loan Modification 14
        c. Loan Forgiveness 14
        d. Foreclosure/Deed of Trust, Trustee Power of Sale 14
    6. Monitoring 15
    7. Program Compliance 15
M. RISK MITIGATION 16
    1. Fund Level 16
    2. Project Level 17
    3. Insurance 17
N. CONFLICT OF INTEREST 18
O. FUTURE USE PLAN 18
P. AMENDMENTS TO THE PLAN 18
Q. GRIEVANCE PROCEDURES 18
R. SUCCESSION OF ADMINISTRATOR 19
S. CHANGE OF FUND CONSULTANT(S) 19
T. OFFICIAL CONTACT 19

ATTACHMENTS

1. Glossary/Acronyms .....
2. NIFA LB 518 Match Program Guidelines .....
3. Financing Application Packet .....
4. Project Selection Scoring Worksheet and Review Criteria .....

SCHUYLER
RURAL WORKFORCE HOUSING FUND

FUND INVESTMENT PLAN

Administered by:
SCHUYLER COMMUNITY DEVELOPMENT, Inc.
A 501(c)3 Non-Profit Organization

Consultants:
NEIGHBORWORKS NORTHEAST NEBRASKA
And
Mesner Development Co.

A. PURPOSE

The Nebraska Rural Workforce Housing Fund (RWHF) Act was approved by the Governor on April 27, 2017. The Act authorized a one-time transfer of funds from the Nebraska Affordable Housing Trust Fund to the RWHF, which is administered by the Nebraska Department of Economic Development (DED). The fund is a resource to support the creation of rural workforce housing investment funds to encourage the development of workforce housing in Nebraska's rural and underserved regions.

Prioritization for the funds is based on a demonstrated and ongoing housing need, low unemployment rate, difficulty filling an employment position, demonstrated a commitment to growing housing stock, projects reasonably ready for occupancy in a period of twenty-four months, and the capacity to manage a workforce in rural Nebraska. The workforce housing funds are intended to revolve and allow for reinvestment in workforce housing projects into the future.

DED's role in the RWHF is as an investor and a partner. As an investor, DED has provided a grant to Schuyler Community Development, Inc. (SCD) for the creation of a Schuyler Rural Workforce Housing Fund for the City of Schuyler to fund rural workforce housing projects that will provide the best investments of state resources to promote the development of workforce housing. As a partner, DED is interested in providing input as early as possible in fund development or project design. The department will work closely with SCD and the City of Schuyler to address any obstacle encountered during fund development, project development, or implementation.

Schuyler Community Development is the Applicant and Administrator of the Schuyler RWHF. The controlling body of Schuyler Community Development is the Board of Directors. The Schuyler Community Development has contracted with NeighborWorks Northeast Nebraska and Mesner Development Co. as Consultants to the Schuyler RWHF. Throughout this plan the term "Administrator" refers to Schuyler Community Development, Inc., "Consultant" is NeighborWorks Northeast Nebraska and/or Mesner Development Co., and "Board or Board of Directors" is the oversight body of Schuyler Community Development, Inc.

B. SOURCE OF FUNDS

The Schuyler City Council adopted a Resolution on February 6, 2018 requesting SCD to be the applicant for the Schuyler RWHF on behalf of the City of Schuyler. Upon award of the grant, SCD will be the Fund Administrator for this fund.

The City of Schuyler has provided 1:1 cash contribution of $150,000 to create this housing fund. The source of these funds is from Schuyler's LB840 Economic Development Investment Fund.

Schuyler Department of Utilities has matched this the City of Schuyler's portion 2:1, adding $300,000 to the cash match.

Cargill Meat Solutions matched the Schuyler RWHF in the amount of $211,000.

Pinnacle Bank-Schuyler has also matched the Schuyler RWHF in the amount of $25,000

In addition to the local cash contribution the Nebraska Investment Finance Authority (NIFA) has provided $250,000 matching funds to create this workforce housing fund.

Special Terms for NIFA LB518 Match:

NIFA has issued itemized LB 518 Match Program Guidelines (dated February 2018) when using NIFA dollars in the Schuyler RWHF. Other guidelines of NIFA LB 518 Match funds may apply to this Fund Investment Plan. (See Attachment #2 for NIFA LB 518 Match funds Guidelines)

Housing development using the NIFA matching funds must benefit households whose income does not exceed 150% of the *American Community Surveys-Nebraska Statewide Median Family Income* for a family of four. (Currently the *American Community Surveys-Nebraska Statewide Median Family Income* for a family of four ($85,885) multiplied by 150% is $128,827.50.)

NIFA will require that a percentage of the units produced (such percentage to be based upon the percentage that the NIFA LB 518 Match bears to the total cost of the project) be made available to persons of Moderate Income. The affordability period for such units shall be a minimum of 10 years.

For NIFA LB 518 Match funds deposited into a rural workforce investment fund or used to make direct loans for Workforce Housing, the SCD shall earn a rate of return on such funds at least equal to the current rate of inflation. NIFA LB 518 Match funds returned to the SCD must

continue to be used in accordance with these Guidelines for a minimum of ten (10) years. Any such future uses of LB 518 Match Funds shall be approved in writing by NIFA.

The combined cash contribution of $936,000 allowed a grant request of $936,000 to provide resources to establish the Schuyler Rural Workforce Housing Fund in the amount of $1,872,000.

C. GEOGRAPHIC SERVICE AREA

The geographic service area that the Schuyler RWHF can be used is within the city limits established by the City of Schuyler. Any developer/builder seeking RWHF outside of this area are not eligible to access the Schuyler RWHF.

D. ELIGIBLE ACTIVITIES

The development of the Schuyler RWHF is for the development of workforce housing projects in Schuyler. The intent of the workforce housing investment funds is long range, continual investment in workforce housing projects. The funds are intended to perpetuate.

The eligible activities include:

- New construction of owner-occupied or non-owner occupied rental housing;
- Substantial repair or rehabilitation of dilapidated housing stock, for which the cost to rehabilitate exceeds fifty percent (50%) of the unit's assessed value;
- Upper story housing development;
- Rehabilitation that includes the conversion of an existing building into housing.

Infrastructure development associated with workforce housing is an eligible use of RWHF in association with the above eligible activities, proportionate to the number of workforce housing units and subject to the RWHF price limits:

- $275,000 maximum cost for owner-occupied housing units;
- $200,000 maximum cost per rental unit.

The Schuyler RWHF housing projects may not receive National Housing Trust Funds, Federal Low-Income Housing Tax Credits, State Low-Income Housing Tax Credits, Community Development Block Grants, HOME funds or Nebraska Affordable Housing Trust Funds.

E. QUALIFIED ACTIVITIES

Schuyler RWHF qualifies activities to include, but not limited to:

- Purchase land
- Site development
- Purchase existing building for rehabilitation
- Rental guarantees;
- Loan guarantees;
- Loan participations

- Other credit enhancements or any form of assistance designed to reduce the cost of workforce housing related to the eligible activities.
- Forgivable loans and grants are allowed with RWHF; however, financing structures that provide for RWHF to revolve are preferred.

F. INELIGIBLE ACTIVITIES

Any activity not specifically authorized under Eligible & Qualified Activities is ineligible to be carried out with the Schuyler RWHF funds.

This section further identifies ineligible activities;

- Furnishings and personal property not an integral structural fixture including the purchase of equipment, fixtures, and motor vehicles;
- Mobile homes, as defined by DED; *Mobile homes means a movable or portable dwelling constructed to be towed on its own chassis, connected to utilities, and designed with or without a permanent foundation for year-round living. It may consist of one or more units that can be telescoped when towed and expanded later for additional capacity, or of two or more units, separately towable but designed to be joined into one integral unit;*
- Housing that receives National Housing Trust Funds, Federal Low-Income Housing Tax Credits, State Low-Income Housing Tax Credits, Community Development Block Grants, HOME funds or Nebraska Affordable Housing Trust Funds;
- Housing Administration costs;
- Grant Administration costs.

Grant Administration and Housing Administration costs for the Schuyler RWHF at the project level can be supported with local matching funds, fees, loan repayments, interest and other funds, or as a last resort these costs may be paid from the local cash match portion of the Schuyler RWHF.

G. ELIGIBLE APPLICANT ENTITIES

There are a variety of entities that can apply and obtain funding from the Schuyler RWHF.

The eligible entities are:

- Sole Proprietorship
- "S" Corporation
- "C" Corporation
- General Partnership
- Limited Partnership
- Limited Liability Company

H. TYPES, AMOUNTS AND TERMS OF ASSISTANCE

The right is reserved to negotiate the terms and conditions of the financial assistance with each applicant, terms and conditions may vary from applicant to applicant.

1. Interest Rate:

Interest rates for the term of the loan will be fixed at the time of disbursement.

The interest rate on new loans will be adjusted to market conditions over the life of the RWHF.

For NIFA LB 518 Match funds deposited into a rural workforce investment fund or used to make direct loans for Workforce Housing, the SCD shall earn a rate of return on such funds at least equal to the current rate of inflation. (This rate will be obtained quarterly from NIFA). NIFA LB 518 Match funds returned to the SCD must continue to be used in accordance with these Guidelines for a minimum of ten (10) years. Any such future uses of LB 518 Match Funds shall be approved in writing by NIFA.

2. Loan Amount:

a. Minimum loan size is $50,000.

b. Maximum loan amounts to be determined based on the percentage of the total project. Therefore, loan applications will need to include a project budget which includes all costs of the project.

c. Each loan requires the borrower to provide their own equity into the housing project. At least 20% of the project will require private or outside sources. The applicant's equity in the project can be cash or the value of the land in which the project will be located. Value of the land will be equal to the purchase price of land if acquired less than 3 years from the application date. If the land purchase was greater than 3 years from the application date; then the value of the land will be based on the county assessed value or an appraised value required by the Lender.

d. The Combined Loan to Value (CLTV) including the Schuyler RWHF loan cannot exceed 80% of all total costs of the housing project.

3. Loan Term

Loan terms vary according to the type of housing development. The preferred terms for financing are listed below. However, additional or different loan terms can be negotiated by Applicant and Fund Advisory Committee based on the size of the project and other conditions.

a. Multi-Family Rental Development

Up to sixty (24) months

b. Single-Family, Owner Occupied and Rental Development
Up to twenty-four (24) months

c. Substantial Repair or Rehabilitation of Dilapidated Housing Stock
Up to twenty-four (24) months

d. Upper Story Housing Development
Up to twenty-four (24) months

e. Rehabilitation, Converting Existing Building into Housing
Up to twenty-four (24) months

4. Security

Security for loans may include, but not limited to, Promissory Notes, a Deed of Trust, Performance Bonds, UCC filings and personal and/or corporate guarantees as appropriate and may be in a subordinate position to the primary commercial lender.

5. Development Performance

Upon disbursement of the initial funds, housing projects must be reasonably ready for occupancy in a period of twenty-four months from the date of loan closing.

Failure to obtain reasonably ready for occupancy within the 24 months from the date the loan funds are dispersed shall result in the immediate repayment of the entire Schuyler RWHF loan according to the terms in the Promissory Note.

The guideline for a housing project being reasonably ready for occupancy varies depending on the type of project. Information will be obtained from the applicant during the application process for the initial use of the Schuyler RWHF. At the time of loan approval, the Administrator will determine what the level of reasonably ready for occupancy is expected and discussed based upon the scope and magnitude of the project.

I. FEES AND CHARGES

The Fund Administrator charges modest application fees and closing cost fees to the applicant.

1. Application Fee

The applicant agrees to pay a non-refundable application fee of $250.00 to cover the cost of out-of-pocket expenses incurred in researching, preparing and submitting the loan application for review and approval. This fee is due and payable to the Fund Administrator at the time of submitting the application.

2. **Closing Fees**

   The borrower agrees to pay the Fund Administrator a fee of 1% of the loan amount, not to exceed $1,000.00 to cover costs of closing the loan and preparing loan closing documents. The borrower agrees to pay in addition to the Closing Fee, all related transaction fees, including, but not limited to, all cost of title insurance, recording fees, survey costs, inspections, environmental assessment, 3rd party loan document preparation fees, and legal fees.

J. APPLICATION PROCESS

Once the Schuyler RWHF is established, the Fund Administrator will provide a Notice of Funding in the form of a Public Notice in the Schuyler Sun and city offices. Notices will be also provided to those developers/builders that provided a Letter of Intent with the Schuyler RWHF application submitted to the Nebraska Department of Economic Development. A timeline identifying the dates applications will be accepted will be included in the notices.

The applicant must complete the application forms included in the application packet and submit to the Fund Administrator.

A detailed Financing Application document will be separate from this Fund Investment Plan. (See Attachment #3 for Financing Application).

The applicant must submit all items requested in the Financing Application, such items as listed below, but not limited to:

- Project Summary
- Sources and Uses of funds
- Proforma – projection of cash flow for the project
- List of what funds are going to be used
- Personal tax returns of the applicant (20% or more ownership) for the past two years
- Business tax returns for the past three years, profit/loss statements/balance sheet of the business (if existing)
- Bank Pre-Approval Letter
- Letters of commitment from other funding sources
- Credit Report from a Credit Report Agency
- Site plan of housing development
- Housing plans of proposed housing project
- Environmental information as required by each funding source
- Attestation Form
- Credit History Authorization

The Fund Administrator will be responsible for coordinating committee meetings, communicating with the applicant/borrower about projects and the overall management of the

fund in terms of applications, closings and project management as it relates to the Schuyler Rural Workforce Housing Fund.

Board of Directors, Staff and Fund Advisory Committee members shall keep confidential all information that is provided to them that is reasonably clear to be confidential or sensitive in nature even when the information affects an activity of the Board of Directors or Fund Advisory Committee member outside of the Fund Administrator.

Fund Advisory Committee members shall not directly contact loan applicants regarding a loan, or future loans of the loan applicant, or any confidential information gleaned while discussing the loan. This does not apply to discussions with colleagues about organizational matters, if the loan is not discussed.

K. APPROVAL PROCESS

The Board of Directors will appoint a Fund Advisory Committee which will consist of a minimum of five and a maximum of seven members.

At least one of the members shall be:

- Member of Board of Directors of the Fund Administrator;
- A representative of the City of Schuyler;
- Have commercial lending or financing experience.

The remaining members can be housing advocates in the city of Schuyler. A staff member will be attendance of all meetings for record keeping purposes.

The Fund Advisory Committee will review and make a loan recommendation of approval or denial to the Board of Directors. The Fund Advisory Committee will also recommend changes in the Investment Plan of the Schuyler Rural Workforce Housing Fund to the Board of Directors.

The structure of the Fund Advisory Committee and their attendance at the meetings are critical to the success of the Schuyler RWHF. The Fund Advisory Committee will meet on an "as needed" basis, but typically the meeting will be held one week prior to the Board of Directors meetings which are typically held every three weeks. The Fund Advisory Committee may conduct its review during a face-to-face meeting, by mail, e-mail or using a telephone conference call. A quorum of the Fund Advisory Committee members is required to meet. Also, a simple majority of the entire Fund Advisory Committee is needed to make a recommendation. A loan will not be recommended without the commercial lender or financing experience members' vote.

Attendance:

- Fund Advisory Committee members shall attend at least 75% of meetings in a calendar year.
- To "attend" a meeting means being present and available for at least 30 minutes.

- Unexcused absences shall be grounds for dismissal of the member effective immediately upon an affirmative vote of the Board of Directors.

The Fund Advisory Committee shall perform the following functions:

1. **For Approval:**
   - Assess and analyze, recommend approval or denial of loan requests to the Board of Directors that Fund Administrator staff bring to the attention of the committee, or foreclosure proceedings (in the event of default).
   - Assess, and recommend approval or denial to the Board of Directors of loan extensions and modification requests that lending staff bring to the committee.
   - Assist the staff in the refinement of loan underwriting and portfolio management policies.

2. **For Review and Comment:**
   - Review portfolio compliance with exposure limits, actions taken on loans with significant delinquencies, loan maturities, and actions taken on watch list loans.
   - Review additional reports as provided by Fund Administrator staff.
   - Initiate discussions on new loan products needed or other new opportunities. Review and respond to staff research on the same.
   - Undertake other related activities as the Board of Directors may request.

   It is not the intent of the fund to compete with traditional lenders, but rather partner with them whenever possible. Therefore, the Fund Advisory Committee will rely on the participating Lender's expertise and experience to determine the amount of funding needed to fill "the gap". A letter of intent of financing the housing project from a lender is required to include in an application under this fund.

3. **Scoring/Selection Criteria**
   The Fund Advisory Committee shall score each application according to the following criteria, but not limited to:
   - Eligibility under the Schuyler Rural Workforce Housing Fund;
   - Housing project's beneficial impact to the City of Schuyler
   - Soundness and creditability of the housing proposal;
   - Eligible activities of the project to be funded;
   - Track record, credibility, and credit worthiness of applicant;
   - Ability to leverage private financing

A detailed Project Selection Scoring Worksheet and Review Criteria document will be separate from this Fund Investment Plan. See Attachment #4.

L. ADMINISTRATION OF FUND

1. Loan Review Process and Procedures

Upon submission, the application will be reviewed by the staff for technical adherence to the guidelines of the Schuyler Rural Workforce Housing Fund. Should the application be deficient the applicant will be contacted for additional information. Additional information must be obtained within 30 days of the request. If not received within 30 days of the request, the application will be put into the "Incomplete Applications" file. Once staff has determined the application is complete, staff will prepare a loan write-up and submit the application to the Schuyler RWHF Fund Advisory Committee for review and funding recommendation/denial, utilizing the Project Selection Scoring Worksheet and Review Criteria. It is the intent of the Fund Advisory Committee to review all applications within 30 days of the application determined to be completed by staff. Rate, terms and collateral and equity requirements will be finalized as negotiated between the applicant and the staff. Staff will keep minutes/records of all Schuyler RWHF Fund Advisory Committee meetings.

The loan recommendation of the Schuyler RWHF Fund Advisory Committee will be forwarded to the Board of Directors for final approval/denial at least 10 days prior to a regularly scheduled Board meeting. After approval or denial by the Board of Directors, staff will immediately notify the applicant by phone/email and/or in writing.

2. Loan Closing Process and Procedures

The Fund Administrator will prepare all necessary documents to complete the approved funding request. Standard loan closing documents may include, but not limited to:

- Promissory Note
- Loan Agreement
- Security Agreement
- Deed of Trust
- Financing Statement
- Personal Guaranty
- Automated Clearing Housing (ACH) form
- Title/Lien Search
- Mechanic's Lien Protection

Loan Proceeds will be disbursed to the borrower in accordance with the Fund Administrator's standard practices and after construction progress inspections. Projects authorized for pre-construction costs may receive disbursement in advance of any construction activities. The Fund Administrator will be responsible for timely construction inspections and will provide copies of the inspections to the borrower upon request.

Closing fees will be applicable as identified in Section I.

Title Companies may be used to payout loan proceeds based upon inspections, and collect lien waivers.

3. Subordination

Some projects require special financing techniques to meet a borrower's needs. Recognizing that, a subordinate position to other lenders of record at the time of the project may be taken. If a subordinate position is required, additional considerations will be taken so as not to jeopardize the loan portfolio. All fees associated with subordination will be the borrower's responsibility. Other special financing techniques may include quarterly or semiannual payments, interest only payments during a designated time, or some other method agreed upon by the Fund Advisory Committee and Board of Directors.

4. Loan Servicing

a. File Management

A separate file will be maintained for each loan applicant and borrower. Each file will contain all documents and correspondence and kept in a filing cabinet in addition to an electronic file will be maintained. The file will include all application documents, insurance forms, general correspondence, financial statements, site visit reports and other documents related to the application and loan.

b. Loan Payments

A loan repayment schedule providing for monthly, quarterly, semi-annual or annual payments will be provided in conjunction with project approval. Repayments shall be deposited in the Schuyler RWHF program for a future project as approved.

Fund Administrator staff will monitor each loan by requiring quarterly reports/updates, conducting regular site visits to the project site. If evidence of requested updates and/or documents are not received within 60 days as requested by written communication, a monthly assessment of no less than $50.00 will be assessed to the borrower.

If payments are not honored by a financial institution due to Non-Sufficient Funds or Stop Payment, the staff will document the contact made with the borrower (either by phone or letter) – notifying the borrower of the NSF charge and payment must be sent to the Fund Administrator's office within 10 business days. A $50.00 NSF charge will be assessed to the borrower.

c. Late Payments

In the event of a late payment or loans over 30 days in arrears, staff and/or legal counsel will attempt to establish a workout arrangement with the borrower. Every effort will be made to assist the borrower but protect the Schuyler RWHF as well. All action taken on any given loan will be documented in the regular reports to the Fund Administrator's Board of Directors.

The terms and procedures in the event payments are not made by the due date are detailed in the Promissory Note and Deed of Trust.

Write-offs or charge-offs by the Fund Administrator do not release borrowers from their obligations under the terms of the project's loan documents. Borrowers are expected to pay the full amount of principal, interest, late fees and collection costs to which the Fund Administrator is entitled, adjusted in accordance with any loan modification, restructurings or forgiveness which are recommended by the Fund Advisory Committee and approved by the Board of Directors.

5. Extending, Modifying, and Forgiving Loans; Foreclosure

a. Loan Extensions

An extension is defined as a change ONLY to the maturity date of a loan, when:

- a repayment source is identified and likely but not yet committed or received,
- or when the project timeline is extended but the development plan, process, and budget remain the same.

The Fund Advisory Committee would make a recommendation to the Board of Directors of any extension requests. The Board of Directors will approve or deny the request.

b. Loan Modification

Complete underwriting of the loan must be performed, if:

- A project requires additional extensions beyond 12 months;
- The development plan has changed substantially;
- The development budget has changed substantially;
- The repayment source has change substantially;
- The loan requires a reduction in rate and/or payment, or;
- There has been a substantial change in the organizational financial conditions, status or leadership.

Modification of loans shall require recommendations from the Fund Advisory Committee and approval of the Board of Directors.

c. Loan Forgiveness

Partial or full loan forgiveness shall require the approval of the Board of Directors on a recommendation of the Fund Advisory Committee.

d. Foreclosure/Deed of Trust, Trustee Power of Sale

Foreclosure/Deed of Trust, Trustee Power of Sale Proceeding is the last option to collect defaulted secured loans. However, it may be the only option to remedy a deteriorating situation and/or recover a portion, if not all, of a loan repayment. It will be pursued only after the Fund Administrator has exhausted all other reasonable remedies.

Foreclosure/Deed of Trust, Trustee Power of Sale can only take place upon the decision of the Board of Directors based on a recommendation of the Fund Advisory Committee.

If Foreclosure/Deed of Trust, Trustee Power of Sale happens then the proceeds will be disbursed in accordance with applicable laws and preferably as follows:

- Collection costs (including, but not limited to, appraisals, legal costs, expenses for stabilizing the property.
- Loan amounts owed to senior lenders, if any;
- Principal owed to the Fund Administrator;
- Interest owed to the Fund Administrator;
- Fund Administrator staff time and costs including travel and consultants;
- If proceeds are more than costs listed above they are paid to the Borrower.

6. Monitoring

The monitoring of all outstanding loans of the Schuyler RWHF will be conducted in various ways. Detailed reports will be prepared by SCD staff to include current RWHF balance as well as outstanding loans.

The SCD staff will prepare monthly Schuyler RWHF Reports. These reports will identify each borrower, the status of payments, outstanding loan balance, the maturity date of the loan, applications in the pipeline as well as any funds on hand. The reports will be presented to the Fund Advisory Committee, SCD Board of Directors. If payments are not received by the due date, the SCD staff will inform the Fund Advisory Committee. The financial data will be tracked using SCD's accounting software as well as other Excel spreadsheets.

In addition, staff will prepare a report of any potential applicants on a pending application list if funds are not available to fulfill additional loan requests. This will keep the local members of the Fund Advisory Committee informed of all aspects of Fund as well as the Board of Directors.

7. Program Compliance

The Fund Administrator will submit an annual report to DED, to be included as part of the DED's annual status report required under section 81-1201.11. The report shall certify that the Fund Applicant meets the requirement of the Rural Workforce Housing Investment Act and will include a breakdown of funded program activities.

The annual report to DED shall include, but not limited to:

- The name, location, and geographical region served by the Fund Administrator;
- The number, amount, and type of Schuyler RWHF invested in qualified activities;
- The number, geographical location, type and amount of investments made;

- A summary of matching funds and where such matching funds were generated; and
- The results of the required annual audit.

If Schuyler Community Development as the Fund Administrator ceases administration of the Schuyler RWHF, it shall file an annual report with DED in a form and manner required by the DED Director. The City of Schuyler can appoint a new Fund Administrator that meets the requirements of the Schuyler RWHF.

If no new Fund Administrator is determined and the Schuyler RWHF ceases administration the following actions must take place:

- Before July 1, 2022, any unallocated grant funds shall be returned to DED for credit to the Rural Workforce Housing Fund,
- On or after July 1, 2022, any unallocated grant funds shall be returned to DED for credit to the Affordable Housing Trust Fund.

If the Schuyler RWHF ceases and the grant funds are returned to DED on or after July 1, 2022, and cash match funds are returned to the Schuyler Department of Utilities, Cargill Meat Solutions, City of Schuyler, and Pinnacle Bank, it will be their discretion as to where the funds are used from that point forward.

M. RISK MITIGATION

The Fund Administrator will take many precautions to minimize risk not only on the Fund level but on the Project level as well, so the funds can continue to revolve and ultimately continue to add workforce housing in the city of Schuyler. The Schuyler RWHF will be administered in compliance with this Fund Investment Plan. An experienced and diverse Fund Advisory Committee, consisting of City leadership, lending/realtor/developers' individuals have been established to assist in the oversight of the Schuyler RWHF. In addition to the Fund Advisory Committee, the Fund Administrator's Board of Directors is also a diverse makeup of community leaders. As identified earlier in this plan, the application process will involve packaging by the Fund Administrator's staff, then reviewed by the Fund Advisory Committee, who will ultimately provide recommendations to the Board of Directors for either approval or denial. Fund Administrator staff shall conduct a complete review of all outstanding loans at least annually.

1. Fund Level

The Fund Administrator has procedures that provide guidance to the staff as well as the Board of Directors. Many practices in managing the Schuyler RWHF are already in place.

- The Fund Administer will deposit the Schuyler RWHF proceeds in several Schuyler financial institutions ensuring that the totals funds on deposit at each institution do not exceed the FDIC limits of insurance.
- Liens and Security Instruments common in lending practices will be utilized always.
- The Fund Administrator secures a third-party firm of certified public accountants annually to conduct a financial and programmatic audit of the organization.

2. **Project Level**

Risk mitigation will also be a high priority of the Fund Administrator on the project level.

- Title insurance will be provided to determine legal descriptions, outstanding liens, current taxes, etc.
- Traditional lending documents will be used be ensure there is adequate security for the loan, this will be done by filing liens on the property, deed restrictions and other legal documents applicable to each loan and project.
- The staff of the Fund Administrator will conduct periodic inspections of the housing projects and document their finding in each borrower's files.
- The Real Estate Property taxes must be made current prior to the release of the Schuyler RWHF loan proceeds.
- Borrowers must not be debarred, suspended, proposed for debarment, placed in ineligibility status, or voluntarily excluded from covered transactions by HUD or any other federal agency under the provisions of Executive Order 12549 "Debarment and Suspension" and 24 C.F.R. Part 24 (government debarment and suspension regulations).
- All borrowers must be authorized to transact business in the State of Nebraska. All borrowers are expected to comply with all Nebraska Secretary of State and Department of Revenue registration requirements, including any registration requirements pertaining to types of business entities (e.g. person, partnership, foreign/domestic limited liability company, association, or foreign/domestic corporation). Borrowers are expected to meet all applicable requirements of the Nebraska Contractor Registration Act. Upon request, the Borrower must submit copies of written agreements to the Fund Administrator.
- Project development can take place within the Flood Plain of Schuyler, providing the following criteria is met:
    - Flood Insurance available and obtained to insure the dwelling(s),
    - Permanent financing available from traditional lenders, and,
    - Property is developed to an elevation to meet local code enforcement.

3. **Insurance**

For all loans, the borrower shall be required to carry liability insurance with coverage of no less than $2 million aggregate/$1 million per occurrence. Builder's risk insurance coverage is based on the total development budget, or in case of casualty insurance, based on replacement cost. Borrower shall further be required to have the Fund Administrator named as loss payee or as an additional insured on all policies and current copies shall be submitted to the Fund Administrator throughout the loan term.

Performance Bonds may be required on most transactions, depending on the size and scope of the housing project. This will be negotiated between the Administrator and borrower.

N. CONFLICT OF INTEREST

No officer, employee or agent of the Fund Administrator who will participate in the selection, the award, or the administration of these funds may obtain a personal or financial interest or benefit from the activity or have an interest in any loan with respect thereto, or the proceeds thereunder either for themselves or those with whom they have family or business ties. Exceptions may be granted on a case by case basis when it is determined that such an exception will serve the purposes of the Schuyler RWHF and the effective and efficient administration of this fund.

O. FUTURE USE PLAN

Borrowers will make payments to the Fund Administrator in accordance with the loan agreement and promissory note, executed at loan closing.

Interest earned on the loans and deposited Schuyler RWHF funds will be retained by the Fund Administrator to cover costs associated with the management of the fund associated with loan servicing and reporting of the fund.

Principal portion of the payments received by the Fund Administrator will be held in financial institutions insured by FDIC until loaned to subsequent applicants using the same criteria as outlined in this Investment Plan.

P. AMENDMENT

In an ongoing effort to improve the quality of the Schuyler Rural Workforce Housing Fund Investment Plan, the Board of Directors will accept suggestions from the public, program participants, staff and Fund Advisory Committee. All suggestions received will be taken and be provided to the Fund Advisory Committee to review and provide a recommendation to the Board of Directors for consideration to amend the Fund Investment Plan. Upon approval and adoption by the Board of Directors, the amendment(s) will be included in the Schuyler RWHF Fund Investment Plan. Changes to the attachments do not require Board approval.

Q. GRIEVANCE PROCEDURES

If any applicant feels he or she has been unfairly treated or discriminated against during the loan application process or within any other segment of the Schuyler RWHF, he or she may appeal the decision to the Board of Directors for their consideration. The appeal must be submitted in writing to the President and postmarked within 14 days of the decision. The Board of Directors will act to support the action within 60 days of the receipt of the appeal. The Board of Directors will have final authority in the decision.

The Nebraska Department of Economic Development will be contacted in the case that any grievance issues cannot be resolved through SCD's normal grievance procedures.

R. **SUCCESSION OF ADMINISTRATOR**

If Schuyler Community Development, Inc. decides to cease to be the Administrator of the Schuyler Rural Workforce Housing Fund, a 90-day written notice will be provided to the Nebraska Department of Economic Development, Superintendent of Schuyler Department of Utilities, NIFA, General Manager-Cargill Meat Solutions, the Schuyler City Administrator, and Pinnacle Bank-Schuyler. The Nebraska Department of Economic Development, Superintendent of Schuyler Department of Utilities, NIFA, General Manager-Cargill Meat Solutions, the Schuyler City Administrator, and Pinnacle Bank-Schuyler will determine a process at that time to search for a new Schuyler RWHF Administrator.

S. **CHANGE OF FUND CONSULTANT(S)**

If the Schuyler Community Development is not pleased with the results of NeighborWorks Northeast Nebraska's and/or Mesner Development Co., efforts of performing the duties as Consultants of the Schuyler RWHF, written notice will be provided to the Chief Executive Officer of NeighborWorks Northeast Nebraska and/or President of Mesner Development Co. At that time negotiations will take place to either make changes or end the Consultant Contract(s).

T. **OFFICIAL CONTACT**

The place of contact for this Rural Workforce Housing Fund shall be the office of Schuyler Community Development, 1119 B Street, Schuyler, NE 68661. Any grievances, suggestions, requests for applications and information should be directed to this office.

This Schuyler Rural Workforce Housing Fund Investment Plan was hereby approved by the action of the Board of Directors of Schuyler Community Development, Inc. on this 7th day of March 2018.

_____

Lonnie Kitt, President
Schuyler Community Development, Inc.

Glossary/Acronyms

Fund Advisory Committee – An organized group with various duties as outlined in the plan. This committee is appointed by the SCD Board of Directors.

Applicant – Eligible entity that is seeking loan proceeds from the Schuyler RWHF.

Application – Document that is used by the Applicant to submit the required information when requesting funds.

Board/Board of Directors – members of the Board of Directors of Schuyler Community Development

Borrower –Entity that is approved to receive funding from the Schuyler RWHF.

DED/NDED – Nebraska Department of Economic Development.

Fund Administrator – Schuyler Community Development is responsible for overall management of the daily operations of the RWHF for Schuyler.

Grant Administration/Housing Management – Fees typically paid from grant proceeds, however, the Schuyler RWHF does not allow this, so these fees must be paid to the Fund Administrator from another source.

Lender – Conventional financial institution that is providing loan proceeds for the financing of a housing project.

SCD – Schuyler Community Development.

Staff – Schuyler Community Development employee(s).

Review Criteria – Document used by Fund Advisory Committee for loan application for review.

RWHF – Rural Workforce Housing Fund.

Scoring Sheet – Document used by Fund Advisory Committee to rank/rate applications.

EARLY RETIREMENT INCENTIVE PROGRAM POLICY

A. PURPOSE

The purpose of this Early Retirement Incentive Program ("ERIP") is to encourage eligible certificated employees of Schuyler Community Schools ("School District") who are considering an early-leaving decision to accelerate their retirement plans effective at the end of the 2016-2017 through the 2022-2023 school years. Objectives include, but are not limited to, the following:

1. To offer financial incentives that will assist long-term employees considering early retirement or early-leaving decisions to complete such decisions.
2. To reduce costs to the School District by replacing employees with lesser salaried employees or by eliminating positions.
3. To buy-out the tenure rights (i.e., continuing contract rights) of certificated staff, and in effect, make payments to secure the release of unexpired contracts of employment in exchange for permanent certificated employees giving up their constitutional and contractual rights to tenure and relinquishing such tenure rights.
4. To provide a better balance of staff experience.

B. QUALIFICATIONS

1. Certificated Employee: To be a participant a person must be employed by the School District (Schuyler Community Schools) as of the date of acceptance of the person's application in the position of a fully certified employee (a) covered by the negotiated agreement between the Schuyler Community Schools and the Schuyler Education Association (hereinafter sometimes referred to as "Eligible Employee" or "Employee" or "Teacher") with a salary schedule placement on the salary schedule in effect pursuant to such negotiated agreement in the BA+45/MA, MA+9, MA+18 or MA+27 column, and with an experience step placement of step 12 or greater. On or before November 15 of each fiscal year the School District shall provide all certificated employees of the school district with a list of all certificated employees with the ages and salary schedule placement for the current fiscal year of those eligible and of those not eligible, by position.

2. Full-Time Equivalency – Eligibility and Benefits: Eligible Employees, both full-time and part-time, may participate in the ERIP, provided that the part-time Employees must have a full time equivalency (FTE) of .50 FTE or more. For part-time employees, the benefits under this plan shall be prorated **based upon the Employee's actual FTE** as provided in paragraph "D. Benefits" below. Part-time Employees who are on a leave of absence in part and work part-time as of December 1 of the Employee's final contract year shall be eligible to participate in the ERIP to the extent of their on-duty FTE. Employees who are on a sabbatical leave, leave of absence, or other Board approved leave except long term disability as of December 1 of the Employee's final contract year shall not be eligible to participate in this ERIP.

3. Age 55 and 10 Years of Service Eligibility: In order for an employee to be eligible for this program, (a) the Employee must be fifty-five (55) years of age on or before September 1 of the Employee's final contract year; and (b) the Employee must have at least ten (10) creditable years of continuous service (regardless of annual FTE) in the School District

including their final year of employment.

4. Window of Eligibility: Eligible employees may elect to participate in this ERIP during the following "window" periods:

a. Window Periods:

(1) Employees who have attained or will attain **Age 55 and 10 Years of Service Eligibility** as of September 1, 2016, must apply for participation in the ERIP by the Application Date for the 2016-2017, 2017-2018, 2018-2019, 2019,2020 school fiscal years.

(2) Employees who have attained or will attain **Age 55 and 10 Years of Service Eligibility** as of September 1, 2017, must apply for participation in the ERIP by the Application Date for the 2017-2018, 2018-2019, 2019-2020, 2020-2021 school fiscal years.

(3) Employees who have attained or will attain **Age 55 and 10 Years of Service Eligibility** as of September 1, 2018, must apply for participation in the ERIP by the Application Date for the 2018-2019, 2019-2020, 2020-2021, 2021-2022 school fiscal year.

(4) Employees who have attained or will attain **Age 55 and 10 Years of Service Eligibility** as of September 1, 2019, must apply for participation in the ERIP by the Application Date for the 2019-2020, 2020-2021, 2021-2022, 2022-2023, school fiscal year.

NOTICE: FAILURE TO MAKE SUCH APPLICATION DURING THE APPLICABLE WINDOW OF ELIGIBLITY SHALL RESULT IN FORFEITURE OF ANY RIGHT OF PARTICIPATION IN THIS ERIP.

b. Possible Extension of ERIP Windows in Future Fiscal Years: The Board of Education may, in its discretion, re-consider this ERIP during the 2019-2020 fiscal year to determine whether to extend the ERIP to those Employee who would become eligible under the terms of this ERIP as of September 1, 2019 or thereafter. Nothing in this paragraph will require the Board of Education to extend this ERIP beyond the ending date hereof set forth in paragraph "F" below.

5. Limitation on Number of Participants: The Board of Education of the School District, in its sole and absolute discretion, reserves the right to limit the number of participants in this ERIP in any fiscal year based on financial exigencies, availability of funds, budget, expenses, revenue, and other school finance issues, including but not limited to the repeal or amendment of the exemption to the property tax levy limitations set forth at Neb. Rev. Stat. § 77-3442(2)(d) (Laws of 2008). The Board of Education shall allow up to four (4) Eligible Employees to participate in the ERIP each fiscal year unless the Board of Education establishes a different number of participants for such fiscal year on or before **November 15th** of each such fiscal year.[1] In the event an Eligible Employee has a personal or medical issue verified by a physician that would prevent such employee from continuing his/her employment for the ensuing fiscal year and the eligible Employee is not selected to participate in the ERIP, the Board of

[1] Neb. Rev. Stat. § 77-3442((2)(d), excluding from the property tax levy limitations "sums agreed to be paid by a school district to certificated employees in exchange for a voluntary termination of employment."

Education in its discretion may grant a hardship application for participation as an additional ERIP participant for such fiscal year.

6. Criteria for Selection: In the event the total number of employees making application for participation in any one fiscal year exceeds the maximum number of employees to be allowed to participate as determined by the Board of Education for such fiscal year, the selection of the employees allowed to participate in the ERIP shall be based upon the following criteria in descending order of priority:

a. Previous Application Denied: First priority for participation shall be granted to those individual(s) who have applied the immediately preceding fiscal year for the TERIP and were not selected for participation under the terms of such TERIP.

b. Highest salary: Second priority for participation shall be granted to the individual employee with the highest scheduled salary for the school fiscal year in effect during the employees' last year of employment. For purposes of this paragraph:

(1) Eligible Employees' salaries will be compared only to other teachers' salaries making application for participation in this ERIP program during the fiscal year for which the application is submitted.

(2) "Scheduled salary" shall be defined as the 1.0 FTE salary listed on the negotiated salary schedule for the Employee's lane/step in his/her final contract year adjusted for the Employee's FTE plus salary paid for extended contract days based upon such salary schedule placement. This definition excludes salary paid for extra duties or responsibilities, reimbursement of expenses, fringe benefits.

c. Number of Years of Service: Third priority for participation shall be granted on the basis of those employees having the greatest number of years of service to the Schuyler Community Schools District regardless of FTE; such service need not be uninterrupted or consecutive years of service.

d. Tiebreaker: If two (2) or more individuals tie on criteria a, b, and c, the names of those persons who are tied shall be placed in a container and names will be drawn blindly from the container for each opening in the ERIP.

7. Terminated Employee's Ineligibility: An employee who has received written notice of possible cancellation, termination or non-renewal for reasons other than reduction in force shall not be eligible and may not participate in this program, unless after a hearing before the Board of Education it is determined that the employee's contract should not be cancelled, non-renewed or terminated. An employee who has received written notice of possible termination for reason of a reduction in force shall be eligible and may participate in this program if, but only if, said employee expressly waives all rights to which he or she may be entitled under the reduction in force law including, without limitation, substantive and procedural rights, staff development assistance and retirement incentive plan benefits, and recall rights.

8. Notice of Plan: The superintendent or the superintendent's designee shall notify all Eligible Employee of the school district of the ERIP and the attached ERIP Application and agreement on or before November 15 of each fiscal year the ERIP is in effect. A copy of said

ERIP and ERIP Application and agreement as it now exists or as it may from time-to-time amended may be obtained from the school office.

C. ENROLLMENT REQUIREMENTS

1. Resignation: Participants in the program shall resign their employment with the School District effective at the close of the school year during which such participant has submitted an application under this ERIP.

2. Application Date: Each eligible employee who wishes to participate in the ERIP must properly complete, execute, and submit an Application and Agreement form to the Superintendent on or after January 1 and on or before March 1 of the fiscal year the policy is in effect and the Employee will resign his/her employment with the School District and participate in this ERIP ("Application Date"). **FAILURE TO SUBMIT THE APPLICATION WITHIN THE TIME FRAME SPECIFIED SHALL RESULT IN THE REJECTION OF SUCH APPLICATION.**

The Board of Education shall review the employee's record to determine if the employee is qualified to participate under section B above. If qualified and if selected for participation, the Board of Education shall approve the Application and Agreement, except as may be otherwise provided herein, at such time as deemed appropriate.

D. BENEFITS

1. Calculation of ERIP Benefit: A qualified certificated employee who has requested and been accepted for participation in the ERIP shall receive the following ERIP benefits payable by the School District during the three (3) fiscal years immediately following the participant's retirement:

a. Health Insurance Premium Contribution/Health Reimbursement Account Benefit: The School District shall credit the account of the Employee under a **health insurance reimbursement (HRA) plan account** established and administered by the School District an amount determined as follows: The sum of Ten Thousand Dollars ($10,000.00) times the Employee's FTE for the Employee's final contract year to be determined as of December 1 of the Employee's final contract year. The amount credited to the HRA account may be "rolled over" to **no more than three** subsequent fiscal years of the HRA plan and School District. The HRA plan shall allow a teacher to be reimbursed for the cost of his/her health insurance premiums and/or for reimbursement of qualified unreimbursed medical costs.

b. Years of Creditable Service Benefit: The School District shall following the participant's retirement make a non-elective contribution to a 403(b) annuity or custodial account selected by the participant in an amount equal to two percent (2%) of his/her scheduled salary at the 1.0 FTE level during the Employee's final contract year multiplied by the Employee's number of years of creditable service with the School District up to a maximum benefit of Twenty-five Thousand Dollars ($25,000); such amount to be paid over three (3) fiscal years in six (6) equal installments, with one such installment to be paid on or before September 30 of each such fiscal year and one such installment to be paid on or before March 31 of each such fiscal year; with the first installment being payable on the September 30 immediately

following the fiscal year of participant's retirement. For purposes of this paragraph the following definitions shall apply:

(1) "Creditable service" shall be the sum of each year **of** service times **the value of the Employee's** FTE **for each year of service as calculated pursuant to Neb. Rev. Stat. 79-825**.[2] **(e.g. (1) less than .5FTE no credit; (2) .5 FTE to .8 FTE credited in an amount proportionate to the term of such employment for each year; and (3) more than .8 FTE to 1.0 FTE credited as a full 1.0 FTE year).**

(2) "Scheduled salary" shall be defined as the 1.0 FTE salary listed on the negotiated salary schedule for the Employee's lane/step in his/her final contract year adjusted multiplied by the Employee's actual FTE plus salary paid for extended contract days based upon such salary schedule placement. This definition excludes salary paid for extra duties or responsibilities, reimbursement of expenses, or fringe benefits.

If participant fails to designate the 403(b) annuity or custodial account to which the contribution is to be made, the District will hold the contribution until participant does designate the annuity or custodial account. The parties further agree that the non-elective contribution described herein will not exceed any Internal Revenue Code or other limit imposed by law at the time the contribution is made. If the contribution, together with any other contributions on behalf of participant would cause the participant to exceed the maximum allowed by law, the excess shall be paid to participant in cash, less required withholding.

2. Source of Funds: The School District shall pay the entire cost of the plan.

3. Administration: This Plan shall be administered by the Board of Education by and through the administration of the School District.

4. Income Tax Consequences: The payments made pursuant to the ERIP are made to buy-out the tenure rights (i.e., continuing contract rights) of certificated staff, and in effect, make payments to secure the release of unexpired contracts of employment, and to pay a

---

[2] Neb. Rev. Stat. § 79-825:
"§ 79-825. Part-time certificated employee; become permanent employee; formula; reduction in force; effect
(1) Part-time certificated employees shall become permanent certificated employees based upon the following formula:
(a) For certificated employees employed four-fifths time or more, each such year of employment shall count as a full successive school year; and
(b) For certificated employees employed one-half time or more but less than four-fifths time, each such year of employment shall be credited against the three-year requirement for acquiring permanent certificated employee status in an amount proportionate to the term of such employment for each year. Such certificated employees shall become eligible for permanent certificated status at the beginning of the school year next succeeding the year in which they attain the proportionate amount of time.
(2) Any certificated employee who achieves permanent certificated employee status shall not lose such permanent certificated employee status because of reduction in force resulting in a contract amendment which would reduce such certificated employee to any part-time employment position."

HISTORY: Laws 1982, LB 259, § 2; Laws 1991, LB 166, § 2; R.S.1943, (1994), § 79-12,108; Laws 1996, LB 900, § 455.

negotiated amount of money in exchange for permanent certificated employees giving up their constitutional and contractual rights to tenure and relinquishing such tenure rights. As such, FICA, Social Security taxes, and similar taxes are not to be withheld from payments made pursuant to this ERIP unless, in the sole discretion of the School District, it is determined that the law requires that such taxes or withholding be made, in which event the social security percentage and any other required state or federal withholdings may be subtracted from each payment to the participant. Otherwise, and except as otherwise provided in this ERIP, no state or federal retirement contributions, FICA, FUTA, or state or federal unemployment contributions, including employer and employee share thereof will be withheld from or contributed in relation to the payments. In the event the School District or a participant are called upon to pay the federal government or the State of Nebraska, or any other state or federal authority, sums or payments that should have been withheld from or contributed in relation to the ERIP payments, including retirement contributions, FICA, FUTA, or state or federal unemployment contributions, the participant shall indemnify and hold the School District harmless from any and all sums which it is called upon to pay, including the employee's and employer's share thereof and any and all penalties and interest arising from either the employee's share or employer's share thereof.

E. WAIVER AND RELEASE OF CLAIMS

Employees who participate in the ERIP shall be required to waive and release the School District from claims and rights as provided in a Release and Agreement adopted as a part of this ERIP policy. The Administration shall give the requisite notices to eligible employees as required by law in order for the Release and Agreement to be fully enforceable.

All eligible certificated employees shall be provided a copy of this ERIP Policy and the Application at least forty-five (45) days prior to the application deadline and provide eligible employees any additional information required by law.

A copy of the Application shall also be made available at the Superintendent's office.

F. TERM OF PROGRAM

The ERIP program and policy, and all benefits provided herein, shall expire and be of no force and effect with regard to eligibility under this ERIP as of August 31, 2020, and as to participation in this ERIP as of August 31, 2023.

Program Directors and Coordinator Salaries

Schuyler 2017-18	Business Manager	Maint/Transportation Director	Technology Director	Food Service Director
Salary	$62,500	$89,000	$89,000	$36,250
Benefits (750 deduct)	$14,650	$14,650	$7,157	$9,777.00
Hours Per Week	40	40	40	40
Total Cost	$77,150	$103,650	$96,157	$46,027
Contract Days	240	240	225	205
Cost per Day	$321	$432	$427	$225

Grant Support/Reimbursement

Program Directors and Coordinator Salaries

Schuyler 2018-19	Business Manager	Maint/Transportation Director	Technology Director	Food Service Director
Salary	$67,000	$94,000	$95,000	$40,000
Benefits (900 deduct)	$14,650	$14,650	$7,157	$9,777.00
Hours Per Week	40	40	40	40
Total Cost	$81,650	$108,650	$102,157	$49,777
Total Increase	$4,500	$5,000	$6,000	$3,750
% Increase	5.51%	4.60%	5.87%	7.53%
Contract Days	240	240	225	205
Cost per Day	$340	$453	$454	$243

January 28-31, 2018

AdvancED® Engagement Review Report

AdvancED® Performance Accreditation

» **Results for:**

Schuyler Community Schools
401 Adam Street
Schuyler, NE 68661

Table of Contents

Introduction 3
- **AdvancED Performance Accreditation and the Engagement Review** 3
- **AdvancED Continuous Improvement System** 4
- **Continuous Improvement Journey Narrative** 4

AdvancED Standards Diagnostic Results 5
- **Leadership Capacity Domain** 5
- **Learning Capacity Domain** 6
- **Resource Capacity Domain** 7

Effective Learning Environments Observation Tool® (eleot®) Results 7
- **eleot® Narrative** 9

Findings 9
- **Powerful Practices** 10
- **Improvement Priorities** 10

Accreditation Recommendation and Index of Educational Quality™ (IEQ™) 12

Conclusion Narrative 12

Next Steps 14

Team Roster 14

Pending Final Review

Introduction

AdvancED Performance Accreditation and the Engagement Review

Accreditation is pivotal to leveraging education quality and continuous improvement. Using a set of rigorous research based standards, the accreditation process examines the whole institution—the program, the cultural context and the community of stakeholders—to determine how well the parts work together to meet the needs of learners. Through the AdvancED Accreditation Process, highly skilled and trained Engagement Review Teams gather first-hand evidence and information pertinent to evaluating an institution's performance against the research-based AdvancED Performance Standards. Using these Standards, Engagement Review Teams assess the quality of learning environments to gain valuable insights and target improvements in teaching and learning. AdvancED provides Standards that are tailored for all education providers so that the benefits of accreditation are universal across the education community.

Through a comprehensive review of evidence and information, our experts gain a broad understanding of institution quality. Using the Standards, the review team provides valuable feedback to institutions that helps to focus and guide each institution's improvement journey. Valuable evidence and information from other stakeholders, including students, also is obtained through interviews, surveys and additional activities.

As a part of the Engagement Review, stakeholders were interviewed by members of the Engagement Review Team to gain their perspectives on topics relevant to the institution's learning environment and organizational effectiveness. The feedback gained through the stakeholder interviews was considered with other evidences and data to support the findings of the Engagement Review. The following chart depicts the numbers of persons interviewed representative of various stakeholder groups.

Stakeholder Groups	Number
Superintendent	1
Board members	5
Administrators	7
Instructional Staff	37
Support Staff	8
Students	45
Parents/Community/Business Leaders	19
Total	**122**

Once all of the information is compiled and reviewed, the team develops the Engagement Review Report and presents preliminary results to the institution. Results from the Engagement Review are reported in four ratings represented by colors. These ratings provide guidance and insight into an institution's continuous improvement efforts as described below:

Color	Rating	Description
Red	Needs Improvement	Identifies key areas that need more focused improvement efforts
Yellow	Emerging	Represents areas to enhance and extend current improvement efforts
Green	Meets Expectations	Pinpoints quality practices that meet the Standards

Pending Final Review

Color	Rating	Description
Blue	Exceeds Expectations	Demonstrates noteworthy practices producing clear results that exceed expectations

AdvancED Continuous Improvement System

The AdvancED Continuous Improvement System (CIS) provides a systemic fully integrated solution to help institutions map out and navigate a successful improvement journey. In the same manner that educators are expected to understand the unique needs of every learner and tailor the education experience to drive student success, every institution must be empowered to map out and embrace their unique improvement journey. AdvancED expects institutions to use the results and the analysis of data from various interwoven components for the implementation of improvement actions to drive education quality and improved student outcomes. While each improvement journey is unique, the journey is driven by key actions. AdvancED identifies three important components of a continuous improvement process and provides feedback on the components of the journey using a rubric that identifies the three areas to guide the improvement journey. The areas are as follows:

Commitment to Continuous Improvement	Rating
The institution has collected sufficient and quality data to identify school improvement needs.	Meets Expectations
Implications from the analysis of data have been identified and used for the development of key strategic goals.	Meets Expectations
The institution demonstrates the capacity to implement their continuous improvement journey.	Meets Expectations

Continuous Improvement Journey Narrative

Schuyler Community Schools practices a textbook example of zero-based budgeting. Through this form of budgeting, all programs, departments, initiatives, must annually provide compelling evidence that supports their continued funding. While some budgetary items automatically rollover each year (e.g., most classroom units, special services) even these programs must show evidence of wise stewardship of available funds. Though the district reports to be the seventh per pupil spending in Nebraska, every employee who was asked about available resources, stated that they have sufficient resources to do their job. Zero-based budgeting also requires careful planning of expected expenditures so that the necessary funds will become a part of the budget allocation. Employees are expected to plan so there will be no unexpected, large expenditures requested during the year. This expectation includes academic and nonacademic programs. Therefore, when requests are made during the year, one of the first questions school and system leaders ask, “Is the allocation for the requested item in the budget?” If so, the request goes through with few if any additional questions asked. If the requested item is not in the budget, the requestor is required to provide additional evidence for its acquisition. Teachers and school-building leaders all noted that if the unexpected request can be shown to benefit students, more than likely it will be approved.

This budgetary process creates a vast array of data including identification of money spent on the items in target areas in the various categories included in their vision, mission, and beliefs. This is a completely transparent process meaning that anyone with a web portal has continuous access to see the expenditures and may note how the available funds are linked to the system’s strategic plan. Given this multitude of data and that a foundational condition of zero-based budgeting requires that all spending must be justified, system personnel should consider expanding their analysis of these data to try to determine which expenditures have the greatest impact on student learning and expand available revenues in those areas.

There are some rather compelling evaluations completed by outside agencies related to specific initiatives. For example, McREL personnel spent time in the system examining a variety of initiatives and found a disconnect between teachers’ understanding of some basic policies and procedures and the various challenges facing the system. For example, 86 percent of respondents disagreed or strongly disagreed with the statement, “I am

Pending Final Review

familiar with the district's English Language Learners Program Procedures Manual." System leaders responded by examining ways to link their instructional evaluation model (Marzano based) more closely to teaching strategies proven to be effective for ELL.

One of the most robust examples of how system personnel use data centers around the iObservation system. This Marzano-based system allows system leaders to run queries of completed teacher observations to determine areas of strength and areas where additional professional development may be needed. The data may be sorted in a variety of ways and reports can be customized, allowing school and system leaders to more easily identify professional development needs.

Moving forward, system leaders seem determined to use data to make well-informed decisions. While the Engagement Review Team was on-site, teachers were in the process of deciding which reading series would be best to meet their students' needs. An action research project was underway in which two classrooms at each grade level in the elementary school were using a new reading series. At the end of the project, student learning in the piloted classrooms will be compared to student learning in the regular classrooms. This research-based decision making bodes will to inform ongoing and improved student learning.

AdvancED Standards Diagnostic Results

The AdvancED Performance Standards Diagnostic is used by the Engagement Review Team to evaluate the institution's effectiveness based on AdvancED's Performance Standards. The diagnostic consists of three components built around each of the three Domains: **Leadership Capacity**, **Learning Capacity** and **Resource Capacity**. Point values are established within the diagnostic and a percentage of the points earned by the institution for each Standard is calculated from the point values for each Standard. Results are reported within four ranges identified by the colors representing Needs Improvement (Red), Emerging (Yellow), Meets Expectations (Green), and Exceeds Expectations (Blue). The results for the three Domains are presented in the tables that follow.

Leadership Capacity Domain

The capacity of leadership to ensure an institution's progress toward its stated objectives is an essential element of organizational effectiveness. An institution's leadership capacity includes the fidelity and commitment to its purpose and direction, the effectiveness of governance and leadership to enable the institution to realize its stated objectives, the ability to engage and involve stakeholders in meaningful and productive ways, and the capacity to implement strategies that improve learner and educator performance.

Leadership Capacity Standards		Rating
1.1	The system commits to a purpose statement that defines beliefs about teaching and learning, including the expectations for learners.	**Meets Expectations**
1.2	Stakeholders collectively demonstrate actions to ensure the achievement of the system's purpose and desired outcomes for learners.	**Exceeds Expectations**
1.3	The system engages in a continuous improvement process that produces evidence, including measurable results of improving student learning and professional practice.	**Emerging**
1.4	The governing authority establishes and ensures adherence to policies that are designed to support system effectiveness.	**Exceeds Expectations**

Pending Final Review

Leadership Capacity Standards		Rating
1.5	The governing authority adheres to a code of ethics and functions within defined roles and responsibilities.	**Meets Expectations**
1.6	Leaders implement staff supervision and evaluation processes to improve professional practice and organizational effectiveness.	**Meets Expectations**
1.7	Leaders implement operational processes and procedures to ensure organizational effectiveness in support of teaching and learning.	**Meets Expectations**
1.8	Leaders engage stakeholders to support the achievement of the system's purpose and direction.	**Exceeds Expectations**
1.9	The system provides experiences that cultivate and improve leadership effectiveness.	**Meets Expectations**
1.10	Leaders collect and analyze a range of feedback data from multiple stakeholder groups to inform decision-making that results in improvement.	**Meets Expectations**
1.11	Leaders implement a quality assurance process for its institutions to ensure system effectiveness and consistency.	**Emerging**

Learning Capacity Domain

The impact of teaching and learning is the primary expectation of every system and its institutions. The establishment of a learning culture built on high expectations for learning, along with quality programs and services, which include an analysis of results, are all key indicators of the system's impact on teaching and learning.

Learning Capacity Standards		Rating
2.1	Learners have equitable opportunities to develop skills and achieve the content and learning priorities established by the system.	Needs Improvement
2.2	The learning culture promotes creativity, innovation and collaborative problem-solving.	Needs Improvement
2.3	The learning culture develops learners' attitudes, beliefs and skills needed for success.	Meets Expectations
2.4	The system has a formal structure to ensure learners develop positive relationships with and have adults/peers that support their educational experiences.	Meets Expectations
2.5	Educators implement a curriculum that is based on high expectations and prepares learners for their next levels.	Needs Improvement
2.6	The system implements a process to ensure the curriculum is aligned to standards and best practices.	Emerging
2.7	Instruction is monitored and adjusted to meet individual learners' needs and the system's learning expectations.	Emerging
2.8	The system provides programs and services for learners' educational future and career planning.	Emerging
2.9	The system implements processes to identify and address the specialized needs of learners.	Meets Expectations
2.10	Learning progress is reliably assessed and consistently and clearly communicated.	Meets Expectations
2.11	Educators gather, analyze, and use formative and summative data that lead to demonstrable improvement of student learning.	Meets Expectations
2.12	The system implements a process to continuously assess its programs and organizational conditions to improve student learning.	Meets Expectations

Pending Final Review

Resource Capacity Domain

The use and distribution of resources align and support the needs of the system and institutions served. Systems ensure that resources are aligned with its stated purpose and direction and distributed equitably so that the needs of the system are adequately and effectively addressed. The utilization of resources includes support for professional learning for all staff. The system examines the allocation and use of resources to ensure appropriate levels of funding, sustainability, and system effectiveness.

Resource Capacity Standards		Rating
3.1	The system plans and delivers professional learning to improve the learning environment, learner achievement, and the system's effectiveness.	Meets Expectations
3.2	The system's professional learning structure and expectations promote collaboration and collegiality to improve learner performance and organizational effectiveness.	Meets Expectations
3.3	The system provides induction, mentoring, and coaching programs that ensure all staff members have the knowledge and skills to improve student performance and organizational effectiveness.	Meets Expectations
3.4	The system attracts and retains qualified personnel who support the system's purpose and direction.	Meets Expectations
3.5	The system integrates digital resources into teaching, learning, and operations to improve professional practice, student performance, and organizational effectiveness.	Meets Expectations
3.6	The system provides access to information resources and materials to support the curriculum, programs, and needs of students, staff, and the system.	Meets Expectations
3.7	The system demonstrates strategic resource management that includes long-range planning and use of resources in support of the system's purpose and direction.	Meets Expectations
3.8	The system allocates human, material, and fiscal resources in alignment with the system's identified needs and priorities to improve student performance and organizational effectiveness.	Meets Expectations

Effective Learning Environments Observation Tool® (eleot®) Results

The eProve™ Effective Learning Environments Observation Tool® (eleot®) is a learner-centric classroom observation tool that comprises 28 items organized in seven environments aligned with the AdvancED Standards. The eleot provides useful, relevant, structured, and quantifiable data on the extent to which students are engaged in activities and/or demonstrate knowledge, attitudes, and/or dispositions that are conducive to effective learning. Classroom observations are conducted for a minimum of 20 minutes. Results from eleot are reported on a scale of one to four based on the degree and quality of the engagement.

eleot® Observations	
Total Number of eleot® Observations	**50**
Environments	**Rating**
Equitable Learning Environment	2.91
Learners engage in differentiated learning opportunities and/or activities that meet their needs	2.62

Pending Final Review

eleot® Observations	
Total Number of eleot® Observations	**50**
Environments	**Rating**
Learners have equal access to classroom discussions, activities, resources, technology, and support	3.40
Learners are treated in a fair, clear and consistent manner	3.36
Learners demonstrate and/or have opportunities to develop empathy/respect/appreciation for differences in abilities, aptitudes, backgrounds, cultures, and/or other human characteristics, conditions and dispositions	2.26
High Expectations Environment	2.93
Learners strive to meet or are able to articulate the high expectations established by themselves and/or the teacher	2.88
Learners engage in activities and learning that are challenging but attainable	3.18
Learners demonstrate and/or are able to describe high quality work	2.74
Learners engage in rigorous coursework, discussions, and/or tasks that require the use of higher order thinking (e.g., analyzing, applying, evaluating, synthesizing)	2.82
Learners take responsibility for and are self-directed in their learning	3.04
Supportive Learning Environment	3.26
Learners demonstrate a sense of community that is positive, cohesive, engaged, and purposeful	3.30
Learners take risks in learning (without fear of negative feedback)	3.14
Learners are supported by the teacher, their peers and/or other resources to understand content and accomplish tasks	3.28
Learners demonstrate a congenial and supportive relationship with their teacher	3.30
Active Learning Environment	2.92
Learners' discussions/dialogues/exchanges with each other and the teacher predominate	3.12
Learners make connections from content to real-life experiences	2.72
Learners are actively engaged in the learning activities	3.32
Learners collaborate with their peers to accomplish/complete projects, activities, tasks and/or assignments	2.52
Progress Monitoring and Feedback Environment	3.02
Learners monitor their own learning progress or have mechanisms whereby their learning progress is monitored	2.90
Learners receive/respond to feedback (from teachers/peers/other resources) to improve understanding and/or revise work	3.24
Learners demonstrate and/or verbalize understanding of the lesson/content	3.12
Learners understand and/or are able to explain how their work is assessed	2.80
Well-Managed Learning Environment	3.33
Learners speak and interact respectfully with teacher(s) and each other	3.38
Learners demonstrate knowledge of and/or follow classroom rules and behavioral expectations and work well with others	3.42
Learners transition smoothly and efficiently from one activity to another	3.34
Learners use class time purposefully with minimal wasted time or disruptions	3.18
Digital Learning Environment	1.80
Learners use digital tools/technology to gather, evaluate, and/or use information for learning	2.04
Learners use digital tools/technology to conduct research, solve problems, and/or create original works for learning	1.86
Learners use digital tools/technology to communicate and/or work collaboratively for learning	1.50

Pending Final Review

eleot® Narrative

During the 50 eleot observations completed, the Engagement Review Team found classrooms filled with largely compliant and respectful students. There was a sense of order and direction most frequently guided by teacher expectations. These behaviors were most frequently observed at the elementary and middle school levels. With a system average rating of 3.33 on a 4.0 scale, the Well-Managed Learning Environment emerged as the highest rated of all Learning Environments. The highest item in this environment, "Learners demonstrate knowledge of and/or follow classroom rules and behavioral expectations and work well with others" averaged 3.42, well within the very evident range. This was followed closely by "Learners speak and interact respectfully with teacher(s) and each other" which averaged 3.38. These findings are reflective of student and teacher comments, including students expressing that their peers and teachers are among their favorite things about their schools.

The system's initiative "Capturing Kids Hearts" is designed to strengthen interpersonal skills and increase a feeling of belonging while at school. Related to the underlying philosophy of being connected, the second highest learning environment, Supportive Learning averaged 3.26 with "Learners are supported by the teacher, their peers and/or other resources to understand content and accomplish tasks." Elementary teachers and students were asked to provide one word to describe their school. Their responses include "Helpful," "Friendly," "Supportive," and "Caring."

The use of digital tools to enhance instruction was the least observed behavior, as reflected in the system average of 1.80 for the Digital Learning Environment. However, it was noted that students' use of digital tools occurred most often at the high school level with "Learners use digital tools/technology to gather, evaluate, and/or use information for learning" averaging 2.57 on a 4.0 scale. Students' use of digital tools was seldom observed at the elementary or middle school levels. At the elementary school leaders expressed a preference for students to demonstrate an understanding of concepts and key ideas before using digital tools to extend this learning.

Student demographic information reflects that 84 percent of the student population is Hispanic and nearly one-third of the students are English Language Learners (31.4 percent). During stakeholder interviews, school and system leaders discussed the goal of ensuring equity of expectations for all students and voiced concern that some teachers may not expect the same level of achievement of "brown students" as is expected for other student groups. The eleot results reflect that differentiated learning opportunities ranks near the bottom of all observed behaviors. The frequency in which "learners demonstrated and/or were able to describe high quality work" was also one of the least observed student behaviors.

Further analysis of the eleot data reveal that the differentiation of instruction, learners' engagement in rigorous coursework, and learners' ability to describe high quality work was observed less frequently at the middle and high schools than they were at the elementary level. Further, a Perceptual Needs Survey conducted at the high school shows that only 40 percent of the staff agreed or strongly agreed that "The instructional program at this school is challenging." This same survey revealed that 31 percent of high school staff agreed or strongly agreed that, "quality work is expected of all students at this school." Further, 49 percent of students responded that "The work at this school is challenging." These eleot results and other cited evidence prompted the creation of Improvement Priorities detailed later in this report.

Pending Final Review

Findings

The chart below provides an overview of the institution ratings across the three Domains.

Rating	Number of Standards

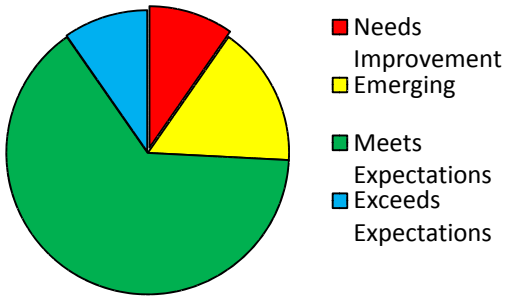

Needs Improvement	3
Emerging	5
Meets Expectations	20
Exceeds Expectations	3

Powerful Practices

Powerful Practices reflect noteworthy observations and actions that have yielded clear results in student achievement or organizational effectiveness and are actions that exceed what is typically observed or expected in an institution.

Powerful Practice The Schuyler Community Schools Board of Education and system leadership have implemented a transparent system of accountability that allows students, parents, community, and system employees continuous opportunities to examine expenditures and action items related to its purpose and direction.

Primary Standard: 1.8

Evidence:
In January 2015, system leadership involved stakeholders throughout the community in a comprehensive strategic planning process. This involved a wide-ranging review of the system's programs, practices and use of available resources. Stakeholders identified barriers that prevented the accomplishment of system goals and possible solutions of how those barriers might be eliminated. System leadership remain accountable to the stakeholders for the attainment of the strategic planning goals through an annual review process.

During the superintendent's presentation and follow-up interview he expanded on the impact of the strategic planning process and demonstrated a web-based program that provides an on-going, transparent method for stakeholders to examine how resources are used to accomplish the strategic planning goals. Sometimes referred to by system personnel as the "Grand Design," this user-friendly portal provides extensive information for the various categories identified in the strategic plan, the target areas for each category and the action steps designed to meet the specified targets.

Transparency is further enhanced by committees which are charged with examining the various aspects of the strategic plan. Program updates potential initiatives are often brought before these committees for review and suggestion. Individual board members serve on these committees and provide a direct link back to the full board. This allows for authentic involvement of board members in the planning and development process of system initiatives.

Pending Final Review

Improvement Priorities

Improvement priorities are developed to enhance the capacity of the institution to reach a higher level of performance and reflect the areas identified by the Engagement Review Team to have the greatest impact on improving student performance and organizational effectiveness.

Improvement Priority #1
Evaluate and implement instructional strategies to include differentiation and personalized learning.

Primary Standard: 2.1

Evidence:
The eleot observations revealed minimal use of differentiation strategies and personalized learning opportunities. For example, in the Equitable Learning Environment, "Learners engage in differentiated learning opportunities and/or activities that meet their needs" scored 2.62 on a 4-point scale. Team members noted that whole group instruction seemed to be the preferred instructional delivery method. While there were pockets where student learning activities were designed for individual and small group instruction, this was not the norm and occurred more often at the elementary level than at the middle or high schools.

During parent interviews there was concern noted by some parents about the lack of differentiation or attention to the individual needs of students. One parent noted, "My son has several classes with his best friend. They're on different levels as far as one being smarter than the other. But, they always have the same homework and assignments. One part of me 'gets it.' On the other hand, both boys are given the same amount of time, same amount of instruction, and same amount of everything else. But, I can tell you that they don't end up with the same grade and I'm not sure that anyone cares." While this was but one parent's voice, there were additional parents who noted little differentiation in students' classroom experiences.

Documentation provided by Schuyler Central High School in the Student Perceptual Survey reveals a perception among students that there is a lack of personalized learning. When asked to respond to the statement, "Teachers give me individual attention when I need it," 47 percent of students agreed or strongly agreed, leaving more than half the student population either ambivalent or disagreeing. In that same survey, 68 percent of the students agreed or strongly agreed that they spend their time in class listening to their teacher talk.

Improvement Priority #2
Develop and implement an aligned curriculum that includes rigorous academic expectations for all students while promoting creativity and innovation.

Primary Standard: 2.2, 2.5

Evidence:
Classroom observations produced mixed reviews related to rigorous expectations. For example, eleot results indicate that it is evident (3.18 on a 4.0 scale) that "learners are engaged in activities and learning that are challenging but attainable." However, it was only somewhat evident (2.82 on a 4.0 scale) that "learners engage in rigorous coursework, discussions, and/or tasks that require the use of higher order thinking (e.g., analyzing, applying, evaluating, synthesizing."

The system leadership's presentation noted that "ACT data show that 74 percent of students are at developing level." This level of attainment suggests that students are not adequately prepared and that the curriculum is not rigorous. In the same presentation it was noted that "Providing rigorous learning goals and performance scales was low." Clearly these issues call for an examination of the curriculum and learning goals at all levels.

The System Quality Factors (SQF) Report indicates that parents, families, and legal guardians are only sometimes involved in setting high expectations for their children's learning and achievement. This finding underscores the need for increased parental involvement in setting and helping support high expectations for their students. Given the system's annual examination of its strategic plan, system leadership may want to consider incorporating examination of student achievement goals as a part of that process.

During their interview, a number of parents commented that their children were not challenged to their full potential. For some, this concern was tied to the information parents received regarding the state assessment information. Parents also noted that they wanted to ensure that their children were ready for the next level,

Pending Final Review

especially the years immediately following graduation. There was also concern related to high ability students being challenged. Some parents noted that if there are not opportunities for differentiated learning, their children would not have to chance to develop their creative and innovative thinking skills.

In the McREL study of the system's ELL program it was noted that, "… district leaders indicated that goals for rigorous learning and performance scales is a priority. The goals may not be specific to ELL strategies but can have a strong, positive impact on students to know the projected learning outcomes." Additionally, when discussing iObservation, system leaders noted that results indicated that engaging students in cognitively complex tasks as an area for potential growth. The Perceptual Needs Survey seems to reflect this same notion as 62 percent of students agreed or strongly agreed that their teacher set high standards for learning in their classes. Clearly, the lack of rigor expected of all students seems to have been identified by school and system leadership for some time. The Engagement Review Team's eleot observations and examination of evidence confirms this. The identified Improvement Priority places this much need action front and center.

Accreditation Recommendation and Index of Educational Quality™ (IEQ™)

The Engagement Review Team recommends to the AdvancED Accreditation Commission that the institution earns the distinction of accreditation for a five-year term. AdvancED will review the results of the Engagement Review to make a final determination, including the appropriate next steps for the institution in response to these findings.

AdvancED provides the Index of Education Quality™ (IEQ™) as a holistic measure of overall performance based on a comprehensive set of standards and review criteria. A formative tool for improvement, it identifies areas of success as well as areas in need of focus. The IEQ is comprised of the Standards Diagnostic ratings from the three Domains: 1) Leadership Capacity; 2) Learning Capacity; and 3) Resource Capacity and the results of eleot classroom observations. The IEQ results are reported on a scale of 100 to 400 and provides information about how the institution is performing compared to expected criteria.

Institution IEQ	319.86

Conclusion Narrative

According to the 2000 census, approximately 44 percent of individuals under the age of 18 in Schuyler were classified as Hispanic or Latino. In his presentation, the superintendent reported that 88 percent of the student population was "minority." The face of Schuyler clearly has changed over the past decade bringing both challenge and opportunity. Eighty percent of the student population live in poverty and 31 percent of the student population are English Language Learners (ELL). System and school leadership have responded to these changes with a variety of professional development opportunities and programs. Nevertheless, system leadership voiced concern that in many instances there was a tendency by some to expect a lower level academic achievement for this expanding population of students.

One response to the changing population has been increased common planning and professional development time. The early release Fridays allow for Professional Learning Communities to most often function as intended, a time when teachers and leaders meet to discuss and analyze group and individual student learning, plan instructional strategies to address areas of concern, and participate in their own professional development. During conversations with teachers, there were some isolated comments about early release Fridays being used for staff meetings. While this may be necessary in rare instances, system leadership are strongly encouraged to guard this time lest it become a time for routine meetings and other bureaucratic activities.

Pending Final Review

System educators have identified project-based learning as one method for ELL students to demonstrate understanding of key ideas and concepts. To help with this initiative, the system made a rather significant investment in the Discovery Learning Group (DLG). As a result, DLG has provided on-going professional development, most often focused in project-based learning. As has no doubt been noted by the Discovery Education personnel, project-based learning takes specialized instructional strategies that may not have been a part of the teacher's undergraduate teacher education program and will therefore may need coaching and modeling. Further, since project-based learning often requires analysis and synthesis by students, providing support for students who may seldom analyze or synthesize is obvious and critical.

System leaders provide excellent models of effective use of technology. A web portal houses technology work requests, the vehicle tracks portal allows for acquisition of system vehicles, the fix-it portal is where maintenance requests are made, the curriculum cycle portal details what educational materials are used in the classrooms, a system manager portal helps track vehicles and equipment, and final the strategic plan portal displays information critical to the system's strategic plan. Each of these sub-portals houses an enormous amount of data that can be sorted through various queries providing decision-makers information needed to make informed decisions. Much of this access is not only available to system employees, but to all external stakeholders who have access to a computer. The iObservation system, while not available to external stakeholders, offers school and system leaders a number of ways to examine teacher implementation of identified Marzano strategies.

As noted previously, system leaders have implemented a zero-based budgeting strategy. While this method of budgeting has proven successful in many places, its complexity and on-going requirement to justify all expenditures needs to be continually monitored to ensure that classrooms and other units are receiving the resources needed. The balance between being the "seventh lowest per pupil spending in Nebraska" and providing much needed resources can be a balancing act. Since teachers reported having "adequate" resources, this doesn't seem to have been an issue in the past, but it does call for continued monitoring.

A somewhat unique leadership strategy is reflected in teacher-led committees that provide input and guidance for critical instructional issues. As noted by system leadership, since teachers serve as chair of these committees, the decisions made by these committees seem to be accepted more quickly by teachers and not seen as top down decision making.

Finally, the action research project established to measure the effectiveness of a proposed reading program is to be applauded. Very often school and system personnel rely on the research provided by companies seeking to sell their product. These well-intentioned research projects may or may not reflect the needs of the district. By employing research-based strategies in their own classrooms and with their own students, Schuyler personnel are providing leaders with important and pertinent data to make well-informed decisions.

System personnel have instituted several initiatives in their quest for continuous improvement involving system-personnel as well as personnel from various educational companies. Most of the initiatives involving educational companies seem to have some metric to determine the level of successful implementation. However, a majority of internal initiatives seem not to have measurable objectives. Considering this, system personnel are strongly encouraged to complete a comprehensive review of their strategic plan to identify metrics that might be used to measure the level of attainment of each of the system's goals. It should be noted that system personnel have included a number of action items associated with each goal. Yet, these do not provide a measure of success. Rather they merely provide actions that have been done related to the various objectives.

It seems clear to the Engagement Review Team that the educators who serve the children in the Schuyler Community Schools have the skill and determination to meet the ever-expanding challenges brought on by shifting demographics, changes in technology, and fluctuating budgetary resources. When the Schuyler Community Schools family of employees join with the parents and stakeholders in meaningful and on-going collaboration, the students of Schuyler will indeed STRIVE – COMMIT – SUCCEED.

Pending Final Review

Next Steps

The results of the Engagement Review provide the next step to guide the improvement journey of the institution in their efforts to improve the quality of educational opportunities for all learners. The findings are aligned to research-based criteria designed to improve student learning and organizational effectiveness. The feedback provided in the Accreditation Engagement Review Report will assist the institution in reflecting on their current improvement efforts and to adapt and adjust their plans to continuously strive for improvement.

Upon receiving the Accreditation Engagement Review Report the institution is encouraged to implement the following steps:

- Review and share the findings with stakeholders.
- Develop plans to address the Improvement Priorities identified by the Engagement Review Team.
- Use the findings and data from the report to guide and strengthen the institution's continuous improvement efforts.
- Celebrate the successes noted in the report
- Continue your Improvement Journey

Team Roster

The Engagement Review Teams are comprised of professionals with varied backgrounds and professional experiences. All Lead Evaluators and Engagement Review Team members complete AdvancED training and eleot® certification to provide knowledge and understanding of the AdvancED tools and processes. The following professionals served on the Engagement Review Team:

Team Member Name	Brief Biography
Dr. David Barnett	After serving 42 years in education, Dr. David Barnett retired in July 2016 from his position as Founding Dean for the Patton College of Education at the University of Pikeville in Pikeville, KY. Prior to accepting the Dean's position, Barnett worked thirteen years as a faculty member at Morehead State University (MSU) in Morehead, KY. His responsibilities at MSU also included department chair, assistant dean, and director of the doctoral program. Prior to moving to higher education, Barnett served in the public schools for twenty-seven years. His P-12 experience spans several roles including middle school math teacher, P-12 instructional supervisor, federal programs coordinator, finance officer, assistant superintendent, and school district superintendent. He holds several teaching and administrative certificates. He has co-authored two books, Valuing the Voiceless: Understanding Silent Students In and Out of the Classroom and Privileged Thinking in Today's Schools: The Implications for Social Justice. He completed his doctorate in educational leadership at the University of Kentucky in 1986. Barnett has led or served as a team member for AdvancED on many External Reviews, Diagnostic Reviews, STEM Reviews, and most recently Engagement Reviews. He also serves on the Board for Kentucky AdvancED. Finally, Barnett serves as a founding board member for The Way, a decade-old Christian organization that financially supports an elementary school in Phnom Penh for children who live on or near the city dump. The Way also supports an orphanage located on the Meng Kong River about two hours north of Phnom Penh.

Draft Report

Team Member Name	Brief Biography
Julie Myers	Julie Myers is currently the Director of Curriculum, Instruction and Assessment for Lexington Public Schools in Lexington, Nebraska. Julie has served the Lexington school district for 23 years as a teacher, English Language Learner coordinator, instructional coach, principal and now as a district administrator. Julie holds a Bachelor's degree in education with certifications in Elementary Education, Special Education, English as a Second language, as well as Principalship PreK – 7. She received her Master's Degree in Special Education. During her career in education, Mrs. Myers has worked extensively with diverse populations. She is passionate about providing access to a high-quality education for all learners.
Dr. JoAnn Stevens	Dr. Stevens is a retired school administrator, presently living in Peoria, Arizona. She has teaching and administrative experience in Nebraska and Kansas, and has been a high school principal, high school assistant principal, middle school principal, middle school assistant principal, and teacher. She has a Bachelor of Arts, Master of Arts, Educational Specialist and EdD from the University of Nebraska. Dr. Stevens has been involved in the AdvancED process as a school and systems team member and lead evaluator for several years.
Rebecca Wilhelm	Rebecca Wilhelm is the middle school band director at Norris Middle School in Firth, Nebraska. She also teachers World Music Drumming classes. Rebecca received her Bachelor of Music Education and Master of Music degrees from the University of Nebraska-Lincoln. Rebecca is active as a guest clinician, conductor, and adjudicator. She is currently the Director of Membership/Mentoring for the Nebraska Music Education Association. She served on the writing and editing teams for the music strand of the Nebraska Fine Arts standards, and served on a national task force on teacher evaluation for the National Association for Music Education. As a member of the task force, Rebecca helped write two workbooks to assist in the effective evaluation of music teachers. She currently chairs the Norris Middle School School improvement team and is a member of the district school improvement team. She also serves on the AdvancEd Nebraska State Council.

Pending Final Review



advanc-ed.org

Toll Free: 888.41EDNOW (888.413.3669) Global: +1 678.392.2285, ext. 6963

9115 Westside Parkway, Alpharetta, GA 30009



About AdvancED

AdvancED is a non-profit, non-partisan organization serving the largest community of education professionals in the world. Founded on more than 100 years of work in continuous improvement, AdvancED combines the knowledge and expertise of a research institute, the skills of a management consulting firm and the passion of a grassroots movement for educational change to empower Pre-K-12 schools and school systems to ensure that all learners realize their full potential.

©Advance Education, Inc. AdvancED® grants to the Institution, which is the subject of the Engagement Review Report, and its designees and stakeholders a non-exclusive, perpetual, irrevocable, royalty-free license, and release to reproduce, reprint, and distribute this report in accordance with and as protected by the Copyright Laws of the United States of America and all foreign countries. All other rights not expressly conveyed are reserved by AdvancED.

Nebraska Council of School Administrators

NCSA Mid-Session Legislative Report
105th Legislature, Second Session

Prepared by
Dr. Michael Dulaney
NCSA Executive Director
March 5, 2018

Category	*Measure*	*Priority* †	*Status* ††	*[Sponsor] One-liner* †††	*Pg.*
Broadband	LB 994	Transportation Committee	Held	[Friesen] Create the Rural Broadband Study Task Force, change provisions relating to the Nebraska Telecommunications Universal Service Fund, and change powers and duties of the Public Service Commission as prescribed	1
	LB 1113	Walz	Held	[Walz] Provide an exception for leasing dark fiber or providing broadband, Internet, telecommunications, or video services by an agency or political subdivision of the state	1
Community Development	LB 496	Williams	Select File	[Stinner] Define and redefine terms under the Community Development Law	1
	LB 874	Urban Affairs Committee	Select File	[Urban Affairs Com.] Change the Community Development Law	2
	LB 986	Hansen	General File	[Hansen] Adopt the Neighborhood Improvement District Act and change provisions relating to special assessments for other improvement or development districts as prescribed	2
Criminal/Juvenile Codes	LB 714	Speaker	General File	[Howard] Provide a procedure for judicial emancipation of a minor	2
	LB 773	Clements	Select File	[Clements] Change intimidation by telephone call provisions and prohibit intimidation by electronic communication	3
	LB 990	Wayne	Held	[Wayne] Create the offense of possession of a firearm by a prohibited juvenile offender	3
	LB 1078	Executive Board	Select File	[Crawford] Require reporting of sexual abuse allegations as prescribed	3
Curriculum	LB 1069	Brasch	Held	[Brasch] Change provisions related to the Committee on Americanism	4
Elections	LB 1065	Government Committee	Held	[Murante] Permit use of electronic poll books and use of digital images for confirmation of the voter's identity	4
	LB 1115	Murante	Held	[Murante] Provide population requirements for establishing district boundary lines for legislative districts, Supreme Court districts, and certain political subdivisions	4
	LR 1CA	Larson	General File	[Murante] Constitutional amendment to require voter identification	5

Category	*Measure*	*Priority* †	*Status* ††	*[Sponsor] One-liner* †††	*Pg.*
Employment Issues	LB 299	Ebke	General File	[Ebke] Adopt the Occupational Board Reform Act and change procedures for rules and regulations	5
	LB 803	Speaker	General File	[Stinner] Change provisions related to kindergarten, early childhood education, and the Step Up to Quality Childcare Act	5
	LB 953	Business and Labor Committee	General File	[Albrecht] Change provisions relating to lump-sum settlements under the Nebraska Workers' Compensation Act	6
	LB 957	Speaker	General File	[Lowe] Provide procedures for choosing a method of payment for payments under the Nebraska Workers' Compensation Act	6
Income Tax Credits	LB 295	Linehan	General File	[Smith] Adopt the Opportunity Scholarships Act and provide tax credits	7
	LB 935	Performance Audit Committee	Select File	[Performance Audit Com.] Authorize the inspection of certain tax return information and change application, reporting, and record retention provisions under the Nebraska Advantage Act	8
	LB 936	Performance Audit Committee	Final Reading	[Performance Audit Com.] Change provisions relating to tax incentive performance audits under the Legislative Performance Audit Act	8
Miscellaneous	LB 44	Watermeier	Select File	[Watermeier] Adopt the Remote Seller Sales Tax Collection Act	9
	LB 729	Speaker	General File	[Wayne] Allow claims arising out of misrepresentation or deceit under the Political Subdivisions Tort Claims Act and State Tort Claims Act	9
	LB 741	Speaker	General File	[Lindstrom] Change provisions relating to real property appraisers	9
	LB 1090	Revenue Committee	General File	[Smith] Change provisions relating to inflation adjustments, personal exemptions, and standard deductions	10
	LB 1130	Kuehn	General File	[Kuehn] Provide a disclosure requirement for certain tax-exempt organizations under the Nebraska Political Accountability/Disclosure Act	10
	LR 269CA	Schumacher	General File	[Schumacher] Constitutional amendment to authorize the Legislature to delegate complete or partial sovereignty to one area of the state	11
Property Tax Relief	LB 640	Groene	General File	[Groene] Change provisions of the Property Tax Credit Act and provide school district property tax relief	12
	LB 778	Education Committee	Held	[Groene] Require voter approval for school district building fund levies	13
	LB 829	Erdman	Held	[Erdman] Adopt the Property Tax Relief Act	14
	LB 947	Smith	Held	[Smith] Adopt the Nebraska Property Tax Cuts and Opportunities Act, change income tax rates, and eliminate certain exemptions and credits	14

Category	*Measure*	*Priority* †	*Status* ††	*[Sponsor] One-liner* †††	*Pg.*
Property Tax Relief - *Continued*	LB 1084	Briese	Held	[Briese] Adopt the Property Tax Request Limitation Act, provide sunset dates for certain tax exemptions, change revenue provisions	15
	LB 1103	Friesen	Held	[Friesen] Provide a minimum amount of state aid for each school district	15
	LB 1108	Harr	Held	[Harr] Authorize certain tax credits, change the sales tax rate, and provide for school foundation aid and certain grant programs	15
Public Records	LB 902	Bostelman	Held	[Bostelman] Authorize the withholding from the public of information regarding firearm registration, possession, sale, or use	16
	LB 1015	Government Committee	General File	[Briese] Withholding of public reports of injury under the Nebraska Workers' Compensation Act that reveal an employee's identity	16
Retirement	LB 548	Retirement Committee	Held	[Lindstrom] Provide consolidation of the Class V Plan and School Employees Plan *(shell bill)*	17
	LB 1005	Retirement Committee	Held	[Kolterman] Change county and school retirement provisions	17
Rules and Regulations	LB 751	Speaker	General File	[Performance Audit] Change agency duties with respect to adoption of rules and regulations	18
	LB 948	Thibodeau	General File	[Murante] Change and eliminate provisions relating to rules and regulations	18
Special Needs and Services	LB 685	Blood	Select File	[Blood] Provide a funding priority for special-needs military dependents under Developmental Disabilities Services Act	19
	LB 793	Health Committee	Held	[Riepe] Eliminate provisions relating to specialized services under the Developmental Disabilities Services Act	20
Student Health and Welfare	LB 998	Bolz	General File	[Walz] Create the Collaborative School Behavioral and Mental Health Program	20
	LB 1034	Riepe	Held	[Riepe] Change facility standards for school-age child care programs	21
Technical Cleanup	LB 1081	Education Committee	General File	[Education Com.] Change education provisions regarding reporting, penalties, residency, boundaries, priority schools, subpoena authority, poverty, and limited English proficiency	21
	LB 1089	Revenue Committee	General File	[Smith] Change provisions relating to confidential tax information, refundable income tax credits, and homestead exemptions	23
Transportation	LB 42	Hilkemann	General File	[Hilkemann] Change occupant protection system provisions for children and adopt certain federal safety provisions	24
	LB 368	Krist	General File	[Lowe] Change helmet provisions, change passenger age limits, and require eye protection for operators of motorcycles and mopeds	24

† ***Priority:*** There are four levels of priority designation in the Nebraska Legislature as follows:

1. Speaker Major Proposal
2. Senator Priority (one per member)
3. Committee Priority (two per standing committee)
4. Speaker Priority (up to 25 per session)

†† ***Status:*** Measures marked as "Held" remain within the respective committee of jurisdiction.

1. General File = first stage of debate
2. Select File = second stage of debate
3. Final Reading = third stage of debate
4. Passed/Signed = passed by the Legislature and signed into law by the Governor
5. Passed/Vetoed = passed by the Legislature and vetoed by the Governor
6. Override = Passed by the Legislature, vetoed by the Governor, veto override by the Legislature

††† ***One-liner:*** The one-liner is designated upon bill introduction. Measures may, from time to time, change in nature and scope and the original one-liner may or may not be applicable but the original one-liner remains in tact.

Measure Index

LB 42 24
LB 44 9
LB 295 7
LB 299 5
LB 368 24
LB 496 1
LB 548 17
LB 640 12
LB 685 19
LB 714 2
LB 729 9
LB 741 9
LB 751 18
LB 773 3
LB 778 13
LB 793 20
LB 803 5
LB 829 14
LB 874 2
LB 902 16
LB 935 8
LB 936 8
LB 947 14
LB 948 18
LB 953 6
LB 957 6
LB 986 2
LB 990 3
LB 994 1
LB 998 20
LB 1005 17
LB 1015 16
LB 1034 21
LB 1065 4
LB 1069 4
LB 1078 3
LB 1081 21
LB 1084 15
LB 1089 23
LB 1090 10
LB 1103 15
LB 1108 15
LB 1113 1
LB 1115 4
LB 1130 10
LR 1CA 5
LR 269CA 11

Broadband

LB 994	*Priority*	*Sponsor*	*Status*	*Subject*
	Transportation Committee	Friesen	Held	Create the Rural Broadband Study Task Force, change provisions relating to the Nebraska Telecommunications Universal Service Fund, change powers and duties of the Public Service Commission as prescribed

LB 994 was introduced to enhance broadband telecommunications service to unserved and underserved areas in rural Nebraska. The bill would create a Rural Broadband Study Task Force. The bill would require a change in contributions methodology to the Nebraska Universal Service Fund and allow the Public Service Commission (PSC) to consider a reverse auction program if current providers were not providing appropriate service to customers. It would allow the PSC to maintain a registry of locations where there was a lack of coverage for wireless communications, and the PSC would use that information to determine where to award grants for the building of wireless towers.

LB 1113	*Priority*	*Sponsor*	*Status*	*Subject*
	Walz	Walz	Held	Provide an exception for leasing dark fiber or providing broadband, Internet, telecommunications, or video services by an agency or political subdivision of the state

LB 1113 would exempt public-private partnerships from lease price and profit distribution regulations set by the Public Service Commission (PSC) regarding dark fiber leases. The bill also provides a definition for a private partner and a public-private partnership.

Community Development

LB 496	*Priority*	*Sponsor*	*Status*	*Subject*
	Williams	Stinner	Select File	Define and redefine terms under the Community Development Law

LB 496 amends the Community Development Law and changes relevant provisions to redefine redevelopment project to include and allow cities of the first and second class and villages to carry out construction of workforce housing. New language defines workforce housing to mean single-family or multi-family housing for which the municipality:

a. Receives a housing study which is current within 24-months;
b. Prepares an incentive plan for construction of housing in the municipality targeted to house existing or new workers;
c. Holds a public hearing on such incentive plan; and
d. After the public hearing finds that the incentive plan is necessary to prevent the blight and substandard conditions within the community, will promote additional safe and suitable housing for individuals and families employed in the municipality and not result in the unjust enrichment of any individual or company.

LB 874	*Priority*	*Sponsor*	*Status*	*Subject*
	Urban Affairs Committee	Urban Affairs Committee	Select File	Change the Community Development Law

LB 874 amends various sections of law including those dealing with the Community Development Law and tax-increment financing. Section 18-2102.01 is amended to provide that the governing board of a county or school district has the opportunity to appoint a nonvoting member to the community redevelopment authority. The nonvoting member is to serve a term designated by the county or school district. This section is also amended to change differentiate between "members" and "voting members." In addition, the Auditor of Public Accounts is given authority to audit a community redevelopment authority whenever the Auditor believes it is necessary or is requested to do so by the governing body.

LB 986	*Priority*	*Sponsor*	*Status*	*Subject*
	Hansen	Hansen	General File	Adopt the Neighborhood Improvement District Act and change provisions relating to special assessments for other improvement or development districts

LB 986 would create the Neighborhood Improvement District Act. Under the Act, cities would be authorized to create neighborhood improvement districts (NIDs) to help fund improvement and developments within established residential neighborhoods.

The committee amendments to the bill (AM1958) propose a number of changes to the bill, including:

- Excludes cities of the metropolitan class from the Act;
- Provides that the purpose of the Act is to supplement, but not reduce, the level of government services provided;
- Provides that NIDs could be used to establish or assist with neighborhood cleanup, litter cleanup, recycling, or other trash abatement programs;
- Requires that a majority of the members of a NID board must be residents of the neighborhood;
- Adds additional public notices and additional notice time under the Act; and
- Clarifies that cities may amend NID ordinances to change the functions or provisions of an existing NID.

Criminal/Juvenile Codes

LB 714	*Priority*	*Sponsor*	*Status*	*Subject*
	Speaker	Howard	General File	Provide a procedure for judicial emancipation of a minor

LB 714 provides for a procedure whereby a minor may obtain emancipation from his or her parents or legal guardian. Under the bill, a minor who is at least 16 years of age, married, or who is living apart from his/her parents or legal guardian may file a petition in district court for a judgment of emancipation.

Notice of the filing of the petition and a copy of it must be served upon the minor's parents or legal guardian, or the nearest known relative in Nebraska if the parents or legal guardian cannot be found. Notice and a copy must also be served upon any legal custodian of the minor or by publication if service is not possible.

The pending committee amendments (AM1754) provides a number of changes, including clarification that an emancipated minor is not considered an adult for purposes of criminal prosecution.

LB 773	*Priority*	*Sponsor*	*Status*	*Subject*
	Clements	Clements	Select File	Change intimidation by telephone call provisions and prohibit intimidation by electronic communication

LB 773 amends the Nebraska Criminal Code relevant to the offense of intimidation by telephone call. Current provisions expressly include threatening and intimidating messages sent directly to individuals via emails and text messages.

LB 773 seeks to update the existing law by amending the language for the offense of intimidation by telephone call to include intimidation by electronic message, adding modern tools of communication into the statute.

The penalty would remain a Class III misdemeanor.

LB 990	*Priority*	*Sponsor*	*Status*	*Subject*
	Wayne	Wayne	Held	Create the offense of possession of a firearm by a prohibited juvenile offender

LB 990 prohibits juveniles who have been adjudicated of certain serious crimes in juvenile court from possessing firearms until age 25, or earlier, upon a determination of rehabilitation or military service.

LB 1078	*Priority*	*Sponsor*	*Status*	*Subject*
	Executive Board	Crawford	Select File	Require reporting of sexual abuse allegations as prescribed

LB 1078 requires the Department of Health and Human Services to report to the Health and Human Services Committee of the Legislature the number of sexual abuse allegations,

screenings, and substantiations involving children being served by the Division of Children and Family Services and placed at a residential child-caring agency.

Allegations of sexual abuse of a state ward, juvenile probationer, juvenile in detention, and juvenile in a residential child-caring agency would also have to be reported to the Office of the Inspector General of Nebraska Child Welfare.

Curriculum

LB 1069	*Priority*	*Sponsor*	*Status*	*Subject*
	Brasch	Brasch	Held	Change provisions related to the Committee on Americanism

LB 1069 changes provisions relating to: (a) duties of a committee on Americanism, which is required in school districts; (b) testing requirements for school districts; and (c) administrative responsibilities for NDE.

The bill changes the responsibilities of a committee on Americanism, which school districts are currently required to appoint consisting of three members of the school board. The bill requires the committee to hold at least three meetings each school year, with at least one meeting to include public testimony. Various responsibilities of the committee with regard to the social studies curriculum are also changed.

The bill also requires school districts to administer the 100-question civics portion of the naturalization examination administered by the U.S. Citizenship and immigration Services. The test must be administered to students no later than the eighth and eleventh grades. Scores must be reported to parents/guardians and aggregate scores for the district must be reported to NDE.

Elections

LB 1065	*Priority*	*Sponsor*	*Status*	*Subject*
	Government Committee	Murante	Held	Permit use of electronic poll books and use of digital images for confirmation of the voter's identity

LB 1065 codifies the process for the use of electronic poll books in Nebraska. It also makes use of technology's ability to perform the function of voter identification.

LB 1115	*Priority*	*Sponsor*	*Status*	*Subject*
	Murante	Murante	Held	Provide population requirements for establishing district boundary lines for legislative districts, Supreme Court districts, and certain political subdivisions

Article III, section 5 of the Nebraska Constitution states: "The basis of apportionment shall be the population excluding aliens, as shown by the next preceding federal census."

Under LB 1115, the sponsor proposes to effectuate that constitutional provision by requiring the population basis for redistricting for legislative districts, Supreme Court districts, and all political subdivision districts the total population minus noncitizens.

LR 1CA	*Priority*	*Sponsor*	*Status*	*Subject*
	Larson	Murante	General File	Constitutional amendment to require voter identification

LR 1CA was introduced in the 2017 Session and was advanced to General File prior to the 2018 Session. The resolution is a constitutional amendment that proposes to amend Article 1, section 22 of the Nebraska Constitution to require voters to present identification prior to voting, as provided by the Legislature.

It also directs the Legislature to make such exceptions as are necessary to ensure an individual's rights under the Constitution of the United States are not violated.

Employment Issues

LB 299	*Priority*	*Sponsor*	*Status*	*Subject*
	Ebke	Ebke	General File	Adopt the Occupational Board Reform Act and change procedures for rules and regulations

LB 299 has been a somewhat contentious bill in first-round debate. The bill provides in part that the fundamental right of an individual to pursue an occupation includes the right of an individual with a criminal history to obtain an occupational license, a specialty occupational license for medical reimbursement, or government certification or state recognition of the individual's personal qualifications.

The bill provides that an individual who has a criminal conviction may petition the appropriate occupational board at any time, including prior to obtaining required education or paying any fee, for a determination as to whether the individual's criminal conviction would disqualify the individual from obtaining an occupational license, a specialty occupational license for medical reimbursement, or government certification or state recognition of the individual's personal qualifications from that occupational board.

LB 803	*Priority*	*Sponsor*	*Status*	*Subject*
	Speaker	Stinner	General File	Change provisions related to kindergarten, early childhood education, and the Step Up to Quality Childcare Act

The committee amendments to LB 803 (AM1719) would eliminate the original sections of the bill. AM1719 would amend section 79-1104 (Before-and-after-school or prekindergarten services; transportation services; school board; powers and duties), to provide that the State Board of Education may adopt rules and regulations that exempt a prekindergarten program from the requirement that teachers and administrators hold a valid certificate or permit if such program is in compliance with such rules and regulations. This change is intended to provide NDE with flexibility in providing certification to Prekindergarten programs.

LB 953	*Priority*	*Sponsor*	*Status*	*Subject*
	Business & Labor Committee	Albrecht	General File	Change provisions relating to lump-sum settlements under the Nebraska Workers' Compensation Act

The original version of the bill requires the entire settlement to be approved if the plaintiff's attorney affirms that the settlement is in conformity with the compensation schedule and is in the best interests of the employee, even if there are unpaid medical bills or the employee is or expects to be a Medicare beneficiary.

The committee amendments (AM1779) narrow the portion of the settlement that the Workers' Compensation Court is required to approve. AM1779 revises this so that only the portion of the settlement regarding medical expenses and Medicare's interests must be approved by the court if the employee's attorney affirms that the resolution of payment of disputed medical, surgical, or hospital services is in conformity with the compensation schedule and for the best interests of the employee or his or her dependents. The court would not be required to approve other areas of the settlement.

LB 957	*Priority*	*Sponsor*	*Status*	*Subject*
	Speaker	Lowe	General File	Provide procedures for choosing a method of payment for payments under the Nebraska Workers' Compensation Act

LB 957 amends the Nebraska Workers' Compensation Act. Current provisions state that payments in workers' compensation cases must be made in the same method as the employee's wages were paid when the employee was injured or died. The original version of LB 957 proposed to amend these provisions to specifically allow the method of payment to be by direct deposit, prepaid card, or similar electronic payment system if the employer, workers' compensation insurer, or risk management pool and the employee agree that payment may be made by these methods.

The committee amendments (AM1952) eliminate the original bill's ambiguity in the procedure for selecting a method of payment. AM1952 permits payment to be paid by check in addition to direct deposit, prepaid card, or similar electronic payment system. Payment by a method other than the method in which the employee was paid his/her wages can only be done upon agreement between the employee/employer, workers' compensation insurer, or risk management pool.

AM1952 requires notice in the agreement that payment by direct deposit or similar electronic payment system is subject to attachment or garnishment. The amendment also specifically states that compensation may be transferred electronically to the attorney representing the employee or other person entitled to compensation.

The amendment clarifies that if the employer, workers' compensation insurer, or risk management pool charges any fees related to payment by direct deposit, prepaid card, or similar electronic payment system, these fees must be disclosed to the employee or other person entitled to compensation.

Prepaid cards for payment of workers' compensation benefits must allow the employee or other person entitled to compensation to apply, initiate, transfer, and load payments with no charge by the employer, insurer, or pool. There also would be no charge for the initial prepaid card and the employee would be entitled to at least one method of accessing the full payment without fees.

AM1952 clarifies that an employee or other person entitled to compensation may change their method of payment by rescinding the agreement. If the employee rescinds the agreement and a new agreement is not reached between the employee and the employer, workers' compensation insurer, or risk management pool, then the employee would be paid by a method in which their wages were paid at the time of injury or death. If the employee elects to rescind the agreement, the change in method should be made as soon as practicable and in a way that allows the employer to comply with the penalty provision for late payments.

As in the original version of LB 957, if the chosen method of payment is changed or rescinded, the employer, insurer, or pool is not required to rescind payment transactions already made.

Income Tax Credits

LB 295	*Priority*	*Sponsor*	*Status*	*Subject*
	Linehan	Smith	General File	Adopt the Opportunity Scholarships Act and provide tax credits

LB 295 was introduced in the 2017 Session and would create the Opportunity Scholarships Act. The Act permits nonrefundable income tax credits for contributions to a scholarship-granting organization (SGO) that provides education scholarships to eligible students to attend a private school in Nebraska. The same basic credits would be available to individuals (resident and non-resident), pass-through entities, estates or trusts, and corporations.

The SGO is required to be a 501(c)(3) tax exempt organization, would offer one or more scholarships, would provide scholarships without limiting the scholarships to students of only one qualified school, meets the revenue requirements specified by the bill, and is certified by the Tax Commissioner as an SGO.

The credit against Nebraska income tax is 100% of the total contributions made during the tax year. Any unused amount of credit may be carried forward for up to five years following the original tax year.

The aggregate amount of tax credits is not to exceed $10 million for calendar year 2018.

LB 935	*Priority*	*Sponsor*	*Status*	*Subject*
	Performance Audit Com.	Performance Audit Com.	Select File	Authorize the inspection of certain tax return information and change application, reporting, and record retention provisions under the Nebraska Advantage Act

LB 935 amends various statutes regarding tax incentive programs to allow the sharing of confidential information between state agencies and require detailed reporting and data retention for purposes of performance audits. The bill provides that the Department of Revenue and the Department of Economic Development may disclose to the other agency identification information about taxpayers participating in tax incentive programs. The information received is to be considered confidential and any employee who discloses such information other than what is specifically allowed shall be subject to the appropriate penalties.

The bill also amends the following tax incentive acts and statutes to require certain information (in either application or reports) and timetables for the retention by the agency of that information:

- New Markets Job Growth Investment Act;
- Nebraska Advantage Rural Development Act;
- Nebraska Job Creation and Mainstreet Revitalization Act;
- Beginning Farmer Tax Credit Act;
- Nebraska Advantage Act;
- Nebraska Advantage Research and Development Act;
- Nebraska Advantage Microenterprise Tax Credit Act; and
- Angel Investment Tax Credit Act.

LB 936	*Priority*	*Sponsor*	*Status*	*Subject*
	Performance Audit Com.	Performance Audit Com.	Final Reading	Change provisions relating to tax incentive performance audits under the Legislative Performance Audit Act

LB 936 is intended to improve performance audits of tax incentive programs by amending the Legislative Performance Audit Act to extend the audit schedule, provide a benchmark, clarify a metric, and provide definitions. LB 936 would extend the existing requirement that each tax incentive program receive a performance audit at least once every three years to at least once every five years. Additionally, for the metric of increased employment, the bill would establish that a program is successfully meeting the metric if participating companies generally increase employment by at least 10%.

Miscellaneous

LB 44	*Priority*	*Sponsor*	*Status*	*Subject*
	Watermeier	Watermeier	Select File	Adopt the Remote Seller Sales Tax Collection Act

LB 44 was introduced in 2017 and advanced to Select File where it remained at the conclusion of the 2017 Session. Senator Watermeier designated LB 44 as his priority bill for the 2018 Session.

LB 44 would create the Remote Seller Sales Tax Collection Act. The legislation would require remote sellers (online retailer without a physical presence in our state) to collect and remit sales tax if their gross revenue in Nebraska exceeds $100,000 or their sales in Nebraska consist of 200 or more separate transactions.

If the remote seller refuses to collect Nebraska sales tax, the remote seller would have to notify Nebraska purchasers that the sales or use tax is due and that Nebraska requires the purchaser to file a sales or use tax return.

LB 729	*Priority*	*Sponsor*	*Status*	*Subject*
	Speaker	Wayne	General File	Allow claims arising out of misrepresentation or deceit under the Political Subdivisions Tort Claims Act and State Tort Claims Act

LB 729 proposes changes to the Political Subdivisions Tort Claims Act. It strikes certain exceptions to the application of the Act and would allow for claims against the state when the claim or claims arise from "misrepresentation" or "deceit."

The committee amendment (AM2160) inserts a new subsection that would provide that the State Tort Claims Act does not apply to any claim "arising out of misrepresentation or deceit," except in cases of adoption or placement where the Department of Health and Human Services "fails to warn, notify, or inform" relating to a ward's behavioral, mental health, educational, and medical history. This would include history relating to a ward's being a past victim or perpetrator of a sexual abuse.

LB 741	*Priority*	*Sponsor*	*Status*	*Subject*
	Speaker	Lindstrom	General File	Change provisions relating to real property appraisers

LB 741, introduced at the request of Nebraska's Real Property Appraiser Board, would update Nebraska's Real Property Appraiser Act for compliance with Title XI of the federal Financial Institutions Reform, Recovery, and Enforcement Act of 1989 ("Title XI"), the Uniform Standards of Professional Appraisal Practice ("USPAP"), and the Policy Statements of the Appraisal Subcommittee of the Federal Financial Institutions Examination Council ("ASC Policy Statements").

Title XI requires each state to prescribe appropriate standards for the performance of real estate appraisals in connection with federally related transactions. In addition, real estate appraisals are to be performed in accordance with generally accepted uniform standards, and are to be performed by an individual whose competency has been demonstrated, and whose professional conduct is subject to effective state supervision. If the State of Nebraska is found to not be in compliance with Title XI by the Appraisal Subcommittee, it may remove all Nebraska-credentialed appraisers from the Federal Registry, resulting in no appraisers being qualified to appraise real property in connection with federally related transactions, which is approximately 80% of all mortgage loan activity in the state.

Along with the changes required by the Appraisal Subcommittee, USPAP, and the ASC Policy Statements, the bill also would make minor changes to address administration of the Real Property Appraiser Act by Nebraska's Real Property Appraiser Board, including elimination of a credential that is not in use.

LB 1090	*Priority*	*Sponsor*	*Status*	*Subject*
	Revenue Committee	Smith	General File	Change provisions relating to inflation adjustments, personal exemptions, and standard deductions

LB 1090 would restore the $134 personal exemption credit that was effectively repealed by the federal Tax Cuts and Jobs Act. The bill also establishes the Nebraska standard deduction as $6,750 for single taxpayers and $9,900 for head of household filers. The standard deductions for married, filing jointly returns is double the standard deduction for single returns. The additional amounts for age or blindness are $1,300 for married taxpayers and $1,600 for single or head-of-household taxpayers.

Under the federal Tax Cuts and Jobs Act, the federal method of indexing for inflation was changed to Chained CPI, which grows somewhat more slowly than the Consumer Price Index that has been used for many years. LB 1090 would adjust the individual income tax brackets, the person exemption credit, and the standard deduction based upon the Consumer Price Index - All Urban Consumers for tax years beginning or deemed to begin on or after January 1, 2018.

LB 1130	*Priority*	*Sponsor*	*Status*	*Subject*
	Kuehn	Kuehn	General File	Provide a disclosure requirement for certain tax-exempt organizations under the Nebraska Political Accountability and Disclosure Act

The original version of LB 1130 requires 501(c)(3) and (4) organizations to file a report with the Nebraska Accountability and Disclosure Commission (NADC) disclosing all of its revenue sources IF the organization appeared on a statement of financial interest as a source of income for a constitutional officer of the state. The report must be filed within 10 days after NADC notifies the organization that it is subject to the reporting.

The committee amendments (AM1844) limit the disclosure requirements of the original bill. Rather than needing to disclose all sources of revenue, an entity would only be required to provide the NADC with a copy of its Form 990 Schedule B on file with the IRS.

LR 269CA	*Priority*	*Sponsor*	*Status*	*Subject*
	Schumacher	Schumacher	General File	Constitutional amendment to authorize the Legislature to delegate complete or partial sovereignty to one area of the state

LR 269CA is a proposed constitutional amendment that would grant the Nebraska Legislature the authority to delegate complete or partial sovereignty over an area not to exceed 36 square miles. Such delegation would be permitted in one area of the state, in which the population density does not exceed 10 persons per square mile. The delegation would be limited in duration to 99 years.

Senator Schumacher's Statement of Intent (in his own words):

> The purpose of LR 269CA is to enable the formation of the New City. Its purpose is to offer an avant-garde approach to the new global economy, multinational corporate reality, and the accumulation of enormous wealth in a limited number of enormously successful personalities.
>
> Compelled by the uninspiring prospects of a sparsely populated, culturally restricted, inland state largely dependent on a very rudimentary economy, LR269's purpose is to provide a mechanism for the people of Nebraska to leverage nothingness and emerge in the vanguard of modern economic centre over the course of a century. In the year 2117 a major city unencumbered by pre 21st century design and infrastructure will have attractiveness on a par with the best geographies and climates on the planet. Nothing has great value!
>
> Its purpose it to be conservative, permitting only one such zone of limited duration in an essentially unpopulated area of no more than 36 square miles of Nebraska's 77,358 square miles. It is enabling in nature, empowering future Legislatures within the limits of federal law to establish the parameters of the sovereign grant to the New City, including the required investment. The value of sovereignty being in proportion to its area and duration, a requirement of tens of billions of dollars is contemplated. Freedom has great value!
>
> LR 269's purpose is to enable the state to leverage enormous resources which will almost certainly otherwise lie gravely underutilized well into the 22nd century. Behold a gigawatt of electric power generation and transmission facilities, the Union Pacific and BNSF right of ways, Tier 1 Fiber Optic connectivity in multiple directions, doorstep accessibility to locally produced organic grains and meats, one of the larger inland seas on the continent, unlimited potable water drawn from the largest aquifer on the planet, a triangle of economic power bordered by I-25, I-80, and I-76 amplifying the dynamics of Denver and the front range, a bullet train less than an hour away from a major international airport and from the majesty of the Rocky Mountains. Behold, just maybe, the world's tallest building in a city literally strategically positioned in the center of North American trade. Insane? Absolutely! So were the pyramids, circumnavigation of the globe, the transcontinental railroad, heavier than air flight, the Moon in a decade, and the inexplicable compulsion to be Great Again. Imagination has great value!

LR 269's purpose is to comply with single subject rule restrictions on amendments to the Nebraska constitution that prevent the introduction of multiple subjects such as who, what, when, where, and how and those remain within the purview of the Legislature to establish. Governance is the bringing into being of a future defined by the collective Will. LR 269's purpose is to give Nebraskans the opportunity to define a future and, should they decline to do so, to inspire bolder spirits elsewhere.

Property Tax Relief

LB 640	*Priority*	*Sponsor*	*Status*	*Subject*
	Groene	Groene	General File	Change provisions of the Property Tax Credit Act and provide school district property tax relief

LB 640 was introduced in the 2017 Session and was advanced to General File by the Revenue Committee under a white copy amendment (AM752). The bill carried over to the 2018 Session. Senator Groene designated the bill as his 2018 priority bill.

Under the provisions of AM752, the statutory maximum levy for school districts would be reduced from $1.05 per $100 of taxable value to $0.987 per $100 of taxable value beginning with fiscal year 2018-19.

If a temporary reduction of TEEOSA aid occurs, a school district may access up to an additional $0.03 per $100 of taxable value above the statutory maximum levy. A public hearing and a 2/3 majority vote of the board of education is required before a school district may access the additional $0.03. Only 75% of the reduction in TEEOSA aid may be generated with the additional $0.03. NDE would certify the amount of the temporary reduction in aid to each school district. The additional levy (up to $0.03 per $100 of taxable value) would only be in effect for that specific school fiscal year.

A temporary reduction in aid is the amount which aid is reduced for a school district due to any statutory provision that reduces the statewide total amount of TEEOSA aid. A temporary reduction in aid is valid for a specified period of time after which the statutory provision reverts to the provision as it existed prior to the temporary reduction in aid.

NDE would certify to the State Treasurer the statewide increase in TEEOSA that results from reducing the statutory maximum levy from $1.05 per $100 of taxable value to $0.987 per $100 of taxable value. The State Treasurer would transfer an amount equal to this increase in TEEOSA aid from the Property Tax Credit Cash Fund to the Tax Equity and Educational Opportunities Fund.

A school district would qualify for the School District Property Tax Relief Aid (PTRA) if its general fund property tax receipts exceed 55% of its total general fund revenue. School districts that qualify for the PTRA are required to budget the monies as a revenue source before property taxes.

NDE would calculate a preliminary equalization aid amount to determine if a school district will qualify for an option enrollment relief correction. The final calculation of equalization aid would be the difference between total formula needs of a school district and the sum of its total formula resources plus the option enrollment relief correction. A school district qualifies for the option enrollment relief correction if it does not qualify for PTRA and its net option funding is greater than 90% of the preliminary state aid calculated for the school fiscal year.

Preliminary state aid is the sum of the preliminary equalization aid, net option funding, best practices aid, allocated income tax funds and community achievement plan aid.

The option enrollment relief correction for each qualifying school district would be equal to $0.63 per $100 dollars of adjusted valuation.

A school district receiving PTRA would have its budget authority reduced by 25% of to the property tax gap unless an override of all or part of such reduction is accessed by a 2/3s majority vote of the board of education.

LB 778	*Priority*	*Sponsor*	*Status*	*Subject*
	Education Committee	Groene	Held	Require voter approval for school district building fund levies

LB 778 pertains to voting procedures and property tax levies for school buildings. The bill requires that the authorization to impose a property tax levy to build a school building, addition or improvement to a school building must be voted on by school district patrons at a special election or general election. A majority of those voting is needed to approve the levy. The maximum amount of the levy is unchanged by the bill. Currently, the tax levy may be authorized by a school board or by persons attending an annual or special meeting of the school district. LB 778 also eliminates provisions allowing school boards to transfer to the general fund of the district any portion of the funds derived from the levy that are not required for the purposes for which it was voted.

After the effective date of the bill, school boards may no longer establish a special building fund through an annual levy authorized by the school board. Current law allows a levy of up to $.14 to be authorized by a school board for purposes of acquiring sties for school buildings, purchasing buildings for schools, and erecting, altering, equipping, and furnishing school buildings or additions. LB 778 provides that the $.14 levy authorized by a school board may only be used for repairs and alterations of school buildings that do not add space and to equip and furnish school buildings.

Levies approved by school boards for existing projects may continue through FY2020-21 and may not exceed the rate levied for such projects in FY2017-18. Schools with existing levies for projects must file a statement regarding projects and the rate levied with the Auditor of Public Accounts prior to October 1, 2018.

LB 829	*Priority*	*Sponsor*	*Status*	*Subject*
	Erdman	Erdman	Held	Adopt the Property Tax Relief Act

LB 829 would create the Property Tax Relief Act. Beginning in January 1, 2019, there would be allowed to each taxpayer a refundable credit against the income tax imposed by the Nebraska Revenue Code in the amount of 50% of the school district taxes levied on the taxpayer's property and paid by the taxpayer during each taxable year.

The bill authorizes the Department of Revenue to adopt and promulgate rules and regulations to carry out the Property Tax Relief Act.

The bill defines "school district taxes" to mean property taxes levied on property in this state by a school district or multiple-district school system, excluding any property taxes levied for bonded indebtedness and any property taxes levied as a result of an override of limits on property tax levies approved by voters.

Note: In a two-pronged effort, an organization has filed with the Secretary of State a petition measure with the same language as LB 829 for purposes of placing the question on the 2018 General Election ballot. It is assumed that if the Legislature does not act on LB 829 then the ballot measure will move forward.

LB 947	*Priority*	*Sponsor*	*Status*	*Subject*
	Smith	Smith	Held	Adopt the Nebraska Property Tax Cuts and Opportunities Act, change income tax rates, and eliminate certain exemptions and credits

LB 947 was introduced on behalf of the Governor and proposes a number of changes to the Nebraska Revenue Act; creates the Nebraska Property Tax Cuts and Opportunities Act; and eliminates credits under the Property Tax Credit Act and the Personal Property Tax Relief Act.

For agricultural land for tax years on or after January 1, 2018, each resident individual is allowed a refundable income credit equal to a percentage of property tax paid during the taxable year on agricultural or horticultural land, farm sites, and improvements on farm sites. For 2018 the percentage is 10% and for 2019 and thereafter the percentage may be increased as provided under the act not to exceed 30%.

The bill also amends income tax brackets and rates. For tax year 2019 the top bracket is changed from 6.84% to 6.75% and for tax year 2020 and thereafter, the top bracket rate is changed to 6.69%. The bill also amends the corporate income tax rate for tax year 2019 to 6.75% on all taxable income in excess of $100,000 and for tax year 2020 and thereafter, at a rate of 6.69% for all taxable income in excess of $100,000. For the first $100,000 of corporate income the rate remains at 5.58%.

LB 1084	*Priority*	*Sponsor*	*Status*	*Subject*
	Briese	Briese	Held	Adopt the Property Tax Request Limitation Act, provide sunset dates for certain tax exemptions, change revenue provisions

LB 1084 represents the efforts of the Nebraskans United group comprised of education and agricultural groups. The bill includes the provisions of LB 1001, also introduced by Senator Briese, to require NDE to oversee an in-depth review of the financing of the public elementary and secondary schools.

The bill increases the state sales tax, eliminates certain sales tax exemptions, imposes higher cigarette taxes, alters certain corporate income tax credit programs, and imposes Internet sales tax on remote sellers. The object of the bill is to provide further funding for school districts to reduce reliance on property taxes.

LB 1103	*Priority*	*Sponsor*	*Status*	*Subject*
	Friesen	Friesen	Held	Provide a minimum amount of state aid for each school district

LB 1103 seeks to provide a minimum amount of state aid to every school district. Each nonequalized district would receive a sum equal to 25% of the basic funding amount set out in the formula needs computation for that district. Equalized school districts would continue to receive their current equalization and will not be affected by this bill.

For FY2018-19, an additional $197,435,000 of general funds would be needed to provide a minimum funding level equal to 25% of basic funding.

LB 1108	*Priority*	*Sponsor*	*Status*	*Subject*
	Harr	Harr	Held	Authorize certain tax credits, change the sales tax rate, and provide for school foundation aid and certain grant programs

Among other provisions of the bill, LB 1108 creates a School Aid Fund, which would consist of sales and use tax revenue credited to the fund and would be administered by the State Board of Education. The fund would be used to provide foundation aid to all school districts in the state.

By November 15th of each year, the State Treasurer must certify to the Commissioner of Education the amount of funds in the School Aid Fund available for disbursement. By January 1st following receipt of the certification, the Commissioner of Education would distribute the certified amount to all school districts in the state as foundation aid. The distribution would be proportional based on the fall membership of each school district for the current school fiscal year.

The bill raises the state sales tax beginning on January 1, 2019 until January 1, 2023 from 5.5% to 6% to help raise funds for the School Aid Fund.

Public Records

LB 902	*Priority*	*Sponsor*	*Status*	*Subject*
	Bostelman	Bostelman	Held	Authorize the withholding from the public of information regarding firearm registration, possession, sale, or use

LB 902 amends the Public Records Act (§84-712.05) to withhold from public view information obtained by any government entity (federal, state, county, or local) regarding firearm registration, possession, sale, or use that is obtained for purposes of an application permitted or required by law or contained in a permit or license issued by such entity. However, such information would be available upon request to any federal, state, county, or local law enforcement agency.

LB 1015	*Priority*	*Sponsor*	*Status*	*Subject*
	Government Committee	Briese	General File	Withholding of public reports of injury under the Nebraska Workers' Compensation Act that reveal an employee's identity

LB 1015 would provide that reports of injury under the Nebraska Workers' Compensation Act that reveal the identity of the employee who is the subject of the report are not public records.

The committee amendments (AM1927) add exceptions to the general public records exemption of the bill. First, it provides that the reports must be made available for inspection or copying by the following:

(a) the employee who is the subject of the report or by an attorney or authorized agent of such employee;
(b) the employer, workers' compensation insurer, risk management pool, or third-party administrator that is a party to the report or an attorney or authorized agent of such party;
(c) a third party for the purpose of identifying the number and nature of any injuries to any employees of an employer if the identity of any employee is redacted prior to releasing the reports; and
(d) a nonprofit organization for the purpose of sending condolences to, providing memorials for, and offering grief counseling to family members of an employee whose death was caused by a workplace incident.

AM1927 makes clear that the reports must be disclosed by the court if the reports are requested for use in connection with a state or federal investigation or examination or for use by the state or federal government to compile statistical information.

Retirement

LB 548	*Priority*	*Sponsor*	*Status*	*Subject*
	Retirement Committee	Lindstrom	Held	Provide consolidation of the Class V Plan and School Employees Plan (shell bill)

LB 548 is now a shell bill to address significant funding shortfalls in the OPS retirement system. The Legislature's Retirement Committee heard two proposals on February 14, 2018 to deal with funding shortfalls. The total unfunded liability over 30 years could total $880 million if nothing changes.

Senator Lindstrom proposed an amendment, AM1529, to expand the bonding power of school districts in Nebraska to include bonds to address retirement system pension obligations in an amount determined by an actuary. A bond could be authorized by a majority vote of the entire school board or board of education and would not be subject to voter approval.

Also considered was an amendment offered by Senator Kolterman, AM1758, which would withhold from OPS all state aid certified through the school funding formula unless the district certified that it has paid any required Actuarially Required Contributions (ARC) in full by August 31st each year. The amendment also would update mortality tables and clarify retirement plan practices not specified currently in state law.

LB 1005	*Priority*	*Sponsor*	*Status*	*Subject*
	Retirement Committee	Kolterman	Held	Change county and school retirement provisions

LB 1005 amends statutes relating to the Retirement System for Nebraska Counties and the School Employees Retirement System. The bill provides a process for employer (county or school district) removal or withdrawal, in whole or in part, from their respective retirement systems.

LB 1005 provides that any governmental entity (county or school district) contemplating a business transaction that may result in no longer qualifying under section 414(d) of the Internal Revenue Code shall notify the Public Employees Retirement Board (PERB), in writing, as soon as possible, but no later than 180 days. The PERB is to determine:

1. whether the entity's contemplated business transaction will cause the entity to no longer quality under section 414(d) of the Internal Revenue Code,
2. whether the contemplated business transaction constitutes a plan termination by the entity,
3. the potential funding obligation of the retirement system to provide benefits for the affected plan members,
4. the cost of any actuarial study necessary to determine the amount of such obligation, and
5. the administrative costs that will be incurred by the PERB or the Nebraska public employees Retirement Systems (NPERS) in connection with the entity's removal from the retirement system.

The entity (county or school district) is responsible for:

1. the cost of any actuarial study necessary to determine the obligation of the retirement system to provide benefits for the affected plan members,
2. funding any obligation of the retirement system to provide benefits for the affected plan members, and
3. any administrative costs incurred by PERB and NPERS.

As cited above, the county or school district is responsible for all costs associated with removal or withdrawal, in whole or in part, from their respective retirement systems. If PERB/NPERS is to be reimbursed by the county or school district, the expenditure authority for PERB/NPERS would have to be increased on a one-time basis per occurrence.

Rules and Regulations

LB 751	*Priority*	*Sponsor*	*Status*	*Subject*
	Speaker	Performance Audit Com.	General File	Change agency duties with respect to adoption of rules and regulations

Currently, state agencies are required to adopt rules and regulations within one year after the public hearing. If the agency does not meet this deadline, the agency must submit an explanation to the Executive Board and the standing committee of the Legislature that has subject matter jurisdiction over the issue, stating the reasons why it has not adopted the rules and regulations.

LB751 changes the reporting requirement to the Executive Board and standing committee to be only "upon request." However, the agency will be required by LB751 to provide an explanation to the Performance Audit Committee if it has not adopted rules and regulations required by law (only regulations required by law would now fall under this provision) within one year after the public hearing.

LB 948	*Priority*	*Sponsor*	*Status*	*Subject*
	Thibodeau	Murante	General File	Change and eliminate provisions relating to rules and regulations

LB 948 concerns unnecessary or redundant regulations. In many places in law, the word "shall" precedes a directive for an agency to promulgate rules and regulations. This requires the agency to do so regardless of the circumstances. The bill would change this mandatory language to the permissive, "may", for certain policy areas that have been identified by agencies as either not needing certain regulations or where the regulation would simply be a restatement of the statute. The bill changes regulations for the following subject areas to permissive language:

- Insurance notices for aircraft rentals
- Economic development district annual performance and financial reports
- The Enterprise Zone Act
- The Civic and Community Center Financing Act
- Motor boat certificates
- The Protection from Domestic Abuse Act
- Retirement, disability, and life insurance policy standards
- The Environmental Quality Council

- The Anatomical Gift Act
- The release of deceased motor vehicle operator information
- Water rights
- Consumer rental purchase agreement disclosures
- The Native American Public Health Act
- Verification of compliance with the International Energy Conservation Code
- DAS approval of personal services provided by private entities for state entities
- Appraisals of county property
- County assessor educational certification
- The Property Tax Administrator
- Property appraisal standards
- Special valuation eligibility
- Tax collection
- Tobacco tax enforcement
- The Employment and Investment Growth Act
- Controlled substances taxes
- Renewable energy generation taxes
- The State Tort Claims Act
- The Building Development Act
- Administration of the Nebraska Energy Code

The bill also requires that agencies follow the APA rules promulgated by the Attorney General. Any agency wishing to differ from the Attorney General's rules must issue a finding stating why the relevant portions of the Attorney General's rules were impracticable under the circumstances. Currently, the Attorney General issues model rules for each agency, which the agency can either accept or reject in whole or in part.

The committee amendments (AM1931) changes regulations for the following subject areas to permissive language:

- Elections held by mail
- The Water Resources Trust Fund
- The Motor Vehicle Operator's License Act

Special Needs and Services

LB 685	*Priority*	*Sponsor*	*Status*	*Subject*
	Blood	Blood	Select File	Provide a funding priority for special-needs military dependents under Developmental Disabilities Services Act

LB 685 amends the Nebraska Developmental Disabilities Services Act and changes the funding priorities of the state in responding to the needs of persons with developmental disabilities.

Under current law (§ 83-1216), the first four priorities for funding the medicaid home and community-based services waivers are as follows:

(1) The first funding priority is responding to immediate crisis due to caregiver death, homelessness, or a threat to the life and safety of the person;
(2) The second funding priority is for persons that have resided in an institutional setting for a period of at least 12 consecutive months and who are requesting community-based services;
(3) The third funding priority is for serving wards of the department or persons placed under the supervision of the Office of Probation Administration by the Nebraska court system who are transitioning upon age 19 with no other alternatives to support residential services necessary to pursue economic self-sufficiency; and

(4) The fourth funding priority is for serving persons transitioning from the education system upon attaining 21 years of age to maintain skills and receive the day services necessary to pursue economic self-sufficiency.

LB 685 provides that the fifth funding priority will be to serve a dependent of a member of the armed forces who is a legal resident of the state due to the service member's military assignment in Nebraska.

LB 793	*Priority*	*Sponsor*	*Status*	*Subject*
	Health Committee	Riepe	Held	Eliminate provisions relating to specialized services under the Developmental Disabilities Services Act

LB 793 eliminates an entitlement to services for persons with developmental disabilities who graduate from high school or reach the age of 21. The entitlement to services was repealed during the 2017 Session for FY2017-18 and FY2018-19. The entitlement is reinstated beginning in FY2019-20. LB 793 repeals the reinstatement of the entitlement.

The entitlement to developmental disability services for high school graduates or persons reaching age 21 was repealed by LB 333 (2017) in order to bring the state into compliance with federal requirements. The entitlement prioritized services for graduates or those reaching age 21, which violates federal requirements to first serve persons with the highest priority status.

When the entitlement to services is reinstated as required by current law in FY2020, then services for graduates will be have to be funded entirely with state general funds until such time when the individuals become eligible for services per the prioritization process in statute. At that point in time, then federal Medicaid waiver funds can be accessed as a match for eligible services for these individuals.

Student Health and Welfare

LB 998	*Priority*	*Sponsor*	*Status*	*Subject*
	Bolz	Walz	General File	Create the Collaborative School Behavioral and Mental Health Program

LB 998 was advanced by the Education Committee on a 6-2 vote (Senators Erdman and Linehan voting no). The bill now appears on General File and awaits first-round debate.

LB 998 creates the Collaborative School Behavioral and Mental Health Program. The bill aims to assist students who are suffering from behavioral or mental health problems by providing them with preventative care or treatment as needed. The Program would allow each ESU to hire a social worker as needed in their area.

The social workers would train teachers and other school personnel and work with parents, schools, behavioral and mental health providers, and other community resources in order to

provide services. The Educational Service Unit Coordinating Council (ESUCC) would administer the Program.

The committee amendments to LB 998 (AM2044) clarify that ESUs may, but are not required, to hire a social worker as per the Program.

LB 1034	*Priority*	*Sponsor*	*Status*	*Subject*
	Riepe	Riepe	Held	Change facility standards for school-age child care programs

LB 1034 requires the standards for care and protection of children, for school-age child care programs, located within an accredited or approved school are deemed to meet the same standards of an accredited or approved school under the regulations of NDE.

Technical Cleanup

LB 1081	*Priority*	*Sponsor*	*Status*	*Subject*
	Education Committee	Education Committee	General File	Change education provisions regarding reporting, penalties, residency, boundaries, priority schools, subpoena authority, poverty, and limited English proficiency

LB 1081 represents numerous "clean-up" changes to education statutes that were submitted by the Coordinating Council for the Learning Community or Nebraska Department of Education. *Summary prepared by Senator Groene's office.*

New Section. Requires the Learning Community Coordinating Council (LCCC) to File an Annual Financial Report with NDE. Currently, NDE compiles this data by requesting it from the LCCC. (Groene)

Section 2. Amends 79-262 to require that all school boards in collaboration with the county attorney in which their principle office is located, review the rules and standards for student conduct adopted by the school board which would require the school to contact law enforcement if a student were to display such conduct.

Section 3. Amends 79-293, to change the reference from ~~79-267~~ to 79-262, as such section requires school principals to contact law enforcement in certain instances.

Section 4. Amends 79-2,136 which section provides for part-time enrollment of students, to provide that districts under this section can enroll nonresident students as allowed under 79-215, which section provides for student admission and tuition.

Section 5. Amends 79-408 to provide that a territory within a city of the primary or metropolitan class that is not a part of a learning community shall constitute a Class IV school district. Currently, only a territory within a city of the primary class may be a Class IV school district. Please note that once a city is designated a metropolitan class city, it must become part of a Learning Community.

Also repeals obsolete language that permitted a Class IV district to adopt or amend their own retirement plans and annuities. The retirement duties that are being removed under this bill are currently handled by the Public Employee Retirement Board (PERB) for a Class IV school district.

Section 6. Amends 79-528 to no longer require the Nebraska Department of Education to file the following reports with the Learning Community Coordinating Council:

- Census count of 5-18 year olds in the Learning Community based on the number of 5-18 year old students attending a member school district according to the school district reports filed with the department;
- End-of-the-school-year annual statistical summary based on member school districts, the summary shows (a) the number of children attending school during the year under 5 years of age, (b) the length of time the school has been taught by a qualified teacher, (c) the length of time taught by each substitute teacher, and (d) such other information as the Commissioner of Education directs.
- The Annual Financial Report (AFR) for the LCCC based on the annual financial report filed by each member school district, which report includes; (1) the aggregate amount of money received from all sources during the year and the aggregate amount of money expended during the school year both for member school districts, (2) the aggregate amount of bonded indebtedness for all member school districts, (3) such other aggregate information necessary to fulfill the requirements of the Tax Equity and Educational Opportunities Support Act (TEEOSA) and section 79-1114 for all member school districts; (4) such other aggregate information as the Commissioner of Education directs for all member school districts.
- The Fall Learning Community Membership Report contains the following information: (1) the aggregate students by grade level for all member school districts, (2) school district levies and total assessed valuation for the current fiscal year, (3) students enrolled in the district as option students, resident students in another district as option students…; (4) such other information as the Commissioner of Education directs for all member school districts.

Also changes the reporting date of the "fall school district membership report" from "the last Friday in September" to "October 1" of a given year. This aligns data report for state and federal purposes.

Section 7. Amends 79-529 by making a technical clean-up striking the phrase "~~subdivision (3) (a)~~" and replacing it with "subsection (3)" of section 79-528.

Section 8. Amends 79-760.06 to change the current provision that "no more than three" schools may be designated priority schools to now provide that "no less than three" schools may be designated priority schools. This change does not require an increase in the number of priority schools, but permits more schools can be designated a priority school and federal funds from ESSA can be used.

This section also strikes an obsolete reference for progress plans for the initial schools designated as priority schools by August 15, 2016 as that date has already passed and those plans implemented.

Section 9. Amends 79-760.07 changes from ~~five~~ to three, the number of years a school can be designated a priority school before the State Board shall reevaluate the progress plan to determine if significant revision to the plan, a new plan or an alternative administrative structure is necessary. *This changes permits the State Board to consider the revision of a plan of a priority school on a 3-year cycle which aligns with federal law.*

Section 10. Amends 79-870 and clarifies the subpoena issued by the Commissioner is to be used for investigatory purposes to carry out duties assigned in section 79-866 and mirrors language used by Legislature for other agencies for investigatory subpoenas.

Section 11. Amends 79-1003 (TEEOSA), subsection (34) to change the date under the "*qualified early childhood education fall membership*" definition from "the last Friday in September" to "October 1" of each school year. This change, like section of the bill, align reporting requirements for state and federal purposes.

Section 12. Amends 79-1007.06 to strike obsolete language, as well as to strike the requirement that a school district that designates a maximum of more than a dollar under the poverty plan pursuant to 79-1013 which section is repealed under section 20 of this bill.

Section 13. Amends 79-1007.07, to strike the requirement that the Annual Financial Report submitted to NDE contain a narrative description of the programs used in relationship to the poverty plan submitted pursuant to 79-1013 as that section is repealed under section 20 of this act. School districts would still be required to submit the expenditures and sources of funding for each program related to poverty.

Section 14. Amends 79-1007.08, to strike obsolete language as well as to strike the requirement for school districts that designate a maximum of more than a dollar under the Limited English Proficiency Plan under section 79-1014 as such section is repealed under section 20 of this act.

Section 15. Amends 79-1007.09 to strike references related to the outright repeal of the limited English proficiency plan under section 79-1014 that is repealed under section 20 of the bill. Also strikes obsolete language related to federal ARRA and ED Jobs funds that no longer exist.

Section 16. Amends 79-11,155 to strike the requirement that the student achievement coordinator must review the poverty plans and limited English proficiency plans which are outright repealed in section 20 of the bill.

Section 17. Amends 79-2104, subsection (13), to strike the requirement that the Learning Community Coordinating Council will approve or disapprove poverty plans and limited English proficiency plans of through achievement sub-councils under 79-2117 since these plans are outright repealed in section 20 of the bill.

Section 18. Amends 79-2104.02 to strike references to poverty plan and limited English proficiency plans included in this section as part the requirement that evaluation of programs related to the community achievement plan.

Section 19. Amends 79-2117 to strike the references to poverty and limited English proficiency plans that are outright repealed in section 20 of the bill.

Section 20. General Repealer.

Section 21. Outright repeals sections 79-1013 and 79-1014. These sections were first enacted in 2006 as a response to lawsuits filed regarding poverty funding and funding for limited English proficiency components in the "old" TEEOSA act. The completion of the plans and their review by NDE or the Learning Community were designed to determine how school districts were addressing the needs of poverty students and students with limited English proficiency with the funding and to determine best practices. Since 2006, all reviews to date have shown school districts are utilizing best practices for these students and the plans no longer serve a purpose that is not already demonstrated with federal plans and school improvement plans required for accreditation.

LB 1089	*Priority*	*Sponsor*	*Status*	*Subject*
	Revenue Committee	Smith	General File	Change provisions relating to confidential tax information, refundable income tax credits, and homestead exemptions

LB 1089 represents the annual technical cleanup bill for the Department of Revenue and Revenue Committee. The originally introduced version would have allowed a reassessment for property destroyed by a major calamity. However, the committee amendments (AM2049) strike the section addressing real property valuation following a major disaster.

Transportation

LB 42	*Priority*	*Sponsor*	*Status*	*Subject*
	Hilkemann	Hilkemann	General File	Change occupant protection system provisions for children and adopt certain federal safety provisions

LB 42 amends provisions of law related to the utilization of motor vehicle child safety restraint devices. Current law requires any child up to 6 years of age be secured in an approved child safety restraint device that is correctly installed in the vehicle.

The bill revises the maximum age (when use of an approved restraint device must be utilized) from up to 6 years of age to 8 years of age and the device must occupy the rear seat of the vehicle, if available, and all children up to 2 years of age shall use a rear-facing device until the child outgrows the height or weight requirements established by the manufacturer.

The committee amendments (AM 750) provide clarification that riders under the age of 8 years are to ride in the back seats if (a) the seats are equipped with a qualified and correctly installed passenger restraint system, and (b) the seats are not already occupied by a child under the age of eight.

LB 368	*Priority*	*Sponsor*	*Status*	*Subject*
	Krist	Lowe	General File	Change helmet provisions, change passenger age limits, and require eye protection for operators of motorcycles and mopeds

LB 368 was introduced in the 2017 and carried over to the 2018 Session. The bill amends existing law relevant to mandatory motorcycle helmet usage.

LB 368 exempts persons 21 years of age or older who are operating or a passenger on a motorcycle or moped from wearing a helmet. The bill requires the motorcycle or moped operator to wear eye protection and prohibits a person younger than 6 years of age from being a passenger on a motorcycle or moped on the highways of Nebraska.

Nebraska Department of Education
School Finance & Organization Services

2018/19 BUDGET AUTHORITY AND ALLOWABLE RESERVE PERCENTAGE CERTIFICATION

COUNTY: COLFAX
COUNTY-DISTRICT NUMBER: 19-0123-000
DISTRICT NAME: SCHUYLER COMMUNITY SCHOOLS

Certified Budget Authority	**$20,033,681**	**Formula Needs**
Allowable Reserve Percentage	**35 %**	
Access to Prior Year's Unused Budget Authority	**$378,065**	

Certified Budget Authority:
Certified Budget Authority is calculated three ways. The greater of the Budget Based Calculation, the Student Growth Adjustment Calculation, or the Formula Needs Calculation becomes a district's Certified Budget Authority.

Budget Based Calculation: *((GFBE - SGF - SPED - GFLE) X 1.015)*

Student Growth Adjustment Calculation: *((GFBE - SGF - SPED - GFLE) + (SGA +/- SGACORR))*

Formula Needs Calculation: *((FN X 1.10) - (SPED X 1.015))*

		Data Source
GFBE	2017/18 General Fund Budget	2017/18 LC-2 Line B-100
SGF	2017/18 Special Grant Funds	2017/18 LC-2 Line B-110
SPED	2017/18 Special Education Budget	2017/18 LC-2 Line B-120
GFLE	2017/18 General Fund Lid Exclusions (Schedule A)	2017/18 LC-2 Line B-130
SGA	2018/19 Student Growth Adjustment	2018/19 State Aid
SGACORR	2018/19 Student Growth Correction	2018/19 State Aid
FN	2018/19 Formula Needs	2018/19 State Aid

Access to Prior Year's Unused Budget Authority:
This amount is equal to the lesser of 2% of 2017/18 adjusted expenditures (2% of LC-2 Line B-140) or 2018/19 Total Unused Budget Authority (LC-2 Line B-175) *if the district has Unused Budget Authority available.*

Please Note: ***To access this additional budget growth, the amount must be manually entered on Line A-355 of the 2018/19 LC-2.***

For further clarification of Certified Budget Authority, see the Budget Text available at the link listed below. Any questions about this information or how it is to be used in meeting the budgeting requirements of state law can also be directed to School Finance at the Nebraska Department of Education, 301 Centennial Mall South, Box 94987, Lincoln, NE 68509-4987, by calling (402)471-2248 or (402)471-0526.

L:LC2/1819

B = Budget Based Calculation
SGA = Student Growth Adjustment Calculation
F = Formula Needs Based Calculation

2017/2018 BUDGET AUTHORITY AND ALLOWABLE RESERVE PERCENTAGE

COUNTY/ DISTRICT NUMBER	DISTRICT NAME	CLASS	2017/18 BUDGET AUTHORITY	METHOD	CASH RESERVE %
01-0003-000	KENESAW PUBLIC SCHOOLS	3	3,733,807	B	45
01-0018-000	HASTINGS PUBLIC SCHOOLS	3	33,141,462	F	25
01-0090-000	ADAMS CENTRAL PUBLIC SCHOOLS	3	10,900,685	B	35
01-0123-000	SILVER LAKE PUBLIC SCHOOLS	3	4,282,145	B	45
02-0009-000	NELIGH-OAKDALE SCHOOLS	3	4,649,464	B	45
02-0018-000	ELGIN PUBLIC SCHOOLS	3	2,986,137	B	45
02-2001-000	NEBRASKA UNIFIED DISTRICT 1	3	7,425,240	B	45
03-0500-000	ARTHUR COUNTY SCHOOLS	2	2,552,249	F	45
04-0001-000	BANNER COUNTY PUBLIC SCHOOLS	3	3,679,742	B	45
05-0071-000	SANDHILLS PUBLIC SCHOOLS	3	3,071,273	B	45
06-0001-000	BOONE CENTRAL SCHOOLS	3	8,117,826	B	35
06-0017-000	ST EDWARD PUBLIC SCHOOLS	3	2,572,873	B	45
06-0075-000	RIVERSIDE PUBLIC SCHOOLS	3	4,975,449	B	45
07-0006-000	ALLIANCE PUBLIC SCHOOLS	3	15,329,932	B	35
07-0010-000	HEMINGFORD PUBLIC SCHOOLS	3	5,956,346	B	45
08-0036-000	LYNCH PUBLIC SCHOOLS	3	1,927,379	F	45
08-0050-000	WEST BOYD SCHOOL DISTRICT	3	4,488,129	B	45
09-0010-000	AINSWORTH COMMUNITY SCHOOLS	3	8,017,173	B	45
10-0002-000	GIBBON PUBLIC SCHOOLS	3	7,509,569	F	35
10-0007-000	KEARNEY PUBLIC SCHOOLS	3	48,224,098	F	25
10-0009-000	ELM CREEK PUBLIC SCHOOLS	3	4,470,639	B	45
10-0019-000	SHELTON PUBLIC SCHOOLS	3	5,133,121	B	45
10-0069-000	RAVENNA PUBLIC SCHOOLS	3	5,289,584	B	45
10-0105-000	PLEASANTON PUBLIC SCHOOLS	3	3,683,939	F	45
10-0119-000	AMHERST PUBLIC SCHOOLS	2	5,221,273	F	45
11-0001-000	TEKAMAH-HERMAN COMMUNITY SCHS	3	7,324,652	B	35
11-0014-000	OAKLAND CRAIG PUBLIC SCHOOLS	3	5,578,233	F	45
11-0020-000	LYONS-DECATUR NORTHEAST SCHS	3	3,960,594	B	45
12-0056-000	DAVID CITY PUBLIC SCHOOLS	3	9,142,594	B	35
12-0502-000	EAST BUTLER PUBLIC SCHOOLS	3	5,372,231	B	45
13-0001-000	PLATTSMOUTH COMMUNITY SCHOOLS	3	14,685,255	F	35
13-0022-000	WEEPING WATER PUBLIC SCHOOLS	3	4,266,906	F	45
13-0032-000	LOUISVILLE PUBLIC SCHOOLS	3	6,829,639	F	35
13-0056-000	CONESTOGA PUBLIC SCHOOLS	3	7,581,819	F	35
13-0097-000	ELMWOOD-MURDOCK PUBLIC SCHOOLS	3	6,084,759	B	45
14-0008-000	HARTINGTON NEWCASTLE PUBLIC SCHOOLS	3	5,376,361	B	45
14-0045-000	RANDOLPH PUBLIC SCHOOLS	3	5,016,301	B	45
14-0054-000	LAUREL-CONCORD-COLERIDGE SCHOOL	3	7,958,125	B	45
14-0101-000	WYNOT PUBLIC SCHOOLS	3	2,923,417	F	45
15-0010-000	CHASE COUNTY SCHOOLS	3	8,069,692	F	35
15-0536-000	WAUNETA-PALISADE PUBLIC SCHS	3	4,485,595	B	45
16-0006-000	VALENTINE COMMUNITY SCHOOLS	3	10,979,185	B	35
16-0030-000	CODY-KILGORE PUBLIC SCHS	2	2,881,287	F	45
17-0001-000	SIDNEY PUBLIC SCHOOLS	3	16,487,651	B	35
17-0003-000	LEYTON PUBLIC SCHOOLS	3	4,425,204	B	45
17-0009-000	POTTER-DIX PUBLIC SCHOOLS	3	3,973,463	B	45
18-0002-000	SUTTON PUBLIC SCHOOLS	3	5,643,356	B	45
18-0011-000	HARVARD PUBLIC SCHOOLS	3	3,800,368	B	45
19-0039-000	LEIGH COMMUNITY SCHOOLS	3	3,133,900	F	45
19-0058-000	CLARKSON PUBLIC SCHOOLS	3	3,059,212	B	45
19-0070-000	HOWELLS-DODGE CONSOLIDATED SCHOOLS	3	4,480,413	B	45
19-0123-000	SCHUYLER COMMUNITY SCHOOLS	3	18,728,100	B	35
20-0001-000	WEST POINT PUBLIC SCHOOLS	3	10,479,058	B	35
20-0020-000	BANCROFT-ROSALIE COMM SCHOOLS	3	3,733,650	F	45
20-0030-000	WISNER-PILGER PUBLIC SCHOOLS	3	6,707,956	B	35
21-0015-000	ANSELMO-MERNA PUBLIC SCHOOLS	3	3,730,125	F	45
21-0025-000	BROKEN BOW PUBLIC SCHOOLS	3	8,819,242	B	35
21-0044-000	ANSLEY PUBLIC SCHOOLS	3	3,220,670	B	45
21-0084-000	SARGENT PUBLIC SCHOOLS	3	3,308,442	B	45
21-0089-000	ARNOLD PUBLIC SCHOOLS	3	2,818,437	F	45
21-0180-000	CALLAWAY PUBLIC SCHOOLS	3	3,452,094	F	45

B = Budget Based Calculation
SGA = Student Growth Adjustment Calculation
F = Formula Needs Based Calculation

2017/2018 BUDGET AUTHORITY AND ALLOWABLE RESERVE PERCENTAGE

COUNTY/ DISTRICT NUMBER	DISTRICT NAME	CLASS	2017/18 BUDGET AUTHORITY	METHOD	CASH RESERVE %
22-0011-000	SO SIOUX CITY COMMUNITY SCHS	3	37,153,651	F	25
22-0031-000	HOMER COMMUNITY SCHOOLS	3	5,629,508	B	45
23-0002-000	CHADRON PUBLIC SCHOOLS	3	10,604,184	F	35
23-0071-000	CRAWFORD PUBLIC SCHOOLS	3	3,642,559	F	45
24-0001-000	LEXINGTON PUBLIC SCHOOLS	3	37,774,722	B	35
24-0004-000	OVERTON PUBLIC SCHOOLS	3	4,371,963	B	45
24-0011-000	COZAD COMMUNITY SCHOOLS	3	11,380,066	B	35
24-0020-000	GOTHENBURG PUBLIC SCHOOLS	3	10,917,427	F	35
24-0101-000	SUMNER-EDDYVILLE-MILLER SCHS	3	3,474,012	B	45
25-0025-000	CREEK VALLEY SCHOOLS	3	5,273,303	B	45
25-0095-000	SOUTH PLATTE PUBLIC SCHOOLS	3	3,312,653	B	45
26-0001-000	PONCA PUBLIC SCHOOLS	3	6,066,660	B	45
26-0070-000	ALLEN CONSOLIDATED SCHOOLS	3	3,371,096	B	45
26-0561-000	EMERSON-HUBBARD PUBLIC SCHOOLS	3	4,314,288	B	45
27-0001-000	FREMONT PUBLIC SCHOOLS	3	41,987,209	F	25
27-0062-000	SCRIBNER-SNYDER COMMUNITY SCHS	3	4,286,306	B	45
27-0594-000	LOGAN VIEW PUBLIC SCHOOLS	3	6,915,890	SGA	35
27-0595-000	NORTH BEND CENTRAL PUBLIC SCHS	3	6,873,002	B	35
28-0001-000	OMAHA PUBLIC SCHOOLS	5	552,515,782	F	20
28-0010-000	ELKHORN PUBLIC SCHOOLS	3	75,870,524	F	25
28-0015-000	DOUGLAS CO WEST COMMUNITY SCHS	3	11,904,753	B	35
28-0017-000	MILLARD PUBLIC SCHOOLS	3	204,165,987	F	20
28-0054-000	RALSTON PUBLIC SCHOOLS	3	29,504,288	F	25
28-0059-000	BENNINGTON PUBLIC SCHOOLS	3	23,089,030	F	35
28-0066-000	WESTSIDE COMMUNITY SCHOOLS	3	58,140,805	B	25
29-0117-000	DUNDY CO STRATTON PUBLIC SCHS	3	6,684,694	B	45
30-0001-000	EXETER-MILLIGAN PUBLIC SCHOOLS	3	4,369,752	B	45
30-0025-000	FILLMORE CENTRAL PUBLIC SCHS	3	6,531,508	B	35
30-0054-000	SHICKLEY PUBLIC SCHOOLS	3	2,676,525	B	45
31-0506-000	FRANKLIN PUBLIC SCHOOLS	3	4,963,432	B	45
32-0046-000	MAYWOOD PUBLIC SCHOOLS	3	3,052,129	B	45
32-0095-000	EUSTIS-FARNAM PUBLIC SCHOOLS	3	4,523,520	B	45
32-0125-000	MEDICINE VALLEY PUBLIC SCHOOLS	3	3,424,171	F	45
33-0018-000	ARAPAHOE PUBLIC SCHOOLS	3	4,638,540	B	45
33-0021-000	CAMBRIDGE PUBLIC SCHOOLS	3	4,864,879	B	45
33-0540-000	SOUTHERN VALLEY SCHOOLS	3	6,536,499	B	45
34-0001-000	SOUTHERN SCHOOL DIST 1	3	5,350,216	B	45
34-0015-000	BEATRICE PUBLIC SCHOOLS	3	26,539,626	B	35
34-0034-000	FREEMAN PUBLIC SCHOOLS	3	5,683,947	F	45
34-0100-000	DILLER-ODELL PUBLIC SCHOOLS	3	4,091,325	F	45
35-0001-000	GARDEN COUNTY SCHOOLS	3	5,393,991	B	45
36-0100-000	BURWELL PUBLIC SCHOOLS	3	5,203,978	B	45
37-0030-000	ELWOOD PUBLIC SCHOOLS	3	3,446,818	B	45
38-0011-000	HYANNIS AREA SCHOOLS	3	2,808,997	B	45
39-0060-000	CENTRAL VALLEY PUBLIC SCHOOLS	3	6,068,136	B	45
40-0002-000	GRAND ISLAND PUBLIC SCHOOLS	3	93,643,672	B	25
40-0082-000	NORTHWEST PUBLIC SCHOOLS	3	15,555,521	F	35
40-0083-000	WOOD RIVER RURAL SCHOOLS	3	7,153,881	B	35
40-0126-000	DONIPHAN-TRUMBULL PUBLIC SCHS	3	5,780,592	F	35
41-0002-000	GILTNER PUBLIC SCHOOLS	2	2,888,391	F	45
41-0091-000	HAMPTON PUBLIC SCHOOLS	3	2,686,862	B	45
41-0504-000	AURORA PUBLIC SCHOOLS	3	12,638,009	B	35
42-0002-000	ALMA PUBLIC SCHOOLS	3	4,535,160	B	45
43-0079-000	HAYES CENTER PUBLIC SCHOOLS	3	3,372,541	B	45
44-0070-000	HITCHCOCK CO SCH SYSTEM	3	4,711,585	B	45
45-0007-000	O'NEILL PUBLIC SCHOOLS	3	9,628,338	B	35
45-0029-000	EWING PUBLIC SCHOOLS	2	2,613,648	B	45
45-0044-000	STUART PUBLIC SCHOOLS	3	2,914,980	B	45
45-0137-000	CHAMBERS PUBLIC SCHOOLS	2	2,803,986	B	45
45-0239-000	WEST HOLT PUBLIC SCHOOLS	3	5,325,612	B	45
46-0001-000	MULLEN PUBLIC SCHOOLS	3	3,908,372	B	45

B = Budget Based Calculation
SGA = Student Growth Adjustment Calculation
F = Formula Needs Based Calculation

2017/2018 BUDGET AUTHORITY AND ALLOWABLE RESERVE PERCENTAGE

COUNTY/ DISTRICT NUMBER	DISTRICT NAME	CLASS	2017/18 BUDGET AUTHORITY	METHOD	CASH RESERVE %
47-0001-000	ST PAUL PUBLIC SCHOOLS	3	8,692,460	B	35
47-0100-000	CENTURA PUBLIC SCHOOLS	3	7,030,398	B	35
47-0103-000	ELBA PUBLIC SCHOOLS	2	2,435,895	F	45
48-0008-000	FAIRBURY PUBLIC SCHOOLS	3	11,886,857	B	35
48-0300-000	TRI COUNTY PUBLIC SCHOOLS	3	5,408,084	B	45
48-0303-000	MERIDIAN PUBLIC SCHOOLS	3	3,613,020	F	45
49-0033-000	STERLING PUBLIC SCHOOLS	3	3,990,473	B	45
49-0050-000	JOHNSON CO CENTRAL PUBLIC SCHS	3	6,429,451	B	35
50-0001-000	WILCOX-HILDRETH PUBLIC SCHOOLS	3	4,683,893	B	45
50-0501-000	AXTELL COMMUNITY SCHOOLS	3	3,822,702	B	45
50-0503-000	MINDEN PUBLIC SCHOOLS	3	10,729,283	B	35
51-0001-000	OGALLALA PUBLIC SCHOOLS	3	12,438,474	B	35
51-0006-000	PAXTON CONSOLIDATED SCHOOLS	3	3,427,516	B	45
52-0100-000	KEYA PAHA COUNTY SCHOOLS	2	2,528,415	B	45
53-0001-000	KIMBALL PUBLIC SCHOOLS	3	7,719,987	B	45
54-0013-000	CREIGHTON COMMUNITY PUBLIC SCHOOLS	3	4,929,261	B	45
54-0096-000	CROFTON COMMUNITY SCHOOLS	3	4,758,369	B	45
54-0501-000	NIOBRARA PUBLIC SCHOOLS	3	3,618,769	F	45
54-0505-000	SANTEE COMMUNITY SCHOOLS	2	3,655,015	B	45
54-0576-000	WAUSA PUBLIC SCHOOLS	3	3,691,970	B	45
54-0586-000	BLOOMFIELD COMMUNITY SCHOOLS	3	4,236,849	B	45
55-0001-000	LINCOLN PUBLIC SCHOOLS	4	347,923,056	F	20
55-0145-000	WAVERLY SCHOOL DISTRICT 145	3	18,661,033	B	35
55-0148-000	MALCOLM PUBLIC SCHOOLS	3	6,490,708	F	35
55-0160-000	NORRIS SCHOOL DIST 160	3	23,641,821	B	35
55-0161-000	RAYMOND CENTRAL PUBLIC SCHOOLS	3	7,735,811	B	35
56-0001-000	NORTH PLATTE PUBLIC SCHOOLS	3	37,728,417	F	25
56-0006-000	BRADY PUBLIC SCHOOLS	2	3,104,577	B	45
56-0007-000	MAXWELL PUBLIC SCHOOLS	3	3,920,724	F	45
56-0037-000	HERSHEY PUBLIC SCHOOLS	3	7,271,183	B	35
56-0055-000	SUTHERLAND PUBLIC SCHOOLS	3	5,768,289	B	45
56-0565-000	WALLACE PUBLIC SCH DIST 65 R	2	3,468,994	F	45
57-0501-000	STAPLETON PUBLIC SCHOOLS	3	3,388,949	B	45
58-0025-000	LOUP COUNTY PUBLIC SCHOOLS	2	2,477,256	B	45
59-0001-000	MADISON PUBLIC SCHOOLS	3	6,573,741	F	35
59-0002-000	NORFOLK PUBLIC SCHOOLS	3	47,597,320	B	25
59-0005-000	BATTLE CREEK PUBLIC SCHOOLS	3	6,079,530	B	45
59-0013-000	NEWMAN GROVE PUBLIC SCHOOLS	3	2,977,947	B	45
59-0080-000	ELKHORN VALLEY SCHOOLS	3	4,223,712	B	45
60-0090-000	MC PHERSON COUNTY SCHOOLS	3	2,262,423	F	45
61-0004-000	CENTRAL CITY PUBLIC SCHOOLS	3	8,576,322	B	35
61-0049-000	PALMER PUBLIC SCHOOLS	3	3,767,665	F	45
62-0021-000	BAYARD PUBLIC SCHOOLS	3	5,370,175	B	45
62-0063-000	BRIDGEPORT PUBLIC SCHOOLS	3	9,152,352	B	45
63-0001-000	FULLERTON PUBLIC SCHOOLS	3	4,474,454	B	45
63-0030-000	TWIN RIVER PUBLIC SCHOOLS	3	7,499,935	B	35
64-0023-000	JOHNSON-BROCK PUBLIC SCHOOLS	3	4,348,517	B	45
64-0029-000	AUBURN PUBLIC SCHOOLS	3	9,094,892	F	35
65-0011-000	SUPERIOR PUBLIC SCHOOLS	3	5,334,212	F	45
65-2005-000	SOUTH CENTRAL NEBRASKA UNIFIED 5	3	12,063,308	B	35
66-0027-000	SYRACUSE-DUNBAR-AVOCA SCHOOLS	3	8,611,451	B	35
66-0111-000	NEBRASKA CITY PUBLIC SCHOOLS	3	13,497,716	F	35
66-0501-000	PALMYRA DISTRICT O R 1	3	7,166,324	F	35
67-0001-000	PAWNEE CITY PUBLIC SCHOOLS	3	4,132,888	B	45
67-0069-000	LEWISTON CONSOLIDATED SCHOOLS	3	3,134,823	B	45
68-0020-000	PERKINS COUNTY SCHOOLS	3	7,443,349	B	45
69-0044-000	HOLDREGE PUBLIC SCHOOLS	3	13,601,923	SGA	35
69-0054-000	BERTRAND PUBLIC SCHOOLS	3	3,945,019	B	45
69-0055-000	LOOMIS PUBLIC SCHOOLS	2	3,254,112	B	45
70-0002-000	PIERCE PUBLIC SCHOOLS	3	8,037,513	B	35
70-0005-000	PLAINVIEW PUBLIC SCHOOLS	3	5,068,355	B	45

B = Budget Based Calculation
SGA = Student Growth Adjustment Calculation
F = Formula Needs Based Calculation

2017/2018 BUDGET AUTHORITY AND ALLOWABLE RESERVE PERCENTAGE

COUNTY/ DISTRICT NUMBER	DISTRICT NAME	CLASS	2017/18 BUDGET AUTHORITY	METHOD	CASH RESERVE %
70-0542-000	OSMOND COMMUNITY SCHOOLS	3	3,589,813	B	45
71-0001-000	COLUMBUS PUBLIC SCHOOLS	3	34,619,972	F	25
71-0005-000	LAKEVIEW COMMUNITY SCHOOLS	3	11,069,204	B	35
71-0067-000	HUMPHREY PUBLIC SCHOOLS	3	3,389,771	B	45
72-0015-000	CROSS COUNTY COMMUNITY SCHOOLS	3	6,112,581	B	45
72-0019-000	OSCEOLA PUBLIC SCHOOLS	3	3,624,709	B	45
72-0032-000	SHELBY - RISING CITY PUBLIC SCHOOLS	3	5,933,628	B	45
72-0075-000	HIGH PLAINS COMMUNITY SCHOOLS	3	4,206,313	B	45
73-0017-000	MC COOK PUBLIC SCHOOLS	3	16,513,703	B	35
73-0179-000	SOUTHWEST PUBLIC SCHOOLS	3	6,583,894	B	45
74-0056-000	FALLS CITY PUBLIC SCHOOLS	3	10,693,731	B	35
74-0070-000	HUMBOLDT TABLE ROCK STEINAUER	3	6,443,605	B	45
75-0100-000	ROCK COUNTY PUBLIC SCHOOLS	3	3,924,224	B	45
76-0002-000	CRETE PUBLIC SCHOOLS	3	20,426,942	F	35
76-0044-000	DORCHESTER PUBLIC SCHOOL	3	3,926,172	B	45
76-0068-000	FRIEND PUBLIC SCHOOLS	3	3,612,188	B	45
76-0082-000	WILBER-CLATONIA PUBLIC SCHOOLS	3	7,584,034	B	35
77-0001-000	BELLEVUE PUBLIC SCHOOLS	3	92,653,981	B	25
77-0027-000	PAPILLION LA VISTA COMMUNITY SCHOOLS	3	109,124,335	B	20
77-0037-000	GRETNA PUBLIC SCHOOLS	3	42,129,269	F	25
77-0046-000	SPRINGFIELD PLATTEVIEW COMMUNITY SCHOOLS	3	12,606,610	B	35
78-0001-000	ASHLAND-GREENWOOD PUBLIC SCHS	3	11,828,812	B	35
78-0009-000	YUTAN PUBLIC SCHOOLS	3	5,847,196	F	45
78-0039-000	WAHOO PUBLIC SCHOOLS	3	11,339,968	B	35
78-0072-000	MEAD PUBLIC SCHOOLS	3	3,704,944	F	45
78-0107-000	CEDAR BLUFFS PUBLIC SCHOOLS	3	5,779,200	F	45
79-0002-000	MINATARE PUBLIC SCHOOLS	3	3,315,176	B	45
79-0011-000	MORRILL PUBLIC SCHOOLS	3	5,193,471	F	45
79-0016-000	GERING PUBLIC SCHOOLS	3	18,559,071	F	35
79-0031-000	MITCHELL PUBLIC SCHOOLS	3	8,711,442	B	35
79-0032-000	SCOTTSBLUFF PUBLIC SCHOOLS	3	33,568,765	B	25
80-0005-000	MILFORD PUBLIC SCHOOLS	3	9,721,726	B	35
80-0009-000	SEWARD PUBLIC SCHOOLS	3	17,881,806	B	35
80-0567-000	CENTENNIAL PUBLIC SCHOOLS	3	6,201,495	B	45
81-0003-000	HAY SPRINGS PUBLIC SCHOOLS	3	3,037,907	F	45
81-0010-000	GORDON-RUSHVILLE PUBLIC SCHS	3	9,928,587	B	35
82-0001-000	LOUP CITY PUBLIC SCHOOLS	3	5,576,334	B	45
82-0015-000	LITCHFIELD PUBLIC SCHOOLS	2	2,614,437	B	45
83-0500-000	SIOUX COUNTY PUBLIC SCHOOLS	3	2,859,052	B	45
84-0003-000	STANTON COMMUNITY SCHOOLS	3	5,502,984	B	45
85-0060-000	DESHLER PUBLIC SCHOOLS	3	3,599,120	F	45
85-0070-000	THAYER CENTRAL COMMUNITY SCHS	3	6,125,841	B	45
85-2001-000	BRUNING-DAVENPORT UNIFIED SYS	2	3,589,830	B	45
86-0001-000	THEDFORD PUBLIC SCHOOLS	2	2,857,174	B	45
87-0001-000	PENDER PUBLIC SCHOOLS	3	4,901,068	B	45
87-0013-000	WALTHILL PUBLIC SCHOOLS	3	5,063,597	B	45
87-0016-000	UMO N HO N NATION PUBLIC SCHS	3	6,558,448	B	45
87-0017-000	WINNEBAGO PUBLIC SCHOOLS	3	6,314,408	B	35
88-0005-000	ORD PUBLIC SCHOOLS	3	7,492,288	B	35
88-0021-000	ARCADIA PUBLIC SCHOOLS	2	2,545,075	B	45
89-0001-000	BLAIR COMMUNITY SCHOOLS	3	23,725,553	B	35
89-0003-000	FORT CALHOUN COMMUNITY SCHS	3	8,575,432	B	35
89-0024-000	ARLINGTON PUBLIC SCHOOLS	3	7,430,335	F	35
90-0017-000	WAYNE COMMUNITY SCHOOLS	3	11,100,194	B	35
90-0560-000	WAKEFIELD PUBLIC SCHOOLS	3	6,073,478	B	45
90-0595-000	WINSIDE PUBLIC SCHOOLS	3	3,370,800	B	45
91-0002-000	RED CLOUD COMMUNITY SCHOOLS	3	3,822,432	B	45
91-0074-000	BLUE HILL PUBLIC SCHOOLS	3	4,967,039	B	45
92-0045-000	WHEELER CENTRAL SCHOOLS	3	2,708,457	B	45
93-0012-000	YORK PUBLIC SCHOOLS	3	13,682,370	B	35
93-0083-000	MC COOL JUNCTION PUBLIC SCHS	2	3,934,725	B	45

B = Budget Based Calculation
SGA = Student Growth Adjustment Calculation
F = Formula Needs Based Calculation

2017/2018 BUDGET AUTHORITY AND ALLOWABLE RESERVE PERCENTAGE

COUNTY/ DISTRICT NUMBER	DISTRICT NAME	CLASS	2017/18 BUDGET AUTHORITY	METHOD	CASH RESERVE %
93-0096-000	HEARTLAND COMMUNITY SCHOOLS	3	5,083,275	B	45

3/12/2018 **NONE**

TRANSFERS WITHIN THE DISTRICT

Last Name	First Name	Transferring School Year	Date Transfer Requested	Grade Entering	SCS Resident School Building	SCS Transfering to Building
Kronberg	Aiden	2018-2019	2/16/2018	7	Richland	SCS/SMS

OPTIONS OUT / IN

Last Name	First Name	Option School Year	Date Transfer Requested	Grade Entering	Resident District	Option district
Stutzman	Gage	2018/2019	2/15/2018	7	SCS/Fishers	Howells Dodge

CANCELED OPTIONS:

Last Name	First Name	Option School Year	Date canceled		Resident District	Option district
Palmar (moved into DPS District)	Tatum	2017/2018	2/2/2018	8	SCS/SMS	David City Public

NEBRASKA DEPARTMENT OF EDUCATION
SCHOOL FINANCE AND ORGANIZATION SERVICES

A3

2018/19 TEEOSA
FORMULA STUDENTS IN ASCENDING ORDER

County	District Number	District Name	Formula Students	Adjusted General Fund Operating Expenditures	Adjusted General Fund Operating Expenditures per Formula Student
LOUP	58-0025-000	LOUP COUNTY PUBLIC SCHOOLS	60.47	1,586,650.00	26,236.93
MCPHERSON	60-0090-000	MC PHERSON COUNTY SCHOOLS	72.96	1,819,860.00	24,942.51
KEYA PAHA	52-0100-000	KEYA PAHA COUNTY SCHOOLS	84.31	2,053,079.00	24,351.23
BLAINE	05-0071-000	SANDHILLS PUBLIC SCHOOLS	86.48	2,013,652.00	23,284.19
WHEELER	92-0045-000	WHEELER CENTRAL SCHOOLS	91.54	2,203,312.00	24,070.17
SHERMAN	82-0015-000	LITCHFIELD PUBLIC SCHOOLS	94.02	2,081,659.00	22,139.55
SIOUX	83-0500-000	SIOUX COUNTY PUBLIC SCHOOLS	94.75	2,820,291.00	29,765.08
HOWARD	47-0103-000	ELBA PUBLIC SCHOOLS	94.98	1,928,008.00	20,299.72
HAYES	43-0079-000	HAYES CENTER PUBLIC SCHOOLS	103.20	2,254,322.00	21,845.21
THOMAS	86-0001-000	THEDFORD PUBLIC SCHOOLS	107.06	2,170,751.00	20,275.97
ARTHUR	03-0500-000	ARTHUR COUNTY SCHOOLS	110.98	2,193,358.00	19,762.71
HOLT	45-0137-000	CHAMBERS PUBLIC SCHOOLS	115.99	2,082,683.00	17,955.08
VALLEY	88-0021-000	ARCADIA PUBLIC SCHOOLS	117.33	2,326,637.00	19,829.99
FILLMORE	30-0054-000	SHICKLEY PUBLIC SCHOOLS	137.54	2,724,285.00	19,807.18
HOLT	45-0029-000	EWING PUBLIC SCHOOLS	137.89	2,311,756.00	16,765.61
BANNER	04-0001-000	BANNER COUNTY PUBLIC SCHOOLS	140.18	2,918,726.00	20,821.67
ANTELOPE	02-0018-000	ELGIN PUBLIC SCHOOLS	146.71	3,225,380.00	21,984.60
HOOKER	46-0001-000	MULLEN PUBLIC SCHOOLS	147.81	2,917,661.00	19,739.87
HAMILTON	41-0091-000	HAMPTON PUBLIC SCHOOLS	150.00	2,546,318.00	16,974.94
FRONTIER	32-0095-000	EUSTIS-FARNAM PUBLIC SCHOOLS	150.79	2,725,057.00	18,072.08
HOLT	45-0044-000	STUART PUBLIC SCHOOLS	154.08	2,512,253.00	16,304.99
FRONTIER	32-0046-000	MAYWOOD PUBLIC SCHOOLS	155.37	2,786,026.00	17,931.49
THAYER	85-2001-000	BRUNING-DAVENPORT UNIFIED SYS	159.13	3,705,617.00	23,286.77
GRANT	38-0011-000	HYANNIS AREA SCHOOLS	159.24	2,598,758.00	16,319.56
BOONE	06-0017-000	ST EDWARD PUBLIC SCHOOLS	162.04	2,482,437.00	15,319.48
CUSTER	21-0089-000	ARNOLD PUBLIC SCHOOLS	165.75	2,444,544.00	14,748.13
DEUEL	25-0095-000	SOUTH PLATTE PUBLIC SCHOOLS	167.22	3,136,997.00	18,760.00
PAWNEE	67-0069-000	LEWISTON CONSOLIDATED SCHOOLS	167.33	2,710,757.00	16,200.33
LINCOLN	56-0006-000	BRADY PUBLIC SCHOOLS	167.38	2,717,540.00	16,236.13
MADISON	59-0013-000	NEWMAN GROVE PUBLIC SCHOOLS	169.78	2,411,383.00	14,203.13
SHERIDAN	81-0003-000	HAY SPRINGS PUBLIC SCHOOLS	169.85	2,209,033.00	13,005.96
CHEYENNE	17-0009-000	POTTER-DIX PUBLIC SCHOOLS	170.26	3,069,121.00	18,026.51
FILLMORE	30-0001-000	EXETER-MILLIGAN PUBLIC SCHOOLS	171.67	3,912,028.00	22,788.04
SALINE	76-0044-000	DORCHESTER PUBLIC SCHOOL	172.11	2,613,663.00	15,186.38
CHERRY	16-0030-000	CODY-KILGORE PUBLIC SCHS	172.58	2,447,632.00	14,182.57
KNOX	54-0505-000	SANTEE COMMUNITY SCHOOLS	174.15	687,686.00	3,948.89
HAMILTON	41-0002-000	GILTNER PUBLIC SCHOOLS	174.42	2,655,010.00	15,222.01
DIXON	26-0070-000	ALLEN CONSOLIDATED SCHOOLS	175.62	2,657,321.00	15,130.71
CEDAR	14-0101-000	WYNOT PUBLIC SCHOOLS	175.80	2,423,817.00	13,787.36
CUSTER	21-0084-000	SARGENT PUBLIC SCHOOLS	176.31	2,582,464.00	14,647.29

2018/19 TEEOSA
FORMULA STUDENTS IN ASCENDING ORDER

County	District Number	District Name	Formula Students	Adjusted General Fund Operating Expenditures	Adjusted General Fund Operating Expenditures per Formula Student
CUSTER	21-0044-000	ANSLEY PUBLIC SCHOOLS	177.23	2,619,889.00	14,782.70
JOHNSON	49-0033-000	STERLING PUBLIC SCHOOLS	178.68	2,637,987.00	14,763.89
CHEYENNE	17-0003-000	LEYTON PUBLIC SCHOOLS	184.57	3,490,603.00	18,912.54
COLFAX	19-0058-000	CLARKSON PUBLIC SCHOOLS	185.27	2,736,923.00	14,772.76
FRONTIER	32-0125-000	MEDICINE VALLEY PUBLIC SCHOOLS	188.04	2,984,825.00	15,873.68
LOGAN	57-0501-000	STAPLETON PUBLIC SCHOOLS	188.40	2,665,030.00	14,145.93
LINCOLN	56-0565-000	WALLACE PUBLIC SCH DIST 65 R	188.60	3,079,958.00	16,330.76
PIERCE	70-0542-000	OSMOND COMMUNITY SCHOOLS	189.43	2,750,116.00	14,517.55
SCOTTS BLUFF	79-0002-000	MINATARE PUBLIC SCHOOLS	189.67	2,661,112.00	14,030.29
DAWSON	24-0101-000	SUMNER-EDDYVILLE-MILLER SCHS	191.06	3,280,834.00	17,171.55
DEUEL	25-0025-000	CREEK VALLEY SCHOOLS	191.63	4,237,387.00	22,112.10
COLFAX	19-0039-000	LEIGH COMMUNITY SCHOOLS	193.68	3,023,208.00	15,609.36
DODGE	27-0062-000	SCRIBNER-SNYDER COMMUNITY SCHS	194.63	3,272,956.00	16,816.35
KNOX	54-0576-000	WAUSA PUBLIC SCHOOLS	197.20	2,448,676.00	12,417.14
POLK	72-0075-000	HIGH PLAINS COMMUNITY SCHOOLS	201.67	4,358,830.00	21,614.18
KNOX	54-0501-000	NIOBRARA PUBLIC SCHOOLS	202.19	2,808,377.00	13,890.07
WAYNE	90-0595-000	WINSIDE PUBLIC SCHOOLS	202.26	3,259,993.00	16,118.23
CUSTER	21-0180-000	CALLAWAY PUBLIC SCHOOLS	203.20	2,767,334.00	13,618.91
PHELPS	69-0055-000	LOOMIS PUBLIC SCHOOLS	203.74	2,962,271.00	14,539.18
DAWES	23-0071-000	CRAWFORD PUBLIC SCHOOLS	203.83	2,827,118.00	13,870.09
BOONE	06-0075-000	RIVERSIDE PUBLIC SCHOOLS	204.19	3,790,515.00	18,564.01
KEARNEY	50-0001-000	WILCOX-HILDRETH PUBLIC SCHOOLS	204.26	3,733,878.00	18,279.60
GOSPER	37-0030-000	ELWOOD PUBLIC SCHOOLS	207.28	3,330,103.00	16,065.80
WEBSTER	91-0002-000	RED CLOUD COMMUNITY SCHOOLS	207.35	3,133,161.00	15,110.21
KEITH	51-0006-000	PAXTON CONSOLIDATED SCHOOLS	208.17	2,996,807.00	14,395.94
POLK	72-0019-000	OSCEOLA PUBLIC SCHOOLS	223.31	3,594,332.00	16,095.41
CEDAR	14-0045-000	RANDOLPH PUBLIC SCHOOLS	224.31	3,440,107.00	15,336.12
JEFFERSON	48-0303-000	MERIDIAN PUBLIC SCHOOLS	225.47	2,816,298.00	12,490.73
ADAMS	01-0123-000	SILVER LAKE PUBLIC SCHOOLS	226.10	3,555,419.00	15,724.88
CHASE	15-0536-000	WAUNETA-PALISADE PUBLIC SCHS	226.87	3,243,363.00	14,296.36
GARDEN	35-0001-000	GARDEN COUNTY SCHOOLS	230.79	3,533,071.00	15,308.67
SAUNDERS	78-0072-000	MEAD PUBLIC SCHOOLS	233.41	3,878,126.00	16,614.98
ROCK	75-0100-000	ROCK COUNTY PUBLIC SCHOOLS	234.51	3,295,499.00	14,052.72
SALINE	76-0068-000	FRIEND PUBLIC SCHOOLS	235.60	3,508,499.00	14,891.46
PLATTE	71-0067-000	HUMPHREY PUBLIC SCHOOLS	243.57	3,271,321.00	13,430.99
KEARNEY	50-0501-000	AXTELL COMMUNITY SCHOOLS	243.79	3,376,246.00	13,848.95
PHELPS	69-0054-000	BERTRAND PUBLIC SCHOOLS	243.81	3,101,720.00	12,721.68
CLAY	18-0011-000	HARVARD PUBLIC SCHOOLS	244.56	3,843,429.00	15,715.62
GAGE	34-0100-000	DILLER-ODELL PUBLIC SCHOOLS	244.67	3,801,359.00	15,536.53
COLFAX	19-0070-000	HOWELLS-DODGE CONSOLIDATED SCH	244.73	3,509,067.00	14,338.37

2018/19 TEEOSA
FORMULA STUDENTS IN ASCENDING ORDER

County	District Number	District Name	Formula Students	Adjusted General Fund Operating Expenditures	Adjusted General Fund Operating Expenditures per Formula Student
BURT	11-0020-000	LYONS-DECATUR NORTHEAST SCHS	247.48	3,610,935.00	14,590.69
THAYER	85-0060-000	DESHLER PUBLIC SCHOOLS	248.20	3,448,584.00	13,894.53
KNOX	54-0586-000	BLOOMFIELD COMMUNITY SCHOOLS	251.67	3,676,429.00	14,608.39
ADAMS	01-0003-000	KENESAW PUBLIC SCHOOLS	253.23	3,384,157.00	13,363.81
BUFFALO	10-0105-000	PLEASANTON PUBLIC SCHOOLS	255.76	2,665,411.00	10,421.40
CUSTER	21-0015-000	ANSELMO-MERNA PUBLIC SCHOOLS	255.89	3,009,356.00	11,760.18
GREELEY	39-0060-000	CENTRAL VALLEY PUBLIC SCHOOLS	258.94	6,012,716.00	23,220.22
BUFFALO	10-0019-000	SHELTON PUBLIC SCHOOLS	262.60	3,964,786.00	15,098.25
DIXON	26-0561-000	EMERSON-HUBBARD PUBLIC SCHOOLS	265.94	3,604,394.00	13,553.63
CUMING	20-0020-000	BANCROFT-ROSALIE COMM SCHOOLS	267.23	3,145,996.00	11,772.56
PAWNEE	67-0001-000	PAWNEE CITY PUBLIC SCHOOLS	276.38	3,646,210.00	13,192.65
LINCOLN	56-0007-000	MAXWELL PUBLIC SCHOOLS	278.37	3,347,184.00	12,024.07
FRANKLIN	31-0506-000	FRANKLIN PUBLIC SCHOOLS	278.74	3,875,239.00	13,902.56
BUTLER	12-0502-000	EAST BUTLER PUBLIC SCHOOLS	279.82	5,099,362.00	18,223.79
HITCHCOCK	44-0070-000	HITCHCOCK CO SCH SYSTEM	281.82	3,388,142.00	12,022.24
RED WILLOW	73-0179-000	SOUTHWEST PUBLIC SCHOOLS	283.80	4,772,198.00	16,815.42
YORK	93-0083-000	MC COOL JUNCTION PUBLIC SCHS	283.96	3,315,854.00	11,677.01
CASS	13-0022-000	WEEPING WATER PUBLIC SCHOOLS	284.54	4,060,690.00	14,271.24
MERRICK	61-0049-000	PALMER PUBLIC SCHOOLS	290.24	3,335,777.00	11,493.18
KNOX	54-0013-000	CREIGHTON COMMUNITY PUBLIC SCH	293.04	5,113,883.00	17,450.90
DAWSON	24-0004-000	OVERTON PUBLIC SCHOOLS	297.07	3,203,486.00	10,783.67
PIERCE	70-0005-000	PLAINVIEW PUBLIC SCHOOLS	298.69	4,384,816.00	14,680.02
KNOX	54-0096-000	CROFTON COMMUNITY SCHOOLS	301.56	4,633,044.00	15,363.71
NANCE	63-0001-000	FULLERTON PUBLIC SCHOOLS	301.98	3,944,109.00	13,060.82
YORK	93-0096-000	HEARTLAND COMMUNITY SCHOOLS	302.26	3,989,145.00	13,197.67
GARFIELD	36-0100-000	BURWELL PUBLIC SCHOOLS	303.66	4,049,142.00	13,334.45
WEBSTER	91-0074-000	BLUE HILL PUBLIC SCHOOLS	304.16	3,526,247.00	11,593.33
FURNAS	33-0021-000	CAMBRIDGE PUBLIC SCHOOLS	306.15	3,893,419.00	12,717.29
DUNDY	29-0117-000	DUNDY CO STRATTON PUBLIC SCHS	307.59	4,469,045.00	14,529.11
RICHARDSON	74-0070-000	HUMBOLDT TABLE ROCK STEINAUER	311.07	5,917,051.00	19,021.80
BOYD	08-0051-000	BOYD COUNTY SCHOOLS	311.21	4,814,191.00	15,469.08
SHERMAN	82-0001-000	LOUP CITY PUBLIC SCHOOLS	311.97	4,135,780.00	13,256.99
NEMAHA	64-0023-000	JOHNSON-BROCK PUBLIC SCHOOLS	316.75	3,401,077.00	10,737.51
HARLAN	42-0002-000	ALMA PUBLIC SCHOOLS	329.01	3,952,314.00	12,012.59
FURNAS	33-0018-000	ARAPAHOE PUBLIC SCHOOLS	329.14	3,452,752.00	10,490.35
BUFFALO	10-0009-000	ELM CREEK PUBLIC SCHOOLS	333.97	3,970,144.00	11,887.58
THURSTON	87-0001-000	PENDER PUBLIC SCHOOLS	338.40	4,544,228.00	13,428.50
CEDAR	14-0008-000	HARTINGTON NEWCASTLE PUBLIC SC	339.44	5,053,392.00	14,887.64
LINCOLN	56-0055-000	SUTHERLAND PUBLIC SCHOOLS	340.05	4,074,445.00	11,981.74
ANTELOPE	02-0009-000	NELIGH-OAKDALE SCHOOLS	345.58	4,753,406.00	13,755.03

2018/19 TEEOSA
FORMULA STUDENTS IN ASCENDING ORDER

County	District Number	District Name	Formula Students	Adjusted General Fund Operating Expenditures	Adjusted General Fund Operating Expenditures per Formula Student
POLK	72-0015-000	CROSS COUNTY COMMUNITY SCHOOLS	350.96	4,682,620.00	13,342.13
SAUNDERS	78-0107-000	CEDAR BLUFFS PUBLIC SCHOOLS	359.39	3,893,104.00	10,832.61
THURSTON	87-0013-000	WALTHILL PUBLIC SCHOOLS	359.76	2,997,135.00	8,330.97
POLK	72-0032-000	SHELBY - RISING CITY PUBLIC SC	360.34	5,155,508.00	14,307.17
DAKOTA	22-0031-000	HOMER COMMUNITY SCHOOLS	366.87	4,832,633.00	13,172.45
MADISON	59-0080-000	ELKHORN VALLEY SCHOOLS	367.24	4,242,358.00	11,551.96
SCOTTS BLUFF	79-0011-000	MORRILL PUBLIC SCHOOLS	370.70	4,220,814.00	11,386.00
PERKINS	68-0020-000	PERKINS COUNTY SCHOOLS	371.36	5,612,906.00	15,114.63
MORRILL	62-0021-000	BAYARD PUBLIC SCHOOLS	374.11	4,525,398.00	12,096.39
JEFFERSON	48-0300-000	TRI COUNTY PUBLIC SCHOOLS	374.39	5,605,538.00	14,972.37
BUFFALO	10-0119-000	AMHERST PUBLIC SCHOOLS	377.01	3,220,282.00	8,541.64
FURNAS	33-0540-000	SOUTHERN VALLEY SCHOOLS	378.57	6,058,399.00	16,003.30
GAGE	34-0001-000	SOUTHERN SCHOOL DIST 1	380.48	4,816,445.00	12,658.83
THAYER	85-0070-000	THAYER CENTRAL COMMUNITY SCHS	384.56	5,739,134.00	14,923.85
CLAY	18-0002-000	SUTTON PUBLIC SCHOOLS	392.98	4,641,220.00	11,810.27
CUMING	20-0030-000	WISNER-PILGER PUBLIC SCHOOLS	397.57	6,176,416.00	15,535.25
NUCKOLLS	65-0011-000	SUPERIOR PUBLIC SCHOOLS	403.90	4,738,522.00	11,731.99
BOX BUTTE	07-0010-000	HEMINGFORD PUBLIC SCHOOLS	405.42	5,397,456.00	13,313.27
BROWN	09-0010-000	AINSWORTH COMMUNITY SCHOOLS	407.36	6,154,004.00	15,107.03
BURT	11-0014-000	OAKLAND CRAIG PUBLIC SCHOOLS	407.41	4,779,543.00	11,731.53
SEWARD	80-0567-000	CENTENNIAL PUBLIC SCHOOLS	407.49	6,258,057.00	15,357.76
KIMBALL	53-0001-000	KIMBALL PUBLIC SCHOOLS	407.57	5,954,273.00	14,609.03
STANTON	84-0003-000	STANTON COMMUNITY SCHOOLS	414.61	4,838,106.00	11,669.15
BUFFALO	10-0069-000	RAVENNA PUBLIC SCHOOLS	415.03	4,764,005.00	11,478.81
ANTELOPE	02-2001-000	NEBRASKA UNIFIED DISTRICT 1	415.30	5,532,709.00	13,322.29
HOLT	45-0239-000	WEST HOLT PUBLIC SCHOOLS	415.92	5,753,167.00	13,832.37
CASS	13-0097-000	ELMWOOD-MURDOCK PUBLIC SCHOOLS	418.80	4,631,773.00	11,059.59
MADISON	59-0005-000	BATTLE CREEK PUBLIC SCHOOLS	421.78	5,255,758.00	12,460.84
NANCE	63-0030-000	TWIN RIVER PUBLIC SCHOOLS	422.65	5,952,084.00	14,082.89
GAGE	34-0034-000	FREEMAN PUBLIC SCHOOLS	423.60	4,751,318.00	11,216.47
SAUNDERS	78-0009-000	YUTAN PUBLIC SCHOOLS	438.65	5,075,662.00	11,571.21
MORRILL	62-0063-000	BRIDGEPORT PUBLIC SCHOOLS	443.86	6,661,546.00	15,008.06
CEDAR	14-0054-000	LAUREL-CONCORD-COLERIDGE SCHOO	444.17	6,184,311.00	13,923.22
THURSTON	87-0016-000	UMO N HO N NATION PUBLIC SCHS	446.24	-1,435,397.00	-3,216.67
WAYNE	90-0560-000	WAKEFIELD PUBLIC SCHOOLS	450.09	4,753,723.00	10,561.69
DIXON	26-0001-000	PONCA PUBLIC SCHOOLS	453.50	5,234,300.00	11,542.11
HALL	40-0126-000	DONIPHAN-TRUMBULL PUBLIC SCHS	458.12	5,348,242.00	11,674.28
MADISON	59-0001-000	MADISON PUBLIC SCHOOLS	469.36	5,617,609.00	11,968.68
HOWARD	47-0100-000	CENTURA PUBLIC SCHOOLS	473.43	5,439,742.00	11,490.09
OTOE	66-0501-000	PALMYRA DISTRICT O R 1	499.91	5,157,623.00	10,317.18

2018/19 TEEOSA
FORMULA STUDENTS IN ASCENDING ORDER

County	District Number	District Name	Formula Students	Adjusted General Fund Operating Expenditures	Adjusted General Fund Operating Expenditures per Formula Student
JOHNSON	49-0050-000	JOHNSON CO CENTRAL PUBLIC SCHS	508.04	5,777,843.00	11,372.90
BURT	11-0001-000	TEKAMAH-HERMAN COMMUNITY SCHS	512.97	6,302,743.00	12,286.77
HALL	40-0083-000	WOOD RIVER RURAL SCHOOLS	523.71	6,529,014.00	12,466.80
VALLEY	88-0005-000	ORD PUBLIC SCHOOLS	528.63	5,862,160.00	11,089.34
LINCOLN	56-0037-000	HERSHEY PUBLIC SCHOOLS	533.63	6,087,476.00	11,407.77
FILLMORE	30-0025-000	FILLMORE CENTRAL PUBLIC SCHS	534.57	5,919,446.00	11,073.26
DODGE	27-0594-000	LOGAN VIEW PUBLIC SCHOOLS	546.39	6,325,105.00	11,576.16
BOONE	06-0001-000	BOONE CENTRAL SCHOOLS	550.81	7,759,101.00	14,086.81
THURSTON	87-0017-000	WINNEBAGO PUBLIC SCHOOLS	550.94	6,601,087.00	11,981.54
LANCASTER	55-0148-000	MALCOLM PUBLIC SCHOOLS	550.98	5,576,133.00	10,120.41
CHERRY	16-0006-000	VALENTINE COMMUNITY SCHOOLS	557.72	8,593,420.00	15,408.18
BUFFALO	10-0002-000	GIBBON PUBLIC SCHOOLS	558.65	5,924,867.00	10,605.75
SALINE	76-0082-000	WILBER-CLATONIA PUBLIC SCHOOLS	578.26	5,797,894.00	10,026.45
SHERIDAN	81-0010-000	GORDON-RUSHVILLE PUBLIC SCHS	579.09	6,605,534.00	11,406.67
DODGE	27-0595-000	NORTH BEND CENTRAL PUBLIC SCHS	592.58	7,009,483.00	11,828.81
BUTLER	12-0056-000	DAVID CITY PUBLIC SCHOOLS	608.23	9,125,397.00	15,003.24
NUCKOLLS	65-2005-000	SOUTH CENTRAL NEBRASKA UNIFIED	617.52	9,019,239.00	14,605.55
PIERCE	70-0002-000	PIERCE PUBLIC SCHOOLS	623.19	6,871,831.00	11,026.94
CASS	13-0032-000	LOUISVILLE PUBLIC SCHOOLS	623.49	6,256,460.00	10,034.55
CHASE	15-0010-000	CHASE COUNTY SCHOOLS	628.04	5,956,401.00	9,484.07
WASHINGTON	89-0024-000	ARLINGTON PUBLIC SCHOOLS	636.66	6,723,908.00	10,561.19
SCOTTS BLUFF	79-0031-000	MITCHELL PUBLIC SCHOOLS	637.43	6,288,136.00	9,864.77
LANCASTER	55-0161-000	RAYMOND CENTRAL PUBLIC SCHOOLS	644.25	6,861,464.00	10,650.39
HOWARD	47-0001-000	ST PAUL PUBLIC SCHOOLS	650.99	6,701,987.00	10,295.02
CASS	13-0056-000	CONESTOGA PUBLIC SCHOOLS	664.80	8,063,050.00	12,128.46
MERRICK	61-0004-000	CENTRAL CITY PUBLIC SCHOOLS	684.33	8,174,740.00	11,945.56
WASHINGTON	89-0003-000	FORT CALHOUN COMMUNITY SCHS	697.32	8,741,757.00	12,536.15
SEWARD	80-0005-000	MILFORD PUBLIC SCHOOLS	725.49	7,155,524.00	9,863.05
CUMING	20-0001-000	WEST POINT PUBLIC SCHOOLS	730.85	9,252,109.00	12,659.38
OTOE	66-0027-000	SYRACUSE-DUNBAR-AVOCA SCHOOLS	734.50	7,382,523.00	10,051.15
CUSTER	21-0025-000	BROKEN BOW PUBLIC SCHOOLS	769.49	9,127,071.00	11,861.19
RICHARDSON	74-0056-000	FALLS CITY PUBLIC SCHOOLS	780.41	8,254,473.00	10,577.14
HOLT	45-0007-000	O'NEILL PUBLIC SCHOOLS	787.70	9,449,033.00	11,995.65
NEMAHA	64-0029-000	AUBURN PUBLIC SCHOOLS	792.69	8,378,250.00	10,569.45
KEARNEY	50-0503-000	MINDEN PUBLIC SCHOOLS	795.24	8,630,810.00	10,853.08
KEITH	51-0001-000	OGALLALA PUBLIC SCHOOLS	804.44	9,033,798.00	11,229.88
JEFFERSON	48-0008-000	FAIRBURY PUBLIC SCHOOLS	826.21	9,969,303.00	12,066.25
PLATTE	71-0005-000	LAKEVIEW COMMUNITY SCHOOLS	856.39	8,638,554.00	10,087.14
ADAMS	01-0090-000	ADAMS CENTRAL PUBLIC SCHOOLS	871.32	11,053,126.00	12,685.47
DOUGLAS	28-0015-000	DOUGLAS CO WEST COMMUNITY SCHS	872.32	8,561,122.00	9,814.23

2018/19 TEEOSA
FORMULA STUDENTS IN ASCENDING ORDER

County	District Number	District Name	Formula Students	Adjusted General Fund Operating Expenditures	Adjusted General Fund Operating Expenditures per Formula Student
SAUNDERS	78-0001-000	ASHLAND-GREENWOOD PUBLIC SCHS	872.55	8,421,677.00	9,651.83
DAWSON	24-0020-000	GOTHENBURG PUBLIC SCHOOLS	889.93	8,643,030.00	9,712.08
DAWES	23-0002-000	CHADRON PUBLIC SCHOOLS	891.58	9,670,336.00	10,846.31
WAYNE	90-0017-000	WAYNE COMMUNITY SCHOOLS	896.20	9,192,130.00	10,256.79
DAWSON	24-0011-000	COZAD COMMUNITY SCHOOLS	910.64	9,145,573.00	10,043.04
SAUNDERS	78-0039-000	WAHOO PUBLIC SCHOOLS	1,032.45	9,251,573.00	8,960.81
PHELPS	69-0044-000	HOLDREGE PUBLIC SCHOOLS	1,098.08	9,971,196.00	9,080.61
SARPY	77-0046-000	SPRINGFIELD PLATTEVIEW COMMUNI	1,114.77	12,723,838.00	11,413.92
HAMILTON	41-0504-000	AURORA PUBLIC SCHOOLS	1,193.78	13,034,997.00	10,919.10
YORK	93-0012-000	YORK PUBLIC SCHOOLS	1,227.25	11,687,704.00	9,523.51
CHEYENNE	17-0001-000	SIDNEY PUBLIC SCHOOLS	1,266.49	13,135,177.00	10,371.29
BOX BUTTE	07-0006-000	ALLIANCE PUBLIC SCHOOLS	1,303.34	11,884,125.00	9,118.23
SEWARD	80-0009-000	SEWARD PUBLIC SCHOOLS	1,364.22	14,194,769.00	10,405.03
OTOE	66-0111-000	NEBRASKA CITY PUBLIC SCHOOLS	1,368.35	13,449,517.00	9,828.98
RED WILLOW	73-0017-000	MC COOK PUBLIC SCHOOLS	1,380.29	12,365,003.00	8,958.26
HALL	40-0082-000	NORTHWEST PUBLIC SCHOOLS	1,474.62	14,209,353.00	9,635.97
CASS	13-0001-000	PLATTSMOUTH COMMUNITY SCHOOLS	1,554.23	15,155,069.00	9,750.83
SCOTTS BLUFF	79-0016-000	GERING PUBLIC SCHOOLS	1,818.51	16,995,648.00	9,345.92
SALINE	76-0002-000	CRETE PUBLIC SCHOOLS	1,851.03	16,158,554.00	8,729.48
COLFAX	19-0123-000	SCHUYLER COMMUNITY SCHOOLS	1,882.69	15,170,621.00	8,057.96
GAGE	34-0015-000	BEATRICE PUBLIC SCHOOLS	1,947.79	17,473,443.00	8,970.90
LANCASTER	55-0145-000	WAVERLY SCHOOL DISTRICT 145	2,000.45	16,688,102.00	8,342.15
WASHINGTON	89-0001-000	BLAIR COMMUNITY SCHOOLS	2,280.49	18,768,679.00	8,230.09
LANCASTER	55-0160-000	NORRIS SCHOOL DIST 160	2,289.18	19,268,385.00	8,417.17
DOUGLAS	28-0059-000	BENNINGTON PUBLIC SCHOOLS	2,605.28	18,366,001.00	7,049.52
DAWSON	24-0001-000	LEXINGTON PUBLIC SCHOOLS	2,809.60	23,682,606.00	8,429.17
DOUGLAS	28-0054-000	RALSTON PUBLIC SCHOOLS	3,306.62	25,334,592.00	7,661.78
SCOTTS BLUFF	79-0032-000	SCOTTSBLUFF PUBLIC SCHOOLS	3,319.71	25,757,792.00	7,759.05
ADAMS	01-0018-000	HASTINGS PUBLIC SCHOOLS	3,494.38	29,427,535.00	8,421.39
DAKOTA	22-0011-000	SO SIOUX CITY COMMUNITY SCHS	3,689.97	32,989,333.00	8,940.26
PLATTE	71-0001-000	COLUMBUS PUBLIC SCHOOLS	3,719.75	31,478,629.00	8,462.56
LINCOLN	56-0001-000	NORTH PLATTE PUBLIC SCHOOLS	4,028.63	35,104,582.00	8,713.78
MADISON	59-0002-000	NORFOLK PUBLIC SCHOOLS	4,202.48	33,613,136.00	7,998.40
DODGE	27-0001-000	FREMONT PUBLIC SCHOOLS	4,460.40	35,318,239.00	7,918.18
SARPY	77-0037-000	GRETNA PUBLIC SCHOOLS	4,924.99	38,177,038.00	7,751.70
BUFFALO	10-0007-000	KEARNEY PUBLIC SCHOOLS	5,549.90	47,074,543.00	8,482.06
DOUGLAS	28-0066-000	WESTSIDE COMMUNITY SCHOOLS	5,941.88	53,076,675.00	8,932.63
DOUGLAS	28-0010-000	ELKHORN PUBLIC SCHOOLS	9,037.66	73,106,889.00	8,089.14
HALL	40-0002-000	GRAND ISLAND PUBLIC SCHOOLS	9,299.23	73,394,126.00	7,892.50
SARPY	77-0001-000	BELLEVUE PUBLIC SCHOOLS	9,393.07	81,320,042.00	8,657.45

2018/19 TEEOSA
FORMULA STUDENTS IN ASCENDING ORDER

County	District Number	District Name	Formula Students	Adjusted General Fund Operating Expenditures	Adjusted General Fund Operating Expenditures per Formula Student
SARPY	77-0027-000	PAPILLION-LA VISTA PUBLIC SCHS	11,657.26	97,103,109.00	8,329.84
DOUGLAS	28-0017-000	MILLARD PUBLIC SCHOOLS	23,396.19	190,523,661.00	8,143.36
LANCASTER	55-0001-000	LINCOLN PUBLIC SCHOOLS	40,401.06	327,278,815.00	8,100.75
DOUGLAS	28-0001-000	OMAHA PUBLIC SCHOOLS	50,799.80	414,327,729.00	8,156.09
		STATEWIDE TOTALS:	308,291.67	2,892,604,804.00	9,382.69

NEBRASKA DEPARTMENT OF EDUCATION
SCHOOL FINANCE & ORGANIZATION SERVICES
2018/19 STATE AID CERTIFICATION

SCHUYLER COMMUNITY SCHOOLS (19-0123-000)

FORMULA STUDENTS CALCULATION

(	Fall Membership	x	ADM/FM Ratio	)	+	Contracted Out	=	Formula Students
(	1,850	x	0.9990196369	)	+	2	=	1,850.19
KDG Adjustment		(	0 students	x .5)		times ADM Factor	=	0.00
Early Childhood (009)		(	88 students	x 462.0 hours / 1,032 hours		x .6)	=	23.64
Early Childhood (010)		(	33 students	x 462.0 hours / 1,032 hours		x .6)	=	8.86
Total Formula Students								*1,882.69*

FORMULA NEEDS CALCULATION

Basic Funding	16,662,817.00
Poverty Allowance	941,826.00
Limited English Proficiency Allowance	638,158.00
Focus School & Program Allowance	0.00
Summer School Allowance	27,358.00
Special Receipts Allowance	847,235.00
Transportation Allowance	26,596.00
Elementary Site Allowance	0.00
Distance Education & Telecommunications Allowance	0.00
Averaging Adjustment	0.00
New School Adjustment	0.00
Student Growth Adjustment	0.00
Community Achievement Plan Adjustment	0.00
Limited English Proficiency Allowance Correction	0.00
Student Growth Adjustment Correction	0.00
Poverty Allowance Correction	0.00
Non Qualified LEP Adjustment	0.00
Total Calculated Formula Needs	19,143,990.00
Formula Needs Stabilization	0.00
Total Formula Needs	19,143,990.00

FORMULA RESOURCES CALCULATION

Yield From Local Effort Rate	1,377,063,149 / 100 x 1.0203000000	14,050,175.00
Net Option Funding		0.00
Allocated Income Tax Funds		100,103.00
Other Actual Receipts		1,772,776.00
Community Achievement Plan Aid		0.00
Total Formula Resources		15,923,054.00

Some numbers may be rounded for presentation. For questions, contact (402) 471-3323 or (402) 471-4320.

NEBRASKA DEPARTMENT OF EDUCATION
SCHOOL FINANCE & ORGANIZATION SERVICES
2018/19 STATE AID CERTIFICATION

SCHUYLER COMMUNITY SCHOOLS (19-0123-000)

STATE AID CALCULATION

Equalization Aid	3,220,936.00
Net Option Funding	0.00
Allocated Income Tax Funds	100,103.00
Community Achievement Plan Aid	0.00
Transition Aid	0.00
Total State Aid Calculated	3,321,039.00
Prior Year (2017/18) State Aid Correction	(43,221.00)
Total State Aid	**3,277,818.00**
Carryover Adjustment from years prior to 2017/18	0.00

+ 537,624

Some numbers may be rounded for presentation. For questions, contact (402) 471-3323 or (402) 471-4320.

NEBRASKA DEPARTMENT OF EDUCATION
SCHOOL FINANCE & ORGANIZATION SERVICES
2017/18 STATE AID CERTIFICATION

SCHUYLER COMMUNITY SCHOOLS (19-0123-000)

FORMULA STUDENTS CALCULATION

(	Fall Membership	x	ADM/FM Ratio	)	+	Contracted Out	=	Formula Students
(	1,821	x	0.9988664579	)	+	2	=	1,820.94
KDG Adjustment		(	0 students	x .5)		times ADM Factor	=	0.00
Early Childhood (009)		(	74 students	x 465.5 hours / 1,032 hours x .6)			=	20.03
Early Childhood (010)		(	34 students	x 591.5 hours / 1,032 hours x .6)			=	11.69
Total Formula Students								*1,852.66*

FORMULA NEEDS CALCULATION

Basic Funding	16,189,483.00
Poverty Allowance	941,826.00
Limited English Proficiency Allowance	638,158.00
Focus School & Program Allowance	0.00
Summer School Allowance	26,699.00
Special Receipts Allowance	700,692.00
Transportation Allowance	35,355.00
Elementary Site Allowance	0.00
Distance Education & Telecommunications Allowance	0.00
Averaging Adjustment	0.00
New School Adjustment	0.00
Student Growth Adjustment	0.00
Community Achievement Plan Adjustment	0.00
Limited English Proficiency Allowance Correction	0.00
Student Growth Adjustment Correction	0.00
Poverty Allowance Correction	0.00
Non Qualified LEP Adjustment	0.00
Total Calculated Formula Needs	18,532,213.00
Formula Needs Stabilization	0.00
Total Formula Needs	18,532,213.00

FORMULA RESOURCES CALCULATION

Yield From Local Effort Rate	1,365,647,357 / 100 x 1.0203000000	13,933,700.00
Net Option Funding		0.00
Allocated Income Tax Funds		96,956.00
Other Actual Receipts		1,674,812.00
Community Achievement Plan Aid		0.00
Total Formula Resources		15,705,468.00

Some numbers may be rounded for presentation. For further information, see the "Tax Equity and Educational Opportunities Support Act, May 2017" document available on the FOS/State Aid website at http://www.education.ne.gov/FOS/SchoolFinance/StateAid/ For questions, contact (402) 471-3323 or (402) 471-4320.

NEBRASKA DEPARTMENT OF EDUCATION
SCHOOL FINANCE & ORGANIZATION SERVICES
2017/18 STATE AID CERTIFICATION

SCHUYLER COMMUNITY SCHOOLS (19-0123-000)

STATE AID CALCULATION

Equalization Aid	2,826,745.00
Net Option Funding	0.00
Allocated Income Tax Funds	96,956.00
Community Achievement Plan Aid	0.00
Transition Aid	0.00
Total State Aid Calculated	2,923,701.00
Prior Year (2016/17) State Aid Correction	(183,507.00)
Total State Aid	**2,740,194.00**
Carryover Adjustment from years prior to 2016/17	0.00

Some numbers may be rounded for presentation. For further information, see the "Tax Equity and Educational Opportunities Support Act, May 2017" document available on the FOS/State Aid website at http://www.education.ne.gov/FOS/SchoolFinance/StateAid/ For questions, contact (402) 471-3323 or (402) 471-4320.

ONE HUNDRED FIFTH LEGISLATURE

SECOND SESSION

LEGISLATIVE RESOLUTION 305

Introduced by Bostelman, 23.

WHEREAS, the Nebraskans for the Arts annually recognizes select schools and school districts that make a notable and worthwhile contribution to the arts and arts education in the State of Nebraska; and

WHEREAS, Schuyler Community Schools is home to a diverse student population supported by an outstanding staff focused on providing quality academic and extracurricular programs in the arts; and

WHEREAS, Schuyler Community Schools arts programs have developed business and community partnerships that provide students the ability to enhance their creative skills and career opportunities; and

WHEREAS, the Legislature recognizes the academic, athletic, and artistic achievements of the youth of our state.

NOW, THEREFORE, BE IT RESOLVED BY THE MEMBERS OF THE ONE HUNDRED FIFTH LEGISLATURE OF NEBRASKA, SECOND SESSION:

1. That the Legislature congratulates Schuyler Community Schools for receiving the 2017 NebraskARTS Award on October 18, 2017, which was awarded in the State Capitol Rotunda.

2. That a copy of this resolution be sent to the Schuyler Community Schools superintendent, Dr. Dan Hoesing, on behalf of the students, teachers, staff, and parents of Schuyler Community Schools.

PRESIDENT OF THE LEGISLATURE

I, Patrick J. O' Donnell, hereby certify that the foregoing is a true and correct copy of Legislative Resolution 305 which was passed by the Legislature of Nebraska in the One Hundred Fifth Legislature, Second Session, on the 6th day of February 2018.

CLERK OF THE LEGISLATURE

Nebraska State Board of Education "Priority School" Request

We are here today as representatives from Schuyler Central High School to provide some insight into our school district and help you understand the challenges and successes we realize with an extremely diverse student population. In addition, we are here to help you understand the complexity of the issues when judging our student and staff performance solely on data that may be either taken out of context or misrepresented.

Schuyler Community Schools is a unique school district located at the crossroads of U.S. Highway 30 Expressway and NE State Highway 15 in Eastern Nebraska. The community of Schuyler, rich in tradition and history, has accepted the challenge of a young, vibrant population of recent arrivals to our country. Our student population at Schuyler Central High School has welcomed a shift in demographics where the population was 90% Caucasian in 1994, 50% in 2004, and 12% in 2017. Schuyler Central High School is now home to students from 11 countries, speaking 16 languages. The two articles included in your packet will help you better understand some of the barriers immigrant children and their families face when coming in search of safety, work, and the "American Dream".

Today, our district poverty level is over 80% and due to recent cuts in state aid of 3.5 million dollars over the past 4 years, Schuyler Community Schools has the 7th lowest cost per pupil in the state. Despite these challenges, Schuyler Central High School has been extremely successful in maintaining the 2nd highest graduation standards in the state (Columbus 260, Schuyler 255 other schools 210-245). Schuyler also maintains a graduation rate 20% higher than other highly diverse school districts

across the country and has the lowest unexcused absentee rates when compared to similar populations. In spite of these funding challenges, Schuyler Central High School has established strong community partnerships that support college scholarships and free tuition for college credit classes for all juniors and seniors.

In 2014, the board of education, with assistance from the Nebraska State School Board Association, brought teachers, parents, community members and business leaders together to develop and implement a comprehensive strategic planning process. The results of this four-year effort and plans for 2018 are included in your packet.

In 2015, Schuyler Middle School applied for and received a school improvement grant from the federal government. While the federal government funds the grant, the Nebraska Department of Education (NDE) is responsible for evaluation and oversight. The first requirement of the grant was to replace our administration at the middle school level and employ the assistance of outside agencies to assist us in goal setting, establishing timelines, professional development, and evaluation of the process. This 3-year grant was validated by NDE officials as one of the most successful school improvement grants supervised over that period of time.

In the final year of the middle school grant, school administrators and the board of education began discussing the feasibility and benefits of applying for a similar grant at the high school. Knowing the complex issues associated with high school programs, this grant was spread out over 5 years. Once again, high school principals were replaced and a new administration hired to work with NDE and

outside agencies to improve high school programs. The main goal of the grant was to ensure, upon graduation, that our students would be college and career ready. We are currently in the second year of this grant and have gone through the process of conducting root-cause analysis, providing professional development and implementing programs to increase student engagement. The grant also focused on building stronger student/staff relationships, lowering truancy, improving classroom management, and reducing disciplinary referrals, suspensions, and expulsion.

In addition, despite limitations of a maximum tax levy and reduction in state aid, our high school continues to expand educational opportunities in the core academics, elective areas of the arts, foreign language, health, and vocational education. Central Community College officials report that Schuyler Central High School has more early entry college classes than other schools in our area.

The school improvement grant focuses on student performance in the core academic areas, our strategic plan goes beyond the classroom to support elective courses, and activities that meet the basic needs of our students and families. The majority of our students have traveled thousands of miles to a safe place where many have found familiarity and a home in Schuyler. We understand the importance of providing a challenging academic program, but have also learned that outside prejudices, poverty and language barriers greatly impact our students' academic performance.

The recent designation of "demographically changing" community is a target on our immigrant population at a time when our students and families are fighting for

their existence in our country. Our students face the reality of deportation, denigration, threats, racial slurs, and chants by opposing schools to "go home", or "build the wall". The "Scarlet Letter" of this "Priority" designation has jeopardized the trust of our community, caused our parents to question the quality of their child's education, and increased the difficulty of recruitment and retention of quality teachers.

As for performance on the Elpa21, many of our "newcomers" are non-English speaking students. Academic vocabulary for these students takes 5 years to reach a level of high school proficiency. Because of this language barrier, a number of English Language Learners have found a home in the Arts. It is the Arts that allow them a level playing field to participate, engage, and express themselves through clay, paint, pen, song, acting, and dance. It is also through the Arts that we can allow students to create and express their talent through visual arts that depict their thoughts, fears, hopes and dreams as cultural influences come alive on our walls. When student confidence is realized in one area, we can often get them to generalize and risk in other areas where success is limited due to language barriers and prior academic experience. We appreciate the recognition given our students in the Arts.

We ask the State Board of Education to respect our commitment to our current school improvement grant and allow us to continue with our goals, plans, and contracted providers for the remainder of our grant. We have spent over 1 million dollars on professional development over the past 4 years. We have a proven track record of improving student performance at the middle school and a high level of confidence we will realize similar results at the high school.

We request that you to consider more than data, taken out of context, in determining your recommendation for "priority" schools. In review of your study, Schuyler Central High School was the only high school in consideration. Data from the identified elementary schools are incomplete and cannot be compared to high school performance.

We want to thank Patsy Koch Johns for her belief in our students and continued interest in our school. Outside of Patsy, until one month ago, no one from NDE Leadership or the State Board of Education has been in our school, or took an interest in our district until the "Priority" designation.

We realize the State Board of Education can only take action based on the information provided. Our initial discussion with NDE Leadership welcomed a partnership that would provide additional resources to work with us to create a model high school. What has transpired since this initial meeting was negative press on our school district, realization of no additional funds or resources, and strained relationships between administration at NDE and Schuyler Community Schools.

We encourage you to review the information included in the packet. Please recognize the effort of our school and community to provide a quality education for all students. Finally, we request reconsideration of the "demographically changing" status based on the impact of current political discourse and blatant prejudice of this designation. We pledge our commitment to work with NDE officials as we have in the past. Our staff believes "There are easier jobs in other schools, but if you got into the business to make a difference, you are in the right place".

Schuyler Community Schools Fast Facts

1. **School Improvement Grant (SIG):** Currently in the 2nd year of a 5-year school improvement grant. Our high school teachers and administrators are committed to our school improvement and strategic plans. The "Priority" status creates another "unfunded" mandate and additional requirements on our high school staff and jeopardizes our current plans.
   a. Compliance with all federal requirements of SIG. (Supervised by NDE)
   b. Replaced high school administration. (2 principals)
   c. The grant is under the direction of Dr. Dave Gibbons. (Prior SIG Success)
   d. NDE approved plan, goals, timeline, professional development, evaluation.
   e. New teacher evaluation system (iObservation – Marzano Protocol)
   f. Focus on creating engaged instruction/classrooms.
   g. Professional development to support "project based" instruction.
   h. 1:1 Technology initiative in support of BlendEd individualized instruction.

2. **Report from NDE officials that "SIG plans ineffective in first year"**
   a. The first semester of the school improvement grant was in planning.
   b. Implementation of the plan did not begin until the 2nd semester.
   c. State assessment changed from NeSA to ACT. Cannot compare results.
   d. No other school with a "priority" designation has a SIG program.
   e. We already academically exceed many high schools not considered.

3. **ACT Composite Scores:** In 2015-16, 54 (1-ELL, 2 SPED) students took the ACT with scores ranging from a high of 29 to a low of 13 (Composite 19.9). In 2016-17, 147 (16 ELL, 8 SPED) students took the ACT with scores ranging from a high of 29 to a low of 10 (Composite 18.35). In 2016-17, nearly 100 additional students took the exam including ELL and special education students who traditionally would not take this exam and did not receive any accommodations.

4. **ACT Comparison:** In comparing ACT scores with the metro schools and schools in the "needs improvement" classification, we have evidence that Schuyler Central High School was not selected according to academic performance. Schuyler students scored higher than seven Metro high schools in all academic areas. Schuyler Central High is clearly an outlier when compared to other schools of similar poverty levels. There are many students in the other lower performing schools that could benefit from this "support". We believe this designation is racially motivated, unfair and indefensible.

5. **Middle School Improvement Grant:** Completed a successful 3-year school improvement grant at the middle school.
   a. Under direction of Dr. Dave Gibbons (demonstrated effectiveness in SIG process)
   b. Contract with Community Training and Assistance Center (CTAC)
   c. Contract with Discovery Education to improve student engagement
   d. NDE Official (Randy McIntyre) reported that the middle school grant was one of the most successful grants supervised at that time.

6. **Graduation Requirements:** Schuyler Central High School requires 255 credits. This is the 2nd highest (Columbus at 260) across public high schools in Nebraska. Other schools across the state range from 210 to 245 credits. On average, Schuyler requires a minimum of one

additional semester of credits in comparison with many other public schools. This affects our 4-year cohort comparison graduation rate.

7. **Schedule/Periods:** High school schedules are not consistent across the state. Block schedules, modified block schedules, 8 period days, 7 period days. Schuyler has a 7 period day, therefore, maximum credits each semester is 35 credits. Schools with 8 periods or block schedules may earn up to 40 credits. (40 additional credits: 4 years)

8. **Students new to our country:** We realize that our graduation rates are a combination of high graduation requirements, schedules, and new arrivals (immigrants) needing a transition year before earning high school credits. While the 4-year graduation rate is below the state average, our overall cohort rates are at or above the state average.

9. **Student Enrollment:** Over the past 4 years Schuyler Central High School has experienced a dramatic enrollment increase from 475 to 575 students. Included in these enrollment numbers is an increase in English Language Learners from 73 to 129. This is an annual average of 51 ELL students each year who also have limited or interrupted formal education in other countries prior to enrolling at Schuyler Central High School. (Added on additional ELL teacher)

10. **College Credit Classes:** Schuyler Central High School presents a competitive curriculum to all students. Beginning in 2016-17, the Schuyler Education Foundation began supporting free tuition for all junior and senior students who enroll in dual and/or college credit classes. Students receiving a B or above may enroll in a second class or receive tuition reimbursement for successful completion. **See enclosed information*

	School Year	**Classes**
a.	2015-16	less than 10 students completed
b.	2016-17	160 classes
c.	2017-18	96 classes (first semester)

11. **ELL Rates:** From 2012-13 to 2015-16, the enrollment of Limited English Proficient students doubled from 9.27% to 19.76%, yet overall graduation rates remain constant.

12. **Work vs School:** Recent survey information indicates that 43 high school ELL students work full-time (40 hours) in addition to attending school. Many of these students work the night shift at Cargill in Schuyler, Madison or Hormel at Fremont and attend school during the day. Many of these students are either the major wage earner in the home, paying rent, or immigration debt. At times, we have students who can't keep the schedule, and need a semester to find a balance. These are amazing students who see the importance of education but are confronted with the need to work for their family.

13. **Absenteeism:** Chronic absenteeism (18 days) reported as 16% for 2016-17.

	Unexcused absences	**Average Daily Attendance**	
a.	2013-2014: 5.49%	2013-2014	93.38%
b.	2014-2015: 4.50%	2014-2015	91.63%
c.	2015-2016: 5.39%	2015-2016	91.98%
d.	2016-2017: 2.09%	2016-2017	92.62%
e.	2017-2018: 3.32%	2017-2018	93.40% August-February

14. **Cargill Vacation Schedule:** Over 80% of our parents are employed by Cargill Meat Solutions. Vacation time is scheduled by seniority and on a first-come basis throughout the

school year. Our absentee rates are affected by the work schedules of their parents. Many of them actually leave the country during their vacation (2 weeks).

15. **Evidence Based Analysis (EBA):** NDE officials reported that Schuyler Central High School has asked for more help than any other school district on the EBA. The EBA is a set of subjective questions asking teachers and administrators their opinions on their current conditions at the school. The results used in this designation were compiled prior to the award of the high school improvement grant in the fall of 2016.

16. **Refund of Federal Funds for Professional Development:** NDE officials reported that Schuyler Community Schools returned funds designated for professional development for the 2016-17 school year. Professional development, supported by the Title III grant, was completed at a cost below the grant allocation. Remaining Title III funds, designated for professional development, were reallocated and approved in the 2017-18 application.

17. **Professional Development:** Over the past four years, Schuyler Community Schools has invested $1,082,577 in the professional development of our staff. This investment is evidence of the district's commitment to recruit, develop, evaluate, and retain staff. The suggestion that we do not invest in professional development for our entire staff is unfounded and absurd. We challenge any district our size to demonstrate this level of commitment.

18. **Staff Recruitment and Retention:** In 2014-15, teacher retention was below 75%. Over the past 3 years, teacher retention has been above 90%. Recruiting new teachers to live in the district is difficult. The "Priority" designation and press in the newspapers has already had an adverse effect on 2 new recruits to the district this spring.

19. **Option Enrollment Students:** Schuyler Community Schools has experienced an outward migration of Caucasian students since the early 2000's. Over the past three years, parents have begun to cancel options to other schools and the option enrollment trend is reversing. The "Priority" designation has had a negative impact on the confidence of our parents, patrons, and community.

20. **Elpa21 Results:** NDE officials reported that no Schuyler Central High students were proficient on the Elpa21 for the past two years. 2015-16 scores were **"not reportable"** due to the change from ELDA to Elpa21. In 2016-17, 3,339 Nebraska high school students took the Elpa21, 66 students were proficient (1.9%). This means that we needed 2 students proficient to meet the state average. From 2004-2015, 100 Schuyler Central High School students were proficient on the ELDA. Our ELL staff is highly educated and competent.

21. **Strategic School and Community Planning:** Over the past 4 years, the school district and community of Schuyler have collaborated on developing comprehensive strategic planning initiatives. These plans address many community issues that support housing, childcare, early childhood education, bilingual education, and parent & community engagement. The school district has enlisted the support of the business community, foundations, and grant opportunities to promote student & adult education, vocational education, expansion of the Arts, and college and career focused programs.

22. **Prejudice and Image:** Over the past two years, our students and community have come under increased scrutiny. Our students have been victims of prejudice, racial slurs, and

derogatory comments leading them to question their legitimacy in our country. This "Priority" status is another obstacle for them to overcome.

23. **Advance Ed Accreditation:** Schuyler Community Schools is an Advanced Ed Accredited school district. This is the highest accreditation status in Nebraska. We just hosted an external team to review all programs in the district and are awaiting the final results. In their closing interview, all members of the team expresses their high regard for our programs and the commitment of students, staff, parents, and community patrons to be engaged in contributing to the quality of our school. We had initially asked to wait for this presentation until April so that it could be included in our packet. We will provide a copy of this review when it is available to us.

In closing, we ask the Nebraska State Board of Education to review the information included in the manual and reconsider Schuyler Central High School's "Priority" status for 2017-18 school year. The data presented demonstrates our commitment to providing a quality education for <u>all</u> students in our district and our capacity for continuous improvement. We believe the creation of "Demographically Changing" schools, created by the Department of Education is another label that is racially motivated and promotes additional prejudices on schools of high immigrant populations.

School	School Type	Total Student Membership	EL Student Population	EBA Requests 2015 to 2017	Status 2015	Status 2016	Status 2017	Chronic Absenteeism	Improvement 2 yr. ave. 15 and 16	Growth	Reduction in Non-Proficiency	% Free and Reduced Lunch	Special Education	Years of Teaching Experience
Santee (K-12)	K-12	275												
Santee Elem.	PK-6	123		34	62.9	67.2	104.6	21.91%%	2.51	42.03	1.42			
Santee MS	7-8	76		41	57.3	61.8	93.1	36.38%	2.33	45.62	-7.2			
Santee HS	9-12	76		70	55.8	34.2		62.50%	-7.31	N/A	-6.32			
Loup County (K-12)	K-12	69												
Loup County Elem.	K-6	40		30	96.1	108.4	150	4.01%	-2.66	34.62	-11.84			
Loup County H.S.	9-12	29		30	90.3	108.3		3.23%	-6.75	N/A	-4.6			
Druid Hill (Elementary)	PK-6	331		54	70.3	76.3	125.4	16.30%	1.13	53.63	-4.7			

Improvement Adjustment (EBA)	Elem.	HS
Improvement	10.5723	11.914
Growth	85.635	N/A
Non-Proficiency	-11.549	-11.646

Chronic Absenteeism	High School	Middle School	Elem. Schools
Needs Improvement Schools	23.15%	18.45%	9.65%
All Schools in Nebraska	11.52%	5.68%	3.59%

Data used to report "priority" school designation are incomplete or unavailable. We struggle with the data used to recommend Schuyler Central High School as the school in greatest need among all schools in the "needs improvement" classification. Schuyler Central High is the only school considered with an EBA score. The EBA score is a subjective score based on a survey conducted prior to the implementation of the SIG program. The "Chronic" absentee data are taken out of context and misleading. Assumptions on student performance data are not possible with the change of academic assessments. Elpa21 data need to be considered in comparison with other school districts in Nebraska.

School	School Type	Total Student Membership	EL Student Population	EBA Requests 2015 to 2017	Status 2015	Status 2016	Status 2017	Chronic Absenteeism	Improvement 2 yr. avg.	Growth	Reduction in Non-Proficiency	% Free and Reduced Lunch	Special Education	Years of Teaching Experience
Howard Elementary	K-4 Elementary	267	7.0%	0	0	0	0	0	-5.425	43.64	-7.9	46.0%	27%	12.3
Sandoz Elementary	K-5 Elementary	312	42.9%	0	94.8	102.3	141.2	3.84%	4.62	71.7	-2.64	83.6%	14%	11.5
Average of all NI Schools (w/o OPS) (Urban and Demographically Shifting)		333		0	86.81	89.28	97.1	See Table Below	-0.98	52.38	-1.9	57.9%	11.64%	11.5
Schuyler Central	9-12 High School	573	25.0%	62	92.3	82.9		16.06%	-2.65	N/A	-0.24	68.4%	8.0%	11.6

Improvement Adjustment (EBA)	Elem.	HS
Improvement	10.5723	11.914
Growth	85.635	N/A
Non-Proficiency	-11.549	-11.646

Chronic Absenteeism	High School	Middle School	Elem. Schools
Needs Improvement Schools	23.15%	18.45%	9.65%
All Schools in Nebraska	11.52%	5.68%	3.59%

SCHS Enrollment by Ethnicity

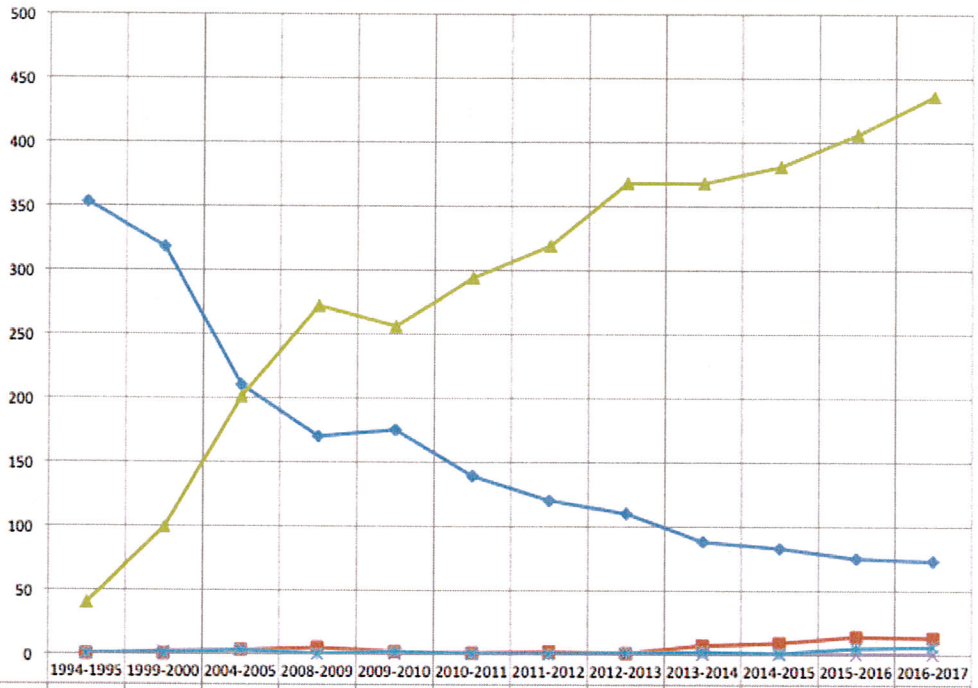

	1994-1995	1999-2000	2004-2005	2008-2009	2009-2010	2010-2011	2011-2012	2012-2013	2013-2014	2014-2015	2015-2016	2016-2017
White, not Hispanic	353	318	210	170	175	139	120	110	88	83	75	73
Black or African American	0	0	3	5	2	1	2	1	7	9	14	13
Hispanic	40	99	201	272	256	294	319	368	368	381	406	436
Asian/Pacific Islanders	0	2	3	0	0	1	0	1	0	0	0	0
American Indian/Alaskan Native	0	0	3	0	2	0	0	1	2	1	5	6

Comparison of ACT Percent Proficient with Metro Schools

School	Math	Science	English	Poverty	ELL
Elkhorn	55%	51%	62%	2%	0
Millard West	52%	53%	65%	7%	0
Gretna	53%	51%	60%	8%	0
Bennington	58%	52%	73%	10%	0
Elkhorn South	62%	61%	80%	12%	0
Platteview	41%	32%	43%	13%	0
Millard North	49%	44%	60%	14%	0
Papillion South	40%	35%	49%	17%	1%
Douglas West	47%	45%	48%	23%	0
Papillion	40%	37%	44%	26%	1%
Westside	37%	40%	52%	27%	1%
Millard South	34%	35%	47%	27%	2%
Bellevue West	34%	34%	42%	28%	0
Bellevue East	24%	24%	36%	39%	2%
Nebraska	30%	29%	39%	45%	7%
Omaha Burke	19%	25%	35%	46%	3%
Ralston	18%	20%	36%	49%	3%
Omaha Central	24%	24%	36%	54%	8%
Omaha North	16%	18%	24%	66%	1%
Omaha Northwest	4%	6%	8%	74%	10%
Omaha Bryan	4%	6%	10%	84%	11%
Omaha Benson	3%	3%	6%	84%	16%
Omaha South	9%	9%	17%	87%	14%

Schuyler High School	21%	25%	27%	80%	20%

Comparison of ACT Scores of Needs Improvement Buildings

High School	% FRL	% ELL	ACT Reading Scale Score	ACT Math Scale Score
Exeter-Milligan	20.65%	*	19.3	20.2
Callaway	29.59%	*	20.2	21.4
Wilcox-Hildreth	35.48%	*	18.7	21.3
Perkins County	36.63%	*	21.3	21
Bancroft-Rosalie Jr/Sr	41.51%	*	21.3	21.7
Dundy CO Stratton	41.61%	6.71%	17.2	17.6
Allen	43.30%	*	17.2	17.8
Omaha Burke	45.38%	2.64%	17.4	17.5
Loup County	46.43%	*	-	-
Pawnee City Secondary	48.89%	*	18.6	21
Ralston	49.77%	2.70%	17.1	17.4
Omaha Central	50.84%	7.66%	17.6	18
Lewiston	51.09%	*	14.6	15.9
Lynch Secondary	53.57%	*	-	-
Omaha North Magnet	59.53%	0.99%	15.3	16.6
Omaha Northwest Magnet	68.75%	10.49%	12.3	14.3
Lexington	74.00%	18.93%	16.1	17
Bryan	74.12%	10.76%	13.6	15.3
ELBA Secondary	75.00%	*	14.2	14.7
Winnebago	75.45%	*	12.7	14.7
Benson Magnet	78.79%	16.64%	12.8	15.2
Schuyler	**80.49%**	**20.45%**	**14.7**	**16.4**
Omaha South Magnet	82.42%	13.57%	14.4	15.6
Minatare	85.71%	9.52%	15.6	17.4
Walthill	95.17%	11.04%	8.1	9.6
Santee	98.67%	*	11.6	13.1

Percent Proficient in Reading - District							
	2010	2011	2012	2013	2014	2015	2016
3rd	41%	67%	86%	87%	92%	84%	90%
4th	39%	57%	49%	82%	75%	83%	87%
5th	44%	46%	45%	67%	87%	78%	88%
6th	44%	62%	59%	56%	75%	81%	79%
7th	60%	74%	64%	59%	79%	62%	81%
8th	53%	62%	57%	78%	65%	73%	68%
11th	49%	48%	58%	63%	61%	69%	58%

2017 Change to NeSA ELA – Scores not to be compared

Percent Proficient in Math - District							
	2011	2012	2013	2014	2015	2016	2017
3rd	73%	87%	89%	91%	88%	84%	82%
4th	42%	41%	85%	85%	91%	90%	86%
5th	27%	41%	79%	87%	74%	85%	82%
6th	38%	46%	36%	62%	77%	71%	78%
7th	54%	51%	52%	61%	61%	76%	57%
8th	43%	44%	61%	60%	62%	53%	67%
11th	44%	49%	52%	37%	44%	36%	

SCHS Nesa Results

11th Grade NeSA Reading Data All Students

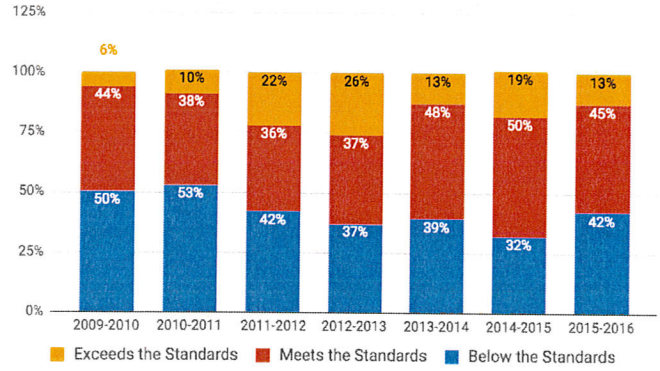

11th Grade NeSA Reading Data Low Income Students

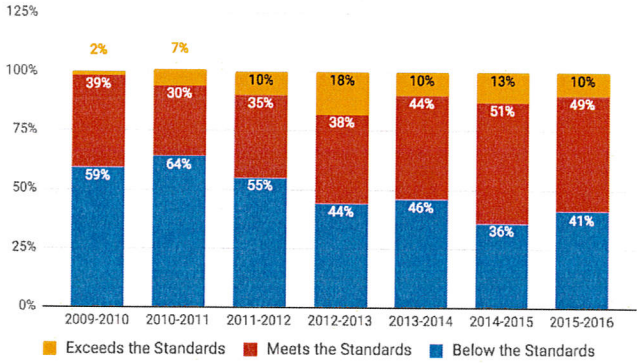

11th Grade NeSA Reading Data Female Students

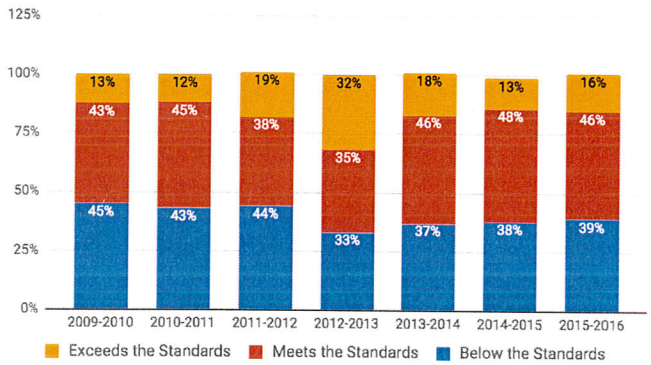

11th Grade NeSA Reading Data Male Students

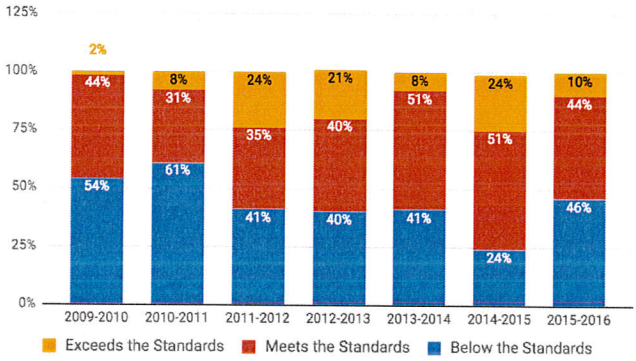

11th Grade NeSA Reading Data White Students

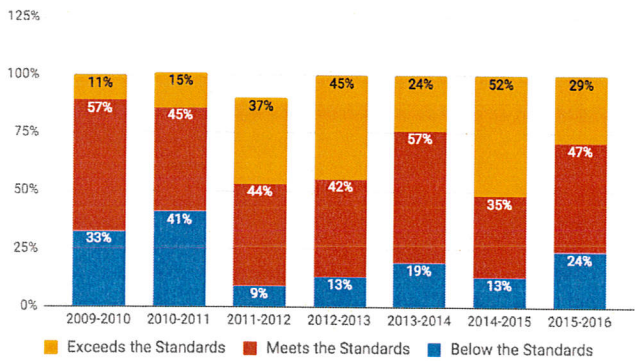

11th Grade NeSA Reading Data HIspanic Students

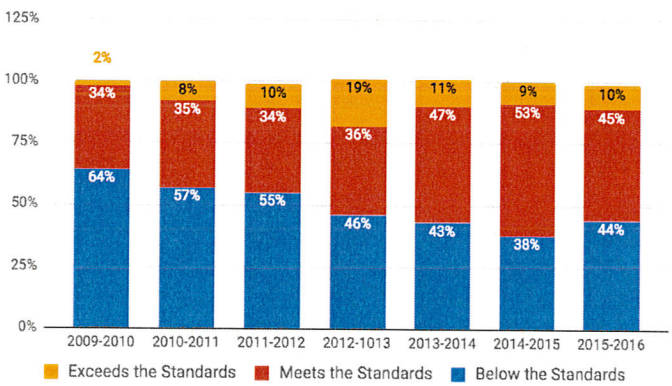

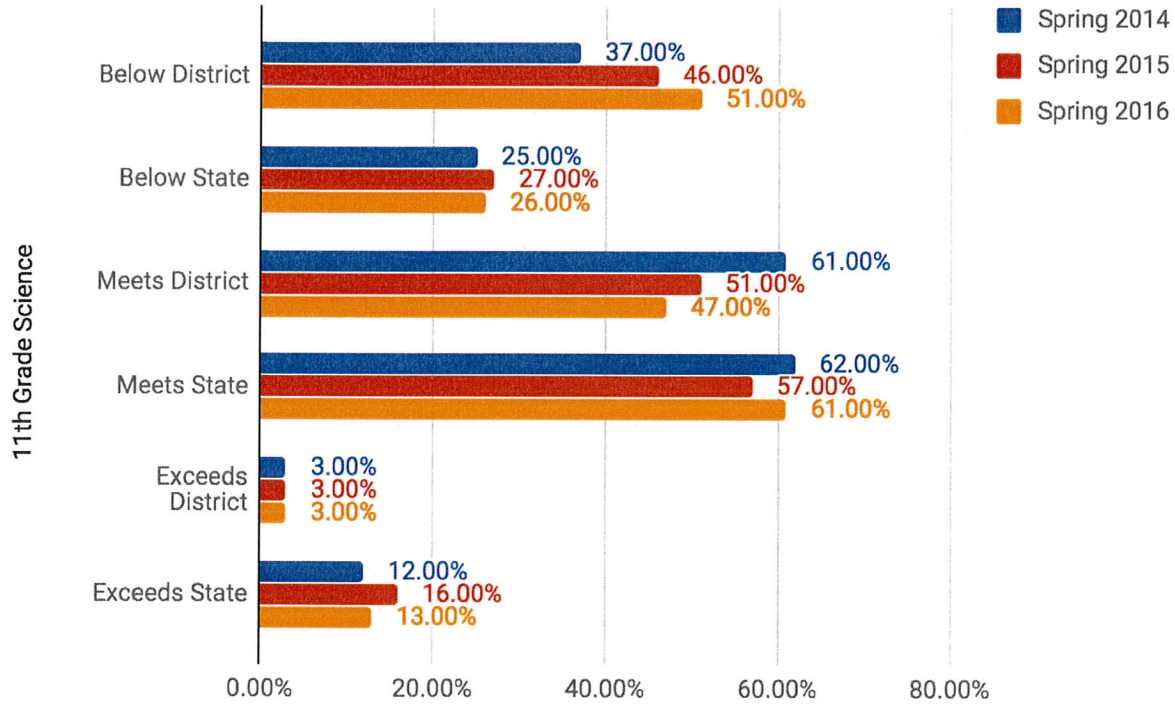
11th Grade Science
Spring 2014
Spring 2015
Spring 2016
Below District
37.00%
46.00%
51.00%
Below State
25.00%
27.00%
26.00%
Meets District
61.00%
51.00%
47.00%
Meets State
62.00%
57.00%
61.00%
Exceeds District
3.00%
3.00%
3.00%
Exceeds State
12.00%
16.00%
13.00%
0.00%
20.00%
40.00%
60.00%
80.00%

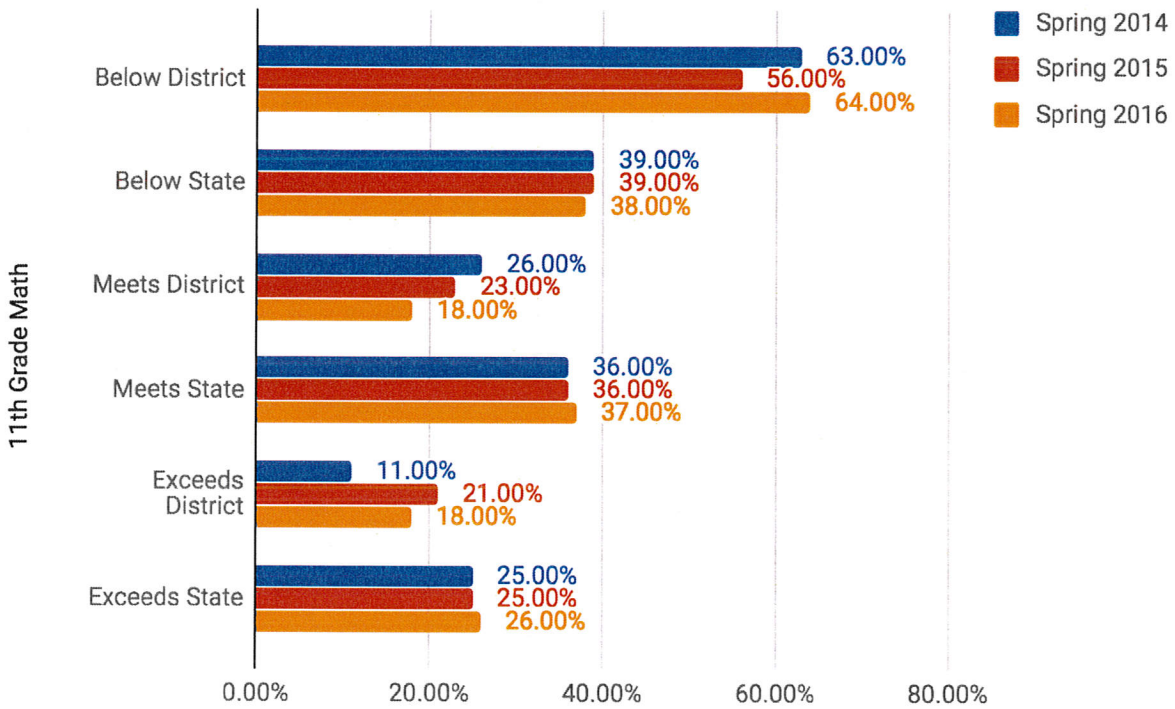
11th Grade Math
Spring 2014
Spring 2015
Spring 2016
Below District
63.00%
56.00%
64.00%
Below State
39.00%
39.00%
38.00%
Meets District
26.00%
23.00%
18.00%
Meets State
36.00%
36.00%
37.00%
Exceeds District
11.00%
21.00%
18.00%
Exceeds State
25.00%
25.00%
26.00%
0.00%
20.00%
40.00%
60.00%
80.00%

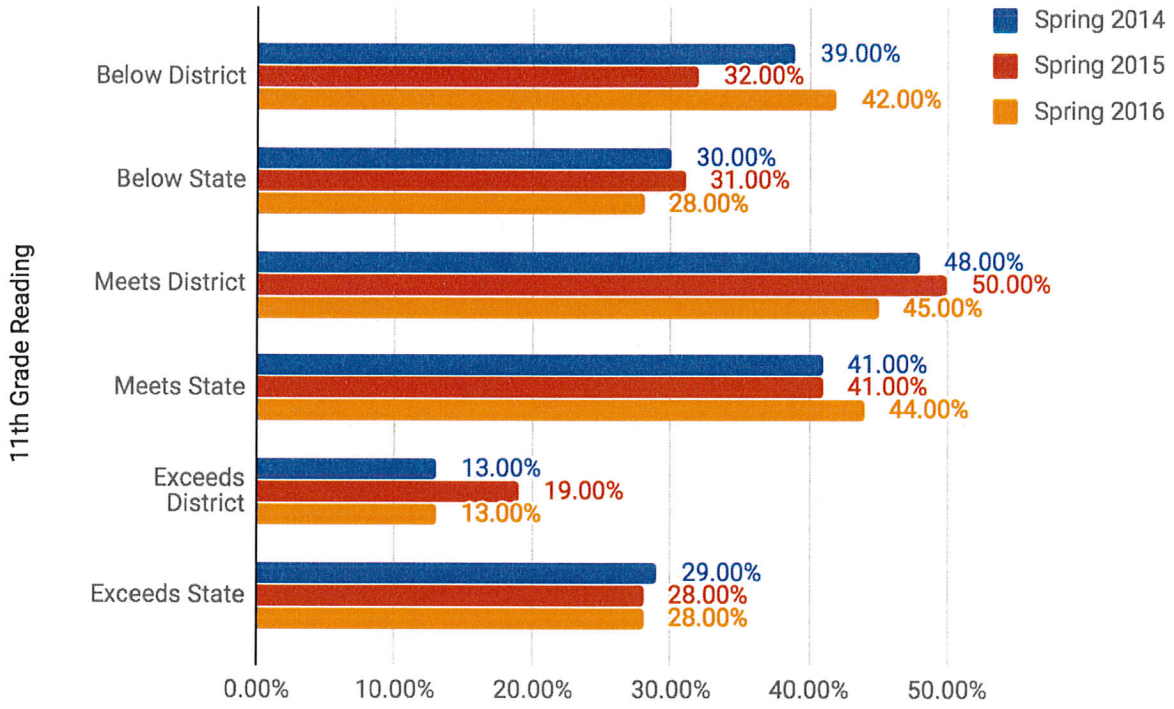

Percentage of Limited English Proficient Students

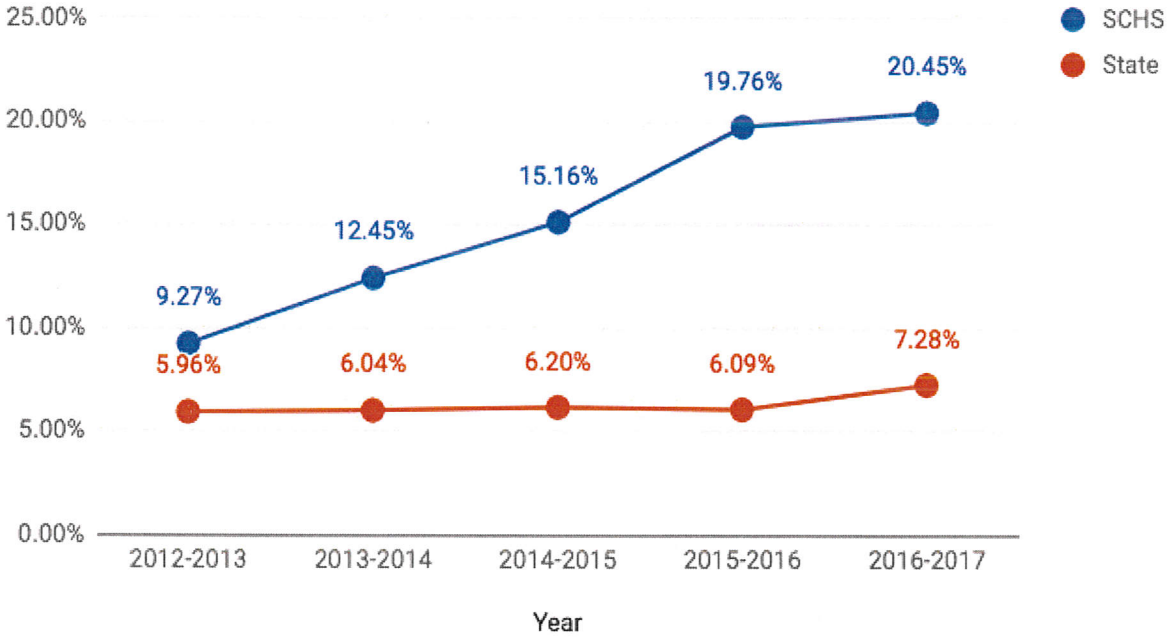

Graduation Rate Information
Schuyler Central High School

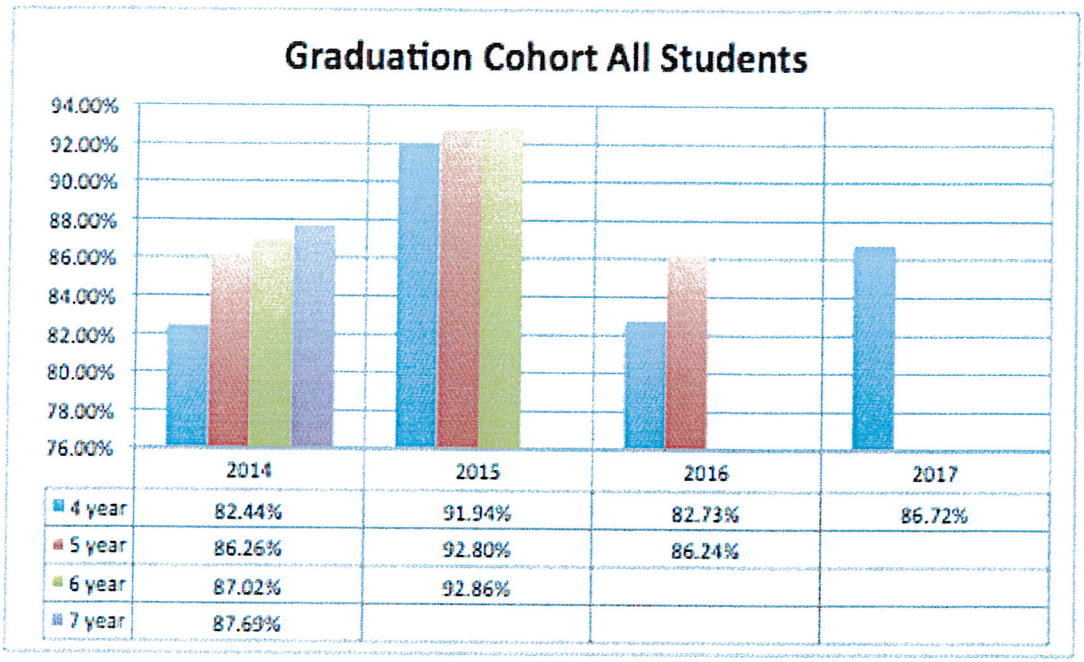

Schuyler Central High School has also maintained a high level of rigor for graduation requirements.

TOTAL CREDITS REQUIRED FOR GRADUATION

School	Graduation Requirements
Columbus High	260
Schuyler	**255**
OPS	245*
David City	240
Lakeview	240
Ralston	240
Callaway	240
Seward	235
Lexington	220
Crete	220
North Bend	220

*OPS calculates each year-long course as two credits. They require 49 total credits in their system.

Chronic Absence Report

Year	Total Chronic Absent	Total Students	Percentage of Chronic Absent
2013-2014	27	492	5.49
2014-2015	22	489	4.50
2015-2016	28	519	5.39
2016-2017	12	574	2.09
2017-2018*	20	603	3.32

*From August 7, 2017 to February 2, 2018

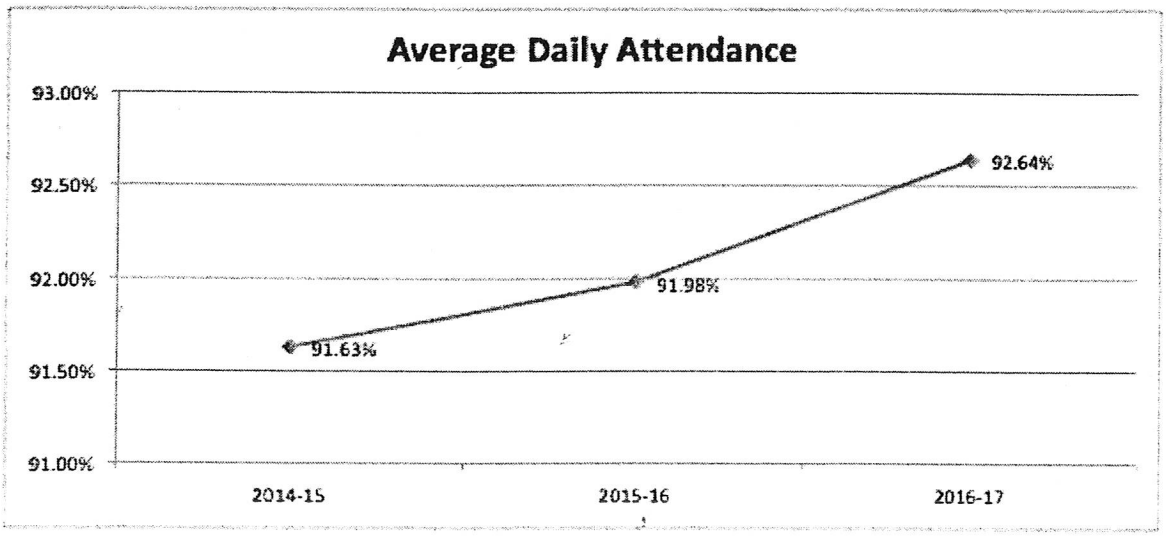

Chronic Absenteeism is just one stat. Average daily attendance measures the percentage of students who are in school on average each day. The average daily attendance has been increasing every year over the last three years.

17-18 Drop Out Summary

Total Dropouts by Year:

15-16 = 21
16-17 = 12
17-18 = 12

Dropout Ethnicity:

Whites = 8.9%
African American = 2.2%
Hispanic = 88.9%

Dropout by Gender:

Males = 62%
Females = 38%

Dropouts by Location:

Guatemala = 36%
Mexico = 4%
Honduras = 2%
El Salvador= 2%
Texas = 2%
California = 2%
Schuyler = 29%
David City = 2%
Rising City = 2%
Lexington = 2%

Dropouts by Guardianship:

Lived with parents = 51%
Lived with guardians (may or may not be related) = 44%
Lived on own = 2%

Dropout Reasons (reasons may overlap; e.g. lack of formal education AND needing to work, etc.)

Lack of formal education (Completion of Gr. 6 or less in home country) = 65%
Working to support self, family/children, and/or others = 57%
No reason given = 33%
Moved within or outside of U.S., no record of enrollment in other school = 13%
Academic and/or Attendance reasons (sped, TBI, etc.) = 13%
Homeless/Ran away = 4%
Incarceration = 2%
Academic and/or Attendance reasons (sped, TBI, etc.) = 13%
Mental Health issues = 2%

Enrollment Age:

15 yrs. = 9%
16 yrs. = 13.%
17 yrs. = 44%
18 yrs. = 29%
19 yrs. = 4%
20 yrs. =9%

Age at time of withdrawal:

Below 18 yrs. = 20%
18 yrs. = 16%
19 yrs. = 11%
20 yrs. = 9%

College/Dual Credit Classes through Wayne State and Central Community College

College Class	2016-17 Enrollment	2017-18 Fall Enrollment
Human Biology	4	0
Public Speaking	41	17
Work Specialist	5	0
Advanced Chemistry	14	14
English Composition	32	19
American History	14	16
Intro. To Business	6	12
Intro. To Entrepreneurship	9	1
American Government	8	4
Intro. To Humanities	8	7
Intro. To Sociology	8	0
Intro to Psychology	11	6
Total College Classes	160	96

Grades Earned	2016-17 Year	2017-18 Fall Sem.
A	88	30
B	45	6
C	10	2
D	6	0
F	9	1
Incomplete	3	0

Credits Earned	2016-17 Students	2017-18 Students
3 - 5 College Credits	34	30
6 - 8 College Credits	18	8
9 - 11 College Credits	9	3
12 - 14 College Credits	7	13
15 - 18 College Credits	2	0
19 + College Credits	1	0

*** Juniors and Seniors are eligible for College Credit Classes

*** 2017-18 Enrollment is Fall Semester Only

***Did not include students who received a C or below in credits earned

*** Less than 10 students earned dual credit in 2015-16

iObservation Data

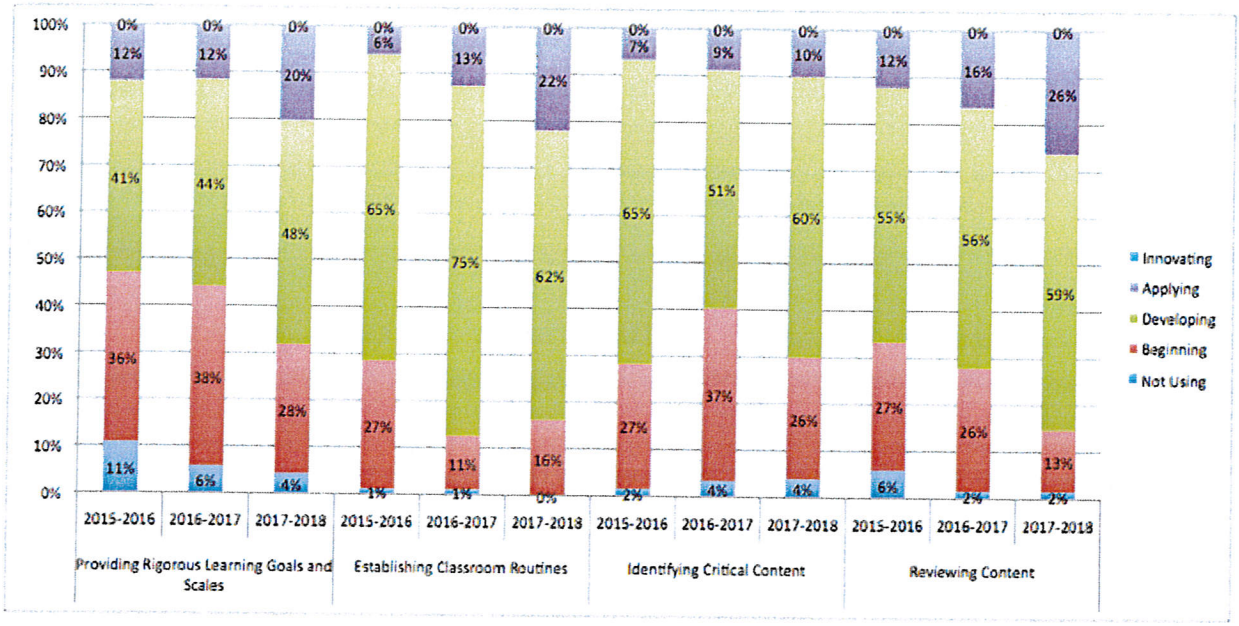

This chart demonstrates improvements that have been made at Schuyler Central High School in the last three years of observation data. Within our observation system, teachers can be scored on a five point scale. The levels of the scale are:

- Not using - the strategy was called for but not exhibited.
- Beginning - Uses the strategy incorrectly or with parts missing
- Developing - Uses the strategy, but the majority of students are either not monitored for or not displaying the desired effect of the strategy.
- Applying - Uses the strategy and monitors for evidence of the extent to which the majority of students understand and display the desired effect of the strategy.
- Innovating - Adapts and creates new strategies for unique student needs and situations in order for the desired effect to be evident in all students.

The goal is to get teachers to the applying level. As can be seen, the percentage of teachers scoring in the not using and beginning levels have decreased while the developing and applying levels have increased.

Nebraska School District Per Pupil Cost 2016-17

District	PPC
Bennington	$9,137
Gretna	$9,356
Millard	$9,549
Elkhorn	$10,009
Norris	$10,108
Papillion	$10,280
Schuyler	$10,378
Waverly	$10,516
Blair	$10,586
Scottsbluff	$10,591
Alliance	$10,608
Kearney	$10,627
North Platte	$10,671
Amherst	$10,732
Norfolk	$10,786
Fremont	$10,852
Gering	$11,144
Grand Island	$11,187
Lincoln	$11,274
Bellevue	$11,291
Ralston	$11,319
Wayne	$11,347
Holdrege	$11,365
Milford	$11,367
McCook	$11,487
Omaha	$11,582
Gothenburg	$11,630
Hastings	$11,675
Wahoo	$11,728
Arlington	$11,768
Westside	$11,780
Columbus	$11,790
Beatrice	$11,981
Northwest	$11,982
Ashland	$12,031
Sidney	$12,126
Louisville	$12,159
Lakeview	$12,169
Mitchell	$12,285
Malcolm	$12,339
So. Sioux City	$12,358
Chase County	$12,409
Plattsmouth	$12,518
Johnson	$12,524
Seward	$12,583
Wilber	$12,590
West Douglas	$12,633
Palmyra	$12,642
York	$12,734
Cozad	$12,833
Syracuse	$12,922
Nebraska City	$12,956
Overton	$12,984
Lexington	$13,004
Hershey	$13,045
St. Paul	$13,132
Chadron	$13,160
Gibbon	$13,177
Minden	$13,183
Crete	$13,219
Aurora	$13,303
Ord	$13,437

District	PPC
Ogallala	$13,450
Sutton	$13,509
Doniphan	$13,554
Auburn	$13,608
Logan View	$13,612
Ponca	$13,631
Pierce	$13,644
Raymond	$13,669
Springfield	$13,713
Wakefield	$13,740
Yutan	$13,953
Freeman	$14,049
Battle Creek	$14,072
Gordon	$14,186
Conestoga	$14,212
Pleasanton	$14,225
Arapahoe	$14,240
Tekamah	$14,243
Cedar Bluffs	$14,245
West Point	$14,316
Centura	$14,349
Madison	$14,387
O'Neill	$14,395
Elmwood	$14,402
Adams Central	$14,411
Kenesaw	$14,477
Ravenna	$14,503
Falls City	$14,538
North Bend	$14,591
Superior	$14,627
Bayard	$14,632
Fairbury	$14,648
McCool Junction	$14,692
Elm Creek	$14,708
Sutherland	$14,738
Fort Calhoun	$14,765
Cross County	$14,779
Morrill	$14,779
Palmer	$14,803
Oakland	$14,808
Johnson County	$14,855
Pender	$14,856
Cambridge	$14,911
Broken Bow	$14,920
Maxwell	$14,974
Hitchcock County	$15,008
Randolph	$15,114
Homer	$15,164
Alma	$15,263
Wood River	$15,268
Loup City	$15,268
Blue Hill	$15,329
Central City	$15,519
Fullerton	$15,540
Stanton	$15,566
Osmond	$15,676
Meridian	$15,719
Humphrey	$15,766
Creighton	$15,787
Anselmo	$15,787
Elkhorn Valley	$15,807
Burwell	$15,890

District	PPC
Crawford	$15,948
Boone Central	$16,010
Crofton	$16,077
Emerson	$16,092
Southern	$16,178
Hemingford	$16,208
Diller	$16,219
Rock County	$16,233
Wisner	$16,261
Cody	$16,268
West Holt	$16,293
Bloomfield	$16,302
Neligh	$16,323
Sargent	$16,344
Minatare	$16,349
Hay Springs	$16,362
Callaway	$16,456
Kimball	$16,498
Heartland	$16,507
Bancroft	$16,542
Thayer Central	$16,588
Bertrand	$16,671
Weeping Water	$16,754
Twin River	$16,784
Ainsworth	$16,798
Axtell	$17,066
Pawnee City	$17,287
Plainview	$17,328
Sterling	$17,350
Lewiston	$17,361
Allen	$17,371
Shelby	$17,684
West Boyd	$17,698
Howells	$17,728
Wauneta	$17,734
Giltner	$17,775
Mead	$17,900
Wynot	$17,918
Shelton	$17,943
Lyons	$18,078
Osceola	$18,079
Elwood	$18,111
Fillmore	$18,124
Bridgeport	$18,153
Franklin	$18,194
David City	$18,203
Valentine	$18,290
Loomis	$18,365
Hartington	$18,367
Leigh	$18,369
Niobrara	$18,412
Friend	$18,477
Walthill	$18,491
Stapleton	$18,506
Deshler	$18,520
TriCounty	$18,538
Laurel	$18,540
Newman Grove	$18,559
Stuart	$18,611
South Central	$18,641
Paxton	$18,651
Unified One	$18,665

District	PPC
Perkins County	$18,700
Wallace	$18,733
Scribner	$18,751
Winside	$18,860
Leyton	$18,861
Red Cloud	$18,994
Dorchester	$19,068
Garden County	$19,195
Centennial	$19,259
Clarkson	$19,305
Harvard	$19,337
Umonhon	$19,342
St. Edward	$19,442
Hampton	$19,531
Eustis	$19,548
Southern Valley	$19,705
Sumner	$19,705
Silver Lake	$19,740
Southwest	$20,000
Arnold	$20,066
Dundy County	$20,157
Creek Valley	$20,253
Medicine Valley	$20,381
Maywood	$20,659
Humboldt	$20,932
Hyannis	$20,979
Ewing	$21,211
Brady	$21,300
Mullen	$21,533
East Butler	$21,859
South Platte	$22,164
Ansley	$22,267
Chambers	$22,413
Wilcox	$22,538
Arcadia	$22,660
High Plains	$22,765
Potter	$22,852
Riverside	$23,105
Winnebago	$23,152
Elba	$23,508
Arthur County	$23,633
Elgin	$24,452
Thedford	$24,578
Shickley	$24,714
Banner County	$24,754
Central Valley	$24,820
Sandhills	$26,315
McPherson County	$26,929
Bruning	$27,069
Exeter	$27,278
Wausa	$27,543
Sioux County	$28,864
Keya Paha	$29,345
Litchfield	$29,451
Loup County	$31,156
Wheeler Central	$31,577
Hayes Center	$31,672
Santee	$34,213
Lynch	$40,047

BERT PETERSON

1058 S. ST. JOSEPH AVE. / HASTINGS, NE 68901 / (402) 462-7315
br_peterson@charter.net

February 15, 2018

Mr. Daniel Hoesing, Ed.D
Superintendent Schuyler Public Schools
401 Adams St.
Schuyler, NE 68661

Re: 2016-17 NeSA and ACT Performance

Dear Superintendent Hoesing,

It was good to talk to you on Tuesday, as I later indicated there is available data from the Nebraska Educational Portal to do the comparisons with adjustments for the high poverty rates within the Schuyler Community School district as we discussed.

You all have done such a great job against some formidable odds such as high FRL rates (and high depth of poverty) and high ELL rates. As you know I hate comparisons of educational data because every district, every school, every teacher faces different, mostly unmeasurable challenges. But this comparison is at least a bit fairer than those we see today. I have only included the English and math results in the NeSA test results (elementary and middle school) but have expanded that to also include the science and composite results for the ACT test (high school.)

As a step to making a fairer comparison we can compare schools in the Schuyler district with the schools in the 24 large districts that have similar FRL rates. Again, note that every school faces different challenges and this work only accounts for the poverty impact. It does not include the impact of depth of poverty, high ELL rates, mobility rates or even rates of homelessness.

Elementary Schools:

Schuyler Elementary School is shown in **RED** along with the other 267 large district elementary schools in Nebraska. Each of the 268 elementary schools (267 large district elementary schools plus Schuyler Elementary) is shown as a dot on the chart positioned vertically based upon its average test score and horizontally by its poverty rate. The blue line is a best fit line[2] to the 268 schools. This best fit line is known as the regression line.[3]

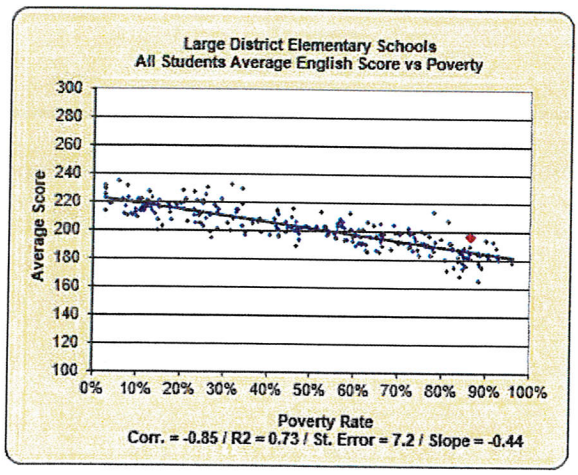

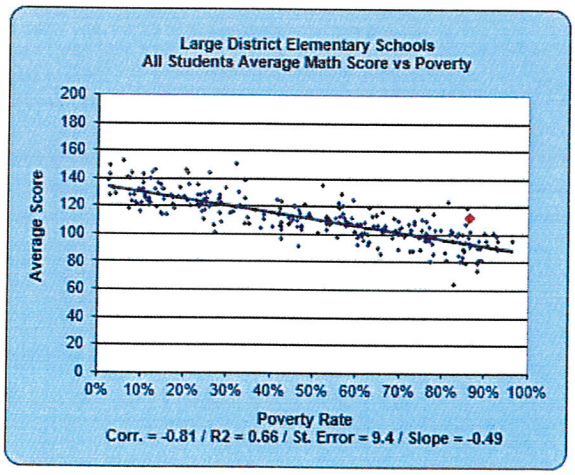

For Schuyler Elementary School we see:

- English - A score of 9.6 points above the regression line or 1.3 standard deviations above the regression line and
- Math - A score of 18.1 points above the regression line or 1.9 standard deviations above the regression line

This performance is well above any chance variation. In my view this is fantastic performance for any district but particularly outstanding given that we are ignoring so many other challenges that your district faces. The higher level of math performance is likely due to math being less language dependent. This is also seen in middle and in high school

Mr. Daniel Hoesing, Ed.D
February 15, 2018

Middle School:

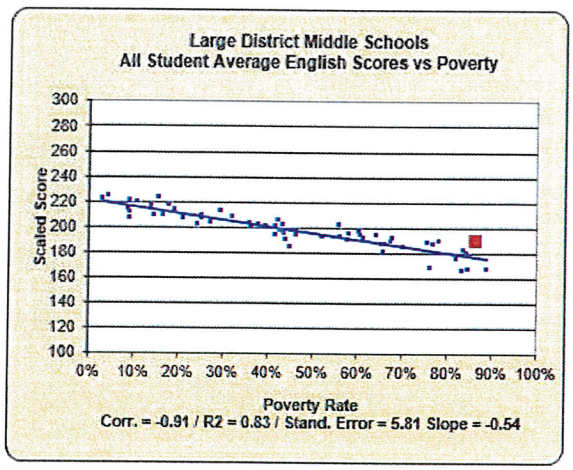

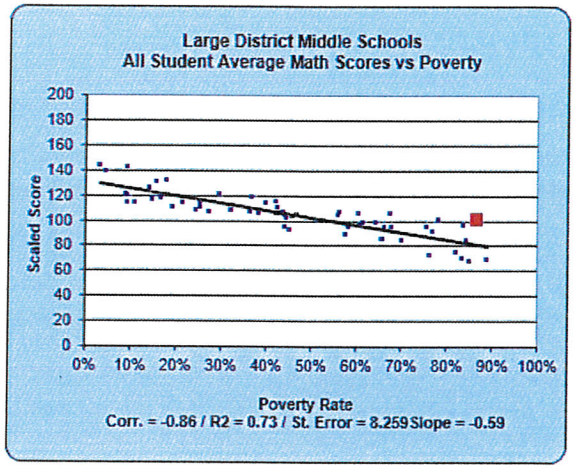

For Schuyler Middle School we see:

- English - A score of 13.3 points above the regression line or 2.30 standard deviations above the regression line and
- A score of 19.6 points above the regression line or again, 2.3 standard deviations above the regression line

Clearly your middle school did well compared to the other large district middle schools in Nebraska at comparable poverty levels. Again, this is fantastic performance given that only poverty is being accounted for.

High School:

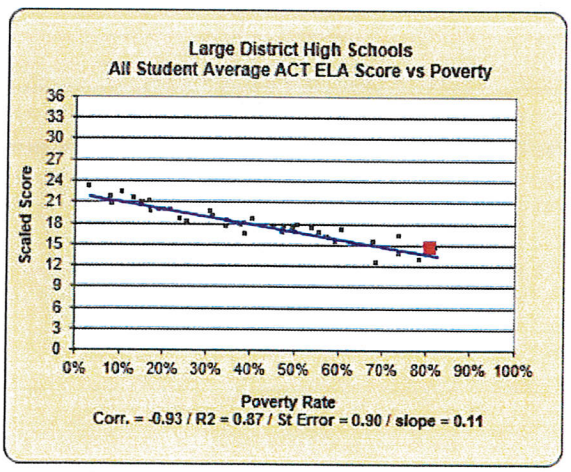

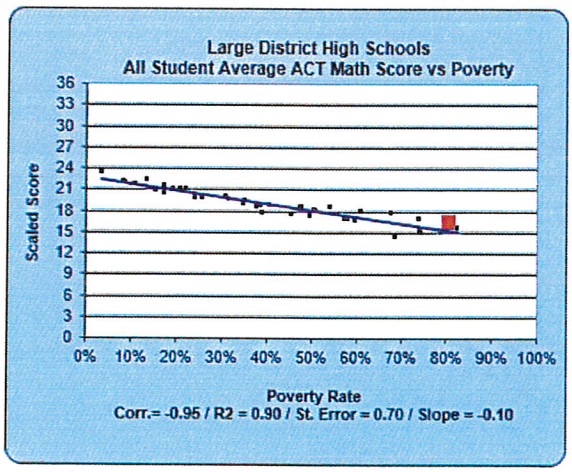

Mr. Daniel Hoesing, Ed.D
February 15, 2018

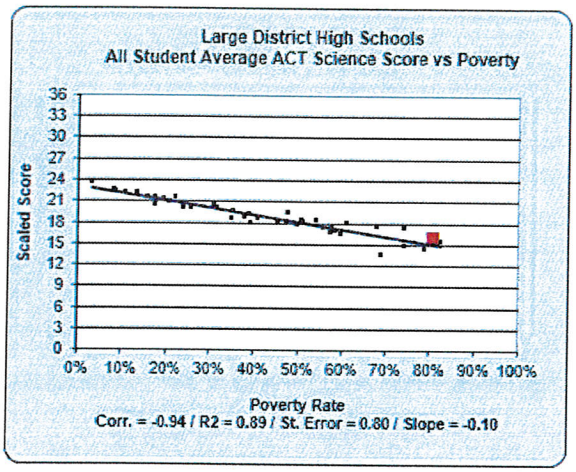

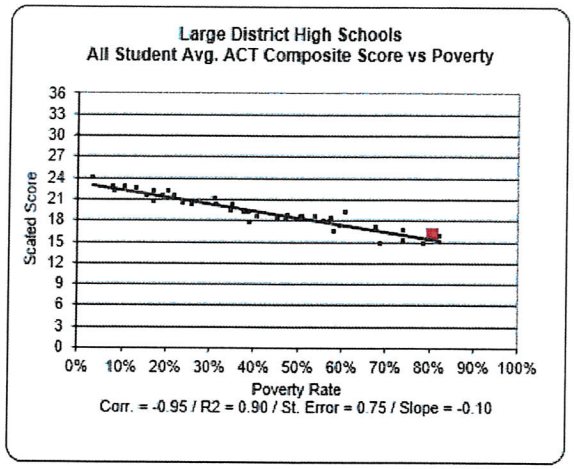

The only high school in my 24 large district universe with a higher poverty rate was Omaha South High School at 82.42%.

For Schuyler High School in the 2016-17 ACT tests (with a maximum score of 36.0 points) we see:

- English Language Arts - A score of 1.06 points above the regression line or 1.2 standard deviations above the regression line
- Math - A score of 1.18 points above the regression line or again, 1.7 standard deviations above the regression line
- Science - A score of 1.12 points above the regression line or again, 1.4 standard deviations above the regression line
- Composite Score - A score of 0.73 points above the regression line or 1.0 standard deviations above the regression line

Your high school also did well compared to the other large district high schools in Nebraska at or near your poverty level. This is especially impressive in that this is a college readiness test, not the usual test that your students see.

It is interesting and a bit frustrating how the media and the public don't understand that Schuyler is not Elkhorn or Bennington school district, yet they denigrate your district when you don't get the same results as these more affluent districts and presumably less challenged districts.

Congratulations on a great year. It makes me so proud of the quality of educators we are blessed with in Nebraska.

Sincerely,

Bert Peterson

NASB
Nebraska Association of SCHOOL BOARDS

March 1, 2018

Nebraska State Board of Education
301 Centennial Mall South No. 6
Lincoln, Nebraska

Dear Members of the State Board of Education,

As a Director for the Nebraska Association of School Boards for the past 12 years, I am writing in support of the Schuyler Community Schools. I have worked collaboratively with the Board of Education, district and building level administration, the certified staff, and community stakeholders to engage in the discussion and development of a working plan to progress the school district. The Association embarked upon a cooperative working relationship, more than four years ago, with the Board of Education, administration, certified staff, students, and community in the development of a comprehensive strategic plan to guide decision-making and budget development to support growth of instruction and learning for all students. Annually, thereafter, the SCS Strategic Plan is reviewed, updated, and adopted to ensure the indicators provide progressive and purposeful action to support the growth of education district wide.

In my role as Director for the Association, I have the occasion to work with a vast array of school districts across the state. While the Association is a strong advocate for school district leadership who adopt a strategic plan and engage stakeholders, this is not as common as we would prefer. Schuyler has modeled this form of proactive and progressive leadership to the benefit of the community and to ensure the district goals reflect the expectations of the community. Schuyler Community Schools is an action-oriented and student-centered school system and community. Most recently, I had the occasion to once again facilitate a district/community discussion to align the school district and community strategic plans. The attendance, participation, discussion, and outcome of this meeting is a true reflection of the unified commitment to the students of Schuyler Community Schools. The priorities identified included, but are not limited to early childhood education, childcare, and the community's role and support of career/college readiness (internships, job shadowing, mentorship, etc.).

In closing, I urge the Board to consider the progress and success the district has realized as a result of the ongoing and continued commitment to a district strategic plan that reflects the values and importance of providing students of Schuyler with a quality education in a safe learning environment.

Respectfully submitted,

Marcia R. Herring

NASB Director of Board Leadership

From: Abbie Kretz <abbie@heartlandworkerscenter.org>
Subject: Re: letter of support
Date: March 1, 2018 at 8:56:42 PM CST
To: Dan Hoesing <dan.hoesing@schuylercommunityschools.org>
Cc: Sergio Sosa <sergio@heartlandworkerscenter.org>

Hi Dr. Hoesing,

Thanks for sending us this information.

It's been a long, hectic work week, and I just realized that I was to write a letter to support SCS. I apologize for not getting one to you.

However, please know that you have full support from the Heartland Workers Center and Comite Latino de Schuyler as you pursue this case. And the arguments you all write in the report are quite compelling, but we've also been able to see first hand the good work the schools are doing to bring people together.

We would like to see if we (Sergio, Mynor, and myself) could meet with you as soon as possible to further discuss possible strategies to address the issue.

We look forward to hearing from you soon and best of luck tomorrow.

--
Abbie Kretz
Lead Organizer
Heartland Workers Center
4923 S. 24th St., Ste. 3A
Omaha, NE. 68107
402.933.6095 office
402.630.6695 mobile
www.heartlandworkerscenter.org

Nebraska State Legislature

SENATOR BRUCE L. BOSTELMAN

District 23
State Capitol
PO Box 94604
Lincoln, Nebraska 68509-4604
(402) 471-2719
bbostelman@leg.ne.gov



COMMITTEES

Vice Chairperson - Natural Resources
Transportation and Telecommunications
Building Maintenance

February 12, 2018

Schuyler Community Schools
c/o Dr. Dan Hoesing
401 Adam Street
Schuyler, NE 68661

Dear Dr. Hoesing and Schuyler Community Schools,

Congratulations once again on your accomplishment of the 2017 NebraskARTS award. I am enclosing two copies of the congratulatory Legislative Resolution 305 that I introduced before the 105th Nebraska Legislature.

You all should be very proud of your achievement. All the best for your future.

Sincerely,

Senator Bruce L. Bostelman
Legislative District 23
State Capitol
PO Box 94604
Lincoln, NE 68509-4604

February 18, 2018

To Whom It May Concern,

I have had the pleasure of working with the teachers and administration of Schuyler Central High School for the last year and a half. As an instructional technology coach for Discovery Education, I have worked closely with four teachers in particular, as well as with the entire staff, along with my colleague, Judy Martin. One of the main focus points of the all-staff sessions has been an introduction to pedagogy and various strategies and tools that will lead to a student-centered learning environment in their classrooms. Teachers looked at student engagement and how to provide opportunities for students of varied learning needs and abilities using a variety of resources and strategies. Learning targets, success criteria and effective feedback are some of the strategies introduced. Blended learning is another topic discussed, specifically how to purposely integrate technology as well as classroom management techniques. At each of the sessions, teachers collaborated on projects modeling techniques that can be implemented in the classroom.

The teachers that I have worked closely with over the last year and a half have made instrumental changes in their teaching methods and classrooms. They are providing more opportunities for the varied learning styles of their students with strategies such as group discussions, choice of assessment tools, screencasts, text-to-speech, and online websites. Using different strategies and online tools, teachers are now able to receive feedback from all their students, not just the few that volunteer to answer in class. Chemistry and physics students have been using the Discovery Education Science Techbook which includes embedded video, simulations, images and hand-on activities along with text that can be read aloud, has a changeable reading level, and online highlighting and note-taking tools. Students in all the classrooms I have worked in are aware of their learning targets and show what they have learned in various ways, often using assessments other than the traditional paper and pencil methods. They have created videos, presentations, surveys and movie trailers. Students who previously did not participate in class discussions often became group leaders for their small groups. Students have taught their classmates after researching topics and then learned from each other. The classrooms are much more learner-centered than when I first began working at Schuyler Central High School. They are more engaged in their learning and are held accountable for it. Change is occurring in classrooms throughout the school. I look forward to continuing this work having seen growth in the teachers I coach as well as in other classrooms.

Sincerely,

Suzanne Wesp
Professional Development Consultant, Discovery Education
San Juan Capistrano, CA

During my time at SCHS I have seen the following changes:

Teachers are using technology to engage students in the learning process but having them explore, create and collaborate rather than just listening to the teacher

Students are engaged in conversation and exploration regarding topics. They are questioning and debating topics and challenging information as fact or assumption

Teachers are exploring various methods of teaching such as flipped classroom, student lead discussion, student presentation using various methods of delivery, addressing various learning modes, and hands-on exploration.

Few classrooms are in industrial rows and lecture delivery is very limited. Collaboration throughout the lesson is focused

Various levels of language and learning are being addressed through visual and verbal methods rather than rote memorization.

Teachers are more comfortable with trying new methods and taking chances in their instruction

Teachers strive to instill in students responsibility for their actions and provide them with extra help and time

The level of questioning asked of students has increased beyond simple regurgitation into giving an answer and then citing evidence to back up that answer

Teachers are forcing students to think

Judy Martin
Discovery Education

What it is like to Be A Schuyler Warrior

As our current Athletic Director, former Head Coach of 22 years and a parent who raised three boys who competed in numerous activities in this district I would like to give you a little perspective on what it is like to be a "Schuyler Warrior". I have been is this district forever, I graduated from Schuyler High in 1984 when our population was 98% white and mostly comprised of farm kids. We look much different today, with nearly 80% Hispanic along with students from 27 other countries. I have watched our district change over these years and believe even more today that kids are kids regardless of their color, their language or their place of birth.

So why am I writing this, I probably have not told you anything you already do not know. I am writing this so you have a little insight on what our district deals with on a regular basis. First of all our parents who attend games hear the comments from other fans on a regular basis. "Ya we are playing a bunch of Mexicans, it should be an easy game." "Those kids can't even speak English." "Wait until Trump sends them all home." Those are just some of the things that our fans hear about their kids.

Our coaches have a team that in many cases does not have the experience, skill level or resources to compete with many of their opponents. Our kids do not go to summer camps, lift weights or work on skills in the off-season because their families do not have the resources to do this. Our coaches have to tell our kids to use good sportsmanship and not retaliate regardless of how they are treated.

What about our athletes. They are called racist names; they are spit on by other opponents and told to go back home or wait until Trump builds the wall. They see other student bodies bring dozens of Trump signs to our games and watch their administration do nothing and say this is just freedom of speech. They see other opponents specifically target our players to intentionally take them out of the game and in some cases the officials look the other way while this happens. When a locker room has been left a mess and unflattering comments are written on the board we are the first team to be accused of this and when it is found that it was another team who is 95% white our kids get no apology.

So when I see our parents, our coaches and our students walk on to a field, a court or a mat and compete as hard as they can with dignity, respect and great sportsmanship it makes me very proud to be a Warrior. When I see other teams who treat our kids poorly, I know that these actions are fostered by the comments that these kids hear at home or from their coaches. When I see one of our Hispanic kids being treated poorly and I see my son and some of his white friends stand up for their team mates I know we have done something right here at Schuyler. It is hard to really give you perspective on what it is like to grow up in a district like ours. You can really only understand it if you are from Lexington, Madison, South Sioux City, Omaha South or the other hand full of districts who are like us.

Our kids do not want your pity, they do not want you to take it easy on us, they do not want any apologies. All we want is for you to have a little perspective on what it is like to be a parent, a coach and a student in our district. "Walk a mile in our shoes" and you may think a little more before you act and you may think about what example you are setting for others to see.

Jim Kasik, Assistant Principal & Athletic Director, Schuyler High School **"Proud to be a Warrior!"**

Leading Serving Supporting
ESU 7
2657 44th Ave. • Columbus, NE 68601
402.564.5753 • FAX 402.563.1121
www.esu7.org
Larianne Polk, Administrator

March 1, 2018

To whom it may concern,

I am writing this letter on behalf of Schuyler Community High School in the capacity of Chief Administrator of the Educational Service Unit 7 (ESU 7) in Columbus, NE.

The ESU works with Schuyler Community Schools at all grade levels. They are an active part in determining the services provided by the ESU to their district. Decisions for services are made after considering their data, identifying their challenges, and prioritizing their needs. Schuyler Community Schools has participated in special education support, professional development, early childhood support, production, technology support, and most recently instructional coaching.

Schuyler has unique needs that they have spent numerous hours studying, learning about, developing relationships around, and developing plans for growth and change. The commitment to the Schuyler community is a high priority for the school district. As a partner, Schuyler Community Schools has invited us to take part in their strategic planning process. They also involve us in grant opportunities so there is an established sustainability plan, that should it need the ESU's support after it's completion, we are involved from the start.

The ESU's mission is to provide leadership and services supporting the improvement of teaching and learning. We are here for Schuyler Community High School to support them in the capacities their data directs us. Schuyler Community Schools are visionary stewards for their students, families, staff, and community.

Thank you for this opportunity to share these thoughts with you.

Sincerely,

Larianne Polk, Administrator
Educational Service Unit 7

September 13, 2017

Doug Zbylut
Nebraskans for the Arts
1004 Farnam St., Plaza Level
Omaha, NE 68102

RE: NebraskARTS Award

On behalf of my team at Nebraska Loves Public Schools, I am writing in support of Schuyler Community Schools for your NebraskARTS award. We were introduced to the staff and students in Schuyler while shooting for our latest film, Seeds of Hope. The film covers several districts but we wanted to see what things looked like in a community that had undergone significant changes with the growth of Nebraska's meat processing industry. Schuyler turned out to be the perfect place.

For the 86% of the student body coming from 11 countries and speaking 15 languages, change and upheaval have been the norm rather than the exception. The majority of them have arrived in Schuyler because of employment opportunities at the local Cargill plant. Whether it's high school students themselves working at the plant or their parents, the hours are long and the work is difficult. But for immigrants and refugees, this is what needs to be done to make ends meet. Challenges are abundant in their lives.

Schuyler Superintendent Dr. Dan Hoesing and High School Principal, Stephen Grammer realized early on, that in order for students to be successful, they would need to provide opportunities for them to release their stress and trauma. Especially for those students who spend each day struggling with language and applying their new language in rigorous academic settings. Schuyler Community Schools have found arts-based activities for students to participate in that allow them the space to express themselves and find their inner joy and peace.

As we have learned along our 7-year journey into Nebraska's schools, the most successful schools are those with strong community partnerships. Schuyler's partnership with Flood Communications is just one of their many partnerships. Not only are students exposed to careers in broadcasting, but they can see that creativity comes in many different forms. It's not just traditional art and music but writing and editing and performance art that are mediums within their reach.

For students who've spent most of their lives feeling like outsiders, Schuyler's diverse arts program has brought students into a community where they can be recognized as individuals with unique gifts to share. We applaud Schuyler public schools for their holistic approach to student success. What they've done goes far beyond art class, band, music, and theater -- they've accomplished the essence of arts education which is allowing kids to look within, find their truth, and express it in a way that is most authentic for them.

By recognizing Schuyler Community Schools with your NebraskARTS Award, you can help Schuyler become known as the district with the strong arts program rather than the district with all of the "diversity". Just imagine what that might mean to each student.

Respectfully,

Sally A. Nellson Barrett
Director/Executive Producer
Nebraska Loves Public Schools, Inc.
1112 Applewood Drive
Papillion, NE 68046

Schuyler Central High School Program and Data Summary

1. **School Improvement Plan:** Schuyler Central High School is currently in the 2nd year of a 5-year school improvement grant (SIG). We are in compliance with the requirements of the grant, changed our administrators, designed and implemented a school improvement plan, provided two years of professional development, and changed our teacher evaluation instrument. The change from NeSA to ACT complicates year-to-year comparisons of student achievement on state standards. In addition, it is unfair to judge the effectiveness of the 5-year plan on one year and one class.
    a. School Improvement Grant Goals
    b. Discovery Education Plan (August 2016 – September 2021)
    c. Discovery Education Contract (August 2016 – September 2021)
    d. Discovery Education Professional Development Plan
    e. Discovery Eduation Professional Development Summary and
    f. 2016-17 Teacher Evaluation Report from iObservation

2. **Chronic Absentee Rate:** We currently are in a cooperative agreement and grant with Colfax County and work closely with a truancy officer and county attorney to reduce the number of unexcused absences.
    a. Chronic Absentee Summary Report
    b. Crime Commission Grant (Community Based Aid Grant)
    c. Inter-Local Agreement with County of Colfax
    d. Data from NSSRS website for 2016-2017 and YTD 2017-2018

3. **Title III Funds:** Title III office reported that funds for professional development were unspent and returned. The remaining Title III funds were not sufficient to support the approved professional development grant. Updated plans for professional development were approved by NDE and 2016-17 funds were reallocated in 2017-18 Title III application.
    a. Title III professional develop summary for 2016-17 and 2017-18.
    b. Title III section from 2016-2017 Consolidated Grant
    c. 2016-17 expenditure audit report that shows PD.
    d. Title III section from 2017-2018 Consolidated Grant
    e. Marzano Teacher Evaluation Model to support English learners Workshop

4. **Graduation Rate:** The graduation rates for immigrant students often do not compete with their counterparts of non-immigrant status. Many of our students need more time to remove language, academic, economic, age, and social barriers that interfere with their academic progress toward meeting graduation requirements.
    a. Graduation requirements comparison with other Nebraska high schools.
    b. Graduation summary and data from NSSRS Validation
    c. Enrollment and drop-out summary
    d. Schuyler Central High School graduation requirements

5. **Elpa21 Results:** The Elpa21 was never used to determine designation of previous "Priority" schools. The ELDA paper/pencil assessment was changed to a computerized Elpa21 in 2015-16 and a new company took over the test in 2016-17. Since 2004, 100 high school ELL students successfully exited from the ELL program prior to graduation.
    a. ELPA Results form 2016-17 compared to state
    b. Student demographics
    c. Number of students working full-time jobs and attending high school. 42.6% of ELL students currently not living with either parent (55 of 129)

6. **Success of Middle School SIG Plan:** In 2014, Schuyler Middle School received a school improvement grant (SIG), removed the principals, and implemented a school improvement plan to increase academic performance of middle school students. The 3-year grant was validated by NDE Officials as one of the most successful school improvement grants supervised over that period of time.
    a. Discovery Education Final Report
    b. Community Training and Assistance Center (CTAC) Final Report

7. **Experience of SIG Director:** Dr. Dave Gibbons was the director of the middle school improvement grant (SIG). During the final year of the middle school grant, Dr. Gibbons submitted a 5-year SIG application for the high school to accommodate the learning styles, programs, and academic growth achieved in the middle school grant.
   a. Information from Middle School Grant
   b. Information from AdvancED visit

8. **Escalating prejudice against immigrant students:** With the current political climate escalating prejudice against immigrant students, we ask the State Board to be sensitive to this situation. While there are 78 schools identified in the "needs improvement" classification, there are only 3 "low performing" schools labeled as "priority". Schuyler Central is not the lowest performing school in the state. This "priority" designation has already resulted in increased option enrollment applications for 2017-18 and impacted our ability to recruit new teachers. Our students and community do not need nor deserve this additional scrutiny. Included in this section are two research articles that shed some light on the need to promote a positive image of our students and reduce anxiety for an already stressed student population.
   a. **Barriers to Educational Opportunities for Hispanics in the United States (Research Document)**
   "For Hispanics in the United States, the educational experience is one of accumulated disadvantage…For Hispanics, initial disadvantages often stem from parents' immigrant and socioeconomic status and their lack of knowledge about the U.S. education system…Initial disadvantages continue to accumulate, resulting in Hispanics having the lowest rates of high school and college degree attainment, which hinders their chances for stable employment…Despite high educational expectations, Hispanics are among the least educated group in the United States… The goal is to identify some of the barriers to educational advancement experienced by Hispanic students in the U.S. today…"

   b. Adaptation of Immigrant Children to the United States (Research Document)
   "Over the last several years, as new waves of immigrants have continued to enter the United States, the effects of immigration on the nation's economy and society have been hotly debated. Largely ignored in the debate, however, has been the "wellbeing of immigrant children". Little is known about the adaptation process that these children must navigate, or the unique health, educational, and psychological consequences that emerge as they learn a new culture, new community, and often a new language… Research confirms that immigration results in enormous stress for children…These children have to balance two different worlds and move fluidly between them. Experts agree that being connected and accepted is an important component of adolescent development…Recent studies have demonstrated that a "positivist" approach to immigration and acculturation yields important information about not only the risks but also the strengths that result from the immigration experience… Many immigrant students appear to overcome their obstacles and excel academically. But what is the toll on their mental health? How are they adapting psychosocially?...Recently, however, researchers have begun to argue that supporting the psychological adjustment and mental health of immigrant students is just as important as education-related interventions…"

9. **Board of Education Evaluation, School and Community Strategic Plan**
   a. Board of Education Characteristics and Standards Evaluation
   b. 2014-17 Strategic Planning Documentation
   c. 2018 Strategic Planning Targets and Action Plans
   d. 2018-22 Community Strategic Planning Document