

**BENNINGTON PUBLIC SCHOOLS
DOUGLAS COUNTY SCHOOL DISTRICT NO. 59
BOARD OF EDUCATION REGULAR MEETING
Monday, April 13, 2026 6:00 PM**

Mission Statement

"The mission of Bennington Public Schools is to provide educational opportunities in a safe, caring environment that will prepare all students to meet the challenges of the future."

- I. Call Meeting to Order
- II. Public Forum
- III. Consent Agenda (Note: Items on the consent agenda are considered routine and will be enacted under one motion. There will be no separate discussion of these items at the meeting unless a Board Member requests an item removed from the agenda for separate action.)
 - A. Approval of Agenda
 - B. Approval of Previous Minutes
 - C. Presentation of Bills for Approval and Payment
 - D. Personnel: Resignation(s) and Hiring of Personnel
- IV. Items Removed From the Consent Agenda for Separate Action
- V. Reports
 - A. Administrative Reports
 - B. Committee Report(s)
 - C. Coordinator Report
 - D. Spotlight Report
 - E. Lobbyist Report
- VI. Unfinished Business- N/A
- VII. New Business
 - A. Discuss, Consider, and Take Action on Curriculum and Personnel Proposals
 - B. Discuss, Consider, and Take Action on District Purchases
 - C. Discuss, Consider, and Take Action on Summer Maintenance Purchases
 - D. Discuss, Consider and Take All Necessary Action with Regard to Possible Approval of a Permanent Water Main Easement with the Metropolitan Utilities District of Omaha for Property Owned by the School District in the Morgan Ridge Development
 - E. Discuss, Consider, and Take Action on Certified Staff Report
 - F. Discuss, Consider, and Take Action on 2026-2027 Lunch and Breakfast Prices
- VIII. Time and Date of Next Regular Meeting
- IX. Adjournment

NOTICE: COPY OF OPEN MEETINGS ACT: The Board of Education makes available at least one current copy of the Open Meetings Act posted in the meeting room at a location accessible to members of the public. The Act is posted on the wall of the Board room.

INSTRUCTIONS FOR THOSE WHO WISH TO SPEAK DURING PUBLIC FORUM: Getting Started: When it is your turn to speak during the public forum portion of the agenda, please come forward to the table situated immediately in front of the Board, sign your name and address on the sign-in sheet and state your name to the Board of Education. Time Limit: You may speak only one time and must limit comments to 5 minutes or less. Personnel or Student Topic: If you are planning to speak about a personnel or student matter involving an individual, please understand that our policies require that such concerns initially be directed to the administration for consideration. Board members will generally not respond to any questions you ask or comments you may make about individual staff members or students. You are cautioned that slanderous comments are not protected just because they are made at the Board meeting. General Rules: Please remember that this is a public meeting for the conduct of business of the Board of Education. Offensive language, personal attacks and hostile conduct will not be tolerated.

BY: BENNINGTON PUBLIC SCHOOLS

**BENNINGTON PUBLIC SCHOOLS
DOUGLAS COUNTY SCHOOL DISTRICT NO. 59
BOARD OF EDUCATION REGULAR MEETING
MONDAY, MARCH 9, 2026 6:00 PM
BENNINGTON DISTRICT BOARD ROOM**

Posting Information: Notice published in the Daily Record on 03/06/2026. Notice of meeting posted on the District website. Agendas posted at all Bennington Public School buildings three days prior to the meeting date.

Attendance Taken at 6:00 PM. Jeremy Dick: Present, Tim Dreessen: Present, Kara Neuverth: Present, Joe Pick: Present, Steve Shannon: Present, Allyson Slobotski: Present.

I. Call Meeting to Order- Board President Allyson Slobotski called the meeting to order at 6:02 p.m. noting the meeting is governed by the Open Meetings Act, which is available on the south end of the room.

II. Public Forum- One person from the public was present to speak.

III. Consent Agenda- Items on the consent agenda are considered routine and will be enacted under one motion. There will be no separate discussion of these items at the meeting unless a Board Member requests an item removed from the agenda for separate action. Approval of Agenda, Approval of Minutes of the Monday, February 16, 2026 - Regular Meeting, Presentation of March Bills for Approval and Payment, Personnel: Resignation(s) and Hiring of Personnel.

MOTION PASSED: Motion to approve the consent agenda as presented, passed with a motion by Allyson Slobotski and a second by Kara Neuverth. Jeremy Dick: Yea, Tim Dreessen: Yea, Kara Neuverth: Yea, Joe Pick: Yea, Steve Shannon: Yea, Allyson Slobotski: Yea

March 2026 Personnel Notes- Certified Staff Hire: Lily Vaughn- elementary teacher at Bennington Elementary, Ryan Kaminski- social studies teacher at Bennington High School, Whitney Johnson- elementary teacher at Bennington Elementary, Kyleigh Boever- elementary teacher at Anchor Pointe, Mallorie Yeakel- assistant principal at Pine Creek Elementary School. **Classified Staff Hire:** Dale McGavran- maintenance at Anchor Pointe, Mitsushi Mistudome- four hour cook at Bennington South Middle School, Meagan Kunitzer- four hour cook at Stratford, Rumika Maharjin- preschool paraprofessional at Anchor Pointe. **Certified Staff Resignations:** Alyssa Callahan, Adam Sempek. **Classified Staff Resignations:** Casey Zelfel, Morgan Selcher, Andrea Willnerd.

IV. Items Removed from the Consent Agenda for Separate Action- No items were removed from the Consent Agenda.

V. Reports- Administrative Reports: Elementary - Craig Theis, Middle School - Renee Rucker, High School - Greg Lamberty, Student Services - Dan Bombeck, CIA - Jimmy Feeney, Operations - Matt Blomenkamp, Superintendent - Aaron Plas, Committee Report: Building/Finance, Curriculum Policy, Coordinator - Technology - Rob Uchtman
Spotlight - Social Studies Textbook Adoption - Jason Lura, Allie Palmer, Rebecca Mergens,

Callie O'Callaghan, Lobbyist - Julia Plucker

VI. Unfinished Business- None

VII. New Business

VII.A. Discuss, Consider, and Take Action on Curriculum and Personnel Proposals- The Curriculum Committee has continued to review proposals that were highly prioritized by both the Curriculum/Proposal Committee and the Administrative/BOE Committee. The Curriculum Committee recommended the following high-ranking proposals for approval: 0.2 FTE Art Teacher, 0.2 FTE Music Teacher, 0.3 FTE PE Teacher, 0.2 FTE Media Specialist, 1.0 FTE 6th Grade Teacher.

MOTION PASSED: Motion to accept the recommendations by the Curriculum Committee for 2026-27 curriculum and personnel proposals #29, #30, #31, #33, and #21 as outlined in the February 16, 2026, Curriculum Committee Report and pending 2026-27 budget approval, passed with a motion by Kara Neuverth and a second by Joe Pick. Jeremy Dick: Yea, Tim Dreessen: Yea, Kara Neuverth: Yea, Joe Pick: Yea, Steve Shannon: Yea, Allyson Slobotski: Yea

VII.B. Discuss, Consider, and Take Action on Bids for OPW Storm Sewer and Paving Project for the Second High School Project- On February 26, 2026, Bennington Public Schools received bids for the Omaha Public Works (OPW) storm sewer and paving construction work associated with the second high school project.

MOTION PASSED: Motion to award the bid contract to Valley Corporation for \$1,618,655 for OPW Storm Sewer and Paving project associated with the second high school project, passed with a motion by Allyson Slobotski and a second by Tim Dreessen. Jeremy Dick: Yea, Tim Dreessen: Yea, Kara Neuverth: Yea, Joe Pick: Yea, Steve Shannon: Yea, Allyson Slobotski: Yea

VII.C. Discuss, Consider, and Take Action on Technology Purchases- Mr. Uchtman has a five-year plan for technology purchases that is continually under review to ensure the needs of our growing student population are met. The following items were due for replacement: Document Cameras at Anchor Pointe, Mac Minis to replace the Journalism lab at Bennington High School, Box Lights to replace the current Box Lights at Anchor Pointe, Switches- the district is constantly updating switches as needed to keep up with the demands of the infrastructure and replace aging equipment.

MOTION PASSED: Motion to approve the technology purchases presented, passed with a motion by Allyson Slobotski and a second by Jeremy Dick. Jeremy Dick: Yea, Tim Dreessen: Yea, Kara Neuverth: Yea, Joe Pick: Yea, Steve Shannon: Yea, Allyson Slobotski: Yea

VIII. Time and Date of Next Regular Meeting- April 13th, 6:00 PM - District Office
Special Meetings:

IX. Adjournment- Motion to adjourn the meeting at 7:19 PM, passed with a motion by Allyson Slobotski and a second by Tim Dreessen. All in favor.

Vendor Name	Vendor Description	Amount
DEPRECIATION		
KCAV		\$30,907.02
Fund Number 03		\$30,907.02
Checking Account ID DEPRCHECK		\$30,907.02
GENERAL FUND CHECKING		
ACCESS SYSTEMS LEASING		\$13,453.70
ADVANCE AUTO PARTS		\$585.60
AKRS EQUIPMENT GROUP		\$4,650.00
ALL APPLIANCE SERVICE		\$212.61
ALL MAKES		\$5,421.98
AMAZON CAPITAL SERVICES		\$40,340.51
AMERICAN COLLEGE TESTING		\$5,216.50
ARBOR FAMILY COUNSELING		\$9,726.26
ARNOLD MOTOR SUPPLY		\$240.42
Assmann, Kathryn		\$61.04
Austin, Marc		\$38.43
Backlund, Kellie		\$7.83
Barada, Landon		\$149.84
BENNINGTON AUTO INC		\$4,417.63
Biehler, Hallie		\$28.71
BLICK ART MATERIALS		\$459.64
Blomenkamp, Matthew		\$204.40
Bombeck, Daniel		\$53.36
BOOK SYSTEMS		\$260.00
Bottorff, Alexandria		\$98.24
Bouaphakeo, Ann		\$88.45
BOUND TO STAY BOUND BOOKS		\$1,295.99
BOYS TOWN		\$21,300.00
BPS NUTRITION SERVICES		\$541.50
Bricker , Jaia		\$51.48
CAPSAN		\$423.60
CDW GOVERNMENT		\$7,145.89
CERRIS SYSTEMS		\$22,728.56
Christensen, Jamie		\$195.75
Christensen, Jennifer		\$26.47
Christian, Jack		\$31.32
COX BUSINESS		\$1,320.74
CUBBY'S, INC		\$47.43
CULLIGAN		\$42.00
DAILY RECORD, THE		\$306.67
Dangel, Emily		\$585.38
Davis, Michael		\$44.95
DEMCO, INC		\$128.80
DES MOINES STAMP MFG CO		\$34.00
DH PACE COMPANY		\$3,026.80
DIETZE MUSIC HOUSE, INC		\$1,315.12
DISTRICT II DMC		\$180.00
DOUGLAS COUNTY ASSESSOR/REGISTER OF DEEDS		\$25.00
E3 HOME SOLUTIONS, INC.		\$230.00
EDUPOINT EDUCATIONAL SYSTEMS		\$19,306.00
Ehlers, Jessica		\$34.22
ELECTRICITY, LLC		\$3,613.25

Vendor Name	Vendor Description	Amount
ELECTRONIC CONTRACTING COMPANY INC		\$19,986.25
ELKHORN GLASS INC		\$1,250.00
EMBI TEC		\$666.00
Engel, Olivia		\$46.83
ESU 3		\$27,779.83
EXTRA PACKAGING LLC		\$159.00
FIBER PLATFORM, LLC		\$2,190.59
FIELD PAPER COMPANY		\$580.96
FILTER SHOP, INC		\$5,776.80
Fitzgerald, Abby		\$74.68
FLINN SCIENTIFIC CO.		\$3,789.61
FOLLETT CONTENT SOLUTIONS, LLC		\$4,418.56
Fortin, Leslie		\$52.20
FULL COMPASS SYSTEMS, LTD		\$1,149.70
GIBBS SMITH EDUCATION		\$3,299.78
GOPHER		\$1,100.00
GRAINGER		\$259.90
GREATER NEBRASKA SCIENCE FAIR		\$175.00
HAND2MIND, INC		\$79.85
HARLOW'S SCHOOL BUS SERVICE, INC.		\$29,609.40
HD SUPPLY, INC.		\$9,783.32
HEMRY, KRIS		\$40.00
HILAND DAIRY, INC.		\$61.86
HOPE KING TEACHING RESOURCES INC.		\$1,474.00
HY-VEE INC		\$522.56
I3 BANK		\$80.00
Ingram, Zavaire		\$203.44
JAYMAR BUSINESS FORMS, INC		\$1,104.00
Johanek, Jay		\$174.00
JOHN DEERE FINANCIAL		\$2,083.85
Jorgensen, Sara		\$585.38
JUST FOR KIDS THERAPY INC		\$26,306.25
Kalina, Gerald		\$372.40
Kessell, Christopher		\$411.80
KNUDSEN OIL & FEED		\$594.00
Korbel, Alysha		\$103.17
Kramer, Brittany		\$170.45
LAB ALLEY, LLC		\$147.82
LAKESHORE LEARNING MATERIALS		\$573.66
Lamberty, Gregory		\$305.95
LANG DIESEL INC		\$180.66
Loptin, Robbie		\$96.43
MAPLE 85 PREMIUM LANDSCAPE MULCH CENTER		\$438.20
Mattson, Tara		\$58.73
MAXIM HEALTH CARE SERVICES		\$919.08
MECHANICAL SALES, INC.		\$413.25
METAL DOORS & HARDWARE CO.		\$1,185.00
METRO SCIENCE AND ENGINEERING FAIR		\$100.00
METROPOLITAN UTILITIES DISTRICT		\$22,779.00
MIDAMERICA BOOKS		\$1,049.80
MIDWEST STORAGE SOLUTIONS INC.		\$2,955.22
NATIONAL SCHOOL FORMS, INC		\$78.23
NEBRASKA ASSOC. OF SCHOOL BOARDS		\$120.00
NEBRASKA CHORAL DIRECTORS ASSOC		\$550.00
NEBRASKA COUNCIL OF SCHOOL		\$75.00

Vendor Name	Vendor Description	Amount
ADMINISTRATORS		
NEBRASKA FURNITURE MART		\$1,337.98
NEBRASKA SAFETY CENTER		\$270.00
NEBRASKA TURF PRODUCTS		\$7,262.00
NEBRASKA.GOV		\$202.50
NMC INC		\$325.47
OCCUPATIONAL HEALTH CENTERS OF NE, P.C.		\$1,438.00
Ohlson, Calena		\$31.18
ONE CALL CONCEPTS		\$11.48
ONE SOURCE		\$1,017.35
OPPD		\$75,547.00
ORIENTAL TRADING CO		\$14.95
Panning, Emily		\$198.65
PERFORMANCE FOODSERVICE		\$533.51
PERRY LAW FIRM		\$1,702.50
Plas, Aaron		\$365.40
POPCO INC., DBA IDEAL PURE WATER		\$22.00
PORT-A-JOHNS INC		\$695.00
PRESTO-X		\$895.09
PRIME SECURED, INC		\$1,544.00
Reinwald, Alexander		\$110.20
RISE VISION		\$312.00
ROOTS TREE SERVICE, INC		\$250.00
ROSE THEATER		\$672.00
Rowley, Pamela		\$61.63
RTG BUILDING SERVICES, INC		\$81,377.08
SAPP BROS., INC.		\$14,533.97
SCHOOL SPECIALTY LLC		\$1,350.60
SCOTT ENTERPRISES, INC.		\$572.00
Sindelar, Kathryn		\$75.55
SN CONTRACTING, LLC		\$3,850.00
SPORTS FACILITY MAINTENANCE, LLC		\$11,385.00
STERICYCLE, INC		\$451.42
STEVE WEISS MUSIC		\$2,139.81
Stuart, Jyntri		\$315.38
SUMMIT FIRE PROTECTION CO.		\$3,698.00
SUNCO		\$183.50
TAPCO		\$302.56
Thoendel, Shannon		\$317.55
TK ELEVATOR CORPORATION		\$2,753.50
Townsend, Jake		\$127.60
TRANE US INC		\$14,059.00
Uchtman, Robert		\$98.60
Underwood, Sheryl		\$90.48
US BANK		\$9,487.59
USIC LOCATING SERVICES, LLC		\$129.48
VENTRIS LEARNING LLC		\$616.75
VERIZON		\$388.96
VISITING NURSE HEALTH SERVICES		\$17,792.50
VOSS, DOUGLAS		\$939.60
WEST MUSIC		\$325.74
WHC NE, LLC DBA ZTRIP		\$16,372.44
WHITE CASTLE ROOFING		\$7,500.00
White, McKenzie		\$75.91
WM CORPORATE SERVICES, INC		\$8,878.34
Young, Norise		\$100.27

Vendor Name	Vendor Description	Amount
ZUM SERVICES INC.		\$872.00
Fund Number 01		<hr/> \$644,218.59
Checking Account ID GENERAL		<hr/> \$644,218.59
SPECIAL BUILDING FUND - CHECKING		
DLR GROUP		\$182,658.20
HAUSMANN CONSTRUCTION, INC		\$2,107,606.84
OLSSON ASSOCIATES		\$1,650.00
THOMPSON CONSTRUCTION INC.		\$340,033.48
Fund Number 13		<hr/> \$2,631,948.52
Checking Account ID SPECBLDG		<hr/> \$2,631,948.52
STUDENT FEE FUND		
AGPARTS WORLDWIDE, INC		\$1,989.00
Fund Number 22		<hr/> \$1,989.00
Checking Account ID STUDENTFEE		<hr/> \$1,989.00

BPS Cash Flow Report
 Regular; Processing Month 03/2026

Fund Number		Beginning Cash	Revenues	Expenses	Payables Change	Ending Cash
01	GENERAL FUND CHECKING	2,496,857.80	2,306,830.92	(4,163,621.08)	1,514.52	2,408,431.27
02	NUTRITION SERVICES	953,196.18	249,308.09	(205,958.92)	0.00	996,545.35
03	DEPRECIATION	150,088.88	48.30	0.00	0.00	150,137.18
04	SPECIAL BUILDING FUND - SAVINGS	79,368.07	136,407.54	0.00	0.00	215,775.61
05	UNEMPLOYMENT - SAVINGS	9,870.90	0.87	0.00	0.00	9,871.77
06	GENERAL - SAVINGS	1,731,181.37	5,563,515.91	0.00	0.00	206,136.93
08	BUSINESS ACCT	15,500.00	0.00	0.00	0.00	15,500.00
13	SPECIAL BUILDING FUND - CHECKING	100,039.04	47.78	(3,428,177.63)	0.00	100,047.78
14	BUILDING FUND - NLAf	50,244,722.26	138,792.34	0.00	0.00	46,955,376.01
15	QSC BONDS - NLAf	0.01	0.00	0.00	0.00	0.01
16	QSC BONDS -SAVINGS	30,714.57	2.69	0.00	0.00	30,717.26
18	GENERAL FUND CDARS	785,263.65	2,017.71	0.00	0.00	6,108,992.60
19	BUILDING FUND CDARS	381,543.67	1,054.53	0.00	0.00	382,598.20
20	DEPRECIATION CDARS	4,809,762.45	13,293.87	0.00	0.00	4,823,056.32
21	ACTIVITY FUND	587,010.48	81,918.81	(58,261.99)	0.00	610,667.30
22	STUDENT FEE FUND	74,192.56	498.12	(209.75)	0.00	74,480.93
24	QSC BONDS CDARS	658,217.92	1,819.21	0.00	0.00	660,037.13
25	BOND FUND	6,386,029.48	573,518.49	0.00	0.00	6,959,547.97
27	UNEMPLOYMENT CDARS	296,033.73	818.18	0.00	0.00	296,851.91
Grand Total:		69,789,593.02	9,069,893.36	(7,856,229.37)	1,514.52	71,004,771.53

Vendor Name	Vendor Description	Amount
NUTRITION SERVICES		
AMAZON CAPITAL SERVICES		\$351.92
CHESTERMAN COMPANY		\$2,461.07
CINTAS CORPORATION		\$1,098.18
GENERAL PARTS LLC		\$508.15
HILAND DAIRY, INC.		\$16,839.45
PAUDEL, NARAYAN		\$19.70
PERFORMANCE FOODSERVICE		\$89,666.70
ROTELLA'S ITALIAN BAKERY		\$4,033.07
US BANK		\$441.27
Watsabaugh, Tracy		\$98.82
Fund Number 02		<hr/> \$115,518.33
Checking Account ID HOTLUNCH		<hr/> \$115,518.33

Vendor Name	Vendor Description	Amount
ACTIVITY FUND		
ACADEMIC EXPEDITIONS, INC		\$6,362.43
AL AJEEL, MARYAM		\$65.00
AMAZON CAPITAL SERVICES		\$3,722.57
ARCHIE, JASMINE		\$90.00
ASHLAND-GREENWOOD PUBLIC SCHOOLS		\$130.00
AWARDS UNLIMITED, INC.		\$2,189.36
BACUS, JOHN		\$150.00
BAHNSEN, BRANDON		\$140.00
BAKER, GRACELYN		\$130.00
BALKOVEC, ANDREW		\$180.00
BALKOVEC, STEVEN		\$90.00
BENNINGTON BOOSTERS CLUB		\$56.00
BETTY RAE'S ICE CREAM		\$350.00
BOWERS, RYAN		\$90.00
BRILEY, ARA		\$60.00
BRILEY, GRACE		\$60.00
BROWN, ANISSA		\$85.00
BROWN, JAYDEN		\$180.00
BROWN, ROBERT		\$90.00
BROWN, TROY		\$85.00
BSN SPORTS LLC		\$1,648.63
CENTER TROPHY COMPANY		\$21.00
CHEER SOUNDS		\$838.00
CHO, AIDAN		\$1,700.00
CI SHIRTS		\$513.00
COLLEGE OF SAINT MARY		\$300.00
COMFORT INN GRAND ISLAND		\$2,506.00
COX, EVAN		\$70.00
CREIGHTON UNIVERSITY ATHLETICS		\$375.00
CRETE HIGH SCHOOL		\$281.80
DC WEST COMMUNITY SCHOOLS		\$125.00
DELKAMILLER, NAOMI		\$170.00
DRIGGS, OWEN		\$60.00
EIKMEIER, GARY		\$150.00
FLOSPORTS, INC.		\$106.00
FORD, JAYSON		\$150.00
FORT CALHOUN HIGH SCHOOL		\$150.00
FREITAS, HARRIET		\$65.00
FULL COMPASS SYSTEMS, LTD		\$376.23
Gonzalez, Bryan		\$140.00
GREATER NEBRASKA SCIENCE FAIR		\$30.00
GRETNA EAST HIGH SCHOOL		\$150.00
GRETNA HIGH SCHOOL		\$175.00
GRIFFITH, KYLE		\$85.00
HAMPTON INN LINCOLN AIRPORT		\$440.00
HARVESON, ANNA		\$65.00
HAUFF MID AMERICA SPORTS		\$5,336.83
HOUSTON, JAMES		\$170.00
HY-VEE INC		\$223.72
INSTRUMENTALIST AWARDS LLC		\$1,008.00
JANDREAU, BENNETT		\$600.00
JENKINS, SAVANNAH		\$60.00
JOSTENS INC		\$471.38
KEARNEY HIGH SCHOOL		\$100.00
KORBEL DESIGNS		\$1,296.18

Vendor Name	Vendor Description	Amount
KOTTICH, THAD		\$140.00
LEONARD, DION		\$1,250.00
LINCOLN EAST FORENSICS		\$245.31
LINCOLN EAST HIGH SCHOOL		\$220.00
LINCOLN SOUTHEAST HIGH SCHOOL		\$135.00
LOCKWOOD, ELLIOTT		\$600.00
MAPLE MUSIC STUDIOS		\$600.00
METRO SCIENCE AND ENGINEERING FAIR		\$10.00
MEYSENBURG, REID		\$60.00
MEYSENBURG, VAN		\$60.00
MILLARD NORTH HIGH SCHOOL		\$200.00
MOSER, ZOEY		\$65.00
NIETOC		\$0.00
NITCHIE, CLEMENS		\$600.00
NOLA, PAIGE		\$600.00
NORFOLK HIGH SCHOOL		\$150.00
NSAA		\$697.40
PATE, JEFF		\$70.00
PFANNENSTIEL, AUNNA		\$60.00
PREMIER SPORTS OFFICIALS ASSOC		\$340.00
PUSH PEDAL PULL, INC		\$300.00
REID, KWABI		\$90.00
SANTONI, MARTY		\$150.00
SCHOLASTIC BOOK FAIRS - 8		\$989.63
SCOTUS CENTRAL CATHOLIC		\$150.00
SIDZYIK, TY		\$240.00
SINDELAR, STONE		\$240.00
SKALKA, ANTHONY		\$130.00
SPORTSCOPE		\$4,599.00
ST JUDE RESEARCH HOSPITAL		\$745.00
STACKHOUSE, BARRY		\$600.00
STEINKE, SUSAN		\$600.00
STEPANEK, NEAL		\$240.00
SWEETWATER		\$440.00
TB GRAPHIC DESIGN		\$160.00
THUNDERBIRD FORENSICS BOOSTER CLUB		\$348.00
US BANK		\$6,343.52
VAN HAITSMAN, JACK		\$60.00
Van Nostrand, Kari		\$260.00
VOS, RORY		\$140.00
VOSS, DOUGLAS		\$90.00
WEEPING WATER PUBLIC SCHOOLS		\$120.00
WEST POINT-BEEMER		\$250.00
WEST, LEAH		\$60.00
Fund Number 21		<hr/>
		\$57,709.99
Checking Account ID	ACTIVITY	<hr/>
		\$57,709.99

Regular; Beginning Month 03/2026; Processing Month 03/2026; Accounts to Include Accounts with Activity; Fund Number 21

Fund: 21 ACTIVITY FUND

<u>Chart of Account Number</u>	<u>Chart of Account Description</u>	<u>Beginning Balance</u>	<u>Expenses</u>	<u>Revenues</u>	<u>Balance Change</u>	<u>Balance</u>
21 765 0100	BHS Athletics	40,493.45	4,919.61	2,110.99	0.00	37,684.83
21 765 0101	BMS Athletics	59,809.33	0.00	0.00	0.00	59,809.33
21 765 0102	BSMS Athletics	25,024.52	53.95	0.00	0.00	24,970.57
21 765 0105	BHS Football	16,449.63	0.00	0.00	0.00	16,449.63
21 765 0110	BMS Football	(20,670.58)	0.00	0.00	0.00	(20,670.58)
21 765 0111	BHS Varsity Track	3,966.87	1,028.75	0.00	0.00	2,938.12
21 765 0112	BMS Track	(6,300.36)	0.00	0.00	0.00	(6,300.36)
21 765 0113	BHS Athletic Training	3,127.30	47.52	0.00	0.00	3,079.78
21 765 0114	BHS Uniforms	3,900.79	2,658.86	0.00	0.00	1,241.93
21 765 0115	BHS Volleyball	5,965.41	0.00	0.00	0.00	5,965.41
21 765 0116	BHS Lodging/Meals	(2,742.69)	3,398.15	952.00	0.00	(5,188.84)
21 765 0117	BHS Dues/Fees	1,743.49	0.00	0.00	0.00	1,743.49
21 765 0118	BHS Cross Country Club	1,859.07	0.00	0.00	0.00	1,859.07
21 765 0119	BHS Baseball	6,877.39	2,603.97	1,929.00	0.00	6,202.42
21 765 0120	BMS Volleyball	6,627.43	0.00	0.00	0.00	6,627.43
21 765 0121	BSMS Football	(7,022.53)	0.00	0.00	0.00	(7,022.53)
21 765 0122	BSMS Track	(106.38)	0.00	0.00	0.00	(106.38)
21 765 0123	BSMS Volleyball	3,223.92	0.00	0.00	0.00	3,223.92
21 765 0124	BSMS Boys' Basketball	752.54	0.00	0.00	0.00	752.54
21 765 0125	BHS Boys' Basketball	3,518.84	694.62	905.94	0.00	3,730.16
21 765 0130	BMS Boys' Basketball	(1,768.66)	0.00	0.00	0.00	(1,768.66)
21 765 0131	BHS Unified Track & Field	380.00	0.00	0.00	0.00	380.00
21 765 0132	BHS Unified Track & Field Club	74.24	0.00	0.00	0.00	74.24
21 765 0135	BHS Girls' Basketball	10,044.19	1,350.59	1,006.82	0.00	9,700.42
21 765 0140	BMS Girls' Basketball	(4,424.48)	540.00	236.00	0.00	(4,728.48)
21 765 0141	BHS Baseball Club	(1,892.22)	1,296.00	0.00	0.00	(3,188.22)
21 765 0142	BHS Volleyball Club	10,471.20	0.00	0.00	0.00	10,471.20
21 765 0143	BSMS Girls' Basketball	(136.30)	360.00	123.00	0.00	(373.30)
21 765 0145	BHS Cross Country	3,126.89	0.00	0.00	0.00	3,126.89
21 765 0146	BMS Cross Country	(2,341.05)	0.00	0.00	0.00	(2,341.05)
21 765 0147	BSMS Cross Country	(609.00)	0.00	0.00	0.00	(609.00)
21 765 0150	BHS Boys' Golf	5,219.73	1,980.36	650.00	0.00	3,889.37
21 765 0151	BHS Softball Club	1,212.70	0.00	0.00	0.00	1,212.70
21 765 0152	BHS Boys' Soccer	2,305.10	320.00	898.45	0.00	2,883.55
21 765 0153	BHS Boys' Soccer Fundraising	4,343.21	0.00	1,539.09	0.00	5,882.30
21 765 0155	BHS Girls' Golf	163.92	0.00	0.00	0.00	163.92

Regular; Beginning Month 03/2026; Processing Month 03/2026; Accounts to Include Accounts with Activity; Fund Number 21

Fund: 21 ACTIVITY FUND

<u>Chart of Account Number</u>	<u>Chart of Account Description</u>	<u>Beginning Balance</u>	<u>Expenses</u>	<u>Revenues</u>	<u>Balance Change</u>	<u>Balance</u>
21 765 0156	BHS Girls' Tennis	1,892.13	1,349.65	0.00	0.00	542.48
21 765 0164	BHS Girls' Soccer	4,210.33	525.00	1,218.50	0.00	4,903.83
21 765 0165	BHS Girls' Soccer Fundraising	3,861.27	303.27	908.59	0.00	4,466.59
21 765 0166	BHS Girls' Tennis Club	2,649.79	0.00	0.00	0.00	2,649.79
21 765 0180	BHS Wrestling	1,716.06	229.20	71.16	0.00	1,558.02
21 765 0185	BMS Wrestling	(5,384.02)	405.00	0.00	0.00	(5,789.02)
21 765 0186	BSMS Wrestling	(1,873.20)	1,562.98	1,022.00	0.00	(2,414.18)
21 765 0190	BHS Girls' Softball	3,760.26	0.00	0.00	0.00	3,760.26
21 765 0191	BHS Unified Bowling	884.07	0.00	0.00	0.00	884.07
21 765 0192	BHS Boys' Golf Club	1,380.86	0.00	133.71	0.00	1,514.57
21 765 0193	BHS Girls' Golf Club	1,741.28	0.00	0.00	0.00	1,741.28
21 765 0194	BHS Unified Bowling Club	900.00	0.00	0.00	0.00	900.00
21 765 0195	BHS Track Club	(1,917.81)	112.98	9,490.00	0.00	7,459.21
21 765 0196	BHS Football Club	1,233.38	4,599.00	0.00	0.00	(3,365.62)
21 765 0197	BHS Wrestling Club	3,355.32	407.48	821.70	0.00	3,769.54
21 765 0200	BHS Band	11,639.00	1,338.45	500.00	0.00	10,800.55
21 765 0205	BHS Flag Corp	(2,208.48)	0.00	0.00	0.00	(2,208.48)
21 765 0210	BE Band Resale	73.56	0.00	0.00	0.00	73.56
21 765 0215	PC Band Resale	30.90	0.00	0.00	0.00	30.90
21 765 0220	HE Band Resale	5,580.87	0.00	0.00	0.00	5,580.87
21 765 0221	AP Band Resale	998.48	440.00	849.77	0.00	1,408.25
21 765 0300	BHS Dance Team	2,653.80	3,397.31	571.20	0.00	(172.31)
21 765 0355	BHS Varsity Cheerleading	15,363.08	838.00	700.36	0.00	15,225.44
21 765 0425	BHS Prom	11,395.83	463.47	0.00	0.00	10,932.36
21 765 0450	BHS Skills USA/VICA	870.27	0.00	420.00	0.00	1,290.27
21 765 0501	BHS B-Club	222.58	0.00	0.00	0.00	222.58
21 765 0505	PC Student Council	82.86	0.00	0.00	0.00	82.86
21 765 0510	HE Student Council	974.25	0.00	0.00	0.00	974.25
21 765 0511	AP Student Council	443.29	0.00	0.00	0.00	443.29
21 765 0512	SE Student Council	504.07	745.00	744.48	0.00	503.55
21 765 0550	BE Miscellaneous	14,091.10	0.00	1,518.72	0.00	15,609.82
21 765 0555	BE Yearbook	1,629.23	0.00	0.00	0.00	1,629.23
21 765 0556	DIST Elementary Spanish	(428.20)	0.00	0.00	0.00	(428.20)
21 765 0557	PC Miscellaneous	21,835.57	0.00	0.00	0.00	21,835.57
21 765 0558	PC Yearbook	50.60	0.00	0.00	0.00	50.60
21 765 0559	DIST Washington DC Trip	4,744.56	6,362.43	418.00	0.00	(1,199.87)

Regular; Beginning Month 03/2026; Processing Month 03/2026; Accounts to Include Accounts with Activity; Fund Number 21

Fund: 21 ACTIVITY FUND

<u>Chart of Account Number</u>	<u>Chart of Account Description</u>	<u>Beginning Balance</u>	<u>Expenses</u>	<u>Revenues</u>	<u>Balance Change</u>	<u>Balance</u>
21 765 0560	HE Miscellaneous	10,730.69	0.00	0.00	0.00	10,730.69
21 765 0561	AP Miscellaneous	15,717.77	0.00	202.31	0.00	15,920.08
21 765 0566	AP Yearbook	1,420.00	0.00	0.00	0.00	1,420.00
21 765 0567	SE Miscellaneous	7,198.31	0.00	775.00	0.00	7,973.31
21 765 0568	SE Yearbook	734.30	0.00	660.00	0.00	1,394.30
21 765 0590	BE Student Council	1,287.33	89.53	0.00	0.00	1,197.80
21 765 0600	BHS FBLA	5,731.56	0.00	0.00	0.00	5,731.56
21 765 0601	BMS FBLA	91.00	0.00	0.00	0.00	91.00
21 765 0651	BHS Play Production	1,411.07	0.00	0.00	0.00	1,411.07
21 765 0652	BHS Speech	(1,586.45)	1,495.31	0.00	0.00	(3,081.76)
21 765 0700	BHS Foreign Language Club (Spanish)	844.08	0.00	0.00	0.00	844.08
21 765 0720	BHS French	669.15	19.46	0.00	0.00	649.69
21 765 0750	BHS Journalism	380.01	0.00	0.00	0.00	380.01
21 765 0800	BHS Miscellaneous	31,076.12	1,365.95	0.00	0.00	29,710.17
21 765 0801	BHS Robotics	1,961.82	0.00	0.00	0.00	1,961.82
21 765 0802	BHS Quiz Bowl	2,436.04	0.00	0.00	0.00	2,436.04
21 765 0803	BMS Robotics	92.00	0.00	0.00	0.00	92.00
21 765 0804	BHS Multi Cultural Club	4,766.87	101.95	0.00	0.00	4,664.92
21 765 0805	BHS Boys' Youth Basketball	1,170.01	166.89	2,262.79	0.00	3,265.91
21 765 0806	BHS Outdoor Club	2,208.14	0.00	400.00	0.00	2,608.14
21 765 0807	BHS Key Club	3,602.74	0.00	0.00	0.00	3,602.74
21 765 0809	BHS National Honor Society	508.98	0.00	0.00	0.00	508.98
21 765 0811	BHS Prism Club	47.40	0.00	0.00	0.00	47.40
21 765 0815	DIST Landscaping Fund	314.47	0.00	0.00	0.00	314.47
21 765 0820	BHS Environmental Science	103.33	0.00	0.00	0.00	103.33
21 765 0825	BHS Girls' Youth Basketball	(120.07)	476.75	178.41	0.00	(418.41)
21 765 0830	BHS PSAT/AP	6,059.82	0.00	0.00	0.00	6,059.82
21 765 0835	BHS Drivers' Education	353.00	0.00	0.00	0.00	353.00
21 765 0845	BMS Yearbook	3,145.56	0.00	0.00	0.00	3,145.56
21 765 0846	BSMS Yearbook	4,505.41	0.00	0.00	0.00	4,505.41
21 765 0860	BMS Engineering	1,343.45	0.00	0.00	0.00	1,343.45
21 765 0865	BHS Engineering	517.92	0.00	0.00	0.00	517.92
21 765 0870	BMS Leadership Group	63.86	0.00	0.00	0.00	63.86
21 765 0871	BSMS Service Club	(78.00)	62.99	0.00	0.00	(140.99)
21 765 0872	BMS Service Club	589.27	0.00	0.00	0.00	589.27
21 765 0875	DIST Wellness	2,543.23	27.99	0.00	0.00	2,515.24

Regular; Beginning Month 03/2026; Processing Month 03/2026; Accounts to Include Accounts with Activity; Fund Number 21

Fund: 21 ACTIVITY FUND

<u>Chart of Account Number</u>	<u>Chart of Account Description</u>	<u>Beginning Balance</u>	<u>Expenses</u>	<u>Revenues</u>	<u>Balance Change</u>	<u>Balance</u>
21 765 0880	DIST Facilities Use	93,675.83	0.00	0.00	0.00	93,675.83
21 765 0890	BHS Student Senate	26,759.00	0.00	0.00	0.00	26,759.00
21 765 0891	BMS Student Senate	773.28	512.97	0.00	0.00	260.31
21 765 0892	BMS Cooking Club	1,588.66	117.43	0.00	0.00	1,471.23
21 765 0893	BMS Miscellaneous	8,067.25	0.00	0.00	0.00	8,067.25
21 765 0894	BSMS Student Senate	1,106.53	0.00	0.00	0.00	1,106.53
21 765 0895	BSMS Cooking Club	1,060.27	284.10	0.00	0.00	776.17
21 765 0896	BSMS Miscellaneous	7,597.73	0.00	0.00	0.00	7,597.73
21 765 0900	BHS Music	4,227.79	0.00	0.00	0.00	4,227.79
21 765 0910	BHS Musical	7,675.65	6,940.94	44,996.50	0.00	45,731.21
21 765 0916	BMS Music Resale	231.19	0.00	0.00	0.00	231.19
21 765 0917	BSMS Music Resale	308.00	0.00	0.00	0.00	308.00
21 765 0950	BHS Vocational	183.96	0.00	0.00	0.00	183.96
21 765 0952	BHS Art Lab	710.39	0.00	0.00	0.00	710.39
21 765 0955	BHS Shop	1,847.41	0.00	0.00	0.00	1,847.41
21 765 0970	HS Library	1,246.63	0.00	0.00	0.00	1,246.63
21 765 0971	PC Library	8,276.84	0.00	85.18	0.00	8,362.02
21 765 0972	SE Library	3,713.70	1,250.00	1,016.30	0.00	3,480.00
21 765 0975	BE Library	2,858.66	218.65	0.00	0.00	2,640.01
21 765 0976	AP Library	5,383.97	28.50	1,526.87	0.00	6,882.34
21 765 0995	HE Library	5,130.52	770.98	21.45	0.00	4,380.99
21 765 0996	BMS Library	5,872.99	0.00	0.00	0.00	5,872.99
21 765 0997	BSMS Library	1,222.22	0.00	0.00	0.00	1,222.22
21 765 1410	Interest	4,027.97	0.00	54.52	0.00	4,082.49
Fund Total: 21		587,010.48	58,261.99	81,918.81	0.00	610,667.30

Fund: 01 GENERAL FUND CHECKING

<u>Account Number</u>	<u>Description</u>	<u>Revised Budget</u>	<u>During Month</u>	<u>To Date</u>	<u>% of Budget</u>	<u>Budget Balance</u>
01 1370	PRESCHOOL TUITION AND FEES	0.00	5,687.50	39,987.50	0.00	(39,987.50)
01 1410	TRANS REC FROM INDIVIDUALS - REG	0.00	21,615.89	120,264.24	0.00	(120,264.24)
01 1510	INTEREST ON INVESTMENTS	0.00	153.73	943.01	0.00	(943.01)
01 1911	LOCAL LICENSE FEES	0.00	0.00	900.00	0.00	(900.00)
01 1990	OTHER LOCAL RECEIPTS	0.00	0.00	17,501.29	0.00	(17,501.29)
Subtotal: LOCAL RECIEPTS		0.00	27,457.12	179,596.04	0.00	(179,596.04)
01 3110	STATE AID	0.00	1,406,966.00	9,852,578.92	0.00	(9,852,578.92)
01 3120	SPECIAL ED PROGRAMS SCHOOL AGE	0.00	752,161.00	2,968,182.00	0.00	(2,968,182.00)
01 3400	STATE APPORTIONMENT	0.00	0.00	1,189,004.35	0.00	(1,189,004.35)
01 3535	PAYMENTS FOR HIGH ABILITY LEARNERS	0.00	0.00	33,133.00	0.00	(33,133.00)
01 3551	CAREER EDUCATION	0.00	0.00	8,132.00	0.00	(8,132.00)
01 3990	OTHER STATE RECEIPTS	0.00	117,632.91	117,632.91	0.00	(117,632.91)
Subtotal: 3000		0.00	2,276,759.91	14,168,663.18	0.00	(14,168,663.18)
01 4505	TITLE I, PART A ESSA IMP BASIC PROG	0.00	0.00	205,349.00	0.00	(205,349.00)
01 4509	TITLE II, PART A ESSA EFFECT INSTRUCTION	0.00	0.00	32,724.00	0.00	(32,724.00)
01 4516	IDEA PRESCHOOL(619) BASE ALLOCATION	0.00	0.00	5,236.00	0.00	(5,236.00)
01 4518	IDEA Part B Base & Enrollment Poverty Allocation	0.00	0.00	685,341.00	0.00	(685,341.00)
01 4521	IDEA PART B PROPORTIONATE SHARE PART B L	0.00	0.00	27,267.00	0.00	(27,267.00)
01 4709	MEDICAID ADMINSTRATIVE ACTIVITIES	0.00	2,613.89	14,029.96	0.00	(14,029.96)
01 4969	TITLE IV, PART A	0.00	0.00	15,415.00	0.00	(15,415.00)
Subtotal: 4000		0.00	2,613.89	985,361.96	0.00	(985,361.96)
01 5301	INSURANCE ADJUSTMENTS	0.00	0.00	1,366.09	0.00	(1,366.09)
Subtotal: 5000		0.00	0.00	1,366.09	0.00	(1,366.09)
Fund Total:		0.00	2,306,830.92	15,334,987.27	0.00	(15,334,987.27)

Fund: 02 NUTRITION SERVICES

<u>Account Number</u>	<u>Description</u>	<u>Revised Budget</u>	<u>During Month</u>	<u>To Date</u>	<u>% of Budget</u>	<u>Budget Balance</u>
02 1510	INTEREST ON INVESTMENTS	0.00	86.29	580.96	0.00	(580.96)
02 1620	DAILY SALES - NON-REIMB PROGRAMS	0.00	195,597.49	1,236,302.88	0.00	(1,236,302.88)
02 1990	MISCELLANEOUS LOCAL RECEIPTS	0.00	0.00	2,372.67	0.00	(2,372.67)
Subtotal: LOCAL RECIEPTS		0.00	195,683.78	1,239,256.51	0.00	(1,239,256.51)
02 3150	STATE REIMBURSEMENT(OF NUTRITION PROG)	0.00	0.00	3,605.47	0.00	(3,605.47)
Subtotal: 3000		0.00	0.00	3,605.47	0.00	(3,605.47)
02 4210	FEDERAL REIMBURSEMENT(OF NUTRIT PRGMS)	0.00	53,624.31	386,771.63	0.00	(386,771.63)
Subtotal: 4000		0.00	53,624.31	386,771.63	0.00	(386,771.63)
Fund Total:		0.00	249,308.09	1,629,633.61	0.00	(1,629,633.61)

Fund: 03 DEPRECIATION

<u>Account Number</u>	<u>Description</u>	<u>Revised Budget</u>	<u>During Month</u>	<u>To Date</u>	<u>% of Budget</u>	<u>Budget Balance</u>
03 1510	INTEREST ON INVESTMENTS	0.00	48.30	1,201.16	0.00	(1,201.16)
Subtotal: LOCAL RECIEPTS		0.00	48.30	1,201.16	0.00	(1,201.16)
Fund Total:		0.00	48.30	1,201.16	0.00	(1,201.16)

Fund: 04 SPECIAL BUILDING FUND - SAVINGS

<u>Account Number</u>	<u>Description</u>	<u>Revised Budget</u>	<u>During Month</u>	<u>To Date</u>	<u>% of Budget</u>	<u>Budget Balance</u>
04 1100	TAXES	0.00	136,335.72	191,027.85	0.00	(191,027.85)
04 1510	INTEREST ON INVESTMENTS	0.00	71.82	988.24	0.00	(988.24)
Subtotal: LOCAL RECIEPTS		0.00	136,407.54	192,016.09	0.00	(192,016.09)
04 5690	OTHER NON-REVENUE RECEIPTS	0.00	0.00	17,906.63	0.00	(17,906.63)
Subtotal: 5000		0.00	0.00	17,906.63	0.00	(17,906.63)
Fund Total:		0.00	136,407.54	209,922.72	0.00	(209,922.72)

Fund: 05 UNEMPLOYMENT - SAVINGS

<u>Account Number</u>	<u>Description</u>	<u>Revised Budget</u>	<u>During Month</u>	<u>To Date</u>	<u>% of Budget</u>	<u>Budget Balance</u>
05 1510	INTEREST ON INVESTMENTS	0.00	0.87	7.57	0.00	(7.57)
	Subtotal: LOCAL RECIEPTS	0.00	0.87	7.57	0.00	(7.57)
	Fund Total:	0.00	0.87	7.57	0.00	(7.57)

Fund: 06 GENERAL - SAVINGS

<u>Account Number</u>	<u>Description</u>	<u>Revised Budget</u>	<u>During Month</u>	<u>To Date</u>	<u>% of Budget</u>	<u>Budget Balance</u>
06 1100	TAXES	0.00	5,559,030.06	9,762,171.54	0.00	(9,762,171.54)
06 1510	INTEREST ON INVESTMENTS	0.00	4,485.85	8,901.40	0.00	(8,901.40)
	Subtotal: LOCAL RECIEPTS	0.00	5,563,515.91	9,771,072.94	0.00	(9,771,072.94)
	Fund Total:	0.00	5,563,515.91	9,771,072.94	0.00	(9,771,072.94)

Fund: 13 SPECIAL BUILDING FUND - CHECKING

<u>Account Number</u>	<u>Description</u>	<u>Revised Budget</u>	<u>During Month</u>	<u>To Date</u>	<u>% of Budget</u>	<u>Budget Balance</u>
13 1510	INTEREST ON INVESTMENTS	0.00	47.78	176.21	0.00	(176.21)
	Subtotal: LOCAL RECIEPTS	0.00	47.78	176.21	0.00	(176.21)
13 5690	OTHER NON-REVENUE RECEIPTS	0.00	0.00	0.00	0.00	0.00
	Subtotal: 5000	0.00	0.00	0.00	0.00	0.00
	Fund Total:	0.00	47.78	176.21	0.00	(176.21)

Fund: 14 BUILDING FUND - NLAF

<u>Account Number</u>	<u>Description</u>	<u>Revised Budget</u>	<u>During Month</u>	<u>To Date</u>	<u>% of Budget</u>	<u>Budget Balance</u>
14 1510	Interest on Investments	0.00	138,792.34	425,582.89	0.00	(425,582.89)
	Subtotal: LOCAL RECIEPTS	0.00	138,792.34	425,582.89	0.00	(425,582.89)
14 5100	Issuance of Bonds	0.00	0.00	47,723,218.06	0.00	(47,723,218.06)
	Subtotal: 5000	0.00	0.00	47,723,218.06	0.00	(47,723,218.06)
	Fund Total:	0.00	138,792.34	48,148,800.95	0.00	(48,148,800.95)

Fund: 16 QSC BONDS -SAVINGS

<u>Account Number</u>	<u>Description</u>	<u>Revised Budget</u>	<u>During Month</u>	<u>To Date</u>	<u>% of Budget</u>	<u>Budget Balance</u>
16 1100	TAXES	0.00	0.00	1.89	0.00	(1.89)
16 1510	Interest on Investments	0.00	2.69	18.01	0.00	(18.01)
	Subtotal: LOCAL RECIEPTS	0.00	2.69	19.90	0.00	(19.90)
	Fund Total:	0.00	2.69	19.90	0.00	(19.90)

Fund: 18 GENERAL FUND CDARS

<u>Account Number</u>	<u>Description</u>	<u>Revised Budget</u>	<u>During Month</u>	<u>To Date</u>	<u>% of Budget</u>	<u>Budget Balance</u>
18 1510	Interest on Investments	0.00	2,017.71	96,417.59	0.00	(96,417.59)
	Subtotal: LOCAL RECIEPTS	0.00	2,017.71	96,417.59	0.00	(96,417.59)
	Fund Total:	0.00	2,017.71	96,417.59	0.00	(96,417.59)

Fund: 19 BUILDING FUND CDARS

<u>Account Number</u>	<u>Description</u>	<u>Revised Budget</u>	<u>During Month</u>	<u>To Date</u>	<u>% of Budget</u>	<u>Budget Balance</u>
19 1510	Interest on Investments	0.00	1,054.53	8,008.41	0.00	(8,008.41)
	Subtotal: LOCAL RECIEPTS	0.00	1,054.53	8,008.41	0.00	(8,008.41)
	Fund Total:	0.00	1,054.53	8,008.41	0.00	(8,008.41)

Fund: 20 DEPRECIATION CDARS

<u>Account Number</u>	<u>Description</u>	<u>Revised Budget</u>	<u>During Month</u>	<u>To Date</u>	<u>% of Budget</u>	<u>Budget Balance</u>
20 1510	Interest on Investments	0.00	13,293.87	98,908.60	0.00	(98,908.60)
	Subtotal: LOCAL RECIEPTS	0.00	13,293.87	98,908.60	0.00	(98,908.60)
	Fund Total:	0.00	13,293.87	98,908.60	0.00	(98,908.60)

Fund: 21 ACTIVITY FUND

<u>Account Number</u>	<u>Description</u>	<u>Revised Budget</u>	<u>During Month</u>	<u>To Date</u>	<u>% of Budget</u>	<u>Budget Balance</u>
21 1710 1510	Interest on Investments	0.00	54.52	388.30	0.00	(388.30)
21 1990 0100	BHS Athletics	0.00	2,110.99	(46,553.84)	0.00	46,553.84
21 1990 0101	BMS Athletics	0.00	0.00	11,091.59	0.00	(11,091.59)
21 1990 0102	BSMS Athletics	0.00	0.00	14,332.38	0.00	(14,332.38)

Fund: 21 ACTIVITY FUND

<u>Account Number</u>	<u>Description</u>	<u>Revised Budget</u>	<u>During Month</u>	<u>To Date</u>	<u>% of Budget</u>	<u>Budget Balance</u>
21 1990 0105	BHS Football	0.00	0.00	42,742.52	0.00	(42,742.52)
21 1990 0110	BMS Football	0.00	0.00	702.00	0.00	(702.00)
21 1990 0111	BHS Varsity Track	0.00	0.00	1,549.05	0.00	(1,549.05)
21 1990 0113	BHS Athletic Training	0.00	0.00	7,789.87	0.00	(7,789.87)
21 1990 0114	BHS Uniforms	0.00	0.00	13,000.00	0.00	(13,000.00)
21 1990 0115	BHS Volleyball	0.00	0.00	13,559.10	0.00	(13,559.10)
21 1990 0116	BHS Lodging/Meals	0.00	952.00	11,205.73	0.00	(11,205.73)
21 1990 0117	BHS Dues/Fees	0.00	0.00	5.00	0.00	(5.00)
21 1990 0118	BHS Cross Country Club	0.00	0.00	8,674.00	0.00	(8,674.00)
21 1990 0119	BHS Baseball	0.00	1,929.00	2,429.00	0.00	(2,429.00)
21 1990 0120	BMS Volleyball	0.00	0.00	1,640.00	0.00	(1,640.00)
21 1990 0121	BSMS Football	0.00	0.00	1,944.75	0.00	(1,944.75)
21 1990 0123	BSMS Volleyball	0.00	0.00	2,457.00	0.00	(2,457.00)
21 1990 0124	BSMS Boys' Basketball	0.00	0.00	3,692.50	0.00	(3,692.50)
21 1990 0125	BHS Boys' Basketball	0.00	905.94	15,949.64	0.00	(15,949.64)
21 1990 0130	BMS Boys' Basketball	0.00	0.00	2,221.19	0.00	(2,221.19)
21 1990 0131	BHS Unified Track & Field	0.00	0.00	300.00	0.00	(300.00)
21 1990 0135	BHS Girls' Basketball	0.00	1,006.82	21,347.28	0.00	(21,347.28)
21 1990 0140	BMS Girls' Basketball	0.00	236.00	1,622.65	0.00	(1,622.65)
21 1990 0141	BHS Baseball Club	0.00	0.00	1,243.13	0.00	(1,243.13)
21 1990 0142	BHS Volleyball Club	0.00	0.00	(2,751.00)	0.00	2,751.00
21 1990 0143	BSMS Girls' Basketball	0.00	123.00	1,900.00	0.00	(1,900.00)
21 1990 0145	BHS Cross Country	0.00	0.00	2,453.60	0.00	(2,453.60)
21 1990 0146	BMS Cross Country	0.00	0.00	800.00	0.00	(800.00)
21 1990 0150	BHS Boys' Golf	0.00	650.00	3,650.00	0.00	(3,650.00)
21 1990 0151	BHS Softball Club	0.00	0.00	238.60	0.00	(238.60)
21 1990 0152	BHS Boys' Soccer	0.00	898.45	947.67	0.00	(947.67)
21 1990 0153	BHS Boys' Soccer Fundraising	0.00	1,539.09	3,960.93	0.00	(3,960.93)
21 1990 0155	BHS Girls' Golf	0.00	0.00	7,230.00	0.00	(7,230.00)
21 1990 0156	BHS Girls' Tennis	0.00	0.00	1,000.00	0.00	(1,000.00)
21 1990 0164	BHS Girls' Soccer	0.00	1,218.50	1,361.50	0.00	(1,361.50)
21 1990 0165	BHS Girls' Soccer Fundraising	0.00	908.59	1,770.73	0.00	(1,770.73)
21 1990 0180	BHS Wrestling	0.00	71.16	14,400.02	0.00	(14,400.02)
21 1990 0185	BMS Wrestling	0.00	0.00	1,752.50	0.00	(1,752.50)
21 1990 0186	BSMS Wrestling	0.00	1,022.00	3,589.00	0.00	(3,589.00)
21 1990 0190	BHS Girls' Softball	0.00	0.00	3,586.00	0.00	(3,586.00)
21 1990 0191	BHS Unified Bowling	0.00	0.00	630.00	0.00	(630.00)
21 1990 0192	Boys' Golf Club	0.00	133.71	133.71	0.00	(133.71)
21 1990 0193	BHS Girls' Golf Club	0.00	0.00	155.00	0.00	(155.00)
21 1990 0195	BHS Track Club	0.00	9,490.00	9,923.00	0.00	(9,923.00)
21 1990 0196	BHS Football Club	0.00	0.00	825.00	0.00	(825.00)
21 1990 0197	BHS Wrestling Club	0.00	821.70	3,110.38	0.00	(3,110.38)
21 1990 0200	BHS Band	0.00	500.00	12,240.00	0.00	(12,240.00)
21 1990 0220	HE Band Resale	0.00	0.00	3,030.00	0.00	(3,030.00)
21 1990 0221	AP Band Resale	0.00	849.77	1,572.77	0.00	(1,572.77)
21 1990 0300	BHS Dance Team	0.00	571.20	48,360.76	0.00	(48,360.76)
21 1990 0355	BHS Varsity Cheerleading	0.00	700.36	22,261.61	0.00	(22,261.61)
21 1990 0450	BHS Skills USA/VICA	0.00	420.00	620.00	0.00	(620.00)
21 1990 0512	SE Student Council	0.00	744.48	744.48	0.00	(744.48)
21 1990 0550	BE Miscellaneous	0.00	1,518.72	2,093.63	0.00	(2,093.63)
21 1990 0557	PC Miscellaneous	0.00	0.00	5,380.96	0.00	(5,380.96)
21 1990 0559	DIST Washington DC Trip	0.00	418.00	6,571.09	0.00	(6,571.09)
21 1990 0560	HE Miscellaneous	0.00	0.00	594.00	0.00	(594.00)
21 1990 0561	AP Miscellaneous	0.00	202.31	583.19	0.00	(583.19)
21 1990 0567	SE Miscellaneous	0.00	775.00	1,130.87	0.00	(1,130.87)
21 1990 0568	SE Yearbook	0.00	660.00	660.00	0.00	(660.00)

Fund: 21 ACTIVITY FUND

<u>Account Number</u>	<u>Description</u>	<u>Revised Budget</u>	<u>During Month</u>	<u>To Date</u>	<u>% of Budget</u>	<u>Budget Balance</u>
21 1990 0590	BE Student Council	0.00	0.00	586.31	0.00	(586.31)
21 1990 0600	BHS FBLA	0.00	0.00	6,924.68	0.00	(6,924.68)
21 1990 0651	BHS Play Production	0.00	0.00	3,034.80	0.00	(3,034.80)
21 1990 0652	BHS Speech	0.00	0.00	128.00	0.00	(128.00)
21 1990 0720	BHS French	0.00	0.00	511.69	0.00	(511.69)
21 1990 0750	BHS Journalism	0.00	0.00	65.00	0.00	(65.00)
21 1990 0800	BHS Miscellaneous	0.00	0.00	19,184.57	0.00	(19,184.57)
21 1990 0801	BHS Robotics	0.00	0.00	1,911.00	0.00	(1,911.00)
21 1990 0802	BHS Quiz Bowl	0.00	0.00	1,723.70	0.00	(1,723.70)
21 1990 0804	BHS Multi Cultural Club	0.00	0.00	1,951.00	0.00	(1,951.00)
21 1990 0805	BHS Boys' Youth Basketball	0.00	2,262.79	2,957.20	0.00	(2,957.20)
21 1990 0806	BHS Outdoor Club	0.00	400.00	400.00	0.00	(400.00)
21 1990 0807	BHS Key Club	0.00	0.00	60.00	0.00	(60.00)
21 1990 0825	BHS Youth Girls' Basketball	0.00	178.41	1,202.36	0.00	(1,202.36)
21 1990 0830	BHS PSAT/AP	0.00	0.00	2,457.00	0.00	(2,457.00)
21 1990 0845	BMS Yearbook	0.00	0.00	100.00	0.00	(100.00)
21 1990 0846	BSMS Yearbook	0.00	0.00	10.00	0.00	(10.00)
21 1990 0872	BMS Service Club	0.00	0.00	150.00	0.00	(150.00)
21 1990 0875	DIST Wellness	0.00	0.00	150.00	0.00	(150.00)
21 1990 0880	DIST Facilities Use	0.00	0.00	36,204.29	0.00	(36,204.29)
21 1990 0890	BHS Student Senate	0.00	0.00	6,090.00	0.00	(6,090.00)
21 1990 0892	BMS Cooking Club	0.00	0.00	2,215.00	0.00	(2,215.00)
21 1990 0893	BMS Miscellaneous	0.00	0.00	520.14	0.00	(520.14)
21 1990 0894	BSMS Student Senate	0.00	0.00	891.96	0.00	(891.96)
21 1990 0895	BSMS Cooking Club	0.00	0.00	(270.00)	0.00	270.00
21 1990 0896	BSMS Miscellaneous	0.00	0.00	476.36	0.00	(476.36)
21 1990 0900	BHS Music	0.00	0.00	2,039.00	0.00	(2,039.00)
21 1990 0910	BHS Musical	0.00	44,996.50	45,456.50	0.00	(45,456.50)
21 1990 0916	BMS Music Resale	0.00	0.00	198.00	0.00	(198.00)
21 1990 0917	BSMS Music Resale	0.00	0.00	293.00	0.00	(293.00)
21 1990 0952	BHS Art Lab	0.00	0.00	1,100.00	0.00	(1,100.00)
21 1990 0955	BHS Shop	0.00	0.00	697.46	0.00	(697.46)
21 1990 0971	PC Library	0.00	85.18	3,292.75	0.00	(3,292.75)
21 1990 0972	SE Library	0.00	1,016.30	3,556.31	0.00	(3,556.31)
21 1990 0975	BE Library	0.00	0.00	1,846.22	0.00	(1,846.22)
21 1990 0976	AP Library	0.00	1,526.87	2,249.71	0.00	(2,249.71)
21 1990 0995	HE Library	0.00	21.45	802.00	0.00	(802.00)
21 1990 0996	BMS Library	0.00	0.00	1,373.25	0.00	(1,373.25)
21 1990 0997	BSMS Library	0.00	0.00	1,261.15	0.00	(1,261.15)
Subtotal: LOCAL RECIEPTS		0.00	81,918.81	453,643.25	0.00	(453,643.25)
Fund Total:		0.00	81,918.81	453,643.25	0.00	(453,643.25)

Fund: 22 STUDENT FEE FUND

<u>Account Number</u>	<u>Description</u>	<u>Revised Budget</u>	<u>During Month</u>	<u>To Date</u>	<u>% of Budget</u>	<u>Budget Balance</u>
22 1741 5100	Cooperative Loss	0.00	498.12	6,039.28	0.00	(6,039.28)
Subtotal: LOCAL RECIEPTS		0.00	498.12	6,039.28	0.00	(6,039.28)
Fund Total:		0.00	498.12	6,039.28	0.00	(6,039.28)

Fund: 24 QSC BONDS CDARS

<u>Account Number</u>	<u>Description</u>	<u>Revised Budget</u>	<u>During Month</u>	<u>To Date</u>	<u>% of Budget</u>	<u>Budget Balance</u>
24 1510	Interest on Investments	0.00	1,819.21	13,081.81	0.00	(13,081.81)
Subtotal: LOCAL RECIEPTS		0.00	1,819.21	13,081.81	0.00	(13,081.81)
Fund Total:		0.00	1,819.21	13,081.81	0.00	(13,081.81)

Fund: 25 BOND FUND

<u>Account Number</u>	<u>Description</u>	<u>Revised Budget</u>	<u>During Month</u>	<u>To Date</u>	<u>% of Budget</u>	<u>Budget Balance</u>
25 1100	Local Property Taxes	0.00	554,037.89	1,965,500.50	0.00	(1,965,500.50)

Fund: 25 BOND FUND

<u>Account Number</u>	<u>Description</u>	<u>Revised Budget</u>	<u>During Month</u>	<u>To Date</u>	<u>% of Budget</u>	<u>Budget Balance</u>
25 1510	Interest on Investments	0.00	19,480.60	176,932.71	0.00	(176,932.71)
	Subtotal: LOCAL RECIEPTS	0.00	573,518.49	2,142,433.21	0.00	(2,142,433.21)
	Fund Total:	0.00	573,518.49	2,142,433.21	0.00	(2,142,433.21)

Fund: 27 UNEMPLOYMENT CDARS

<u>Account Number</u>	<u>Description</u>	<u>Revised Budget</u>	<u>During Month</u>	<u>To Date</u>	<u>% of Budget</u>	<u>Budget Balance</u>
27 1510	Interest on Investments	0.00	818.18	5,883.21	0.00	(5,883.21)
	Subtotal: LOCAL RECIEPTS	0.00	818.18	5,883.21	0.00	(5,883.21)
	Fund Total:	0.00	818.18	5,883.21	0.00	(5,883.21)

	<u>Revised Budget</u>	<u>During Month</u>	<u>To Date</u>	<u>% of Budget</u>	<u>Budget Balance</u>
Grand Total:	0.00	9,069,893.36	77,920,237.69	0.00	(77,920,237.69)

04/09/2026 05:09 PM

User ID: MDT

Account Number	Account Description	Revised Budget	Expended During Month	Expenditures to Date	% of Budget	Balance at EOM	P/ O Outstanding	Unencumbered Balance
01	GENERAL FUND CHECKING							
1100	REGULAR INSTRUCTIONAL PROGRAMS							
01 1100 110 000	REG INSTR - SALARIES NON-INSTR DIST	45,066.00	3,044.99	23,762.00	52.73	21,304.00	0.00	21,304.00
01 1100 111 000	REG INSTR - SALARIES TEACHERS DIST	264,099.00	13,370.26	93,591.82	35.44	170,507.18	0.00	170,507.18
01 1100 111 001	REG INSTR - SALARIES TEACHERS BHS	4,082,548.00	314,549.03	2,220,102.40	54.38	1,862,445.60	0.00	1,862,445.60
01 1100 111 002	REG INSTR - SALARIES TEACHERS BE	1,336,533.00	102,093.23	721,465.22	53.98	615,067.78	0.00	615,067.78
01 1100 111 003	REG INSTR - SALARIES TEACHERS PC	2,254,739.00	167,757.09	1,207,055.43	53.53	1,047,683.57	0.00	1,047,683.57
01 1100 111 004	REG INSTR - SALARIES TEACHERS HE	1,710,860.00	118,203.37	873,048.12	51.03	837,811.88	0.00	837,811.88
01 1100 111 005	REG INSTR - SALARIES TEACHERS BMS	2,255,382.00	167,085.74	1,182,893.90	52.45	1,072,488.10	0.00	1,072,488.10
01 1100 111 006	REG INSTR - SALARIES TEACHERS AP	1,684,058.00	150,903.33	1,056,323.31	62.72	627,734.69	0.00	627,734.69
01 1100 111 007	REG INSTR - SALARIES TEACHERS SE	1,653,289.00	130,480.25	913,361.75	55.25	739,927.25	0.00	739,927.25
01 1100 111 008	REG INSTR - SALARIES TEACHERS BSMS	2,683,867.00	214,328.96	1,497,090.78	55.78	1,186,776.22	0.00	1,186,776.22
01 1100 112 001	REG INSTR - SALARIES INSTR AIDES BHS	22,943.00	1,865.78	15,453.44	67.36	7,489.56	0.00	7,489.56
01 1100 112 002	REG INSTR - SALARIES INSTR AIDES BE	0.00	0.00	0.00	0.00	0.00	0.00	0.00
01 1100 112 003	REG INSTR - SALARIES INSTR AIDES PC	0.00	0.00	0.00	0.00	0.00	0.00	0.00
01 1100 112 004	REG INSTR - SALARIES INSTR AIDES HE	0.00	0.00	0.00	0.00	0.00	0.00	0.00
01 1100 112 005	REG INSTR - SALARIES INSTR AIDES BMS	0.00	0.00	0.00	0.00	0.00	0.00	0.00
01 1100 112 006	REG INSTR - SALARIES INSTR AIDES AP	0.00	0.00	0.00	0.00	0.00	0.00	0.00
01 1100 112 007	REG INSTR - SALARIES INSTR AIDES SE	0.00	0.00	0.00	0.00	0.00	0.00	0.00
01 1100 112 008	REG INSTR - SALARIES INSTR AIDES BSMS	0.00	0.00	0.00	0.00	0.00	0.00	0.00
01 1100 120 001	REG INSTR - SUBS NON-INSTR BHS	7,829.00	1,014.65	6,087.90	77.76	1,741.10	0.00	1,741.10
01 1100 120 005	REG INSTR - SUBS NON-INSTR BMS	108.00	2,146.37	10,614.79	9,828.51	(10,506.79)	0.00	(10,506.79)
01 1100 120 008	SUBS NON-INSTR BSMS	0.00	0.00	0.00	0.00	0.00	0.00	0.00
01 1100 122 001	REG INSTR - SUB AIDES/ASST HS	632.00	0.00	0.00	0.00	632.00	0.00	632.00
01 1100 122 002	REG INSTR - SUB AIDES/ASST BE	275.00	0.00	79.92	29.06	195.08	0.00	195.08
01 1100 122 003	REG INSTR - SUB AIDES/ASST PC	0.00	0.00	0.00	0.00	0.00	0.00	0.00
01 1100 122 004	REG INSTR - SUB AIDES/ASST HE	0.00	0.00	0.00	0.00	0.00	0.00	0.00
01 1100 122 005	REG INSTR - SUB AIDES/ASST BMS	1,343.00	0.00	281.57	20.97	1,061.43	0.00	1,061.43
01 1100 122 006	REG INSTR - SUB AIDES/ASST AP	150.00	0.00	0.00	0.00	150.00	0.00	150.00
01 1100 122 007	REG INSTR - SUB AIDES/ASST SE	0.00	0.00	0.00	0.00	0.00	0.00	0.00
01 1100 122 008	REG INSTR - SUB AIDES/ASST BSMS	1,922.00	0.00	204.98	10.66	1,717.02	0.00	1,717.02
01 1100 123 000	REG INSTR - SUB TEACHERS DIST	0.00	0.00	4,200.00	0.00	(4,200.00)	0.00	(4,200.00)
01 1100 123 001	REG INSTR - SUB TEACHERS BHS	133,608.00	9,012.50	71,625.00	53.61	61,983.00	0.00	61,983.00
01 1100 123 002	REG INSTR - SUB TEACHERS BE	69,609.00	6,230.00	40,752.50	58.54	28,856.50	0.00	28,856.50
01 1100 123 003	REG INSTR - SUB TEACHERS PC	76,540.00	8,975.00	51,047.50	66.69	25,492.50	0.00	25,492.50
01 1100 123 004	REG INSTR - SUB TEACHERS HE	63,618.00	3,937.50	43,712.50	68.71	19,905.50	0.00	19,905.50
01 1100 123 005	REG INSTR - SUB TEACHERS BMS	67,148.00	5,775.00	38,952.50	58.01	28,195.50	0.00	28,195.50
01 1100 123 006	REG INSTR - SUB TEACHERS AP	69,088.00	2,975.00	30,887.50	44.71	38,200.50	0.00	38,200.50
01 1100 123 007	REG INSTR - SUB TEACHERS SE	60,138.00	3,937.50	29,750.00	49.47	30,388.00	0.00	30,388.00
01 1100 123 008	REG INSTR - SUB TEACHERS BSMS	91,680.00	8,537.50	48,805.00	53.23	42,875.00	0.00	42,875.00
01 1100 130 000	REG INSTR - OT SALARIES NON-INSTR DIST	8,903.00	671.78	5,293.45	59.46	3,609.55	0.00	3,609.55
01 1100 130 001	REG INSTR - OT SALARIES NON-INSTR BHS	0.00	0.00	0.00	0.00	0.00	0.00	0.00
01 1100 132 001	REG INSTR - OT SALARIES AIDES BHS	510.00	0.00	0.00	0.00	510.00	0.00	510.00
01 1100 132 002	REG INSTR - OT SALARIES INSTR AIDES BE	0.00	0.00	0.00	0.00	0.00	0.00	0.00
01 1100 132 003	REG INSTR - OT SALARIES INSTR AIDES PC	0.00	0.00	0.00	0.00	0.00	0.00	0.00
01 1100 132 004	REG INSTR - OT SALARIES INSTR AIDES HE	0.00	0.00	0.00	0.00	0.00	0.00	0.00
01 1100 132 006	REG INSTR - OT SALARIES INSTR AIDES AP	0.00	0.00	0.00	0.00	0.00	0.00	0.00
01 1100 132 007	REG INSTR - OT SALARIES INSTR AIDES SE	0.00	0.00	0.00	0.00	0.00	0.00	0.00
01 1100 132 008	REG INSTR - OT SALARIES INSTR AIDES BSMS	0.00	0.00	0.00	0.00	0.00	0.00	0.00
01 1100 150 000	REG INSTR - ADD'L COMP NON-INSTR DIST	0.00	7.26	50.82	0.00	(50.82)	0.00	(50.82)
01 1100 150 001	REG INSTR - ADD'L COMP NON-INSTR BHS	5,294.00	134.96	4,209.72	79.52	1,084.28	0.00	1,084.28
01 1100 150 005	REG INSTR - ADD'L COMP NON-INSTR BMS	107.00	35.00	225.00	210.28	(118.00)	0.00	(118.00)
01 1100 150 008	REG INSTR - ADD'L COMP NON-INSTR BSMS	628.00	0.00	490.00	78.03	138.00	0.00	138.00
01 1100 151 000	REG INSTR - ADD'L COMP TEACHERS DIST	3,883.00	264.49	1,851.43	47.68	2,031.57	0.00	2,031.57
01 1100 151 001	REG INSTR - ADD'L COMP TEACHERS BHS	550,287.00	45,170.53	315,173.99	57.27	235,113.01	0.00	235,113.01

04/09/2026 05:09 PM

User ID: MDT

Account Number	Account Description	Revised Budget	Expended During Month	Expenditures to Date	% of Budget	Balance at EOM	P/ O Outstanding	Unencumbered Balance
01 1100 151 002	REG INSTR - ADD'L COMP TEACHERS BE	25,895.00	2,130.30	16,039.91	61.94	9,855.09	0.00	9,855.09
01 1100 151 003	REG INSTR - ADD'L COMP TEACHERS PC	39,138.00	2,808.81	22,122.73	56.52	17,015.27	0.00	17,015.27
01 1100 151 004	REG INSTR - ADD'L COMP TEACHERS HE	27,933.00	2,148.73	17,053.89	61.05	10,879.11	0.00	10,879.11
01 1100 151 005	REG INSTR - ADD'L COMP TEACHERS BMS	102,306.00	8,069.16	59,620.29	58.28	42,685.71	0.00	42,685.71
01 1100 151 006	REG INSTR - ADD'L COMP TEACHERS AP	29,651.00	2,331.04	19,126.64	64.51	10,524.36	0.00	10,524.36
01 1100 151 007	REG INSTR - ADD'L COMP TEACHERS SE	26,420.00	2,124.11	16,452.87	62.27	9,967.13	0.00	9,967.13
01 1100 151 008	REG INSTR - ADD'L COMP TEACHERS BSMS	114,427.00	10,284.14	72,290.08	63.18	42,136.92	0.00	42,136.92
01 1100 152 001	REG INSTR - ADD'L COMP AIDES BHS	113.00	6.41	44.87	39.71	68.13	0.00	68.13
01 1100 152 002	REG INSTR - ADD'L COMP AIDES BE	0.00	0.00	0.00	0.00	0.00	0.00	0.00
01 1100 152 003	REG INSTR - ADD'L COMP AIDES PC	0.00	0.00	0.00	0.00	0.00	0.00	0.00
01 1100 152 004	REG INSTR - ADD'L COMP AIDES HE	0.00	0.00	0.00	0.00	0.00	0.00	0.00
01 1100 152 005	REG INSTR - ADD'L COMP AIDES BMS	0.00	0.00	0.00	0.00	0.00	0.00	0.00
01 1100 152 006	REG INSTR - ADD'L COMP AIDES AP	0.00	0.00	0.00	0.00	0.00	0.00	0.00
01 1100 152 007	REG INSTR - ADD'L COMP AIDES SE	0.00	0.00	0.00	0.00	0.00	0.00	0.00
01 1100 152 008	REG INSTR - ADD'L COMP AIDES BSMS	0.00	0.00	0.00	0.00	0.00	0.00	0.00
01 1100 210 000	REG INSTR - GROUP INS NON-INSTR DIST	0.00	2.10	14.70	0.00	(14.70)	0.00	(14.70)
01 1100 211 000	REG INSTR - GROUP INS TEACHERS/PROF DIST	69,916.00	4,913.80	34,396.60	49.20	35,519.40	0.00	35,519.40
01 1100 211 001	REG INSTR - GROUP INS TEACHERS/PROF BHS	1,142,495.00	86,407.55	595,971.52	52.16	546,523.48	0.00	546,523.48
01 1100 211 002	REG INSTR - GROUP INS TEACHERS/PROF BE	390,514.00	30,458.55	222,255.27	56.91	168,258.73	0.00	168,258.73
01 1100 211 003	REG INSTR - GROUP INS TEACHERS/PROF PC	653,749.00	46,810.54	321,646.66	49.20	332,102.34	0.00	332,102.34
01 1100 211 004	REG INSTR - GROUP INS TEACHERS/PROF HE	448,336.00	35,092.75	240,489.49	53.64	207,846.51	0.00	207,846.51
01 1100 211 005	REG INSTR - GROUP INS TEACHERS/PROF BMS	449,833.00	36,873.15	257,855.91	57.32	191,977.09	0.00	191,977.09
01 1100 211 006	REG INSTR - GROUP INS TEACHERS/PROF AP	552,271.00	46,845.18	332,030.11	60.12	220,240.89	0.00	220,240.89
01 1100 211 007	REG INSTR - GROUP INS TEACHERS/PROF SE	485,281.00	38,012.66	266,088.62	54.83	219,192.38	0.00	219,192.38
01 1100 211 008	REG INSTR - GROUP INS TEACHERS/PROF BSMS	683,873.00	51,978.23	363,847.61	53.20	320,025.39	0.00	320,025.39
01 1100 212 001	REG INSTR - GROUP INS AIDES BHS	454.00	681.19	4,768.33	1,050.29	(4,314.33)	0.00	(4,314.33)
01 1100 212 002	REG INSTR - GROUP INS AIDES BE	0.00	0.00	0.00	0.00	0.00	0.00	0.00
01 1100 212 003	REG INSTR - GROUP INS AIDES PC	0.00	0.00	0.00	0.00	0.00	0.00	0.00
01 1100 212 004	REG INSTR - GROUP INS AIDES HE	0.00	0.00	0.00	0.00	0.00	0.00	0.00
01 1100 212 005	REG INSTR - GROUP INS AIDES BMS	0.00	0.00	0.00	0.00	0.00	0.00	0.00
01 1100 212 006	REG INSTR - GROUP INS AIDES AP	0.00	0.00	0.00	0.00	0.00	0.00	0.00
01 1100 212 007	REG INSTR - GROUP INS AIDES SE	0.00	0.00	0.00	0.00	0.00	0.00	0.00
01 1100 212 008	REG INSTR - GROUP INS AIDES BSMS	0.00	0.00	0.00	0.00	0.00	0.00	0.00
01 1100 220 000	REG INSTR - SOC SEC NON-INSTR DIST	4,645.00	321.23	2,481.00	53.41	2,164.00	0.00	2,164.00
01 1100 220 001	REG INSTR - SOC SEC NON-INSTR BHS	988.00	87.95	787.82	79.74	200.18	0.00	200.18
01 1100 220 005	REG INSTR - SOC SEC NON-INSTR BMS	0.00	166.87	829.24	0.00	(829.24)	0.00	(829.24)
01 1100 220 008	REG INSTR - SOC SEC NON-INSTR BSMS	0.00	0.00	37.51	0.00	(37.51)	0.00	(37.51)
01 1100 221 000	REG INSTR - SOC SEC TEACHERS DIST	21,127.00	1,055.86	7,391.00	34.98	13,736.00	0.00	13,736.00
01 1100 221 001	REG INSTR - SOC SEC TEACHERS BHS	363,421.00	27,320.62	189,546.65	52.16	173,874.35	0.00	173,874.35
01 1100 221 002	REG INSTR - SOC SEC TEACHERS BE	109,206.00	7,923.47	56,148.00	51.41	53,058.00	0.00	53,058.00
01 1100 221 003	REG INSTR - SOC SEC TEACHERS PC	179,696.00	13,159.00	94,854.49	52.79	84,841.51	0.00	84,841.51
01 1100 221 004	REG INSTR - SOC SEC TEACHERS HE	132,436.00	9,155.55	64,546.38	48.74	67,889.62	0.00	67,889.62
01 1100 221 005	REG INSTR - SOC SEC TEACHERS BMS	186,159.00	13,390.65	95,037.41	51.05	91,121.59	0.00	91,121.59
01 1100 221 006	REG INSTR - SOC SEC TEACHERS AP	130,901.00	11,436.98	80,250.73	61.31	50,650.27	0.00	50,650.27
01 1100 221 007	REG INSTR - SOC SEC TEACHERS SE	127,843.00	10,105.29	70,865.90	55.43	56,977.10	0.00	56,977.10
01 1100 221 008	REG INSTR - SOC SEC TEACHERS BSMS	218,536.00	17,090.75	119,236.27	54.56	99,299.73	0.00	99,299.73
01 1100 222 001	REG INSTR - SOC SEC AIDES BHS	1,835.00	139.61	1,160.37	63.24	674.63	0.00	674.63
01 1100 222 002	REG INSTR - SOC SEC AIDES BE	0.00	0.00	6.12	0.00	(6.12)	0.00	(6.12)
01 1100 222 003	REG INSTR - SOC SEC AIDES PC	0.00	0.00	0.00	0.00	0.00	0.00	0.00
01 1100 222 004	REG INSTR - SOC SEC AIDES HE	0.00	0.00	0.00	0.00	0.00	0.00	0.00
01 1100 222 005	REG INSTR - SOC SEC AIDES BMS	0.00	0.00	21.54	0.00	(21.54)	0.00	(21.54)
01 1100 222 006	REG INSTR - SOC SEC AIDES AP	0.00	0.00	0.00	0.00	0.00	0.00	0.00
01 1100 222 007	REG INSTR - SOC SEC AIDES SE	0.00	0.00	0.00	0.00	0.00	0.00	0.00
01 1100 222 008	REG INSTR - SOC SEC AIDES BSMS	134.00	0.00	15.68	11.70	118.32	0.00	118.32
01 1100 223 000	REG INSTR - SOC SEC SUB TEACHERS DIST	0.00	0.00	321.30	0.00	(321.30)	0.00	(321.30)

04/09/2026 05:09 PM

User ID: MDT

Account Number	Account Description	Revised Budget	Expended During Month	Expenditures to Date	% of Budget	Balance at EOM	P/ O Outstanding	Unencumbered Balance
01 1100 271 008	REG INSTR - WORK COMP TEACHERS BSMS	0.00	0.00	0.00	0.00	0.00	0.00	0.00
01 1100 280 000	REG INSTR - HEALTH BEN NON-INSTR DIST	5,858.00	475.00	3,325.00	56.76	2,533.00	0.00	2,533.00
01 1100 281 000	REG INSTR - HEALTH BEN TEACHERS DIST	5,858.00	475.00	3,325.00	56.76	2,533.00	0.00	2,533.00
01 1100 281 001	REG INSTR - HEALTH BEN TEACHERS BHS	107,419.00	9,292.43	63,706.91	59.31	43,712.09	0.00	43,712.09
01 1100 281 002	REG INSTR - HEALTH BEN TEACHERS BE	76,208.00	4,727.95	33,579.79	44.06	42,628.21	0.00	42,628.21
01 1100 281 003	REG INSTR - HEALTH BEN TEACHERS PC	71,694.00	7,523.68	52,403.14	73.09	19,290.86	0.00	19,290.86
01 1100 281 004	REG INSTR - HEALTH BEN TEACHERS HE	50,186.00	3,346.53	23,339.17	46.51	26,846.83	0.00	26,846.83
01 1100 281 005	REG INSTR - HEALTH BEN TEACHERS BMS	95,364.00	7,512.41	52,586.87	55.14	42,777.13	0.00	42,777.13
01 1100 281 006	REG INSTR - HEALTH BEN TEACHERS AP	34,515.00	2,993.35	20,953.45	60.71	13,561.55	0.00	13,561.55
01 1100 281 007	REG INSTR - HEALTH BEN TEACHERS SE	45,500.00	4,380.12	30,660.84	67.39	14,839.16	0.00	14,839.16
01 1100 281 008	REG INSTR - HEALTH BEN TEACHERS BSMS	89,102.00	7,892.28	55,245.96	62.00	33,856.04	0.00	33,856.04
01 1100 320 002	REG INSTR - PROF ED SERVICES BE	0.00	0.00	0.00	0.00	0.00	0.00	0.00
01 1100 320 003	REG INSTR - PROF ED SERVICES PC	0.00	0.00	0.00	0.00	0.00	150.00	(150.00)
01 1100 320 004	REG INSTR - PROF ED SERVICES HE	0.00	0.00	0.00	0.00	0.00	0.00	0.00
01 1100 320 006	REG INSTR - PROF ED SERVICES AP	0.00	0.00	0.00	0.00	0.00	0.00	0.00
01 1100 320 007	REG INSTR - PROF ED SERVICES SE	0.00	0.00	0.00	0.00	0.00	0.00	0.00
01 1100 340 000	REG INSTR - OTHER PROF SERVICES DIST	0.00	0.00	0.00	0.00	0.00	0.00	0.00
01 1100 340 001	REG INSTR - OTHER PROF SERVICES BHS	0.00	0.00	0.00	0.00	0.00	0.00	0.00
01 1100 340 001 081	REG INSTR - PROF SERV VOCAL MUSIC BHS	0.00	0.00	222.00	0.00	(222.00)	0.00	(222.00)
01 1100 340 001 082	REG INSTR - PROF SERV INSTR MUSIC BHS	0.00	0.00	0.00	0.00	0.00	0.00	0.00
01 1100 340 002	REG INSTR - OTHER PROF SERVICES BE	0.00	0.00	0.00	0.00	0.00	0.00	0.00
01 1100 340 003	REG INSTR - OTHER PROF SERVICES PC	0.00	0.00	0.00	0.00	0.00	0.00	0.00
01 1100 340 004	REG INSTR - OTHER PROF SERVICES HE	105.00	0.00	0.00	0.00	105.00	0.00	105.00
01 1100 340 005	REG INSTR - OTHER PROF SERVICES BMS	0.00	0.00	0.00	0.00	0.00	0.00	0.00
01 1100 340 006	REG INSTR - OTHER PROF SERVICES AP	0.00	0.00	0.00	0.00	0.00	0.00	0.00
01 1100 340 007	REG INSTR - OTHER PROF SERVICES SE	0.00	0.00	0.00	0.00	0.00	0.00	0.00
01 1100 340 008	REG INSTR - OTHER PROF SERVICES BSMS	0.00	0.00	0.00	0.00	0.00	0.00	0.00
01 1100 440 001	REG INSTR - RENTALS BHS	0.00	0.00	0.00	0.00	0.00	0.00	0.00
01 1100 440 002	REG INSTR - RENTALS BE	0.00	0.00	0.00	0.00	0.00	0.00	0.00
01 1100 440 003	REG INSTR - RENTALS PC	0.00	0.00	0.00	0.00	0.00	0.00	0.00
01 1100 440 004	REG INSTR - RENTALS HE	0.00	0.00	0.00	0.00	0.00	0.00	0.00
01 1100 440 005	REG INSTR - RENTALS BMS	0.00	0.00	0.00	0.00	0.00	0.00	0.00
01 1100 440 006	REG INSTR - RENTALS AP	0.00	0.00	0.00	0.00	0.00	0.00	0.00
01 1100 440 007	REG INSTR - RENTALS SE	0.00	0.00	0.00	0.00	0.00	0.00	0.00
01 1100 440 008	REG INSTR - RENTALS BSMS	0.00	0.00	0.00	0.00	0.00	0.00	0.00
01 1100 550 000	REG INSTR - PRINTING DIST	62,797.00	18,213.45	46,949.19	75.57	15,847.81	508.03	15,339.78
01 1100 550 001	REG INSTR - PRINTING BHS	0.00	0.00	0.00	0.00	0.00	0.00	0.00
01 1100 550 002	REG INSTR - PRINTING BE	0.00	0.00	0.00	0.00	0.00	0.00	0.00
01 1100 550 003	REG INSTR - PRINTING PC	0.00	0.00	113.75	0.00	(113.75)	0.00	(113.75)
01 1100 550 004	REG INSTR - PRINTING HE	0.00	0.00	0.00	0.00	0.00	0.00	0.00
01 1100 550 005	REG INSTR - PRINTING BMS	780.00	0.00	0.00	0.00	780.00	0.00	780.00
01 1100 550 006	REG INSTR - PRINTING AP	0.00	0.00	0.00	0.00	0.00	0.00	0.00
01 1100 550 007	REG INSTR - PRINTING SE	0.00	0.00	110.97	0.00	(110.97)	0.00	(110.97)
01 1100 550 008	REG INSTR - PRINTING BSMS	0.00	0.00	0.00	0.00	0.00	0.00	0.00
01 1100 561 000	REG INSTR - TUIT PD OTHER DIST	72,477.00	0.00	0.00	0.00	72,477.00	0.00	72,477.00
01 1100 561 001	REG INSTR - TUIT PD OTHER DIST BHS	9,292.00	0.00	6,000.00	64.57	3,292.00	0.00	3,292.00
01 1100 561 005	REG INSTR - TUIT PD OTHER DIST BMS	0.00	0.00	0.00	0.00	0.00	0.00	0.00
01 1100 561 008	REG INSTR - TUIT PD OTHER DIST BSMS	0.00	0.00	0.00	0.00	0.00	0.00	0.00
01 1100 580 000	REG INSTR - TRAVEL & MILEAGE DIST	8,918.00	496.49	3,670.08	41.15	5,247.92	0.00	5,247.92
01 1100 580 001	REG INSTR - TRAVEL & MILEAGE BHS	155.00	0.00	181.16	116.88	(26.16)	0.00	(26.16)
01 1100 580 001 015	REG INSTR - TRAVEL & MILEAGE ENGLISH BHS	0.00	0.00	0.00	0.00	0.00	0.00	0.00
01 1100 580 001 016	REG INSTR - TRAVEL & MILEAGE JOURN BHS	0.00	0.00	0.00	0.00	0.00	0.00	0.00
01 1100 580 001 017	REG INSTR - TRAVEL & MILEAGE 1ACT/SP BHS	0.00	0.00	0.00	0.00	0.00	0.00	0.00
01 1100 580 001 020	REG INSTR - TRAVEL & MILEAGE SPANISH BHS	0.00	0.00	2,181.81	0.00	(2,181.81)	960.00	(3,141.81)
01 1100 580 001 021	REG INSTR - TRAVEL & MILEAGE FRENCH BHS	0.00	0.00	2,176.12	0.00	(2,176.12)	61.38	(2,237.50)

04/09/2026 05:09 PM

User ID: MDT

Account Number	Account Description	Revised Budget	Expended During Month	Expenditures to Date	% of Budget	Balance at EOM	P/ O Outstanding	Unencumbered Balance
01 1100 610 001 020	REG INSTR - SUPPLIES SPANISH BHS	1,881.00	0.00	249.26	13.25	1,631.74	0.00	1,631.74
01 1100 610 001 021	REG INSTR - SUPPLIES FRENCH BHS	1,215.00	104.93	174.45	14.36	1,040.55	0.00	1,040.55
01 1100 610 001 030	REG INSTR - SUPPLIES SOC STUD BHS	2,011.00	0.00	238.02	27.31	1,772.98	311.14	1,461.84
01 1100 610 001 040	REG INSTR - SUPPLIES MATH BHS	8,550.00	0.00	59.99	4.61	8,490.01	333.88	8,156.13
01 1100 610 001 050	REG INSTR - SUPPLIES VOCATIONAL BHS	0.00	0.00	0.00	0.00	0.00	0.00	0.00
01 1100 610 001 051	REG INSTR - SUPPLIES BUSINESS BHS	2,072.00	0.00	161.70	9.09	1,910.30	26.72	1,883.58
01 1100 610 001 052	REG INSTR - SUPPLIES IND TECH BHS	6,054.00	50.00	3,897.12	66.54	2,156.88	130.92	2,025.96
01 1100 610 001 053	REG INSTR - SUPPLIES FCS BHS	8,232.00	454.58	4,753.95	58.32	3,478.05	47.27	3,430.78
01 1100 610 001 060	REG INSTR - SUPPLIES PE BHS	5,190.00	0.00	792.63	15.27	4,397.37	0.00	4,397.37
01 1100 610 001 070	REG INSTR - SUPPLIES SCIENCE BHS	15,947.00	960.10	2,904.09	45.37	13,042.91	4,330.91	8,712.00
01 1100 610 001 080	REG INSTR - SUPPLIES ART BHS	7,714.00	0.00	0.00	3.59	7,714.00	276.68	7,437.32
01 1100 610 001 081	REG INSTR - SUPPLIES VOCAL MUSIC BHS	1,568.00	0.00	210.95	13.45	1,357.05	0.00	1,357.05
01 1100 610 001 082	REG INSTR - SUPPLIES INSTR MUSIC BHS	6,203.00	0.00	1,812.38	37.41	4,390.62	508.01	3,882.61
01 1100 610 001 611	REG INSTR - TESTING SUPPLIES BHS	0.00	0.00	0.00	0.00	0.00	0.00	0.00
01 1100 610 002	REG INSTR - SUPPLIES BE	6,313.00	254.01	3,743.54	59.30	2,569.46	0.00	2,569.46
01 1100 610 002 001	REG INSTR - SUPPLIES 1ST GRADE BE	1,124.00	0.00	154.34	13.73	969.66	0.00	969.66
01 1100 610 002 002	REG INSTR - SUPPLIES 2ND GRADE BE	2,117.00	0.00	0.00	5.07	2,117.00	107.41	2,009.59
01 1100 610 002 003	REG INSTR - SUPPLIES 3RD GRADE BE	958.00	0.00	94.36	9.85	863.64	0.00	863.64
01 1100 610 002 004	REG INSTR - SUPPLIES 4TH GRADE BE	893.00	0.00	394.50	44.87	498.50	6.16	492.34
01 1100 610 002 005	REG INSTR - SUPPLIES 5TH GRADE BE	836.00	0.00	437.14	52.29	398.86	0.00	398.86
01 1100 610 002 007	REG INSTR - SUPPLIES KDG BE	854.00	490.21	551.71	77.16	302.29	107.23	195.06
01 1100 610 002 020	REG INSTR - SUPPLIES SPANISH BE	0.00	0.00	0.00	0.00	0.00	0.00	0.00
01 1100 610 002 060	REG INSTR - SUPPLIES PE BE	0.00	0.00	0.00	0.00	0.00	0.00	0.00
01 1100 610 002 080	REG INSTR - SUPPLIES ART BE	1,441.00	1,806.22	2,722.17	188.91	(1,281.17)	0.00	(1,281.17)
01 1100 610 002 081	REG INSTR - SUPPLIES VOCAL MUSIC BE	816.00	205.53	3,435.52	421.02	(2,619.52)	0.00	(2,619.52)
01 1100 610 002 082	REG INSTR - SUPPLIES INSTR MUSIC BE	0.00	0.00	0.00	0.00	0.00	0.00	0.00
01 1100 610 002 611	REG INSTR - TESTING SUPPLIES BE	3,307.00	0.00	0.00	0.00	3,307.00	0.00	3,307.00
01 1100 610 003	REG INSTR - SUPPLIES PC	7,752.00	959.83	2,609.04	33.66	5,142.96	0.00	5,142.96
01 1100 610 003 001	REG INSTR - SUPPLIES 1ST GRADE PC	778.00	0.00	125.01	16.07	652.99	0.00	652.99
01 1100 610 003 002	REG INSTR - SUPPLIES 2ND GRADE PC	831.00	0.00	137.50	16.55	693.50	0.00	693.50
01 1100 610 003 003	REG INSTR - SUPPLIES 3RD GRADE PC	1,611.00	8.89	480.97	30.17	1,130.03	4.99	1,125.04
01 1100 610 003 004	REG INSTR - SUPPLIES 4TH GRADE PC	1,182.00	299.37	545.95	46.19	636.05	0.00	636.05
01 1100 610 003 005	REG INSTR - SUPPLIES 5TH GRADE PC	998.00	0.00	133.65	22.03	864.35	86.20	778.15
01 1100 610 003 007	REG INSTR - SUPPLIES KDG PC	1,719.00	0.00	0.00	10.56	1,719.00	181.55	1,537.45
01 1100 610 003 020	REG INSTR - SUPPLIES SPANISH PC	0.00	0.00	0.00	0.00	0.00	0.00	0.00
01 1100 610 003 060	REG INSTR - SUPPLIES PE PC	735.00	15.90	638.52	86.87	96.48	0.00	96.48
01 1100 610 003 080	REG INSTR - SUPPLIES ART PC	513.00	96.90	485.74	94.69	27.26	0.00	27.26
01 1100 610 003 081	REG INSTR - SUPPLIES VOCAL MUSIC PC	374.00	0.00	154.81	49.11	219.19	28.88	190.31
01 1100 610 003 082	REG INSTR - SUPPLIES INSTR MUSIC PC	0.00	0.00	0.00	0.00	0.00	0.00	0.00
01 1100 610 003 611	REG INSTR - TESTING SUPPLIES PC	3,307.00	0.00	0.00	0.00	3,307.00	0.00	3,307.00
01 1100 610 004	REG INSTR - SUPPLIES HE	5,218.00	73.99	2,259.57	43.30	2,958.43	0.00	2,958.43
01 1100 610 004 001	REG INSTR - SUPPLIES 1ST GRADE HE	1,360.00	0.00	0.00	2.46	1,360.00	33.48	1,326.52
01 1100 610 004 002	REG INSTR - SUPPLIES 2ND GRADE HE	1,174.00	47.99	531.19	47.62	642.81	27.85	614.96
01 1100 610 004 003	REG INSTR - SUPPLIES 3RD GRADE HE	1,319.00	0.00	39.98	29.03	1,279.02	342.94	936.08
01 1100 610 004 004	REG INSTR - SUPPLIES 4TH GRADE HE	2,429.00	0.00	0.00	0.30	2,429.00	7.40	2,421.60
01 1100 610 004 005	REG INSTR - SUPPLIES 5TH GRADE HE	2,287.00	0.00	0.00	0.00	2,287.00	0.00	2,287.00
01 1100 610 004 007	REG INSTR - SUPPLIES KDG HE	2,049.00	0.00	24.95	3.27	2,024.05	41.98	1,982.07
01 1100 610 004 020	REG INSTR - SUPPLIES SPANISH HE	0.00	0.00	0.00	0.00	0.00	0.00	0.00
01 1100 610 004 060	REG INSTR - SUPPLIES PE HE	2,146.00	0.00	0.00	3.14	2,146.00	67.35	2,078.65
01 1100 610 004 080	REG INSTR - SUPPLIES ART HE	2,386.00	402.94	1,864.34	86.47	521.66	198.91	322.75
01 1100 610 004 081	REG INSTR - SUPPLIES VOCAL MUSIC HE	2,481.00	770.67	1,309.05	53.16	1,171.95	9.89	1,162.06
01 1100 610 004 082	REG INSTR - SUPPLIES INSTR MUSIC HE	0.00	0.00	0.00	0.00	0.00	0.00	0.00
01 1100 610 004 611	REG INSTR - TESTING SUPPLIES HE	3,343.00	0.00	0.00	0.00	3,343.00	0.00	3,343.00
01 1100 610 005	REG INSTR - SUPPLIES BMS	25,034.00	120.41	1,597.47	6.38	23,436.53	0.00	23,436.53
01 1100 610 005 015	REG INSTR - SUPPLIES ENGLISH BMS	1,665.00	96.92	848.47	50.96	816.53	0.00	816.53

04/09/2026 05:09 PM

User ID: MDT

Account Number	Account Description	Revised Budget	Expended During Month	Expenditures to Date	% of Budget	Balance at EOM	P/ O Outstanding	Unencumbered Balance
01 1100 610 005 018	REG INSTR - SUPPLIES READING BMS	2,209.00	0.00	277.55	12.56	1,931.45	0.00	1,931.45
01 1100 610 005 019	REG INSTR - SUPPLIES SPEECH/DRAMA BMS	518.00	0.00	90.50	17.47	427.50	0.00	427.50
01 1100 610 005 022	REG INSTR - SUPPLIES WORLD LANG BMS	738.00	0.00	363.37	49.24	374.63	0.00	374.63
01 1100 610 005 030	REG INSTR - SUPPLIES SOC STUD BMS	1,115.00	146.95	551.34	57.52	563.66	89.99	473.67
01 1100 610 005 040	REG INSTR - SUPPLIES MATH BMS	1,903.00	141.28	4,563.10	239.78	(2,660.10)	0.00	(2,660.10)
01 1100 610 005 050	REG INSTR - SUPPLIES T&L BMS	8,750.00	824.73	2,435.15	34.37	6,314.85	572.59	5,742.26
01 1100 610 005 054	REG INSTR - SUPPLIES COMPUTERS BMS	0.00	0.00	0.00	0.00	0.00	0.00	0.00
01 1100 610 005 060	REG INSTR - SUPPLIES PE/HEALTH BMS	1,130.00	0.00	307.42	27.21	822.58	0.00	822.58
01 1100 610 005 070	REG INSTR - SUPPLIES SCIENCE BMS	2,014.00	82.42	1,802.98	91.73	211.02	44.50	166.52
01 1100 610 005 080	REG INSTR - SUPPLIES ART BMS	3,699.00	43.95	1,208.70	66.72	2,490.30	1,259.32	1,230.98
01 1100 610 005 081	REG INSTR - SUPPLIES VOCAL MUSIC BMS	0.00	72.50	112.45	0.00	(112.45)	0.00	(112.45)
01 1100 610 005 082	REG INSTR - SUPPLIES INSTR MUSIC BMS	0.00	0.00	97.37	0.00	(97.37)	0.00	(97.37)
01 1100 610 005 083	REG INSTR - SUPPLIES GENERAL MUSIC BMS	551.00	90.58	114.56	20.79	436.44	0.00	436.44
01 1100 610 005 611	REG INSTR - TESTING SUPPLIES BMS	0.00	0.00	0.00	0.00	0.00	0.00	0.00
01 1100 610 006	REG INSTR - SUPPLIES AP	22,700.00	250.33	4,023.03	17.72	18,676.97	0.00	18,676.97
01 1100 610 006 001	REG INSTR - SUPPLIES 1ST GRADE AP	955.00	133.17	172.35	18.99	782.65	8.99	773.66
01 1100 610 006 002	REG INSTR - SUPPLIES 2ND GRADE AP	1,210.00	0.00	112.89	28.97	1,097.11	237.70	859.41
01 1100 610 006 003	REG INSTR - SUPPLIES 3RD GRADE AP	1,065.00	0.00	124.21	11.66	940.79	0.00	940.79
01 1100 610 006 004	REG INSTR - SUPPLIES 4TH GRADE AP	1,011.00	0.00	13.74	43.19	997.26	422.88	574.38
01 1100 610 006 005	REG INSTR - SUPPLIES 5TH GRADE AP	457.00	0.00	270.52	59.19	186.48	0.00	186.48
01 1100 610 006 007	REG INSTR - SUPPLIES KDG AP	1,496.00	0.00	520.85	43.64	975.15	131.93	843.22
01 1100 610 006 020	REG INSTR - SUPPLIES SPANISH AP	0.00	0.00	0.00	0.00	0.00	0.00	0.00
01 1100 610 006 060	REG INSTR - SUPPLIES PE AP	1,331.00	183.02	517.46	39.78	813.54	11.99	801.55
01 1100 610 006 080	REG INSTR - SUPPLIES ART AP	2,102.00	98.77	540.88	25.73	1,561.12	0.00	1,561.12
01 1100 610 006 081	REG INSTR - SUPPLIES VOCAL MUSIC AP	783.00	101.50	453.20	57.88	329.80	0.00	329.80
01 1100 610 006 082	REG INSTR - SUPPLIES INSTR MUSIC AP	0.00	0.00	0.00	0.00	0.00	0.00	0.00
01 1100 610 006 611	REG INSTR - TESTING SUPPLIES AP	3,307.00	0.00	0.00	0.00	3,307.00	0.00	3,307.00
01 1100 610 007	REG INSTR - SUPPLIES SE	9,166.00	0.00	3,333.66	36.37	5,832.34	0.00	5,832.34
01 1100 610 007 001	REG INSTR - SUPPLIES 1ST GRADE SE	633.00	0.00	0.00	0.00	633.00	0.00	633.00
01 1100 610 007 002	REG INSTR - SUPPLIES 2ND GRADE SE	946.00	0.00	285.43	32.03	660.57	17.53	643.04
01 1100 610 007 003	REG INSTR - SUPPLIES 3RD GRADE SE	543.00	0.00	44.20	8.14	498.80	0.00	498.80
01 1100 610 007 004	REG INSTR - SUPPLIES 4TH GRADE SE	610.00	0.00	0.00	113.11	610.00	690.00	(80.00)
01 1100 610 007 005	REG INSTR - SUPPLIES 5TH GRADE SE	455.00	0.00	0.00	0.00	455.00	0.00	455.00
01 1100 610 007 007	REG INSTR - SUPPLIES KDG SE	621.00	0.00	0.00	3.54	621.00	21.99	599.01
01 1100 610 007 020	REG INSTR - SUPPLIES SPANISH SE	0.00	0.00	0.00	0.00	0.00	0.00	0.00
01 1100 610 007 060	REG INSTR - SUPPLIES PE SE	634.00	0.00	174.97	27.60	459.03	0.00	459.03
01 1100 610 007 080	REG INSTR - SUPPLIES ART SE	2,540.00	63.75	536.24	22.28	2,003.76	29.60	1,974.16
01 1100 610 007 081	REG INSTR - SUPPLIES VOCAL MUSIC SE	878.00	9.50	22.39	2.55	855.61	0.00	855.61
01 1100 610 007 082	REG INSTR - SUPPLIES INSTR MUSIC SE	0.00	0.00	0.00	0.00	0.00	0.00	0.00
01 1100 610 007 611	REG INSTR - TESTING SUPPLIES SE	3,307.00	0.00	0.00	0.00	3,307.00	0.00	3,307.00
01 1100 610 008	REG INSTR - SUPPLIES BSMS	14,375.00	724.18	4,092.10	30.18	10,282.90	245.74	10,037.16
01 1100 610 008 015	REG INSTR - SUPPLIES ENGLISH BSMS	639.00	0.00	0.00	0.00	639.00	0.00	639.00
01 1100 610 008 018	REG INSTR - SUPPLIES READING BSMS	541.00	0.00	382.88	70.77	158.12	0.00	158.12
01 1100 610 008 019	REG INSTR - SUPPLIES SPEECH/DRAMA BSMS	1,155.00	209.71	1,176.41	101.85	(21.41)	0.00	(21.41)
01 1100 610 008 022	REG INSTR - SUPPLIES WORLD LANG BSMS	342.00	0.00	81.34	23.78	260.66	0.00	260.66
01 1100 610 008 030	REG INSTR - SUPPLIES SOC STUD BSMS	1,130.00	246.17	471.08	52.40	658.92	121.02	537.90
01 1100 610 008 040	REG INSTR - SUPPLIES MATH BSMS	166.00	0.00	121.44	73.16	44.56	0.00	44.56
01 1100 610 008 050	REG INSTR - SUPPLIES T&L BSMS	10,441.00	114.79	5,066.51	52.81	5,374.49	447.80	4,926.69
01 1100 610 008 054	REG INSTR - SUPPLIES COMPUTERS BSMS	1,509.00	0.00	0.00	0.00	1,509.00	0.00	1,509.00
01 1100 610 008 060	REG INSTR - SUPPLIES PE/HEALTH BSMS	4,426.00	0.00	243.84	6.17	4,182.16	29.30	4,152.86
01 1100 610 008 070	REG INSTR - SUPPLIES SCIENCE BSMS	4,882.00	123.66	2,571.38	54.08	2,310.62	68.64	2,241.98
01 1100 610 008 080	REG INSTR - SUPPLIES ART BSMS	4,592.00	0.00	2,100.44	73.18	2,491.56	1,259.82	1,231.74
01 1100 610 008 081	REG INSTR - SUPPLIES VOCAL MUSIC BSMS	0.00	72.50	72.50	0.00	(72.50)	0.00	(72.50)
01 1100 610 008 082	REG INSTR - SUPPLIES INSTR MUSIC BSMS	3,759.00	1,705.03	1,802.40	47.95	1,956.60	0.00	1,956.60
01 1100 610 008 083	REG INSTR - SUPPLIES GENERAL MUSIC BSMS	1,834.00	194.40	793.94	43.29	1,040.06	0.00	1,040.06

04/09/2026 05:09 PM

User ID: MDT

Account Number	Account Description	Revised Budget	Expended During Month	Expenditures to Date	% of Budget	Balance at EOM	P/ O Outstanding	Unencumbered Balance
01 1100 610 008 611	REG INSTR - TESTING SUPPLIES BSMS	0.00	0.00	0.00	0.00	0.00	0.00	0.00
01 1100 640 000	REG INSTR - BOOKS & PERIODICALS DISTRICT	1,248,402.00	9.72	9.72	0.00	1,248,392.28	0.00	1,248,392.28
01 1100 640 001	REG INSTR - BOOKS & PERIODICALS BHS	3,834.00	0.00	2,712.04	70.74	1,121.96	0.00	1,121.96
01 1100 640 001 015	REG INSTR - BOOKS & PER ENGLISH BHS	11,573.00	0.00	458.19	3.96	11,114.81	0.00	11,114.81
01 1100 640 001 016	REG INSTR - BOOKS & PER JOURN BHS	0.00	0.00	0.00	0.00	0.00	0.00	0.00
01 1100 640 001 017	REG INSTR - BOOKS & PER ONE-ACT BHS	612.00	0.00	0.00	0.00	612.00	0.00	612.00
01 1100 640 001 020	REG INSTR - BOOKS & PER SPANISH BHS	4,555.00	0.00	0.00	5.72	4,555.00	260.44	4,294.56
01 1100 640 001 021	REG INSTR - BOOKS & PER FRENCH BHS	8,706.00	0.00	0.00	0.00	8,706.00	0.00	8,706.00
01 1100 640 001 030	REG INSTR - BOOKS & PER SOC STUD BHS	3,808.00	0.00	0.00	0.00	3,808.00	0.00	3,808.00
01 1100 640 001 040	REG INSTR - BOOKS & PER MATH BHS	0.00	0.00	0.00	0.00	0.00	0.00	0.00
01 1100 640 001 050	REG INSTR - BOOKS & PER VOCATIONAL BHS	0.00	0.00	0.00	0.00	0.00	0.00	0.00
01 1100 640 001 051	REG INSTR - BOOKS & PER BUSINESS BHS	255.00	0.00	1,612.02	632.16	(1,357.02)	0.00	(1,357.02)
01 1100 640 001 052	REG INSTR - BOOKS & PER IND TECH BHS	0.00	0.00	162.30	0.00	(162.30)	0.00	(162.30)
01 1100 640 001 053	REG INSTR - BOOKS & PER FCS BHS	0.00	0.00	0.00	0.00	0.00	0.00	0.00
01 1100 640 001 060	REG INSTR - BOOKS & PER PE BHS	0.00	0.00	0.00	0.00	0.00	0.00	0.00
01 1100 640 001 070	REG INSTR - BOOKS & PER SCIENCE BHS	0.00	0.00	0.00	0.00	0.00	0.00	0.00
01 1100 640 001 080	REG INSTR - BOOKS & PER ART BHS	0.00	0.00	0.00	0.00	0.00	0.00	0.00
01 1100 640 001 081	REG INSTR - BOOKS & PER VOCAL MUSIC BHS	6,492.00	0.00	1,618.03	24.92	4,873.97	0.00	4,873.97
01 1100 640 001 082	REG INSTR - INSTR SHEET MUSIC BHS	2,675.00	2,030.00	2,577.54	96.36	97.46	0.00	97.46
01 1100 640 002	REG INSTR - BOOKS & PERIODICALS BE	1,460.00	0.00	0.00	0.00	1,460.00	0.00	1,460.00
01 1100 640 002 001	REG INSTR - BOOKS & PER 1ST GRADE BE	0.00	0.00	0.00	0.00	0.00	0.00	0.00
01 1100 640 002 002	REG INSTR - BOOKS & PER 2ND GRADE BE	0.00	0.00	0.00	0.00	0.00	0.00	0.00
01 1100 640 002 003	REG INSTR - BOOKS & PER 3RD GRADE BE	0.00	0.00	0.00	0.00	0.00	49.98	(49.98)
01 1100 640 002 004	REG INSTR - BOOKS & PER 4TH GRADE BE	0.00	0.00	219.80	0.00	(219.80)	0.00	(219.80)
01 1100 640 002 005	REG INSTR - BOOKS & PER 5TH GRADE BE	0.00	0.00	0.00	0.00	0.00	0.00	0.00
01 1100 640 002 007	REG INSTR - BOOKS & PER KDG BE	0.00	0.00	0.00	0.00	0.00	0.00	0.00
01 1100 640 002 020	REG INSTR - BOOKS & PER SPANISH BE	0.00	0.00	0.00	0.00	0.00	0.00	0.00
01 1100 640 002 080	REG INSTR - BOOKS & PER ART BE	0.00	0.00	0.00	0.00	0.00	0.00	0.00
01 1100 640 002 081	REG INSTR - BOOKS & PER VOCAL MUSIC BE	358.00	0.00	0.00	0.00	358.00	0.00	358.00
01 1100 640 002 082	REG INSTR - INSTR SHEET MUSIC BE	0.00	0.00	0.00	0.00	0.00	0.00	0.00
01 1100 640 003	REG INSTR - BOOKS & PERIODICALS PC	1,460.00	0.00	160.00	10.96	1,300.00	0.00	1,300.00
01 1100 640 003 001	REG INSTR - BOOKS & PER 1ST GRADE PC	0.00	0.00	0.00	0.00	0.00	0.00	0.00
01 1100 640 003 002	REG INSTR - BOOKS & PER 2ND GRADE PC	0.00	0.00	0.00	0.00	0.00	0.00	0.00
01 1100 640 003 003	REG INSTR - BOOKS & PER 3RD GRADE PC	0.00	0.00	0.00	0.00	0.00	49.98	(49.98)
01 1100 640 003 004	REG INSTR - BOOKS & PER 4TH GRADE PC	0.00	0.00	219.80	0.00	(219.80)	0.00	(219.80)
01 1100 640 003 005	REG INSTR - BOOKS & PER 5TH GRADE PC	738.00	0.00	0.00	0.00	738.00	0.00	738.00
01 1100 640 003 007	REG INSTR - BOOKS & PER KDG PC	0.00	0.00	0.00	0.00	0.00	0.00	0.00
01 1100 640 003 020	REG INSTR - BOOKS & PER SPANISH PC	0.00	0.00	0.00	0.00	0.00	0.00	0.00
01 1100 640 003 080	REG INSTR - BOOKS & PER ART PC	0.00	0.00	0.00	0.00	0.00	0.00	0.00
01 1100 640 003 081	REG INSTR - BOOKS & PER VOCAL MUSIC PC	0.00	0.00	0.00	0.00	0.00	0.00	0.00
01 1100 640 003 082	REG INSTR - INSTR SHEET MUSIC PC	0.00	0.00	0.00	0.00	0.00	0.00	0.00
01 1100 640 004	REG INSTR - BOOKS & PERIODICALS HE	1,959.00	0.00	0.00	0.00	1,959.00	0.00	1,959.00
01 1100 640 004 001	REG INSTR - BOOKS & PER 1ST GRADE HE	0.00	0.00	602.00	0.00	(602.00)	0.00	(602.00)
01 1100 640 004 002	REG INSTR - BOOKS & PER 2ND GRADE HE	0.00	0.00	0.00	0.00	0.00	0.00	0.00
01 1100 640 004 003	REG INSTR - BOOKS & PER 3RD GRADE HE	0.00	0.00	0.00	0.00	0.00	49.98	(49.98)
01 1100 640 004 004	REG INSTR - BOOKS & PER 4TH GRADE HE	0.00	0.00	219.80	0.00	(219.80)	0.00	(219.80)
01 1100 640 004 005	REG INSTR - BOOKS & PER 5TH GRADE HE	0.00	0.00	0.00	0.00	0.00	0.00	0.00
01 1100 640 004 007	REG INSTR - BOOKS & PER KDG HE	0.00	0.00	0.00	0.00	0.00	0.00	0.00
01 1100 640 004 020	REG INSTR - BOOKS & PER SPANISH HE	0.00	0.00	0.00	0.00	0.00	0.00	0.00
01 1100 640 004 080	REG INSTR - BOOKS & PER ART HE	0.00	0.00	0.00	0.00	0.00	0.00	0.00
01 1100 640 004 081	REG INSTR - BOOKS & PER VOCAL MUSIC HE	0.00	0.00	0.00	0.00	0.00	0.00	0.00
01 1100 640 004 082	REG INSTR - INSTR SHEET MUSIC HE	0.00	0.00	0.00	0.00	0.00	0.00	0.00
01 1100 640 005	REG INSTR - BOOKS & PERIODICALS BMS	933.00	0.00	0.00	0.00	933.00	0.00	933.00
01 1100 640 005 015	REG INSTR - BOOKS & PER ENGLISH BMS	956.00	0.00	0.00	0.00	956.00	0.00	956.00
01 1100 640 005 018	REG INSTR - BOOKS & PER READING BMS	1,639.00	0.00	0.00	0.00	1,639.00	0.00	1,639.00

Account Number	Account Description	Revised Budget	Expended During Month	Expenditures to Date	% of Budget	Balance at EOM	P/ O Outstanding	Unencumbered Balance
01 1100 650 006 002	REG INSTR - SUPPLIES TECH-REL 2 GRADE AP	0.00	0.00	0.00	0.00	0.00	0.00	0.00
01 1100 650 006 003	REG INSTR - SUPPLIES TECH-REL 3 GRADE AP	0.00	0.00	0.00	0.00	0.00	0.00	0.00
01 1100 650 006 004	REG INSTR - SUPPLIES TECH-REL 4 GRADE AP	0.00	0.00	0.00	0.00	0.00	0.00	0.00
01 1100 650 006 005	REG INSTR - SUPPLIES TECH-REL 5 GRADE AP	0.00	0.00	0.00	0.00	0.00	0.00	0.00
01 1100 650 006 007	REG INSTR - SUPPLIES TECH-REL KDG AP	0.00	0.00	0.00	0.00	0.00	0.00	0.00
01 1100 650 006 080	REG INSTR - SUPPLIES TECH-REL ART AP	0.00	0.00	0.00	0.00	0.00	0.00	0.00
01 1100 650 006 081	REG INSTR - SUPPLIES TECH-REL VOC MUS AP	0.00	0.00	6.97	0.00	(6.97)	0.00	(6.97)
01 1100 650 006 082	REG INSTR - SUPPLIES TECH-REL INS MUS AP	0.00	0.00	0.00	0.00	0.00	0.00	0.00
01 1100 650 007	REG INSTR - SUPPLIES TECH-REL SE	262.00	0.00	0.00	0.00	262.00	0.00	262.00
01 1100 650 007 001	REG INSTR - SUPPLIES TECH-REL 1 GRADE SE	0.00	0.00	0.00	0.00	0.00	0.00	0.00
01 1100 650 007 002	REG INSTR - SUPPLIES TECH-REL 2 GRADE SE	0.00	0.00	0.00	0.00	0.00	0.00	0.00
01 1100 650 007 003	REG INSTR - SUPPLIES TECH-REL 3 GRADE SE	0.00	0.00	0.00	0.00	0.00	0.00	0.00
01 1100 650 007 004	REG INSTR - SUPPLIES TECH-REL 4 GRADE SE	0.00	0.00	0.00	0.00	0.00	0.00	0.00
01 1100 650 007 005	REG INSTR - SUPPLIES TECH-REL 5 GRADE SE	0.00	0.00	0.00	0.00	0.00	0.00	0.00
01 1100 650 007 007	REG INSTR - SUPPLIES TECH-REL KDG SE	0.00	0.00	0.00	0.00	0.00	0.00	0.00
01 1100 650 007 080	REG INSTR - SUPPLIES TECH-REL ART SE	0.00	0.00	0.00	0.00	0.00	0.00	0.00
01 1100 650 007 081	REG INSTR - SUPPLIES TECH-REL VOC MUS SE	0.00	0.00	0.00	0.00	0.00	0.00	0.00
01 1100 650 007 082	REG INSTR - SUPPLIES TECH-REL INS MUS SE	0.00	0.00	0.00	0.00	0.00	0.00	0.00
01 1100 650 008	REG INSTR - SUPPLIES TECH-REL BSMS	436.00	0.00	0.00	0.00	436.00	0.00	436.00
01 1100 650 008 015	REG INSTR - SUPPLIES TECH-REL ENG BSMS	0.00	0.00	0.00	0.00	0.00	0.00	0.00
01 1100 650 008 018	REG INSTR - SUPPLIES TECH-REL READ BSMS	184.00	0.00	0.00	0.00	184.00	0.00	184.00
01 1100 650 008 019	REG INSTR - SUPPLIES TECH-REL SP/DR BSMS	0.00	0.00	0.00	0.00	0.00	0.00	0.00
01 1100 650 008 022	REG INSTR - SUPPLIES TECH-REL WR LG BSMS	0.00	0.00	0.00	0.00	0.00	0.00	0.00
01 1100 650 008 030	REG INSTR - SUPPLIES TECH SOC STUD BSMS	0.00	0.00	0.00	0.00	0.00	0.00	0.00
01 1100 650 008 040	REG INSTR - SUPPLIES TECH-REL MATH BSMS	0.00	0.00	0.00	0.00	0.00	0.00	0.00
01 1100 650 008 050	REG INSTR - SUPPLIES TECH-REL T&L BSMS	0.00	0.00	0.00	0.00	0.00	0.00	0.00
01 1100 650 008 054	REG INSTR - SUPPLIES TECH-REL COMP BSMS	0.00	0.00	2,990.00	0.00	(2,990.00)	0.00	(2,990.00)
01 1100 650 008 060	REG INSTR - SUPPLIES TECH-REL PE/HT BSMS	0.00	0.00	0.00	0.00	0.00	0.00	0.00
01 1100 650 008 070	REG INSTR - SUPPLIES TECH-REL SCI BSMS	0.00	0.00	0.00	0.00	0.00	0.00	0.00
01 1100 650 008 080	REG INSTR - SUPPLIES TECH-REL ART BSMS	0.00	0.00	0.00	0.00	0.00	0.00	0.00
01 1100 650 008 081	REG INSTR - SUPPLIES TECH-REL VOCAL BSMS	0.00	0.00	39.95	0.00	(39.95)	0.00	(39.95)
01 1100 650 008 082	REG INSTR - SUPPLIES TECH-REL INST BSMS	0.00	0.00	0.00	0.00	0.00	0.00	0.00
01 1100 650 008 083	REG INSTR - SUPPLIES TECH-REL MUSIC BSMS	0.00	0.00	0.00	0.00	0.00	0.00	0.00
01 1100 733 000	REG INSTR - FURN & EQUIP DISTRICT	0.00	0.00	0.00	0.00	0.00	0.00	0.00
01 1100 733 001	REG INSTR - FURN & EQUIP BHS	1,149.00	0.00	0.00	0.00	1,149.00	0.00	1,149.00
01 1100 733 001 015	REG INSTR - FURN & EQUIP ENGLISH BHS	0.00	0.00	0.00	0.00	0.00	0.00	0.00
01 1100 733 001 016	REG INSTR - FURN & EQUIP JOURNALISM BHS	0.00	0.00	0.00	0.00	0.00	0.00	0.00
01 1100 733 001 017	REG INSTR - FURN & EQUIP ONE-ACT BHS	0.00	0.00	0.00	0.00	0.00	0.00	0.00
01 1100 733 001 020	REG INSTR - FURN & EQUIP SPANISH BHS	667.00	235.96	235.96	35.38	431.04	0.00	431.04
01 1100 733 001 021	REG INSTR - FURN & EQUIP FRENCH BHS	0.00	0.00	0.00	0.00	0.00	0.00	0.00
01 1100 733 001 030	REG INSTR - FURN & EQUIP SOC STUD BHS	2,286.00	0.00	0.00	0.00	2,286.00	0.00	2,286.00
01 1100 733 001 040	REG INSTR - FURN & EQUIP MATH BHS	517.00	0.00	132.98	25.72	384.02	0.00	384.02
01 1100 733 001 050	REG INSTR - FURN & EQUIP T&L BHS	0.00	0.00	0.00	0.00	0.00	0.00	0.00
01 1100 733 001 052	REG INSTR - FURN & EQUIP IND TECH BHS	1,093.00	0.00	14.28	1.31	1,078.72	0.00	1,078.72
01 1100 733 001 060	REG INSTR - FURN & EQUIP PE BHS	0.00	0.00	0.00	0.00	0.00	0.00	0.00
01 1100 733 001 070	REG INSTR - FURN & EQUIP SCIENCE BHS	0.00	0.00	0.00	0.00	0.00	0.00	0.00
01 1100 733 001 080	REG INSTR - FURN & EQUIP ART BHS	0.00	0.00	0.00	0.00	0.00	0.00	0.00
01 1100 733 001 081	REG INSTR - FURN & EQUIP VOCAL MUSIC BHS	1,930.00	0.00	733.69	38.86	1,196.31	16.30	1,180.01
01 1100 733 001 082	REG INSTR - FURN & EQUIP INSTR MUSIC BHS	5,579.00	0.00	443.00	7.94	5,136.00	0.00	5,136.00
01 1100 733 002	REG INSTR - FURN & EQUIP BE	2,660.00	0.00	0.00	0.00	2,660.00	0.00	2,660.00
01 1100 733 002 001	REG INSTR - FURN & EQUIP 1ST GRADE BE	806.00	0.00	0.00	0.00	806.00	0.00	806.00
01 1100 733 002 002	REG INSTR - FURN & EQUIP 2ND GRADE BE	0.00	0.00	0.00	0.00	0.00	0.00	0.00
01 1100 733 002 003	REG INSTR - FURN & EQUIP 3RD GRADE BE	734.00	0.00	24.90	3.39	709.10	0.00	709.10
01 1100 733 002 004	REG INSTR - FURN & EQUIP 4TH GRADE BE	1,268.00	0.00	0.00	0.00	1,268.00	0.00	1,268.00
01 1100 733 002 005	REG INSTR - FURN & EQUIP 5TH GRADE BE	0.00	0.00	66.39	0.00	(66.39)	0.00	(66.39)

Account Number	Account Description	Revised Budget	Expended During Month	Expenditures to Date	% of Budget	Balance at EOM	P/ O Outstanding	Unencumbered Balance
01 1100 733 007 002	REG INSTR - FURN & EQUIP 2ND GRADE SE	0.00	0.00	0.00	0.00	0.00	0.00	0.00
01 1100 733 007 003	REG INSTR - FURN & EQUIP 3RD GRADE SE	0.00	0.00	0.00	0.00	0.00	0.00	0.00
01 1100 733 007 004	REG INSTR - FURN & EQUIP 4TH GRADE SE	0.00	0.00	0.00	0.00	0.00	0.00	0.00
01 1100 733 007 005	REG INSTR - FURN & EQUIP 5TH GRADE SE	0.00	0.00	0.00	0.00	0.00	0.00	0.00
01 1100 733 007 007	REG INSTR - FURN & EQUIP KDG SE	0.00	0.00	0.00	0.00	0.00	0.00	0.00
01 1100 733 007 060	REG INSTR - FURN & EQUIP PE SE	0.00	0.00	0.00	0.00	0.00	0.00	0.00
01 1100 733 007 080	REG INSTR - FURN & EQUIP ART SE	0.00	0.00	0.00	0.00	0.00	0.00	0.00
01 1100 733 007 081	REG INSTR - FURN & EQUIP VOCAL MUSIC SE	0.00	0.00	0.00	0.00	0.00	0.00	0.00
01 1100 733 007 082	REG INSTR - FURN & EQUIP INSTR MUSIC SE	0.00	0.00	0.00	0.00	0.00	0.00	0.00
01 1100 733 008	REG INSTR - FURN & EQUIP BSMS	11,227.00	0.00	2,605.42	108.30	8,621.58	9,553.39	(931.81)
01 1100 733 008 015	REG INSTR - FURN & EQUIP ENGLISH BSMS	0.00	0.00	0.00	0.00	0.00	0.00	0.00
01 1100 733 008 018	REG INSTR - FURN & EQUIP READING BSMS	0.00	0.00	117.95	0.00	(117.95)	0.00	(117.95)
01 1100 733 008 019	REG INSTR - FURN & EQUIP SPEECH/DRAMA BSMS	1,433.00	0.00	95.99	6.70	1,337.01	0.00	1,337.01
01 1100 733 008 022	REG INSTR - FURN & EQUIP WORLD LANG BSMS	0.00	0.00	0.00	0.00	0.00	0.00	0.00
01 1100 733 008 030	REG INSTR - FURN & EQUIP SOC STUD BSMS	0.00	0.00	279.43	0.00	(279.43)	0.00	(279.43)
01 1100 733 008 040	REG INSTR - FURN & EQUIP MATH BSMS	0.00	0.00	197.95	0.00	(197.95)	0.00	(197.95)
01 1100 733 008 050	REG INSTR - FURN & EQUIP T&L BSMS	0.00	0.00	0.00	0.00	0.00	0.00	0.00
01 1100 733 008 054	REG INSTR - FURN & EQUIP COMPUTERS BSMS	0.00	0.00	0.00	0.00	0.00	0.00	0.00
01 1100 733 008 060	REG INSTR - FURN & EQUIP PE/HEALTH BSMS	0.00	0.00	0.00	0.00	0.00	0.00	0.00
01 1100 733 008 070	REG INSTR - FURN & EQUIP SCIENCE BSMS	0.00	0.00	82.85	0.00	(82.85)	0.00	(82.85)
01 1100 733 008 080	REG INSTR - FURN & EQUIP ART BSMS	0.00	0.00	0.00	0.00	0.00	0.00	0.00
01 1100 733 008 081	REG INSTR - FURN & EQUIP VOCAL MUSIC BSMS	327.00	0.00	0.00	0.00	327.00	0.00	327.00
01 1100 733 008 082	REG INSTR - FURN & EQUIP INSTR MUSIC BSMS	0.00	0.00	0.00	0.00	0.00	0.00	0.00
01 1100 733 008 083	REG INSTR - FURN & EQUIP GEN MUSIC BSMS	1,223.00	0.00	0.00	0.00	1,223.00	0.00	1,223.00
01 1100 734 000	REG INSTR - HARDWARE DISTRICT	0.00	1,106.00	2,794.22	0.00	(2,794.22)	0.00	(2,794.22)
01 1100 734 001	REG INSTR - HARDWARE BHS	0.00	0.00	0.00	0.00	0.00	0.00	0.00
01 1100 734 001 015	REG INSTR - HARDWARE ENGLISH BHS	0.00	0.00	0.00	0.00	0.00	0.00	0.00
01 1100 734 001 016	REG INSTR - HARDWARE JOURNALISM BHS	0.00	0.00	0.00	0.00	0.00	0.00	0.00
01 1100 734 001 017	REG INSTR - HARDWARE ONE-ACT/SPEECH BHS	0.00	0.00	0.00	0.00	0.00	0.00	0.00
01 1100 734 001 020	REG INSTR - HARDWARE SPANISH BHS	0.00	0.00	0.00	0.00	0.00	0.00	0.00
01 1100 734 001 021	REG INSTR - HARDWARE FRENCH BHS	0.00	0.00	0.00	0.00	0.00	0.00	0.00
01 1100 734 001 030	REG INSTR - HARDWARE SOC STUD BHS	0.00	0.00	0.00	0.00	0.00	0.00	0.00
01 1100 734 001 040	REG INSTR - HARDWARE MATH BHS	0.00	0.00	0.00	0.00	0.00	0.00	0.00
01 1100 734 001 050	REG INSTR - HARDWARE T&L BHS	0.00	0.00	0.00	0.00	0.00	0.00	0.00
01 1100 734 001 051	REG INSTR - HARDWARE BUSINESS BHS	0.00	0.00	0.00	0.00	0.00	0.00	0.00
01 1100 734 001 052	REG INSTR - HARDWARE IND TECH BHS	0.00	0.00	0.00	0.00	0.00	0.00	0.00
01 1100 734 001 053	REG INSTR - HARDWARE FCS BHS	0.00	0.00	0.00	0.00	0.00	0.00	0.00
01 1100 734 001 060	REG INSTR - HARDWARE PE BHS	0.00	0.00	0.00	0.00	0.00	0.00	0.00
01 1100 734 001 070	REG INSTR - HARDWARE SCIENCE BHS	0.00	0.00	0.00	0.00	0.00	0.00	0.00
01 1100 734 001 080	REG INSTR - HARDWARE ART BHS	0.00	0.00	0.00	0.00	0.00	0.00	0.00
01 1100 734 001 081	REG INSTR - HARDWARE VOCAL MUSIC BHS	0.00	0.00	0.00	0.00	0.00	0.00	0.00
01 1100 734 001 082	REG INSTR - HARDWARE INSTR MUSIC BHS	0.00	0.00	0.00	0.00	0.00	0.00	0.00
01 1100 734 002	REG INSTR - HARDWARE BE	0.00	0.00	415.80	0.00	(415.80)	0.00	(415.80)
01 1100 734 002 001	REG INSTR - HARDWARE 1ST GRADE BE	0.00	0.00	0.00	0.00	0.00	0.00	0.00
01 1100 734 002 002	REG INSTR - HARDWARE 2ND GRADE BE	0.00	0.00	0.00	0.00	0.00	0.00	0.00
01 1100 734 002 003	REG INSTR - HARDWARE 3RD GRADE BE	0.00	0.00	0.00	0.00	0.00	0.00	0.00
01 1100 734 002 004	REG INSTR - HARDWARE 4TH GRADE BE	0.00	0.00	0.00	0.00	0.00	0.00	0.00
01 1100 734 002 005	REG INSTR - HARDWARE 5TH GRADE BE	0.00	0.00	0.00	0.00	0.00	0.00	0.00
01 1100 734 002 007	REG INSTR - HARDWARE KDG BE	0.00	0.00	0.00	0.00	0.00	0.00	0.00
01 1100 734 002 020	REG INSTR - HARDWARE SPANISH BE	0.00	0.00	0.00	0.00	0.00	0.00	0.00
01 1100 734 002 060	REG INSTR - HARDWARE PE BE	0.00	0.00	0.00	0.00	0.00	0.00	0.00
01 1100 734 002 080	REG INSTR - HARDWARE ART BE	0.00	0.00	0.00	0.00	0.00	0.00	0.00
01 1100 734 002 081	REG INSTR - HARDWARE VOCAL MUSIC BE	0.00	0.00	0.00	0.00	0.00	0.00	0.00
01 1100 734 002 082	REG INSTR - HARDWARE INSTR MUSIC BE	0.00	0.00	0.00	0.00	0.00	0.00	0.00
01 1100 734 003	REG INSTR - HARDWARE PC	0.00	0.00	2,079.00	0.00	(2,079.00)	0.00	(2,079.00)

04/09/2026 05:09 PM

User ID: MDT

Account Number	Account Description	Revised Budget	Expended During Month	Expenditures to Date	% of Budget	Balance at EOM	P/ O Outstanding	Unencumbered Balance
01 1100 735 008 018	REG INSTR - SOFTWARE READING BSMS	7,668.00	0.00	0.00	0.00	7,668.00	0.00	7,668.00
01 1100 735 008 019	REG INSTR - SOFTWARE SPEECH/DRAMA BSMS	0.00	0.00	0.00	0.00	0.00	0.00	0.00
01 1100 735 008 022	REG INSTR - SOFTWARE WORLD LANG BSMS	0.00	0.00	0.00	0.00	0.00	0.00	0.00
01 1100 735 008 030	REG INSTR - SOFTWARE SOC STUD BSMS	113.00	0.00	0.00	0.00	113.00	0.00	113.00
01 1100 735 008 040	REG INSTR - SOFTWARE MATH BSMS	208.00	0.00	119.76	57.58	88.24	0.00	88.24
01 1100 735 008 050	REG INSTR - SOFTWARE T&L BSMS	0.00	0.00	0.00	0.00	0.00	0.00	0.00
01 1100 735 008 054	REG INSTR - SOFTWARE COMPUTERS BSMS	0.00	0.00	59.88	0.00	(59.88)	0.00	(59.88)
01 1100 735 008 060	REG INSTR - SOFTWARE PE/HEALTH BSMS	0.00	0.00	0.00	0.00	0.00	0.00	0.00
01 1100 735 008 070	REG INSTR - SOFTWARE SCIENCE BSMS	0.00	0.00	0.00	0.00	0.00	0.00	0.00
01 1100 735 008 080	REG INSTR - SOFTWARE ART BSMS	0.00	0.00	0.00	0.00	0.00	0.00	0.00
01 1100 735 008 081	REG INSTR - SOFTWARE VOCAL MUSIC BSMS	0.00	0.00	0.00	0.00	0.00	0.00	0.00
01 1100 735 008 082	REG INSTR - SOFTWARE INSTR MUSIC BSMS	0.00	0.00	0.00	0.00	0.00	0.00	0.00
01 1100 735 008 083	REG INSTR - SOFTWARE GENERAL MUSIC BSMS	0.00	0.00	0.00	0.00	0.00	0.00	0.00
01 1100 810 000	REG INSTR - DUES & FEES DISTRICT	9,308.00	0.00	3,670.66	39.44	5,637.34	0.00	5,637.34
01 1100 810 001	REG INSTR - DUES & FEES BHS	18,123.00	0.00	7,500.00	41.38	10,623.00	0.00	10,623.00
01 1100 810 001 015	REG INSTR - DUES & FEES ENGLISH BHS	596.00	0.00	0.00	0.00	596.00	0.00	596.00
01 1100 810 001 016	REG INSTR - DUES & FEES JOURNALISM BHS	499.00	0.00	680.00	224.45	(181.00)	440.00	(621.00)
01 1100 810 001 017	REG INSTR - DUES & FEES ONE-ACT BHS	0.00	0.00	0.00	0.00	0.00	0.00	0.00
01 1100 810 001 020	REG INSTR - DUES & FEES SPANISH BHS	561.00	0.00	763.63	136.12	(202.63)	0.00	(202.63)
01 1100 810 001 021	REG INSTR - DUES & FEES FRENCH BHS	0.00	0.00	155.87	0.00	(155.87)	0.00	(155.87)
01 1100 810 001 030	REG INSTR - DUES & FEES SOC STUD BHS	0.00	0.00	275.00	0.00	(275.00)	0.00	(275.00)
01 1100 810 001 040	REG INSTR - DUES & FEES MATH BHS	0.00	0.00	0.00	0.00	0.00	0.00	0.00
01 1100 810 001 050	REG INSTR - DUES & FEES T&L BHS	0.00	0.00	0.00	0.00	0.00	0.00	0.00
01 1100 810 001 051	REG INSTR - DUES & FEES BUSINESS BHS	0.00	0.00	400.00	0.00	(400.00)	0.00	(400.00)
01 1100 810 001 052	REG INSTR - DUES & FEES IND TECH BHS	0.00	1,060.00	1,060.00	0.00	(1,060.00)	0.00	(1,060.00)
01 1100 810 001 053	REG INSTR - DUES & FEES FCS BHS	0.00	0.00	0.00	0.00	0.00	0.00	0.00
01 1100 810 001 060	REG INSTR - DUES & FEES PE BHS	832.00	0.00	794.88	95.54	37.12	0.00	37.12
01 1100 810 001 070	REG INSTR - DUES & FEES SCIENCE BHS	0.00	0.00	0.00	0.00	0.00	0.00	0.00
01 1100 810 001 080	REG INSTR - DUES & FEES ART BHS	0.00	0.00	0.00	0.00	0.00	0.00	0.00
01 1100 810 001 081	REG INSTR - DUES & FEES VOCAL MUSIC BHS	4,378.00	125.00	1,159.00	26.47	3,219.00	0.00	3,219.00
01 1100 810 001 082	REG INSTR - DUES & FEES INSTR MUSIC BHS	4,802.00	0.00	3,252.00	67.72	1,550.00	0.00	1,550.00
01 1100 810 002	REG INSTR - DUES & FEES BE	478.00	0.00	150.00	169.14	328.00	658.50	(330.50)
01 1100 810 002 001	REG INSTR - DUES & FEES 1ST GRADE BE	685.00	0.00	0.00	0.00	685.00	0.00	685.00
01 1100 810 002 002	REG INSTR - DUES & FEES 2ND GRADE BE	776.00	0.00	0.00	0.00	776.00	0.00	776.00
01 1100 810 002 003	REG INSTR - DUES & FEES 3RD GRADE BE	1,109.00	0.00	0.00	0.00	1,109.00	0.00	1,109.00
01 1100 810 002 004	REG INSTR - DUES & FEES 4TH GRADE BE	0.00	0.00	0.00	0.00	0.00	0.00	0.00
01 1100 810 002 005	REG INSTR - DUES & FEES 5TH GRADE BE	0.00	0.00	531.20	0.00	(531.20)	0.00	(531.20)
01 1100 810 002 007	REG INSTR - DUES & FEES KDG BE	0.00	0.00	503.50	0.00	(503.50)	0.00	(503.50)
01 1100 810 002 060	REG INSTR - DUES & FEES PE BE	0.00	0.00	0.00	0.00	0.00	0.00	0.00
01 1100 810 002 080	REG INSTR - DUES & FEES ART BE	0.00	0.00	0.00	0.00	0.00	0.00	0.00
01 1100 810 002 081	REG INSTR - DUES & FEES VOCAL MUSIC BE	568.00	0.00	650.00	114.44	(82.00)	0.00	(82.00)
01 1100 810 002 082	REG INSTR - DUES & FEES INSTR MUSIC BE	0.00	0.00	0.00	0.00	0.00	0.00	0.00
01 1100 810 003	REG INSTR - DUES & FEES PC	257.00	0.00	0.00	0.00	257.00	0.00	257.00
01 1100 810 003 001	REG INSTR - DUES & FEES 1ST GRADE PC	896.00	0.00	0.00	0.00	896.00	0.00	896.00
01 1100 810 003 002	REG INSTR - DUES & FEES 2ND GRADE PC	707.00	0.00	640.00	90.52	67.00	0.00	67.00
01 1100 810 003 003	REG INSTR - DUES & FEES 3RD GRADE PC	679.00	0.00	0.00	0.00	679.00	0.00	679.00
01 1100 810 003 004	REG INSTR - DUES & FEES 4TH GRADE PC	159.00	0.00	0.00	0.00	159.00	0.00	159.00
01 1100 810 003 005	REG INSTR - DUES & FEES 5TH GRADE PC	609.00	0.00	100.00	16.42	509.00	0.00	509.00
01 1100 810 003 007	REG INSTR - DUES & FEES KDG PC	1,781.00	0.00	0.00	0.00	1,781.00	0.00	1,781.00
01 1100 810 003 060	REG INSTR - DUES & FEES PE PC	0.00	0.00	0.00	0.00	0.00	0.00	0.00
01 1100 810 003 080	REG INSTR - DUES & FEES ART PC	0.00	0.00	0.00	0.00	0.00	0.00	0.00
01 1100 810 003 081	REG INSTR - DUES & FEES VOCAL MUSIC PC	0.00	0.00	845.00	0.00	(845.00)	0.00	(845.00)
01 1100 810 003 082	REG INSTR - DUES & FEES INSTR MUSIC PC	0.00	0.00	0.00	0.00	0.00	0.00	0.00
01 1100 810 004	REG INSTR - DUES & FEES HE	1,598.00	0.00	0.00	0.00	1,598.00	0.00	1,598.00
01 1100 810 004 001	REG INSTR - DUES & FEES 1ST GRADE HE	1,354.00	0.00	0.00	0.00	1,354.00	0.00	1,354.00

Account Number	Account Description	Revised Budget	Expended During Month	Expenditures to Date	% of Budget	Balance at EOM	P/ O Outstanding	Unencumbered Balance
01 1100 890 004 082	REG INSTR - OTHER MISC INSTR MUSIC HE	0.00	0.00	0.00	0.00	0.00	0.00	0.00
01 1100 890 005	REG INSTR - OTHER MISC BMS	186.00	0.00	0.00	0.00	186.00	0.00	186.00
01 1100 890 005 015	REG INSTR - OTHER MISC ENGLISH BMS	0.00	0.00	0.00	0.00	0.00	0.00	0.00
01 1100 890 005 018	REG INSTR - OTHER MISC READING BMS	0.00	0.00	0.00	0.00	0.00	0.00	0.00
01 1100 890 005 019	REG INSTR - OTHER MISC SPEECH/DRAMA BMS	0.00	0.00	0.00	0.00	0.00	0.00	0.00
01 1100 890 005 022	REG INSTR - OTHER MISC WORLD LANG BMS	0.00	0.00	0.00	0.00	0.00	0.00	0.00
01 1100 890 005 030	REG INSTR - OTHER MISC SOC STUD BMS	0.00	0.00	0.00	0.00	0.00	0.00	0.00
01 1100 890 005 040	REG INSTR - OTHER MISC MATH BMS	0.00	0.00	0.00	0.00	0.00	0.00	0.00
01 1100 890 005 050	REG INSTR - OTHER MISC T&L BMS	0.00	0.00	0.00	0.00	0.00	0.00	0.00
01 1100 890 005 054	REG INSTR - OTHER MISC COMPUTERS BMS	0.00	0.00	0.00	0.00	0.00	0.00	0.00
01 1100 890 005 060	REG INSTR - OTHER MISC PE/HEALTH BMS	0.00	0.00	0.00	0.00	0.00	0.00	0.00
01 1100 890 005 070	REG INSTR - OTHER MISC SCIENCE BMS	584.00	0.00	0.00	0.00	584.00	0.00	584.00
01 1100 890 005 080	REG INSTR - OTHER MISC ART BMS	0.00	0.00	0.00	0.00	0.00	0.00	0.00
01 1100 890 005 081	REG INSTR - OTHER MISC VOCAL MUSIC BMS	0.00	0.00	0.00	0.00	0.00	0.00	0.00
01 1100 890 005 082	REG INSTR - OTHER MISC INSTR MUSIC BMS	424.00	0.00	0.00	0.00	424.00	0.00	424.00
01 1100 890 005 083	REG INSTR - OTHER MISC GENERAL MUSIC BMS	186.00	0.00	0.00	0.00	186.00	0.00	186.00
01 1100 890 006	REG INSTR - OTHER MISC AP	0.00	0.00	0.00	0.00	0.00	0.00	0.00
01 1100 890 006 001	REG INSTR - OTHER MISC 1ST GRADE AP	0.00	0.00	0.00	0.00	0.00	0.00	0.00
01 1100 890 006 002	REG INSTR - OTHER MISC 2ND GRADE AP	0.00	0.00	0.00	0.00	0.00	0.00	0.00
01 1100 890 006 003	REG INSTR - OTHER MISC 3RD GRADE AP	428.00	0.00	0.00	0.00	428.00	0.00	428.00
01 1100 890 006 004	REG INSTR - OTHER MISC 4TH GRADE AP	0.00	0.00	0.00	0.00	0.00	0.00	0.00
01 1100 890 006 005	REG INSTR - OTHER MISC 5TH GRADE AP	669.00	0.00	0.00	0.00	669.00	0.00	669.00
01 1100 890 006 007	REG INSTR - OTHER MISC KDG AP	0.00	0.00	0.00	0.00	0.00	0.00	0.00
01 1100 890 006 060	REG INSTR - OTHER MISC PE AP	0.00	0.00	0.00	0.00	0.00	0.00	0.00
01 1100 890 006 080	REG INSTR - OTHER MISC ART AP	0.00	0.00	0.00	0.00	0.00	0.00	0.00
01 1100 890 006 081	REG INSTR - OTHER MISC VOCAL MUSIC AP	0.00	0.00	0.00	0.00	0.00	0.00	0.00
01 1100 890 006 082	REG INSTR - OTHER MISC INSTR MUSIC AP	0.00	0.00	0.00	0.00	0.00	0.00	0.00
01 1100 890 007	REG INSTR - OTHER MISC SE	0.00	0.00	0.00	0.00	0.00	0.00	0.00
01 1100 890 007 001	REG INSTR - OTHER MISC 1ST GRADE SE	292.00	0.00	0.00	0.00	292.00	0.00	292.00
01 1100 890 007 002	REG INSTR - OTHER MISC 2ND GRADE SE	0.00	0.00	0.00	0.00	0.00	0.00	0.00
01 1100 890 007 003	REG INSTR - OTHER MISC 3RD GRADE SE	0.00	0.00	0.00	0.00	0.00	0.00	0.00
01 1100 890 007 004	REG INSTR - OTHER MISC 4TH GRADE SE	0.00	0.00	0.00	0.00	0.00	0.00	0.00
01 1100 890 007 005	REG INSTR - OTHER MISC 5TH GRADE SE	357.00	0.00	0.00	0.00	357.00	0.00	357.00
01 1100 890 007 007	REG INSTR - OTHER MISC KDG SE	0.00	0.00	0.00	0.00	0.00	0.00	0.00
01 1100 890 007 060	REG INSTR - OTHER MISC PE SE	0.00	0.00	0.00	0.00	0.00	0.00	0.00
01 1100 890 007 080	REG INSTR - OTHER MISC ART SE	0.00	0.00	0.00	0.00	0.00	0.00	0.00
01 1100 890 007 081	REG INSTR - OTHER MISC VOCAL MUSIC SE	0.00	0.00	0.00	0.00	0.00	0.00	0.00
01 1100 890 007 082	REG INSTR - OTHER MISC INSTR MUSIC SE	0.00	0.00	0.00	0.00	0.00	0.00	0.00
01 1100 890 008	REG INSTR - OTHER MISC BSMS	1,462.00	0.00	0.00	0.00	1,462.00	0.00	1,462.00
01 1100 890 008 015	REG INSTR - OTHER MISC ENGLISH BSMS	0.00	0.00	0.00	0.00	0.00	0.00	0.00
01 1100 890 008 018	REG INSTR - OTHER MISC READING BSMS	0.00	0.00	0.00	0.00	0.00	0.00	0.00
01 1100 890 008 019	REG INSTR - OTHER MISC SPEECH/DRAMA BSMS	0.00	0.00	0.00	0.00	0.00	0.00	0.00
01 1100 890 008 022	REG INSTR - OTHER MISC WORLD LANG BSMS	0.00	0.00	0.00	0.00	0.00	0.00	0.00
01 1100 890 008 030	REG INSTR - OTHER MISC SOC STUD BSMS	0.00	0.00	0.00	0.00	0.00	0.00	0.00
01 1100 890 008 040	REG INSTR - OTHER MISC MATH BSMS	0.00	0.00	0.00	0.00	0.00	0.00	0.00
01 1100 890 008 050	REG INSTR - OTHER MISC T&L BSMS	0.00	0.00	0.00	0.00	0.00	0.00	0.00
01 1100 890 008 054	REG INSTR - OTHER MISC COMPUTERS BSMS	0.00	0.00	0.00	0.00	0.00	0.00	0.00
01 1100 890 008 060	REG INSTR - OTHER MISC PE/HEALTH BSMS	0.00	0.00	0.00	0.00	0.00	0.00	0.00
01 1100 890 008 070	REG INSTR - OTHER MISC SCIENCE BSMS	0.00	0.00	0.00	0.00	0.00	0.00	0.00
01 1100 890 008 080	REG INSTR - OTHER MISC ART BSMS	0.00	0.00	0.00	0.00	0.00	0.00	0.00
01 1100 890 008 081	REG INSTR - OTHER MISC VOCAL MUSIC BSMS	0.00	0.00	0.00	0.00	0.00	0.00	0.00
01 1100 890 008 082	REG INSTR - OTHER MISC INSTR MUSIC BSMS	756.00	0.00	0.00	0.00	756.00	0.00	756.00
01 1100 890 008 083	REG INSTR - OTHER MISC GENERAL MUSIC BSMS	0.00	0.00	0.00	0.00	0.00	0.00	0.00
1100	REGULAR INSTRUCTIONAL PROGRAMS	30,428,461.00	2,213,927.88	15,689,871.08	51.83	14,738,589.92	80,308.35	14,658,281.57

04/09/2026 05:09 PM

User ID: MDT

Account Number	Account Description	Revised Budget	Expended During Month	Expenditures to Date	% of Budget	Balance at EOM	P/ O Outstanding	Unencumbered Balance
01 1125 111 002	SALARIES TEACHERS BE	71,456.00	5,854.90	40,984.30	57.36	30,471.70	0.00	30,471.70
01 1125 111 003	SALARIES TEACHERS PC	77,519.00	5,563.62	38,945.34	50.24	38,573.66	0.00	38,573.66
01 1125 111 004	SALARIES TEACHERS HE	73,896.00	6,087.94	42,615.58	57.67	31,280.42	0.00	31,280.42
01 1125 211 002	GROUP INS TEACHERS/PROF BE	26,416.00	2,088.36	14,618.52	55.34	11,797.48	0.00	11,797.48
01 1125 211 003	GROUP INS TEACHERS/PROF PC	30,190.00	2,088.37	14,618.59	48.42	15,571.41	0.00	15,571.41
01 1125 211 004	GROUP INS TEACHERS/PROF HE	9,756.00	776.03	5,432.21	55.68	4,323.79	0.00	4,323.79
01 1125 221 002	SOC SEC TEACHERS/PROF BE	5,487.00	439.67	3,077.69	56.09	2,409.31	0.00	2,409.31
01 1125 221 003	SOC SEC TEACHERS/PROF PC	5,953.00	417.44	2,922.08	49.09	3,030.92	0.00	3,030.92
01 1125 221 004	SOC SEC TEACHERS/PROF HE	5,773.00	465.31	3,257.17	56.42	2,515.83	0.00	2,515.83
01 1125 231 002	RETIREMENT TEACHERS/PROF BE	4,426.00	430.34	3,012.38	68.06	1,413.62	0.00	1,413.62
01 1125 231 003	RETIREMENT TEACHERS/PROF PC	4,802.00	408.93	2,862.51	59.61	1,939.49	0.00	1,939.49
01 1125 231 004	RETIREMENT TEACHERS/PROF HE	4,579.00	447.47	3,132.29	68.41	1,446.71	0.00	1,446.71
01 1125 237 002	INCR RET CONTR BE	1,336.00	42.74	299.18	22.39	1,036.82	0.00	1,036.82
01 1125 237 003	INCR RET CONTR PC	1,456.00	40.61	284.33	19.53	1,171.67	0.00	1,171.67
01 1125 237 004	INCR RET CONTR HE	1,387.00	44.44	311.08	22.43	1,075.92	0.00	1,075.92
1125	Regular Instructional Programs School Age Flex	324,432.00	25,196.17	176,373.25	54.36	148,058.75	0.00	148,058.75
1150	LIMITED ENGLISH PROF PROGRAMS							
01 1150 111 000	LEP - SALARIES NON-INSTR DIST	126,117.00	12,878.25	90,147.75	71.48	35,969.25	0.00	35,969.25
01 1150 112 000	LEP - SALARIES INSTR AIDES DIST	36,561.00	3,695.86	26,886.81	73.54	9,674.19	0.00	9,674.19
01 1150 151 000	LEP - ADD'L COMP TEACHERS DIST	256.00	28.34	198.38	77.49	57.62	0.00	57.62
01 1150 152 000	LEP - ADD'L COMP INSTR AIDES DIST	0.00	9.10	63.70	0.00	(63.70)	0.00	(63.70)
01 1150 211 000	LEP - GROUP INS TEACHERS DIST	10,943.00	1,636.23	11,453.61	104.67	(510.61)	0.00	(510.61)
01 1150 212 000	LEP - GROUP INS INSTR AIDES DIST	0.00	4.20	29.40	0.00	(29.40)	0.00	(29.40)
01 1150 221 000	LEP - SOC SEC TEACHERS DIST	9,855.00	982.40	6,876.82	69.78	2,978.18	0.00	2,978.18
01 1150 222 000	LEP - SOC SEC INSTR AIDES DIST	2,867.00	283.43	2,061.72	71.91	805.28	0.00	805.28
01 1150 231 000	LEP - RETIREMENT TEACHERS DIST	7,813.00	946.55	6,625.88	84.81	1,187.12	0.00	1,187.12
01 1150 232 000	LEP - RETIREMENT INSTR AIDES DIST	2,265.00	271.64	1,976.17	87.25	288.83	0.00	288.83
01 1150 237 000	LEP - INCR RET CONTR DIST	3,143.00	120.99	854.35	27.18	2,288.65	0.00	2,288.65
01 1150 281 000	LEP - HEALTH BEN TEACHERS DIST	0.00	0.00	0.00	0.00	0.00	0.00	0.00
01 1150 580 000	LEP - TRAVEL & MILEAGE DIST	375.00	0.00	0.00	0.00	375.00	0.00	375.00
01 1150 610 000	LEP - SUPPLIES DIST	340.00	0.00	0.00	0.00	340.00	0.00	340.00
01 1150 733 000	LEP - FURN & EQUIP DIST	0.00	0.00	0.00	0.00	0.00	0.00	0.00
01 1150 734 000	LEP - HARDWARE DIST	0.00	0.00	0.00	0.00	0.00	0.00	0.00
01 1150 735 000	LEP - SOFTWARE DIST	0.00	0.00	0.00	0.00	0.00	0.00	0.00
01 1150 810 000	LEP - DUES & FEES DIST	3,717.00	1,287.70	3,294.10	88.62	422.90	0.00	422.90
1150	LIMITED ENGLISH PROF PROGRAMS	204,252.00	22,144.69	150,468.69	73.67	53,783.31	0.00	53,783.31
1160	PROVERTY PROGRAMS							
01 1160 111 001	POVERTY - SALARIES TEACHERS BHS	33,526.00	0.00	0.00	0.00	33,526.00	0.00	33,526.00
01 1160 111 002	POVERTY - SALARIES TEACHERS BE	16,815.00	0.00	0.00	0.00	16,815.00	0.00	16,815.00
01 1160 111 003	POVERTY - SALARIES TEACHERS PC	10,586.00	0.00	0.00	0.00	10,586.00	0.00	10,586.00
01 1160 111 004	POVERTY - SALARIES TEACHERS HE	16,720.00	0.00	0.00	0.00	16,720.00	0.00	16,720.00
01 1160 111 005	POVERTY - SALARIES TEACHERS BMS	16,803.00	0.00	0.00	0.00	16,803.00	0.00	16,803.00
01 1160 111 006	POVERTY - SALARIES TEACHERS AP	5,381.00	0.00	0.00	0.00	5,381.00	0.00	5,381.00
01 1160 111 007	POVERTY - SALARIES TEACHERS SE	4,611.00	0.00	0.00	0.00	4,611.00	0.00	4,611.00
01 1160 111 008	POVERTY - SALARIES TEACHERS BSMS	19,952.00	0.00	0.00	0.00	19,952.00	0.00	19,952.00
01 1160 151 001	POVERTY - ADD'L COMP TEACHERS BHS	0.00	0.00	0.00	0.00	0.00	0.00	0.00
01 1160 151 002	POVERTY - ADD'L COMP TEACHERS BE	0.00	0.00	0.00	0.00	0.00	0.00	0.00
01 1160 151 003	POVERTY - ADD'L COMP TEACHERS PC	0.00	0.00	0.00	0.00	0.00	0.00	0.00
01 1160 151 004	POVERTY - ADD'L COMP TEACHERS HE	0.00	0.00	0.00	0.00	0.00	0.00	0.00
01 1160 151 005	POVERTY - ADD'L COMP TEACHERS BMS	0.00	0.00	0.00	0.00	0.00	0.00	0.00
01 1160 151 006	POVERTY - ADD'L COMP TEACHERS AP	0.00	0.00	0.00	0.00	0.00	0.00	0.00
01 1160 151 007	POVERTY - ADD'L COMP TEACHERS SE	0.00	0.00	0.00	0.00	0.00	0.00	0.00
01 1160 151 008	POVERTY - ADD'L COMP TEACHERS BSMS	0.00	0.00	0.00	0.00	0.00	0.00	0.00
01 1160 211 001	POVERTY - GROUP INS TEACHERS BHS	6,821.00	0.00	0.00	0.00	6,821.00	0.00	6,821.00

04/09/2026 05:09 PM

User ID: MDT

Account Number	Account Description	Revised Budget	Expended During Month	Expenditures to Date	% of Budget	Balance at EOM	P/ O Outstanding	Unencumbered Balance
01 1160 211 002	POVERTY - GROUP INS TEACHERS BE	6,918.00	0.00	0.00	0.00	6,918.00	0.00	6,918.00
01 1160 211 003	POVERTY - GROUP INS TEACHERS PC	2,708.00	0.00	0.00	0.00	2,708.00	0.00	2,708.00
01 1160 211 004	POVERTY - GROUP INS TEACHERS HE	6,918.00	0.00	0.00	0.00	6,918.00	0.00	6,918.00
01 1160 211 005	POVERTY - GROUP INS TEACHERS BMS	5,571.00	0.00	0.00	0.00	5,571.00	0.00	5,571.00
01 1160 211 006	POVERTY - GROUP INS TEACHERS AP	1,138.00	0.00	0.00	0.00	1,138.00	0.00	1,138.00
01 1160 211 007	POVERTY - GROUP INS TEACHERS SE	841.00	0.00	0.00	0.00	841.00	0.00	841.00
01 1160 211 008	POVERTY - GROUP INS TEACHERS BSMS	2,679.00	0.00	0.00	0.00	2,679.00	0.00	2,679.00
01 1160 221 001	POVERTY - SOC SEC TEACHERS BHS	2,622.00	0.00	0.00	0.00	2,622.00	0.00	2,622.00
01 1160 221 002	POVERTY - SOC SEC TEACHERS BE	1,292.00	0.00	0.00	0.00	1,292.00	0.00	1,292.00
01 1160 221 003	POVERTY - SOC SEC TEACHERS PC	840.00	0.00	0.00	0.00	840.00	0.00	840.00
01 1160 221 004	POVERTY - SOC SEC TEACHERS HE	1,301.00	0.00	0.00	0.00	1,301.00	0.00	1,301.00
01 1160 221 005	POVERTY - SOC SEC TEACHERS BMS	1,295.00	0.00	0.00	0.00	1,295.00	0.00	1,295.00
01 1160 221 006	POVERTY - SOC SEC TEACHERS AP	420.00	0.00	0.00	0.00	420.00	0.00	420.00
01 1160 221 007	POVERTY - SOC SEC TEACHERS SE	360.00	0.00	0.00	0.00	360.00	0.00	360.00
01 1160 221 008	POVERTY - SOC SEC TEACHERS BSMS	1,605.00	0.00	0.00	0.00	1,605.00	0.00	1,605.00
01 1160 231 001	POVERTY - RETIREMENT TEACHERS BHS	2,078.00	0.00	0.00	0.00	2,078.00	0.00	2,078.00
01 1160 231 002	POVERTY - RETIREMENT TEACHERS BE	1,042.00	0.00	0.00	0.00	1,042.00	0.00	1,042.00
01 1160 231 003	POVERTY - RETIREMENT TEACHERS PC	656.00	0.00	0.00	0.00	656.00	0.00	656.00
01 1160 231 004	POVERTY - RETIREMENT TEACHERS HE	1,036.00	0.00	0.00	0.00	1,036.00	0.00	1,036.00
01 1160 231 005	POVERTY - RETIREMENT TEACHERS BMS	1,041.00	0.00	0.00	0.00	1,041.00	0.00	1,041.00
01 1160 231 006	POVERTY - RETIREMENT TEACHERS AP	333.00	0.00	0.00	0.00	333.00	0.00	333.00
01 1160 231 007	POVERTY - RETIREMENT TEACHERS SE	286.00	0.00	0.00	0.00	286.00	0.00	286.00
01 1160 231 008	POVERTY - RETIREMENT TEACHERS BSMS	1,236.00	0.00	0.00	0.00	1,236.00	0.00	1,236.00
01 1160 237 001	POVERTY - INCR RET CONTR BHS	629.00	0.00	0.00	0.00	629.00	0.00	629.00
01 1160 237 002	POVERTY - INCR RET CONTR BE	312.00	0.00	0.00	0.00	312.00	0.00	312.00
01 1160 237 003	POVERTY - INCR RET CONTR PC	199.00	0.00	0.00	0.00	199.00	0.00	199.00
01 1160 237 004	POVERTY - INCR RET CONTR HE	310.00	0.00	0.00	0.00	310.00	0.00	310.00
01 1160 237 005	POVERTY - INCR RET CONTR BMS	315.00	0.00	0.00	0.00	315.00	0.00	315.00
01 1160 237 006	POVERTY - INCR RET CONTR AP	101.00	0.00	0.00	0.00	101.00	0.00	101.00
01 1160 237 007	POVERTY - INCR RET CONTR SE	0.00	0.00	0.00	0.00	0.00	0.00	0.00
01 1160 237 008	POVERTY - INCR RET CONTR BSMS	371.00	0.00	0.00	0.00	371.00	0.00	371.00
01 1160 281 001	POVERTY - HEALTH BEN TEACHERS BHS	670.00	0.00	0.00	0.00	670.00	0.00	670.00
01 1160 281 002	POVERTY - HEALTH BEN TEACHERS BE	0.00	0.00	0.00	0.00	0.00	0.00	0.00
01 1160 281 003	POVERTY - HEALTH BEN TEACHERS PC	302.00	0.00	0.00	0.00	302.00	0.00	302.00
01 1160 281 004	POVERTY - HEALTH BEN TEACHERS HE	0.00	0.00	0.00	0.00	0.00	0.00	0.00
01 1160 281 005	POVERTY - HEALTH BEN TEACHERS BMS	0.00	0.00	0.00	0.00	0.00	0.00	0.00
01 1160 281 006	POVERTY - HEALTH TEACHERS AP	0.00	0.00	0.00	0.00	0.00	0.00	0.00
01 1160 281 007	POVERTY - HEALTH TEACHERS SE	0.00	0.00	0.00	0.00	0.00	0.00	0.00
01 1160 281 008	POVERTY - HEALTH BEN TEACHERS BSMS	636.00	0.00	0.00	0.00	636.00	0.00	636.00
01 1160 340 002	POVERTY - OTHER PROF SERVICES BE	0.00	0.00	0.00	0.00	0.00	0.00	0.00
01 1160 340 006	POVERTY - OTHER PROF SERVICES AP	0.00	0.00	0.00	0.00	0.00	0.00	0.00
01 1160 610 002	POVERTY - SUPPLIES BE	0.00	0.00	0.00	0.00	0.00	0.00	0.00
01 1160 610 006	POVERTY - SUPPLIES AP	0.00	0.00	0.00	0.00	0.00	0.00	0.00
1160	PROVERTY PROGRAMS	179,276.00	0.00	0.00	0.00	179,276.00	0.00	179,276.00
1200	SPECIAL EDUCATION INSTRUCTIONAL PROGRAMS							
01 1200 110 000	SPED - SALARIES NON-INSTR DIST	150,736.00	11,579.84	82,862.45	54.97	67,873.55	0.00	67,873.55
01 1200 111 000	SPED - SALARIES TEACHERS DIST	234,948.00	18,221.75	127,552.25	54.29	107,395.75	0.00	107,395.75
01 1200 111 001	SPED - SALARIES TEACHERS BHS	559,539.00	41,138.44	287,162.23	51.32	272,376.77	0.00	272,376.77
01 1200 111 002	SPED - SALARIES TEACHERS BE	192,080.00	21,426.22	149,123.32	77.64	42,956.68	0.00	42,956.68
01 1200 111 003	SPED - SALARIES TEACHERS PC	213,704.00	21,368.68	149,966.02	70.17	63,737.98	0.00	63,737.98
01 1200 111 004	SPED - SALARIES TEACHERS HE	296,528.00	23,545.07	164,815.49	55.58	131,712.51	0.00	131,712.51
01 1200 111 005	SPED - SALARIES TEACHERS BMS	230,641.00	17,817.23	127,736.60	55.38	102,904.40	0.00	102,904.40
01 1200 111 006	SPED - SALARIES TEACHERS AP	210,271.00	14,225.22	99,576.54	47.36	110,694.46	0.00	110,694.46
01 1200 111 007	SPED - SALARIES TEACHERS SE	111,010.00	9,626.16	67,383.12	60.70	43,626.88	0.00	43,626.88
01 1200 111 008	SPED - SALARIES TEACHERS BSMS	313,075.00	21,016.79	143,457.83	45.82	169,617.17	0.00	169,617.17

04/09/2026 05:09 PM

User ID: MDT

Account Number	Account Description	Revised Budget	Expended During Month	Expenditures to Date	% of Budget	Balance at EOM	P/ O Outstanding	Unencumbered Balance
01 1200 112 000	SPED - SALARIES INSTR AIDES	20,887.00	4,504.08	39,641.21	189.79	(18,754.21)	0.00	(18,754.21)
01 1200 112 001	SPED - SALARIES INSTR AIDES BHS	76,352.00	7,612.45	47,339.88	62.00	29,012.12	0.00	29,012.12
01 1200 112 002	SPED - SALARIES INSTR AIDES BE	176,574.00	14,666.61	121,019.33	68.54	55,554.67	0.00	55,554.67
01 1200 112 003	SPED - SALARIES INSTR AIDES PC	154,286.00	14,154.45	99,756.86	64.66	54,529.14	0.00	54,529.14
01 1200 112 004	SPED - SALARIES INSTR AIDES HE	196,289.00	15,354.80	112,138.09	57.13	84,150.91	0.00	84,150.91
01 1200 112 005	SPED - SALARIES INSTR AIDES BMS	66,295.00	6,640.61	45,374.96	68.44	20,920.04	0.00	20,920.04
01 1200 112 006	SPED - SALARIES INSTR AIDES AP	144,933.00	14,379.24	100,532.79	69.37	44,400.21	0.00	44,400.21
01 1200 112 007	SPED - SALARIES INSTR AIDES SE	61,813.00	5,317.01	45,660.71	73.87	16,152.29	0.00	16,152.29
01 1200 112 008	SPED - SALARIES INSTR AIDES BSMS	107,140.00	11,751.80	93,239.14	87.03	13,900.86	0.00	13,900.86
01 1200 122 001	SPED - SUB AIDES BHS	2,178.00	0.00	0.00	0.00	2,178.00	0.00	2,178.00
01 1200 122 002	SPED - SUB AIDES BE	2,773.00	1,288.91	6,608.74	238.32	(3,835.74)	0.00	(3,835.74)
01 1200 122 003	SPED - SUB AIDES PC	8,511.00	603.50	3,710.78	43.60	4,800.22	0.00	4,800.22
01 1200 122 004	SPED - SUB AIDES HE	12,433.00	2,062.09	16,437.28	132.21	(4,004.28)	0.00	(4,004.28)
01 1200 122 005	SPED - SUB AIDES BMS	7,990.00	431.82	1,377.20	17.24	6,612.80	0.00	6,612.80
01 1200 122 006	SPED - SUB AIDES AP	15,066.00	1,000.99	7,003.71	46.49	8,062.29	0.00	8,062.29
01 1200 122 007	SPED - SUB AIDES SE	16,330.00	595.80	9,120.07	55.85	7,209.93	0.00	7,209.93
01 1200 122 008	SPED - SUB AIDES BSMS	430.00	0.00	0.00	0.00	430.00	0.00	430.00
01 1200 123 001	SPED - SUB TEACHERS BHS	15,006.00	1,312.50	11,142.64	74.25	3,863.36	0.00	3,863.36
01 1200 123 002	SPED - SUB TEACHERS BE	2,375.00	787.50	5,120.00	215.58	(2,745.00)	0.00	(2,745.00)
01 1200 123 003	SPED - SUB TEACHERS PC	16,248.00	612.50	3,587.50	22.08	12,660.50	0.00	12,660.50
01 1200 123 004	SPED - SUB TEACHERS HE	15,679.00	525.00	16,210.47	103.39	(531.47)	0.00	(531.47)
01 1200 123 005	SPED - SUB TEACHERS BMS	12,745.00	574.45	3,840.53	30.13	8,904.47	0.00	8,904.47
01 1200 123 006	SPED - SUB TEACHERS AP	10,165.00	816.92	6,801.05	66.91	3,363.95	0.00	3,363.95
01 1200 123 007	SPED - SUB TEACHERS SE	12,786.00	711.26	2,023.76	15.83	10,762.24	0.00	10,762.24
01 1200 123 008	SPED - SUB TEACHERS BSMS	9,932.00	1,225.00	11,907.50	119.89	(1,975.50)	0.00	(1,975.50)
01 1200 130 000	SPED - OT SALARIES NON-INSTR DIST	322.00	0.77	2.69	0.84	319.31	0.00	319.31
01 1200 132 004	SPED - OT SALARIES NON-INSTR HE	0.00	4.84	65.92	0.00	(65.92)	0.00	(65.92)
01 1200 132 006	SPED - OT SALARIES NON- INSTR AP	633.00	48.85	812.57	128.37	(179.57)	0.00	(179.57)
01 1200 132 008	SPED - OT SALARIES NON- INSTR BSMS	0.00	0.00	0.00	0.00	0.00	0.00	0.00
01 1200 150 000	SPED - ADD'L COMP NON-INSTR DIST	303.00	26.16	183.12	60.44	119.88	0.00	119.88
01 1200 151 000	SPED - ADD'L COMP TEACHERS DIST	1,607.00	40.08	280.56	17.46	1,326.44	0.00	1,326.44
01 1200 151 001	SPED - ADD'L COMP TEACHERS BHS	4,988.00	96.44	749.50	15.03	4,238.50	0.00	4,238.50
01 1200 151 002	SPED - ADD'L COMP TEACHERS BE	4,301.00	75.75	737.71	17.15	3,563.29	0.00	3,563.29
01 1200 151 003	SPED - ADD'L COMP TEACHERS PC	7,611.00	112.46	3,256.66	42.79	4,354.34	0.00	4,354.34
01 1200 151 004	SPED - ADD'L COMP TEACHERS HE	2,453.00	145.16	1,405.86	57.31	1,047.14	0.00	1,047.14
01 1200 151 005	SPED - ADD'L COMP TEACHERS BMS	6,019.00	68.67	537.33	8.93	5,481.67	0.00	5,481.67
01 1200 151 006	SPED - ADD'L COMP TEACHERS AP	5,349.00	94.29	1,054.98	19.72	4,294.02	0.00	4,294.02
01 1200 151 007	SPED - ADD'L COMP TEACHERS SE	1,868.00	21.18	904.62	48.43	963.38	0.00	963.38
01 1200 151 008	SPED - ADD'L COMP TEACHERS BSMS	1,754.00	84.63	650.75	37.10	1,103.25	0.00	1,103.25
01 1200 152 000	SPED - ADD'L COMP AIDES	4,898.00	1,743.45	13,268.01	270.89	(8,370.01)	0.00	(8,370.01)
01 1200 152 001	SPED - ADD'L COMP AIDES BHS	198.00	13.63	95.41	48.19	102.59	0.00	102.59
01 1200 152 002	SPED - ADD'L COMP AIDES BE	343.00	33.76	244.23	71.20	98.77	0.00	98.77
01 1200 152 003	SPED - ADD'L COMP AIDES PC	286.00	39.62	281.87	98.56	4.13	0.00	4.13
01 1200 152 004	SPED - ADD'L COMP AIDES HE	442.00	33.96	251.26	56.85	190.74	0.00	190.74
01 1200 152 005	SPED - ADD'L COMP AIDES BMS	0.00	19.33	108.41	0.00	(108.41)	0.00	(108.41)
01 1200 152 006	SPED - ADD'L COMP AIDES AP	132.00	30.63	196.49	148.86	(64.49)	0.00	(64.49)
01 1200 152 007	SPED - ADD'L COMP AIDES SE	114.00	20.06	96.84	84.95	17.16	0.00	17.16
01 1200 152 008	SPED - ADD'L COMP AIDES BSMS	256.00	23.60	209.53	81.85	46.47	0.00	46.47
01 1200 210 000	SPED - GROUP INS NON-INSTR DIST	45,010.00	2,459.00	17,213.00	38.24	27,797.00	0.00	27,797.00
01 1200 211 000	SPED - GROUP INS TEACHERS/PROF DIST	12,222.00	1,848.32	12,925.24	105.75	(703.24)	0.00	(703.24)
01 1200 211 001	SPED - GROUP INS TEACHERS BHS	137,320.00	12,971.08	90,797.56	66.12	46,522.44	0.00	46,522.44
01 1200 211 002	SPED - GROUP INS TEACHERS BE	45,039.00	6,164.06	39,195.32	87.03	5,843.68	0.00	5,843.68
01 1200 211 003	SPED - GROUP INS TEACHERS PC	79,390.00	6,086.28	42,603.96	53.66	36,786.04	0.00	36,786.04
01 1200 211 004	SPED - GROUP INS TEACHERS HE	119,399.00	6,762.12	47,334.84	39.64	72,064.16	0.00	72,064.16
01 1200 211 005	SPED - GROUP INS TEACHERS BMS	117,447.00	9,488.63	66,420.41	56.55	51,026.59	0.00	51,026.59

04/09/2026 05:09 PM

User ID: MDT

Account Number	Account Description	Revised Budget	Expended During Month	Expenditures to Date	% of Budget	Balance at EOM	P/ O Outstanding	Unencumbered Balance
01 1200 211 006	SPED - GROUP INS TEACHERS AP	88,985.00	6,736.90	47,158.30	53.00	41,826.70	0.00	41,826.70
01 1200 211 007	SPED - GROUP INS TEACHERS SE	14,956.00	915.07	6,405.49	42.83	8,550.51	0.00	8,550.51
01 1200 211 008	SPED - GROUP INS TEACHERS BSMS	69,429.00	5,681.13	35,203.06	50.70	34,225.94	0.00	34,225.94
01 1200 212 000	SPED - GROUP INS INSTR AIDES	0.00	8.40	58.80	0.00	(58.80)	0.00	(58.80)
01 1200 212 001	SPED - GROUP INS AIDES BHS	2,595.00	338.30	2,394.26	92.26	200.74	0.00	200.74
01 1200 212 002	SPED - GROUP INS AIDES BE	217.00	16.80	119.70	55.16	97.30	0.00	97.30
01 1200 212 003	SPED - GROUP INS AIDES PC	173.00	15.75	103.95	60.09	69.05	0.00	69.05
01 1200 212 004	SPED - GROUP INS AIDES HE	9,341.00	695.89	4,873.33	52.17	4,467.67	0.00	4,467.67
01 1200 212 005	SPED - GROUP INS AIDES BMS	0.00	8.40	44.10	0.00	(44.10)	0.00	(44.10)
01 1200 212 006	SPED - GROUP INS AIDES AP	4,721.00	351.09	2,450.35	51.90	2,270.65	0.00	2,270.65
01 1200 212 007	SPED - GROUP INS AIDES SE	0.00	6.30	49.28	0.00	(49.28)	0.00	(49.28)
01 1200 212 008	SPED - GROUP INS AIDES BSMS	131.00	12.60	90.30	68.93	40.70	0.00	40.70
01 1200 220 000	SPED - SOC SEC NON-INSTR DIST	12,026.00	928.48	6,637.10	55.19	5,388.90	0.00	5,388.90
01 1200 221 000	SPED - SOC SEC TEACHERS DIST	18,511.00	1,397.03	9,779.16	52.83	8,731.84	0.00	8,731.84
01 1200 221 001	SPED - SOC SEC TEACHERS BHS	44,115.00	3,104.25	21,673.55	49.13	22,441.45	0.00	22,441.45
01 1200 221 002	SPED - SOC SEC TEACHERS BE	14,972.00	1,612.58	11,283.00	75.36	3,689.00	0.00	3,689.00
01 1200 221 003	SPED - SOC SEC TEACHERS PC	17,803.00	1,657.58	11,821.44	66.40	5,981.56	0.00	5,981.56
01 1200 221 004	SPED - SOC SEC TEACHERS HE	23,104.00	1,835.95	12,881.51	55.75	10,222.49	0.00	10,222.49
01 1200 221 005	SPED - SOC SEC TEACHERS BMS	18,325.00	1,344.75	9,648.37	52.65	8,676.63	0.00	8,676.63
01 1200 221 006	SPED - SOC SEC TEACHERS AP	16,080.00	1,028.06	7,226.43	44.94	8,853.57	0.00	8,853.57
01 1200 221 007	SPED - SOC SEC TEACHERS SE	9,281.00	773.88	5,474.98	58.99	3,806.02	0.00	3,806.02
01 1200 221 008	SPED - SOC SEC TEACHERS BSMS	24,672.00	1,605.34	10,964.35	44.44	13,707.65	0.00	13,707.65
01 1200 222 000	SPED - SOC SEC INSTR AIDES	2,052.00	461.99	3,935.91	191.81	(1,883.91)	0.00	(1,883.91)
01 1200 222 001	SPED - SOC SEC AIDES BHS	6,136.00	583.14	3,627.04	59.11	2,508.96	0.00	2,508.96
01 1200 222 002	SPED - SOC SEC AIDES BE	14,027.00	1,223.16	9,782.24	69.74	4,244.76	0.00	4,244.76
01 1200 222 003	SPED - SOC SEC AIDES PC	12,672.00	1,132.02	7,936.81	62.63	4,735.19	0.00	4,735.19
01 1200 222 004	SPED - SOC SEC AIDES HE	16,206.00	1,332.55	9,840.69	60.72	6,365.31	0.00	6,365.31
01 1200 222 005	SPED - SOC SEC AIDES BMS	5,722.00	541.57	3,578.30	62.54	2,143.70	0.00	2,143.70
01 1200 222 006	SPED - SOC SEC AIDES AP	12,419.00	1,182.44	8,301.97	66.85	4,117.03	0.00	4,117.03
01 1200 222 007	SPED - SOC SEC AIDES SE	5,960.00	453.86	4,198.17	70.44	1,761.83	0.00	1,761.83
01 1200 222 008	SPED - SOC SEC AIDES BSMS	8,430.00	900.83	7,148.91	84.80	1,281.09	0.00	1,281.09
01 1200 223 001	SPED - SOC SEC SUB TEACHERS BHS	1,025.00	100.34	852.24	83.15	172.76	0.00	172.76
01 1200 223 002	SPED - SOC SEC SUB TEACHERS BE	162.00	60.11	391.48	241.65	(229.48)	0.00	(229.48)
01 1200 223 003	SPED - SOC SEC SUB TEACHERS PC	1,110.00	46.86	274.51	24.73	835.49	0.00	835.49
01 1200 223 004	SPED - SOC SEC SUB TEACHERS HE	1,071.00	40.14	1,239.99	115.78	(168.99)	0.00	(168.99)
01 1200 223 005	SPED - SOC SEC SUB TEACHERS BMS	871.00	43.96	293.87	33.74	577.13	0.00	577.13
01 1200 223 006	SPED - SOC SEC SUB TEACHERS AP	695.00	62.45	520.36	74.87	174.64	0.00	174.64
01 1200 223 007	SPED - SOC SEC SUB TEACHERS SE	874.00	54.42	154.88	17.72	719.12	0.00	719.12
01 1200 223 008	SPED - SOC SEC SUB TEACHERS BSMS	679.00	93.73	911.05	134.18	(232.05)	0.00	(232.05)
01 1200 230 000	SPED - RETIREMENT NON-INSTR DIST	9,355.00	851.18	6,090.59	65.11	3,264.41	0.00	3,264.41
01 1200 231 000	SPED - RETIREMENT TEACHERS DIST	14,608.00	1,339.30	9,375.10	64.18	5,232.90	0.00	5,232.90
01 1200 231 001	SPED - RETIREMENT TEACHERS BHS	34,932.00	3,023.67	21,113.70	60.44	13,818.30	0.00	13,818.30
01 1200 231 002	SPED - RETIREMENT TEACHERS BE	12,162.00	1,576.90	10,990.33	90.37	1,171.67	0.00	1,171.67
01 1200 231 003	SPED - RETIREMENT TEACHERS PC	13,510.00	1,575.37	11,005.09	81.46	2,504.91	0.00	2,504.91
01 1200 231 004	SPED - RETIREMENT TEACHERS HE	18,475.00	1,737.42	12,190.59	65.98	6,284.41	0.00	6,284.41
01 1200 231 005	SPED - RETIREMENT TEACHERS BMS	14,665.00	1,311.65	9,407.37	64.15	5,257.63	0.00	5,257.63
01 1200 231 006	SPED - RETIREMENT TEACHERS AP	13,310.00	1,049.72	7,377.02	55.42	5,932.98	0.00	5,932.98
01 1200 231 007	SPED - RETIREMENT TEACHERS SE	6,987.00	707.52	5,008.23	71.68	1,978.77	0.00	1,978.77
01 1200 231 008	SPED - RETIREMENT TEACHERS BSMS	19,482.00	1,546.80	10,564.35	54.23	8,917.65	0.00	8,917.65
01 1200 232 000	SPED - RETIREMENT INSTR AIDES	1,621.00	458.48	3,883.83	239.59	(2,262.83)	0.00	(2,262.83)
01 1200 232 001	SPED - RETIREMENT AIDES BHS	4,739.00	559.51	3,479.47	73.42	1,259.53	0.00	1,259.53
01 1200 232 002	SPED - RETIREMENT AIDES BE	10,748.00	1,078.00	8,894.92	82.76	1,853.08	0.00	1,853.08
01 1200 232 003	SPED - RETIREMENT AIDES PC	9,558.00	1,040.34	7,330.70	76.70	2,227.30	0.00	2,227.30
01 1200 232 004	SPED - RETIREMENT AIDES HE	12,172.00	1,091.51	8,550.29	70.25	3,621.71	0.00	3,621.71
01 1200 232 005	SPED - RETIREMENT AIDES BMS	3,779.00	488.09	3,051.14	80.74	727.86	0.00	727.86

04/09/2026 05:09 PM

User ID: MDT

Account Number	Account Description	Revised Budget	Expended During Month	Expenditures to Date	% of Budget	Balance at EOM	P/ O Outstanding	Unencumbered Balance
01 1300 222 006	SUMM SCHOOL - SOC SEC AIDES AP	0.00	0.00	0.00	0.00	0.00	0.00	0.00
01 1300 222 007	SUMM SCHOOL - SOC SEC AIDES SE	710.00	0.00	0.00	0.00	710.00	0.00	710.00
01 1300 222 008	SUMM SCHOOL - SOC SEC AIDES BSMS	0.00	0.00	0.00	0.00	0.00	0.00	0.00
01 1300 231 001	SUMM SCHOOL - RETIREMENT TEACHERS BHS	1,089.00	0.00	0.00	0.00	1,089.00	0.00	1,089.00
01 1300 231 002	SUMM SCHOOL - RETIREMENT TEACHERS BE	2,275.00	0.00	7.31	0.32	2,267.69	0.00	2,267.69
01 1300 231 003	SUMM SCHOOL - RETIREMENT TEACHERS PC	0.00	0.00	0.00	0.00	0.00	0.00	0.00
01 1300 231 004	SUMM SCHOOL - RETIREMENT TEACHERS HE	0.00	0.00	0.00	0.00	0.00	0.00	0.00
01 1300 231 005	SUMM SCHOOL - RETIREMENT TEACHERS BMS	1,212.00	0.00	10.41	0.86	1,201.59	0.00	1,201.59
01 1300 231 006	SUMM SCHOOL - RETIREMENT TEACHERS AP	0.00	0.00	0.00	0.00	0.00	0.00	0.00
01 1300 231 007	SUMM SCHOOL - RETIREMENT TEACHERS SE	2,976.00	0.00	0.00	0.00	2,976.00	0.00	2,976.00
01 1300 231 008	SUMM SCHOOL - RETIREMENT TEACHERS BSMS	0.00	0.00	0.00	0.00	0.00	0.00	0.00
01 1300 232 001	SUMM SCHOOL - RETIREMENT AIDES BHS	208.00	0.00	0.00	0.00	208.00	0.00	208.00
01 1300 232 002	SUMM SCHOOL - RETIREMENT AIDES BE	458.00	0.00	0.00	0.00	458.00	0.00	458.00
01 1300 232 003	SUMM SCHOOL - RETIREMENT AIDES PC	0.00	0.00	0.00	0.00	0.00	0.00	0.00
01 1300 232 004	SUMM SCHOOL - RETIREMENT AIDES HE	0.00	0.00	0.00	0.00	0.00	0.00	0.00
01 1300 232 005	SUMM SCHOOL - RETIREMENT AIDES BMS	0.00	0.00	0.00	0.00	0.00	0.00	0.00
01 1300 232 006	SUMM SCHOOL - RETIREMENT AIDES AP	0.00	0.00	0.00	0.00	0.00	0.00	0.00
01 1300 232 007	SUMM SCHOOL - RETIREMENT AIDES SE	472.00	0.00	0.00	0.00	472.00	0.00	472.00
01 1300 232 008	SUMM SCHOOL - RETIREMENT AIDES BSMS	0.00	0.00	0.00	0.00	0.00	0.00	0.00
01 1300 237 001	SUMM SCHOOL - INCR RET CONTR BHS	129.00	0.00	0.00	0.00	129.00	0.00	129.00
01 1300 237 002	SUMM SCHOOL - INCR RET CONTR BE	285.00	0.00	0.73	0.26	284.27	0.00	284.27
01 1300 237 003	SUMM SCHOOL - INCR RET CONTR PC	0.00	0.00	0.00	0.00	0.00	0.00	0.00
01 1300 237 004	SUMM SCHOOL - INCR RET CONTR HE	0.00	0.00	0.00	0.00	0.00	0.00	0.00
01 1300 237 005	SUMM SCHOOL - INCR RET CONTR BMS	146.00	0.00	1.03	0.71	144.97	0.00	144.97
01 1300 237 006	SUMM SCHOOL - INCR RET CONTR AP	0.00	0.00	0.00	0.00	0.00	0.00	0.00
01 1300 237 007	SUMM SCHOOL - INCR RET CONTR SE	360.00	0.00	0.00	0.00	360.00	0.00	360.00
01 1300 237 008	SUMM SCHOOL - INCR RET CONTR BSMS	0.00	0.00	0.00	0.00	0.00	0.00	0.00
01 1300 580 001	SUMM SCHOOL - TRAVEL & MILEAGE BHS	0.00	0.00	0.00	0.00	0.00	0.00	0.00
01 1300 610 001	SUMM SCHOOL - SUPPLIES BHS	0.00	0.00	0.00	0.00	0.00	0.00	0.00
01 1300 610 002	SUMM SCHOOL - SUPPLIES BE	429.00	0.00	0.00	0.00	429.00	0.00	429.00
01 1300 610 003	SUMM SCHOOL - SUPPLIES PC	2,616.00	0.00	0.00	0.00	2,616.00	0.00	2,616.00
01 1300 610 004	SUMM SCHOOL - SUPPLIES HE	121.00	0.00	0.00	0.00	121.00	0.00	121.00
01 1300 610 005	SUMM SCHOOL - SUPPLIES BMS	0.00	0.00	0.00	0.00	0.00	0.00	0.00
01 1300 610 006	SUMM SCHOOL - SUPPLIES AP	0.00	0.00	0.00	0.00	0.00	0.00	0.00
01 1300 610 007	SUMM SCHOOL - SUPPLIES SE	678.00	0.00	0.00	0.00	678.00	0.00	678.00
01 1300 610 008	SUMM SCHOOL - SUPPLIES BSMS	1,603.00	0.00	0.00	0.00	1,603.00	0.00	1,603.00
01 1300 640 001	SUMM SCHOOL - BOOKS & PER BHS	0.00	0.00	0.00	0.00	0.00	0.00	0.00
01 1300 640 002	SUMM SCHOOL - BOOKS & PER BE	0.00	0.00	0.00	0.00	0.00	0.00	0.00
01 1300 640 003	SUMM SCHOOL - BOOKS & PER PC	0.00	0.00	0.00	0.00	0.00	0.00	0.00
01 1300 640 004	SUMM SCHOOL - BOOKS & PER HE	0.00	0.00	0.00	0.00	0.00	0.00	0.00
01 1300 640 005	SUMM SCHOOL - BOOKS & PER BMS	0.00	0.00	0.00	0.00	0.00	0.00	0.00
01 1300 640 006	SUMM SCHOOL - BOOKS & PER AP	0.00	0.00	0.00	0.00	0.00	0.00	0.00
01 1300 640 007	SUMM SCHOOL - BOOKS & PER SE	0.00	0.00	0.00	0.00	0.00	0.00	0.00
01 1300 640 008	SUMM SCHOOL - BOOKS & PER BSMS	0.00	0.00	0.00	0.00	0.00	0.00	0.00
01 1300 810 001	SUMM SCHOOL - DUES & FEES BHS	0.00	0.00	0.00	0.00	0.00	0.00	0.00
01 1300 810 002	SUMM SCHOOL - DUES & FEES BE	0.00	0.00	0.00	0.00	0.00	0.00	0.00
01 1300 810 003	SUMM SCHOOL - DUES & FEES PC	0.00	0.00	0.00	0.00	0.00	0.00	0.00
01 1300 810 004	SUMM SCHOOL - DUES & FEES HE	0.00	0.00	0.00	0.00	0.00	0.00	0.00
01 1300 810 005	SUMM SCHOOL - DUES & FEES BMS	0.00	0.00	0.00	0.00	0.00	0.00	0.00
01 1300 810 006	SUMM SCHOOL - DUES & FEES AP	0.00	0.00	0.00	0.00	0.00	0.00	0.00
01 1300 810 007	SUMM SCHOOL - DUES & FEES SE	0.00	0.00	0.00	0.00	0.00	0.00	0.00
01 1300 810 008	SUMM SCHOOL - DUES & FEES BSMS	0.00	0.00	0.00	0.00	0.00	0.00	0.00
1300	SUMMER SCHOOL	171,894.00	0.00	278.94	0.16	171,615.06	0.00	171,615.06
2120	GUIDANCE SERVICES							
01 2120 110 001	GUIDANCE - SALARIES NON-INSTR BHS	37,109.00	2,940.83	22,106.98	59.57	15,002.02	0.00	15,002.02

04/09/2026 05:09 PM

User ID: MDT

Account Number	Account Description	Revised Budget	Expended During Month	Expenditures to Date	% of Budget	Balance at EOM	P/ O Outstanding	Unencumbered Balance
01 2120 110 005	GUIDANCE - SALARIES NON-INSTR BMS	0.00	0.00	0.00	0.00	0.00	0.00	0.00
01 2120 111 001	GUIDANCE - SALARIES TEACHERS BHS	242,896.00	21,679.89	151,759.23	62.48	91,136.77	0.00	91,136.77
01 2120 111 002	GUIDANCE - SALARIES TEACHERS BE	62,939.00	6,202.74	43,419.18	68.99	19,519.82	0.00	19,519.82
01 2120 111 003	GUIDANCE - SALARIES TEACHERS PC	117,831.00	9,835.28	68,846.96	58.43	48,984.04	0.00	48,984.04
01 2120 111 004	GUIDANCE - SALARIES TEACHERS HE	62,583.00	6,031.39	42,219.73	67.46	20,363.27	0.00	20,363.27
01 2120 111 005	GUIDANCE - SALARIES TEACHERS BMS	82,174.00	7,527.70	52,693.90	64.12	29,480.10	0.00	29,480.10
01 2120 111 006	GUIDANCE - SALARIES TEACHERS AP	52,294.00	4,523.54	31,664.78	60.55	20,629.22	0.00	20,629.22
01 2120 111 007	GUIDANCE - SALARIES TEACHERS SE	62,076.00	5,208.93	36,462.51	58.74	25,613.49	0.00	25,613.49
01 2120 111 008	GUIDANCE - SALARIES TEACHERS BSMS	163,917.00	15,055.40	101,217.56	61.75	62,699.44	0.00	62,699.44
01 2120 130 001	GUIDANCE - OT SALARIES NON-INSTR BHS	197.00	0.00	16.97	8.61	180.03	0.00	180.03
01 2120 130 005	GUIDANCE - OT SALARIES NON-INSTR BMS	0.00	0.00	0.00	0.00	0.00	0.00	0.00
01 2120 150 001	GUIDANCE - ADD'L COMP NON-INSTR BHS	0.00	7.56	52.92	0.00	(52.92)	0.00	(52.92)
01 2120 150 005	GUIDANCE - ADD'L COMP NON-INSTR BMS	0.00	0.00	0.00	0.00	0.00	0.00	0.00
01 2120 151 001	GUIDANCE - ADD'L COMP TEACHERS BHS	541.00	48.97	342.79	63.36	198.21	0.00	198.21
01 2120 151 002	GUIDANCE - ADD'L COMP TEACHERS BE	160.00	13.65	123.87	77.42	36.13	0.00	36.13
01 2120 151 003	GUIDANCE - ADD'L COMP TEACHERS PC	512.00	15.76	432.34	84.44	79.66	0.00	79.66
01 2120 151 004	GUIDANCE - ADD'L COMP TEACHERS HE	160.00	13.27	121.21	75.76	38.79	0.00	38.79
01 2120 151 005	GUIDANCE - ADD'L COMP TEACHERS BMS	199.00	16.56	115.92	58.25	83.08	0.00	83.08
01 2120 151 006	GUIDANCE - ADD'L COMP TEACHERS AP	116.00	9.95	97.97	84.46	18.03	0.00	18.03
01 2120 151 007	GUIDANCE - ADD'L COMP TEACHERS SE	291.00	11.46	80.22	27.57	210.78	0.00	210.78
01 2120 151 008	GUIDANCE - ADD'L COMP TEACHERS BSMS	398.00	33.12	231.84	58.25	166.16	0.00	166.16
01 2120 152 001	GUIDANCE - ADD'L COMP AIDES BHS	0.00	0.00	0.00	0.00	0.00	0.00	0.00
01 2120 152 005	GUIDANCE - ADD'L COMP AIDES BMS	0.00	0.00	0.00	0.00	0.00	0.00	0.00
01 2120 210 001	GUIDANCE - GROUP INS NON-INSTR BHS	12,195.00	912.97	6,390.79	52.41	5,804.21	0.00	5,804.21
01 2120 210 005	GUIDANCE - GROUP INS NON-INSTR BMS	0.00	0.00	0.00	0.00	0.00	0.00	0.00
01 2120 211 001	GUIDANCE - GROUP INS TEACHERS BHS	47,850.00	2,523.51	17,664.57	36.92	30,185.43	0.00	30,185.43
01 2120 211 002	GUIDANCE - GROUP INS TEACHERS BE	25,896.00	2,456.90	17,198.30	66.41	8,697.70	0.00	8,697.70
01 2120 211 003	GUIDANCE - GROUP INS TEACHERS PC	30,137.00	2,458.49	17,209.43	57.10	12,927.57	0.00	12,927.57
01 2120 211 004	GUIDANCE - GROUP INS TEACHERS HE	25,896.00	2,456.90	17,198.30	66.41	8,697.70	0.00	8,697.70
01 2120 211 005	GUIDANCE - GROUP INS TEACHERS BMS	27,244.00	2,456.90	17,198.30	63.13	10,045.70	0.00	10,045.70
01 2120 211 006	GUIDANCE - GROUP INS TEACHERS AP	11,057.00	912.97	6,390.79	57.80	4,666.21	0.00	4,666.21
01 2120 211 007	GUIDANCE - GROUP INS TEACHERS SE	11,353.00	912.97	6,390.79	56.29	4,962.21	0.00	4,962.21
01 2120 211 008	GUIDANCE - GROUP INS TEACHERS BSMS	22,009.00	3,480.35	24,362.45	110.69	(2,353.45)	0.00	(2,353.45)
01 2120 220 001	GUIDANCE - SOC SEC NON-INSTR BHS	2,915.00	261.40	1,947.48	66.81	967.52	0.00	967.52
01 2120 220 005	GUIDANCE - SOC SEC NON-INSTR BMS	0.00	0.00	0.00	0.00	0.00	0.00	0.00
01 2120 221 001	GUIDANCE - SOC SEC TEACHERS BHS	19,039.00	1,674.99	11,724.88	61.58	7,314.12	0.00	7,314.12
01 2120 221 002	GUIDANCE - SOC SEC TEACHERS BE	4,848.00	437.68	3,065.95	63.24	1,782.05	0.00	1,782.05
01 2120 221 003	GUIDANCE - SOC SEC TEACHERS PC	9,376.00	757.55	5,327.47	56.82	4,048.53	0.00	4,048.53
01 2120 221 004	GUIDANCE - SOC SEC TEACHERS HE	4,886.00	452.27	3,168.08	64.84	1,717.92	0.00	1,717.92
01 2120 221 005	GUIDANCE - SOC SEC TEACHERS BMS	6,350.00	568.44	3,979.08	62.66	2,370.92	0.00	2,370.92
01 2120 221 006	GUIDANCE - SOC SEC TEACHERS AP	4,093.00	346.32	2,426.41	59.28	1,666.59	0.00	1,666.59
01 2120 221 007	GUIDANCE - SOC SEC TEACHERS SE	4,873.00	394.40	2,760.81	56.66	2,112.19	0.00	2,112.19
01 2120 221 008	GUIDANCE - SOC SEC TEACHERS BSMS	13,222.00	1,143.97	7,688.80	58.15	5,533.20	0.00	5,533.20
01 2120 230 001	GUIDANCE - RETIREMENT NON-INSTR BHS	2,310.00	162.15	1,626.11	70.39	683.89	0.00	683.89
01 2120 230 005	GUIDANCE - RETIREMENT NON-INSTR BMS	0.00	0.00	0.00	0.00	0.00	0.00	0.00
01 2120 231 001	GUIDANCE - RETIREMENT TEACHERS BHS	15,052.00	1,593.48	11,154.33	74.11	3,897.67	0.00	3,897.67
01 2120 231 002	GUIDANCE - RETIREMENT TEACHERS BE	3,899.00	455.90	3,193.38	81.90	705.62	0.00	705.62
01 2120 231 003	GUIDANCE - RETIREMENT TEACHERS PC	7,321.00	722.89	5,083.88	69.44	2,237.12	0.00	2,237.12
01 2120 231 004	GUIDANCE - RETIREMENT TEACHERS HE	3,877.00	443.31	3,105.25	80.09	771.75	0.00	771.75
01 2120 231 005	GUIDANCE - RETIREMENT TEACHERS BMS	5,093.00	553.29	3,873.03	76.05	1,219.97	0.00	1,219.97
01 2120 231 006	GUIDANCE - RETIREMENT TEACHERS AP	3,240.00	332.48	2,329.43	71.90	910.57	0.00	910.57
01 2120 231 007	GUIDANCE - RETIREMENT TEACHERS SE	3,846.00	382.86	2,680.01	69.68	1,165.99	0.00	1,165.99
01 2120 231 008	GUIDANCE - RETIREMENT TEACHERS BSMS	10,154.00	1,106.58	7,439.54	73.27	2,714.46	0.00	2,714.46
01 2120 237 001	GUIDANCE - INCR RET CONTR BHS	5,204.00	179.74	1,269.38	24.39	3,934.62	0.00	3,934.62
01 2120 237 002	GUIDANCE - INCR RET CONTR BE	1,186.00	45.28	317.17	26.74	868.83	0.00	868.83

04/09/2026 05:09 PM

User ID: MDT

Account Number	Account Description	Revised Budget	Expended During Month	Expenditures to Date	% of Budget	Balance at EOM	P/ O Outstanding	Unencumbered Balance
01 2120 237 003	GUIDANCE - INCR RET CONTR PC	2,220.00	71.80	504.95	22.75	1,715.05	0.00	1,715.05
01 2120 237 004	GUIDANCE - INCR RET CONTR HE	1,179.00	44.03	308.41	26.16	870.59	0.00	870.59
01 2120 237 005	GUIDANCE - INCR RET CONTR BMS	1,541.00	54.96	384.72	24.97	1,156.28	0.00	1,156.28
01 2120 237 006	GUIDANCE - INCR RET CONTR AP	981.00	33.02	231.34	23.58	749.66	0.00	749.66
01 2120 237 007	GUIDANCE - INCR RET CONTR SE	1,165.00	38.03	266.17	22.85	898.83	0.00	898.83
01 2120 237 008	GUIDANCE - INCR RET CONTR BSMS	3,047.00	109.92	738.98	24.25	2,308.02	0.00	2,308.02
01 2120 280 001	GUIDANCE - HEALTH BEN NON-INSTR BHS	0.00	475.00	3,325.00	0.00	(3,325.00)	0.00	(3,325.00)
01 2120 280 005	GUIDANCE - HEALTH BEN NON-INSTR BMS	0.00	0.00	0.00	0.00	0.00	0.00	0.00
01 2120 281 001	GUIDANCE - HEALTH BEN TEACHERS BHS	4,700.00	412.59	2,888.13	61.45	1,811.87	0.00	1,811.87
01 2120 281 002	GUIDANCE - HEALTH BEN TEACHERS BE	0.00	0.00	0.00	0.00	0.00	0.00	0.00
01 2120 281 003	GUIDANCE - HEALTH BEN TEACHERS PC	3,115.00	248.26	1,737.82	55.79	1,377.18	0.00	1,377.18
01 2120 281 004	GUIDANCE - HEALTH BEN TEACHERS HE	0.00	0.00	0.00	0.00	0.00	0.00	0.00
01 2120 281 005	GUIDANCE - HEALTH BEN TEACHERS BMS	0.00	0.00	0.00	0.00	0.00	0.00	0.00
01 2120 281 006	GUIDANCE - HEALTH BEN TEACHERS AP	0.00	0.00	0.00	0.00	0.00	0.00	0.00
01 2120 281 007	GUIDANCE - HEALTH BEN TEACHERS SE	0.00	0.00	0.00	0.00	0.00	0.00	0.00
01 2120 281 008	GUIDANCE - HEALTH BEN TEACHERS BSMS	5,222.00	0.00	0.00	0.00	5,222.00	0.00	5,222.00
01 2120 320 001	GUIDANCE - PROF ED SERVICES BHS	0.00	3,290.00	10,395.00	0.00	(10,395.00)	0.00	(10,395.00)
01 2120 320 002	GUIDANCE - PROF ED SERVICES BE	0.00	960.00	1,920.00	0.00	(1,920.00)	0.00	(1,920.00)
01 2120 320 003	GUIDANCE - PROF ED SERVICES PC	0.00	900.00	2,910.00	0.00	(2,910.00)	0.00	(2,910.00)
01 2120 320 004	GUIDANCE - PROF ED SERVICES HE	0.00	1,140.00	3,360.00	0.00	(3,360.00)	0.00	(3,360.00)
01 2120 320 005	GUIDANCE - PROF ED SERVICES BMS	0.00	1,645.00	5,250.00	0.00	(5,250.00)	0.00	(5,250.00)
01 2120 320 006	GUIDANCE - PROF ED SERVICES AP	0.00	2,082.50	6,230.00	0.00	(6,230.00)	0.00	(6,230.00)
01 2120 320 007	GUIDANCE - PROF ED SERVICES SE	0.00	1,680.00	6,475.00	0.00	(6,475.00)	0.00	(6,475.00)
01 2120 320 008	GUIDANCE - PROF ED SERVICES BSMS	0.00	647.50	2,292.50	0.00	(2,292.50)	0.00	(2,292.50)
01 2120 580 001	GUIDANCE - TRAVEL & MILEAGE BHS	333.00	0.00	0.00	0.00	333.00	0.00	333.00
01 2120 580 002	GUIDANCE - TRAVEL & MILEAGE BE	307.00	67.20	67.20	21.89	239.80	0.00	239.80
01 2120 580 003	GUIDANCE - TRAVEL & MILEAGE PC	0.00	0.00	0.00	0.00	0.00	0.00	0.00
01 2120 580 004	GUIDANCE - TRAVEL & MILEAGE HE	0.00	0.00	0.00	0.00	0.00	0.00	0.00
01 2120 580 005	GUIDANCE - TRAVEL & MILEAGE BMS	0.00	0.00	0.00	0.00	0.00	0.00	0.00
01 2120 580 006	GUIDANCE - TRAVEL & MILEAGE AP	0.00	0.00	0.00	0.00	0.00	0.00	0.00
01 2120 580 007	GUIDANCE - TRAVEL & MILEAGE SE	0.00	0.00	0.00	0.00	0.00	0.00	0.00
01 2120 580 008	GUIDANCE - TRAVEL & MILEAGE BSMS	0.00	0.00	0.00	0.00	0.00	0.00	0.00
01 2120 590 001	GUIDANCE - PURCHASED SERVICES BHS	23,392.00	0.00	929.08	3.97	22,462.92	0.00	22,462.92
01 2120 590 002	GUIDANCE - PURCHASED SERVICES BE	15,058.00	0.00	929.08	6.17	14,128.92	0.00	14,128.92
01 2120 590 003	GUIDANCE - PURCHASED SERVICES PC	16,253.00	0.00	929.07	5.72	15,323.93	0.00	15,323.93
01 2120 590 004	GUIDANCE - PURCHASED SERVICES HE	15,681.00	0.00	929.07	5.92	14,751.93	0.00	14,751.93
01 2120 590 005	GUIDANCE - PURCHASED SERVICES BMS	16,721.00	0.00	929.07	5.56	15,791.93	0.00	15,791.93
01 2120 590 006	GUIDANCE - PURCHASED SERVICES AP	18,274.00	0.00	929.07	5.08	17,344.93	0.00	17,344.93
01 2120 590 007	GUIDANCE - PURCHASED SERVICES SE	18,566.00	0.00	929.06	5.00	17,636.94	0.00	17,636.94
01 2120 590 008	GUIDANCE - PURCHASED SERVICES BSMS	12,599.00	0.00	929.06	7.37	11,669.94	0.00	11,669.94
01 2120 610 001	GUIDANCE - SUPPLIES BHS	319.00	0.00	106.44	33.37	212.56	0.00	212.56
01 2120 610 001 611	GUIDANCE - TESTING SUPPLIES SUPPLIES BHS	15,568.00	0.00	0.00	0.00	15,568.00	0.00	15,568.00
01 2120 610 002	GUIDANCE - SUPPLIES BE	3,472.00	0.00	823.19	30.53	2,648.81	236.89	2,411.92
01 2120 610 002 611	GUIDANCE - TESTING SUPPLIES BE	0.00	0.00	0.00	0.00	0.00	0.00	0.00
01 2120 610 003	GUIDANCE - SUPPLIES PC	433.00	0.00	279.29	64.50	153.71	0.00	153.71
01 2120 610 003 611	GUIDANCE - TESTING SUPPLIES PC	594.00	0.00	0.00	1.51	594.00	8.99	585.01
01 2120 610 004	GUIDANCE - SUPPLIES HE	3,149.00	169.27	502.52	15.96	2,646.48	0.00	2,646.48
01 2120 610 004 611	GUIDANCE - TESTING SUPPLIES HE	0.00	0.00	0.00	0.00	0.00	0.00	0.00
01 2120 610 005	GUIDANCE - SUPPLIES BMS	3,285.00	154.42	2,974.17	90.54	310.83	0.00	310.83
01 2120 610 005 611	GUIDANCE - TESTING SUPPLIES BMS	0.00	0.00	0.00	0.00	0.00	0.00	0.00
01 2120 610 006	GUIDANCE - SUPPLIES AP	2,027.00	0.00	198.20	11.23	1,828.80	29.46	1,799.34
01 2120 610 006 611	GUIDANCE - TESTING SUPPLIES AP	0.00	0.00	0.00	0.00	0.00	0.00	0.00
01 2120 610 007	GUIDANCE - SUPPLIES SE	1,792.00	0.00	655.84	57.89	1,136.16	381.49	754.67
01 2120 610 007 611	GUIDANCE - TESTING SUPPLIES SE	0.00	0.00	0.00	0.00	0.00	0.00	0.00
01 2120 610 008	GUIDANCE - SUPPLIES BSMS	8,647.00	29.99	5,337.27	61.72	3,309.73	0.00	3,309.73

Account Number	Account Description	Revised Budget	Expended During Month	Expenditures to Date	% of Budget	Balance at EOM	P/ O Outstanding	Unencumbered Balance
01 2120 610 008 611	GUIDANCE - TESTING SUPPLIES BSMS	0.00	0.00	0.00	0.00	0.00	0.00	0.00
01 2120 733 001	GUIDANCE - FURN & EQUIP BHS	0.00	0.00	0.00	0.00	0.00	0.00	0.00
01 2120 733 002	GUIDANCE - FURN & EQUIP BE	0.00	0.00	0.00	0.00	0.00	0.00	0.00
01 2120 733 003	GUIDANCE - FURN & EQUIP PC	0.00	0.00	0.00	0.00	0.00	0.00	0.00
01 2120 733 004	GUIDANCE - FURN & EQUIP HE	175.00	0.00	523.25	299.00	(348.25)	0.00	(348.25)
01 2120 733 005	GUIDANCE - FURN & EQUIP BMS	0.00	0.00	0.00	0.00	0.00	0.00	0.00
01 2120 733 006	GUIDANCE - FURN & EQUIP AP	0.00	0.00	0.00	0.00	0.00	0.00	0.00
01 2120 733 007	GUIDANCE - FURN & EQUIP SE	0.00	0.00	0.00	0.00	0.00	0.00	0.00
01 2120 733 008	GUIDANCE - FURN & EQUIP BSMS	120.00	0.00	0.00	0.00	120.00	0.00	120.00
01 2120 734 001	GUIDANCE - HARDWARE BHS	0.00	0.00	0.00	0.00	0.00	0.00	0.00
01 2120 734 005	GUIDANCE - HARDWARE BMS	0.00	0.00	0.00	0.00	0.00	0.00	0.00
01 2120 810 001	GUIDANCE - DUES & FEES HS	4,437.00	0.00	10,569.10	238.65	(6,132.10)	20.00	(6,152.10)
01 2120 810 002	GUIDANCE - DUES & FEES BE	477.00	0.00	2,805.00	588.05	(2,328.00)	0.00	(2,328.00)
01 2120 810 003	GUIDANCE - DUES & FEES PC	291.00	0.00	3,096.00	1,063.92	(2,805.00)	0.00	(2,805.00)
01 2120 810 004	GUIDANCE - DUES & FEES HE	227.00	0.00	2,676.00	1,178.85	(2,449.00)	0.00	(2,449.00)
01 2120 810 005	GUIDANCE - DUES & FEES BMS	0.00	0.00	2,676.00	0.00	(2,676.00)	0.00	(2,676.00)
01 2120 810 006	GUIDANCE - DUES & FEES AP	179.00	0.00	2,886.00	1,612.29	(2,707.00)	0.00	(2,707.00)
01 2120 810 007	GUIDANCE - DUES & FEES SE	538.00	0.00	3,015.00	560.41	(2,477.00)	0.00	(2,477.00)
01 2120 810 008	GUIDANCE - DUES & FEES BSMS	0.00	0.00	2,676.00	0.00	(2,676.00)	0.00	(2,676.00)
01 2120 890 005	GUIDANCE - OTHER MISC BMS	506.00	0.00	0.00	0.00	506.00	0.00	506.00
01 2120 890 008	GUIDANCE - OTHER MISC BSMS	0.00	0.00	0.00	0.00	0.00	0.00	0.00
2120	GUIDANCE SERVICES	1,437,404.00	124,070.43	864,688.12	60.20	572,715.88	676.83	572,039.05
2130	HEALTH SERVICES							
01 2130 110 002	HEALTH SERV - SALARIES NON-INSTR BE	22,616.00	2,021.11	14,938.02	66.05	7,677.98	0.00	7,677.98
01 2130 110 003	HEALTH SERV - SALARIES NON-INSTR PC	0.00	0.00	0.00	0.00	0.00	0.00	0.00
01 2130 110 004	HEALTH SERV - SALARIES NON-INSTR HE	23,072.00	2,033.71	14,089.61	61.07	8,982.39	0.00	8,982.39
01 2130 110 006	HEALTH SERV - SALARIES NON-INSTR AP	507.00	1,968.06	13,475.37	2,657.86	(12,968.37)	0.00	(12,968.37)
01 2130 110 007	HEALTH SERV - SALARIES NON-INSTR SE	24,269.00	2,075.64	16,834.78	69.37	7,434.22	0.00	7,434.22
01 2130 130 003	HEALTH SERV - OT SALARIES NON-INSTR PC	0.00	0.00	0.00	0.00	0.00	0.00	0.00
01 2130 130 006	HEALTH SERV - OT SALARIES NON-INSTR AP	0.00	0.00	0.00	0.00	0.00	0.00	0.00
01 2130 130 007	HEALTH SERV - OT SALARIES NON-INSTR SE	0.00	0.00	84.69	0.00	(84.69)	0.00	(84.69)
01 2130 150 002	HEALTH SERV - ADD'L COMP NON-INSTR BE	0.00	4.61	32.27	0.00	(32.27)	0.00	(32.27)
01 2130 150 003	HEALTH SERV - ADD'L COMP NON-INSTR PC	0.00	0.00	0.00	0.00	0.00	0.00	0.00
01 2130 150 004	HEALTH SERV - ADD'L COMP NON-INSTR HE	0.00	4.80	33.60	0.00	(33.60)	0.00	(33.60)
01 2130 150 006	HEALTH SERV - ADD'L COMP NON-INSTR AP	0.00	9.22	50.50	0.00	(50.50)	0.00	(50.50)
01 2130 150 007	HEALTH SERV - ADD'L COMP NON-INSTR SE	0.00	4.67	51.15	0.00	(51.15)	0.00	(51.15)
01 2130 210 002	HEALTH SERV - GROUP INS NON-INSTR BE	0.00	2.10	14.70	0.00	(14.70)	0.00	(14.70)
01 2130 210 003	HEALTH SERV - GROUP INS NON-INSTR PC	0.00	0.00	0.00	0.00	0.00	0.00	0.00
01 2130 210 004	HEALTH SERV - GROUP INS NON-INSTR HE	0.00	2.10	14.70	0.00	(14.70)	0.00	(14.70)
01 2130 210 006	HEALTH SERV - GROUP INS NON-INSTR AP	0.00	2.10	14.70	0.00	(14.70)	0.00	(14.70)
01 2130 210 007	HEALTH SERV - GROUP INS NON-INSTR SE	0.00	2.10	14.70	0.00	(14.70)	0.00	(14.70)
01 2130 220 002	HEALTH SERV - SOC SEC NON-INSTR BE	1,772.00	154.96	1,145.23	64.63	626.77	0.00	626.77
01 2130 220 003	HEALTH SERV - SOC SEC NON-INSTR PC	0.00	0.00	0.00	0.00	0.00	0.00	0.00
01 2130 220 004	HEALTH SERV - SOC SEC NON-INSTR HE	1,808.00	155.95	1,080.45	59.76	727.55	0.00	727.55
01 2130 220 006	HEALTH SERV - SOC SEC NON-INSTR AP	0.00	151.26	1,034.74	0.00	(1,034.74)	0.00	(1,034.74)
01 2130 220 007	HEALTH SERV - SOC SEC NON-INSTR SE	1,902.00	159.14	1,298.23	68.26	603.77	0.00	603.77
01 2130 230 002	HEALTH SERV - RETIREMENT NON-INSTR BE	1,401.00	148.55	1,097.94	78.37	303.06	0.00	303.06
01 2130 230 003	HEALTH SERV - RETIREMENT NON-INSTR PC	0.00	0.00	0.00	0.00	0.00	0.00	0.00
01 2130 230 004	HEALTH SERV - RETIREMENT NON-INSTR HE	1,429.00	149.48	1,035.59	72.47	393.41	0.00	393.41
01 2130 230 006	HEALTH SERV - RETIREMENT NON-INSTR AP	0.00	144.65	990.43	0.00	(990.43)	0.00	(990.43)
01 2130 230 007	HEALTH SERV - RETIREMENT NON-INSTR SE	1,507.00	152.56	1,244.94	82.61	262.06	0.00	262.06
01 2130 237 002	HEALTH SERV - INCR RET CONTR BE	480.00	14.75	109.04	22.72	370.96	0.00	370.96
01 2130 237 003	HEALTH SERV - INCR RET CONTR PC	0.00	0.00	0.00	0.00	0.00	0.00	0.00
01 2130 237 004	HEALTH SERV - INCR RET CONTR HE	484.00	14.85	102.86	21.25	381.14	0.00	381.14
01 2130 237 006	HEALTH SERV - INCR RET CONTR AP	0.00	14.37	98.39	0.00	(98.39)	0.00	(98.39)

04/09/2026 05:09 PM

User ID: MDT

Account Number	Account Description	Revised Budget	Expended During Month	Expenditures to Date	% of Budget	Balance at EOM	P/ O Outstanding	Unencumbered Balance
01 2141 735 004	PSYCH SERV - SOFTWARE HE	0.00	0.00	0.00	0.00	0.00	0.00	0.00
01 2141 735 005	PSYCH SERV - SOFTWARE BMS	0.00	0.00	0.00	0.00	0.00	0.00	0.00
01 2141 735 006	PSYCH SERV - SOFTWARE AP	0.00	0.00	0.00	0.00	0.00	0.00	0.00
01 2141 735 007	PSYCH SERV - SOFTWARE SE	0.00	0.00	0.00	0.00	0.00	0.00	0.00
01 2141 735 008	PSYCH SERV - SOFTWARE BSMS	0.00	0.00	0.00	0.00	0.00	0.00	0.00
01 2141 810 000	PSYCH SERV - DUES & FEES DIST	0.00	0.00	20.00	0.00	(20.00)	0.00	(20.00)
01 2141 810 001	PSYCH SERV - DUES & FEES BHS	0.00	0.00	0.00	0.00	0.00	0.00	0.00
01 2141 810 002	PSYCH SERV - DUES & FEES BE	0.00	0.00	0.00	0.00	0.00	0.00	0.00
01 2141 810 003	PSYCH SERV - DUES & FEES PC	0.00	0.00	0.00	0.00	0.00	0.00	0.00
01 2141 810 004	PSYCH SERV - DUES & FEES HE	0.00	0.00	0.00	0.00	0.00	0.00	0.00
01 2141 810 005	PSYCH SERV - DUES & FEES BMS	0.00	0.00	0.00	0.00	0.00	0.00	0.00
01 2141 810 006	PSYCH SERV - DUES & FEES AP	0.00	0.00	0.00	0.00	0.00	0.00	0.00
01 2141 810 007	PSYCH SERV - DUES & FEES SE	0.00	0.00	0.00	0.00	0.00	0.00	0.00
01 2141 810 008	PSYCH SERV - DUES & FEES BSMS	0.00	0.00	0.00	0.00	0.00	0.00	0.00
01 2141 890 000	PSYCH SERV - OTHER MISC DIST	0.00	0.00	0.00	0.00	0.00	0.00	0.00
01 2141 890 001	PSYCH SERV - OTHER MISC BHS	0.00	0.00	0.00	0.00	0.00	0.00	0.00
01 2141 890 002	PSYCH SERV - OTHER MISC BE	0.00	0.00	0.00	0.00	0.00	0.00	0.00
01 2141 890 003	PSYCH SERV - OTHER MISC PC	0.00	0.00	0.00	0.00	0.00	0.00	0.00
01 2141 890 004	PSYCH SERV - OTHER MISC HE	0.00	0.00	0.00	0.00	0.00	0.00	0.00
01 2141 890 005	PSYCH SERV - OTHER MISC BMS	0.00	0.00	0.00	0.00	0.00	0.00	0.00
01 2141 890 006	PSYCH SERV - OTHER MISC AP	0.00	0.00	0.00	0.00	0.00	0.00	0.00
01 2141 890 007	PSYCH SERV - OTHER MISC SE	0.00	0.00	0.00	0.00	0.00	0.00	0.00
01 2141 890 008	PSYCH SERV - OTHER MISC BSMS	0.00	0.00	0.00	0.00	0.00	0.00	0.00
2141	PSYCH SERV SPED SA	502,784.00	50,406.87	349,575.51	69.53	153,208.49	30.00	153,178.49
2151	SPEECH PATH SPED SCHOOL AGE							
01 2151 111 000	SPEECH SPED SA - SALARIES TEACHERS DIST	0.00	3,746.40	26,224.80	0.00	(26,224.80)	0.00	(26,224.80)
01 2151 111 001	SPEECH SPED SA - SALARIES TEACHERS BHS	38,698.00	2,943.13	20,601.91	53.24	18,096.09	0.00	18,096.09
01 2151 111 002	SPEECH SPED SA - SALARIES TEACHERS BE	77,395.00	5,886.27	41,203.89	53.24	36,191.11	0.00	36,191.11
01 2151 111 003	SPEECH SPED SA - SALARIES TEACHERS PC	95,842.00	7,577.35	53,041.45	55.34	42,800.55	0.00	42,800.55
01 2151 111 004	SPEECH SPED SA - SALARIES TEACHERS HE	0.00	4,783.71	23,201.16	0.00	(23,201.16)	0.00	(23,201.16)
01 2151 111 005	SPEECH SPED SA - SALARIES TEACHERS BMS	38,698.00	2,943.14	20,601.98	53.24	18,096.02	0.00	18,096.02
01 2151 111 006	SPEECH SPED SA - SALARIES TEACHERS AP	118,017.00	4,162.67	29,138.69	24.69	88,878.31	0.00	88,878.31
01 2151 111 007	SPEECH SPED SA - SALARIES TEACHERS SE	59,971.00	5,496.02	38,472.14	64.15	21,498.86	0.00	21,498.86
01 2151 111 008	SPEECH SPED SA - SALARIES TEACHERS BSMS	27,366.00	2,081.34	14,569.38	53.24	12,796.62	0.00	12,796.62
01 2151 151 001	SPEECH SPED SA - ADD'L COMP TEACHES BHS	357.00	22.73	159.11	44.57	197.89	0.00	197.89
01 2151 151 002	SPEECH SPED SA - ADD'L COMP TEACHES BE	927.00	45.47	318.29	34.34	608.71	0.00	608.71
01 2151 151 003	SPEECH SPED SA - ADD'L COMP TEACHES PC	196.00	26.13	182.91	93.32	13.09	0.00	13.09
01 2151 151 004	SPEECH SPED SA - ADD'L COMP TEACHES HE	0.00	15.45	108.15	0.00	(108.15)	0.00	(108.15)
01 2151 151 005	SPEECH SPED SA - ADD'L COMP TEACHES BMS	273.00	22.74	159.18	58.31	113.82	0.00	113.82
01 2151 151 006	SPEECH SPED SA - ADD'L COMP TEACHES AP	340.00	9.16	64.12	18.86	275.88	0.00	275.88
01 2151 151 007	SPEECH SPED SA - ADD'L COMP TEACHES SE	489.00	12.09	173.28	35.44	315.72	0.00	315.72
01 2151 151 008	SPEECH SPED SA - ADD'L COMP TEACHES BSMS	387.00	32.22	225.54	58.28	161.46	0.00	161.46
01 2151 211 000	GROUP INS TEACHERS/PROF DIST	0.00	1.89	13.23	0.00	(13.23)	0.00	(13.23)
01 2151 211 001	SPEECH SPED SA - GROUP INS TEACHERS BHS	16,407.00	1,228.44	8,599.08	52.41	7,807.92	0.00	7,807.92
01 2151 211 002	SPEECH SPED SA - GROUP INS TEACHERS BE	32,815.00	2,456.90	17,198.30	52.41	15,616.70	0.00	15,616.70
01 2151 211 003	SPEECH SPED SA - GROUP INS TEACHERS PC	27,924.00	2,090.61	14,634.27	52.41	13,289.73	0.00	13,289.73
01 2151 211 004	SPEECH SPED SA - GROUP INS TEACHERS HE	0.00	2,456.90	17,198.30	0.00	(17,198.30)	0.00	(17,198.30)
01 2151 211 005	SPEECH SPED SA - GROUP INS TEACHERS BMS	16,407.00	1,228.46	8,599.22	52.41	7,807.78	0.00	7,807.78
01 2151 211 006	SPEECH SPED SA - GROUP INS TEACHERS AP	57,474.00	1,846.22	12,923.54	22.49	44,550.46	0.00	44,550.46
01 2151 211 007	SPEECH SPED SA - GROUP INS TEACHERS SE	0.00	2.10	14.70	0.00	(14.70)	0.00	(14.70)
01 2151 211 008	SPEECH SPED SA - GROUP INS TEACHERS BSMS	6,097.00	456.49	3,195.43	52.41	2,901.57	0.00	2,901.57
01 2151 221 000	SOC SEC TEACHERS/PROF DIST	0.00	286.60	2,006.22	0.00	(2,006.22)	0.00	(2,006.22)
01 2151 221 001	SPEECH SPED SA - SOC SEC TEACHERS BHS	2,991.00	221.83	1,552.79	51.92	1,438.21	0.00	1,438.21
01 2151 221 002	SPEECH SPED SA - SOC SEC TEACHERS BE	6,007.00	444.15	3,109.00	51.76	2,898.00	0.00	2,898.00
01 2151 221 003	SPEECH SPED SA - SOC SEC TEACHERS PC	7,456.00	595.52	4,168.58	55.91	3,287.42	0.00	3,287.42

Account Number	Account Description	Revised Budget	Expended During Month	Expenditures to Date	% of Budget	Balance at EOM	P/ O Outstanding	Unencumbered Balance
01 2151 221 004	SPEECH SPED SA - SOC SEC TEACHERS HE	0.00	368.32	1,791.40	0.00	(1,791.40)	0.00	(1,791.40)
01 2151 221 005	SPEECH SPED SA - SOC SEC TEACHERS BMS	2,984.00	221.81	1,552.67	52.03	1,431.33	0.00	1,431.33
01 2151 221 006	SPEECH SPED SA - SOC SEC TEACHERS AP	8,976.00	313.40	2,193.79	24.44	6,782.21	0.00	6,782.21
01 2151 221 007	SPEECH SPED SA - SOC SEC TEACHERS SE	5,227.00	457.71	3,210.75	61.43	2,016.25	0.00	2,016.25
01 2151 221 008	SPEECH SPED SA - SOC SEC TEACHERS BSMS	2,170.00	161.44	1,130.08	52.08	1,039.92	0.00	1,039.92
01 2151 231 000	RETIREMENT TEACHERS/PROF DIST	0.00	275.36	1,927.52	0.00	(1,927.52)	0.00	(1,927.52)
01 2151 231 001	SPEECH SPED SA - RETIREMENT TEACHERS BHS	2,416.00	217.52	1,522.64	63.02	893.36	0.00	893.36
01 2151 231 002	SPEECH SPED SA - RETIREMENT TEACHERS BE	4,847.00	435.03	3,045.21	62.83	1,801.79	0.00	1,801.79
01 2151 231 003	SPEECH SPED SA - RETIREMENT TEACHERS PC	5,937.00	557.30	3,901.10	65.71	2,035.90	0.00	2,035.90
01 2151 231 004	SPEECH SPED SA - RETIREMENT TEACHERS HE	0.00	351.60	1,705.26	0.00	(1,705.26)	0.00	(1,705.26)
01 2151 231 005	SPEECH SPED SA - RETIREMENT TEACHERS BMS	2,410.00	217.51	1,522.58	63.18	887.42	0.00	887.42
01 2151 231 006	SPEECH SPED SA - RETIREMENT TEACHERS AP	7,318.00	305.96	2,141.72	29.27	5,176.28	0.00	5,176.28
01 2151 231 007	SPEECH SPED SA - RETIREMENT TEACHERS SE	3,738.00	403.96	2,834.23	75.82	903.77	0.00	903.77
01 2151 231 008	SPEECH SPED SA - RETIREMENT TEACHERS BSMS	1,718.00	155.01	1,085.07	63.16	632.93	0.00	632.93
01 2151 237 000	INCR RET CONTR DIST	0.00	27.35	191.45	0.00	(191.45)	0.00	(191.45)
01 2151 237 001	SPEECH SPED SA - INCR RET CONTR BHS	733.00	21.61	151.27	20.64	581.73	0.00	581.73
01 2151 237 002	SPEECH SPED SA - INCR RET CONTR BE	1,470.00	43.21	302.47	20.58	1,167.53	0.00	1,167.53
01 2151 237 003	SPEECH SPED SA - INCR RET CONTR PC	1,800.00	55.36	387.51	21.53	1,412.49	0.00	1,412.49
01 2151 237 004	SPEECH SPED SA - INCR RET CONTR HE	0.00	34.92	169.36	0.00	(169.36)	0.00	(169.36)
01 2151 237 005	SPEECH SPED SA - INCR RET CONTR BMS	731.00	21.60	151.21	20.69	579.79	0.00	579.79
01 2151 237 006	SPEECH SPED SA - INCR RET CONTR AP	2,219.00	30.38	212.69	9.58	2,006.31	0.00	2,006.31
01 2151 237 007	SPEECH SPED SA - INCR RET CONTR SE	1,134.00	40.12	281.49	24.82	852.51	0.00	852.51
01 2151 237 008	SPEECH SPED SA - INCR RET CONTR BSMS	521.00	15.40	107.80	20.69	413.20	0.00	413.20
01 2151 281 001	SPEECH SPED SA - HEALTH BEN TEACHERS BHS	0.00	0.00	0.00	0.00	0.00	0.00	0.00
01 2151 281 003	SPEECH SPED SA - HEALTH BEN TEACHERS PC	0.00	237.50	1,662.50	0.00	(1,662.50)	0.00	(1,662.50)
01 2151 281 004	SPEECH SPED SA - HEALTH BEN TEACHERS HE	0.00	237.50	1,662.50	0.00	(1,662.50)	0.00	(1,662.50)
01 2151 281 007	SPEECH SPED SA - HEALTH BEN TEACHERS SE	5,858.00	475.00	3,325.00	56.76	2,533.00	0.00	2,533.00
01 2151 281 008	SPEECH SPED SA - HLTH BEN TEACHERS BSMS	0.00	0.00	0.00	0.00	0.00	0.00	0.00
01 2151 320 000	PROFESSIONAL EDUCATIONAL SERVICES	0.00	0.00	0.00	0.00	0.00	0.00	0.00
01 2151 320 001	SPEECH SPED SA - PROF ED SERVICES BHS	0.00	0.00	0.00	0.00	0.00	0.00	0.00
01 2151 320 002	SPEECH SPED SA - PROF ED SERVICES BE	0.00	0.00	0.00	0.00	0.00	0.00	0.00
01 2151 320 003	SPEECH SPED SA - PROF ED SERVICES PC	0.00	0.00	0.00	0.00	0.00	0.00	0.00
01 2151 320 004	SPEECH SPED SA - PROF ED SERVICES HE	0.00	0.00	31,102.50	0.00	(31,102.50)	0.00	(31,102.50)
01 2151 320 005	SPEECH SPED SA - PROF ED SERVICES BMS	0.00	0.00	0.00	0.00	0.00	0.00	0.00
01 2151 320 006	SPEECH SPED SA - PROF ED SERVICES AP	34,668.00	0.00	0.00	0.00	34,668.00	0.00	34,668.00
01 2151 320 007	SPEECH SPED SA - PROF ED SERVICES SE	0.00	0.00	0.00	0.00	0.00	0.00	0.00
01 2151 320 008	SPEECH SPED SA - PROF ED SERVICES BSMS	0.00	0.00	0.00	0.00	0.00	0.00	0.00
01 2151 580 000	SPEECH SPED SA - TRAVEL & MILEAGE DIST	1,614.00	207.43	607.69	37.65	1,006.31	0.00	1,006.31
01 2151 580 001	SPEECH SPED SA - TRAVEL & MILEAGE BHS	0.00	0.00	0.00	0.00	0.00	0.00	0.00
01 2151 580 002	SPEECH SPED SA - TRAVEL & MILEAGE BE	0.00	0.00	0.00	0.00	0.00	0.00	0.00
01 2151 580 003	SPEECH SPED SA - TRAVEL & MILEAGE PC	0.00	0.00	0.00	0.00	0.00	0.00	0.00
01 2151 580 004	SPEECH SPED SA - TRAVEL & MILEAGE HE	0.00	0.00	0.00	0.00	0.00	0.00	0.00
01 2151 580 005	SPEECH SPED SA - TRAVEL & MILEAGE BMS	0.00	0.00	0.00	0.00	0.00	0.00	0.00
01 2151 580 006	SPEECH SPED SA - TRAVEL & MILEAGE AP	161.00	0.00	23.80	14.78	137.20	0.00	137.20
01 2151 580 007	SPEECH SPED SA - TRAVEL & MILEAGE SE	0.00	0.00	0.00	0.00	0.00	0.00	0.00
01 2151 580 008	SPEECH SPED SA - TRAVEL & MILEAGE BSMS	0.00	0.00	0.00	0.00	0.00	0.00	0.00
01 2151 590 001	SPEECH SPED SA - PURCHASED SERVICES BHS	51,671.00	0.00	30,046.77	58.15	21,624.23	0.00	21,624.23
01 2151 610 000	SPEECH SPED SA - SUPPLIES DIST	2,709.00	0.00	1,961.98	72.42	747.02	0.00	747.02
01 2151 610 001	SPEECH SPED SA - SUPPLIES BHS	0.00	0.00	0.00	0.00	0.00	0.00	0.00
01 2151 610 001 611	SPEECH SPED SA - TESTING SUPPLIES BHS	0.00	0.00	0.00	0.00	0.00	0.00	0.00
01 2151 610 002	SPEECH SPED SA - SUPPLIES BE	0.00	0.00	0.00	0.00	0.00	0.00	0.00
01 2151 610 002 611	SPEECH SPED SA - TESTING SUPPLIES BE	0.00	0.00	0.00	0.00	0.00	0.00	0.00
01 2151 610 003	SPEECH SPED SA - SUPPLIES PC	284.00	0.00	194.40	68.45	89.60	0.00	89.60
01 2151 610 003 611	SPEECH SPED SA - TESTING SUPPLIES PC	0.00	0.00	0.00	0.00	0.00	0.00	0.00
01 2151 610 004	SPEECH SPED SA - SUPPLIES HE	440.00	0.00	135.44	30.78	304.56	0.00	304.56

04/09/2026 05:09 PM

User ID: MDT

Account Number	Account Description	Revised Budget	Expended During Month	Expenditures to Date	% of Budget	Balance at EOM	P/ O Outstanding	Unencumbered Balance
01 2151 610 004 611	SPEECH SPED SA - TESTING SUPPLIES HE	0.00	0.00	0.00	0.00	0.00	0.00	0.00
01 2151 610 005	SPEECH SPED SA - SUPPLIES BMS	0.00	0.00	0.00	0.00	0.00	0.00	0.00
01 2151 610 005 611	SPEECH SPED SA - TESTING SUPPLIES BMS	0.00	0.00	0.00	0.00	0.00	0.00	0.00
01 2151 610 006	SPEECH SPED SA - SUPPLIES AP	233.00	0.00	0.00	0.00	233.00	0.00	233.00
01 2151 610 006 611	SPEECH SPED SA - TESTING SUPPLIES AP	0.00	0.00	0.00	0.00	0.00	0.00	0.00
01 2151 610 007	SPEECH SPED SA - SUPPLIES SE	0.00	0.00	32.98	0.00	(32.98)	0.00	(32.98)
01 2151 610 007 611	SPEECH SPED SA - TESTING SUPPLIES SE	0.00	0.00	0.00	0.00	0.00	0.00	0.00
01 2151 610 008	SPEECH SPED SA - SUPPLIES BSMS	0.00	0.00	0.00	0.00	0.00	0.00	0.00
01 2151 610 008 611	SPEECH SPED SA - TESTING SUPPLIES BSMS	0.00	0.00	0.00	0.00	0.00	0.00	0.00
01 2151 640 000	SPEECH SPED SA - BOOKS & PER DIST	0.00	0.00	0.00	0.00	0.00	0.00	0.00
01 2151 640 001	SPEECH SPED SA - BOOKS & PER BHS	0.00	0.00	0.00	0.00	0.00	0.00	0.00
01 2151 640 002	SPEECH SPED SA - BOOKS & PER BE	0.00	0.00	0.00	0.00	0.00	0.00	0.00
01 2151 640 003	SPEECH SPED SA - BOOKS & PER PC	0.00	0.00	0.00	0.00	0.00	0.00	0.00
01 2151 640 004	SPEECH SPED SA - BOOKS & PER HE	0.00	0.00	0.00	0.00	0.00	0.00	0.00
01 2151 640 005	SPEECH SPED SA - BOOKS & PER BMS	0.00	0.00	0.00	0.00	0.00	0.00	0.00
01 2151 640 006	SPEECH SPED SA - BOOKS & PER AP	0.00	0.00	0.00	0.00	0.00	0.00	0.00
01 2151 640 007	SPEECH SPED SA - BOOKS & PER SE	0.00	0.00	0.00	0.00	0.00	0.00	0.00
01 2151 640 008	SPEECH SPED SA - BOOKS & PER BSMS	0.00	0.00	0.00	0.00	0.00	0.00	0.00
01 2151 650 001	SPEECH SPED SA - SUPPLIES TECH-REL BHS	0.00	0.00	0.00	0.00	0.00	0.00	0.00
01 2151 650 002	SPEECH SPED SA - SUPPLIES TECH-REL BE	0.00	0.00	0.00	0.00	0.00	0.00	0.00
01 2151 650 003	SPEECH SPED SA - SUPPLIES TECH-REL PC	0.00	0.00	0.00	0.00	0.00	0.00	0.00
01 2151 650 004	SPEECH SPED SA - SUPPLIES TECH-REL HE	0.00	0.00	0.00	0.00	0.00	0.00	0.00
01 2151 650 005	SPEECH SPED SA - SUPPLIES TECH-REL BMS	0.00	0.00	0.00	0.00	0.00	0.00	0.00
01 2151 650 006	SPEECH SPED SA - SUPPLIES TECH-REL AP	0.00	0.00	0.00	0.00	0.00	0.00	0.00
01 2151 650 007	SPEECH SPED SA - SUPPLIES TECH-REL SE	0.00	0.00	0.00	0.00	0.00	0.00	0.00
01 2151 650 008	SPEECH SPED SA - SUPPLIES TECH-REL BSMS	0.00	0.00	0.00	0.00	0.00	0.00	0.00
01 2151 733 001	SPEECH SPED SA - FURN & EQUIP BHS	0.00	0.00	0.00	0.00	0.00	0.00	0.00
01 2151 733 002	SPEECH SPED SA - FURN & EQUIP BE	0.00	0.00	0.00	0.00	0.00	0.00	0.00
01 2151 733 003	SPEECH SPED SA - FURN & EQUIP PC	0.00	0.00	0.00	0.00	0.00	0.00	0.00
01 2151 733 004	SPEECH SPED SA - FURN & EQUIP HE	0.00	0.00	0.00	0.00	0.00	0.00	0.00
01 2151 733 005	SPEECH SPED SA - FURN & EQUIP BMS	0.00	0.00	0.00	0.00	0.00	0.00	0.00
01 2151 733 006	SPEECH SPED SA - FURN & EQUIP AP	0.00	0.00	0.00	0.00	0.00	0.00	0.00
01 2151 733 007	SPEECH SPED SA - FURN & EQUIP SE	0.00	0.00	0.00	0.00	0.00	0.00	0.00
01 2151 733 008	SPEECH SPED SA - FURN & EQUIP BSMS	0.00	0.00	0.00	0.00	0.00	0.00	0.00
01 2151 734 001	SPEECH SPED SA - HARDWARE BHS	0.00	0.00	0.00	0.00	0.00	0.00	0.00
01 2151 734 002	SPEECH SPED SA - HARDWARE BE	0.00	0.00	0.00	0.00	0.00	0.00	0.00
01 2151 734 003	SPEECH SPED SA - HARDWARE PC	0.00	0.00	0.00	0.00	0.00	0.00	0.00
01 2151 734 004	SPEECH SPED SA - HARDWARE HE	0.00	0.00	0.00	0.00	0.00	0.00	0.00
01 2151 734 005	SPEECH SPED SA - HARDWARE BMS	0.00	0.00	0.00	0.00	0.00	0.00	0.00
01 2151 734 006	SPEECH SPED SA - HARDWARE AP	0.00	0.00	0.00	0.00	0.00	0.00	0.00
01 2151 734 007	SPEECH SPED SA - HARDWARE SE	0.00	0.00	0.00	0.00	0.00	0.00	0.00
01 2151 734 008	SPEECH SPED SA - HARDWARE BSMS	0.00	0.00	0.00	0.00	0.00	0.00	0.00
01 2151 735 000	SPEECH SPED SA - SOFTWARE DIST	0.00	0.00	0.00	0.00	0.00	0.00	0.00
01 2151 735 001	SPEECH SPED SA - SOFTWARE BHS	0.00	0.00	0.00	0.00	0.00	0.00	0.00
01 2151 735 002	SPEECH SPED SA - SOFTWARE BE	0.00	0.00	0.00	0.00	0.00	0.00	0.00
01 2151 735 003	SPEECH SPED SA - SOFTWARE PC	0.00	0.00	0.00	0.00	0.00	0.00	0.00
01 2151 735 004	SPEECH SPED SA - SOFTWARE HE	0.00	0.00	0.00	0.00	0.00	0.00	0.00
01 2151 735 005	SPEECH SPED SA - SOFTWARE BMS	0.00	0.00	0.00	0.00	0.00	0.00	0.00
01 2151 735 006	SPEECH SPED SA - SOFTWARE AP	0.00	0.00	0.00	0.00	0.00	0.00	0.00
01 2151 735 007	SPEECH SPED SA - SOFTWARE SE	0.00	0.00	0.00	0.00	0.00	0.00	0.00
01 2151 735 008	SPEECH SPED SA - SOFTWARE BSMS	0.00	0.00	0.00	0.00	0.00	0.00	0.00
01 2151 810 000	SPEECH SPED SA - DUES & FEES DIST	158.00	0.00	0.00	75.95	158.00	120.00	38.00
01 2151 810 001	SPEECH SPED SA - DUES & FEES BHS	0.00	0.00	0.00	0.00	0.00	0.00	0.00
01 2151 810 002	SPEECH SPED SA - DUES & FEES BE	0.00	0.00	0.00	0.00	0.00	0.00	0.00
01 2151 810 003	SPEECH SPED SA - DUES & FEES PC	194.00	0.00	0.00	0.00	194.00	0.00	194.00

Account Number	Account Description	Revised Budget	Expended During Month	Expenditures to Date	% of Budget	Balance at EOM	P/ O Outstanding	Unencumbered Balance
2161	OCC THERAPY SPED SCHOOL AGE	109,715.00	11,247.00	72,191.25	65.80	37,523.75	0.00	37,523.75
2162	OCC THERAPY SPED AGE 3-5							
01 2162 320 000	OCC THERAPY SPED 3-5 - PROF ED SERVICES	118.00	2,794.50	15,490.50	13,127.54	(15,372.50)	0.00	(15,372.50)
01 2162 590 000	OCC THERAPY SPED 3-5 - PURCH SERVICES	0.00	0.00	0.00	0.00	0.00	0.00	0.00
2162	OCC THERAPY SPED AGE 3-5	118.00	2,794.50	15,490.50	13,127.54	(15,372.50)	0.00	(15,372.50)
2163	OCC THERAPY SPED AGE 0-2							
01 2163 320 000	OCC THERAPY SPED 0-2 - PROF ED SERVICES	8,018.00	2,535.75	17,526.00	218.58	(9,508.00)	0.00	(9,508.00)
01 2163 590 000	OCC THERAPY SPED 0-2 - PURCH SERVICES	0.00	0.00	0.00	0.00	0.00	0.00	0.00
2163	OCC THERAPY SPED AGE 0-2	8,018.00	2,535.75	17,526.00	218.58	(9,508.00)	0.00	(9,508.00)
2171	PHYSICAL THERAPY SPED SCHOOL AGE							
01 2171 320 000	PHYS THERAPY SPED SA - PROF ED SERVICES	52,715.00	3,536.25	29,756.25	56.45	22,958.75	0.00	22,958.75
01 2171 590 000	PHYS THERAPY SPED SA - PURCH SERVICES DIST	0.00	0.00	0.00	0.00	0.00	0.00	0.00
2171	PHYSICAL THERAPY SPED SCHOOL AGE	52,715.00	3,536.25	29,756.25	56.45	22,958.75	0.00	22,958.75
2172	PHYSICAL THERAPY SPED AGE 3-5							
01 2172 320 000	PHYS THERAPY SPED 3-5 - PROF ED SERVICES	6,721.00	1,380.00	11,040.00	164.26	(4,319.00)	0.00	(4,319.00)
01 2172 590 000	PHYS THERAPY SPED 3-5 - PURCH SERVICES	0.00	0.00	0.00	0.00	0.00	0.00	0.00
2172	PHYSICAL THERAPY SPED AGE 3-5	6,721.00	1,380.00	11,040.00	164.26	(4,319.00)	0.00	(4,319.00)
2173	PHYSICAL THERAPY SPED AGE 0-2							
01 2173 320 000	PHYS THERAPY SPED 0-2 - PROF ED SERVICES	7,546.00	2,225.25	21,148.50	280.26	(13,602.50)	0.00	(13,602.50)
01 2173 590 000	PHYS THERAPY SPED 0-2 - PURCH SERVICES	0.00	0.00	0.00	0.00	0.00	0.00	0.00
2173	PHYSICAL THERAPY SPED AGE 0-2	7,546.00	2,225.25	21,148.50	280.26	(13,602.50)	0.00	(13,602.50)
2181	VISION SERVICE SPED SCHOOL AGE							
01 2181 320 000	VIS IMP SERV SPED SA - PROF ED SERVICES	0.00	0.00	0.00	0.00	0.00	0.00	0.00
2181	VISION SERVICE SPED SCHOOL AGE	0.00	0.00	0.00	0.00	0.00	0.00	0.00
2182	VISION SERVICES SPED AGE 3-5							
01 2182 320 000	VIS IMP SERV SPED 3-5 - PROF ED SERVICES	0.00	0.00	0.00	0.00	0.00	0.00	0.00
01 2182 590 000	VIS IMP SERV SPED 3-5 - PURCH SERVICES	0.00	0.00	0.00	0.00	0.00	0.00	0.00
01 2182 591 000	VIS IMP SERV SPED 3-5 - PURCH SERV OTH DIST	0.00	0.00	0.00	0.00	0.00	0.00	0.00
2182	VISION SERVICES SPED AGE 3-5	0.00	0.00	0.00	0.00	0.00	0.00	0.00
2183	VISION SERVICES SPED AGE 0-2							
01 2183 320 000	VIS IMP SERV SPED 0-2 - PROF ED SERVICES	0.00	0.00	0.00	0.00	0.00	0.00	0.00
01 2183 590 000	VIS IMP SERV SPED 0-2 - PURCH SERVICES	5,065.00	0.00	0.00	0.00	5,065.00	0.00	5,065.00
01 2183 591 000	VIS IMP SERV SPED 0-2 - PURCH SERV OTH DIST	0.00	0.00	0.00	0.00	0.00	0.00	0.00
2183	VISION SERVICES SPED AGE 0-2	5,065.00	0.00	0.00	0.00	5,065.00	0.00	5,065.00
2210	IMPROVEMENT OF INSTRUCTION							
01 2210 111 000	IMPR OF INSTR - SALARIES PROF DIST	294,554.00	11,924.06	83,468.42	28.34	211,085.58	0.00	211,085.58
01 2210 151 000	IMPR OF INSTR - ADD'L COMP PROF DIST	1,632.00	26.23	183.61	11.25	1,448.39	0.00	1,448.39
01 2210 211 000	IMPR OF INSTR - GROUP INS PROF DIST	58,745.00	2,456.90	17,198.30	29.28	41,546.70	0.00	41,546.70
01 2210 221 000	IMPR OF INSTR - SOC SEC PROF DIST	22,433.00	892.75	6,249.25	27.86	16,183.75	0.00	16,183.75
01 2210 231 000	IMPR OF INSTR - RETIREMENT PROF DIST	18,247.00	876.42	6,134.94	33.62	12,112.06	0.00	12,112.06
01 2210 237 000	IMPR OF INSTR - INCR RET CONTR DIST	5,687.00	87.05	609.35	10.71	5,077.65	0.00	5,077.65
01 2210 281 000	IMPR OF INSTR - HEALTH BEN PROF DIST	3,632.00	0.00	0.00	0.00	3,632.00	0.00	3,632.00
01 2210 580 000	IMPR OF INSTR - TRAVEL & MILEAGE	2,050.00	0.00	690.49	42.41	1,359.51	179.00	1,180.51
01 2210 610 000	IMPR OF INSTR - SUPPLIES	0.00	0.00	0.00	0.00	0.00	0.00	0.00
01 2210 810 000	IMPR OF INSTR - DUES & FEES	972.00	175.00	6,854.70	705.22	(5,882.70)	0.00	(5,882.70)
2210	IMPROVEMENT OF INSTRUCTION	407,952.00	16,438.41	121,389.06	29.80	286,562.94	179.00	286,383.94
2212	INST STAFF TRNG AND CURR DEV							
01 2212 111 000	INST & CURR DEV - SALARIES TEACHERS DIST	3,137.00	28.32	169.92	5.42	2,967.08	0.00	2,967.08
01 2212 111 001	INST & CURR DEV - SALARIES TEACHERS BHS	5,690.00	169.92	424.80	7.47	5,265.20	0.00	5,265.20
01 2212 111 002	INST & CURR DEV - SALARIES TEACHERS BE	3,785.00	28.32	807.12	21.32	2,977.88	0.00	2,977.88
01 2212 111 003	INST & CURR DEV - SALARIES TEACHERS PC	9,019.00	56.64	3,917.44	43.44	5,101.56	0.00	5,101.56

04/09/2026 05:09 PM

User ID: MDT

Account Number	Account Description	Revised Budget	Expended During Month	Expenditures to Date	% of Budget	Balance at EOM	P/ O Outstanding	Unencumbered Balance
01 2212 111 004	INST & CURR DEV - SALARIES TEACHERS HE	4,394.00	28.32	764.64	17.40	3,629.36	0.00	3,629.36
01 2212 111 005	INST & CURR DEV - SALARIES TEACHERS BMS	6,903.00	0.00	382.32	5.54	6,520.68	0.00	6,520.68
01 2212 111 006	INST & CURR DEV - SALARIES TEACHERS AP	4,184.00	84.96	2,124.00	50.76	2,060.00	0.00	2,060.00
01 2212 111 007	INST & CURR DEV - SALARIES TEACHERS SE	2,087.00	56.64	877.92	42.07	1,209.08	0.00	1,209.08
01 2212 111 008	INST & CURR DEV - SALARIES TEACHERS BSMS	5,083.00	28.32	481.44	9.47	4,601.56	0.00	4,601.56
01 2212 123 001	INST & CURR DEV - SUB TEACHERS BHS	20,404.00	1,662.50	11,987.50	58.75	8,416.50	0.00	8,416.50
01 2212 123 002	INST & CURR DEV - SUB TEACHERS BE	8,097.00	1,137.50	7,087.50	87.53	1,009.50	0.00	1,009.50
01 2212 123 003	INST & CURR DEV - SUB TEACHERS PC	9,176.00	1,400.00	6,562.50	71.52	2,613.50	0.00	2,613.50
01 2212 123 004	INST & CURR DEV - SUB TEACHERS HE	11,443.00	1,837.50	5,512.50	48.17	5,930.50	0.00	5,930.50
01 2212 123 005	INST & CURR DEV - SUB TEACHERS BMS	14,682.00	262.50	10,325.00	70.32	4,357.00	0.00	4,357.00
01 2212 123 006	INST & CURR DEV - SUB TEACHERS AP	0.00	0.00	0.00	0.00	0.00	0.00	0.00
01 2212 123 007	INST & CURR DEV - SUB TEACHERS SE	0.00	0.00	0.00	0.00	0.00	0.00	0.00
01 2212 123 008	INST & CURR DEV - SUB TEACHERS BSMS	0.00	0.00	0.00	0.00	0.00	0.00	0.00
01 2212 221 000	INST & CURR DEV - SOC SEC TEACHERS DIST	245.00	2.18	13.02	5.31	231.98	0.00	231.98
01 2212 221 001	INST & CURR DEV - SOC SEC TEACHERS BHS	445.00	12.99	32.45	7.29	412.55	0.00	412.55
01 2212 221 002	INST & CURR DEV - SOC SEC TEACHERS BE	296.00	2.17	61.76	20.86	234.24	0.00	234.24
01 2212 221 003	INST & CURR DEV - SOC SEC TEACHERS PC	705.00	4.34	299.70	42.51	405.30	0.00	405.30
01 2212 221 004	INST & CURR DEV - SOC SEC TEACHERS HE	344.00	2.18	58.51	17.01	285.49	0.00	285.49
01 2212 221 005	INST & CURR DEV - SOC SEC TEACHERS BMS	540.00	0.00	29.28	5.42	510.72	0.00	510.72
01 2212 221 006	INST & CURR DEV - SOC SEC TEACHERS AP	327.00	6.50	162.46	49.68	164.54	0.00	164.54
01 2212 221 007	INST & CURR DEV - SOC SEC TEACHERS SE	163.00	4.34	67.19	41.22	95.81	0.00	95.81
01 2212 221 008	INST & CURR DEV - SOC SEC TEACHERS BSMS	397.00	2.19	36.88	9.29	360.12	0.00	360.12
01 2212 223 001	INST & CURR DEV - SOC SEC SUB TCHRS BHS	1,394.00	127.18	916.99	65.78	477.01	0.00	477.01
01 2212 223 002	INST & CURR DEV - SOC SEC SUB TCHRS BE	553.00	87.06	542.41	98.08	10.59	0.00	10.59
01 2212 223 003	INST & CURR DEV - SOC SEC SUB TCHRS PC	627.00	107.12	502.19	80.09	124.81	0.00	124.81
01 2212 223 004	INST & CURR DEV - SOC SEC SUB TCHRS HE	782.00	140.59	421.78	53.94	360.22	0.00	360.22
01 2212 223 005	INST & CURR DEV - SOC SEC SUB TCHRS BMS	1,003.00	20.09	789.93	78.76	213.07	0.00	213.07
01 2212 223 006	INST & CURR DEV - SOC SEC SUB TCHRS AP	0.00	0.00	0.00	0.00	0.00	0.00	0.00
01 2212 223 007	INST & CURR DEV - SOC SEC SUB TCHRS SE	0.00	0.00	0.00	0.00	0.00	0.00	0.00
01 2212 223 008	INST & CURR DEV - SOC SEC SUB TCHRS BSMS	0.00	0.00	0.00	0.00	0.00	0.00	0.00
01 2212 230 001	INST & CURR DEV - RETIREMENT NON-INSTR BHS	0.00	0.00	0.00	0.00	0.00	0.00	0.00
01 2212 231 000	INST & CURR DEV - RETIREMENT TEACHERS	187.00	2.08	12.48	6.67	174.52	0.00	174.52
01 2212 231 001	INST & CURR DEV - RETIREMENT TCHRS BHS	282.00	12.49	31.20	11.06	250.80	0.00	250.80
01 2212 231 002	INST & CURR DEV - RETIREMENT TCHRS BE	228.00	2.08	59.33	26.02	168.67	0.00	168.67
01 2212 231 003	INST & CURR DEV - RETIREMENT TCHRS PC	474.00	4.16	287.89	60.74	186.11	0.00	186.11
01 2212 231 004	INST & CURR DEV - RETIREMENT TCHRS HE	221.00	2.08	56.20	25.43	164.80	0.00	164.80
01 2212 231 005	INST & CURR DEV - RETIREMENT TCHRS BMS	428.00	0.00	28.11	6.57	399.89	0.00	399.89
01 2212 231 006	INST & CURR DEV - RETIREMENT TCHRS AP	214.00	6.24	156.12	72.95	57.88	0.00	57.88
01 2212 231 007	INST & CURR DEV - RETIREMENT TCHRS SE	0.00	4.15	64.51	0.00	(64.51)	0.00	(64.51)
01 2212 231 008	INST & CURR DEV - RETIREMENT TCHRS BSMS	308.00	2.08	35.39	11.49	272.61	0.00	272.61
01 2212 233 000	INST & CURR DEV - RETIRE SUB TEACH DIST	0.00	0.00	0.00	0.00	0.00	0.00	0.00
01 2212 233 001	INST & CURR DEV - RETIRE SUB TEACHERS BHS	0.00	0.00	25.73	0.00	(25.73)	0.00	(25.73)
01 2212 233 002	INST & CURR DEV - RETIRE SUB TEACHERS BE	0.00	0.00	0.00	0.00	0.00	0.00	0.00
01 2212 233 003	INST & CURR DEV - RETIRE SUB TEACHERS PC	0.00	0.00	6.43	0.00	(6.43)	0.00	(6.43)
01 2212 233 004	INST & CURR DEV - RETIRE SUB TEACHERS HE	0.00	45.01	57.87	0.00	(57.87)	0.00	(57.87)
01 2212 233 005	INST & CURR DEV - RETIRE SUB TEACHERS BMS	0.00	0.00	6.43	0.00	(6.43)	0.00	(6.43)
01 2212 233 006	INST & CURR DEV - RETIRE SUB TEACHERS AP	0.00	0.00	0.00	0.00	0.00	0.00	0.00
01 2212 233 007	INST & CURR DEV - RETIRE SUB TEACHERS SE	0.00	0.00	0.00	0.00	0.00	0.00	0.00
01 2212 233 008	INST & CURR DEV - RETIRE SUB TEACHERS BSMS	0.00	0.00	0.00	0.00	0.00	0.00	0.00
01 2212 237 000	INST & CURR DEV - INCR RET CONTR DIST	0.00	0.21	1.25	0.00	(1.25)	0.00	(1.25)
01 2212 237 001	INST & CURR DEV - INCR RET CONTR BHS	0.00	1.25	5.65	0.00	(5.65)	0.00	(5.65)
01 2212 237 002	INST & CURR DEV - INCR RET CONTR BE	0.00	0.21	5.90	0.00	(5.90)	0.00	(5.90)
01 2212 237 003	INST & CURR DEV - INCR RET CONTR PC	118.00	0.41	29.27	24.81	88.73	0.00	88.73
01 2212 237 004	INST & CURR DEV - INCR RET CONTR HE	0.00	4.69	11.37	0.00	(11.37)	0.00	(11.37)
01 2212 237 005	INST & CURR DEV - INCR RET CONTR BMS	0.00	0.00	3.42	0.00	(3.42)	0.00	(3.42)

Account Number	Account Description	Revised Budget	Expended During Month	Expenditures to Date	% of Budget	Balance at EOM	P/ O Outstanding	Unencumbered Balance
01 2212 237 006	INST & CURR DEV - INCR RET CONTR AP	0.00	0.61	15.50	0.00	(15.50)	0.00	(15.50)
01 2212 237 007	INST & CURR DEV - INCR RET CONTR SE	0.00	0.43	6.44	0.00	(6.44)	0.00	(6.44)
01 2212 237 008	INST & CURR DEV - INCR RET CONTR BSMS	0.00	0.20	3.52	0.00	(3.52)	0.00	(3.52)
01 2212 350 000	INST & CURR DEV - OTHER PROF SERV DIST	0.00	0.00	0.00	0.00	0.00	0.00	0.00
01 2212 580 000	INST & CURR DEV - TRAVEL & MILEAGE DIST	6,392.00	0.00	74.18	6.14	6,317.82	318.00	5,999.82
01 2212 580 001	INST & CURR DEV - TRAVEL & MILEAGE BHS	701.00	0.00	20.00	2.85	681.00	0.00	681.00
01 2212 580 002	INST & CURR DEV - TRAVEL & MILEAGE BE	0.00	0.00	0.00	0.00	0.00	0.00	0.00
01 2212 580 003	INST & CURR DEV - TRAVEL & MILEAGE PC	0.00	0.00	0.00	0.00	0.00	0.00	0.00
01 2212 580 004	INST & CURR DEV - TRAVEL & MILEAGE HE	0.00	0.00	0.00	0.00	0.00	0.00	0.00
01 2212 580 005	INST & CURR DEV - TRAVEL & MILEAGE BMS	0.00	0.00	1,380.24	0.00	(1,380.24)	200.00	(1,580.24)
01 2212 580 006	INST & CURR DEV - TRAVEL & MILEAGE AP	0.00	0.00	0.00	0.00	0.00	0.00	0.00
01 2212 580 007	INST & CURR DEV - TRAVEL & MILEAGE SE	0.00	0.00	0.00	0.00	0.00	0.00	0.00
01 2212 580 008	INST & CURR DEV - TRAVEL & MILEAGE BSMS	1,751.00	0.00	0.00	0.00	1,751.00	0.00	1,751.00
01 2212 590 000	INST & CURR DEV - PURCHASED SRVS DIST	0.00	0.00	0.00	0.00	0.00	0.00	0.00
01 2212 610 000	INST & CURR DEV - SUPPLIES DIST	18,034.00	157.79	3,591.29	19.91	14,442.71	0.00	14,442.71
01 2212 610 001	INST & CURR DEV - SUPPLIES BHS	0.00	0.00	3,220.62	0.00	(3,220.62)	0.00	(3,220.62)
01 2212 610 002	INST & CURR DEV - SUPPLIES BE	0.00	0.00	0.00	0.00	0.00	0.00	0.00
01 2212 610 003	INST & CURR DEV - SUPPLIES PC	0.00	0.00	0.00	0.00	0.00	0.00	0.00
01 2212 610 004	INST & CURR DEV - SUPPLIES HE	0.00	0.00	42.73	0.00	(42.73)	0.00	(42.73)
01 2212 610 005	INST & CURR DEV - SUPPLIES BMS	0.00	0.00	0.00	0.00	0.00	0.00	0.00
01 2212 610 006	INST & CURR DEV - SUPPLIES AP	0.00	0.00	383.90	0.00	(383.90)	0.00	(383.90)
01 2212 610 007	INST & CURR DEV - SUPPLIES SE	306.00	0.00	0.00	0.00	306.00	0.00	306.00
01 2212 610 008	INST & CURR DEV - SUPPLIES BSMS	0.00	0.00	0.00	0.00	0.00	0.00	0.00
01 2212 735 000	INST & CURR DEV - SOFTWARE DIST	975.00	0.00	0.00	0.00	975.00	0.00	975.00
01 2212 810 000	INST & CURR DEV - DUES & FEES DIST	12,111.00	80.00	6,805.17	65.69	5,305.83	1,150.00	4,155.83
01 2212 810 001	INST & CURR DEV - DUES & FEES BHS	858.00	0.00	5.00	0.58	853.00	0.00	853.00
01 2212 810 002	INST & CURR DEV - DUES & FEES BE	299.00	0.00	0.00	0.00	299.00	0.00	299.00
01 2212 810 003	INST & CURR DEV - DUES & FEES PC	395.00	0.00	946.00	239.49	(551.00)	0.00	(551.00)
01 2212 810 004	INST & CURR DEV - DUES & FEES HE	1,082.00	0.00	0.00	0.00	1,082.00	0.00	1,082.00
01 2212 810 005	INST & CURR DEV - DUES & FEES BMS	0.00	0.00	580.00	0.00	(580.00)	0.00	(580.00)
01 2212 810 006	INST & CURR DEV - DUES & FEES AP	0.00	0.00	100.00	0.00	(100.00)	25.00	(125.00)
01 2212 810 007	INST & CURR DEV - DUES & FEES SE	0.00	0.00	0.00	0.00	0.00	0.00	0.00
01 2212 810 008	INST & CURR DEV - DUES & FEES BSMS	772.00	0.00	25.00	3.24	747.00	0.00	747.00
01 2212 890 000	INST & CURR DEV - OTHER MISC DIST	0.00	0.00	0.00	0.00	0.00	0.00	0.00
01 2212 890 001	INST & CURR DEV - OTHER MISC BHS	0.00	0.00	0.00	0.00	0.00	0.00	0.00
01 2212 890 002	INST & CURR DEV - OTHER MISC BE	0.00	0.00	0.00	0.00	0.00	0.00	0.00
01 2212 890 003	INST & CURR DEV - OTHER MISC PC	0.00	0.00	0.00	0.00	0.00	0.00	0.00
01 2212 890 004	INST & CURR DEV - OTHER MISC HE	0.00	0.00	0.00	0.00	0.00	0.00	0.00
01 2212 890 005	INST & CURR DEV - OTHER MISC BMS	0.00	0.00	0.00	0.00	0.00	0.00	0.00
01 2212 890 006	INST & CURR DEV - OTHER MISC AP	0.00	0.00	0.00	0.00	0.00	0.00	0.00
01 2212 890 007	INST & CURR DEV - OTHER MISC SE	0.00	0.00	0.00	0.00	0.00	0.00	0.00
01 2212 890 008	INST & CURR DEV - OTHER MISC BSMS	118.00	0.00	0.00	0.00	118.00	0.00	118.00
2212	INST STAFF TRNG AND CURR DEV	162,159.00	7,626.54	73,443.29	46.33	88,715.71	1,693.00	87,022.71
2213	INSTRUCTIONAL STAFF TRAINING							
01 2213 111 000	INST STAFF TRNG - SALARIES PROF STAFF DIST	101,380.00	7,710.41	53,972.87	53.24	47,407.13	0.00	47,407.13
01 2213 151 000	INST STAFF TRNG - ADD'L COMP PROF STAFF	204.00	16.96	118.72	58.20	85.28	0.00	85.28
01 2213 211 000	INST STAFF TRNG - GROUP INS TEACHERS/PROF	12,195.00	912.97	6,390.79	52.41	5,804.21	0.00	5,804.21
01 2213 221 000	INST STAFF TRNG - SOC SEC TEACHERS/PROF	7,939.00	590.66	4,134.61	52.08	3,804.39	0.00	3,804.39
01 2213 231 000	INST STAFF TRNG - RETIREMENT TEACHERS/PROF	6,280.00	566.72	3,967.04	63.17	2,312.96	0.00	2,312.96
01 2213 237 000	INST STAFF TRNG - INCR RET CONTR	1,904.00	56.29	394.02	20.69	1,509.98	0.00	1,509.98
01 2213 251 000	INST STAFF TRNG - TUITION REIMB TCHRS DIST	1,734.00	0.00	305.74	17.63	1,428.26	0.00	1,428.26
01 2213 251 001	INST STAFF TRNG - TUITION REIMB TCHRS BHS	8,149.00	0.00	2,159.07	26.49	5,989.93	0.00	5,989.93
01 2213 251 002	INST STAFF TRNG - TUITION REIMB TCHRS BE	2,142.00	0.00	585.38	27.33	1,556.62	0.00	1,556.62
01 2213 251 003	INST STAFF TRNG - TUITION REIMB TCHRS PC	8,727.00	0.00	390.06	4.47	8,336.94	0.00	8,336.94
01 2213 251 004	INST STAFF TRNG - TUITION REIMB TCHRS HE	4,997.00	0.00	0.00	0.00	4,997.00	0.00	4,997.00

04/09/2026 05:09 PM

User ID: MDT

Account Number	Account Description	Revised Budget	Expended During Month	Expenditures to Date	% of Budget	Balance at EOM	P/ O Outstanding	Unencumbered Balance
01 2213 251 005	INST STAFF TRNG - TUITION REIMB TCHRS BMS	4,174.00	585.38	1,521.22	36.45	2,652.78	0.00	2,652.78
01 2213 251 006	INST STAFF TRNG - TUITION REIMB TCHRS AP	3,059.00	0.00	780.12	25.50	2,278.88	0.00	2,278.88
01 2213 251 007	INST STAFF TRNG - TUITION REIMB TCHRS SE	4,622.00	0.00	0.00	0.00	4,622.00	0.00	4,622.00
01 2213 251 008	INST STAFF TRNG - TUITION REIMB TCHRS BSMS	6,578.00	0.00	1,556.27	23.66	5,021.73	0.00	5,021.73
01 2213 281 000	INST STAFF TRNG - HEALTH BEN TEACHERS	0.00	0.00	0.00	0.00	0.00	0.00	0.00
2213	INSTRUCTIONAL STAFF TRAINING	174,084.00	10,439.39	76,275.91	43.82	97,808.09	0.00	97,808.09
2220	SCHOOL LIBRARY SERVICES							
01 2220 111 001	LIBRARY - SALARIES TEACHERS BHS	87,230.00	6,634.25	46,439.75	53.24	40,790.25	0.00	40,790.25
01 2220 111 002	LIBRARY - SALARIES TEACHERS BE	73,547.00	5,723.67	40,065.69	54.48	33,481.31	0.00	33,481.31
01 2220 111 003	LIBRARY - SALARIES TEACHERS PC	131,998.00	8,829.40	61,805.80	46.82	70,192.20	0.00	70,192.20
01 2220 111 004	LIBRARY - SALARIES TEACHERS HE	75,257.00	5,723.67	40,065.69	53.24	35,191.31	0.00	35,191.31
01 2220 111 005	LIBRARY - SALARIES TEACHERS BMS	41,691.00	3,398.42	23,788.94	57.06	17,902.06	0.00	17,902.06
01 2220 111 006	LIBRARY - SALARIES TEACHERS AP	87,658.00	6,796.85	47,577.95	54.28	40,080.05	0.00	40,080.05
01 2220 111 007	LIBRARY - SALARIES TEACHERS SE	85,947.00	6,666.77	46,667.39	54.30	39,279.61	0.00	39,279.61
01 2220 111 008	LIBRARY - SALARIES TEACHERS BSMS	41,691.00	3,398.43	23,789.01	57.06	17,901.99	0.00	17,901.99
01 2220 112 002	LIBRARY - SALARIES INSTR AIDES BE	19,406.00	1,635.55	14,038.22	72.34	5,367.78	0.00	5,367.78
01 2220 112 003	LIBRARY - SALARIES INSTR AIDES PC	0.00	1,812.49	11,155.33	0.00	(11,155.33)	0.00	(11,155.33)
01 2220 112 004	LIBRARY - SALARIES INSTR AIDES HE	22,344.00	1,952.05	14,580.74	65.26	7,763.26	0.00	7,763.26
01 2220 112 005	LIBRARY - SALARIES INSTR AIDES BMS	11,288.00	1,311.62	6,857.95	60.75	4,430.05	0.00	4,430.05
01 2220 112 006	LIBRARY - SALARIES INSTR AIDES AP	21,643.00	1,950.52	14,740.64	68.11	6,902.36	0.00	6,902.36
01 2220 112 007	LIBRARY - SALARIES INSTR AIDES SE	22,442.00	2,046.61	14,092.18	62.79	8,349.82	0.00	8,349.82
01 2220 112 008	LIBRARY - SALARIES INSTR AIDES BSMS	11,288.00	1,311.62	6,857.89	60.75	4,430.11	0.00	4,430.11
01 2220 122 001	LIBRARY - SUB AIDES BHS	0.00	0.00	0.00	0.00	0.00	0.00	0.00
01 2220 122 002	LIBRARY - SUB AIDES BE	544.00	0.00	612.38	112.57	(68.38)	0.00	(68.38)
01 2220 122 003	LIBRARY - SUB AIDES PC	3,777.00	39.87	2,004.15	53.06	1,772.85	0.00	1,772.85
01 2220 122 004	LIBRARY - SUB AIDES HE	460.00	0.00	0.00	0.00	460.00	0.00	460.00
01 2220 122 005	LIBRARY - SUB AIDES BMS	0.00	0.00	0.00	0.00	0.00	0.00	0.00
01 2220 122 006	LIBRARY - SUB AIDES AP	232.00	0.00	0.00	0.00	232.00	0.00	232.00
01 2220 122 007	LIBRARY - SUB AIDES SE	459.00	0.00	234.00	50.98	225.00	0.00	225.00
01 2220 123 001	LIBRARY - SUB TEACHERS BHS	1,188.00	175.00	1,050.00	88.38	138.00	0.00	138.00
01 2220 123 002	LIBRARY - SUB TEACHERS BE	2,051.00	262.50	962.50	46.93	1,088.50	0.00	1,088.50
01 2220 123 003	LIBRARY - SUB TEACHERS PC	4,210.00	0.00	1,575.00	37.41	2,635.00	0.00	2,635.00
01 2220 123 004	LIBRARY - SUB TEACHERS HE	1,080.00	175.00	875.00	81.02	205.00	0.00	205.00
01 2220 123 005	LIBRARY - SUB TEACHERS BMS	3,239.00	350.00	2,100.00	64.83	1,139.00	0.00	1,139.00
01 2220 123 006	LIBRARY - SUB TEACHERS AP	3,994.00	175.00	2,625.00	65.72	1,369.00	0.00	1,369.00
01 2220 123 007	LIBRARY - SUB TEACHERS SE	1,403.00	0.00	787.50	56.13	615.50	0.00	615.50
01 2220 123 008	LIBRARY - SUB TEACHERS BSMS	0.00	0.00	0.00	0.00	0.00	0.00	0.00
01 2220 150 005	LIBRARY - ADD'L COMP NON-INSTR BMS	0.00	2.06	14.42	0.00	(14.42)	0.00	(14.42)
01 2220 150 008	LIBRARY - ADD'L COMP NON-INSTR BSMS	0.00	2.05	14.35	0.00	(14.35)	0.00	(14.35)
01 2220 151 001	LIBRARY - ADD'L COMP TEACHERS BHS	175.00	14.60	102.20	58.40	72.80	0.00	72.80
01 2220 151 002	LIBRARY - ADD'L COMP TEACHERS BE	148.00	12.59	88.13	59.55	59.87	0.00	59.87
01 2220 151 003	LIBRARY - ADD'L COMP TEACHERS PC	180.00	14.95	217.93	121.07	(37.93)	0.00	(37.93)
01 2220 151 004	LIBRARY - ADD'L COMP TEACHERS HE	151.00	12.59	88.13	58.36	62.87	0.00	62.87
01 2220 151 005	LIBRARY - ADD'L COMP TEACHERS BMS	235.00	7.47	52.29	22.25	182.71	0.00	182.71
01 2220 151 006	LIBRARY - ADD'L COMP TEACHERS AP	176.00	14.95	104.65	59.46	71.35	0.00	71.35
01 2220 151 007	LIBRARY - ADD'L COMP TEACHERS SE	173.00	14.67	102.69	59.36	70.31	0.00	70.31
01 2220 151 008	LIBRARY - ADD'L COMP TEACHERS BSMS	282.00	7.48	52.36	18.57	229.64	0.00	229.64
01 2220 152 002	LIBRARY - ADD'L COMP AIDES BE	0.00	4.21	29.47	0.00	(29.47)	0.00	(29.47)
01 2220 152 003	LIBRARY - ADD'L COMP AIDES PC	0.00	0.00	0.00	0.00	0.00	0.00	0.00
01 2220 152 004	LIBRARY - ADD'L COMP AIDES HE	0.00	4.54	31.78	0.00	(31.78)	0.00	(31.78)
01 2220 152 006	LIBRARY - ADD'L COMP AIDES AP	0.00	0.00	0.00	0.00	0.00	0.00	0.00
01 2220 152 007	LIBRARY - ADD'L COMP AIDES SE	0.00	4.86	34.02	0.00	(34.02)	0.00	(34.02)
01 2220 211 001	LIBRARY - GROUP INS TEACHERS BHS	28,288.00	2,117.93	14,825.51	52.41	13,462.49	0.00	13,462.49
01 2220 211 002	LIBRARY - GROUP INS TEACHERS BE	32,815.00	2,456.90	17,198.30	52.41	15,616.70	0.00	15,616.70
01 2220 211 003	LIBRARY - GROUP INS TEACHERS PC	21,205.00	857.23	6,000.61	28.30	15,204.39	0.00	15,204.39

Account Number	Account Description	Revised Budget	Expended During Month	Expenditures to Date	% of Budget	Balance at EOM	P/ O Outstanding	Unencumbered Balance
01 2220 233 004	LIBRARY - RETIREMENT SUB TEACHERS HE	0.00	0.00	0.00	0.00	0.00	0.00	0.00
01 2220 233 005	LIBRARY - RETIREMENT SUB TEACHERS BMS	0.00	0.00	0.00	0.00	0.00	0.00	0.00
01 2220 233 006	LIBRARY - RETIREMENT SUB TEACHERS AP	0.00	0.00	0.00	0.00	0.00	0.00	0.00
01 2220 233 007	LIBRARY - RETIREMENT SUB TEACHERS SE	0.00	0.00	0.00	0.00	0.00	0.00	0.00
01 2220 233 008	LIBRARY - RETIREMENT SUB TEACHERS BSMS	0.00	0.00	0.00	0.00	0.00	0.00	0.00
01 2220 237 001	LIBRARY - INCR RET CONTR BHS	1,638.00	48.43	339.01	20.70	1,298.99	0.00	1,298.99
01 2220 237 002	LIBRARY - INCR RET CONTR BE	1,791.00	53.72	394.94	22.05	1,396.06	0.00	1,396.06
01 2220 237 003	LIBRARY - INCR RET CONTR PC	2,535.00	64.46	452.03	17.83	2,082.97	0.00	2,082.97
01 2220 237 004	LIBRARY - INCR RET CONTR HE	1,887.00	56.03	398.92	21.14	1,488.08	0.00	1,488.08
01 2220 237 005	LIBRARY - INCR RET CONTR BMS	1,023.00	31.21	219.03	21.41	803.97	0.00	803.97
01 2220 237 006	LIBRARY - INCR RET CONTR AP	1,908.00	49.62	347.32	18.20	1,560.68	0.00	1,560.68
01 2220 237 007	LIBRARY - INCR RET CONTR SE	2,092.00	63.60	443.52	21.20	1,648.48	0.00	1,648.48
01 2220 237 008	LIBRARY - INCR RET CONTR BSMS	1,023.00	31.20	219.02	21.41	803.98	0.00	803.98
01 2220 281 001	LIBRARY - HEALTH BEN TEACHERS BHS	3,963.00	338.97	2,372.79	59.87	1,590.21	0.00	1,590.21
01 2220 281 002	LIBRARY - HEALTH BEN TEACHERS BE	0.00	0.00	0.00	0.00	0.00	0.00	0.00
01 2220 281 003	LIBRARY - HEALTH BEN TEACHERS PC	2,811.00	120.25	841.75	29.94	1,969.25	0.00	1,969.25
01 2220 281 004	LIBRARY - HEALTH BEN TEACHERS HE	0.00	0.00	0.00	0.00	0.00	0.00	0.00
01 2220 281 005	LIBRARY - HEALTH BEN TEACHERS BMS	2,929.00	237.50	1,662.50	56.76	1,266.50	0.00	1,266.50
01 2220 281 006	LIBRARY - HEALTH BEN TEACHERS AP	0.00	0.00	0.00	0.00	0.00	0.00	0.00
01 2220 281 007	LIBRARY - HEALTH BEN TEACHERS SE	3,963.00	338.97	2,372.79	59.87	1,590.21	0.00	1,590.21
01 2220 281 008	LIBRARY - HEALTH BEN TEACHERS BSMS	2,929.00	237.50	1,662.50	56.76	1,266.50	0.00	1,266.50
01 2220 340 001	LIBRARY - OTHER PROF SERVICES BHS	0.00	0.00	0.00	0.00	0.00	0.00	0.00
01 2220 340 002	LIBRARY - OTHER PROF SERVICES BE	0.00	0.00	0.00	0.00	0.00	0.00	0.00
01 2220 340 003	LIBRARY - OTHER PROF SERVICES PC	0.00	0.00	0.00	0.00	0.00	0.00	0.00
01 2220 340 004	LIBRARY - OTHER PROF SERVICES HE	0.00	0.00	0.00	0.00	0.00	0.00	0.00
01 2220 340 005	LIBRARY - OTHER PROF SERVICES BMS	1,498.00	0.00	0.00	0.00	1,498.00	0.00	1,498.00
01 2220 340 006	LIBRARY - OTHER PROF SERVICES AP	0.00	0.00	0.00	0.00	0.00	0.00	0.00
01 2220 340 007	LIBRARY - OTHER PROF SERVICES SE	0.00	0.00	0.00	0.00	0.00	0.00	0.00
01 2220 340 008	LIBRARY - OTHER PROF SERVICES BSMS	1,520.00	0.00	0.00	0.00	1,520.00	0.00	1,520.00
01 2220 350 001	LIBRARY - TECH SERVICES BHS	0.00	0.00	0.00	0.00	0.00	0.00	0.00
01 2220 350 002	LIBRARY - TECH SERVICES BE	0.00	0.00	0.00	0.00	0.00	0.00	0.00
01 2220 350 003	LIBRARY - TECH SERVICES PC	0.00	0.00	0.00	0.00	0.00	0.00	0.00
01 2220 350 004	LIBRARY - TECH SERVICES HE	0.00	0.00	0.00	0.00	0.00	0.00	0.00
01 2220 350 005	LIBRARY - TECH SERVICES BMS	0.00	0.00	0.00	0.00	0.00	0.00	0.00
01 2220 350 006	LIBRARY - TECH SERVICES AP	0.00	0.00	0.00	0.00	0.00	0.00	0.00
01 2220 350 007	LIBRARY - TECH SERVICES SE	0.00	0.00	0.00	0.00	0.00	0.00	0.00
01 2220 350 008	LIBRARY - TECH SERVICES BSMS	0.00	0.00	0.00	0.00	0.00	0.00	0.00
01 2220 580 001	LIBRARY - TRAVEL & MILEAGE BHS	0.00	0.00	0.00	0.00	0.00	0.00	0.00
01 2220 580 002	LIBRARY - TRAVEL & MILEAGE BE	0.00	0.00	0.00	0.00	0.00	0.00	0.00
01 2220 580 003	LIBRARY - TRAVEL & MILEAGE PC	0.00	0.00	0.00	0.00	0.00	0.00	0.00
01 2220 580 004	LIBRARY - TRAVEL & MILEAGE HE	0.00	0.00	0.00	0.00	0.00	0.00	0.00
01 2220 580 005	LIBRARY - TRAVEL & MILEAGE BMS	0.00	0.00	0.00	0.00	0.00	0.00	0.00
01 2220 580 006	LIBRARY - TRAVEL & MILEAGE AP	0.00	0.00	0.00	0.00	0.00	0.00	0.00
01 2220 580 007	LIBRARY - TRAVEL & MILEAGE SE	0.00	0.00	0.00	0.00	0.00	0.00	0.00
01 2220 580 008	LIBRARY - TRAVEL & MILEAGE BSMS	0.00	0.00	0.00	0.00	0.00	0.00	0.00
01 2220 610 001	LIBRARY - SUPPLIES BHS	3,572.00	69.15	1,466.48	41.05	2,105.52	0.00	2,105.52
01 2220 610 002	LIBRARY - SUPPLIES BE	1,344.00	20.99	357.52	26.60	986.48	0.00	986.48
01 2220 610 003	LIBRARY - SUPPLIES PC	192.00	0.00	351.94	183.30	(159.94)	0.00	(159.94)
01 2220 610 004	LIBRARY - SUPPLIES HE	358.00	0.00	46.12	12.88	311.88	0.00	311.88
01 2220 610 005	LIBRARY - SUPPLIES BMS	370.00	0.00	172.61	46.65	197.39	0.00	197.39
01 2220 610 006	LIBRARY - SUPPLIES AP	572.00	197.51	381.80	72.34	190.20	31.98	158.22
01 2220 610 007	LIBRARY - SUPPLIES SE	1,016.00	108.87	268.37	26.41	747.63	0.00	747.63
01 2220 610 008	LIBRARY - SUPPLIES BSMS	962.00	181.12	278.11	28.91	683.89	0.00	683.89
01 2220 640 001	LIBRARY - BOOKS & PER BHS	12,090.00	235.10	2,592.60	25.44	9,497.40	483.28	9,014.12
01 2220 640 002	LIBRARY - BOOKS & PER BE	15,761.00	1,460.09	5,099.05	62.00	10,661.95	4,672.04	5,989.91

04/09/2026 05:09 PM

User ID: MDT

Account Number	Account Description	Revised Budget	Expended During Month	Expenditures to Date	% of Budget	Balance at EOM	P/ O Outstanding	Unencumbered Balance
01 2220 640 003	LIBRARY - BOOKS & PER PC	7,406.00	337.07	5,837.11	94.96	1,568.89	1,195.43	373.46
01 2220 640 004	LIBRARY - BOOKS & PER HE	5,835.00	0.00	551.61	128.54	5,283.39	6,948.56	(1,665.17)
01 2220 640 005	LIBRARY - BOOKS & PER BMS	8,160.00	186.76	2,978.64	46.56	5,181.36	820.50	4,360.86
01 2220 640 006	LIBRARY - BOOKS & PER AP	3,833.00	0.00	962.28	51.09	2,870.72	996.11	1,874.61
01 2220 640 007	LIBRARY - BOOKS & PER SE	4,269.00	0.00	1,834.35	58.33	2,434.65	655.70	1,778.95
01 2220 640 008	LIBRARY - BOOKS & PER BSMS	7,070.00	276.83	3,590.77	68.91	3,479.23	1,280.95	2,198.28
01 2220 650 001	LIBRARY - SUPPLIES TECH-REL BHS	780.00	0.00	275.00	35.26	505.00	0.00	505.00
01 2220 650 002	LIBRARY - SUPPLIES TECH-REL BE	0.00	0.00	0.00	0.00	0.00	0.00	0.00
01 2220 650 003	LIBRARY - SUPPLIES TECH-REL PC	792.00	0.00	0.00	0.00	792.00	0.00	792.00
01 2220 650 004	LIBRARY - SUPPLIES TECH-REL HE	0.00	0.00	0.00	0.00	0.00	0.00	0.00
01 2220 650 005	LIBRARY - SUPPLIES TECH-REL BMS	1,345.00	0.00	1,839.00	136.73	(494.00)	0.00	(494.00)
01 2220 650 006	LIBRARY - SUPPLIES TECH-REL AP	0.00	0.00	0.00	0.00	0.00	0.00	0.00
01 2220 650 007	LIBRARY - SUPPLIES TECH-REL SE	665.00	0.00	0.00	0.00	665.00	0.00	665.00
01 2220 650 008	LIBRARY - SUPPLIES TECH-REL BSMS	1,790.00	0.00	1,602.80	89.54	187.20	0.00	187.20
01 2220 733 001	LIBRARY - FURN & EQUIP BHS	1,234.00	0.00	24.99	2.03	1,209.01	0.00	1,209.01
01 2220 733 002	LIBRARY - FURN & EQUIP BE	0.00	0.00	0.00	0.00	0.00	0.00	0.00
01 2220 733 003	LIBRARY - FURN & EQUIP PC	299.00	0.00	0.00	0.00	299.00	0.00	299.00
01 2220 733 004	LIBRARY - FURN & EQUIP HE	0.00	0.00	0.00	0.00	0.00	44.97	(44.97)
01 2220 733 005	LIBRARY - FURN & EQUIP BMS	0.00	0.00	0.00	0.00	0.00	0.00	0.00
01 2220 733 006	LIBRARY - FURN & EQUIP AP	434.00	0.00	0.00	0.00	434.00	0.00	434.00
01 2220 733 007	LIBRARY - FURN & EQUIP SE	0.00	0.00	0.00	0.00	0.00	0.00	0.00
01 2220 733 008	LIBRARY - FURN & EQUIP BSMS	7,847.00	0.00	180.99	17.05	7,666.01	1,157.00	6,509.01
01 2220 734 001	LIBRARY - HARDWARE BHS	0.00	0.00	0.00	0.00	0.00	0.00	0.00
01 2220 734 002	LIBRARY - HARDWARE BE	0.00	0.00	0.00	0.00	0.00	0.00	0.00
01 2220 734 003	LIBRARY - HARDWARE PC	0.00	0.00	0.00	0.00	0.00	0.00	0.00
01 2220 734 004	LIBRARY - HARDWARE HE	0.00	0.00	0.00	0.00	0.00	0.00	0.00
01 2220 734 005	LIBRARY - HARDWARE BMS	0.00	0.00	0.00	0.00	0.00	0.00	0.00
01 2220 734 006	LIBRARY - HARDWARE AP	0.00	0.00	0.00	0.00	0.00	0.00	0.00
01 2220 734 007	LIBRARY - HARDWARE SE	0.00	0.00	0.00	0.00	0.00	0.00	0.00
01 2220 734 008	LIBRARY - HARDWARE BSMS	0.00	0.00	0.00	0.00	0.00	0.00	0.00
01 2220 735 001	LIBRARY - SOFTWARE BHS	1,454.00	0.00	284.20	19.55	1,169.80	0.00	1,169.80
01 2220 735 002	LIBRARY - SOFTWARE BE	1,415.00	0.00	284.19	20.08	1,130.81	0.00	1,130.81
01 2220 735 003	LIBRARY - SOFTWARE PC	1,451.00	0.00	284.20	19.59	1,166.80	0.00	1,166.80
01 2220 735 004	LIBRARY - SOFTWARE HE	1,415.00	0.00	500.19	35.35	914.81	0.00	914.81
01 2220 735 005	LIBRARY - SOFTWARE BMS	2,281.00	0.00	931.38	40.83	1,349.62	0.00	1,349.62
01 2220 735 006	LIBRARY - SOFTWARE AP	1,415.00	0.00	284.20	20.08	1,130.80	0.00	1,130.80
01 2220 735 007	LIBRARY - SOFTWARE SE	1,587.00	0.00	428.19	26.98	1,158.81	0.00	1,158.81
01 2220 735 008	LIBRARY - SOFTWARE BSMS	2,286.00	0.00	931.38	40.74	1,354.62	0.00	1,354.62
01 2220 810 001	LIBRARY - DUES & FEES BHS	1,125.00	0.00	562.50	50.00	562.50	0.00	562.50
01 2220 810 002	LIBRARY - DUES & FEES BE	898.00	35.00	647.49	72.10	250.51	0.00	250.51
01 2220 810 003	LIBRARY - DUES & FEES PC	919.00	75.00	707.50	83.51	211.50	60.00	151.50
01 2220 810 004	LIBRARY - DUES & FEES HE	835.00	0.00	562.50	67.37	272.50	0.00	272.50
01 2220 810 005	LIBRARY - DUES & FEES BMS	780.00	0.00	752.50	96.47	27.50	0.00	27.50
01 2220 810 006	LIBRARY - DUES & FEES AP	817.00	0.00	562.50	68.85	254.50	0.00	254.50
01 2220 810 007	LIBRARY - DUES & FEES SE	780.00	0.00	562.50	72.12	217.50	0.00	217.50
01 2220 810 008	LIBRARY - DUES & FEES BSMS	1,095.00	0.00	562.50	51.37	532.50	0.00	532.50
01 2220 890 001	LIBRARY - OTHER MISC BHS	0.00	0.00	0.00	0.00	0.00	0.00	0.00
01 2220 890 002	LIBRARY - OTHER MISC BE	0.00	0.00	0.00	0.00	0.00	0.00	0.00
01 2220 890 003	LIBRARY - OTHER MISC PC	0.00	0.00	0.00	0.00	0.00	0.00	0.00
01 2220 890 004	LIBRARY - OTHER MISC HE	0.00	0.00	0.00	0.00	0.00	0.00	0.00
01 2220 890 005	LIBRARY - OTHER MISC BMS	133.00	0.00	0.00	0.00	133.00	0.00	133.00
01 2220 890 006	LIBRARY - OTHER MISC AP	0.00	0.00	0.00	0.00	0.00	0.00	0.00
01 2220 890 007	LIBRARY - OTHER MISC SE	0.00	0.00	0.00	0.00	0.00	0.00	0.00
01 2220 890 008	LIBRARY - OTHER MISC BSMS	0.00	0.00	0.00	0.00	0.00	0.00	0.00
2220 SCHOOL LIBRARY SERVICES		1,178,822.00	86,416.41	625,553.61	54.62	553,268.39	18,346.52	534,921.87

Account Number	Account Description	Revised Budget	Expended During Month	Expenditures to Date	% of Budget	Balance at EOM	P/ O Outstanding	Unencumbered Balance
2230	INSTR-RELATED TECHNOLOGY							
01 2230 111 000	TECHNOLOGY - SALARIES TEACHERS DIST	0.00	0.00	0.00	0.00	0.00	0.00	0.00
01 2230 114 000	TECHNOLOGY - SALARIES TECH STAFF DIST	361,684.00	23,710.19	193,851.53	53.60	167,832.47	0.00	167,832.47
01 2230 124 000	TECHNOLOGY - SUB TECH STAFF DIST	0.00	0.00	0.00	0.00	0.00	0.00	0.00
01 2230 134 000	TECHNOLOGY - OT SALARIES TECH STAFF DIST	1,638.00	248.03	941.48	57.48	696.52	0.00	696.52
01 2230 151 000	TECHNOLOGY - ADD'L COMP TEACHERS DIST	0.00	0.00	0.00	0.00	0.00	0.00	0.00
01 2230 154 000	TECHNOLOGY - ADD'L COMP TECH STAFF DIST	1,118.00	62.02	434.14	38.83	683.86	0.00	683.86
01 2230 211 000	TECHNOLOGY - GROUP INS TEACHERS DIST	0.00	0.00	0.00	0.00	0.00	0.00	0.00
01 2230 214 000	TECHNOLOGY - GROUP INS TECH STAFF DIST	63,295.00	4,738.69	33,170.83	52.41	30,124.17	0.00	30,124.17
01 2230 221 000	TECHNOLOGY - SOC SEC TEACHERS DIST	0.00	0.00	0.00	0.00	0.00	0.00	0.00
01 2230 224 000	TECHNOLOGY - SOC SEC TECH STAFF DIST	28,751.00	1,845.58	14,991.13	52.14	13,759.87	0.00	13,759.87
01 2230 231 000	TECHNOLOGY - RETIREMENT TEACHERS DIST	0.00	0.00	0.00	0.00	0.00	0.00	0.00
01 2230 234 000	TECHNOLOGY - RETIREMENT TECH STAFF DIST	22,360.00	1,760.92	14,317.27	64.03	8,042.73	0.00	8,042.73
01 2230 237 000	TECHNOLOGY - INCR RET CONTR DIST	6,746.00	174.90	1,422.00	21.08	5,324.00	0.00	5,324.00
01 2230 281 000	TECHNOLOGY - HEALTH BEN TEACHERS DIST	0.00	0.00	0.00	0.00	0.00	0.00	0.00
01 2230 284 000	TECHNOLOGY - HEALTH BEN TECH STAFF DIST	11,226.00	813.97	6,419.29	57.18	4,806.71	0.00	4,806.71
01 2230 580 000	TECHNOLOGY - TRAVEL & MILEAGE	7,635.00	1,044.84	3,018.25	39.53	4,616.75	0.00	4,616.75
01 2230 733 000	TECHNOLOGY - FURN & EQUIP	0.00	0.00	0.00	0.00	0.00	0.00	0.00
01 2230 810 000	TECHNOLOGY - DUES & FEES DIST	465.00	0.00	0.00	0.00	465.00	0.00	465.00
2230	INSTR-RELATED TECHNOLOGY	504,918.00	34,399.14	268,565.92	53.19	236,352.08	0.00	236,352.08
2240	STUDENT ASSESSMENT							
01 2240 110 000	STU ASSESS - SALARIES NON-INSTR DIST	0.00	0.00	0.00	0.00	0.00	0.00	0.00
01 2240 130 000	STU ASSESS - OT SALAIRES NON-INSTR DIST	0.00	0.00	0.00	0.00	0.00	0.00	0.00
01 2240 150 000	STU ASSESS - ADD'L COMP NON-INSTR DIST	0.00	0.00	0.00	0.00	0.00	0.00	0.00
01 2240 210 000	STU ASSESS - GROUP INS NON-INSTR DIST	0.00	0.00	0.00	0.00	0.00	0.00	0.00
01 2240 220 000	STU ASSESS - SOC SEC NON-INSTR DIST	0.00	0.00	0.00	0.00	0.00	0.00	0.00
01 2240 230 000	STU ASSESS - RETIREMENT NON-INSTR DIST	0.00	0.00	0.00	0.00	0.00	0.00	0.00
01 2240 237 000	STU ASSESS - INCR RET CONTR DIST	0.00	0.00	0.00	0.00	0.00	0.00	0.00
01 2240 280 000	STU ASSESS - HEALTH BEN NON-INSTR DIST	0.00	0.00	0.00	0.00	0.00	0.00	0.00
2240	STUDENT ASSESSMENT	0.00	0.00	0.00	0.00	0.00	0.00	0.00
2310	BOARD OF EDUCATION							
01 2310 314 000	BOARD OF ED - LOBBYIST FEES	0.00	0.00	0.00	0.00	0.00	0.00	0.00
01 2310 340 000	BOARD OF ED - OTHER PROF SERVICES	10,539.00	0.00	0.00	0.00	10,539.00	0.00	10,539.00
01 2310 521 000	BOARD OF ED - FIDELITY BOND PREMIUMS	0.00	0.00	0.00	0.00	0.00	0.00	0.00
01 2310 540 000	BOARD OF ED - ADVERTISING	7,138.00	386.66	3,036.62	42.54	4,101.38	0.00	4,101.38
01 2310 580 000	BOARD OF ED - TRAVEL & MILEAGE	0.00	0.00	0.00	0.00	0.00	0.00	0.00
01 2310 610 000	BOARD OF ED - SUPPLIES	4,625.00	0.00	352.32	7.62	4,272.68	0.00	4,272.68
01 2310 733 000	BOARD OF ED - FURN & EQUIP	0.00	0.00	0.00	0.00	0.00	0.00	0.00
01 2310 735 000	BOARD OF ED - SOFTWARE	15,509.00	0.00	6,400.00	41.27	9,109.00	0.00	9,109.00
01 2310 810 000	BOARD OF ED - DUES & FEES	58,081.00	0.00	19,969.00	34.38	38,112.00	0.00	38,112.00
01 2310 890 000	BOARD OF ED - OTHER MISC	300.00	0.00	0.00	0.00	300.00	0.00	300.00
01 2310 950 000	BOARD OF ED - SPECIAL ITEMS	20,000.00	0.00	0.00	0.00	20,000.00	0.00	20,000.00
2310	BOARD OF EDUCATION	116,192.00	386.66	29,757.94	25.61	86,434.06	0.00	86,434.06
2320	EXECUTIVE ADMINISTRATION							
01 2320 105 000	EXEC ADMIN - SALARY OF SUPERINTENDENT	243,360.00	20,166.67	141,166.69	58.01	102,193.31	0.00	102,193.31
01 2320 110 000	EXEC ADMIN - SALARIES NON-INSTR	67,659.00	4,796.30	37,158.79	54.92	30,500.21	0.00	30,500.21
01 2320 111 000	EXEC ADMIN - PROF STAFF SALARIES	190,450.00	25,655.06	179,585.42	94.30	10,864.58	0.00	10,864.58
01 2320 130 000	EXEC ADMIN - OT SALARIES NON-INSTR	988.00	128.39	1,092.47	110.57	(104.47)	0.00	(104.47)
01 2320 150 000	EXEC ADMIN - ADD'L COMP NON-INSTR	138.00	11.78	82.46	59.75	55.54	0.00	55.54
01 2320 151 000	EXEC ADMIN - ADD'L COMP PROF STAFF	825.00	56.44	395.08	47.89	429.92	0.00	429.92
01 2320 155 000	EXEC ADMIN - ADD'L COMP SUPT.	14,213.00	296.45	2,075.15	14.60	12,137.85	0.00	12,137.85
01 2320 210 000	EXEC ADMIN - GROUP INS NON-INSTR	0.00	2.10	14.70	0.00	(14.70)	0.00	(14.70)
01 2320 211 000	EXEC ADMIN - GROUP INS PROF STAFF	30,645.00	4,235.86	29,651.02	96.76	993.98	0.00	993.98
01 2320 215 000	EXEC ADMIN - GROUP INS SUPERINTENDENT	33,081.00	2,475.80	17,330.60	52.39	15,750.40	0.00	15,750.40

04/09/2026 05:09 PM

User ID: MDT

Account Number	Account Description	Revised Budget	Expended During Month	Expenditures to Date	% of Budget	Balance at EOM	P/ O Outstanding	Unencumbered Balance
01 2320 220 000	EXEC ADMIN - SOC SEC NON-INSTR	5,860.00	413.48	3,183.44	54.32	2,676.56	0.00	2,676.56
01 2320 221 000	EXEC ADMIN - SOC SEC PROF STAFF	14,463.00	1,891.09	13,237.63	91.53	1,225.37	0.00	1,225.37
01 2320 225 000	EXEC ADMIN - SOC SEC SUPERINTENDENT	16,325.00	1,540.48	6,223.81	38.12	10,101.19	0.00	10,101.19
01 2320 230 000	EXEC ADMIN - RETIREMENT NON-INSTR	4,223.00	361.96	2,811.46	66.57	1,411.54	0.00	1,411.54
01 2320 231 000	EXEC ADMIN - RETIREMENT PROF STAFF	11,798.00	1,885.65	13,199.55	111.88	(1,401.55)	0.00	(1,401.55)
01 2320 235 000	EXEC ADMIN - RETIREMENT SUPERINTENDENT	16,215.00	1,500.78	10,505.46	64.79	5,709.54	0.00	5,709.54
01 2320 237 000	EXEC ADMIN - INCR RET CONTR	9,574.00	372.30	2,633.69	27.51	6,940.31	0.00	6,940.31
01 2320 280 000	EXEC ADMIN - HEALTH BEN NON-INSTR	5,858.00	475.00	3,325.00	56.76	2,533.00	0.00	2,533.00
01 2320 281 000	EXEC ADMIN - HEALTH BENEFITS PROF STAFF	4,293.00	677.94	4,745.58	110.54	(452.58)	0.00	(452.58)
01 2320 580 000	EXEC ADMIN - TRAVEL & MILEAGE	8,879.00	516.20	4,026.11	45.34	4,852.89	0.00	4,852.89
01 2320 610 000	EXEC ADMIN - SUPPLIES	276.00	50.00	99.00	35.87	177.00	0.00	177.00
01 2320 734 000	EXEC ADMIN - HARDWARE	0.00	0.00	0.00	0.00	0.00	0.00	0.00
01 2320 810 000	EXEC ADMIN - DUES & FEES	15,380.00	50.00	1,992.00	12.95	13,388.00	0.00	13,388.00
01 2320 890 000	EXEC ADMIN - OTHER MISC	2,846.00	0.00	508.84	17.88	2,337.16	0.00	2,337.16
2320	EXECUTIVE ADMINISTRATION	697,349.00	67,559.73	475,043.95	68.12	222,305.05	0.00	222,305.05
2330	DISTRICT LEGAL SERVICES							
01 2330 314 000	DISTRICT LEGAL SERVICES - LOBBYIST FEES	30,824.00	0.00	13,900.00	45.09	16,924.00	0.00	16,924.00
01 2330 317 000	DISTRICT LEGAL SERVICES	118,161.00	3,645.00	28,912.77	24.47	89,248.23	0.00	89,248.23
2330	DISTRICT LEGAL SERVICES	148,985.00	3,645.00	42,812.77	28.74	106,172.23	0.00	106,172.23
2410	OFFICE OF THE PRINCIPAL							
01 2410 110 001	OFF/PRINCIPAL - SALARIES NON-INSTR BHS	108,044.00	9,169.16	70,435.44	65.19	37,608.56	0.00	37,608.56
01 2410 110 002	OFF/PRINCIPAL - SALARIES NON-INSTR BE	35,184.00	3,076.93	21,809.12	61.99	13,374.88	0.00	13,374.88
01 2410 110 003	OFF/PRINCIPAL - SALARIES NON-INSTR PC	166,288.00	12,893.93	92,669.71	55.73	73,618.29	0.00	73,618.29
01 2410 110 004	OFF/PRINCIPAL - SALARIES NON-INSTR HE	37,527.00	3,283.29	24,106.13	64.24	13,420.87	0.00	13,420.87
01 2410 110 005	OFF/PRINCIPAL - SALARIES NON-INSTR BMS	71,553.00	5,538.85	41,069.67	57.40	30,483.33	0.00	30,483.33
01 2410 110 006	OFF/PRINCIPAL - SALARIES NON-INSTR AP	37,558.00	9,916.89	71,546.05	190.49	(33,988.05)	0.00	(33,988.05)
01 2410 110 007	OFF/PRINCIPAL - SALARIES NON-INSTR SE	37,845.00	3,029.03	23,672.65	62.55	14,172.35	0.00	14,172.35
01 2410 110 008	OFF/PRINCIPAL - SALARIES NON-INSTR BSMS	65,666.00	5,804.46	43,075.91	65.60	22,590.09	0.00	22,590.09
01 2410 111 001	OFF/PRINCIPAL - SALARIES PRINCIPAL BHS	331,808.00	25,150.55	176,053.85	53.06	155,754.15	0.00	155,754.15
01 2410 111 002	OFF/PRINCIPAL - SALARIES PRINCIPAL BE	112,341.00	8,723.65	61,065.55	54.36	51,275.45	0.00	51,275.45
01 2410 111 003	OFF/PRINCIPAL - SALARIES PRINCIPAL PC	114,818.00	8,916.02	62,412.14	54.36	52,405.86	0.00	52,405.86
01 2410 111 004	OFF/PRINCIPAL - SALARIES PRINCIPAL HE	112,341.00	8,723.65	61,065.55	54.36	51,275.45	0.00	51,275.45
01 2410 111 005	OFF/PRINCIPAL - SALARIES PRINCIPAL BMS	194,649.00	15,115.08	105,805.56	54.36	88,843.44	0.00	88,843.44
01 2410 111 006	OFF/PRINCIPAL - SALARIES PRINCIPAL AP	138,951.00	10,790.00	75,530.00	54.36	63,421.00	0.00	63,421.00
01 2410 111 007	OFF/PRINCIPAL - SALARIES PRINCIPAL SE	115,793.00	8,991.67	62,941.69	54.36	52,851.31	0.00	52,851.31
01 2410 111 008	OFF/PRINCIPAL - SALARIES PRINCIPAL BSMS	178,268.00	14,561.75	101,932.25	57.18	76,335.75	0.00	76,335.75
01 2410 120 001	OFF/PRINCIPAL - SUBS NON-INSTR BHS	0.00	0.00	0.00	0.00	0.00	0.00	0.00
01 2410 120 002	OFF/PRINCIPAL - SUBS NON-INSTR BE	960.00	0.00	234.05	24.38	725.95	0.00	725.95
01 2410 120 003	OFF/PRINCIPAL - SUBS NON-INSTR PC	1,312.00	110.87	801.38	61.08	510.62	0.00	510.62
01 2410 120 004	OFF/PRINCIPAL - SUBS NON-INSTR HE	247.00	0.00	0.00	0.00	247.00	0.00	247.00
01 2410 120 005	OFF/PRINCIPAL - SUBS NON-INSTR BMS	0.00	226.13	226.13	0.00	(226.13)	0.00	(226.13)
01 2410 120 006	OFF/PRINCIPAL - SUBS NON-INSTR AP	0.00	0.00	0.00	0.00	0.00	0.00	0.00
01 2410 120 007	OFF/PRINCIPAL - SUBS NON-INSTR SE	1,041.00	0.00	0.00	0.00	1,041.00	0.00	1,041.00
01 2410 120 008	OFF/PRINCIPAL - SUBS NON-INSTR BSMS	19,203.00	0.00	0.00	0.00	19,203.00	0.00	19,203.00
01 2410 130 001	OFF/PRINCIPAL - OT NON-INSTR BHS	2,916.00	64.26	1,634.47	56.05	1,281.53	0.00	1,281.53
01 2410 130 002	OFF/PRINCIPAL - OT NON-INSTR BE	3,919.00	286.53	2,491.56	63.58	1,427.44	0.00	1,427.44
01 2410 130 003	OFF/PRINCIPAL - OT NON-INSTR PC	618.00	27.12	344.77	55.79	273.23	0.00	273.23
01 2410 130 004	OFF/PRINCIPAL - OT NON-INSTR HE	1,264.00	34.61	856.74	67.78	407.26	0.00	407.26
01 2410 130 005	OFF/PRINCIPAL - OT NON-INSTR BMS	2,894.00	187.07	2,518.82	87.04	375.18	0.00	375.18
01 2410 130 006	OFF/PRINCIPAL - OT NON-INSTR AP	3,821.00	350.73	1,921.27	50.28	1,899.73	0.00	1,899.73
01 2410 130 007	OFF/PRINCIPAL - OT NON-INSTR SE	1,597.00	108.03	1,266.75	79.32	330.25	0.00	330.25
01 2410 130 008	OFF/PRINCIPAL - OT NON-INSTR BSMS	1,761.00	186.93	965.74	54.84	795.26	0.00	795.26
01 2410 150 001	OFF/PRINCIPAL - ADD'L COMP NON-INSTR BHS	7,314.00	440.74	3,257.82	44.54	4,056.18	0.00	4,056.18
01 2410 150 002	OFF/PRINCIPAL - ADD'L COMP NON-INSTR BE	0.00	7.28	129.80	0.00	(129.80)	0.00	(129.80)

04/09/2026 05:09 PM

User ID: MDT

Account Number	Account Description	Revised Budget	Expended During Month	Expenditures to Date	% of Budget	Balance at EOM	P/ O Outstanding	Unencumbered Balance
01 2410 150 003	OFF/PRINCIPAL - ADD'L COMP NON-INSTR PC	1,570.00	30.54	298.86	19.04	1,271.14	0.00	1,271.14
01 2410 150 004	OFF/PRINCIPAL - ADD'L COMP NON-INSTR HE	0.00	8.36	58.52	0.00	(58.52)	0.00	(58.52)
01 2410 150 005	OFF/PRINCIPAL - ADD'L COMP NON-INSTR BMS	138.00	13.89	219.79	159.27	(81.79)	0.00	(81.79)
01 2410 150 006	OFF/PRINCIPAL - ADD'L COMP NON-INSTR AP	2,003.00	15.77	125.73	6.28	1,877.27	0.00	1,877.27
01 2410 150 007	OFF/PRINCIPAL - ADD'L COMP NON-INSTR SE	0.00	8.40	58.80	0.00	(58.80)	0.00	(58.80)
01 2410 150 008	OFF/PRINCIPAL - ADD'L COMP NON-INSTR BSMS	143.00	14.68	122.47	85.64	20.53	0.00	20.53
01 2410 151 001	OFF/PRINCIPAL - ADD'L COMP PRINCIPAL BHS	2,642.00	160.33	787.31	29.80	1,854.69	0.00	1,854.69
01 2410 151 002	OFF/PRINCIPAL - ADD'L COMP PRINCIPAL BE	225.00	19.19	134.33	59.70	90.67	0.00	90.67
01 2410 151 003	OFF/PRINCIPAL - ADD'L COMP PRINCIPAL PC	230.00	19.62	137.34	59.71	92.66	0.00	92.66
01 2410 151 004	OFF/PRINCIPAL - ADD'L COMP PRINCIPAL HE	225.00	19.19	134.33	59.70	90.67	0.00	90.67
01 2410 151 005	OFF/PRINCIPAL - ADD'L COMP PRINCIPAL BMS	1,311.00	33.25	232.75	17.75	1,078.25	0.00	1,078.25
01 2410 151 006	OFF/PRINCIPAL - ADD'L COMP PRINCIPAL AP	361.00	23.74	166.18	46.03	194.82	0.00	194.82
01 2410 151 007	OFF/PRINCIPAL - ADD'L COMP PRINCIPAL SE	232.00	19.78	138.46	59.68	93.54	0.00	93.54
01 2410 151 008	OFF/PRINCIPAL - ADD'L COMP PRINCIPAL BSMS	1,258.00	32.03	224.21	17.82	1,033.79	0.00	1,033.79
01 2410 210 001	OFF/PRINCIPAL - GROUP INS NON-INSTR BHS	1,134.00	68.71	480.97	42.41	653.03	0.00	653.03
01 2410 210 002	OFF/PRINCIPAL - GROUP INS NON-INSTR BE	0.00	2.10	14.70	0.00	(14.70)	0.00	(14.70)
01 2410 210 003	OFF/PRINCIPAL - GROUP INS NON-INSTR PC	30,871.00	2,122.13	14,854.91	48.12	16,016.09	0.00	16,016.09
01 2410 210 004	OFF/PRINCIPAL - GROUP INS NON-INSTR HE	0.00	2.10	14.70	0.00	(14.70)	0.00	(14.70)
01 2410 210 005	OFF/PRINCIPAL - GROUP INS NON-INSTR BMS	9,176.00	4.20	29.40	0.32	9,146.60	0.00	9,146.60
01 2410 210 006	OFF/PRINCIPAL - GROUP INS NON-INSTR AP	247.00	2,120.03	14,838.11	6,007.33	(14,591.11)	0.00	(14,591.11)
01 2410 210 007	OFF/PRINCIPAL - GROUP INS NON-INSTR SE	12,195.00	912.97	6,390.79	52.41	5,804.21	0.00	5,804.21
01 2410 210 008	OFF/PRINCIPAL - GROUP INS NON-INSTR BSMS	0.00	4.20	29.40	0.00	(29.40)	0.00	(29.40)
01 2410 211 001	OFF/PRINCIPAL - GROUP INS PRINCIPAL BHS	63,367.00	4,335.37	30,347.59	47.89	33,019.41	0.00	33,019.41
01 2410 211 002	OFF/PRINCIPAL - GROUP INS PRINCIPAL BE	0.00	2.10	14.70	0.00	(14.70)	0.00	(14.70)
01 2410 211 003	OFF/PRINCIPAL - GROUP INS PRINCIPAL PC	21,659.00	1,634.13	11,438.91	52.81	10,220.09	0.00	10,220.09
01 2410 211 004	OFF/PRINCIPAL - GROUP INS PRINCIPAL HE	22,000.00	1,411.74	9,882.18	44.92	12,117.82	0.00	12,117.82
01 2410 211 005	OFF/PRINCIPAL - GROUP INS PRINCIPAL BMS	0.00	34.36	240.52	0.00	(240.52)	0.00	(240.52)
01 2410 211 006	OFF/PRINCIPAL - GROUP INS PRINCIPAL AP	32,597.00	2,456.90	17,198.30	52.76	15,398.70	0.00	15,398.70
01 2410 211 007	OFF/PRINCIPAL - GROUP INS PRINCIPAL SE	28,288.00	2,117.93	14,825.51	52.41	13,462.49	0.00	13,462.49
01 2410 211 008	OFF/PRINCIPAL - GROUP INS PRINCIPAL BSMS	49,222.00	3,685.36	25,797.52	52.41	23,424.48	0.00	23,424.48
01 2410 220 001	OFF/PRINCIPAL - SOC SEC NON-INSTR BHS	10,250.00	805.57	6,220.98	60.69	4,029.02	0.00	4,029.02
01 2410 220 002	OFF/PRINCIPAL - SOC SEC NON-INSTR BE	3,095.00	257.87	1,886.88	60.97	1,208.12	0.00	1,208.12
01 2410 220 003	OFF/PRINCIPAL - SOC SEC NON-INSTR PC	13,776.00	1,034.72	7,447.83	54.06	6,328.17	0.00	6,328.17
01 2410 220 004	OFF/PRINCIPAL - SOC SEC NON-INSTR HE	3,480.00	286.33	2,137.26	61.42	1,342.74	0.00	1,342.74
01 2410 220 005	OFF/PRINCIPAL - SOC SEC NON-INSTR BMS	6,732.00	556.47	4,069.25	60.45	2,662.75	0.00	2,662.75
01 2410 220 006	OFF/PRINCIPAL - SOC SEC NON-INSTR AP	3,807.00	787.95	5,606.93	147.28	(1,799.93)	0.00	(1,799.93)
01 2410 220 007	OFF/PRINCIPAL - SOC SEC NON-INSTR SE	3,148.00	240.63	1,912.37	60.75	1,235.63	0.00	1,235.63
01 2410 220 008	OFF/PRINCIPAL - SOC SEC NON-INSTR BSMS	5,704.00	491.35	3,601.73	63.14	2,102.27	0.00	2,102.27
01 2410 221 001	OFF/PRINCIPAL - SOC SEC PRINCIPAL BHS	26,946.00	1,943.37	13,577.98	50.39	13,368.02	0.00	13,368.02
01 2410 221 002	OFF/PRINCIPAL - SOC SEC PRINCIPAL BE	9,733.00	724.28	5,069.96	52.09	4,663.04	0.00	4,663.04
01 2410 221 003	OFF/PRINCIPAL - SOC SEC PRINCIPAL PC	8,933.00	678.52	4,749.65	53.17	4,183.35	0.00	4,183.35
01 2410 221 004	OFF/PRINCIPAL - SOC SEC PRINCIPAL HE	8,426.00	640.83	4,485.81	53.24	3,940.19	0.00	3,940.19
01 2410 221 005	OFF/PRINCIPAL - SOC SEC PRINCIPAL BMS	15,574.00	1,172.97	8,210.79	52.72	7,363.21	0.00	7,363.21
01 2410 221 006	OFF/PRINCIPAL - SOC SEC PRINCIPAL AP	10,786.00	818.56	5,729.92	53.12	5,056.08	0.00	5,056.08
01 2410 221 007	OFF/PRINCIPAL - SOC SEC PRINCIPAL SE	8,852.00	672.53	4,707.71	53.18	4,144.29	0.00	4,144.29
01 2410 221 008	OFF/PRINCIPAL - SOC SEC PRINCIPAL BSMS	13,596.00	1,097.18	7,680.26	56.49	5,915.74	0.00	5,915.74
01 2410 230 001	OFF/PRINCIPAL - RETIREMENT NON-INSTR BHS	6,948.00	678.65	5,309.83	76.42	1,638.17	0.00	1,638.17
01 2410 230 002	OFF/PRINCIPAL - RETIREMENT NON-INSTR BE	2,401.00	247.21	1,791.89	74.63	609.11	0.00	609.11
01 2410 230 003	OFF/PRINCIPAL - RETIREMENT NON-INSTR PC	10,335.00	949.69	6,842.82	66.21	3,492.18	0.00	3,492.18
01 2410 230 004	OFF/PRINCIPAL - RETIREMENT NON-INSTR HE	2,394.00	243.87	1,834.78	76.64	559.22	0.00	559.22
01 2410 230 005	OFF/PRINCIPAL - RETIREMENT NON-INSTR BMS	4,592.00	420.86	3,212.76	69.96	1,379.24	0.00	1,379.24
01 2410 230 006	OFF/PRINCIPAL - RETIREMENT NON-INSTR AP	2,606.00	754.67	5,399.84	207.21	(2,793.84)	0.00	(2,793.84)
01 2410 230 007	OFF/PRINCIPAL - RETIREMENT NON-INSTR SE	2,432.00	230.57	1,833.03	75.37	598.97	0.00	598.97
01 2410 230 008	OFF/PRINCIPAL - RETIREMENT NON-INSTR BSMS	4,165.00	440.36	3,238.52	77.76	926.48	0.00	926.48
01 2410 231 001	OFF/PRINCIPAL - RETIREMENT PRINCIPAL BHS	20,682.00	1,856.29	12,969.39	62.71	7,712.61	0.00	7,712.61

Account Number	Account Description	Revised Budget	Expended During Month	Expenditures to Date	% of Budget	Balance at EOM	P/ O Outstanding	Unencumbered Balance
01 2410 733 001	OFF/PRINCIPAL - FURN & EQUIP BHS	0.00	0.00	0.00	0.00	0.00	0.00	0.00
01 2410 733 002	OFF/PRINCIPAL - FURN & EQUIP BE	0.00	0.00	0.00	0.00	0.00	0.00	0.00
01 2410 733 003	OFF/PRINCIPAL - FURN & EQUIP PC	0.00	0.00	0.00	0.00	0.00	0.00	0.00
01 2410 733 004	OFF/PRINCIPAL - FURN & EQUIP HE	0.00	0.00	347.97	0.00	(347.97)	0.00	(347.97)
01 2410 733 005	OFF/PRINCIPAL - FURN & EQUIP BMS	0.00	0.00	0.00	0.00	0.00	0.00	0.00
01 2410 733 006	OFF/PRINCIPAL - FURN & EQUIP AP	0.00	0.00	5,650.19	0.00	(5,650.19)	0.00	(5,650.19)
01 2410 733 007	OFF/PRINCIPAL - FURN & EQUIP SE	2,187.00	0.00	0.00	0.00	2,187.00	0.00	2,187.00
01 2410 733 008	OFF/PRINCIPAL - FURN & EQUIP BSMS	0.00	0.00	0.00	0.00	0.00	0.00	0.00
01 2410 810 001	OFF/PRINCIPAL - DUES & FEES BHS	23,369.00	0.00	13,015.60	55.70	10,353.40	0.00	10,353.40
01 2410 810 002	OFF/PRINCIPAL - DUES & FEES BE	1,161.00	0.00	0.00	0.00	1,161.00	0.00	1,161.00
01 2410 810 003	OFF/PRINCIPAL - DUES & FEES PC	0.00	0.00	435.00	0.00	(435.00)	0.00	(435.00)
01 2410 810 004	OFF/PRINCIPAL - DUES & FEES HE	782.00	0.00	735.00	93.99	47.00	0.00	47.00
01 2410 810 005	OFF/PRINCIPAL - DUES & FEES BMS	3,453.00	0.00	0.00	0.00	3,453.00	0.00	3,453.00
01 2410 810 006	OFF/PRINCIPAL - DUES & FEES AP	2,818.00	0.00	50.00	1.77	2,768.00	0.00	2,768.00
01 2410 810 007	OFF/PRINCIPAL - DUES & FEES SE	1,565.00	0.00	50.00	3.19	1,515.00	0.00	1,515.00
01 2410 810 008	OFF/PRINCIPAL - DUES & FEES BSMS	4,626.00	0.00	0.00	0.00	4,626.00	0.00	4,626.00
01 2410 890 001	OFF/PRINCIPAL - OTHER MISC BHS	1,158.00	0.00	0.00	0.00	1,158.00	0.00	1,158.00
01 2410 890 002	OFF/PRINCIPAL - OTHER MISC BE	4,215.00	0.00	0.00	0.00	4,215.00	0.00	4,215.00
01 2410 890 003	OFF/PRINCIPAL - OTHER MISC PC	140.00	0.00	0.00	0.00	140.00	0.00	140.00
01 2410 890 004	OFF/PRINCIPAL - OTHER MISC HE	1,594.00	0.00	0.00	0.00	1,594.00	0.00	1,594.00
01 2410 890 005	OFF/PRINCIPAL - OTHER MISC BMS	1,704.00	0.00	0.00	0.00	1,704.00	0.00	1,704.00
01 2410 890 006	OFF/PRINCIPAL - OTHER MISC AP	0.00	0.00	0.00	0.00	0.00	0.00	0.00
01 2410 890 007	OFF/PRINCIPAL - OTHER MISC SE	0.00	0.00	0.00	0.00	0.00	0.00	0.00
01 2410 890 008	OFF/PRINCIPAL - OTHER MISC BSMS	1,125.00	0.00	0.00	0.00	1,125.00	0.00	1,125.00
2410	OFFICE OF THE PRINCIPAL	2,679,622.00	211,374.50	1,530,633.80	57.15	1,148,988.20	879.68	1,148,108.52
2490	SCHOOL ADMIN OTHER							
01 2490 111 001	OTH BLDG ADMIN - SALARIES AD BHS	61,831.00	4,790.88	33,536.16	54.24	28,294.84	0.00	28,294.84
01 2490 111 005	OTH BLDG ADMIN - SALARIES AD BMS	58,397.00	4,534.74	31,743.18	54.36	26,653.82	0.00	26,653.82
01 2490 111 008	OTH BLDG ADMIN - SALARIES AD BSMS	45,226.00	4,221.33	29,549.31	65.34	15,676.69	0.00	15,676.69
01 2490 151 001	OTH BLDG ADMIN - ADD'L COMP AD BHS	0.00	10.54	73.78	0.00	(73.78)	0.00	(73.78)
01 2490 151 005	OTH BLDG ADMIN - ADD'L COMP AD BMS	0.00	9.98	69.86	0.00	(69.86)	0.00	(69.86)
01 2490 151 008	OTH BLDG ADMIN - ADD'L COMP AD BSMS	0.00	9.29	65.03	0.00	(65.03)	0.00	(65.03)
01 2490 211 001	OTH BLDG ADMIN - GROUP INS AD BHS	432.00	32.26	225.82	52.27	206.18	0.00	206.18
01 2490 211 005	OTH BLDG ADMIN - GROUP INS AD BMS	0.00	32.25	225.75	0.00	(225.75)	0.00	(225.75)
01 2490 211 008	OTH BLDG ADMIN - GROUP INS AD BSMS	16,407.00	1,228.44	8,599.08	52.41	7,807.92	0.00	7,807.92
01 2490 220 005	OTH BLDG ADMIN - SOC SEC NON-INSTR BMS	0.00	0.00	0.00	0.00	0.00	0.00	0.00
01 2490 221 001	OTH BLDG ADMIN - SOC SEC AD BHS	5,052.00	383.09	2,681.63	53.08	2,370.37	0.00	2,370.37
01 2490 221 005	OTH BLDG ADMIN - SOC SEC AD BMS	4,586.00	347.44	2,432.10	53.03	2,153.90	0.00	2,153.90
01 2490 221 008	OTH BLDG ADMIN - SOC SEC AD BSMS	3,474.00	318.82	2,231.76	64.24	1,242.24	0.00	1,242.24
01 2490 231 001	OTH BLDG ADMIN - RETIREMENT AD BHS	3,825.00	352.13	2,464.91	64.44	1,360.09	0.00	1,360.09
01 2490 231 005	OTH BLDG ADMIN - RETIREMENT AD BMS	3,621.00	333.30	2,333.10	64.43	1,287.90	0.00	1,287.90
01 2490 231 008	OTH BLDG ADMIN - RETIREMENT AD BSMS	2,794.00	310.27	2,171.89	77.73	622.11	0.00	622.11
01 2490 237 001	OTH BLDG ADMIN - INCR RET CONTR AD BHS	1,153.00	34.98	244.86	21.24	908.14	0.00	908.14
01 2490 237 005	OTH BLDG ADMIN - INCR RET CONTR AD BMS	1,091.00	33.10	231.70	21.24	859.30	0.00	859.30
01 2490 237 008	OTH BLDG ADMIN - INCR RET CONTR AD BSMS	822.00	30.81	215.69	26.24	606.31	0.00	606.31
01 2490 281 001	OTH BLDG ADMIN - HEALTH BEN AD BHS	2,564.00	206.30	1,444.10	56.32	1,119.90	0.00	1,119.90
01 2490 281 005	OTH BLDG ADMIN - HEALTH BEN AD BMS	1,464.00	103.15	722.05	49.32	741.95	0.00	741.95
01 2490 281 008	OTH BLDG ADMIN - HEALTH BEN AD BSMS	0.00	0.00	0.00	0.00	0.00	0.00	0.00
01 2490 810 001	OTH BLDG ADMIN - DUES & FEES BHS	0.00	0.00	0.00	0.00	0.00	0.00	0.00
01 2490 810 005	OTH BLDG ADMIN - DUES & FEES BMS	0.00	0.00	0.00	0.00	0.00	0.00	0.00
01 2490 810 008	OTH BLDG ADMIN - DUES & FEES BSMS	0.00	0.00	0.00	0.00	0.00	0.00	0.00
2490	SCHOOL ADMIN OTHER	212,739.00	17,323.10	121,261.76	57.00	91,477.24	0.00	91,477.24
2510	FISCAL SERVICES							
01 2510 110 000	FISCAL SERV - SALARIES NON-INSTR	127,956.00	8,869.40	66,365.39	51.87	61,590.61	0.00	61,590.61

Account Number	Account Description	Revised Budget	Expended During Month	Expenditures to Date	% of Budget	Balance at EOM	P/ O Outstanding	Unencumbered Balance
01 2570 735 000	PERSONNEL SERVICES - SOFTWARE	0.00	0.00	0.00	0.00	0.00	0.00	0.00
01 2570 810 000	PERSONNEL SERVICES - DUES & FEES	18,587.00	748.40	9,585.10	51.57	9,001.90	0.00	9,001.90
01 2570 890 000	PERSONNEL SERVICES - OTHER MISC	0.00	0.00	0.00	0.00	0.00	0.00	0.00
2570	PERSONNEL SERVICES	29,430.00	748.40	15,472.84	52.58	13,957.16	0.00	13,957.16
2580	ADMIN TECH SERVICES							
01 2580 110 000	ADMIN TECH SERV - SALARIES NON-INSTR	77,592.00	3,521.93	27,190.60	35.04	50,401.40	0.00	50,401.40
01 2580 130 000	ADMIN TECH SERV - OT SALARIES NON-INSTR	504.00	63.79	364.16	72.25	139.84	0.00	139.84
01 2580 150 000	ADMIN TECH SERV - ADD'L COMP NON-INSTR	0.00	8.58	60.06	0.00	(60.06)	0.00	(60.06)
01 2580 210 000	ADMIN TECH SERV - GROUP INS NON-INSTR	2,684.00	2.10	14.70	0.55	2,669.30	0.00	2,669.30
01 2580 220 000	ADMIN TECH SERV - SOC SEC NON-INSTR	6,088.00	346.37	2,612.33	42.91	3,475.67	0.00	3,475.67
01 2580 230 000	ADMIN TECH SERV - RETIREMENT NON-INSTR	4,834.00	263.55	2,025.29	41.90	2,808.71	0.00	2,808.71
01 2580 237 000	ADMIN TECH SERV - INCR RET CONTR	1,416.00	26.18	201.16	14.21	1,214.84	0.00	1,214.84
01 2580 280 000	ADMIN TECH SERV - HEALTH BEN NON-INSTR	1,953.00	950.00	6,650.00	340.50	(4,697.00)	0.00	(4,697.00)
01 2580 580 000	ADMIN TECH SERV - TRAVEL & MILEAGE	0.00	0.00	0.00	0.00	0.00	0.00	0.00
2580	ADMIN TECH SERVICES	95,071.00	5,182.50	39,118.30	41.15	55,952.70	0.00	55,952.70
2590	CENTRAL SRVCS							
01 2590 110 000	CENTR SRVCS - SALARIES NON-INSTR DIST	53,830.00	7,209.77	55,093.20	102.35	(1,263.20)	0.00	(1,263.20)
01 2590 130 000	CENTR SRVCS - OT SALARIES NON-INSTR DIST	279.00	8.11	140.18	50.24	138.82	0.00	138.82
01 2590 150 000	CENTR SRVCS - ADD'L COMP NON-INSTR DIS	202.00	17.75	124.25	61.51	77.75	0.00	77.75
01 2590 210 000	CENTR SRVCS - GROUP INS NON-INSTR DIST	0.00	915.07	6,405.49	0.00	(6,405.49)	0.00	(6,405.49)
01 2590 220 000	CENTR SRVCS - SOC SEC NON-INSTR DIST	5,216.00	553.02	4,231.39	81.12	984.61	0.00	984.61
01 2590 230 000	CENTR SRVCS - RETIREMENT NON-INSTR DIST	3,350.00	530.51	4,059.64	121.18	(709.64)	0.00	(709.64)
01 2590 237 000	CENTR SRVCS - INCR RET CONTR DIST	1,006.00	52.69	403.20	40.08	602.80	0.00	602.80
01 2590 280 000	CENTR SRVCS - HEALTH BEN NON-INSTR DIST	11,716.00	0.00	0.00	0.00	11,716.00	0.00	11,716.00
2590	CENTRAL SRVCS	75,599.00	9,286.92	70,457.35	93.20	5,141.65	0.00	5,141.65
2610	OP OF BLDGS							
01 2610 110 000	OP OF BLDGS - SALARIES NON-INSTR DIST	66,463.00	4,392.89	33,593.63	50.54	32,869.37	0.00	32,869.37
01 2610 110 001	OP OF BLDGS - SALARIES NON-INSTR BHS	117,818.00	8,322.97	64,403.62	54.66	53,414.38	0.00	53,414.38
01 2610 110 002	OP OF BLDGS - SALARIES NON-INSTR BE	70,611.00	4,906.17	37,402.47	52.97	33,208.53	0.00	33,208.53
01 2610 110 003	OP OF BLDGS - SALARIES NON-INSTR PC	64,010.00	4,381.07	38,336.95	59.89	25,673.05	0.00	25,673.05
01 2610 110 004	OP OF BLDGS - SALARIES NON-INSTR HE	57,639.00	4,100.71	31,366.33	54.42	26,272.67	0.00	26,272.67
01 2610 110 005	OP OF BLDGS - SALARIES NON-INSTR BMS	97,508.00	6,992.76	53,050.83	54.41	44,457.17	0.00	44,457.17
01 2610 110 006	OP OF BLDGS - SALARIES NON-INSTR AP	69,381.00	7,650.80	40,256.98	58.02	29,124.02	0.00	29,124.02
01 2610 110 007	OP OF BLDGS - SALARIES NON-INSTR SE	58,198.00	4,163.46	31,682.99	54.44	26,515.01	0.00	26,515.01
01 2610 110 008	OP OF BLDGS - SALARIES NON-INSTR BSMS	80,762.00	5,743.32	43,475.22	53.83	37,286.78	0.00	37,286.78
01 2610 116 000	OP OF BLDGS - SALARIES PROF NON-CER DIST	107,263.00	8,329.37	58,305.59	54.36	48,957.41	0.00	48,957.41
01 2610 120 000	OP OF BLDGS - TEMP SALARIES NON-INSTR DIST	24,234.00	0.00	333.26	1.38	23,900.74	0.00	23,900.74
01 2610 130 000	OP OF BLDGS - OT SALARIES NON-INSTR DIST	11,931.00	677.10	5,572.76	46.71	6,358.24	0.00	6,358.24
01 2610 130 001	OP OF BLDGS - OT SALARIES NON-INSTR BHS	17,993.00	1,589.12	9,146.65	50.83	8,846.35	0.00	8,846.35
01 2610 130 002	OP OF BLDGS - OT SALARIES NON-INSTR BE	15,824.00	1,687.33	11,333.30	71.62	4,490.70	0.00	4,490.70
01 2610 130 003	OP OF BLDGS - OT SALARIES NON-INSTR PC	19,467.00	1,547.52	7,431.39	38.17	12,035.61	0.00	12,035.61
01 2610 130 004	OP OF BLDGS - OT SALARIES NON-INSTR HE	12,910.00	759.50	6,322.79	48.98	6,587.21	0.00	6,587.21
01 2610 130 005	OP OF BLDGS - OT SALARIES NON-INSTR BMS	8,826.00	862.89	6,163.57	69.83	2,662.43	0.00	2,662.43
01 2610 130 006	OP OF BLDGS - OT SALARIES NON-INSTR AP	9,017.00	320.84	4,297.03	47.65	4,719.97	0.00	4,719.97
01 2610 130 007	OP OF BLDGS - OT SALARIES NON-INSTR SE	3,309.00	177.20	2,486.20	75.13	822.80	0.00	822.80
01 2610 130 008	OP OF BLDGS - OT SALARIES NON-INSTR BSMS	9,632.00	624.72	6,742.59	70.00	2,889.41	0.00	2,889.41
01 2610 150 000	OP OF BLDGS - ADD'L COMP NON-INSTR DIST	427.00	10.24	71.68	16.79	355.32	0.00	355.32
01 2610 150 001	OP OF BLDGS - ADD'L COMP NON-INSTR BHS	233.00	19.89	139.23	59.76	93.77	0.00	93.77
01 2610 150 002	OP OF BLDGS - ADD'L COMP NON-INSTR BE	134.00	11.47	80.29	59.92	53.71	0.00	53.71
01 2610 150 003	OP OF BLDGS - ADD'L COMP NON-INSTR PC	761.00	40.44	283.08	37.20	477.92	0.00	477.92
01 2610 150 004	OP OF BLDGS - ADD'L COMP NON-INSTR HE	112.00	9.59	67.13	59.94	44.87	0.00	44.87
01 2610 150 005	OP OF BLDGS - ADD'L COMP NON-INSTR BMS	854.00	46.56	325.92	38.16	528.08	0.00	528.08
01 2610 150 006	OP OF BLDGS - ADD'L COMP NON-INSTR AP	135.00	39.15	108.39	80.29	26.61	0.00	26.61
01 2610 150 007	OP OF BLDGS - ADD'L COMP NON-INSTR SE	574.00	39.92	279.44	48.68	294.56	0.00	294.56

Account Number	Account Description	Revised Budget	Expended During Month	Expenditures to Date	% of Budget	Balance at EOM	P/ O Outstanding	Unencumbered Balance
01 2610 350 004	OP OF BLDGS - TECH SERVICES HE	0.00	0.00	0.00	0.00	0.00	0.00	0.00
01 2610 382 000	OP OF BLDGS - DISTANCE ED & TELECOM DIST	12,517.00	697.59	5,167.96	41.29	7,349.04	0.00	7,349.04
01 2610 382 001	OP OF BLDGS - DISTANCE ED & TELECOM BHS	3,284.00	212.98	1,489.75	45.36	1,794.25	0.00	1,794.25
01 2610 382 002	OP OF BLDGS - DISTANCE ED & TELECOM BE	2,185.00	141.76	990.62	45.34	1,194.38	0.00	1,194.38
01 2610 382 003	OP OF BLDGS - DISTANCE ED & TELECOM PC	2,134.00	138.43	968.26	45.37	1,165.74	0.00	1,165.74
01 2610 382 004	OP OF BLDGS - DISTANCE ED & TELECOM HE	2,020.00	131.08	916.81	45.39	1,103.19	0.00	1,103.19
01 2610 382 005	OP OF BLDGS - DISTANCE ED & TELECOM BMS	1,066.00	69.14	483.59	45.36	582.41	0.00	582.41
01 2610 382 006	OP OF BLDGS - DISTANCE ED & TELECOM AP	2,525.00	163.85	1,146.15	45.39	1,378.85	0.00	1,378.85
01 2610 382 007	OP OF BLDGS - DISTANCE ED & TELECOM SE	1,010.00	65.54	458.39	45.39	551.61	0.00	551.61
01 2610 382 008	OP OF BLDGS - DISTANCE ED & TELECOM BSMS	1,515.00	98.31	687.60	45.39	827.40	0.00	827.40
01 2610 410 001	OP OF BLDGS - WATER & SEWER BHS	0.00	0.00	0.00	0.00	0.00	0.00	0.00
01 2610 410 002	OP OF BLDGS - WATER & SEWER BE	0.00	0.00	0.00	0.00	0.00	0.00	0.00
01 2610 410 003	OP OF BLDGS - WATER & SEWER PC	0.00	0.00	0.00	0.00	0.00	0.00	0.00
01 2610 410 004	OP OF BLDGS - WATER & SEWER HE	0.00	0.00	0.00	0.00	0.00	0.00	0.00
01 2610 410 005	OP OF BLDGS - WATER & SEWER BMS	0.00	0.00	0.00	0.00	0.00	0.00	0.00
01 2610 410 006	OP OF BLDGS - WATER & SEWER AP	0.00	0.00	0.00	0.00	0.00	0.00	0.00
01 2610 410 007	OP OF BLDGS - WATER & SEWER SE	0.00	0.00	0.00	0.00	0.00	0.00	0.00
01 2610 410 008	OP OF BLDGS - WATER & SEWER BSMS	0.00	0.00	0.00	0.00	0.00	0.00	0.00
01 2610 431 000	OP OF BLDGS - REPAIRS & MAINT DIST	52,998.00	204.00	5,477.50	10.34	47,520.50	0.00	47,520.50
01 2610 431 001	OP OF BLDGS - REPAIRS & MAINT BHS	220,049.00	6,753.26	112,427.73	60.42	107,621.27	20,536.65	87,084.62
01 2610 431 002	OP OF BLDGS - REPAIRS & MAINT BE	59,407.00	3,386.75	39,091.26	83.27	20,315.74	10,377.00	9,938.74
01 2610 431 003	OP OF BLDGS - REPAIRS & MAINT PC	20,103.00	756.96	9,439.03	79.27	10,663.97	6,496.00	4,167.97
01 2610 431 004	OP OF BLDGS - REPAIRS & MAINT HE	130,623.00	3,851.03	78,196.43	66.15	52,426.57	8,209.00	44,217.57
01 2610 431 005	OP OF BLDGS - REPAIRS & MAINT BMS	107,619.00	13,452.03	53,513.23	55.40	54,105.77	6,111.00	47,994.77
01 2610 431 006	OP OF BLDGS - REPAIRS & MAINT AP	62,375.00	1,038.10	26,204.29	42.01	36,170.71	0.00	36,170.71
01 2610 431 007	OP OF BLDGS - REPAIRS & MAINT SE	51,400.00	652.87	22,465.80	47.75	28,934.20	2,080.00	26,854.20
01 2610 431 008	OP OF BLDGS - REPAIRS & MAINT BSMS	1,091.00	204.00	10,464.15	959.13	(9,373.15)	0.00	(9,373.15)
01 2610 440 000	OP OF BLDGS - RENTALS DIST	208,900.00	14,177.13	95,943.56	45.93	112,956.44	0.00	112,956.44
01 2610 440 001	OP OF BLDGS - RENTALS BHS	0.00	0.00	0.00	0.00	0.00	0.00	0.00
01 2610 440 002	OP OF BLDGS - RENTALS BE	623.00	42.00	290.00	46.55	333.00	0.00	333.00
01 2610 440 003	OP OF BLDGS - RENTALS PC	0.00	0.00	0.00	0.00	0.00	0.00	0.00
01 2610 440 004	OP OF BLDGS - RENTALS HE	1,110.00	0.00	0.00	0.00	1,110.00	0.00	1,110.00
01 2610 440 005	OP OF BLDGS - RENTALS BMS	0.00	0.00	0.00	0.00	0.00	0.00	0.00
01 2610 440 006	OP OF BLDGS - RENTALS AP	0.00	0.00	860.00	0.00	(860.00)	0.00	(860.00)
01 2610 440 007	OP OF BLDGS - RENTALS SE	0.00	0.00	0.00	0.00	0.00	0.00	0.00
01 2610 440 008	OP OF BLDGS - RENTALS BSMS	0.00	0.00	0.00	0.00	0.00	0.00	0.00
01 2610 520 000	OP OF BLDGS - LIABILITY INS DIST	0.00	0.00	0.00	0.00	0.00	0.00	0.00
01 2610 520 001	OP OF BLDGS - LIABILITY INS BHS	0.00	0.00	0.00	0.00	0.00	0.00	0.00
01 2610 520 002	OP OF BLDGS - LIABILITY INS BE	0.00	0.00	0.00	0.00	0.00	0.00	0.00
01 2610 520 003	OP OF BLDGS - LIABILITY INS PC	0.00	0.00	0.00	0.00	0.00	0.00	0.00
01 2610 520 004	OP OF BLDGS - LIABILITY INS HE	0.00	0.00	0.00	0.00	0.00	0.00	0.00
01 2610 520 005	OP OF BLDGS - LIABILITY INS BMS	0.00	0.00	0.00	0.00	0.00	0.00	0.00
01 2610 520 006	OP OF BLDGS - LIABILITY INS AP	0.00	0.00	0.00	0.00	0.00	0.00	0.00
01 2610 520 007	OP OF BLDGS - LIABILITY INS SE	0.00	0.00	0.00	0.00	0.00	0.00	0.00
01 2610 520 008	OP OF BLDGS - LIABILITY INS BSMS	0.00	0.00	0.00	0.00	0.00	0.00	0.00
01 2610 530 000	OP OF BLDGS - TELEPHONE DIST	0.00	0.00	0.00	0.00	0.00	0.00	0.00
01 2610 530 001	OP OF BLDGS - TELEPHONE BHS	0.00	0.00	0.00	0.00	0.00	0.00	0.00
01 2610 530 002	OP OF BLDGS - TELEPHONE BE	0.00	0.00	0.00	0.00	0.00	0.00	0.00
01 2610 530 003	OP OF BLDGS - TELEPHONE PC	0.00	0.00	0.00	0.00	0.00	0.00	0.00
01 2610 530 004	OP OF BLDGS - TELEPHONE HE	0.00	0.00	0.00	0.00	0.00	0.00	0.00
01 2610 530 005	OP OF BLDGS - TELEPHONE BMS	0.00	0.00	0.00	0.00	0.00	0.00	0.00
01 2610 530 006	OP OF BLDGS - TELEPHONE AP	0.00	0.00	0.00	0.00	0.00	0.00	0.00
01 2610 530 007	OP OF BLDGS - TELEPHONE SE	0.00	0.00	0.00	0.00	0.00	0.00	0.00
01 2610 530 008	OP OF BLDGS - TELEPHONE BSMS	0.00	0.00	0.00	0.00	0.00	0.00	0.00
01 2610 531 000	OP OF BLDGS - POSTAGE DIST	25,687.00	0.00	0.00	0.00	25,687.00	0.00	25,687.00

Account Number	Account Description	Revised Budget	Expended During Month	Expenditures to Date	% of Budget	Balance at EOM	P/ O Outstanding	Unencumbered Balance
01 2660 590 004	SECURITY - PURCHASED SERVICES HE	0.00	0.00	0.00	0.00	0.00	0.00	0.00
01 2660 590 005	SECURITY - PURCHASED SERVICES BMS	0.00	0.00	690.42	0.00	(690.42)	0.00	(690.42)
01 2660 590 006	SECURITY - PURCHASED SERVICES AP	0.00	0.00	0.00	0.00	0.00	0.00	0.00
01 2660 590 007	SECURITY - PURCHASED SERVICES SE	0.00	0.00	0.00	0.00	0.00	0.00	0.00
01 2660 590 008	SECURITY - PURCHASED SERVICES BSMS	0.00	0.00	0.00	0.00	0.00	0.00	0.00
01 2660 610 000	SECURITY - SUPPLIES DIST	1,499.00	0.00	0.00	0.00	1,499.00	0.00	1,499.00
01 2660 610 001	SECURITY - SUPPLIES BHS	962.00	0.00	0.00	0.00	962.00	0.00	962.00
01 2660 610 002	SECURITY - SUPPLIES BE	0.00	0.00	0.00	0.00	0.00	0.00	0.00
01 2660 610 003	SECURITY - SUPPLIES PC	0.00	0.00	0.00	0.00	0.00	0.00	0.00
01 2660 610 004	SECURITY - SUPPLIES HE	0.00	0.00	0.00	0.00	0.00	0.00	0.00
01 2660 610 005	SECURITY - SUPPLIES BMS	0.00	0.00	0.00	0.00	0.00	0.00	0.00
01 2660 610 006	SECURITY - SUPPLIES AP	0.00	0.00	0.00	0.00	0.00	0.00	0.00
01 2660 610 007	SECURITY - SUPPLIES SE	0.00	0.00	0.00	0.00	0.00	0.00	0.00
01 2660 610 008	SECURITY - SUPPLIES BSMS	0.00	0.00	233.60	0.00	(233.60)	0.00	(233.60)
01 2660 733 000	SECURITY - FURN & FIXTURES DIST	0.00	0.00	0.00	0.00	0.00	0.00	0.00
01 2660 733 001	SECURITY - FURN & FIXTURES BHS	0.00	0.00	0.00	0.00	0.00	0.00	0.00
01 2660 733 002	SECURITY - FURN & FIXTURES BE	0.00	0.00	0.00	0.00	0.00	0.00	0.00
01 2660 733 003	SECURITY - FURN & FIXTURES PC	0.00	0.00	0.00	0.00	0.00	0.00	0.00
01 2660 733 004	SECURITY - FURN & FIXTURES HE	0.00	0.00	0.00	0.00	0.00	0.00	0.00
01 2660 733 005	SECURITY - FURN & FIXTURES BMS	0.00	0.00	0.00	0.00	0.00	0.00	0.00
01 2660 733 006	SECURITY - FURN & FIXTURES AP	0.00	0.00	0.00	0.00	0.00	0.00	0.00
01 2660 733 007	SECURITY - FURN & FIXTURES SE	0.00	0.00	0.00	0.00	0.00	0.00	0.00
01 2660 733 008	SECURITY - FURN & FIXTURES BSMS	0.00	0.00	0.00	0.00	0.00	0.00	0.00
2660 SECURITY		95,843.00	465.00	86,725.11	90.49	9,117.89	0.00	9,117.89
2710 REGULAR PUPIL TRANSPORTATION								
01 2710 110 000	REG TRANSP - SALARIES NON-INSTR	369,665.00	27,116.27	225,080.82	60.89	144,584.18	0.00	144,584.18
01 2710 120 000	REG TRANSP - SUBS NON-INSTR	0.00	0.00	0.00	0.00	0.00	0.00	0.00
01 2710 130 000	REG TRANSP - OT SALARIES NON-INSTR	16,833.00	805.14	9,496.48	56.42	7,336.52	0.00	7,336.52
01 2710 150 000	REG TRANSP - ADD'L COMP NON-INSTR	1,096.00	6.95	48.65	4.44	1,047.35	0.00	1,047.35
01 2710 210 000	REG TRANSP - GROUP INS NON-INSTR	6,046.00	1,179.19	8,610.29	142.41	(2,564.29)	0.00	(2,564.29)
01 2710 220 000	REG TRANSP - SOC SEC NON-INSTR	30,519.00	2,158.82	18,103.35	59.32	12,415.65	0.00	12,415.65
01 2710 230 000	REG TRANSP - RETIREMENT NON-INSTR	23,255.00	1,979.70	16,775.60	72.14	6,479.40	0.00	6,479.40
01 2710 237 000	REG TRANSP - INCR RET CONTR	7,811.00	196.62	1,666.09	21.33	6,144.91	0.00	6,144.91
01 2710 280 000	REG TRANSP - HEALTH BEN NON-INSTR DIST	4,393.00	356.25	2,493.75	56.77	1,899.25	0.00	1,899.25
01 2710 332 000	REG TRANSP - MILEAGE TO PARENTS	0.00	293.92	3,208.34	0.00	(3,208.34)	0.00	(3,208.34)
01 2710 340 000	REG TRANSP - OTHER PROF SERVICES	0.00	0.00	0.00	0.00	0.00	0.00	0.00
01 2710 490 000	REG TRANSP - REPAIRS & MAINT	92,892.00	22,008.04	92,331.96	100.63	560.04	1,147.64	(587.60)
01 2710 510 000	REG TRANSP - CONTR STUDENT TRANSP	0.00	0.00	0.00	0.00	0.00	0.00	0.00
01 2710 510 001	REG TRANSP - CONTR STUDENT TRANSP BHS	0.00	0.00	0.00	0.00	0.00	0.00	0.00
01 2710 519 000	REG TRANSP - ST TRANSP OTHER SOURCES	367,522.00	37,141.58	223,092.06	60.70	144,429.94	0.00	144,429.94
01 2710 519 001	REG TRANSP - ST TRANSP OTHER SOURCES BHS	338.00	0.00	10,549.09	3,121.03	(10,211.09)	0.00	(10,211.09)
01 2710 610 000	REG TRANSP - SUPPLIES	20,691.00	4,686.92	26,287.20	159.45	(5,596.20)	6,705.33	(12,301.53)
01 2710 626 000	REG TRANSP - GAS & OIL	104,816.00	6,199.91	64,287.63	61.33	40,528.37	0.00	40,528.37
01 2710 732 000	REG TRANSP - VEHICLE ACQUISITION	128,435.00	0.00	0.00	0.00	128,435.00	0.00	128,435.00
01 2710 810 000	REG TRANSP - DUES & FEES	31,881.00	138.99	4,639.79	14.55	27,241.21	0.00	27,241.21
01 2710 890 000	REG TRANSP - OTHER MISC	0.00	0.00	0.00	0.00	0.00	0.00	0.00
2710 REGULAR PUPIL TRANSPORTATION		1,206,193.00	104,268.30	706,671.10	59.24	499,521.90	7,852.97	491,668.93
2712 SCHOOL AGE SPEC ED TRANSPORT								
01 2712 110 000	SPED TRANSP - SALARIES NON-INSTR	235,618.00	19,163.55	144,495.80	61.33	91,122.20	0.00	91,122.20
01 2712 112 000	SPED TRANSP - SALARIES INSTR AIDES	14,452.00	1,283.11	9,459.49	65.45	4,992.51	0.00	4,992.51
01 2712 120 000	SPED TRANSP - SUB NON-INSTR	0.00	0.00	0.00	0.00	0.00	0.00	0.00
01 2712 130 000	SPED TRANSP - OT SALARIES NON-INSTR	1,690.00	322.25	1,509.24	89.30	180.76	0.00	180.76
01 2712 150 000	SPED TRANSP - ADD'L COMP NON-INSTR	978.00	47.09	830.09	84.88	147.91	0.00	147.91
01 2712 152 000	SPED TRANSP - ADD'L COMP INSTR AIDES	0.00	2.84	19.88	0.00	(19.88)	0.00	(19.88)

Account Number	Account Description	Revised Budget	Expended During Month	Expenditures to Date	% of Budget	Balance at EOM	P/ O Outstanding	Unencumbered Balance
01 2712 210 000	SPED TRANSP - GROUP INS NON-INSTR	18,091.00	1,387.14	9,606.84	53.10	8,484.16	0.00	8,484.16
01 2712 212 000	SPED TRANSP - GROUP INS INSTR AIDES	4,550.00	340.60	2,384.20	52.40	2,165.80	0.00	2,165.80
01 2712 220 000	SPED TRANSP - SOC SEC NON-INSTR	19,633.00	1,569.77	11,761.44	59.91	7,871.56	0.00	7,871.56
01 2712 222 000	SPED TRANSP - SOC SEC INSTR AIDES	1,133.00	98.12	723.44	63.85	409.56	0.00	409.56
01 2712 230 000	SPED TRANSP - RETIREMENT NON-INSTR	14,736.00	1,432.21	10,768.11	73.07	3,967.89	0.00	3,967.89
01 2712 232 000	SPED TRANSP - RETIREMENT INSTR AIDES	895.00	94.31	695.26	77.68	199.74	0.00	199.74
01 2712 237 000	SPED TRANSP - INCR RET CONTR	5,304.00	151.62	1,138.55	21.47	4,165.45	0.00	4,165.45
01 2712 280 000	SPED TRANSP - HEALTH BEN NON-INSTR	12,075.00	1,000.00	7,000.00	57.97	5,075.00	0.00	5,075.00
01 2712 332 000	SPED TRANSP - MILEAGE TO PARENTS	0.00	1,727.00	5,910.20	0.00	(5,910.20)	0.00	(5,910.20)
01 2712 490 000	SPED TRANSP - REPAIRS & MAINT	15,896.00	61.44	22,190.88	143.78	(6,294.88)	663.75	(6,958.63)
01 2712 519 000	SPED TRANSP - ST TRANSP OTHER SOURCES	68,820.00	6,456.56	31,006.38	45.05	37,813.62	0.00	37,813.62
01 2712 610 000	SPED TRANSP - SUPPLIES	0.00	0.00	0.00	0.00	0.00	0.00	0.00
01 2712 626 000	SPED TRANSP - GAS & OIL	29,388.00	2,267.09	16,276.59	55.39	13,111.41	0.00	13,111.41
01 2712 732 000	SPED TRANSP - VEHICLE ACQUISITION	0.00	0.00	0.00	0.00	0.00	0.00	0.00
01 2712 890 000	SPED TRANSP - OTHER MISC	1,725.00	0.00	0.00	0.00	1,725.00	0.00	1,725.00
2712	SCHOOL AGE SPEC ED TRANSPORT	444,984.00	37,404.70	275,776.39	62.12	169,207.61	663.75	168,543.86
3400	CATEGORICAL GRANTS FROM CORPORATIONS & O							
01 3400 890 000	CAT GRANTS FROM CORP - OTHER MISC DIST	0.00	0.00	0.00	0.00	0.00	0.00	0.00
3400	CATEGORICAL GRANTS FROM CORPORATIONS & O	0.00	0.00	0.00	0.00	0.00	0.00	0.00
3535	HIGH ABILITY LEARNERS							
01 3535 111 000	HAL - SALARIES TEACHERS DIST	79,533.00	0.00	0.00	0.00	79,533.00	0.00	79,533.00
01 3535 111 002	HAL - SALARIES TEACHERS BE	0.00	6,178.96	43,252.72	0.00	(43,252.72)	0.00	(43,252.72)
01 3535 111 003	HAL - SALARIES TEACHERS PC	0.00	0.00	0.00	0.00	0.00	0.00	0.00
01 3535 111 004	HAL - SALARIES TEACHERS HE	39,767.00	3,089.48	21,626.36	54.38	18,140.64	0.00	18,140.64
01 3535 111 005	HAL - SALARIES TEACHERS BMS	0.00	0.00	0.00	0.00	0.00	0.00	0.00
01 3535 111 006	HAL - SALARIES TEACHERS AP	39,767.00	3,089.48	21,626.36	54.38	18,140.64	0.00	18,140.64
01 3535 111 007	HAL - SALARIES TEACHERS SE	0.00	0.00	0.00	0.00	0.00	0.00	0.00
01 3535 111 008	HAL - SALARIES TEACHERS BSMS	81,671.00	6,341.56	44,390.92	54.35	37,280.08	0.00	37,280.08
01 3535 151 000	HAL - ADD'L COMP TEACHERS DIST	0.00	0.00	0.00	0.00	0.00	0.00	0.00
01 3535 151 002	HAL - ADD'L COMP TEACHERS BE	160.00	13.59	95.13	59.46	64.87	0.00	64.87
01 3535 151 003	HAL - ADD'L COMP TEACHERS PC	0.00	0.00	0.00	0.00	0.00	0.00	0.00
01 3535 151 004	HAL - ADD'L COMP TEACHERS HE	0.00	6.80	47.60	0.00	(47.60)	0.00	(47.60)
01 3535 151 005	HAL - ADD'L COMP TEACHERS BMS	0.00	0.00	0.00	0.00	0.00	0.00	0.00
01 3535 151 006	HAL - ADD'L COMP TEACHERS AP	0.00	6.79	47.53	0.00	(47.53)	0.00	(47.53)
01 3535 151 007	HAL - ADD'L COMP TEACHERS SE	0.00	0.00	0.00	0.00	0.00	0.00	0.00
01 3535 151 008	HAL - ADD'L COMP TEACHERS BSMS	164.00	10.59	74.13	45.20	89.87	0.00	89.87
01 3535 211 000	HAL - GROUP INS TEACHERS DIST	32,815.00	0.00	0.00	0.00	32,815.00	0.00	32,815.00
01 3535 211 002	HAL - GROUP INS TEACHERS BE	0.00	2,456.90	17,198.30	0.00	(17,198.30)	0.00	(17,198.30)
01 3535 211 003	HAL - GROUP INS TEACHERS PC	0.00	0.00	0.00	0.00	0.00	0.00	0.00
01 3535 211 004	HAL - GROUP INS TEACHERS HE	2,747.00	1,228.46	8,599.22	313.04	(5,852.22)	0.00	(5,852.22)
01 3535 211 005	HAL - GROUP INS TEACHERS BMS	0.00	0.00	0.00	0.00	0.00	0.00	0.00
01 3535 211 006	HAL - GROUP INS TEACHERS AP	2,747.00	1,228.44	8,599.08	313.04	(5,852.08)	0.00	(5,852.08)
01 3535 211 007	HAL - GROUP INS TEACHERS SE	0.00	0.00	0.00	0.00	0.00	0.00	0.00
01 3535 211 008	HAL - GROUP INS TEACHERS BSMS	21,543.00	1,846.22	12,923.54	59.99	8,619.46	0.00	8,619.46
01 3535 221 000	HAL - SOC SEC TEACHERS DIST	6,101.00	0.00	0.00	0.00	6,101.00	0.00	6,101.00
01 3535 221 002	HAL - SOC SEC TEACHERS BE	0.00	464.54	3,251.76	0.00	(3,251.76)	0.00	(3,251.76)
01 3535 221 003	HAL - SOC SEC TEACHERS PC	0.00	0.00	0.00	0.00	0.00	0.00	0.00
01 3535 221 004	HAL - SOC SEC TEACHERS HE	3,313.00	232.53	1,627.71	49.13	1,685.29	0.00	1,685.29
01 3535 221 005	HAL - SOC SEC TEACHERS BMS	0.00	0.00	0.00	0.00	0.00	0.00	0.00
01 3535 221 006	HAL - SOC SEC TEACHERS AP	3,313.00	232.50	1,627.50	49.12	1,685.50	0.00	1,685.50
01 3535 221 007	HAL - SOC SEC TEACHERS SE	0.00	0.00	0.00	0.00	0.00	0.00	0.00
01 3535 221 008	HAL - SOC SEC TEACHERS BSMS	6,339.00	470.15	3,273.93	51.65	3,065.07	0.00	3,065.07
01 3535 231 000	HAL - RETIREMENT TEACHERS DIST	4,927.00	0.00	0.00	0.00	4,927.00	0.00	4,927.00
01 3535 231 002	HAL - RETIREMENT TEACHERS BE	0.00	454.15	3,179.05	0.00	(3,179.05)	0.00	(3,179.05)

04/09/2026 05:09 PM

User ID: MDT

Account Number	Account Description	Revised Budget	Expended During Month	Expenditures to Date	% of Budget	Balance at EOM	P/ O Outstanding	Unencumbered Balance
01 3535 231 003	HAL - RETIREMENT TEACHERS PC	0.00	0.00	0.00	0.00	0.00	0.00	0.00
01 3535 231 004	HAL - RETIREMENT TEACHERS HE	2,463.00	227.08	1,589.56	64.54	873.44	0.00	873.44
01 3535 231 005	HAL - RETIREMENT TEACHERS BMS	0.00	0.00	0.00	0.00	0.00	0.00	0.00
01 3535 231 006	HAL - RETIREMENT TEACHERS AP	2,463.00	227.07	1,589.49	64.53	873.51	0.00	873.51
01 3535 231 007	HAL - RETIREMENT TEACHERS SE	0.00	0.00	0.00	0.00	0.00	0.00	0.00
01 3535 231 008	HAL - RETIREMENT TEACHERS BSMS	5,059.00	466.10	3,262.71	64.49	1,796.29	0.00	1,796.29
01 3535 237 000	HAL - INCR RET CONTR DIST	1,494.00	0.00	0.00	0.00	1,494.00	0.00	1,494.00
01 3535 237 002	HAL - INCR RET CONTR BE	0.00	45.11	315.76	0.00	(315.76)	0.00	(315.76)
01 3535 237 003	HAL - INCR RET CONTR PC	0.00	0.00	0.00	0.00	0.00	0.00	0.00
01 3535 237 004	HAL - INCR RET CONTR HE	747.00	22.56	157.92	21.14	589.08	0.00	589.08
01 3535 237 005	HAL - INCR RET CONTR BMS	0.00	0.00	0.00	0.00	0.00	0.00	0.00
01 3535 237 006	HAL - INCR RET CONTR AP	747.00	22.55	157.85	21.13	589.15	0.00	589.15
01 3535 237 007	HAL - INCR RET CONTR SE	0.00	0.00	0.00	0.00	0.00	0.00	0.00
01 3535 237 008	HAL - INCR RET CONTR BSMS	1,534.00	46.29	324.04	21.12	1,209.96	0.00	1,209.96
01 3535 281 002	HAL - HEALTH BEN TEACHERS BE	0.00	0.00	0.00	0.00	0.00	0.00	0.00
01 3535 281 003	HAL - HEALTH BEN TEACHERS PC	0.00	0.00	0.00	0.00	0.00	0.00	0.00
01 3535 281 004	HAL - HEALTH BEN TEACHERS HE	2,441.00	0.00	0.00	0.00	2,441.00	0.00	2,441.00
01 3535 281 005	HAL - HEALTH BEN TEACHERS BMS	0.00	0.00	0.00	0.00	0.00	0.00	0.00
01 3535 281 006	HAL - HEALTH TEACHERS AP	2,441.00	0.00	0.00	0.00	2,441.00	0.00	2,441.00
01 3535 281 007	HAL - HEALTH TEACHERS SE	0.00	0.00	0.00	0.00	0.00	0.00	0.00
01 3535 281 008	HAL - HEALTH BEN TEACHERS BSMS	0.00	0.00	0.00	0.00	0.00	0.00	0.00
01 3535 580 000	HAL - TRAVEL & MILEAGE DIST	2,678.00	272.97	1,323.25	49.41	1,354.75	0.00	1,354.75
01 3535 580 002	HAL - TRAVEL & MILEAGE BE	0.00	0.00	0.00	0.00	0.00	0.00	0.00
01 3535 580 003	HAL - TRAVEL & MILEAGE PC	0.00	0.00	0.00	0.00	0.00	0.00	0.00
01 3535 580 004	HAL - TRAVEL & MILEAGE HE	0.00	0.00	0.00	0.00	0.00	0.00	0.00
01 3535 580 005	HAL - TRAVEL & MILEAGE BMS	0.00	0.00	0.00	0.00	0.00	0.00	0.00
01 3535 580 006	HAL - TRAVEL & MILEAGE AP	0.00	0.00	0.00	0.00	0.00	0.00	0.00
01 3535 580 007	HAL - TRAVEL & MILEAGE SE	0.00	0.00	0.00	0.00	0.00	0.00	0.00
01 3535 580 008	HAL - TRAVEL & MILEAGE BSMS	0.00	0.00	0.00	0.00	0.00	0.00	0.00
01 3535 610 000	HAL - SUPPLIES DIST	5,507.00	333.62	3,127.67	58.62	2,379.33	100.47	2,278.86
01 3535 640 000	HAL - BOOKS & PER DIST	0.00	0.00	0.00	0.00	0.00	0.00	0.00
01 3535 733 002	HAL - FURN & EQUIP BE	0.00	0.00	0.00	0.00	0.00	0.00	0.00
01 3535 733 003	HAL - FURN & EQUIP PC	0.00	0.00	0.00	0.00	0.00	0.00	0.00
01 3535 733 004	HAL - FURN & EQUIP HE	0.00	0.00	0.00	0.00	0.00	0.00	0.00
01 3535 733 005	HAL - FURN & EQUIP BMS	0.00	0.00	0.00	0.00	0.00	0.00	0.00
01 3535 733 006	HAL - FURN & EQUIP AP	0.00	0.00	0.00	0.00	0.00	0.00	0.00
01 3535 733 007	HAL - FURN & EQUIP SE	0.00	0.00	0.00	0.00	0.00	0.00	0.00
01 3535 733 008	HAL - FURN & EQUIP BSMS	0.00	0.00	0.00	0.00	0.00	0.00	0.00
01 3535 734 002	HAL - HARDWARE BE	0.00	0.00	0.00	0.00	0.00	0.00	0.00
01 3535 734 003	HAL - HARDWARE PC	0.00	0.00	0.00	0.00	0.00	0.00	0.00
01 3535 734 004	HAL - HARDWARE HE	0.00	0.00	0.00	0.00	0.00	0.00	0.00
01 3535 734 005	HAL - HARDWARE BMS	0.00	0.00	0.00	0.00	0.00	0.00	0.00
01 3535 734 006	HAL - HARDWARE AP	0.00	0.00	0.00	0.00	0.00	0.00	0.00
01 3535 734 007	HAL - HARDWARE SE	0.00	0.00	0.00	0.00	0.00	0.00	0.00
01 3535 734 008	HAL - HARDWARE BSMS	0.00	0.00	0.00	0.00	0.00	0.00	0.00
01 3535 735 002	HAL - SOFTWARE BE	0.00	0.00	0.00	0.00	0.00	0.00	0.00
01 3535 735 003	HAL - SOFTWARE PC	0.00	0.00	0.00	0.00	0.00	0.00	0.00
01 3535 735 004	HAL - SOFTWARE HE	0.00	0.00	0.00	0.00	0.00	0.00	0.00
01 3535 735 005	HAL - SOFTWARE BMS	0.00	0.00	0.00	0.00	0.00	0.00	0.00
01 3535 735 006	HAL - SOFTWARE AP	0.00	0.00	0.00	0.00	0.00	0.00	0.00
01 3535 735 007	HAL - SOFTWARE SE	0.00	0.00	0.00	0.00	0.00	0.00	0.00
01 3535 735 008	HAL - SOFTWARE BSMS	0.00	0.00	0.00	0.00	0.00	0.00	0.00
01 3535 810 000	HAL - DUES & FEES DIST	2,923.00	200.00	968.50	84.35	1,954.50	1,497.00	457.50
01 3535 810 001	HAL - DUES & FEES BHS	0.00	0.00	0.00	0.00	0.00	0.00	0.00
01 3535 810 002	HAL - DUES & FEES BE	0.00	0.00	199.00	0.00	(199.00)	0.00	(199.00)

04/09/2026 05:09 PM

User ID: MDT

Account Number	Account Description	Revised Budget	Expended During Month	Expenditures to Date	% of Budget	Balance at EOM	P/ O Outstanding	Unencumbered Balance
01 6412 111 004	IDEA B PRO SHARE - SALARIES TEACHERS HE	0.00	0.00	0.00	0.00	0.00	0.00	0.00
01 6412 111 006	IDEA B PRO SHARE - SALARIES TEACHERS AP	11,289.00	1,103.11	7,721.77	68.40	3,567.23	0.00	3,567.23
01 6412 111 007	IDEA B PRO SHARE - SALARIES TEACHERS SE	10,583.00	0.00	0.00	0.00	10,583.00	0.00	10,583.00
01 6412 151 000	IDEA B PRO SHARE - ADD'L COMP TEACHERS DIST	0.00	0.00	0.00	0.00	0.00	0.00	0.00
01 6412 211 000	IDEA B PRO SHARE - GROUP INS TEACHERS DIST	0.00	0.00	0.00	0.00	0.00	0.00	0.00
01 6412 211 002	IDEA B PRO SHARE - GROUP INS TEACHERS BE	0.00	0.00	0.00	0.00	0.00	0.00	0.00
01 6412 211 004	IDEA B PRO SHARE - GROUP INS TEACHERS HE	0.00	0.00	0.00	0.00	0.00	0.00	0.00
01 6412 211 006	IDEA B PRO SHARE - GROUP INS TEACHERS/PROF AP	4,935.00	295.04	2,065.28	41.85	2,869.72	0.00	2,869.72
01 6412 211 007	IDEA B PRO SHARE - GROUP INS TEACHERS/PROF SE	0.00	0.00	0.00	0.00	0.00	0.00	0.00
01 6412 221 000	IDEA B PRO SHARE - SOC SEC TEACHERS DIST	0.00	0.00	0.00	0.00	0.00	0.00	0.00
01 6412 221 002	IDEA B PRO SHARE - SOC SEC TEACHERS BE	0.00	0.00	0.00	0.00	0.00	0.00	0.00
01 6412 221 004	IDEA B PRO SHARE - SOC SEC TEACHERS HE	0.00	0.00	0.00	0.00	0.00	0.00	0.00
01 6412 221 006	IDEA B PRO SHARE - SOC SEC TEACHERS/PROF AP	839.00	81.11	567.77	67.67	271.23	0.00	271.23
01 6412 221 007	IDEA B PRO SHARE - SOC SEC TEACHERS/PROF SE	828.00	0.00	0.00	0.00	828.00	0.00	828.00
01 6412 231 000	IDEA B PRO SHARE - RETIREMENT TEACHERS DIST	0.00	0.00	0.00	0.00	0.00	0.00	0.00
01 6412 231 002	IDEA B PRO SHARE - RETIREMENT TEACHERS BE	0.00	0.00	0.00	0.00	0.00	0.00	0.00
01 6412 231 004	IDEA B PRO SHARE - RETIREMENT TEACHERS HE	0.00	0.00	0.00	0.00	0.00	0.00	0.00
01 6412 231 006	IDEA B PRO SHARE - RETIREMENT TEACHERS/PROF AP	700.00	81.08	567.56	81.08	132.44	0.00	132.44
01 6412 231 007	IDEA B PRO SHARE - RETIREMENT TEACHERS/PROF SE	656.00	0.00	0.00	0.00	656.00	0.00	656.00
01 6412 237 000	IDEA B PRO SHARE - INCR RET CONTR DIST	0.00	0.00	0.00	0.00	0.00	0.00	0.00
01 6412 237 002	IDEA B PRO SHARE - INCR RET CONTR BE	0.00	0.00	0.00	0.00	0.00	0.00	0.00
01 6412 237 004	IDEA B PRO SHARE - INCR RET CONTR HE	0.00	0.00	0.00	0.00	0.00	0.00	0.00
01 6412 237 006	IDEA B PRO SHARE - INCR RET CONTR AP	211.00	8.05	56.35	26.71	154.65	0.00	154.65
01 6412 237 007	IDEA B PRO SHARE - INCR RET CONTR SE	199.00	0.00	0.00	0.00	199.00	0.00	199.00
01 6412 281 000	IDEA B PRO SHARE - HEALTH BEN TEACHERS DIST	0.00	0.00	0.00	0.00	0.00	0.00	0.00
01 6412 281 002	IDEA B PRO SHARE - HEALTH BEN TEACHERS BE	0.00	0.00	0.00	0.00	0.00	0.00	0.00
01 6412 281 004	IDEA B PRO SHARE - HEALTH BEN TEACHERS HE	0.00	0.00	0.00	0.00	0.00	0.00	0.00
01 6412 320 000	IDEA B PRO SHARE - PROF ED SERVICES DIST	0.00	0.00	0.00	0.00	0.00	0.00	0.00
01 6412 590 000	IDEA B PRO SHARE - PURCH SERVICES DIST	0.00	0.00	0.00	0.00	0.00	0.00	0.00
6412	IDEA PART B PROPORTIONATE SHARE	30,240.00	1,568.39	10,978.73	36.31	19,261.27	0.00	19,261.27
6421	IDEA ARP Part B 611							
01 6421 111 002	IDEA ARP B 611 - SALARIES TEACHERS BE	0.00	0.00	0.00	0.00	0.00	0.00	0.00
01 6421 111 006	IDEA ARP B 611 - SALARIES TEACHERS AP	0.00	0.00	0.00	0.00	0.00	0.00	0.00
01 6421 123 002	IDEA ARP B 611 - SUB SALARIES TEACHERS BE	0.00	0.00	0.00	0.00	0.00	0.00	0.00
01 6421 123 006	IDEA ARP B 611 - SUB SALARIES TEACHERS AP	0.00	0.00	0.00	0.00	0.00	0.00	0.00
01 6421 151 002	IDEA ARP B 611 - ADD'L COMP TEACHERS BE	0.00	0.00	0.00	0.00	0.00	0.00	0.00
01 6421 151 006	IDEA ARP B 611 - ADD'L COMP TEACHERS AP	0.00	0.00	0.00	0.00	0.00	0.00	0.00
01 6421 211 002	IDEA ARP B 611 - GROUP INS TEACHERS BE	0.00	0.00	0.00	0.00	0.00	0.00	0.00
01 6421 211 006	IDEA ARP B 611 - GROUP INS TEACHERS AP	0.00	0.00	0.00	0.00	0.00	0.00	0.00
01 6421 221 002	IDEA ARP B 611 - SOC SEC TEACHERS BE	0.00	0.00	0.00	0.00	0.00	0.00	0.00
01 6421 221 006	IDEA ARP B 611 - SOC SEC TEACHERS AP	0.00	0.00	0.00	0.00	0.00	0.00	0.00
01 6421 223 002	IDEA ARP B 611 - SOC SEC SUB TEACHERS BE	0.00	0.00	0.00	0.00	0.00	0.00	0.00
01 6421 223 006	IDEA ARP B 611 - SOC SEC SUB TEACHERS AP	0.00	0.00	0.00	0.00	0.00	0.00	0.00
01 6421 231 002	IDEA ARP B 611 - RETIREMENT TEACHERS BE	0.00	0.00	0.00	0.00	0.00	0.00	0.00
01 6421 231 006	IDEA ARP B 611 - RETIREMENT TEACHERS AP	0.00	0.00	0.00	0.00	0.00	0.00	0.00
01 6421 237 002	IDEA ARP B 611 - INCR RET CONTR BE	0.00	0.00	0.00	0.00	0.00	0.00	0.00
01 6421 237 006	IDEA ARP B 611 - INCR RET CONTR AP	0.00	0.00	0.00	0.00	0.00	0.00	0.00
01 6421 281 002	IDEA ARP B 611 - HEALTH BEN TEACHERS BE	0.00	0.00	0.00	0.00	0.00	0.00	0.00
01 6421 281 006	IDEA ARP B 611 - HEALTH BEN TEACHERS AP	0.00	0.00	0.00	0.00	0.00	0.00	0.00
01 6421 590 002	IDEA ARP B 611 - PURCHASED SERVICES BE	0.00	0.00	0.00	0.00	0.00	0.00	0.00
01 6421 590 006	IDEA ARP B 611 - PURCHASED SERVICES AP	0.00	0.00	0.00	0.00	0.00	0.00	0.00
01 6421 610 006	IDEA ARP B 611 - SUPPLIES AP	0.00	0.00	0.00	0.00	0.00	0.00	0.00
6421	IDEA ARP Part B 611	0.00	0.00	0.00	0.00	0.00	0.00	0.00
6422	IDEA ARP Part B 619							

Account Number	Account Description	Revised Budget	Expended During Month	Expenditures to Date	% of Budget	Balance at EOM	P/ O Outstanding	Unencumbered Balance
01 8000 913 008	TRANSFERS TO ACTIVITY FUND BSMS	12,500.00	0.00	0.00	0.00	12,500.00	0.00	12,500.00
8000	TRANSFERS (OUTGOING)	75,000.00	0.00	0.00	0.00	75,000.00	0.00	75,000.00
9000	NON-PROGRAM EXPENDITURES							
01 9000 890 000	NON-PROG EXP - OTHER MISC DIST	0.00	0.00	0.00	0.00	0.00	0.00	0.00
01 9000 890 001	NON-PROG EXP - OTHER MISC BHS	0.00	0.00	0.00	0.00	0.00	0.00	0.00
01 9000 890 002	NON-PROG EXP - OTHER MISC BE	0.00	0.00	0.00	0.00	0.00	0.00	0.00
01 9000 890 003	NON-PROG EXP - OTHER MISC PC	0.00	0.00	0.00	0.00	0.00	0.00	0.00
01 9000 890 004	NON-PROG EXP - OTHER MISC HE	0.00	0.00	0.00	0.00	0.00	0.00	0.00
01 9000 890 005	NON-PROG EXP - OTHER MISC BMS	0.00	0.00	0.00	0.00	0.00	0.00	0.00
01 9000 890 006	NON-PROG EXP - OTHER MISC AP	0.00	0.00	0.00	0.00	0.00	0.00	0.00
01 9000 890 007	NON-PROG EXP - OTHER MISC SE	0.00	0.00	0.00	0.00	0.00	0.00	0.00
01 9000 890 008	NON-PROG EXP - OTHER MISC BSMS	0.00	0.00	0.00	0.00	0.00	0.00	0.00
9000	NON-PROGRAM EXPENDITURES	0.00	0.00	0.00	0.00	0.00	0.00	0.00
01	GENERAL FUND CHECKING	56,980,007.00	4,163,621.08	29,919,034.32	52.90	27,060,972.68	222,220.99	26,838,751.69

04/09/2026 05:09 PM

User ID: MDT

Account Number	Account Description	Revised Budget	Expended During Month	Expenditures to Date	% of Budget	Balance at EOM	P/ O Outstanding	Unencumbered Balance
02	NUTRITION SERVICES							
3100	FOOD SERVICE OPERATIONS							
02 3100 110 000	SALARIES COOKS DIST	0.00	7,562.19	52,935.33	0.00	(52,935.33)	0.00	(52,935.33)
02 3100 110 001	SALARIES COOKS BHS	0.00	10,688.68	75,376.53	0.00	(75,376.53)	0.00	(75,376.53)
02 3100 110 002	SALARIES COOKS BE	0.00	6,027.93	44,836.63	0.00	(44,836.63)	0.00	(44,836.63)
02 3100 110 003	SALARIES COOKS PC	0.00	8,039.08	58,307.31	0.00	(58,307.31)	0.00	(58,307.31)
02 3100 110 004	SALARIES COOKS HE	0.00	6,935.19	50,101.11	0.00	(50,101.11)	0.00	(50,101.11)
02 3100 110 005	SALARIES COOKS BMS	0.00	8,721.60	65,432.06	0.00	(65,432.06)	0.00	(65,432.06)
02 3100 110 006	SALARIES COOKS AP	0.00	6,665.40	46,219.66	0.00	(46,219.66)	0.00	(46,219.66)
02 3100 110 007	SALARIES COOKS SE	0.00	4,408.35	30,376.25	0.00	(30,376.25)	0.00	(30,376.25)
02 3100 110 008	SALARIES COOKS BSMS	0.00	8,410.88	65,119.71	0.00	(65,119.71)	0.00	(65,119.71)
02 3100 120 001	SUB COOK SALARIES BHS	0.00	2,534.30	22,954.23	0.00	(22,954.23)	0.00	(22,954.23)
02 3100 120 002	SUB COOK SALARIES BE	0.00	85.60	976.93	0.00	(976.93)	0.00	(976.93)
02 3100 120 003	SUB COOK SALARIES PC	0.00	171.84	1,810.42	0.00	(1,810.42)	0.00	(1,810.42)
02 3100 120 004	SUB COOK SALARIES HE	0.00	57.82	2,183.32	0.00	(2,183.32)	0.00	(2,183.32)
02 3100 120 005	SUB COOK SALARIES BMS	0.00	0.00	66.22	0.00	(66.22)	0.00	(66.22)
02 3100 120 006	SUB COOK SALARIES AP	0.00	0.00	4,360.99	0.00	(4,360.99)	0.00	(4,360.99)
02 3100 120 007	SUB COOK SALARIES SE	0.00	1,082.22	11,241.24	0.00	(11,241.24)	0.00	(11,241.24)
02 3100 120 008	SUB COOK SALARIES BSMS	0.00	1,501.63	8,068.38	0.00	(8,068.38)	0.00	(8,068.38)
02 3100 130 000	OT COOKS DIST	0.00	0.00	0.00	0.00	0.00	0.00	0.00
02 3100 130 001	OT COOKS BHS	0.00	0.00	34.90	0.00	(34.90)	0.00	(34.90)
02 3100 130 002	OT COOKS BE	0.00	0.00	0.00	0.00	0.00	0.00	0.00
02 3100 130 003	OT COOKS PC	0.00	0.00	0.00	0.00	0.00	0.00	0.00
02 3100 130 004	OT COOKS HE	0.00	0.00	0.00	0.00	0.00	0.00	0.00
02 3100 130 005	OT COOKS BMS	0.00	0.00	0.00	0.00	0.00	0.00	0.00
02 3100 130 006	OT COOKS AP	0.00	0.00	24.09	0.00	(24.09)	0.00	(24.09)
02 3100 130 007	OT COOKS SE	0.00	0.00	0.00	0.00	0.00	0.00	0.00
02 3100 130 008	OT COOKS BSMS	0.00	0.00	0.00	0.00	0.00	0.00	0.00
02 3100 150 000	ADD'L COMP COOKS DIST	0.00	16.64	116.48	0.00	(116.48)	0.00	(116.48)
02 3100 150 001	ADD'L COMP COOKS BHS	0.00	20.63	144.41	0.00	(144.41)	0.00	(144.41)
02 3100 150 002	ADD'L COMP COOKS BE	0.00	12.25	85.75	0.00	(85.75)	0.00	(85.75)
02 3100 150 003	ADD'L COMP COOKS PC	0.00	11.66	81.62	0.00	(81.62)	0.00	(81.62)
02 3100 150 004	ADD'L COMP COOKS HE	0.00	15.85	110.95	0.00	(110.95)	0.00	(110.95)
02 3100 150 005	ADD'L COMP COOKS BMS	0.00	16.55	115.85	0.00	(115.85)	0.00	(115.85)
02 3100 150 006	ADD'L COMP COOKS AP	0.00	13.90	119.30	0.00	(119.30)	0.00	(119.30)
02 3100 150 007	ADD'L COMP COOKS SE	0.00	6.92	48.44	0.00	(48.44)	0.00	(48.44)
02 3100 150 008	ADD'L COMP COOKS BSMS	0.00	17.11	119.77	0.00	(119.77)	0.00	(119.77)
02 3100 210 000	GROUP INS COOKS DIST	0.00	2,456.90	17,198.30	0.00	(17,198.30)	0.00	(17,198.30)
02 3100 210 001	GROUP INS COOKS BHS	0.00	695.89	4,858.63	0.00	(4,858.63)	0.00	(4,858.63)
02 3100 210 002	GROUP INS COOKS BE	0.00	685.39	4,797.73	0.00	(4,797.73)	0.00	(4,797.73)
02 3100 210 003	GROUP INS COOKS PC	0.00	10.50	71.62	0.00	(71.62)	0.00	(71.62)
02 3100 210 004	GROUP INS COOKS HE	0.00	687.49	4,808.23	0.00	(4,808.23)	0.00	(4,808.23)
02 3100 210 005	GROUP INS COOKS BMS	0.00	41.23	288.61	0.00	(288.61)	0.00	(288.61)
02 3100 210 006	GROUP INS COOKS AP	0.00	39.13	267.39	0.00	(267.39)	0.00	(267.39)
02 3100 210 007	GROUP INS COOKS SE	0.00	4.20	27.30	0.00	(27.30)	0.00	(27.30)
02 3100 210 008	GROUP INS COOKS BSMS	0.00	686.44	4,805.08	0.00	(4,805.08)	0.00	(4,805.08)
02 3100 220 000	SOC SEC COOKS DIST	0.00	569.64	3,987.48	0.00	(3,987.48)	0.00	(3,987.48)
02 3100 220 001	SOC SEC COOKS BHS	0.00	1,012.65	7,532.63	0.00	(7,532.63)	0.00	(7,532.63)
02 3100 220 002	SOC SEC COOKS BE	0.00	411.48	3,111.30	0.00	(3,111.30)	0.00	(3,111.30)
02 3100 220 003	SOC SEC COOKS PC	0.00	647.20	4,732.29	0.00	(4,732.29)	0.00	(4,732.29)
02 3100 220 004	SOC SEC COOKS HE	0.00	531.67	3,982.56	0.00	(3,982.56)	0.00	(3,982.56)
02 3100 220 005	SOC SEC COOKS BMS	0.00	684.66	5,132.89	0.00	(5,132.89)	0.00	(5,132.89)
02 3100 220 006	SOC SEC COOKS AP	0.00	521.31	3,952.73	0.00	(3,952.73)	0.00	(3,952.73)
02 3100 220 007	SOC SEC COOKS SE	0.00	439.69	3,320.44	0.00	(3,320.44)	0.00	(3,320.44)
02 3100 220 008	SOC SEC COOKS BSMS	0.00	759.13	5,604.51	0.00	(5,604.51)	0.00	(5,604.51)

04/09/2026 05:09 PM

User ID: MDT

Account Number	Account Description	Revised Budget	Expended During Month	Expenditures to Date	% of Budget	Balance at EOM	P/ O Outstanding	Unencumbered Balance
02 3100 230 000	RETIREMENT COOKS DIST	0.00	555.82	3,890.74	0.00	(3,890.74)	0.00	(3,890.74)
02 3100 230 001	RETIREMENT COOKS BHS	0.00	917.14	6,536.48	0.00	(6,536.48)	0.00	(6,536.48)
02 3100 230 002	RETIREMENT COOKS BE	0.00	443.06	3,295.48	0.00	(3,295.48)	0.00	(3,295.48)
02 3100 230 003	RETIREMENT COOKS PC	0.00	590.89	4,285.60	0.00	(4,285.60)	0.00	(4,285.60)
02 3100 230 004	RETIREMENT COOKS HE	0.00	509.74	3,682.45	0.00	(3,682.45)	0.00	(3,682.45)
02 3100 230 005	RETIREMENT COOKS BMS	0.00	641.03	4,809.24	0.00	(4,809.24)	0.00	(4,809.24)
02 3100 230 006	RETIREMENT COOKS AP	0.00	489.90	3,400.53	0.00	(3,400.53)	0.00	(3,400.53)
02 3100 230 007	RETIREMENT COOKS SE	0.00	324.02	2,232.68	0.00	(2,232.68)	0.00	(2,232.68)
02 3100 230 008	RETIREMENT COOKS BSMS	0.00	618.21	4,786.33	0.00	(4,786.33)	0.00	(4,786.33)
02 3100 237 000	INCR RET CONTR DIST	0.00	55.20	386.40	0.00	(386.40)	0.00	(386.40)
02 3100 237 001	INCR RET CONTR BHS	0.00	91.09	649.18	0.00	(649.18)	0.00	(649.18)
02 3100 237 002	INCR RET CONTR BE	0.00	44.01	327.32	0.00	(327.32)	0.00	(327.32)
02 3100 237 003	INCR RET CONTR PC	0.00	58.69	425.69	0.00	(425.69)	0.00	(425.69)
02 3100 237 004	INCR RET CONTR HE	0.00	50.63	365.74	0.00	(365.74)	0.00	(365.74)
02 3100 237 005	INCR RET CONTR BMS	0.00	63.67	477.66	0.00	(477.66)	0.00	(477.66)
02 3100 237 006	INCR RET CONTR AP	0.00	48.66	337.75	0.00	(337.75)	0.00	(337.75)
02 3100 237 007	INCR RET CONTR SE	0.00	32.18	221.74	0.00	(221.74)	0.00	(221.74)
02 3100 237 008	INCR RET CONTR BSMS	0.00	61.39	475.35	0.00	(475.35)	0.00	(475.35)
02 3100 280 000	HEALTH BEN COOKS DIST	0.00	0.00	0.00	0.00	0.00	0.00	0.00
02 3100 280 001	HEALTH BEN NON-INSTR BHS	0.00	0.00	0.00	0.00	0.00	0.00	0.00
02 3100 280 002	HEALTH BEN NON-INSTR BE	0.00	0.00	0.00	0.00	0.00	0.00	0.00
02 3100 280 003	HEALTH BEN NON-INSTR PC	0.00	250.00	1,750.00	0.00	(1,750.00)	0.00	(1,750.00)
02 3100 280 004	HEALTH BEN NON-INSTR HE	0.00	0.00	0.00	0.00	0.00	0.00	0.00
02 3100 280 005	HEALTH BEN NON-INSTR BMS	0.00	218.22	1,527.54	0.00	(1,527.54)	0.00	(1,527.54)
02 3100 280 006	HEALTH BEN NON-INSTR AP	0.00	218.22	1,527.54	0.00	(1,527.54)	0.00	(1,527.54)
02 3100 280 007	HEALTH BEN NON-INSTR SE	0.00	250.00	1,750.00	0.00	(1,750.00)	0.00	(1,750.00)
02 3100 280 008	HEALTH BEN NON-INSTR BSMS	0.00	0.00	0.00	0.00	0.00	0.00	0.00
02 3100 431 001	REPAIRS & MAINT BHS	0.00	0.00	4,322.00	0.00	(4,322.00)	0.00	(4,322.00)
02 3100 431 002	REPAIRS & MAINT BE	0.00	0.00	2,748.87	0.00	(2,748.87)	0.00	(2,748.87)
02 3100 431 003	REPAIRS & MAINT PC	0.00	207.20	14,333.48	0.00	(14,333.48)	0.00	(14,333.48)
02 3100 431 004	REPAIRS & MAINT HE	0.00	0.00	3,325.83	0.00	(3,325.83)	0.00	(3,325.83)
02 3100 431 005	REPAIRS & MAINT BMS	0.00	0.00	4,337.10	0.00	(4,337.10)	0.00	(4,337.10)
02 3100 431 006	REPAIRS & MAINT AP	0.00	0.00	3,013.73	0.00	(3,013.73)	0.00	(3,013.73)
02 3100 431 007	REPAIRS & MAINT SE	0.00	0.00	2,974.47	0.00	(2,974.47)	0.00	(2,974.47)
02 3100 431 008	REPAIRS & MAINT BSMS	0.00	300.95	4,659.12	0.00	(4,659.12)	0.00	(4,659.12)
02 3100 440 001	RENTALS BHS	0.00	0.00	0.00	0.00	0.00	0.00	0.00
02 3100 440 002	RENTALS BE	0.00	0.00	0.00	0.00	0.00	0.00	0.00
02 3100 440 003	RENTALS PC	0.00	0.00	0.00	0.00	0.00	0.00	0.00
02 3100 440 004	RENTALS HE	0.00	0.00	0.00	0.00	0.00	0.00	0.00
02 3100 440 005	RENTALS BMS	0.00	0.00	0.00	0.00	0.00	0.00	0.00
02 3100 440 006	RENTALS AP	0.00	0.00	0.00	0.00	0.00	0.00	0.00
02 3100 440 007	RENTALS SE	0.00	0.00	0.00	0.00	0.00	0.00	0.00
02 3100 440 008	RENTALS BSMS	0.00	0.00	0.00	0.00	0.00	0.00	0.00
02 3100 580 000	TRAVEL EXPENSE AND MILEAGE DIST	0.00	98.82	1,184.41	0.00	(1,184.41)	0.00	(1,184.41)
02 3100 610 000	SUPPLIES DISTRICT	0.00	110.97	289.77	0.00	(289.77)	0.00	(289.77)
02 3100 610 001	SUPPLIES BHS	0.00	1,726.23	16,104.19	0.00	(16,104.19)	0.00	(16,104.19)
02 3100 610 002	SUPPLIES BE	0.00	511.24	4,076.82	0.00	(4,076.82)	0.00	(4,076.82)
02 3100 610 003	SUPPLIES PC	0.00	655.45	6,541.38	0.00	(6,541.38)	0.00	(6,541.38)
02 3100 610 004	SUPPLIES HE	0.00	727.95	4,367.02	0.00	(4,367.02)	0.00	(4,367.02)
02 3100 610 005	SUPPLIES BMS	0.00	728.72	10,375.13	0.00	(10,375.13)	0.00	(10,375.13)
02 3100 610 006	SUPPLIES AP	0.00	358.33	3,634.77	0.00	(3,634.77)	0.00	(3,634.77)
02 3100 610 007	SUPPLIES SE	0.00	848.42	5,076.69	0.00	(5,076.69)	0.00	(5,076.69)
02 3100 610 008	SUPPLIES BSMS	0.00	1,607.42	13,489.77	0.00	(13,489.77)	0.00	(13,489.77)
02 3100 630 001	FOOD BHS	0.00	28,300.95	244,289.79	0.00	(244,289.79)	0.00	(244,289.79)
02 3100 630 002	FOOD BE	0.00	8,243.71	64,267.71	0.00	(64,267.71)	0.00	(64,267.71)

04/09/2026 05:09 PM

User ID: MDT

Account Number	Account Description	Revised Budget	Expended During Month	Expenditures to Date	% of Budget	Balance at EOM	P/ O Outstanding	Unencumbered Balance
02 3100 630 003	FOOD PC	0.00	12,494.23	94,069.69	0.00	(94,069.69)	0.00	(94,069.69)
02 3100 630 004	FOOD HE	0.00	9,949.97	73,262.30	0.00	(73,262.30)	0.00	(73,262.30)
02 3100 630 005	FOOD BMS	0.00	12,497.44	91,347.35	0.00	(91,347.35)	0.00	(91,347.35)
02 3100 630 006	FOOD AP	0.00	11,650.37	86,347.10	0.00	(86,347.10)	0.00	(86,347.10)
02 3100 630 007	FOOD SE	0.00	9,406.30	67,968.55	0.00	(67,968.55)	0.00	(67,968.55)
02 3100 630 008	FOOD BSMS	0.00	15,073.96	116,528.73	0.00	(116,528.73)	0.00	(116,528.73)
02 3100 733 000	FURNITURE AND EQUIPMENT DIST	0.00	0.00	0.00	0.00	0.00	0.00	0.00
02 3100 733 001	FURNITURE AND EQUIPMENT BHS	0.00	0.00	2,518.21	0.00	(2,518.21)	0.00	(2,518.21)
02 3100 733 002	FURNITURE AND EQUIPMENT BE	0.00	0.00	0.00	0.00	0.00	0.00	0.00
02 3100 733 003	FURNITURE AND EQUIPMENT PC	0.00	0.00	0.00	0.00	0.00	0.00	0.00
02 3100 733 004	FURNITURE AND EQUIPMENT HE	0.00	0.00	955.17	0.00	(955.17)	0.00	(955.17)
02 3100 733 005	FURNITURE AND EQUIPMENT BMS	0.00	0.00	2,261.34	0.00	(2,261.34)	0.00	(2,261.34)
02 3100 733 006	FURNITURE AND EQUIPMENT AP	0.00	0.00	1,910.34	0.00	(1,910.34)	0.00	(1,910.34)
02 3100 733 007	FURNITURE AND EQUIPMENT SE	0.00	0.00	0.00	0.00	0.00	0.00	0.00
02 3100 733 008	FURNITURE AND EQUIPMENT BSMS	0.00	0.00	0.00	0.00	0.00	0.00	0.00
02 3100 735 000	SOFTWARE DISTRICT	0.00	0.00	0.00	0.00	0.00	0.00	0.00
02 3100 735 001	COMPUTER SOFTWARE BHS	0.00	0.00	0.00	0.00	0.00	0.00	0.00
02 3100 735 002	COMPUTER SOFTWARE BE	0.00	0.00	0.00	0.00	0.00	0.00	0.00
02 3100 735 003	COMPUTER SOFTWARE PC	0.00	0.00	0.00	0.00	0.00	0.00	0.00
02 3100 735 004	COMPUTER SOFTWARE HE	0.00	0.00	0.00	0.00	0.00	0.00	0.00
02 3100 735 005	COMPUTER SOFTWARE BMS	0.00	0.00	0.00	0.00	0.00	0.00	0.00
02 3100 735 006	COMPUTER SOFTWARE AP	0.00	0.00	0.00	0.00	0.00	0.00	0.00
02 3100 735 007	COMPUTER SOFTWARE SE	0.00	0.00	0.00	0.00	0.00	0.00	0.00
02 3100 735 008	COMPUTER SOFTWARE BSMS	0.00	0.00	0.00	0.00	0.00	0.00	0.00
02 3100 890 000	OTHER MISC EXPENSES DIST	0.00	19.70	180.88	0.00	(180.88)	0.00	(180.88)
02 3100 890 001	OTHER MISC EXPENSES BHS	0.00	0.00	227.09	0.00	(227.09)	0.00	(227.09)
02 3100 890 002	OTHER MISC EXPENSES BE	0.00	0.00	82.30	0.00	(82.30)	0.00	(82.30)
02 3100 890 003	OTHER MISC EXPENSES PC	0.00	0.00	0.00	0.00	0.00	0.00	0.00
02 3100 890 004	OTHER MISC EXPENSES HE	0.00	0.00	16.05	0.00	(16.05)	0.00	(16.05)
02 3100 890 005	OTHER MISC EXPENSES BMS	0.00	0.00	59.30	0.00	(59.30)	0.00	(59.30)
02 3100 890 006	OTHER MISC EXPENSES AP	0.00	0.00	93.05	0.00	(93.05)	0.00	(93.05)
02 3100 890 007	OTHER MISC EXPENSES SE	0.00	0.00	136.60	0.00	(136.60)	0.00	(136.60)
02 3100 890 008	OTHER MISC EXPENSES BSMS	0.00	0.00	0.00	0.00	0.00	0.00	0.00
3100	FOOD SERVICE OPERATIONS	0.00	205,958.92	1,618,365.14	0.00	(1,618,365.14)	0.00	(1,618,365.14)
02	NUTRITION SERVICES	0.00	205,958.92	1,618,365.14	0.00	(1,618,365.14)	0.00	(1,618,365.14)

Account Number	Account Description	Revised Budget	Expended During Month	Expenditures to Date	% of Budget	Balance at EOM	P/ O Outstanding	Unencumbered Balance
03	DEPRECIATION							
2620	MAINT OF BLDGS							
03 2620 340 000	MAINT OF BLDGS - CONTR SERVICES DIST	0.00	0.00	0.00	0.00	0.00	0.00	0.00
2620	MAINT OF BLDGS	0.00	0.00	0.00	0.00	0.00	0.00	0.00
2900	OTHER SUPPORT SERVICES							
03 2900 340 000	OTHER PROF SERVICES DIST	0.00	0.00	0.00	0.00	0.00	0.00	0.00
03 2900 350 000	TECHNICAL SERVICES DIST	0.00	0.00	0.00	0.00	0.00	0.00	0.00
03 2900 440 000	RENTALS - OTHER DIST	0.00	0.00	0.00	0.00	0.00	0.00	0.00
03 2900 450 000	CONSTR SERVICES DIST	0.00	0.00	0.00	0.00	0.00	0.00	0.00
03 2900 490 000	OTHER PURCH SERVICES DIST	0.00	0.00	0.00	0.00	0.00	0.00	0.00
03 2900 610 000	SUPPLIES DIST	0.00	0.00	0.00	0.00	0.00	0.00	0.00
03 2900 621 000	NATURAL GAS DIST	0.00	0.00	0.00	0.00	0.00	0.00	0.00
03 2900 626 000	GAS AND OIL DIST	0.00	0.00	0.00	0.00	0.00	0.00	0.00
03 2900 640 000	BOOKS & PERIODICALS DIST	0.00	0.00	0.00	0.00	0.00	0.00	0.00
03 2900 641 000	E-BOOKS DIST	0.00	0.00	0.00	0.00	0.00	0.00	0.00
03 2900 643 000	WEB/CLOUD BASED SOFTWARE DIST	0.00	0.00	0.00	0.00	0.00	0.00	0.00
03 2900 650 000	SUPPLIES-TECHNOLOGY RELATED DIST	0.00	0.00	0.00	0.00	0.00	0.00	0.00
03 2900 730 000	EQUIPMENT DIST	0.00	0.00	0.00	0.00	0.00	0.00	0.00
03 2900 732 000	VEHICLE ACQUISITION DIST	0.00	0.00	124,749.00	0.00	(124,749.00)	0.00	(124,749.00)
03 2900 733 000	FURN & EQUIP DIST	0.00	0.00	0.00	0.00	0.00	0.00	0.00
03 2900 734 000	HARDWARE DIST	0.00	0.00	314,879.70	0.00	(314,879.70)	0.00	(314,879.70)
03 2900 735 000	SOFTWARE DIST	0.00	0.00	0.00	0.00	0.00	0.00	0.00
03 2900 739 000	OTHER EQUIP DIST	0.00	0.00	0.00	0.00	0.00	0.00	0.00
2900	OTHER SUPPORT SERVICES	0.00	0.00	439,628.70	0.00	(439,628.70)	0.00	(439,628.70)
8000	TRANSFERS (OUTGOING)							
03 8000 911 000	TRANSFERS TO GENERAL FUND DIST	0.00	0.00	0.00	0.00	0.00	0.00	0.00
8000	TRANSFERS (OUTGOING)	0.00	0.00	0.00	0.00	0.00	0.00	0.00
03	DEPRECIATION	0.00	0.00	439,628.70	0.00	(439,628.70)	0.00	(439,628.70)

Account Number	Account Description	Revised Budget	Expended During Month	Expenditures to Date	% of Budget	Balance at EOM	P/ O Outstanding	Unencumbered Balance
05	UNEMPLOYMENT - SAVINGS							
2900	OTHER SUPPORT SERVICES							
05 2900 271 000	WORKER'S COMPENSATION TEACH/PROF DIST	0.00	0.00	6,197.44	0.00	(6,197.44)	0.00	(6,197.44)
2900	OTHER SUPPORT SERVICES	0.00	0.00	6,197.44	0.00	(6,197.44)	0.00	(6,197.44)
05	UNEMPLOYMENT - SAVINGS	0.00	0.00	6,197.44	0.00	(6,197.44)	0.00	(6,197.44)

Account Number	Account Description	Revised Budget	Expended During Month	Expenditures to Date	% of Budget	Balance at EOM	P/ O Outstanding	Unencumbered Balance
13 4500 734 003	BLDG ACQ & CONSTR - COMP HDWE PC	0.00	0.00	0.00	0.00	0.00	0.00	0.00
13 4500 734 004	BLDG ACQ & CONSTR - COMP HDWE HE	0.00	0.00	0.00	0.00	0.00	0.00	0.00
13 4500 734 005	BLDG ACQ & CONSTR - COMP HDWE BMS	0.00	0.00	0.00	0.00	0.00	0.00	0.00
13 4500 734 006	BLDG ACQ & CONSTR - COMP HDWE AP	0.00	0.00	0.00	0.00	0.00	0.00	0.00
13 4500 734 007	BLDG ACQ & CONSTR - COMP HDWE SE	0.00	0.00	0.00	0.00	0.00	0.00	0.00
13 4500 734 008	BLDG ACQ & CONSTR - COMP HDWE BSMS	0.00	0.00	0.00	0.00	0.00	0.00	0.00
13 4500 739 000	BLDG ACQ & CONSTR - EQUIPMENT DIST	0.00	0.00	0.00	0.00	0.00	0.00	0.00
13 4500 739 001	BLDG ACQ & CONSTR - EQUIPMENT BHS	0.00	4,541.47	4,541.47	0.00	(4,541.47)	0.00	(4,541.47)
13 4500 739 002	BLDG ACQ & CONSTR - EQUIPMENT BE	0.00	0.00	0.00	0.00	0.00	0.00	0.00
13 4500 739 003	BLDG ACQ & CONSTR - EQUIPMENT PC	0.00	0.00	0.00	0.00	0.00	0.00	0.00
13 4500 739 004	BLDG ACQ & CONSTR - EQUIPMENT HE	0.00	0.00	0.00	0.00	0.00	0.00	0.00
13 4500 739 005	BLDG ACQ & CONSTR - EQUIPMENT BMS	0.00	0.00	0.00	0.00	0.00	0.00	0.00
13 4500 739 006	BLDG ACQ & CONSTR - EQUIPMENT AP	0.00	0.00	0.00	0.00	0.00	0.00	0.00
13 4500 739 007	BLDG ACQ & CONSTR - EQUIPMENT SE	0.00	0.00	0.00	0.00	0.00	0.00	0.00
13 4500 739 008	BLDG ACQ & CONSTR - EQUIPMENT BSMS	0.00	0.00	0.00	0.00	0.00	0.00	0.00
13 4500 890 000	BLDG ACQ & CONSTR - OTHER MISC EXP	0.00	0.00	0.00	0.00	0.00	0.00	0.00
4500	BLDG ACQ & CONSTR	0.00	3,428,177.63	12,794,775.85	0.00	(12,794,775.85)	0.00	(12,794,775.85)
5000	DEBT SERVICES							
13 5000 807 000	REPAYMENT OF TAXES FOR REVALUED PROP	0.00	0.00	0.00	0.00	0.00	0.00	0.00
13 5000 831 000	REDEMPTION OF PRINCIPAL	0.00	0.00	0.00	0.00	0.00	0.00	0.00
13 5000 832 000	DEBT SERVICE INTEREST	0.00	0.00	0.00	0.00	0.00	0.00	0.00
13 5000 833 000	BOND ISS & OTHER DEBT-RELATED COSTS	0.00	0.00	0.00	0.00	0.00	0.00	0.00
5000	DEBT SERVICES	0.00	0.00	0.00	0.00	0.00	0.00	0.00
13	SPECIAL BUILDING FUND - CHECKING	0.00	3,428,177.63	12,895,602.94	0.00	(12,895,602.94)	0.00	(12,895,602.94)

04/09/2026 05:09 PM

User ID: MDT

Account Number	Account Description	Revised Budget	Expended During Month	Expenditures to Date	% of Budget	Balance at EOM	P/ O Outstanding	Unencumbered Balance
21 2900 610 001 720	BHS French	0.00	19.46	231.20	0.00	(231.20)	0.00	(231.20)
21 2900 610 001 750	BHS Journalism	0.00	0.00	0.00	0.00	0.00	0.00	0.00
21 2900 610 001 800	BHS Miscellaneous	0.00	1,365.95	18,286.89	0.00	(18,286.89)	40.00	(18,326.89)
21 2900 610 001 801	BHS Robotics	0.00	0.00	2,225.91	0.00	(2,225.91)	0.00	(2,225.91)
21 2900 610 001 802	BHS Quiz Bowl	0.00	0.00	359.00	0.00	(359.00)	100.00	(459.00)
21 2900 610 001 804	BHS Multi Cultural Club	0.00	101.95	479.97	0.00	(479.97)	900.00	(1,379.97)
21 2900 610 001 805	BHS Boys' Youth Basketball	0.00	166.89	8,063.97	0.00	(8,063.97)	450.00	(8,513.97)
21 2900 610 001 806	BHS Outdoor Club	0.00	0.00	130.66	0.00	(130.66)	0.00	(130.66)
21 2900 610 001 807	BHS Key Club	0.00	0.00	449.71	0.00	(449.71)	0.00	(449.71)
21 2900 610 001 809	BHS National Honor Society	0.00	0.00	46.28	0.00	(46.28)	0.00	(46.28)
21 2900 610 001 811	BHS Prism Club	0.00	0.00	0.00	0.00	0.00	0.00	0.00
21 2900 610 001 820	BHS Environmental Science	0.00	0.00	0.00	0.00	0.00	0.00	0.00
21 2900 610 001 825	BHS Girls' Youth Basketball	0.00	476.75	4,002.85	0.00	(4,002.85)	11.84	(4,014.69)
21 2900 610 001 830	BHS PSAT/AP	0.00	0.00	2,083.50	0.00	(2,083.50)	0.00	(2,083.50)
21 2900 610 001 835	BHS Drivers' Education	0.00	0.00	0.00	0.00	0.00	0.00	0.00
21 2900 610 001 840	BHS Baylor Test Prep	0.00	0.00	0.00	0.00	0.00	0.00	0.00
21 2900 610 001 850	BHS Post Prom	0.00	0.00	0.00	0.00	0.00	0.00	0.00
21 2900 610 001 865	BHS Engineering	0.00	0.00	0.00	0.00	0.00	0.00	0.00
21 2900 610 001 890	BHS Student Senate	0.00	0.00	8,114.86	0.00	(8,114.86)	0.00	(8,114.86)
21 2900 610 001 900	BHS Music	0.00	0.00	0.00	0.00	0.00	0.00	0.00
21 2900 610 001 905	BHS Music Student Fundraising	0.00	0.00	0.00	0.00	0.00	0.00	0.00
21 2900 610 001 910	BHS Musical	0.00	6,940.94	9,118.45	0.00	(9,118.45)	422.52	(9,540.97)
21 2900 610 001 915	BHS Music Resale	0.00	0.00	0.00	0.00	0.00	0.00	0.00
21 2900 610 001 950	BHS Vocational	0.00	0.00	0.00	0.00	0.00	0.00	0.00
21 2900 610 001 952	BHS Art Lab	0.00	0.00	549.61	0.00	(549.61)	0.00	(549.61)
21 2900 610 001 953	BHS Art International Travel	0.00	0.00	0.00	0.00	0.00	0.00	0.00
21 2900 610 001 955	BHS Shop	0.00	0.00	0.00	0.00	0.00	0.00	0.00
21 2900 610 001 970	BHS Library	0.00	0.00	0.00	0.00	0.00	0.00	0.00
21 2900 610 002 210	BE Band Resale	0.00	0.00	0.00	0.00	0.00	0.00	0.00
21 2900 610 002 550	BE Miscellaneous	0.00	0.00	491.53	0.00	(491.53)	102.55	(594.08)
21 2900 610 002 555	BE Yearbook	0.00	0.00	0.00	0.00	0.00	0.00	0.00
21 2900 610 002 590	BE Student Council	0.00	89.53	971.01	0.00	(971.01)	0.00	(971.01)
21 2900 610 002 975	BE Library	0.00	218.65	907.72	0.00	(907.72)	0.00	(907.72)
21 2900 610 003 215	PC Band Resale	0.00	0.00	0.00	0.00	0.00	0.00	0.00
21 2900 610 003 505	PC Student Council	0.00	0.00	0.00	0.00	0.00	0.00	0.00
21 2900 610 003 557	PC Miscellaneous	0.00	0.00	0.00	0.00	0.00	0.00	0.00
21 2900 610 003 558	PC Yearbook	0.00	0.00	0.00	0.00	0.00	0.00	0.00
21 2900 610 003 971	PC Library	0.00	0.00	1,700.67	0.00	(1,700.67)	0.00	(1,700.67)
21 2900 610 004 220	HE Band Resale	0.00	0.00	1,460.13	0.00	(1,460.13)	0.00	(1,460.13)
21 2900 610 004 510	HE Student Council	0.00	0.00	153.72	0.00	(153.72)	0.00	(153.72)
21 2900 610 004 560	HE Miscellaneous	0.00	0.00	1,242.66	0.00	(1,242.66)	0.00	(1,242.66)
21 2900 610 004 565	HE Yearbook	0.00	0.00	0.00	0.00	0.00	0.00	0.00
21 2900 610 004 995	HE Library	0.00	770.98	1,315.78	0.00	(1,315.78)	0.00	(1,315.78)
21 2900 610 005 101	BMS Athletics	0.00	0.00	698.39	0.00	(698.39)	0.00	(698.39)
21 2900 610 005 110	BMS Football	0.00	0.00	4,799.37	0.00	(4,799.37)	1,815.00	(6,614.37)
21 2900 610 005 112	BMS Track	0.00	0.00	0.00	0.00	0.00	0.00	0.00
21 2900 610 005 120	BMS Volleyball	0.00	0.00	1,783.80	0.00	(1,783.80)	0.00	(1,783.80)
21 2900 610 005 130	BMS Boys' Basketball	0.00	0.00	2,397.70	0.00	(2,397.70)	0.00	(2,397.70)
21 2900 610 005 140	BMS Girls' Basketball	0.00	540.00	1,980.00	0.00	(1,980.00)	0.00	(1,980.00)
21 2900 610 005 146	BMS Cross Country	0.00	0.00	1,409.78	0.00	(1,409.78)	0.00	(1,409.78)
21 2900 610 005 185	BMS Wrestling	0.00	405.00	2,795.20	0.00	(2,795.20)	0.00	(2,795.20)
21 2900 610 005 601	BMS FBLA	0.00	0.00	0.00	0.00	0.00	0.00	0.00
21 2900 610 005 803	BMS Robotics	0.00	0.00	0.00	0.00	0.00	0.00	0.00
21 2900 610 005 810	BMS PTO	0.00	0.00	0.00	0.00	0.00	0.00	0.00
21 2900 610 005 845	BMS Yearbook	0.00	0.00	515.70	0.00	(515.70)	0.00	(515.70)

Account Number	Account Description	Revised Budget	Expended During Month	Expenditures to Date	% of Budget	Balance at EOM	P/ O Outstanding	Unencumbered Balance
21 2900 610 005 860	BMS Engineering	0.00	0.00	0.00	0.00	0.00	0.00	0.00
21 2900 610 005 870	BMS Leadership Group	0.00	0.00	0.00	0.00	0.00	0.00	0.00
21 2900 610 005 872	BMS Service Club	0.00	0.00	0.00	0.00	0.00	0.00	0.00
21 2900 610 005 891	BMS Student Senate	0.00	512.97	932.51	0.00	(932.51)	0.00	(932.51)
21 2900 610 005 892	BMS Cooking Club	0.00	117.43	930.69	0.00	(930.69)	166.68	(1,097.37)
21 2900 610 005 893	BMS Miscellaneous	0.00	0.00	0.00	0.00	0.00	0.00	0.00
21 2900 610 005 916	BMS Music Resale	0.00	0.00	0.00	0.00	0.00	0.00	0.00
21 2900 610 005 951	BMS Tech & Living	0.00	0.00	0.00	0.00	0.00	0.00	0.00
21 2900 610 005 996	BMS Library	0.00	0.00	1,365.82	0.00	(1,365.82)	0.00	(1,365.82)
21 2900 610 006 221	AP Band Resale	0.00	440.00	1,473.42	0.00	(1,473.42)	0.00	(1,473.42)
21 2900 610 006 511	AP Student Council	0.00	0.00	338.00	0.00	(338.00)	0.00	(338.00)
21 2900 610 006 561	AP Miscellaneous	0.00	0.00	4,448.60	0.00	(4,448.60)	0.00	(4,448.60)
21 2900 610 006 566	AP Yearbook	0.00	0.00	0.00	0.00	0.00	0.00	0.00
21 2900 610 006 976	AP Library	0.00	28.50	700.93	0.00	(700.93)	105.87	(806.80)
21 2900 610 007 222	SE Band Resale	0.00	0.00	0.00	0.00	0.00	0.00	0.00
21 2900 610 007 512	SE Student Council	0.00	745.00	955.64	0.00	(955.64)	0.00	(955.64)
21 2900 610 007 567	SE Miscellaneous	0.00	0.00	0.00	0.00	0.00	0.00	0.00
21 2900 610 007 568	SE Yearbook	0.00	0.00	0.00	0.00	0.00	0.00	0.00
21 2900 610 007 972	SE Library	0.00	1,250.00	2,947.19	0.00	(2,947.19)	285.50	(3,232.69)
21 2900 610 008 102	BSMS Athletics	0.00	53.95	2,877.78	0.00	(2,877.78)	0.00	(2,877.78)
21 2900 610 008 121	BSMS Football	0.00	0.00	5,370.00	0.00	(5,370.00)	1,350.00	(6,720.00)
21 2900 610 008 122	BSMS Track	0.00	0.00	315.00	0.00	(315.00)	0.00	(315.00)
21 2900 610 008 123	BSMS Volleyball	0.00	0.00	1,430.00	0.00	(1,430.00)	0.00	(1,430.00)
21 2900 610 008 124	BSMS Boys' Basketball	0.00	0.00	3,000.00	0.00	(3,000.00)	0.00	(3,000.00)
21 2900 610 008 143	BSMS Girls' Basketball	0.00	360.00	2,388.85	0.00	(2,388.85)	0.00	(2,388.85)
21 2900 610 008 147	BSMS Cross Country	0.00	0.00	464.00	0.00	(464.00)	0.00	(464.00)
21 2900 610 008 186	BSMS Wrestling	0.00	1,562.98	6,227.42	0.00	(6,227.42)	0.00	(6,227.42)
21 2900 610 008 602	BSMS FBLA	0.00	0.00	0.00	0.00	0.00	0.00	0.00
21 2900 610 008 808	BSMS Robotics	0.00	0.00	0.00	0.00	0.00	0.00	0.00
21 2900 610 008 846	BSMS Yearbook	0.00	0.00	0.00	0.00	0.00	0.00	0.00
21 2900 610 008 861	BSMS Engineering	0.00	0.00	0.00	0.00	0.00	0.00	0.00
21 2900 610 008 871	BSMS Service Club	0.00	62.99	140.99	0.00	(140.99)	0.00	(140.99)
21 2900 610 008 894	BSMS Student Senate	0.00	0.00	137.96	0.00	(137.96)	220.00	(357.96)
21 2900 610 008 895	BSMS Cooking Club	0.00	284.10	775.62	0.00	(775.62)	0.00	(775.62)
21 2900 610 008 896	BSMS Miscellaneous	0.00	0.00	0.00	0.00	0.00	0.00	0.00
21 2900 610 008 917	BSMS Music Resale	0.00	0.00	0.00	0.00	0.00	0.00	0.00
21 2900 610 008 997	BSMS Library	0.00	0.00	1,515.21	0.00	(1,515.21)	0.00	(1,515.21)
2900	OTHER SUPPORT SERVICES	0.00	58,261.99	438,027.40	0.00	(438,027.40)	20,991.58	(459,018.98)
21	ACTIVITY FUND	0.00	58,261.99	438,027.40	0.00	(438,027.40)	20,991.58	(459,018.98)

Account Number	Account Description	Revised Budget	Expended During Month	Expenditures to Date	% of Budget	Balance at EOM	P/ O Outstanding	Unencumbered Balance
22	STUDENT FEE FUND							
2190	OTHER PUPIL SUPPORT SERVICES							
22 2190 340 000 670	REPAIRS	0.00	0.00	3,966.14	0.00	(3,966.14)	0.00	(3,966.14)
22 2190 610 000 670	SUPPLIES	0.00	209.75	248.31	0.00	(248.31)	0.00	(248.31)
2190	OTHER PUPIL SUPPORT SERVICES	0.00	209.75	4,214.45	0.00	(4,214.45)	0.00	(4,214.45)
22	STUDENT FEE FUND	0.00	209.75	4,214.45	0.00	(4,214.45)	0.00	(4,214.45)

Account Number	Account Description	Revised Budget	Expended During Month	Expenditures to Date	% of Budget	Balance at EOM	P/ O Outstanding	Unencumbered Balance
25	BOND FUND							
5000	DEBT SERVICES							
25 5000 831 000	REDEMPTION OF PRINCIPAL	0.00	0.00	2,328,459.51	0.00	(2,328,459.51)	0.00	(2,328,459.51)
25 5000 832 000	DEBT SERVICE INTEREST	0.00	0.00	2,650,000.00	0.00	(2,650,000.00)	0.00	(2,650,000.00)
25 5000 833 000	BOND ISS & OTHER DEBT-RELATED COSTS	0.00	0.00	2,400.00	0.00	(2,400.00)	0.00	(2,400.00)
25 5000 890 000	OTHER MISC EXPENSES	0.00	0.00	0.00	0.00	0.00	0.00	0.00
5000	DEBT SERVICES	0.00	0.00	4,980,859.51	0.00	(4,980,859.51)	0.00	(4,980,859.51)
25	BOND FUND	0.00	0.00	4,980,859.51	0.00	(4,980,859.51)	0.00	(4,980,859.51)

BPS Monthly Expenditure Report by Function

Account Number	Account Description	Revised Budget	Expended During Month	Expenditures to Date	% of Budget	Balance at EOM	P/ O Outstanding	Unencumbered Balance
Grand Total:		56,980,007.00	7,856,229.37	50,301,929.90	88.71	6,678,077.10	243,212.57	6,434,864.53

	<u>PIK/Gross</u>	<u>Amount</u>	<u>Expense/ Employer</u>	<u>Adjustment Amount</u>	<u>Check Total</u>	<u>Payee ID</u>	<u>Payee Name</u>	
Checking Account ID: GENERAL								
ADD								
ACTDRIVE Activity Driver			6,556.40					
ACTIVITY Activity			5,907.49					
ADSUPSUBMS Admin Support Sub BMS			226.13					
ADSUPSUBPC Admin Support Sub PC			110.87					
BEREAVE Bereavement			111.54					
CREDITREC Credit Recovery			402.84					
CURR1 Curriculum Work			962.88					
GERTDRIV Route Driver			17,380.22					
HOURLY Hourly			259,266.50					
INHOUSE In-House Sub			1,169.00					
OT Overtime			12,433.25					
PARASUB Substitute Paraprofessional			5,336.24					
PERDIEM Per Diem			107.01					
PERSONAL Personal			2,070.23					
SATURDAY Saturday School			495.17					
SICK Sick			12,728.65					
SPDRIVE Sped Driver			19,070.32					
STIPEND Stipend			50.00					
SUB Substitute			56,350.00					
SUBLT Substitute Long Term			7,030.00					
VACATION Vacation			2,399.03					
			410,163.77					
CONTRACT								
C01 Contract			2,108,570.11					
C02 Contract			669.82					
EXTRADUTY1 Extra Duty			41,445.23					
EXTRADUTY2 Extra Duty			16,465.17					
EXTRADUTY3 Extra Duty			4,450.29					
EXTRADUTY4 Extra Duty			997.20					
EXTRADUTY5 Extra Duty			243.91					
INLIEU Cash in lieu			52,251.75					
LONGEVITY Longevity			3,812.97					
LTD Long Term Disability			5,330.00					
PHONESTIP Cell Phone Stipend			120.00					
			2,234,356.45					
DEDUCTION								
403B TSA 403b	6,292.61				6,292.61	403B	403B Consultants LLC	A
403BROTH 403b Roth	2,160.00				2,160.00	403B	403B Consultants LLC	A
AFLAC AFLAC	168.39				168.39	AFLAC	Aflac	A
CAFEMED Med Reimb FSA	7,596.33				7,596.33	BPSSECT125	BPS Section 125 Plan	
CAICGROUP CAIC Group	126.83				126.83	AFLACGROUP	Aflac Group Insurance	
CREDITMGMT Garnishment	483.75				483.75	CREDMGMT	CREDIT MANAGEMENT SERVICES, INC.	
DENTAL Dental	17,880.51	20,568.12			38,448.63	BCBS	Blue Cross/Blue Shield of NE	
DEPCARE Dep Care FSA	7,837.60				7,837.60	BPSSECT125	BPS Section 125 Plan	
HEALTHINS Health Insur		544,090.10			544,090.10	BCBS	Blue Cross/Blue Shield of NE	
HORMANLIFE H.Mann Life	419.94				419.94	HORMANLIFE	Horace Mann Life Insurance Company	
LTDISAB Long Term Disab	5,330.00				5,330.00	MADNATL	Madison National Life Ins. Co., Inc.	
NECHLDSPPPT Child Sppt	365.00				365.00	NECHLDSPPPT	NCSPC	
NFMGARN Garnishment	1,514.52			(1,514.52)		NFMGARN	NEBRASKA FURNITURE MART	
NISLIFE Life		1,071.00			1,071.00	NISLIFE	Madison National Life Ins. Co, Inc	
NISVOLLIFE Vol Life	1,549.35				1,549.35	NISLIFE	Madison National Life Ins. Co, Inc	
SECURBENE Sec Ben 403b	3,294.15				3,294.15	SECURBENE	SECURITY BENEFIT	
STANDACCID Accident	2,771.63				2,771.63	STANDARD	Standard Insurance Company	
STANDCRIT Critical	2,155.60				2,155.60	STANDARD	Standard Insurance Company	
STANDHOSP Hospital	1,474.86				1,474.86	STANDARD	Standard Insurance Company	

	<u>PIK/Gross</u>	<u>Amount</u>	<u>Expense/ Employer</u>	<u>Adjustment Amount</u>	<u>Check Total</u>	<u>Payee ID</u>	<u>Payee Name</u>	
SURENCYEYE Vision		2,929.64			2,929.64	SURENCY	Surency Life and Health	
TEAMMATES Teammates		511.00			511.00	TEAMMATES	TEAMMATES	
TRUSTMARK Trustmark		3,600.27			3,600.27	TRUSTMARK	TRUSTMARK VOLUNTARY BENEFIT SOLUTIONS INC	
		<u>68,461.98</u>	<u>565,729.22</u>	<u>(1,514.52)</u>	<u>632,676.68</u>			
INDIVIDUAL BANK ACCOUNT DEDUCTION								
HSA HSA	476,724.28	16,264.87	24,529.63		40,794.50			D
		<u>16,264.87</u>	<u>24,529.63</u>	<u>0.00</u>	<u>40,794.50</u>			
RET DEDUCTION								
NPERS Retirement	2,493,890.46	199,511.20	183,300.89		382,812.09	BPSBUS	BPS Business Account	
NPERSINC Retirement	2,493,890.46		18,205.52		18,205.52	BPSBUS	BPS Business Account	
		<u>199,511.20</u>	<u>201,506.41</u>	<u>0.00</u>	<u>401,017.61</u>			
TAX								
FIT FIT	2,382,618.09	182,562.42			182,562.42	EFTPS	ELECTRONIC FEDERAL TAX PAYMENT SYSTEM	A
FUTA FUTA	2,644,520.22							
MEDICARE MEDICARE	2,591,716.05	37,579.97	37,579.97		75,159.94	EFTPS	ELECTRONIC FEDERAL TAX PAYMENT SYSTEM	A
SITNE SIT NE	2,382,618.09	73,450.47			73,450.47	BPSBUS	BPS Business Account	
SOCSEC SOC SEC	2,591,716.05	160,686.62	160,686.62		321,373.24	EFTPS	ELECTRONIC FEDERAL TAX PAYMENT SYSTEM	A
SUTANE SUTA NE	2,644,520.22							
WCNE WORK COMP NE	2,644,520.22							
		<u>454,279.48</u>	<u>198,266.59</u>	<u>0.00</u>	<u>652,546.07</u>			
						Net Pay:	1,906,002.69	
						Cash Total:	3,633,037.55	
Non - FIT Taxable Deductions		261,902.13						
Non - SIT Taxable Deductions		261,902.13						
Non - SOC SEC Taxable Deductions		52,804.17						
Non - MEDICARE Taxable Deductions		52,804.17						
Direct Deposits		1,946,797.19						
Automatic Payments		587,716.60						
Adds + Contracts + Deduction Adds		2,644,520.22						

	<u>PIK/Gross</u>	<u>Amount</u>	<u>Expense/ Employer</u>	<u>Adjustment Amount</u>	<u>Check Total</u>	<u>Payee ID</u>	<u>Payee Name</u>	
Checking Account ID: HOTLUNCH								
ADD								
COOKSUB Substitute Cook			3,643.94					
HOURLY Hourly			59,450.27					
PERSONAL Personal			359.59					
SICK Sick			1,876.72					
			<u>65,330.52</u>					
CONTRACT								
C01 Contract			7,562.19					
INLIEU Cash in lieu			936.44					
LTD Long Term Disability			131.51					
			<u>8,630.14</u>					
DEDUCTION								
DENTAL Dental		233.38	253.09		486.47	BCBS	Blue Cross/Blue Shield of NE	
HEALTHINS Health Insur		712.08	4,981.63		5,693.71	BCBS	Blue Cross/Blue Shield of NE	
LTDISAB Long Term Disab		131.51			131.51	MADNATL	Madison National Life Ins. Co., Inc.	
NISLIFE Life			72.45		72.45	NISLIFE	Madison National Life Ins. Co, Inc	
NISVOLLIFE Vol Life		125.82			125.82	NISLIFE	Madison National Life Ins. Co, Inc	
STANDACCID Accident		184.10			184.10	STANDARD	Standard Insurance Company	
STANDCRIT Critical		150.40			150.40	STANDARD	Standard Insurance Company	
STANDHOSP Hospital		50.75			50.75	STANDARD	Standard Insurance Company	
SURENCYEYE Vision		108.34			108.34	SURENCY	Surency Life and Health	
TRUSTMARK Trustmark		123.78			123.78	TRUSTMARK	TRUSTMARK VOLUNTARY BENEFIT SOLUTIONS INC	
		<u>1,820.16</u>	<u>5,307.17</u>	<u>0.00</u>	<u>7,127.33</u>			
RET DEDUCTION								
NPERS Retirement	69,248.77	5,539.90	5,089.81		10,629.71	BPSBUS	BPS Business Account	
NPERSINC Retirement	69,248.77		505.52		505.52	BPSBUS	BPS Business Account	
		<u>5,539.90</u>	<u>5,595.33</u>	<u>0.00</u>	<u>11,135.23</u>			
TAX								
FIT FIT	67,366.96	1,704.92			1,704.92	EFTPS	ELECTRONIC FEDERAL TAX PAYMENT SYSTEM	A
FUTA FUTA	73,960.66							
MEDICARE MEDICARE	72,906.86	1,057.19	1,057.19		2,114.38	EFTPS	ELECTRONIC FEDERAL TAX PAYMENT SYSTEM	A
SITNE SIT NE	67,366.96	1,123.81			1,123.81	BPSBUS	BPS Business Account	
SOCSEC SOC SEC	72,906.86	4,520.24	4,520.24		9,040.48	EFTPS	ELECTRONIC FEDERAL TAX PAYMENT SYSTEM	A
SUTANE SUTA NE	73,960.66							
WCNE WORK COMP NE	73,960.66							
		<u>8,406.16</u>	<u>5,577.43</u>	<u>0.00</u>	<u>13,983.59</u>			
						Net Pay:	58,194.44	
						Cash Total:	90,440.59	
Non - FIT Taxable Deductions		6,593.70						
Non - SIT Taxable Deductions		6,593.70						
Non - SOC SEC Taxable Deductions		1,053.80						
Non - MEDICARE Taxable Deductions		1,053.80						
Direct Deposits		58,194.44						
Automatic Payments		12,859.78						
Adds + Contracts + Deduction Adds		73,960.66						

April 2026 Personnel Notes

Certified Staff Hire:

- A. Millie Mitchell has been hired as a teacher at Bennington North Middle School. She will begin work in August of 2026. BA, Step 3.
- B. Mahra Steffens has been hired as a teacher at Bennington Elementary. She will begin work in August of 2026. BA, Step 3.
- C. Kinley Riesselman has been hired as a teacher at Heritage. She will begin work in August of 2026. BA, Step 3
- D. Jessica Bentz has been hired as a teacher at Pine Creek Elementary. She will begin work in August of 2026. MA, Step 11.
- E. Jackie Morales has been hired as a math teacher at Bennington High School. She will begin work in August of 2026. MA+45, Step 17.
- F. Michelle Doyle has been hired as a special education teacher at Bennington High School. She will begin work in August of 2026. BA + 27, Step 3.
- G. Megan Case has been hired as a speech language pathologist for the district. She will begin work in August of 2026. MA, Step 3.
- H. Lily Weindel has been hired as a 3rd grade teacher at Heritage Elementary. She will begin work in August of 2026. BA, Step 3.

Classified Staff Hire:

- A. Kellee LaSure has been hired as the activities secretary at Bennington High School. She will begin work March 24, 2026.
- B. Kylie Peters has been hired as a preschool paraprofessional at Anchor Pointe Elementary. She will begin in April of 2026.
- C. Breann Hartman has been hired as a paraprofessional at Bennington South Middle School. She will begin work in April of 2026.
- D. Erica Sevilla has been hired as a preschool paraprofessional at Anchor Pointe Elementary. She will begin work in April of 2026.

E. Corrigan Lehman has been hired as a para at Bennington Elementary and will begin work in August of 2026.

F. Liz LaBombard has been hired as an athletic trainer for the district. She will begin work in August of 2026.

Certified Staff Resignations:

A. Carlee Watson has resigned as a teacher at Heritage Elementary. She has been with the district since August 2024.

B. Janna Pohlman has resigned her teaching position at Heritage. She has been with the district since August 2012.

C. Hanna Gillett has resigned her teaching position at Pine Creek. She has been with the district since August 2025.

D. Dawn Kucera is retiring from teaching at Bennington South Middle School. She has been with the district since August 2001.

E. Alexis Nielsen has resigned her teaching position at Anchor Pointe Elementary. She has been with the district since August 2022.

F. Alex McCabe has resigned his teaching position at Anchor Pointe Elementary. He has been with the district since August 2018.

Classified Staff Resignations:

A. Montana Milner has resigned her paraprofessional position at Anchor Pointe Elementary. She has been with the district since February 2025.

B. Anna Nardela has resigned her paraprofessional position at Heritage Elementary. She has been with the district since August 2024.

C. Bryan Gonzalez no longer works for the district as a paraprofessional at Bennington Schools. He has been with the district since August 2025.

D. Angie Kienbaum has resigned as a paraprofessional at Heritage Elementary. She has been with the district since August 2021.

Bennington Public Schools

Elementary Board Report

The mission of the Bennington Public Schools is to provide opportunities in a safe, caring environment that will prepare all students to meet the challenges of the future.

Date: April 13, 2026

Anchor Pointe Elementary- Chad Boyes, Megan Christensen

Bennington Elementary - Danielle Robb

Heritage Elementary - Katie Woodrich

Pine Creek Elementary - Alison Dellwo, Krista Bendell

Stratford Elementary - Craig Theis

Staff Appreciation Week 2026

Staff across all buildings are celebrated annually by their respective Parent Teacher Organizations in recognition of their outstanding work. At Anchor Pointe Elementary, this year's celebration featured a fun "meme"-themed week. The festivities included a staff meme contest, a catered boxed lunch, coffee and flavored sodas, gift cards, and a variety of activities that brought energy and enjoyment to the week. It was a well-deserved celebration that highlighted appreciation for staff and fostered a strong sense of community.



Ramping UP the Positive Praise!

As the district enters the fourth quarter, classroom teachers are intentionally increasing their use of positive praise while revisiting and reinforcing schoolwide expectations to ensure a strong and successful finish. Anchor Pointe Staff Members have been using Golden Tickets to pull in those excellent behaviors. Each quarter, students have the opportunity to be selected from these tickets to attend the VIP Principal's Pizza Party, where they enjoy pizza, juice, and other treats as a celebration of their efforts. All students are working collectively toward a fourth-quarter incentive, with Golden Tickets contributing to a building-wide goal of surpassing 20,000 tickets. This incentive may include activities such as board games, sidewalk chalk, and additional recess time. To further support this initiative, staff are also encouraged to distribute tickets, with these incentives made possible through the support of building administration, the school counselor, and district behavior interventionists.



Washington DC 5th Grade Trip

Fifth grade students from across Bennington Public Schools once again had the opportunity to visit our nation's capital, Washington, DC, as part of a memorable learning experience. Led by Abby Fitzgerald, a team of staff members, families, and students participated in another highly successful trip. Throughout their time in Washington, students explored monuments and deepened their understanding of the connections between these landmarks and our nation's history. Highlights of the trip included a ghost tour in Williamsburg, as well as visits to the Martin Luther King, Jr. Memorial and the Lincoln Memorial, bringing classroom learning to life in a powerful and meaningful way.



Middle School News

Marimba State Capital Performance

The Bennington South Middle School Marimba Ensemble performed at the State Capitol in Lincoln on March 20. The group auditioned and was selected to perform as part of the Music in Our Schools advocacy series. Thank you to Mrs. Nabower for providing this unique and memorable opportunity for our students.




BSMS PTO Paint+Sip

On March 3, the BSMS PTO hosted a Paint + Sip Student Mural Creation Event. Students collaborated to create a mural that will be displayed in the BSMS staff lounge. A big thank you to Mrs. Stroberg and our PTO for organizing a fun event that allowed students to showcase their artistic creativity.



Science Researcher Success

Bennington Middle School student researchers achieved outstanding success at both the Metro Science & Engineering Fair and the Greater Nebraska Science Fair. At the metro competition, 9 of 12 participants placed at the top of their categories among 340 projects, with Jenna Murray and Tessa Ehlers advancing to the State Science Fair in April. At the Greater Nebraska Science Fair, seven students earned multiple top placements, including first-place finishes by Jenna Murray, Vlad Bridgeford, and Drake Wilson, along with several additional recognitions and special awards. Highlights include Jenna Murray qualifying as a Thermo Fisher National Finalist for the second year in a row and Tessa Ehlers earning a \$2,500 UNL Food Science Scholarship. Thank you to Mrs. Wilson, Mr. Rucker, and Ms. Siemek for providing our students with these opportunities!



Blair Honor Band

Approximately 200 students from across the metro area and Southeast Nebraska came together in March to participate in the Blair Honor Band. Congratulations to Ben Nabower (BMS) and Simon Johansson (BSMS) for representing our schools in this outstanding musical experience!



BENNINGTON SENIOR HIGH SCHOOL

**16610 Bennington Road
Bennington, NE 68007**

To: Board of Education

From: Greg Lamberty, Bennington High School Principal


Date: April 13, 2026, Board Meeting

UPDATES

- Carson & Tobiah Thorberg represented Bennington High School in the Greater Nebraska Science Fair & Metro Science & Engineering Fair in the month of March. The duo placed 3rd in the GNSF with their Environmental Science presentation.
- Carter Dittmer, Liam Doan, Jack Holdorf, Addison Yates, Prise Yate, Grayson Reed, Aisha Macossay, and Hueffa Honliasso competed for BHS at State Speech in Kearney on March 27.
- Graduating senior, Dylan Rapp, has been selected as a winner of the National Merit \$2500 Scholarship.
- Bennington Public Schools – Bennington High School held a tennis court dedication / ribbon cutting ceremony on Friday, March 13.
- The EMC Art Show runs at Hot Shops Art Center in Omaha (1301 Nicholas Street) from March 30 to April 22. Student recognition will be done by the EMC on Wednesday, April 22. Admission is free to the public & 18 BHS students are submitting work for the contest.
- BHS recognized Mr. Kalina, Mrs. McGrew and Mr. Kessell the week of April 6, which was National Assistant Principal week. All three administrators provide critical support and leadership to BHS staff and students with their assigned duties.
- The EMC Baseball tournament is April 13-18, and the EMC Soccer Tournament is April 20-25.
- The BHS Track Invitational will be held at the stadium on Tuesday, April 21. BHS will have students in the building for academic interventions from 8:00 am to 12:00 pm. All students have academic responsibilities for Tuesday, April 21.
- State Skills USA was held in Grand Island and 10 students represented BHS April 9 & 10.
- State FBLA Competitions and Leadership Convention is scheduled for Kearney, NE from April 16-18.
- BHS will participate in the NSAA District Music Contest on April 23 & 24. The Varsity Band performs on April 23 in the evening at Omaha Benson and Choir performs on April 24 during the school day at Omaha Westview.
- The BPS Foundation Awards & Senior Scholarships will be held at BHS on Sunday, April 26 at 2:00pm.
- BHS National Honors Society induction will take place on Wednesday, April 29 at 7:00pm in the BHS Auditorium.
- Advanced Placement testing will take place May 4-15 and is coordinated by the BHS counselors during the 2-week period. Over 250 AP tests will be taken by students over the two-week block.

- BHS Summer School will be held June 1 to June 19. Students who failed a core class during the 2025-26 school year are eligible to participate in Summer School. Mr. McGrew and Mrs. Erin Holt are the summer school coordinators for BHS.

Social Media Celebrations for Bennington High School:



Carson & Tobiah Thorberg at the Greater Nebraska Science Fair – 3rd place.



2026 State Speech Qualifiers.



2025-26 Class B Girls State Basketball Champions



Unified Basketball @ Special Olympics Tournament – March 12, 2026



Tennis Court Ribbon cutting & dedication – March 13



DANIEL BOMBECK

Director of Student Services

KATHRYN SINDELAR

Asst. Director of Student Services

Spring Transition Meetings

Each spring, the District facilitates a structured transition planning process to help teams prepare for students moving from elementary to middle school, and from middle school to high school. This process is designed to be collaborative, proactive, and student-centered by bringing together special education providers, counselors, and Student Support Team (SST) Chairs for students on an Individualized Education Program (IEP), a 504 Plan, or an SST plan.

Transition planning begins when receiving schools, the middle schools and high school, update sending schools regarding information about their course offerings and academic expectations with feeder schools. This gives elementary and middle school staff an updated point of reference as they continue to plan for the support each student may need in their new environment.

From there, meetings are scheduled to bring staff together from both the sending and receiving schools to discuss students and plan for their transition.

Special Education (IEP) Transitions

Special education teachers from the sending and receiving schools meet to review each student's IEP and discuss the IEP-indicated supports. This includes reviewing a student's strengths, needs, and identified supports and reviewing how those can best be met in the receiving school. This may include a para-supported class, a co-taught class, or another service delivery method that meets a student's needs. Counselors from the receiving school attend these meetings as well, allowing them to begin planning class schedules with the student's needs in mind. This meeting also provides case managers with time to organize information for general education teachers for the coming school year.

504 Plan Transitions

School counselors from feeder and receiving schools meet to review active 504 Plans and discuss the accommodations each student requires. This provides middle and high school counselors with information to develop class schedules for students and allows them time to ensure all information can be shared with general education teachers.

Student Support Team (SST) Transitions

SST Chairs from sending and receiving schools connect to review the plans and strategies in place for students who are receiving additional support outside of a formal special education or 504 designation. This helps receiving schools continue any interventions or monitoring without interruption.

To support receiving school staff in their planning, feeder school teams complete a transition spreadsheet for each student with a support plan. These documents summarize key information from the student's IEP, 504, or SST plan in a format that helps receiving staff develop appropriate schedules and caseload assignments. These spreadsheets are treated as confidential documents and are shared only with the specific staff members who need the information to plan for or serve the student.

Students with Plans Transitioning

Plan	5th	8th
IEP	81	53
504	10	*
SST	67	34

PROFESSIONAL LEARNING

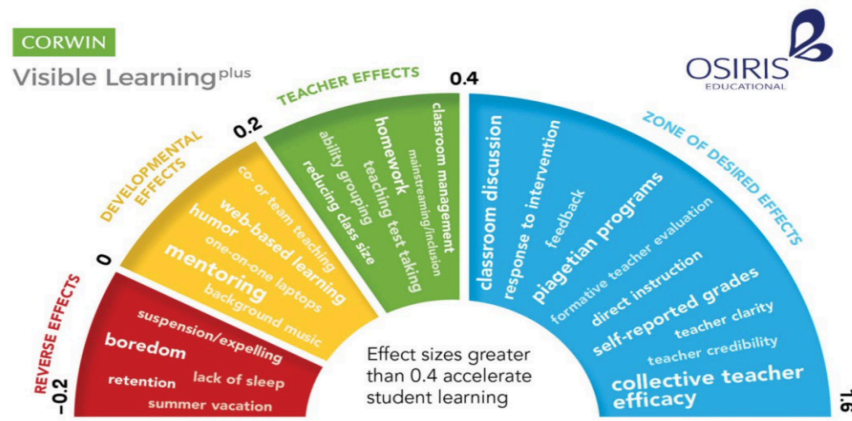
Recap 2025-2026 Focus

1. Collective Teacher Efficacy

What is collective teacher efficacy?

The shared belief among teachers that their collaborative efforts can positively influence student outcomes.

Benefits: A focus on learning, a collaborative culture with collective responsibility, and a result-oriented mindset



2. Professional Learning Community (PLC)

What is a Professional Learning Community?

In BPS, our Professional Learning Communities (PLCs) foster a culture of learning for all students by leveraging collaborative teams, data-informed responsive teaching, and shared accountability in a cyclical process that drives continual growth for both educators and students.

BPS PLCs Shared Commitments

1. Dedicated Time
2. Collaborative Teams
3. Shared Accountability
4. Data-Informed Decisions
5. Continual Growth

- **2025-2026: PLC Norms, PLC Question #1, and Teacher Clarity**

What do we want all students to know and be able to do?

- **2026-2027: PLC Question #2 and Assessments**

How will we know if they learn it?

- **2027-2028: PLC Question #3, PLC Question #4, and MTSS Processes**

How will we respond when some students do not learn?

How will we extend the learning for students who are already proficient?

Dr. Shannon Thoendel
Director of Elementary Education

Dr. Jimmy Feeney III
Director of Secondary Education

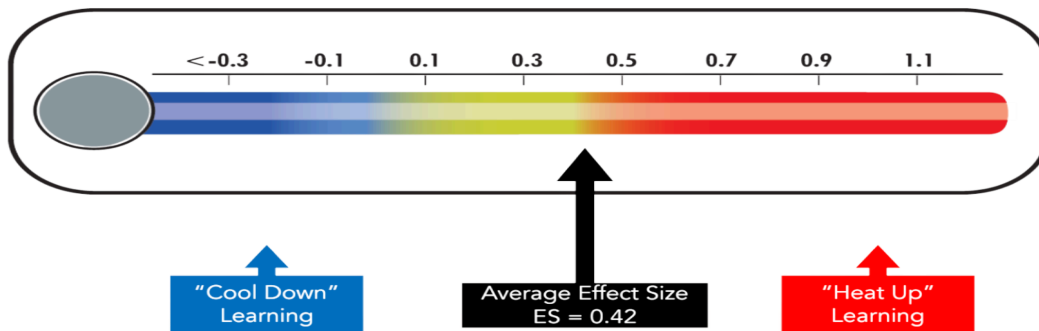
3. Teacher Clarity

What is teacher clarity?


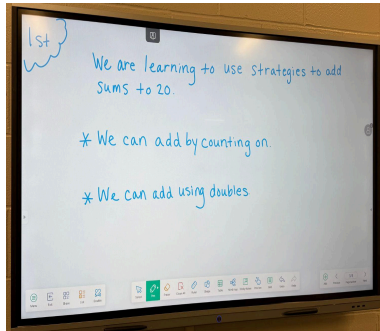


A high-impact teaching strategy where educators explicitly communicate learning intentions and define success criteria, allowing students to understand what they are learning, why, and how to succeed.

Benefits: Helps teachers make informed decisions, keeps the big picture in mind, optimizes teaching and learning experiences, and identifies evidence to measure teaching and learning.

Teacher Clarity (d=0.84)
Learning Intentions (Objectives) (d=0.54)
Success Criteria (d=0.63)



Classroom Examples:



ASSESSMENT

Spring 2026

- **PreACT and ACT 9th-11th grade:** March 24
- **NSCAS (State Summative) 3rd-8th grade:** March 23-April 24
- **NWEA MAP Growth K-8th grade:** April 6- May 15
- **Reading DIBELS 8 K-5th grade:** April 27- May 15
- **High School AP Exams:** May 4-15



Bennington Public Schools Board Report
Matt Blomenkamp, Assistant Superintendent of Operations

To: Board of Education
Date: April 13, 2026, Board Meeting

I have continued to communicate to our staff about the current jobs that are posted, information on how to apply for a transfer if they choose, and what steps they can take to apply for open jobs in the district. Current certified positions that are open include:

Special Education– Bennington High School, Multiple Elementary Schools
School Psychologist - District

We currently have two open food service positions, six open bus driving positions, and open five paraprofessional positions.

Below are some updated pictures of High School #2





Summer work items of importance:

- Concrete and striping work around the district
- Parking stall addition at Warehouse
- Round about fix at Bennington South Middle School
- Playground equipment installation (PTO) Bennington Elementary
- Closing of Bennington Road (bridge).
- Closing of 156 and State

Superintendent Report

April 2026

Demographers

As previously communicated during the December BOE meeting, the district entered into a contract with RSP and Associates to complete two demographic studies. The first study should be completed by the end of this month, and will provide an updated detailed review of current district demographics, a historical analysis of enrollment and housing trends, and a projection of future enrollments based on planned and anticipated development. This information is important for our fast-growing district as we continue to plan for long-term needs within our boundaries.

We are excited about the completion of this study as it will be utilized as the baseline for our strategic plan growth goal. This information will allow us to begin vision planning for the district's future including building capacities, student service infrastructure (busing, printing, technology), potential building expansions, staff recruitment, and budgeting.

RSP and Associates will also assist the district with a second study to outline potential boundary line options associated with future expansion. The district's goal remains to finalize and announce high school boundary lines in late summer/early fall of 2027.

Kindergarten Numbers

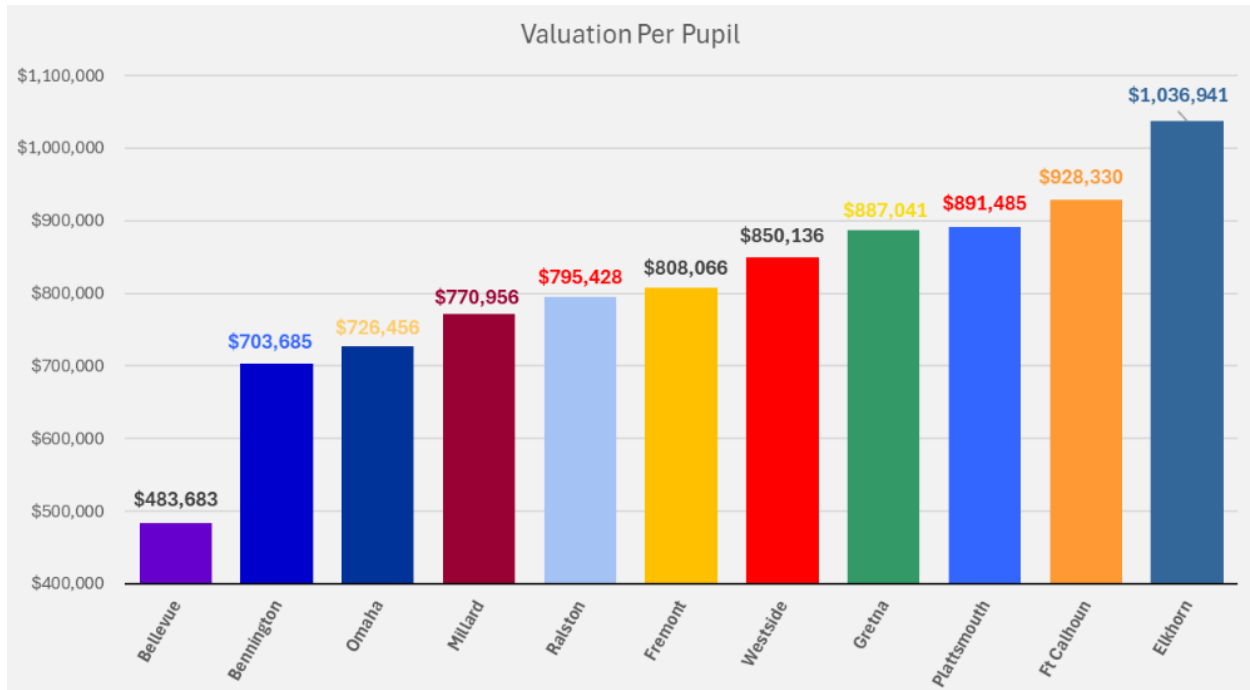
Each year Kindergarten registration begins at the start of the second semester. The district conducted a historical analysis of the monthly registration numbers and compared them to the final total. We also conducted a similar analysis for each building, recognizing that registration submissions vary across elementary schools. The analysis involved averaging the enrollment data from the past five years to provide a more accurate estimate of the percentage of completed registrations. The district then utilizes that data to try and predict our final kindergarten class enrollment in August of the following year. At the end of March, we begin to gain a clearer understanding or estimate of the Class of 2039 enrollment. BELOW are the estimated kindergarten registrations for each building and for the district as of the end of March:

Building	Registrations Thru 4/1	Estimated Percent of Total Registrations	Estimated Kindergarten Enrollment for 26-27
Anchor Pointe (4)	59	83.87%	70
Bennington (3)	38	87.93%	43
Heritage (3)	50	78.32%	64
Pine Creek (4)	58	87.39%	66
Stratford (3)	53	83.90%	63
DISTRICT (17)	258	84.75%	304

The analysis projects that total enrollment will be just under 85% completed. So, we should feel confident about what these numbers look like for the upcoming school year. As with all data and analytics, there is still a possibility of considerable change.

State Aid

The legislative session is nearing a conclusion for 2026, and we do not anticipate any large state aid model changes for the upcoming school year. A reminder that Bennington Public Schools is extremely reliant upon state funds to educate students due to the lack of valuation per student in our district. To illustrate how BPS lacks local resources compared to our peers, BELOW is a graphic showing the valuation per student for the Omaha metro schools that are under \$1,000,000 per student (five schools are over that amount).



The state aid system is incredibly complex, but ultimately comes back to this simple equation:

- Needs (Cost to Educate Kids) minus Resources (Valuation) = Equalization Aid

In 2026–27, BPS will continue to rely heavily on state funding, with an estimated \$16,780,008 in State Aid, representing approximately 27% of the total revenue budget.

Looking forward, we continue to anticipate state aid reductions next year as valuation increases on the resources side of the equation, especially if our student population continues to grow between 100-150 students per year. In 2028-29, we are anticipating a large increase in state aid as the new school growth adjustment takes effect for the second high school.

Building and Finance Committee Notes
March 9, 2026
Upstairs Conference Room

The Building and Finance Committee (“Committee”) of the Bennington Board of Education (“BOE”) met on March 9, 2026, in the Upstairs Conference Room at the District Office at 5:00pm. Board members present were Jeremy Dick, Allyson Slobotski, and Tim Dreessen. Administrators in attendance were Aaron Plas and Matt Blomenkamp.

Dr. Plas reviewed updated revenues and expenses for the 2026-27 school year. The Committee provided guidance on the allocation of funds for each year. The Committee will continue to monitor and discuss any additional changes in future meetings.

Dr. Plas provided the Committee with a summary of proposals:

- #29 - 0.2 Art Teacher
- #30 - 0.2 Music Teacher
- #31 - 0.3 PE Teacher
- #33 - 0.2 Media Specialist
- #21 - 6th Grade Teacher

The Committee unanimously approved releasing the funds for these proposals at the March BOE meeting.

Dr. Plas discussed additional proposals the Curriculum and Personnel Committee discussed approving, including a Network Administrator for next year to help the technology department both on the software and hardware side of the district.

Dr. Plas also explained that Children’s Hospital will be terminating our athletic training contract this summer. One of our two trainers has already been canceled, with our other athletic trainer being canceled this summer. Currently we pay \$15,000 for each of our two trainers, for a yearly cost of \$30,000. Dr. Blomenkamp has been exploring other districts in the EMC and Metro and has discovered that the model for partnerships with hospitals to contract for athletic trainers no longer exists. All of the schools he has contacted now employ their own trainer. The Committee asked that he further investigate what a standard contract for one full-time (1) athletic trainer at Bennington would cost the district next school year.

Dr. Plas reviewed the bids received for the OPW Off-Site Storm Sewer and Paving project associated with the new high school, with the low bid being from Valley Corporation at \$1,618,654.64.

Dr. Plas reviewed a proposed MOU between the Foundation and BPS to ensure all parties are appropriately represented with the current office arrangement. The Committee provided Dr. Plas guidance to finalize the agreement and MOU.

Dr. Plas reviewed potential construction additions the district could entertain at High School #2. The Committee accepted additions including adding a storage building back into the project for \$148,869 and six HVAC water source units for \$216,343. The water source units will ensure the district is eligible for federal energy credits.

Dr. Plas reviewed the Eide Bailly energy credit proposal. Because the district is installing a geothermal system, the district is eligible for energy credits between \$2.2 and \$2.6 million. This is a significant increase compared to the \$800,000 initially forecast. The Committee approved moving forward with an

agreement with Eide Bailly to ensure compliance and filing for the credits.

Dr. Blomenkamp provided an overview of facility and maintenance projects across the district that will require consideration and approval by the Board of Education at the April 2026 BOE meeting. The Committee unanimously recommended the following items for BOE approval:

- Concrete repairs throughout the district with costs not to exceed \$100,000
- Replacement of carpet at Pine Creek Elementary with costs not to exceed \$160,351
- Replacement of rooftop HVAC equipment at Bennington Elementary with costs not to exceed \$206,164
- Replacement of a district van with costs not to exceed \$64,656

The Committee reviewed additional projects that will be completed this summer including striping of parking lots, playground installation at Bennington Elementary, a walk-in cooler at BHS, additional parking at the warehouse, and bus loop updates at BSMS.

The Committee asked Dr. Plas and Dr. Blomenkamp to continue exploring pricing and partnership options to replace the scoreboard at the high school.

Dr. Blomenkamp reviewed food service prices for the 2026-27 school year. The data showed that BPS continues to run a deficit within the account and is below the average cost of breakfasts and lunches in the metropolitan area. The Committee unanimously approved proposed increases of \$0.15, which will be voted on at the April board meeting.

The meeting adjourned at 5:55 p.m. The next meeting is not scheduled at this time.

Building and Finance Committee Notes
April 8, 2026
1940's Conference Room

The Building and Finance Committee ("Committee") of the Bennington Board of Education ("BOE") met on April 8, 2026, in the 1940s Conference Room at the District Office at 5:00 PM. Board members present were Jeremy Dick, Allyson Slobotski, and Tim Dreessen. Administrators in attendance were Aaron Plas and Matt Blomenkamp.

Dr. Blomenkamp provided an overview of facility and maintenance projects across the district that will require consideration and approval by the Board of Education at the April 2026 BOE meeting. The Committee unanimously recommended the following items for BOE approval:

- Concrete repairs throughout the district with costs not to exceed \$215,000
- Replacement of carpet at Pine Creek Elementary with costs not to exceed \$160,351
- Replacement of rooftop HVAC equipment at Bennington Elementary with costs not to exceed \$206,164
- Replacement of a district van with costs not to exceed \$64,656

Dr. Plas provided the Committee with a summary of proposal #29 - Network Administrator. The Committee unanimously approved releasing the funds for this proposal at the April BOE meeting.

Dr. Plas also revisited that Children's Hospital will be terminating the district athletic training contract this summer. Dr. Blomenkamp provided a breakdown of costs to continue having the services of two athletic trainers at the high school. The Committee agreed with the costs and approved Dr. Blomenkamp to work to secure services.

Dr. Plas reviewed potential construction additions and changes to the second high school within the board-approved guaranteed maximum price and the overall construction budget. The Committee approved the Issued for Construction changes of \$1,228,146 and proceeded with several construction changes, staying within the original construction budget.

Building/Finance Committee reviewed and approved change orders from January 2026 through March 2026 on the second high school project. 0.04% of contingency funds have been utilized through March 2026.

Dr. Plas reviewed updated revenues and expenses for the 2025-26 and 2026-27 school years. The Committee provided guidance on the allocation of funds for each year and state revenue mandates. The Committee will continue to monitor and discuss any additional changes in future meetings.

Dr. Plas reviewed the proposal from Access Inc. for the district five-year printing contract. Access was unanimously approved by the Committee.

Dr. Plas reviewed an easement request from MUD within the district-owned Morgan Ridge property. The Committee unanimously approved the agreement for the easement to MUD to be voted on by the Board of Education at the April meeting.

Dr. Blomenkamp reviewed starting wage increases for all classified staff members for the 2026-27 school year. The Committee approved increasing the starting wages with inflationary factors to remain competitive with Omaha metro school districts.

The Committee went into executive session at 6:26 PM. The next meeting is not scheduled at this time.

Curriculum Committee Notes March 9, 2026

The Curriculum Committee of the Bennington Board of Education met on March 9, 2026, at 4:00 PM in the 1940 Board Room. Board members present were Kara Neuverth, Joe Pick, and Steve Shannon. The administrators in attendance were Dr. Thoendel and Mr. Feeney.

The Committee received a presentation from HS #2 Core Team members outlining options for the school colors and mascot. At the conclusion of the presentation, the Committee went into closed session to discuss their thoughts on the various options. The Committee will collaborate with the Building and Finance Committee to make a final recommendation for approval.

The Committee reviewed budget information, including projected revenues and anticipated expenditures. Dr. Thoendel and Mr. Feeney asked for consideration of Proposals #45, Network Administrator, and #36, Elementary Department Leads. The Committee unanimously approved moving forward with the Network Administrator position, with Superintendent discretion on the timing for seeking the release of funds and full Board approval. Proposal #36 was placed on hold for further discussion during the April meeting.

The Curriculum Committee unanimously recommends the following proposal for approval, pending the release of funds by the Building and Finance Committee:

Proposal Number	Name	Description	Personnel Costs	Curriculum Costs	Notes
#36	Network Administrator	Split the Current System Administrator position into two separate positions, System Administrator and Network Administrator.	\$105,000	\$0	
Total Proposed Costs		General Fund (2026-27) – \$105,000			

The estimated cost for Proposal #36 is \$105,000. The funds would be allocated from the 2026-27 General Fund budget.

The Committee received updates on two final items. Dr. Thoendel and Mr. Feeney provided information on the progress of the math materials adoption process for the 2026-27 school year. Final recommendations will be presented to the Committee in April.

Information was also shared that, at the conclusion of this school year, the district's current contract with Children's Nebraska to provide Outreach Athletic Trainer services will no longer be available. The Committee expressed that having an athletic trainer is crucial to supporting the district's athletic programs. The administration was asked to provide follow-up information on alternative contract options, as well as the potential cost of hiring an on-staff trainer.

The meeting adjourned at 5:42 PM. The next regular meeting will be held on Monday, April 13th, at 5:00 PM.

2025 -2026

Nutrition Services Annual
Report

Bennington Public Schools



Tracy Watsabaugh
Coordinator of Nutrition Services

Vision Statement

Bennington Nutrition Services is dedicated to serving delicious and nutritious meals in a friendly environment that supports student learning and developing lifelong healthy lifestyles.

Delicious - Nutritious - Friendly - Support

Nutrition Services Team

Anchor Pointe
Bennington Elementary
Heritage Elementary
Pine Creek Elementary
Stratford Elementary

Middle School
South Middle School
High School

District Office
Coordinator

Roxanne McGavran
Patricia Childers
Karla Evans
Emily Coles
Janet Snyder

Reginald Evans
Angela Mitchell
Leah Christianson

Rhonda Logeman
Tracy Watsabaugh



FEDERAL REIMBURSEMENT RATES

2025-2026	BREAKFAST	LUNCH
FREE	\$2.46	\$4.69
REDUCED	\$2.16	\$4.29
PAID	\$0.40	\$0.53

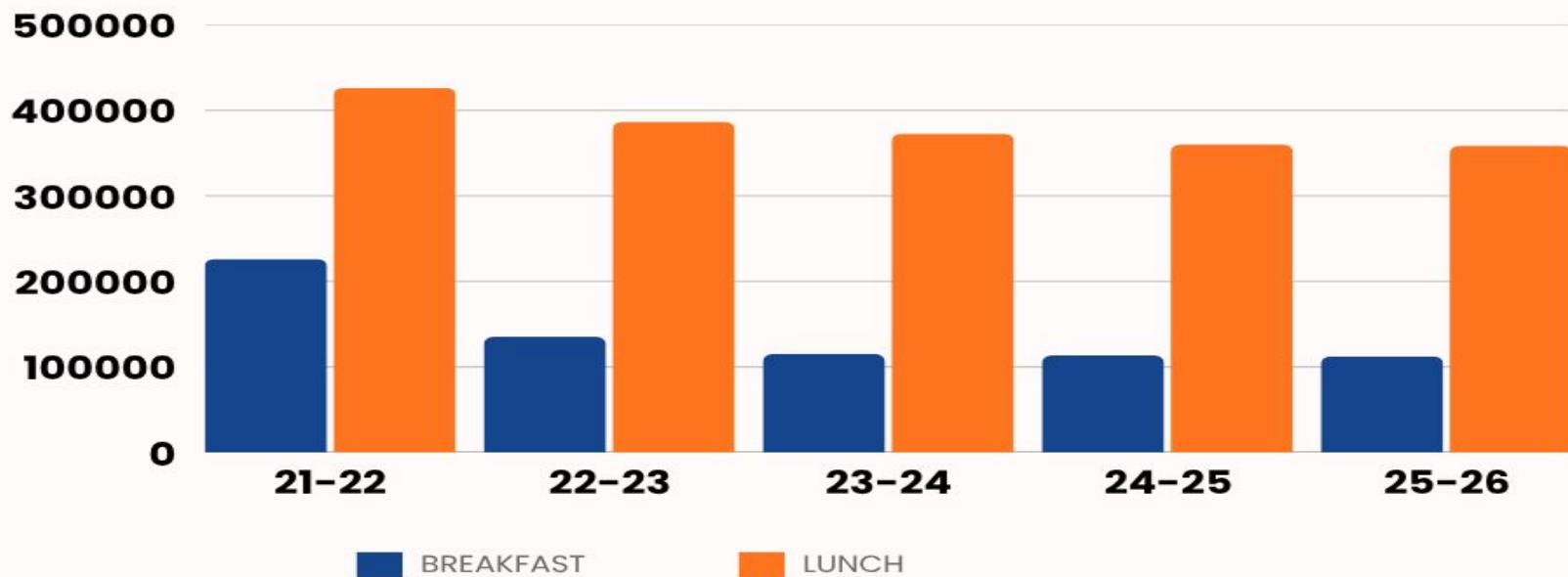
2025-2026

Commodity Entitlement
\$177,691.43



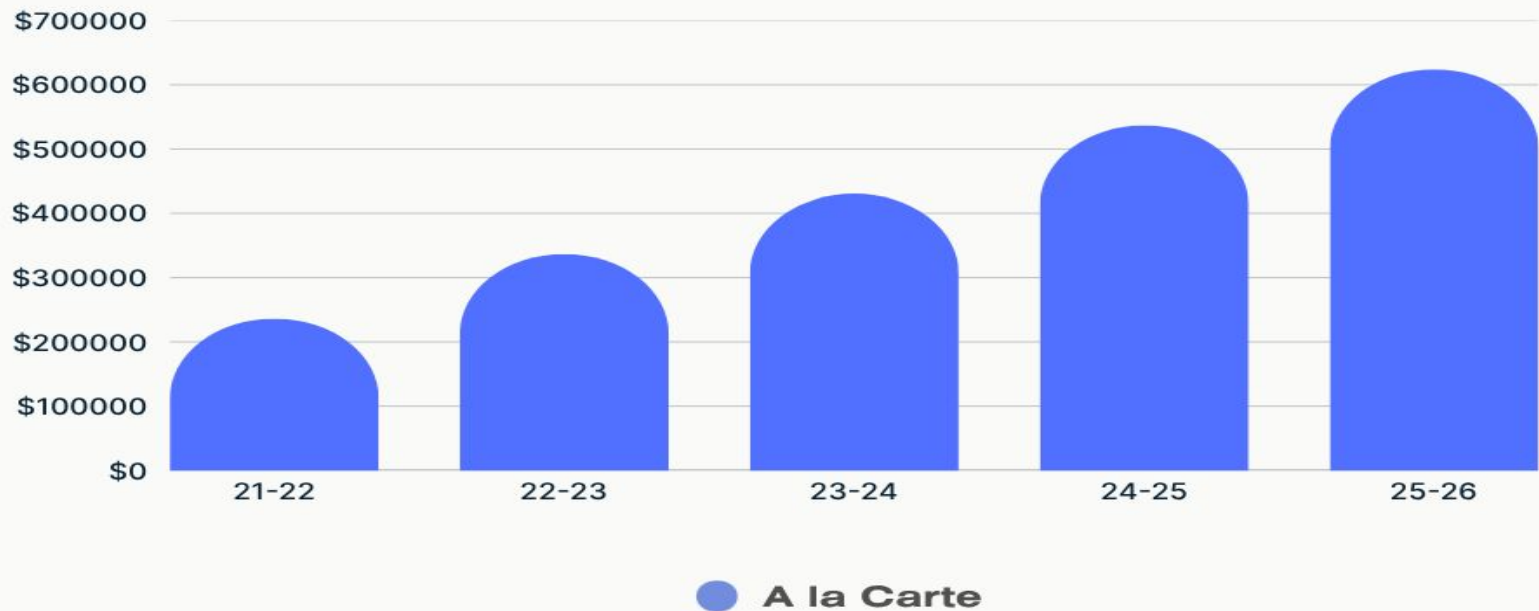
REIMBURSABLE MEAL STATISTICS

NUTRITION SERVICES



Please note, the 25-26 statistics are projected based on August - March reimbursable meals.

A LA CARTE SALES REPORT



14.5%

District Free and Reduced



25% ~ Heritage Elementary
20% ~ Bennington Middle
18% ~ Bennington Elementary
13% ~ Bennington High
12% ~ Bennington South Middle
11% ~ Anchor Pointe Elementary
11% ~ Pine Creek Elementary
11% ~ Stratford Elementary

60%

District Average Daily
Participation - LUNCH



73% ~ Anchor Pointe Elementary
69% ~ Pine Creek Elementary
67% ~ Stratford Elementary
66% ~ Bennington Elementary
65% ~ Heritage Elementary
53% ~ Bennington Middle
53% ~ Bennington South Middle
37% ~ Bennington High

17%

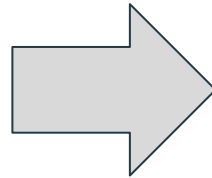
District Average Daily
Participation - BREAKFAST



29% ~ Heritage Elementary
24% ~ Anchor Pointe Elementary
21% ~ Pine Creek Elementary
14% ~ Bennington Elementary
13% ~ Middle School
13% ~ Bennington High
12% ~ Stratford Elementary
8% ~ Bennington South Middle

PROCUREMENT

Performance Foodservice
US Foods
Hiland Dairy Foods
Rotella's Italian Bakery
Cintas
Coke



Groceries & Supplies
Commodities
Milk
Bread
Towels & Aprons
Smart Snack Beverages

Looking back on 25-26.....

Achievements

- New Sub Sandwich Bars
- National School Breakfast
- SNA Certifications - 5 staff
- New POS Computers

Challenges

- Staffing Shortages
- New USDA Regulations
- Buy American Provision
- Mid-Year Price Increases

Teamwork

- Positive Influence
- Special Diets for 30 Students
- Recipe Development
- Sharing Inventory

2025-2026 School Meal Pricing Comparison

Breakfast	Avg Price	BPS Price	Difference
Elementary	\$2.04	\$2.05	\$0.01
Middle School	\$2.16	\$2.10	-\$0.06
High School	\$2.26	\$2.20	-\$0.06

Lunch	Avg Price	BPS Price	Difference
Elementary	\$3.08	\$2.95	-\$0.13
Middle School	\$3.31	\$3.25	-\$0.06
High School	\$3.42	\$3.30	-\$0.12

BREAKFAST

ELEMENTARY	\$2.15
MIDDLE SCHOOL	\$2.20
HIGH SCHOOL	\$2.30
ADULT	\$3.15
MILK	\$0.60

26-27 PROPOSED PRICES

LUNCH

ELEMENTARY	\$3.05
MIDDLE SCHOOL	\$3.35
HIGH SCHOOL	\$3.40
ADULT	\$5.00
MILK	\$0.60


THANKS

Questions?





BENNINGTON PUBLIC SCHOOLS HIGH ABILITY LEARNERS PROGRAM





OUR HAL TEACHERS

Abby Fitzgerald
Missy DeHart
Calena Ohlson

The HAL Program is supervised by the Department of Student Services, Elementary Curriculum Director, and Secondary Curriculum Director

STATE AND FEDERAL REQUIREMENTS FOR HIGH ABILITY LEARNER PROGRAMS

Nebraska Department of Education - if we meet NDE Rule 3, we then meet US DOE requirements and may receive the state HAL Grant (\$33,133, 25-26 School Year)

NDE Rule 3, Regulations governing high ability learners:

- Each school district shall identify learners with high ability and *may* provide accelerated or differentiated curriculum programs that will address the educational needs of the identified students
- Each school district must have a plan for delivery of accelerated or differentiated programs for HAL students, this must include the following:
 - Identification procedures
 - Philosophy
 - Definition of HAL
 - Continuum of program services

Continuum of Services - Differentiate Curriculum - Accelerate Curriculum - Enrich Curriculum - Compact Curriculum - Student Grouping - Mentoring/Shadowing - Specialized Grouping

RULE 3 UPDATES FOR 2026-2027 SCHOOL YEAR



RULE 3 REVISIONS AT A GLANCE: WHAT'S NEW?



*CHANGES TAKE EFFECT IN THE 26-27 SCHOOL YEAR



CONSISTENCY IN IDENTIFICATION

HAL identification requires 3 data points:

- One quantitative (e.g. standardized test, etc.)
- One qualitative (e.g. observation, scales, etc.)
- One additional of either



IDENTIFICATION PORTABILITY

A student identified as HAL in a Nebraska district retains that identification when transferring

Receiving districts must honor the designation.



DATA & EVALUATION

Disaggregate & report HAL data:

- Achievement
- ACT/SAT
- Graduation rate
- Participation in advanced coursework

Replace yearly HAL plan updates with program review & plan revisions on a 5-year cycle






CONSORTIUM FUNDING

Districts may apply jointly for HAL funding as consortium (e.g., with other districts or via an ESU)

- One fiscal agent manages the application and funds
- Local dollars match may come from multiple districts
- Requires a shared plan and agreement (MOU)

HOW WE QUALIFY STUDENTS



STUDENTS QUALIFY FOR SERVICES BY MEETING THE THRESHOLD ON 2 OUT OF 3 OF THE FOLLOWING MEASURES.

1. Fall MAP Test

A student must receive a score in the 95th percentile or higher on the math and/or reading section.

+

2. Cognitive Abilities Test (CogAT)

A student must receive one or more scores in the 95th percentile or higher on one of three batteries of the test (verbal, quantitative, nonverbal)

+

3. Scales for Identifying Gifted Students (SIGS)

3 out of 7 (or more) scores in the 90th percentile or higher

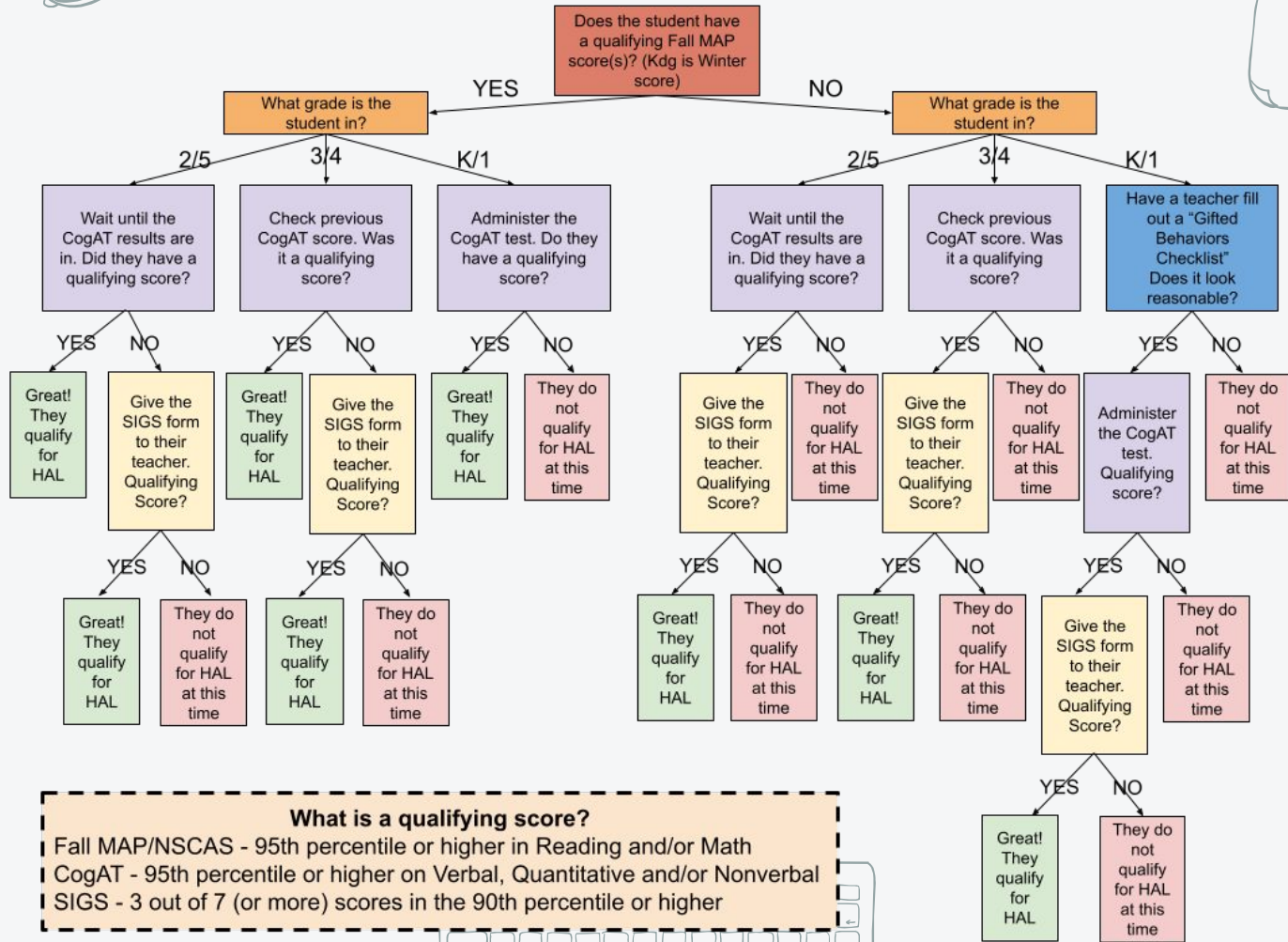
All students take the Fall MAP test.

All 2nd and 5th graders additionally take the CogAT - if a student outside of 2nd/5th grades has a qualifying MAP score, the CogAT is then administered by the HAL Facilitator

Students in K/1 MUST have a qualifying CogAT score to qualify for services.

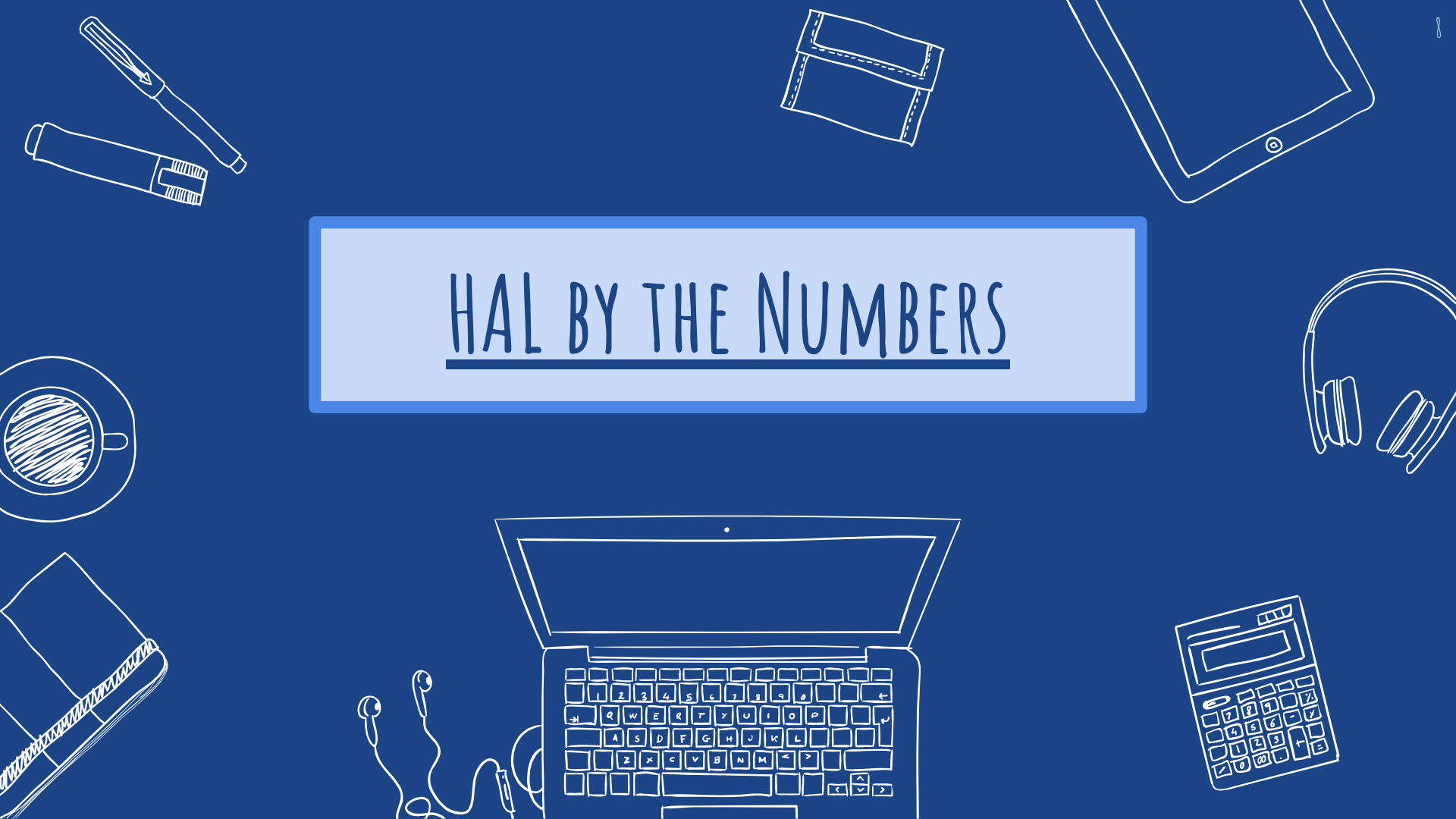
Bennington HAL Qualification Flowchart

Updated 09/2025



What is a qualifying score?
Fall MAP/NSCAS - 95th percentile or higher in Reading and/or Math
CogAT - 95th percentile or higher on Verbal, Quantitative and/or Nonverbal
SIGS - 3 out of 7 (or more) scores in the 90th percentile or higher

HAL BY THE NUMBERS



Current # of Students Qualified

<u>Elementary</u>	KG	1st	2nd	3rd	4th	5th	Total	%
Anchor Pointe	█	█	█	14	24	23	80	17.3%
Bennington	█	█	█	█	16	22	59	15.9%
Heritage	█	█	█	█	█	12	36	8.6%
Pine Creek	█	█	10	14	19	21	77	14.9%
Stratford	█	█	█	12	10	17	58	14.6%
District Wide	15	24	40	51	76	95	301	13.9%
Grade Level %	4.9%	6.8%	11.8%	13.8%	19.3%	23.8%	13.9%	

<u>Middle School</u>	6th	7th	8th	Total	%
Middle School	22	24	23	69	15%
South Middle School	43	43	42	128	20%
District Wide	65	67	65	197	17.5%
Grade Level %	16.8%	19.4%	17.6%	17.5%	

<u>High School</u>	
Grade	# Qual.
9th	57
10th	66
11th	48
12th	41
Total	212 18.7%

Groups smaller than 10 are masked - total masked students = 87

Bennington Service Model

Elementary

- *Kindergarten*
One 45 minute session per week in the area of logic and critical thinking.
- *1st-5th grades*
 - Three 45 minute sessions a week. One session each for math, reading, and critical thinking.
- Each elementary classroom also receives one push-in lesson with the HAL facilitator a year on early release days.

Middle School

- Services are optional
- Students may choose to attend up to three HAL courses each semester during their advisory period (24 minutes). The topics are STEAM, Critical Thinking, and Competition.

High School

- High school students do not actively participate in HAL services due to the availability of AP courses, college credit, and personalized scheduling.

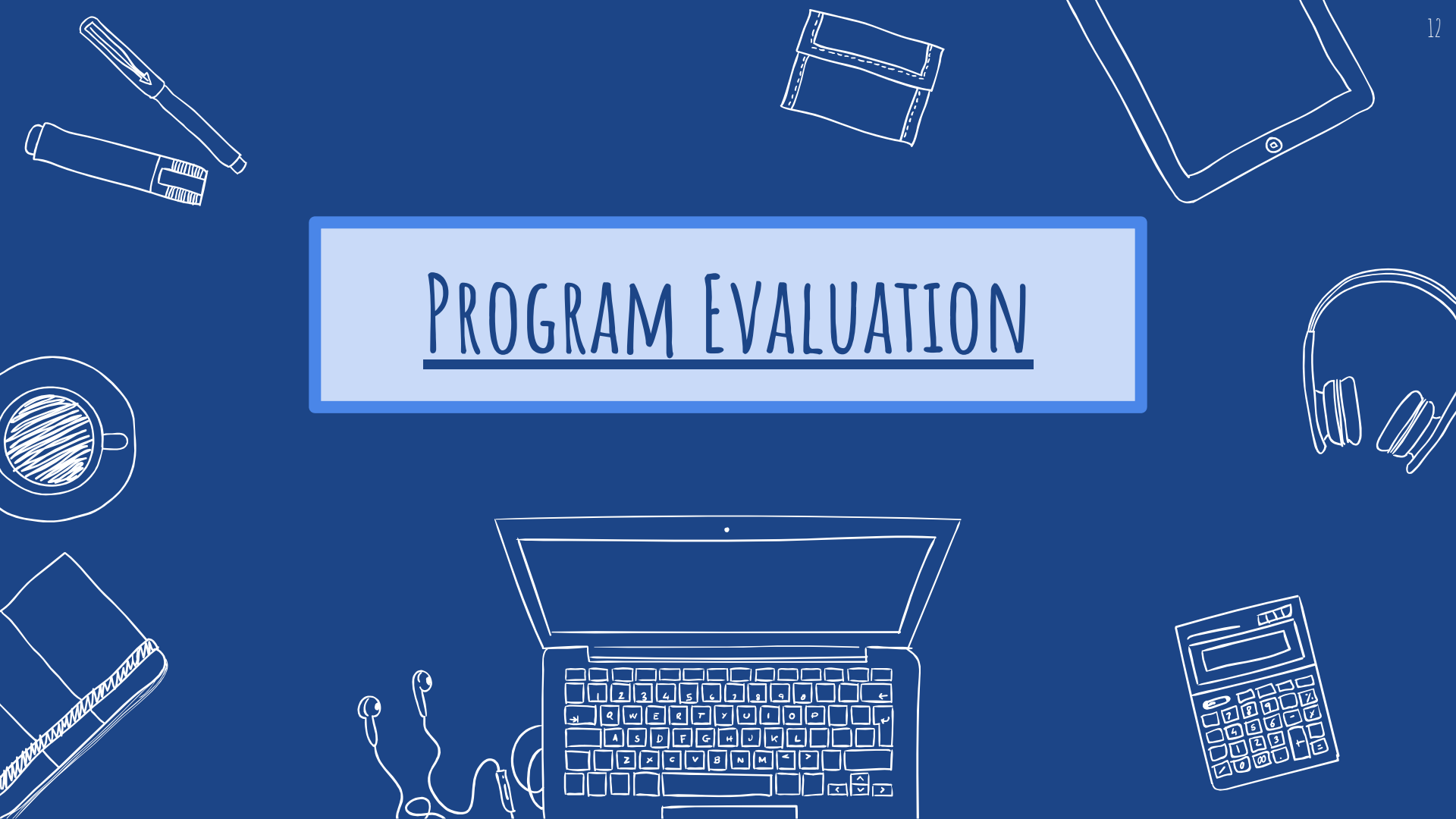
INCREASED MS HAL PARTICIPATION

BMS 25-26	PARTICIPATE	QUALIFIED	PERCENT
6th	21	22	95%
7th	21	24	88%
8th	19	23	83%
25-26 Total	61	69	89%

BSMS 25-26	PARTICIPATE	QUALIFIED	PERCENT
6th	41	43	95%
7th	34	43	79%
8th	31	42	74%
25-26 Total	106	128	83%

2019-2020	PARTICIPATE	QUALIFIED	PERCENT
19-20 Total	81	153	53%

PROGRAM EVALUATION



COMPONENTS

✘ Data Collection:

- Other districts (Gretna, Elkhorn, Millard, Blair)
- Parents (survey)
- Students (survey, interviews)
- Teachers (survey, interviews)
- Administration (survey, interviews)

✘ Development of Processes/Forms:


- Exit Procedure, Appeals Process, Progress Monitoring Form, Eligibility Form


✘ Up Next:


- Create draft HAL plan for 2026-2027 and beyond with proposed changes/updates
- Share data to administration
- Share draft policy changes to board curriculum committee
- Roll-out plans



EXAMPLES OF THE GREAT THINGS
HAPPENING IN OUR PROGRAM!









ends Unbound





Thank You!!!



MEMORANDUM

To: Dr. Aaron Plas
From: Julia Plucker
Date: April 10, 2026
Re: Nebraska Legislature – Session Update

What to Know This Session

The Nebraska Unicameral finished day 59 of the 60-day legislative session today. The body essentially finished its work for the year, passing over 53 bills on final reading and paying tribute to the members term-limiting out or not returning next year. The legislature will be in session for its final day, Friday, April 17, to take up any potential gubernatorial veto overrides on bills passed yesterday and today.

Last week, legislators passed the budget after two failed cloture votes and suspending the rules to keep the budget on the floor past the statutory deadline. This was achieved through a negotiated "Plan C" compromise.

Bills of Interest

Education-related bills of note that passed:

LB 937 (Education Committee) Change provisions relating to option enrollments, reading, dyslexia, reporting, teacher apprenticeships, teacher recruitment and retention, and the College Pathway Program (amended to remove dyslexia section). A number of bills were attached to this priority bill, including:

LB 1164 (Lonowski) Adopt the Prior Learning Act

LB 1241 (Murman) Provide requirements relating to applications for employment at a school (amendment to reduce employer lookback to 7 years)

LB 1146 (Conrad) Change provisions relating to reports by a school district relating to absences of a child from school (amendment requiring medical professional documentation)

LB 1243 (Murman) Change school board policies and procedures relating to part-time enrollment (amendment regarding FFA)

LB 1224 (Hunt) Prohibit children from transferring to an exempt school during certain child abuse or neglect investigations and prohibit persons convicted of certain crimes from monitoring or providing instruction at such schools (AM 2228)

This bill passed Final Reading today, with a vote of 49-0. A few minor changes were made on Select File with regard to student absences of a child for physical or mental illness, and duties of the ESU Coordinating Council with regard to implementation of the K-12 Education Cybersecurity Act.

LB 653 (Murman), a carryover bill introduced by Sen. Murman dealing with option enrollment, that also includes a provision regarding suspension of PreK-2nd grade students, was passed and signed by the Governor on March 4, 2026. A reminder of the provisions in the legislation:

- An option school is required to automatically accept siblings of currently enrolled students regardless of capacity.
- A preK-second grade student may be suspended if the student engages in violent behavior capable of causing physical harm to another student or school employee.
- Schools would be required to provide parents written notice when a child is suspended outlining (1) the actions made by the school to try to discontinue or alleviate the behavior of the student prior to considering suspension; (2) resources the school is able to provide or recommend to assist the student, and (3) how the school plans to handle such behavior in the future, including an actionable plan aimed at maximizing strategies to keep the student in school.
- Before a short-term suspension takes effect, the student and parent must be given oral and written notice of the charges against the student, an explanation of the evidence the authorities have, and an opportunity to present the student's version of the events leading to the alleged conduct or violation the principal has determined necessitates a short-term suspension and evidence to support the student's version of such events.

LB 803 (Revenue) Adopt the First-Time Home Buyer Savings Account Act and change provisions relating to the Sports Arena Facility Financing Assistance Act, the Property Tax Growth Limitation Act, property tax calculation and levy procedures, homestead exemptions, and income taxes. This priority bill of the Revenue Committee was introduced as a shell bill but was replaced by four measures in committee, including a measure to require counties, cities, school districts and certain other political subdivisions to hold a public hearing and pass a resolution or ordinance to increase their property tax request from one year to the next with a 2/3 majority vote, or in the case of a 7-member board, a 4/7 majority vote. The bill passed on final reading today and contained the following bills:

LB 575 (Murman) Change provisions relating to the Property Tax Request Act and property tax levy limits

LB 938 (Hallstrom) Adopt the First-Time Home Buyer Savings Account Act and provide for income tax adjustments

LB 1116 (Ibach) Change provisions relating to the Sports Arena Facility Financing Assistance Act

LB 1154 (Riepe) Change provisions relating to the calculation of property tax request authority under the Property Tax Growth Limitation Act

LB 882 (Andersen) Change provisions relating to homestead exemptions for certain veterans and surviving spouses (portions included)

A. Discuss, Consider, and Take Action on Curriculum and Personnel Proposals

The Curriculum Committee met on March 9th to continue the process of determining which curriculum and personnel proposals to recommend for the 2026-27 school year. This year 50 proposals were submitted for consideration. At previous meetings, the BOE approved twelve of the 50 proposals while focusing on areas of need and special education reimbursements. The Curriculum Committee has continued to review proposals that were highly prioritized by both the Curriculum/Proposal Committee and the Administrative/BOE Committee. The Curriculum Committee is recommending the following high-ranking proposals for approval:

Proposal Number	Name	Description	Personnel Costs	Curriculum Costs
36	Network Administrator	Split the Current System Administrator position into two separate positions, System Administrator and Network Administrator.	\$105,000	\$0
TOTAL PROPOSED EXPENDITURES			\$105,000	\$0

The total budgeted cost for this position is \$105,000.

The Curriculum Committee is unanimously recommending the approval of this proposal. The committee will review the remaining 37 proposals and rank them for future additions as funds are released from the Building/Finance Committee.

B. Discuss, Consider, and Take Action on District Purchases

The Building/Finance Committee met on March 9th to discuss potential district purchases. These discussions included transportation purchases. At the conclusion, the Building and Finance Committee is recommending the following be approved for purchase:

Building	Description	Cost	Fund	Vendor	General Notes
District	Van	\$64,656	Depreciation	Woodhouse	This is a new 10-passenger van meeting all federal requirements. This van was budgeted within our district vehicle replacement plan.
Total Costs	Depreciation Fund – \$64,656				

This bid was reviewed by the Building/Finance committee. The Building/Finance committee is unanimously recommending the approval of this purchase.

C. Discuss, Consider, and Take Action on Summer Maintenance Purchases

The Building/Finance Committee met on March 9th and April 8th to discuss the summer maintenance proposals and repair projects. There was discussion on the potential needs and repairs at each of the buildings. At the conclusion, the Building and Finance Committee is unanimously recommending the following be approved for the 2025-26 summer maintenance and repairs:

Building	Description	Cost	Fund	Vendor	General Notes
Bennington Elementary	HVAC Replacement	Up to \$206,164	Special Building	Cerris	All BE rooftop units are over 15 years old and frequently break down. Replacement parts are no longer available for those units. This expenditure was part of the five-year maintenance plan.
Pine Creek	Carpet Replacement	Up to \$160,351	Special Building	Galaska	PC carpet was original to the building in 2009. The carpet is worn and showing its age at 17 years old. This expenditure was part of the five-year maintenance plan.
District	Concrete Replacement	Up to \$215,000	Special Building	TBD	The proposal would be to provide fiber concrete repairs at HE, Warehouse, and BMS. Full concrete replacement will be completed in four large areas at Heritage Elementary.
TOTAL COSTS	Special Building Fund – Up to \$581,515				

Multiple bids were acquired when possible, on each of the items. These bids were reviewed by the Building/Finance committee and recommended for approval.

AGENDA

Discuss, consider and take all necessary action with regard to possible approval of a permanent water main easement with the Metropolitan Utilities District of Omaha for property owned by the school district in the Morgan Ridge development.

MOTION

MOTION by _____ that the Board of Education of this School District should, and does hereby, authorize and approve the permanent water main easement with the Metropolitan Utilities District of Omaha, and this School District relating to certain improvements in and for the school property located along North 156th Street in the Morgan Ridge development, and that the Board hereby approves and adopts the attached Resolution.

Board member _____ seconded the MOTION. After discussion and on roll call vote, the following Board members voted in favor of passage and adoption of the above Motion and Resolution:

_____.

The following Board members voted against the same: _____.

The following Board members were absent or not voting: _____.

The above Motion and Resolution having been consented to by a majority of the members of the School Board of this School District, were declared as passed and adopted by the President at a duly held and lawfully convened meeting in full compliance with the Nebraska Open Meetings Law.

DATED this 13th day of April, 2026.

DOUGLAS COUNTY SCHOOL DISTRICT 28-0059, a/k/a BENNINGTON PUBLIC SCHOOLS

ATTEST:

Secretary

By: _____
President

RESOLUTION

BE IT RESOLVED BY Douglas County School District 28-0059, a/k/a Bennington Public Schools, a public School District under the laws and statutes of the State of Nebraska, at this regular meeting of its Board of Education, ("BPS"), that the permanent water main easement ("Easement") by and between the Metropolitan Utilities District of Omaha and BPS relating to certain improvements in and for the school property located along North 156th Street in the Morgan Ridge development, in the form on file with official BPS records and as presented at this meeting, or with such changes as are deemed necessary and in the best interest of BPS and approved by the Board President or Superintendent of Schools, should be and is hereby authorized and approved;

BE IT FURTHER RESOLVED that the President of the Board of Education, Superintendent of Schools, or other designee for BPS, should be and is hereby authorized, delegated and direct to sign, execute, and deliver such Easement, and any other development plans, subdivision agreements, right-of-way dedications, easements, deeds or other documents or agreements called for in such Easement, for and on behalf of the BPS, to sign and approve any Easement amendments, modifications, and change in terms, and to retain any necessary professionals for assistance, and to take or cause to be taken all other action necessary or appropriate to complete any requirements or obligations under the Easement.

PERMANENT EASEMENT

THIS AGREEMENT, made this _____ day of _____ 2026, between DOUGLAS COUNTY SCHOOL DISTRICT 28-0059, A/K/A BENNINGTON PUBLIC SCHOOLS ("Grantor") and METROPOLITAN UTILITIES DISTRICT OF OMAHA, a Municipal Corporation and Political Subdivision ("Grantee"),

WITNESS:

Grantor, in consideration of the sum of Two Dollars (\$2.00) and other valuable consideration, receipt of which is hereby acknowledged, hereby grants to Metropolitan Utilities District of Omaha, its successors and assigns, a permanent easement to lay, maintain, operate, repair, relay and remove, at any time, pipelines for the transportation of water and all appurtenances thereto, including, but not limited to, valve boxes, round iron covers, roadway boxes, and pipeline markers, together with the right of ingress and egress on, over, under and through lands described as follows:

PERMANENT EASEMENT

A PARCEL OF LAND BEING A PORTION OF LOT 373, MORGAN RIDGE, A PLATTED SUBDIVISION IN DOUGLAS COUNTY, NEBRASKA, BEING MORE PARTICULARLY DESCRIBED AS FOLLOWS:

COMMENCING AT THE SOUTHWEST CORNER OF THE SOUTHEAST QUARTER SECTION 15, TOWNSHIP 16 NORTH, RANGE 11 EAST, DOUGLAS COUNTY NEBRASKA; THENCE NORTH 89° 53' 57" EAST A DISTANCE OF 360.00 FEET; THENCE NORTH 00° 06' 03" WEST A DISTANCE OF 55.00 FEET, TO THE POINT OF BEGINNING; THENCE NORTH 00° 06' 03" WEST A DISTANCE OF 15.02 FEET; THENCE NORTH 89° 53' 57" EAST A DISTANCE OF 4.04 FEET; THENCE ON A CURVE TO THE RIGHT WITH A RADIUS OF 4990 FEET, A DISTANCE OF 384.19 FEET, SAID CURVE HAVING A LONG CHORD WHICH BEARS SOUTH 87° 51' 36" EAST A DISTANCE OF 384.10 FEET; THENCE SOUTH 89° 53' 57" WEST A DISTANCE OF 387.84 FEET, TO THE POINT OF BEGINNING. ("Easement Property")

This permanent easement contains 0.0893 of an acre, more or less, and is shown on Exhibit A, attached hereto and made a part hereof by this reference.

1. The Grantor and its successors and assigns shall not at any time erect, construct or place on or below the surface of the Easement Property any building or structure, except pavement or a similar covering, and shall not permit anyone else to do so.

2. The Grantee shall restore the soil excavated for any purpose hereunder, as nearly as is reasonably possible to its original contour within a reasonable time after the work is performed.

3. The Grantor is the lawful possessor of the Easement Property; has good, right and lawful authority to make such conveyance; and Grantor and its successors: and assigns shall warrant and defend this conveyance and shall indemnify and hold harmless Grantee forever against claims of all persons asserting any right, title or interest prior to or contrary to this conveyance only to the extent allowed by law.

4. The person executing this instrument has authority to execute it on behalf of the Grantor.

5. The Grantee shall, subject to applicable Nebraska law including the Nebraska Political Subdivision Tort Claims Act, indemnify, defend and hold harmless the Grantor, its board of education, administration, employees, and students, from any and all claims, causes of action, damages, and expenses, including reasonable attorney fees, for personal injury or property damage, including construction liens, arising out of or as a result of the Grantee's use of the Easement Property and construction of the improvements described in this easement to the extent allowed by law.

IN WITNESS WHEREOF, Grantor executes this Permanent Easement document to be signed on the above date.

BENNINGTON PUBLIC SCHOOLS, Grantor

By _____
Aaron Plas
Superintendent of Schools

STATE OF NEBRASKA)
) ss.
COUNTY OF DOUGLAS)

This instrument was acknowledged before me on _____, 2026, by Aaron Plas, Superintendent of Schools of BENNINGTON PUBLIC SCHOOLS.

Notary Public

METROPOLITAN UTILITIES DISTRICT OF
OMAHA, Grantee

By: _____

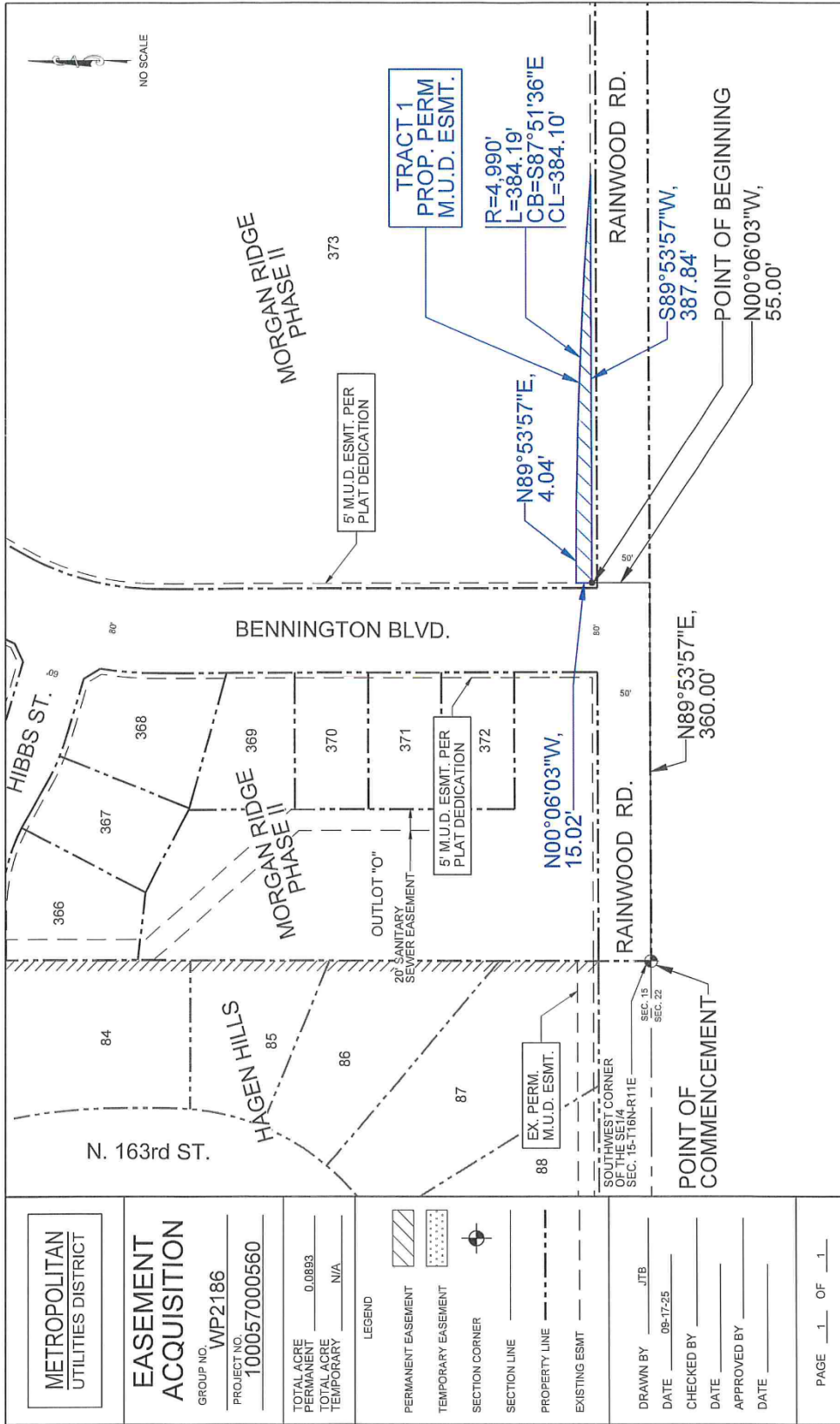
Printed Name

Title

STATE OF NEBRASKA)
) ss.
COUNTY OF DOUGLAS)

This instrument was acknowledged before me on _____, 2026, by
_____, _____ on behalf of Metropolitan Utilities
District of Omaha.

Exhibit A



<p>METROPOLITAN UTILITIES DISTRICT</p>	
<p>EASEMENT ACQUISITION</p>	
GROUP NO.	WP2186
PROJECT NO.	100057000560
TOTAL ACRE PERMANENT	0.0893
TOTAL ACRE TEMPORARY	N/A
<p>LEGEND</p>	
PERMANENT EASEMENT	
TEMPORARY EASEMENT	
SECTION CORNER	
SECTION LINE	
PROPERTY LINE	
EXISTING ESMT	
DRAWN BY	JTB
DATE	09-17-25
CHECKED BY	
DATE	
APPROVED BY	
DATE	
<p>PAGE 1 OF 1</p>	

Administrators

Years at Bennington			
MEGAN	CHRISTENSEN	ASSISTANT PRINCIPAL	1
JAMES	FEENEY	DIRECTOR OF SECONDARY EDUCATION	2
LUCAS	APFELBECK	PRINCIPAL	3
DAN	BOMBECK	STUDENT SERVICE DIRECTOR	3
ERIKA	HIEMSTRA	ASSISTANT PRINCIPAL	3
AARON	PLAS	SUPERINTENDENT	3
KATHRYN	SINDELAR	ASSISTANT DIRECTOR	3
CRAIG	THEIS	PRINCIPAL	3
KRISTA	BENDELL	ASSISTANT PRINCIPAL	4
KATIE	WOODRICH	PRINCIPAL	4
RENEE	RUCKER	PRINCIPAL	5
CHRISTOPHER	KESSELL	ACTIVITIES DIRECTOR	6
MATTHEW	WILSON	ASSISTANT PRINCIPAL	8
ALISON	DELLWO	PRINCIPAL	10
GREG	LAMBERTY	PRINCIPAL	13
MATT	BLOMENKAMP	ASSISTANT SUPERINTENDENT	17
CHAD	BOYES	PRINCIPAL	18
SHANNON	THOENDEL	DIRECTOR OF ELEMENTARY EDUCATION	20

Probationary Teachers

YEAR 1		YEAR 2		YEAR 3	
ALAYNA	ALDRIDGE	OLIVIA	ANDERSEN	MEGAN	BOUSOUET
MIRANDA	BENGE	KATHRYN	ASSMANN	COLE	BRADBURN
HALLIE	BIEHLER	ASHLEY	BRAHMER	SAM	BRAUER
KAYLA	BILAU	KENNEDY	BRADBURN	REBECCA	BRYAN
BEN	BOHN	NATHAN	BRAMLEY	MADISON	CLARK
CALLIE	CARLSON	KATHERINE	BRANDT	JADIE	DELANGE
DAISHA	DELANCEY	JENNIFER	CHRISTENSEN	ERIN	ECKHOLT
LILY	ENGEMAN	MADELINE	CORLEY	OLIVIA	ENGEL
ELISA	EVANS	AMY	DIEGEL	MOLLY	FISHER
VANESSA	GIESSELMANN	RYAN	EVANS	MEGHAN	GREEN
HANNAH	GILLETT	KELLI	FANGMEIER	REGINA	GUINN
EMILY	GUINN	SHAYLYN	HANSON	BRYNN	HAMER
NICK	HOFF	MARY HELEN	HOPPES	ZACH	HOFFMAN
CHLOE	MADISON	TAYLOR	JENSBY	LAUREN	HOLLISTER
KENDALL	MAY	ALEXA	KRUMWIEDE	LARISSA	HORVATH
BRIAN	MURPHY	HOLLY	KUSH	MADISON	KANGER
ANGELA	MURPHY	ANDREW	LECHTENBERG	CRYSTAL	KING
ERICA	NAMUTH	KIRSTEN	LICHTY	MARLA	KRATOCHVIL
LEAH	PALENSKY	ELIZABETH	LOGHRY	KELSEY	KRAYNESKI
AMANDA	PLYMALE	TATUM	LUNDGREN	KENNA	LIGHTLE
RYAN	RISCHLING	JILLIAN	MYERS	BRENDON	LYON
BRIAN	SASS	JENNY	PADEN	HANNAH	MARTIN
THOMAS	SCHUMACHER	TAYLOR	PARKER	LINDSEY	MERRILL
ALEXA	SELLON	CALLAN	PHILLIPS	KIMBERLY	MITCHELL
SADIE	SHRIVER	MOLLY	PLAHN	AMY	ODSON
CASSANDRA	VALLIS	LAURA	PLANK	JARED	OTT
KARI	VAN NOSTRAND	JESSICA	SALCEDO	CARLEY	PENINGTON
BROOKLYN	WHITE	EMILY	STEINHOFF	EMILEE	POND
CAMDEN	WHITE	TYLER	STENDER	AIMEE	PRYOR
NICOLE	ZULKOSKI	DALTON	STODIECK	ELISE	RATIGAN
		LAUREN	TEJRAL	TRACI	REMINGTON
		NIKKI	THORTON	BAILEY	ROLFE
		BEN	TOMKINS	NICOLE	ROWE
				KELLY	SIEMEK
				OLIVIA	SIKORA
				JESSICA	SPIPKER-KINNING
				KAYLA	STAPPERT
				CAITLIN	SUTER
				SHELBY	SZALAWIGA
				JAYMIE	THORSON
				KATIE	TRYON
				KAITLYN	ULVEN
				CARRIE	WEIS
				KIM	WICHERT
				KATHARINE	WILSON
				KYLIE	WOLLERY
				KRISTINA	WOOD

Certified Teachers

YEARS 4-6			YEARS 7-13			YEARS 14+		
AMY	ABRISZ	4	ALEXANDRIA	BOTTORFF	7	ANN	BOUAPHAKEO	14
AMY	ACKERMAN	4	ERIN	CARDER	7	BENJAMIN	DEINES	14
LONDON	BARADA	4	TOSHA	DAVIS	7	JENNIFER	FLYNN	14
AMY	BLANCHARD	4	AUSTINA	FALCONE	7	SARA	JORGENSEN	14
ALYSSA	BRADBURN	4	JILL	GARTON	7	JASON	LURA	14
JAMIE	CHRISTENSEN	4	NIKKI	GUYNAN	7	NATALIE	BIEBER-DEINES	15
MIKE	DAVIS	4	ERIKA	HANKE	7	JAIA	BRICKER	15
CHRISTINE	DENKER	4	JUSTIN	HORNER	7	DANITA	DIAMOND	15
ELIZABETH	ELLIOTT	4	RYAN	JOHANEK	7	BRANDON	HENKEL	15
SHELBY	ELLISON	4	AMBER	JOHNSON	7	ERIN	HOLT	15
HANNAH	FAHRENHOLZ	4	ABIGAIL	JONES	7	CASEY	MIMICK	15
JAMES	GINAL	4	CARRIE	LAUGHLIN	7	LUKE	OLSON	15
TAYLOR	GIROUX	4	KAMERON	LENHART	7	ABBY	FITZGERALD	16
KELLY	GOWEN	4	ANNA	LUKEHART	7	ALYSHA	KORBEL	16
DANIEL	GRAY	4	LISA	PLOURDE	7	BRITTANY	KRAMER	16
COLE	GRAY	4	KINSEY	POULAS	7	COURTNEY	PRUNEAU	16
MEGAN	HALL	4	TRICIA	POWELL	7	KRISTIN	STRAIGHT	16
STEPHANIE	HARTWIG	4	KELLY	SUND	7	KIMBERLY	STROBERG	16
EMMILY	HAWK	4	KELLY	TAYLOR	7	JOCELYN	SUING	16
LINDSAY	HOLLMAN	4	HEATHER	TOVEY	7	JODIE	ERDMAN	17
STEPHANIE	JEWETT	4	MEGGIE	WIDHOLM	7	LESLIE	FORTIN	17
TERESE	JOSE	4	DEAN	WOOD	7	CHRIS	GRINVALDS	17
AMANDA	JURGENS	4	JESSICA	EHLERS	8	EMILY	KIGER	17
ERIN	LAPATKA	4	BENJAMIN	HAMILTON	8	SHELLEY	LAMPE	17
WILLIAM	LONGO	4	MARISSA	HOFF	8	KILEY	PLOURDE	17
NICKLAUS	LUDWIG	4	ELLIE	JEPPERSON	8	JULIE	PUCK	17
KELLY	LUM	4	TARIN	KNAPP	8	SARA	REINOEHL	17
HALEY	MCFADDEN	4	JENNIFER	PARKER	8	ELIZABETH	SCHAFFART	17
ALEXIS	NIELSEN	4	BETHANY	REDLINGER	8	TYE	HANKE	18
TOM	OLSON	4	HANNAH	SOWERS	8	LAURA	MCGREW	18
JAROD	OWENS	4	BETHANY	STACY	8	HEATHER	KREJCI	19
ALEXANDRA	PHILLIPS	4	JANEL	TAYLOR	8	REBECCA	MERGENS	19
JOSHUA	POWELL	4	SARAH	WHEELER	8	BRANDON	MIMICK	19
SATARAH	REARDON	4	NICOLE	WRIGHT	8	CRAIG	NICHOLS	19
TAYLOR	REGGIO	4	MINDY	ANDRUS	9	STACEY	NOBLE	19
ROBYN	ROMERO	4	KARI	COLLEGE	9	KELLIE	BACKLUND	20
HAYDEN	RUCKER	4	BRIANNE	DACY	9	MARYBETH	BATES	20
AMY	SATHER	4	EMILY	DANGEL	9	AMY	BAUMANN	20
PHILLIP	SCHERER	4	KAITLIN	DUNCAN	9	STACY	GUTZ	20
MEGAN	SCHMIDT-SCHWING	4	VICTORIA	FROLIO	9	CHRISTINE	MORAN	20
ANDY	SCOTT	4	BLAZE	GLINSKI	9	EMILY	PANNING	20
SARAH	SERRANO	4	TARYN	HAILEY	9	TERESA	RISCHLING	21
KATHERINE	SHORES	4	JACOB	MATTES	9	SARA	VAN ARSDEL	21
MELISSA	SMITH	4	BART	MILLER	9	MICHAEL	SPOEHR	22
ALLISON	SNURR	4	CHELSEI	MILLER	9	SCOTT	HEESE	23
JORDYN	STRYKER	4	JENNIFER	MLNARIK	9	JOE	SCHUMM	24

SHELLY	TVRDY	4	STEPHANIE	O'CALLAGHAN	9	CANDI	DELANCEY	25
ASHLEY	VACURA	4	EMILIE	POWELL	9	GREG	BOHN	27
APRIL	VANDER LAAN	4	ABBIE	WITHERBEE	9	KONNI	INDENBOSCH	28
LINDSEY	WILSON	4	MICHELLE	YOUNG	9	KIMBERLY	HANUSEK	29
ALYSE	WULFF	4	JEREMY	BOHABOJ	10	JENNIE	HEESE	30
CHRISTINE	YOUNG	4	VANESSA	BOS	10	DENISE	KLAUS	33
RACHEL	ZEBOLSKY	4	CHELSEA	DOUGLAS	10	LARRY	KLAUS	34
JARED	ZYSSET	4	TRACI	DUCKWORTH	10			
TAYLOR	DAHLGREN	4	BRANDI	EDENS	10			
VITALIA (TALI)	ASCANIO	5	MARISSA	GOANS	10			
MALLORY	BAKER	5	STEPHANIE	HOFFA	10			
JANE	BECKER	5	BARB	KNOTT	10			
TRAE	BRADBURN	5	MEGAN	KRUSE	10			
JENNIFER	CALLAHAN	5	CALLIE	O'CALLAGHAN	10			
SCOTT	CERNY	5	ALLIE	PALMER	10			
ASHLEY	DABELSTEIN	5	CHELSEY	SCHOLTZ	10			
MELISSA	DEHART	5	ANDREW	MINER	11			
DEIRDRE	DEWALD	5	ANGELA	NABOWER	11			
DeANDRA	DIRKSCHNEIDER	5	PAUL	WRIGHT	11			
RACHEL	EMARY	5	BRENNA	BARNEY	12			
BAILEY	HILFIKER	5	TARA	CAMP	12			
DUTTON	HUGHES	5	NIC	LAUE	12			
ANDREW	KEANE	5	BROOKE	MILLER	12			
JAMIE	MADDEN	5	MICHAEL	KRAMBECK	13			
DYLAN	MAHONEY	5	JOHN	O'CONNOR	13			
SAMANTHA	MANDEL	5	MICHELLE	SHIVELY	13			
COLLIN	MCCLAIN	5	TRENT	STRYKER	13			
JENNIFER	MEYER	5						
EMILY	MOHR	5						
JEFFREY	MOORE	5						
CALENA	OHLSON	5						
MEG	PEITZMEIER	5						
JENNIFER	SMITH	5						
MCKENZIE	WHITE	5						
LAUREN	ALLEN	6						
LINDSEY	ANDERSON	6						
SHARLA	BARADA	6						
LANDON	BLANCHARD	6						
CARLIE	BOWEN	6						
MADISON	CUMMINGS	6						
STEPHANIE	GILLESPIE	6						
MATTHEW	GOULDSMITH	6						
TASHA	HORN	6						
LORI	JORN	6						
MADELINE	KRAFT	6						
VANESSA	KRUSE	6						
STEPHANIE	LAMB	6						
HAYDN	LOOSBROCK	6						

KRISTIN	MCCORMICK	6							
PAMELA	ROWLEY	6							
ANDREA	SALIC	6							
KAREN	SORROWS	6							
JAY	THAYER	6							
KATIE	VOGEL	6							
MARY	WELKER	6							

2025-26 Nutrition Services CASH FLOW

	Sept. '25	Oct. '25	Nov. '25	Dec. '25	Jan. '26	Feb. '26	Mar. '26	Apr. '26	May '26	June '26	July '26	Aug. '26
Revenue												
Lunches/Milk	\$191,006	\$205,803	\$184,786	\$138,347	\$168,532	\$152,232	\$195,597	\$145,000	\$135,000	\$20,000	\$15,000	\$175,000
State Reimb.	\$0	\$3,605	\$0	\$0	\$0	\$0	\$0	\$0	\$0	\$0	\$0	\$0
Federal Reimb.	\$41,454	\$67,158	\$68,702	\$55,269	\$45,895	\$54,670	\$53,624	\$50,000	\$55,000	\$50,000	\$0	\$0
Interest	\$87	\$85	\$77	\$89	\$81	\$76	\$86	\$85	\$85	\$85	\$85	\$85
Other	\$42	\$293	\$3,037	\$0	\$0	-\$1,000	\$0	\$0	\$0	\$0	\$0	\$0
Transfers from GF	\$0											
Total	\$232,589	\$276,944	\$256,602	\$193,705	\$214,508	\$205,979	\$249,308	\$195,085	\$190,085	\$70,085	\$15,085	\$175,085
Expenses												
Payroll	\$79,647	\$110,153	\$114,526	\$94,970	\$81,226	\$96,025	\$90,441	\$90,000	\$100,000	\$90,000	\$15,000	\$16,000
Other	\$166,957	\$150,135	\$174,640	\$95,141	\$108,398	\$140,587	\$115,518	\$105,000	\$140,000	\$60,000	\$15,000	\$30,000
Total	\$246,604	\$260,288	\$289,165	\$190,112	\$189,625	\$236,612	\$205,959	\$195,000	\$240,000	\$150,000	\$30,000	\$46,000
Balances												
Beg. Balance	\$985,277	\$971,262	\$987,918	\$955,354	\$958,947	\$983,830	\$953,196	\$996,545	\$996,630	\$946,715	\$866,800	\$851,885
Revenue	\$232,589	\$276,944	\$256,602	\$193,705	\$214,508	\$205,979	\$249,308	\$195,085	\$190,085	\$70,085	\$15,085	\$175,085
Expenditures	\$246,604	\$260,288	\$289,165	\$190,112	\$189,625	\$236,612	\$205,959	\$195,000	\$240,000	\$150,000	\$30,000	\$46,000
Ending Balance	\$971,262	\$987,918	\$955,354	\$958,947	\$983,830	\$953,196	\$996,545	\$996,630	\$946,715	\$866,800	\$851,885	\$980,970
											Difference	-\$4,307

Student Meal Participation

August 2024

SCHOOL	AVERAGE DAILY ATTENDANCE (ADA)
ANCHOR POINTE	410
BENNINGTON ELEMENTARY	360
HERITAGE ELEMENTARY	424
PINE CREEK ELEMENTARY	542
STRATFORD ELEMENTARY	368
MIDDLE SCHOOL	420
SOUTH MIDDLE SCHOOL	586
HIGH SCHOOL	1048

BREAKFAST			
STUDENT BREAKFAST	OPERATING DAYS	Avg Daily Participation (ADP)	Avg Daily Participation (ADP %)
822	13	63	16%
793	13	61	17%
1102	13	85	20%
1425	13	110	20%
737	13	57	15%
916	13	70	17%
819	13	63	11%
1121	13	86	8%

LUNCH			
STUDENT LUNCH	OPERATING DAYS	Avg Daily Participation (ADP)	Avg Daily Participation (ADP %)
3272	12	273	67%
2852	12	238	66%
3122	12	260	61%
4376	12	365	67%
2748	12	229	62%
3498	12	292	69%
4635	12	386	66%
4467	12	372	36%

September 2024

SCHOOL	AVERAGE DAILY ATTENDANCE (ADA)
ANCHOR POINTE	407
BENNINGTON ELEMENTARY	362
HERITAGE ELEMENTARY	419
PINE CREEK ELEMENTARY	540
STRATFORD ELEMENTARY	368
MIDDLE SCHOOL	417
SOUTH MIDDLE SCHOOL	578
HIGH SCHOOL	1013

BREAKFAST			
STUDENT BREAKFAST	OPERATING DAYS	Avg Daily Participation (ADP)	Avg Daily Participation (ADP %)
1551	20	78	19%
1365	20	68	19%
1993	20	100	24%
2455	20	123	23%
1248	20	62	17%
1564	20	78	19%
1521	20	76	13%
1938	20	97	10%

LUNCH			
STUDENT LUNCH	OPERATING DAYS	Avg Daily Participation (ADP)	Avg Daily Participation (ADP %)
5153	19	271	67%
4468	19	235	65%
5071	19	267	64%
6787	19	357	66%
4345	19	229	62%
5105	19	269	65%
6270	19	330	57%
6634	19	349	35%

October 2024

SCHOOL	AVERAGE DAILY ATTENDANCE (ADA)
ANCHOR POINTE	403
BENNINGTON ELEMENTARY	360
HERITAGE ELEMENTARY	415
PINE CREEK ELEMENTARY	538
STRATFORD ELEMENTARY	366
MIDDLE SCHOOL	416
SOUTH MIDDLE SCHOOL	575
HIGH SCHOOL	1014

BREAKFAST			
STUDENT BREAKFAST	OPERATING DAYS	Avg Daily Participation (ADP)	Avg Daily Participation (ADP %)
1426	21	68	17%
1327	21	63	18%
2279	21	109	26%
2568	21	122	23%
1082	21	52	14%
1739	21	83	20%
1635	21	78	14%
2207	21	105	10%

LUNCH			
STUDENT LUNCH	OPERATING DAYS	Avg Daily Participation (ADP)	Avg Daily Participation (ADP %)
5449	20	272	68%
4598	20	230	64%
5395	20	270	65%
7267	20	363	68%
4614	20	231	63%
5007	20	250	60%
6680	20	334	58%
6929	20	346	34%

November 2024

SCHOOL	AVERAGE DAILY ATTENDANCE (ADA)
ANCHOR POINTE	405
BENNINGTON ELEMENTARY	357
HERITAGE ELEMENTARY	417
PINE CREEK ELEMENTARY	534
STRATFORD ELEMENTARY	365
MIDDLE SCHOOL	408
SOUTH MIDDLE SCHOOL	568
HIGH SCHOOL	990

BREAKFAST			
STUDENT BREAKFAST	OPERATING DAYS	Avg Daily Participation (ADP)	Avg Daily Participation (ADP %)
1445	18	80	20%
1143	18	64	18%
2063	18	115	28%
2406	18	134	25%
1047	18	58	16%
1442	18	80	20%
1175	18	65	12%
2047	18	114	12%

LUNCH			
STUDENT LUNCH	OPERATING DAYS	Avg Daily Participation (ADP)	Avg Daily Participation (ADP %)
4761	17	280	69%
4035	17	237	67%
4704	17	277	66%
6144	17	361	68%
3903	17	230	63%
4034	17	237	58%
5355	17	315	56%
6047	17	356	36%

Student Meal Participation

December 2024

SCHOOL	AVERAGE DAILY ATTENDANCE (ADA)
ANCHOR POINTE	407
BENNINGTON ELEMENTARY	359
HERITAGE ELEMENTARY	414
PINE CREEK ELEMENTARY	538
STRATFORD ELEMENTARY	364
MIDDLE SCHOOL	409
SOUTH MIDDLE SCHOOL	571
HIGH SCHOOL	1016

BREAKFAST			
STUDENT BREAKFAST	OPERATING DAYS	Avg Daily Participation (ADP)	Avg Daily Participation (ADP %)
1169	15	78	19%
860	15	57	16%
1497	15	100	24%
1828	15	122	23%
763	15	51	14%
1090	15	73	18%
893	15	60	11%
1430	15	95	9%

LUNCH			
STUDENT LUNCH	OPERATING DAYS	Avg Daily Participation (ADP)	Avg Daily Participation (ADP %)
3753	13	289	71%
3059	13	235	66%
3704	13	285	69%
4933	13	379	71%
2880	13	222	61%
3239	13	249	61%
3931	13	302	53%
4209	13	324	32%

January 2025

SCHOOL	AVERAGE DAILY ATTENDANCE (ADA)
ANCHOR POINTE	404
BENNINGTON ELEMENTARY	359
HERITAGE ELEMENTARY	415
PINE CREEK ELEMENTARY	530
STRATFORD ELEMENTARY	364
MIDDLE SCHOOL	409
SOUTH MIDDLE SCHOOL	567
HIGH SCHOOL	1003

BREAKFAST			
STUDENT BREAKFAST	OPERATING DAYS	Avg Daily Participation (ADP)	Avg Daily Participation (ADP %)
1372	18	76	19%
1015	18	56	16%
1745	18	97	23%
2347	18	130	25%
779	18	43	12%
1356	18	75	19%
971	18	54	10%
1886	18	105	11%

LUNCH			
STUDENT LUNCH	OPERATING DAYS	Avg Daily Participation (ADP)	Avg Daily Participation (ADP %)
4754	17	280	69%
3899	17	229	64%
4699	17	276	67%
6050	17	356	67%
3858	17	227	62%
3829	17	227	55%
4958	17	292	52%
5876	17	346	35%

February 2025

SCHOOL	AVERAGE DAILY ATTENDANCE (ADA)
ANCHOR POINTE	406
BENNINGTON ELEMENTARY	353
HERITAGE ELEMENTARY	411
PINE CREEK ELEMENTARY	535
STRATFORD ELEMENTARY	364
MIDDLE SCHOOL	408
SOUTH MIDDLE SCHOOL	572
HIGH SCHOOL	1,005

BREAKFAST			
STUDENT BREAKFAST	OPERATING DAYS	Avg Daily Participation (ADP)	Avg Daily Participation (ADP %)
1014	14	72	18%
719	14	51	15%
1351	14	97	24%
1674	14	120	22%
535	14	38	11%
1047	14	75	18%
791	14	57	10%
1470	14	105	11%

LUNCH			
STUDENT LUNCH	OPERATING DAYS	Avg Daily Participation (ADP)	Avg Daily Participation (ADP %)
3808	13	293	72%
3233	13	249	71%
3711	13	285	70%
4942	13	380	71%
3129	13	241	66%
3000	13	231	57%
3748	13	288	50%
4112	13	316	32%

March 2025

SCHOOL	AVERAGE DAILY ATTENDANCE (ADA)
ANCHOR POINTE	414
BENNINGTON ELEMENTARY	364
HERITAGE ELEMENTARY	425
PINE CREEK ELEMENTARY	539
STRATFORD ELEMENTARY	370
MIDDLE SCHOOL	415
SOUTH MIDDLE SCHOOL	574
HIGH SCHOOL	1,014

BREAKFAST			
STUDENT BREAKFAST	OPERATING DAYS	Avg Daily Participation (ADP)	Avg Daily Participation (ADP %)
1411	16	88	21%
969	16	61	17%
1801	16	113	27%
2223	16	139	26%
781	16	49	13%
1223	16	76	19%
1051	16	66	12%
1672	16	105	10%

LUNCH			
STUDENT LUNCH	OPERATING DAYS	Avg Daily Participation (ADP)	Avg Daily Participation (ADP %)
4490	15	299	72%
3573	15	238	66%
4213	15	281	66%
5423	15	362	67%
3675	15	245	66%
3397	15	226	55%
4244	15	283	49%
4860	16	304	30%

Student Meal Participation

April 2025

SCHOOL	AVERAGE DAILY ATTENDANCE (ADA)
ANCHOR POINTE	413
BENNINGTON ELEMENTARY	363
HERITAGE ELEMENTARY	423
PINE CREEK ELEMENTARY	535
STRATFORD ELEMENTARY	366
MIDDLE SCHOOL	417
SOUTH MIDDLE SCHOOL	573
HIGH SCHOOL	980

BREAKFAST			
STUDENT BREAKFAST	OPERATING DAYS	Avg Daily Participation (ADP)	Avg Daily Participation (ADP %)
1558	18	87	21%
1015	18	56	16%
2016	18	112	27%
2612	18	145	28%
913	18	51	14%
1527	18	85	21%
1185	18	66	12%
1974	18	110	12%

LUNCH			
STUDENT LUNCH	OPERATING DAYS	Avg Daily Participation (ADP)	Avg Daily Participation (ADP %)
5017	17	295	72%
4141	17	244	68%
4960	17	292	69%
6182	17	364	68%
3924	17	231	63%
3742	17	220	53%
4439	17	261	46%
5836	17	343	35%

May 2025

SCHOOL	AVERAGE DAILY ATTENDANCE (ADA)
ANCHOR POINTE	415
BENNINGTON ELEMENTARY	364
HERITAGE ELEMENTARY	423
PINE CREEK ELEMENTARY	540
STRATFORD ELEMENTARY	367
MIDDLE SCHOOL	410
SOUTH MIDDLE SCHOOL	568
HIGH SCHOOL	995

BREAKFAST			
STUDENT BREAKFAST	OPERATING DAYS	Avg Daily Participation (ADP)	Avg Daily Participation (ADP %)
1442	17	85	21%
986	17	58	16%
1970	17	116	28%
2243	17	132	25%
948	17	56	16%
1235	17	73	18%
943	17	55	10%
1614	17	95	10%

LUNCH			
STUDENT LUNCH	OPERATING DAYS	Avg Daily Participation (ADP)	Avg Daily Participation (ADP %)
4305	16	269	65%
3497	16	219	60%
4596	16	287	68%
5452	16	341	64%
3438	16	215	59%
3301	16	206	51%
3937	16	246	44%
4570	16	286	29%

Student Meal Participation

August 2025

SCHOOL	AVERAGE DAILY ATTENDANCE (ADA)
ANCHOR POINTE	464
BENNINGTON ELEMENTARY	373
HERITAGE ELEMENTARY	415
PINE CREEK ELEMENTARY	509
STRATFORD ELEMENTARY	394
MIDDLE SCHOOL	461
SOUTH MIDDLE SCHOOL	643
HIGH SCHOOL	1137

BREAKFAST			
STUDENT BREAKFAST	OPERATING DAYS	Avg Daily Participation (ADP)	Avg Daily Participation (ADP %)
1034	13	80	18%
647	13	50	14%
1217	13	94	23%
1231	13	95	19%
594	13	46	12%
734	13	56	13%
604	13	46	8%
1216	13	94	9%

LUNCH			
STUDENT LUNCH	OPERATING DAYS	Avg Daily Participation (ADP)	Avg Daily Participation (ADP %)
3657	12	305	66%
2752	12	229	62%
2904	12	242	59%
4017	12	335	66%
2934	12	245	62%
2692	12	224	49%
3620	12	302	47%
4131	12	344	31%

September 2025

SCHOOL	AVERAGE DAILY ATTENDANCE (ADA)
ANCHOR POINTE	448
BENNINGTON ELEMENTARY	361
HERITAGE ELEMENTARY	404
PINE CREEK ELEMENTARY	501
STRATFORD ELEMENTARY	384
MIDDLE SCHOOL	442
SOUTH MIDDLE SCHOOL	625
HIGH SCHOOL	1086

BREAKFAST			
STUDENT BREAKFAST	OPERATING DAYS	Avg Daily Participation (ADP)	Avg Daily Participation (ADP %)
2174	21	104	24%
1087	21	52	15%
2512	21	120	30%
2237	21	107	22%
1287	21	61	16%
1273	21	61	14%
1085	21	52	9%
2286	21	108	10%

LUNCH			
STUDENT LUNCH	OPERATING DAYS	Avg Daily Participation (ADP)	Avg Daily Participation (ADP %)
5899	19	310	70%
4433	19	233	65%
4766	19	251	62%
6247	19	329	66%
4683	19	246	65%
3992	19	210	48%
5215	19	274	44%
6487	19	341	32%

Student Meal Participation

October 2025

SCHOOL	AVERAGE DAILY ATTENDANCE (ADA)
ANCHOR POINTE	444
BENNINGTON ELEMENTARY	360
HERITAGE ELEMENTARY	402
PINE CREEK ELEMENTARY	498
STRATFORD ELEMENTARY	389
MIDDLE SCHOOL	441
SOUTH MIDDLE SCHOOL	621
HIGH SCHOOL	1072

BREAKFAST			
STUDENT BREAKFAST	OPERATING DAYS	Avg Daily Participation (ADP)	Avg Daily Participation (ADP %)
2215	21	105	21%
1013	21	48	14%
2653	21	126	32%
2227	21	106	22%
1111	21	53	14%
1307	21	62	15%
1194	21	57	10%
2481	21	118	11%

LUNCH			
STUDENT LUNCH	OPERATING DAYS	Avg Daily Participation (ADP)	Avg Daily Participation (ADP %)
6129	20	306	69%
4623	20	231	65%
5145	20	257	64%
6673	20	334	67%
5108	20	255	66%
4460	20	223	51%
5844	20	292	47%
7497	20	375	35%

November 2025

SCHOOL	AVERAGE DAILY ATTENDANCE (ADA)
ANCHOR POINTE	451
BENNINGTON ELEMENTARY	357
HERITAGE ELEMENTARY	403
PINE CREEK ELEMENTARY	498
STRATFORD ELEMENTARY	384
MIDDLE SCHOOL	434
SOUTH MIDDLE SCHOOL	615
HIGH SCHOOL	1059

BREAKFAST			
STUDENT BREAKFAST	OPERATING DAYS	Avg Daily Participation (ADP)	Avg Daily Participation (ADP %)
1932	17	114	26%
861	17	51	15%
2105	17	124	31%
1905	17	112	23%
954	17	56	15%
1027	17	60	14%
959	17	56	10%
2060	17	121	12%

LUNCH			
STUDENT LUNCH	OPERATING DAYS	Avg Daily Participation (ADP)	Avg Daily Participation (ADP %)
5129	16	321	71%
3737	16	234	66%
4094	16	256	64%
5297	16	331	67%
4102	16	256	67%
3295	16	206	48%
4583	16	286	47%
5380	16	336	32%

Student Meal Participation

December 2025

SCHOOL	AVERAGE DAILY ATTENDANCE (ADA)
ANCHOR POINTE	450
BENNINGTON ELEMENTARY	354
HERITAGE ELEMENTARY	406
PINE CREEK ELEMENTARY	499
STRATFORD ELEMENTARY	386
MIDDLE SCHOOL	429
SOUTH MIDDLE SCHOOL	610
HIGH SCHOOL	1083

BREAKFAST			
STUDENT BREAKFAST	OPERATING DAYS	Avg Daily Participation (ADP)	Avg Daily Participation (ADP %)
1415	15	94	21%
615	15	41	12%
1581	15	105	26%
1407	15	94	19%
681	15	45	12%
835	15	56	13%
716	15	48	8%
1811	15	121	12%

LUNCH			
STUDENT LUNCH	OPERATING DAYS	Avg Daily Participation (ADP)	Avg Daily Participation (ADP %)
4195	13	323	72%
2989	13	230	65%
3440	13	265	66%
4608	13	354	71%
3278	13	252	66%
2734	13	210	49%
3983	13	306	51%
4527	13	348	33%

15.38%

January 2026

SCHOOL	AVERAGE DAILY ATTENDANCE (ADA)
ANCHOR POINTE	440
BENNINGTON ELEMENTARY	350
HERITAGE ELEMENTARY	400
PINE CREEK ELEMENTARY	494
STRATFORD ELEMENTARY	379
MIDDLE SCHOOL	435
SOUTH MIDDLE SCHOOL	612
HIGH SCHOOL	1054

BREAKFAST			
STUDENT BREAKFAST	OPERATING DAYS	Avg Daily Participation (ADP)	Avg Daily Participation (ADP %)
1646	17	97	22%
723	17	43	13%
1915	17	113	29%
1751	17	103	21%
785	17	46	13%
894	17	53	12%
749	17	44	8%
2044	17	120	12%

LUNCH			
STUDENT LUNCH	OPERATING DAYS	Avg Daily Participation (ADP)	Avg Daily Participation (ADP %)
4967	16	310	71%
3623	16	226	65%
4002	16	250	63%
5275	16	330	67%
3880	16	243	64%
3075	16	192	45%
4509	16	282	46%
5282	16	330	32%

Student Meal Participation

February 2026

SCHOOL	AVERAGE DAILY ATTENDANCE (ADA)
ANCHOR POINTE	437
BENNINGTON ELEMENTARY	347
HERITAGE ELEMENTARY	395
PINE CREEK ELEMENTARY	488
STRATFORD ELEMENTARY	373
MIDDLE SCHOOL	430
SOUTH MIDDLE SCHOOL	594
HIGH SCHOOL	1042

BREAKFAST			
STUDENT BREAKFAST	OPERATING DAYS	Avg Daily Participation (ADP)	Avg Daily Participation (ADP %)
1620	16	101	24%
728	16	45	14%
1837	16	115	29%
1632	16	102	21%
667	16	42	12%
890	16	56	13%
697	16	44	8%
2049	16	128	13%

LUNCH			
STUDENT LUNCH	OPERATING DAYS	Avg Daily Participation (ADP)	Avg Daily Participation (ADP %)
4757	15	317	73%
3438	15	229	66%
3818	15	255	65%
5046	15	336	69%
3714	15	248	67%
3377	15	225	53%
4685	15	312	53%
5774	15	385	37%

March 2026

SCHOOL	AVERAGE DAILY ATTENDANCE (ADA)
ANCHOR POINTE	417
BENNINGTON ELEMENTARY	359
HERITAGE ELEMENTARY	400
PINE CREEK ELEMENTARY	498
STRATFORD ELEMENTARY	375
MIDDLE SCHOOL	432
SOUTH MIDDLE SCHOOL	605
HIGH SCHOOL	1062

BREAKFAST			
STUDENT BREAKFAST	OPERATING DAYS	Avg Daily Participation (ADP)	Avg Daily Participation (ADP %)
2039	19	107	26%
998	19	53	15%
2269	19	119	30%
2165	19	114	23%
951	19	50	14%
1020	19	54	13%
824	19	43	8%
2708	19	143	14%

LUNCH			
STUDENT LUNCH	OPERATING DAYS	Avg Daily Participation (ADP)	Avg Daily Participation (ADP %)
5311	17	312	75%
3993	17	235	66%
4246	17	250	63%
5701	17	335	68%
4281	17	252	68%
3523	17	207	48%
4834	17	284	47%
6435	17	379	36%

BREAKFAST		
School	2025-2026	2026-2027
Elementary	\$2.05	\$2.15
Middle School	\$2.10	\$2.20
High School	\$2.20	\$2.30
Reduced	\$0.30	\$0.30
*Adult	\$3.05	\$3.15
Milk	\$0.60	\$0.60

LUNCH		
School	2025-2026	2026-2027
Elementary	\$2.95	\$3.05
Middle School	\$3.25	\$3.35
High School	\$3.30	\$3.40
Reduced	\$0.40	\$0.40
*Adult	\$4.90	\$5.00
Milk	\$0.60	\$0.60

*Please note, adult meal prices are subject to change. The minimum adult meal prices are released by the state agency in the summer.

This institution is an equal opportunity provider and employer.