

**BENNINGTON PUBLIC SCHOOLS
DOUGLAS COUNTY SCHOOL DISTRICT NO. 59
BOARD OF EDUCATION REGULAR MEETING
Monday, February 16, 2026 6:00 PM**

Mission Statement

"The mission of Bennington Public Schools is to provide educational opportunities in a safe, caring environment that will prepare all students to meet the challenges of the future."

- I. Call Meeting to Order
- II. Public Forum
- III. Consent Agenda (Note: Items on the consent agenda are considered routine and will be enacted under one motion. There will be no separate discussion of these items at the meeting unless a Board Member requests an item removed from the agenda for separate action.)
 - A. Approval of Agenda
 - B. Approval of Minutes of the Monday, January 12, 2026 – Regular Meeting
 - C. Presentation of February Bills for Approval and Payment
 - D. Personnel: Resignation(s) and Hiring of Personnel
- IV. Items Removed From the Consent Agenda for Separate Action
- V. Reports
 - A. Administrative Reports
 - B. Committee Report(s)
 - C. Coordinator Report
 - D. Spotlight Report
 - E. Lobbyist Report
- VI. Unfinished Business
 - A. Discuss, Consider, and Take Action on the 2027-28 School Calendar
- VII. New Business
 - A. Discuss, Consider, and Take Action on Curriculum and Personnel Proposals
 - B. Discuss, Consider, and Take Action on Omaha Public Works (OPW) Sanitary Sewer Project Bids
 - C. Discuss, Consider, and Take Action on Bid Contracts for the Second High School Project
 - D. Discuss, Consider, and Take Action on 2026-27 Negotiated Agreement
 - E. Discuss, Consider, and Take Action on the Adoption of a New Grading Scale
 - F. EXECUTIVE SESSION to Discuss Support Staff and Administrative Compensation
 - G. Discuss, Consider, and Take Action on Support Staff and Administrative Compensation
- VIII. Time and Date of Next Regular Meeting
- IX. Adjournment

NOTICE: COPY OF OPEN MEETINGS ACT: The Board of Education makes available at least one current copy of the Open Meetings Act posted in the meeting room at a location accessible to members of the public. The Act is posted on the wall of the Board room.

INSTRUCTIONS FOR THOSE WHO WISH TO SPEAK DURING PUBLIC FORUM: Getting Started: When it is your turn to speak during the public forum portion of the agenda, please come forward to the table situated immediately in front of the Board, sign your name and address on the sign-in sheet and state your name to the Board of Education. Time Limit: You may speak only one time and must limit comments to 5 minutes or less. Personnel or Student Topic: If you are planning to speak about a personnel or student matter involving an individual, please understand that our policies require that such concerns initially be directed to the administration for consideration. Board members will generally not respond to any questions you ask or comments you may make about individual staff members or students. You are cautioned that slanderous comments are not protected just because they are made at the Board meeting. General Rules: Please remember that this is a public meeting for the conduct of business of the Board of Education. Offensive language, personal attacks and hostile conduct will not be tolerated.

BY: BENNINGTON PUBLIC SCHOOLS

**BENNINGTON PUBLIC SCHOOLS
DOUGLAS COUNTY SCHOOL DISTRICT NO. 59
BOARD OF EDUCATION REGULAR MEETING
MONDAY, JANUARY 12, 2026 6:00 PM
BENNINGTON DISTRICT BOARD ROOM**

Posting Information: Notice published in the Daily Record on 01/09/2026. Notice of meeting posted on the District website. Agendas posted at all Bennington Public School buildings three days prior to the meeting date.

Attendance Taken at 6:05 PM. Jeremy Dick: Present, Tim Dreessen: Present, Kara Neuverth: Present, Joe Pick: Present, Steve Shannon: Present, Allyson Slobotski: Present.

I. Call Meeting to Order- Superintendent Plas called the meeting to order at 6:05 p.m. noting the meeting was governed by the Open Meetings Act and a copy of the Act was located at the back of the room.

I.A. Oath of Office for All Members- Members of the Board of Education took the Oath of Office.

I.B. Board Reorganization/Election of Officers

PRESIDENT: Tim Dreessen nominated Allyson Slobotski for Board President, Joe Pick motioned to cease nominations. All in favor. Jeremy Dick: Yea, Tim Dreessen: Yea, Joe Pick: Yea, Kara Neuverth: Yea, Steve Shannon: Yea, Allyson Slobotski: Yea.

VICE PRESIDENT: Jeremy Dick nominated Tim Dreessen for Vice President. Steve Shannon motioned to cease nominations. All in favor. Jeremy Dick: Yea, Tim Dreessen: Yea, Joe Pick: Yea, Kara Neuverth: Yea, Steve Shannon: Yea, Allyson Slobotski: Yea.

TREASURER: Tim Dreessen nominated Jeremy Dick for Treasurer. Kara Neuverth motioned to cease nominations. All in favor. Jeremy Dick: Yea, Tim Dreessen: Yea, Joe Pick: Yea, Kara Neuverth: Yea, Steve Shannon: Yea, Allyson Slobotski: Yea.

SECRETARY: Kara Neuverth nominated Steve Shannon for Secretary. Tim Dreessen motioned to cease nominations. All in favor. Jeremy Dick: Yea, Tim Dreessen: Yea, Joe Pick: Yea, Kara Neuverth: Yea, Steve Shannon: Yea, Allyson Slobotski: Yea.

Jodi McCoy will remain as appointed Recording Secretary.

I.C. Approve Slate of Officers

MOTION PASSED: Motion to approve the 2026 slate of officers as presented, passed with a motion by Allyson Slobotski and a second by Tim Dreessen. Jeremy Dick: Yea, Tim Dreessen: Yea, Joe Pick: Yea, Kara Neuverth: Yea, Steve Shannon: Yea, Allyson Slobotski: Yea.

I.D. Approve Practice and Procedures

- a. Approval of Current Board Policies, Regulations, and Handbooks (Policy 203.01)
- b. Depository for School District No. 59 Funds – i3 Bank (Policy 704.01)
- c. Newspapers of Record: The Daily Record, Omaha World-Herald, Douglas-Sarpy County Post-Gazette
- d. Review of Media Relations Policy (Policy 1004.01)

- e. Review Board Member Code of Ethics (Policy 202.01)
- f. Dissemination of Conflict-of-Interest Statements to Board Members (Policy 202.02)
- g. Designate Superintendent as Authorized Representative for Bennington Public School for All ESU, State, and Federal Programs
- h. Approve Matt Blomenkamp as Non-Discrimination Compliance Coordinator (Policy 203.01)

MOTION PASSED: Motion to approve the 2026 school board practices and procedures as listed and presented, passed with a motion by Kara Neuverth and a second by Steve Shannon. Jeremy Dick: Yea, Tim Dreessen: Yea, Joe Pick: Yea, Kara Neuverth: Yea, Steve Shannon: Yea, Allyson Slobotski: Yea.

I.E. Appoint 2026 Committee Members (Policy 203.06)- Policy 203.06 states the President of the Board of Education appoints members to the standing committees of the district. There was no motion on this item. Discussion only. Building/Finance Committee- Allyson Slobotski, Tim Dreessen, Jeremy Dick, Curriculum Committee/Committee on American Civics- Joe Pick, Steve Shannon, Kara Neuverth, Policy Committee- Allyson Slobotski, Steve Shannon, Jeremy Dick, Bennington Public Schools Foundation Liaison- Joe Pick.

II. Public Forum- No one from the public was present to speak.

III. Consent Agenda (Note: Items on the consent agenda are considered routine and will be enacted under one motion. There will be no separate discussion of these items at the meeting unless a Board Member requests an item removed from the agenda for separate action.)

Approval of Agenda, Approval of Minutes of the Monday, December 8, 2025 - Regular Meeting, Presentation of January Bills for Approval and Payment, Personnel: Resignation(s) and Hiring of Personnel.

MOTION PASSED: Motion to approve the consent agenda as presented. Passed with a motion by Allyson Slobotski and a second by Jeremy Dick.

Jeremy Dick: Yea, Tim Dreessen: Yea, Kara Neuverth: Yea, Joe Pick: Yea, Steve Shannon: Yea, Allyson Slobotski: Yea

January 2026 Personnel Notes: Certified Staff Hire: Amy Mattern- speech language pathologist at Bennington Schools, Grace Tetschner- science teacher at Bennington High School, Lyndsay Rahlfs- 1st grade teacher at Heritage Elementary, Sadie Schriver- English teacher at Bennington High School, Brady Timm- social studies teacher at Bennington High School. Classified Staff Hire: Garrison Gebhardt- paraprofessional at Bennington High School, Annie Tews- paraprofessional at Heritage Elementary, Victoria Goodburn- paraprofessional at Heritage Elementary, Abigail Carr- paraprofessional at Anchor Pointe Elementary, Felicia Black- paraprofessional at Bennington Middle School, Markeyia Bogard- paraprofessional at Heritage Elementary. Certified Staff Resignations: Connie Burgers- math teacher at Bennington High School, David Ehrke- social studies teacher at Bennington High School, Danielle Robb- principal at Bennington Elementary, Erica Nightengale- teacher at Heritage Elementary School. Classified Staff Resignations: David Burgers- bus driver, Elana Tristan- paraprofessional, Taylor Willis- paraprofessional, Cole Rininger- paraprofessional.

IV. Items Removed From the Consent Agenda for Separate Action- No items were removed from the Consent Agenda.

V. Reports- Elementary - Katie Woodrich, Middle School - Renee Rucker, High School - Greg Lamberty, Student Services - Dan Bombeck, CIA - Shannon Thoendel, Operations - Matt Blomenkamp, Superintendent - Aaron Plas. Committee Reports: Building/Finance, Curriculum Policy. **Coordinator** - Transportation/Facilities - Jeremy Edens, **Spotlight** - Safety/Security - Matt Blomenkamp. Lobbyist – None

VI. Unfinished Business- None

VII. New Business

VII.A. Discuss, Consider, and Take Action on Curriculum and Personnel Proposals- The Curriculum Committee met on December 8th to continue the process of determining which curriculum and personnel proposals to recommend for the 2026-27 school year.

MOTION PASSED: Motion to accept the recommendations by the Curriculum Committee for 2026-27 curriculum and personnel proposal #12 as outlined in the December 8, 2025, Curriculum Committee Report and pending 2026-27 budget approval, passed with a motion by Steve Shannon and a second by Joe Pick. Jeremy Dick: Yea, Tim Dreessen: Yea, Kara Neuverth: Yea, Joe Pick: Yea, Steve Shannon: Yea, Allyson Slobotski: Yea

VII.B. Discuss, Consider, and Take Action on Bid Contracts for the Second High School Project- On November 20, 2025, 59 bid scopes were received spanning large amount of the project. Twenty were up for approval.

MOTION PASSED: Motion to award the bid contracts as presented for the second high school project, passed with a motion by Allyson Slobotski and a second by Tim Dreessen. Jeremy Dick: Yea, Tim Dreessen: Yea, Kara Neuverth: Yea, Joe Pick: Yea, Steve Shannon: Yea, Allyson Slobotski: Yea

VII.C. Review for the 2027-28 School Calendar- For the past several years the Board of Education has made it a practice of adopting calendars two years ahead of the school year. This gives the district an opportunity to schedule activities around parent-teacher conferences, work out any issues, and provides parents with opportunities to schedule family vacations. There was no motion on this item. Discussion only.

VII.D. Discuss District Cash Flow Report- Michael Thies has prepared a cash flow projection for the 2025-2026 school year to help inform the BOE of our current reserves within each fund. There was no motion on this item. Discussion only.

VII.E. Discuss District Housing Report-The district completed the annual housing count for 2025. Each year the district updates the number of homes occupied, under construction, and platted within the district boundaries. There was no motion on this item. Discussion only.

VII.F. Discuss, Consider, and Take Action on Bennington Public Schools Strategic Plan- Over the past several months, we have engaged in a strategic planning process that is culminating in this recommendation for approval of the Bennington Public Schools Strategic Plan. This plan reflects a thoughtful, thorough, and forward-focused process designed to guide the district's long-term direction, priorities, and decision-making. Stakeholder input has been

gathered through surveys, focus groups, and discussions involving staff, students, families, community members, and the Board of Education.

MOTION PASSED: Motion to approve the Bennington Public Schools Strategic Plan as presented, with implementation beginning in the 2026-27 school year, passed with a motion by Allyson Slobotski and a second by Tim Dreessen. Jeremy Dick: Yea, Tim Dreessen: Yea, Kara Neuverth: Yea, Joe Pick: Yea, Steve Shannon: Yea, Allyson Slobotski: Yea

VII.G. EXECUTIVE SESSION for Negotiations- The Negotiations Committee met with the Bennington Education Association on January 7th. The Negotiations Committee and BEA worked towards a potential agreement for the 2026-27 school year.

MOTION PASSED: I move that we enter closed session at 7:26 p.m., for the purpose of holding a strategy session regarding collective bargaining as an executive session is clearly necessary for the protection of the public interest, passed with a motion by Allyson Slobotski and a second by Tim Dreessen. Jeremy Dick: Yea, Tim Dreessen: Yea, Kara Neuverth: Yea, Joe Pick: Yea, Steve Shannon: Yea, Allyson Slobotski: Yea

The Board returned to Regular Session at 7:48p.m.

VIII. Time and Date of Next Regular Meeting- Regular Meeting: February 9th, 6:00PM - District Office

IX. Adjournment- Motion to adjourn the meeting at 7:49 p.m. made by Allyson Slobotski. All in favor.

Jodi McCoy- Board of Education Recording Secretary

Vendor Name	Vendor Description	Amount
GENERAL FUND CHECKING		
ACCESS SYSTEMS LEASING		\$13,453.70
ACCESS SYSTEMS		\$612.71
ADVANCE AUTO PARTS		\$393.29
AMAZON CAPITAL SERVICES		\$9,811.12
Assmann, Kathryn		\$33.35
Backlund, Kellie		\$13.05
BAYLOR ENTERPRISES		\$13,477.00
BENNINGTON AUTO INC		\$2,651.97
Biehler, Hallie		\$24.36
Blomenkamp, Matthew		\$84.10
Bombeck, Daniel		\$98.02
Bottorff, Alexandria		\$104.98
Bouaphakeo, Ann		\$91.06
CAPSAN		\$296.52
CERRIS SYSTEMS		\$49,414.33
Christian, Jack		\$20.88
COLORADO WEST EQUIPMENT		\$224.96
COX BUSINESS		\$1,320.70
CUBBY'S, INC		\$3,619.42
CULLIGAN		\$42.00
CUMMINS SALES AND SERVICE		\$1,067.75
DAILY RECORD, THE		\$387.99
DECKER EQUIPMENT		\$113.95
DeHart, Melissa		\$39.15
DEMCO, INC		\$284.03
DIETZE MUSIC HOUSE, INC		\$1,258.31
ELECTRICITY, LLC		\$6,229.38
Engel, Olivia		\$28.35
ESU 3		\$19,919.83
EVERWAY LLC		\$9,089.87
Feeney III, James		\$305.74
FIBER PLATFORM, LLC		\$2,190.59
FIELD PAPER COMPANY		\$581.00
FILTER SHOP, INC		\$750.00
FIRESPRING		\$8,975.16
Fitzgerald, Abby		\$65.98
FOLLETT CONTENT SOLUTIONS, LLC		\$2,224.00
GIBBS SMITH EDUCATION		\$1,186.92
GRAINGER		\$381.94
Gutz, Stacy		\$63.00
HARLOW'S SCHOOL BUS SERVICE, INC.		\$6,472.00
HD SUPPLY, INC.		\$7,982.22
HILAND DAIRY, INC.		\$41.86
HY-VEE INC		\$2,932.24
I3 BANK		\$80.00
Ingram, Zavaire		\$39.80
INLAND TRUCK PARTS COMPANY		\$4,286.69
INTERSTATE BATTERY SYSTEMS OF OMAHA		\$530.85
INTERSTATE POWER SYSTEMS, INC		\$12,400.45
J.W. PEPPER & SON, INC		\$663.08
Johanek, Jay		\$65.25
JOHN DEERE FINANCIAL		\$4,129.26
JUST FOR KIDS THERAPY INC		\$22,425.00
KELLEY PLUCKER, LLC		\$7,250.00
Kessell, Christopher		\$204.45

Vendor Name	Vendor Description	Amount
Korbel, Alysha		\$55.72
LAKESHORE LEARNING MATERIALS		\$92.00
Lamberty, Gregory		\$817.63
LANG DIESEL INC		\$305.63
LIBERTY HARDWOODS, INC		\$598.20
Loptin, Robbie		\$104.40
Lyon, Brendon		\$585.38
MACKIN BOOK COMPANY		\$307.18
MAPLE 85 PREMIUM LANDSCAPE MULCH CENTER		\$187.50
Mattson, Tara		\$42.78
MAXIM HEALTH CARE SERVICES		\$1,685.44
McCoy, Jodi		\$17.40
METAL DOORS & HARDWARE CO.		\$618.00
METROPOLITAN UTILITIES DISTRICT		\$22,779.00
MIDWEST BUS PARTS		\$301.36
NEBRASKA ASSOC. OF SCHOOL BOARDS		\$8,219.00
NEBRASKA BLINDS & SHUTTERS		\$825.00
NEBRASKA PEDIATRIC PRACTICE INC		\$2,500.00
NEBRASKA SAFETY CENTER		\$100.00
NEBRASKA STATE BANDMASTERS ASSOC		\$359.00
NEBRASKA STATE FIRE MARSHAL ELEVATOR DIVISION		\$480.00
NEBRASKA.GOV		\$93.50
Nielsen, Alexis		\$390.06
OCCUPATIONAL HEALTH CENTERS OF NE, P.C.		\$115.00
Ohlson, Calena		\$24.65
ONE SOURCE		\$603.05
OPPD		\$75,547.00
OUTDOOR RECREATION PRODUCTS		\$523.25
PAINTIN PLACE CERAMICS		\$241.00
Panning, Emily		\$172.55
PERRY LAW FIRM		\$1,778.60
Plas, Aaron		\$421.95
POPCO INC., DBA IDEAL PURE WATER		\$28.00
PORT-A-JOHNS INC		\$150.00
PRESTO-X		\$895.09
PRIME SECURED, INC		\$7,393.36
QA TECHNOLOGIES, INC.		\$6,800.00
RADIO ENGINEERING INDUSTRIES		\$2,800.00
Reinwald, Alexander		\$33.35
RISE VISION		\$831.60
RIVERSIDE INSIGHTS		\$158.40
ROSE THEATER		\$378.00
Rowley, Pamela		\$32.63
RTG BUILDING SERVICES, INC		\$81,377.08
RYDIN		\$343.00
SAPP BROS., INC.		\$9,430.53
SECURITY EQUIPMENT, INC		\$1,590.00
Sindelar, Kathryn		\$195.75
SPORTS FACILITY MAINTENANCE, LLC		\$500.00
STERICYCLE, INC		\$442.54
STRATEGIC AIR COMMAND & AEROSPACE MUSEUM		\$836.00
Stuart, Jyntri		\$357.43
SUBURBAN SCHOOLS' PROGRAM		\$31,379.75

Vendor Name	Vendor Description	Amount
SUMMIT FIRE PROTECTION CO.		\$11,140.50
SUPERIOR DOOR, LLC		\$250.00
TK ELEVATOR CORPORATION		\$4,611.00
Townsend, Jake		\$113.83
TRAN, TRINH		\$60.00
TRANE US INC		\$20,427.66
Uchtman, Robert		\$102.95
US BANK		\$5,674.37
USIC LOCATING SERVICES, LLC		\$129.48
VERIZON		\$388.96
WEST MUSIC		\$92.94
WEST O CHAMBER		\$350.00
WHITE CASTLE ROOFING		\$669.00
WM CORPORATE SERVICES, INC		\$8,303.63
Young, Norise		\$65.11
ZUM SERVICES INC.		\$1,744.00
Fund Number 01		<u>\$541,400.78</u>
Checking Account ID GENERAL		<u>\$541,400.78</u>
SPECIAL BUILDING FUND - CHECKING		
DLR GROUP		\$226,721.55
HAUSMANN CONSTRUCTION, INC		\$2,254,593.70
OLSSON ASSOCIATES		\$1,650.00
TERRACON CONSULTANTS INC		\$16,651.00
Fund Number 13		<u>\$2,499,616.25</u>
Checking Account ID SPECBLDG		<u>\$2,499,616.25</u>

02/11/2026 08:09 AM

User ID: MDT

Fund Number		Beginning Cash	Revenues	Expenses	Payables Change	Ending Cash
01	GENERAL FUND CHECKING	2,243,558.36	4,054,089.23	(4,273,946.64)	0.00	4,465,701.12
02	NUTRITION SERVICES	958,946.72	214,507.51	(189,624.67)	0.00	983,829.56
03	DEPRECIATION	150,139.20	46.63	(314,879.70)	0.00	150,046.63
04	SPECIAL BUILDING FUND - SAVINGS	94,147.11	13,465.10	0.00	0.00	63,465.10
05	UNEMPLOYMENT - SAVINGS	12,402.07	0.90	(2,532.83)	0.00	9,870.14
06	GENERAL - SAVINGS	367,108.50	812,233.04	0.00	0.00	862,233.04
08	BUSINESS ACCT	15,500.00	0.00	0.00	0.00	15,500.00
13	SPECIAL BUILDING FUND - CHECKING	100,025.02	7.53	(2,259,432.18)	0.00	100,007.53
14	BUILDING FUND - NLAf	7,069,774.35	47,753,811.59	0.00	0.00	52,608,325.89
15	QSC BONDS - NLAf	0.01	0.00	0.00	0.00	0.01
16	QSC BONDS -SAVINGS	30,709.69	2.52	0.00	0.00	30,712.21
18	GENERAL FUND CDARS	2,903,583.15	4,617.02	0.00	0.00	783,308.50
19	BUILDING FUND CDARS	379,544.66	1,049.02	0.00	0.00	380,593.68
20	DEPRECIATION CDARS	5,098,687.13	13,840.08	0.00	0.00	4,797,786.71
21	ACTIVITY FUND	676,302.40	39,350.91	(103,845.71)	0.00	611,807.60
22	STUDENT FEE FUND	74,325.38	610.45	(1,312.25)	0.00	73,623.58
24	QSC BONDS CDARS	654,769.39	1,809.68	0.00	0.00	656,579.07
25	BOND FUND	5,765,584.78	237,630.72	0.00	0.00	6,003,215.50
27	UNEMPLOYMENT CDARS	294,482.82	813.85	0.00	0.00	295,296.67
Grand Total:		26,889,590.74	53,147,885.78	(7,145,573.98)	0.00	72,891,902.54

Vendor Name	Vendor Description	Amount
NUTRITION SERVICES		
Besch, Megan		\$4.41
CERRIS SYSTEMS		\$276.50
CINTAS CORPORATION		\$1,098.18
GENERAL PARTS LLC		\$269.70
GREATER OMAHA REFRIGERATION		\$2,594.20
HEARTLAND SCHOOL SOLUTIONS		\$538.00
HILAND DAIRY, INC.		\$15,557.84
HOBART SERVICE		\$742.56
KNAPP, STEPHANIE		\$44.40
PEPSICO		\$6,890.38
PERFORMANCE FOODSERVICE		\$75,622.41
ROTELLA'S ITALIAN BAKERY		\$2,964.77
US BANK		\$1,330.44
WALDINGER CORPORATION, THE		\$362.50
Watsabaugh, Tracy		\$101.92
Fund Number 02		<hr/> \$108,398.21
Checking Account ID HOTLUNCH		<hr/> \$108,398.21

Vendor Name	Vendor Description	Amount
ACTIVITY FUND		
ABELS, SCOT		\$100.00
AMAZON CAPITAL SERVICES		\$497.24
ARMSTEAD, SYLVESTER		\$70.00
ARNDT, BRAXTON		\$210.00
ARVIN, BRIAN		\$100.00
AWARDS UNLIMITED, INC.		\$1,879.29
BA, BAARK-WIND		\$100.00
BAG TAGS, INC.		\$250.98
BALKOVEC, ANDREW		\$270.00
BALKOVEC, STEVEN		\$180.00
BELLEVUE EAST		\$200.00
BENNINGTON BOOSTERS CLUB		\$154.00
BLICK ART MATERIALS		\$185.35
BRILEY, ARA		\$25.00
BRILEY, GRACE		\$25.00
BROWN, JAYDEN		\$270.00
BSN SPORTS LLC		\$3,346.19
BYRNE, RYAN		\$325.00
CARTER, GRANT		\$200.00
CENTER TROPHY COMPANY		\$78.00
CHRISTENSEN, DAVID		\$140.00
COLUMBUS HIGH SCHOOL		\$0.00
COOLEY, STEVEN		\$100.00
CRW SERVICES, INC		\$800.00
DAKTRONICS, INC		\$1,500.00
DEBUSE, KYLE		\$140.00
DINSLAGE, BRANDON		\$140.00
DRIGGS, OWEN		\$25.00
EISCHEID, MATT		\$300.00
ELKHORN HIGH SCHOOL		\$356.00
EYMAN PLUMBING		\$7,876.84
FAIRFIELD		\$4,108.50
FESER, GERALD		\$100.00
FIELDLER, NICHOLAS		\$280.00
FITZKE, ANDREW		\$200.00
FITZKE, TYLER		\$400.00
FLETCHER, SHAWN		\$100.00
FLYNN, DANIEL		\$100.00
FRAZIER, AMAUN		\$90.00
FREMONT HIGH SCHOOL		\$96.00
FULL COMPASS SYSTEMS, LTD		\$946.55
FUTURE BUSINESS LEADERS OF AMERICA, INC		\$30.00
GIFTS N THINGS		\$615.00
GODETEL, JAKOB		\$200.00
Gonzalez, Bryan		\$90.00
GRETNA EAST HIGH SCHOOL		\$246.00
GRETNA PUBLIC SCHOOLS		\$262.00
GRIZZLE, CHASE		\$200.00
HAEFELE, ZACH		\$140.00
HALE, JAMAAL		\$140.00
HAMPTON INN - KEARNEY		\$2,685.00
HASTINGS HIGH SCHOOL		\$2,371.50
HAUFF MID AMERICA SPORTS		\$3,234.61
HEIMANN, BOB		\$70.00
HIGH PLAINS COMMUNITY SCHOOL		\$380.00

Vendor Name	Vendor Description	Amount
HOLDORF, JAIMEY		\$490.00
HY-VEE INC		\$1,353.70
JACOBSON, KEVIN		\$150.00
JANDA, CHRIS		\$140.00
JC BIOMEDICAL INC		\$925.25
JOHNSON, ARLD		\$140.00
JOHNSON, DARIN		\$200.00
KIM THERKILDSEN PHOTOGRAPHY		\$315.00
KOCH, KEVIN		\$100.00
KORBEL DESIGNS		\$658.75
LEWIS CENTRAL HIGH SCHOOL		\$700.00
LEWIS, CHARLES		\$300.00
LEWIS, RYAN		\$400.00
LEXINGTON HIGH SCHOOL		\$125.00
LINCOLN SOUTHEAST HIGH SCHOOL		\$32.00
LIPOVSKY, BRENDAN		\$200.00
LOGEMAN, TREVOR		\$70.00
LOUISVILLE PUBLIC SCHOOLS		\$0.00
LUETHJE, DARRICK		\$70.00
MAR, JACK		\$200.00
MAR, KEVIN		\$200.00
MARINKOVICH, MARCUS		\$140.00
METRO FOOTBALL COACHES ASSOCIATION		\$100.00
METZGER, CHAD		\$140.00
MEYSENBURG, REID		\$25.00
MONACO, AL		\$140.00
NATIONAL SCHOOL SPIRIT CHAMPIONSHIPS		\$19,832.00
NE HIGH SCHOOL SPORTS HALL OF FAME FDTN		\$300.00
NEBRASKA FBLA FOUNDATION TRUST		\$500.00
Nebraska Strength Coaches Organization		\$110.00
NEUMANN BOOSTER CLUB		\$170.00
NEWBURN, BRONSON		\$325.00
NO LIMITS DANCE & ACROBATIVE TRAINING		\$4,500.00
O'Connor, John		\$75.95
O'HARE, BEN		\$70.00
OFFICE DEPOT, INC		\$0.00
Olson, Luke		\$151.70
PAPILLION LA VISTA HIGH SCHOOL		\$32.00
PAPROCKI, CASEY		\$325.00
PIERCY, GARY		\$70.00
PKP SCREEN PRINTING		\$1,991.00
PLATTSMOUTH COMMUNITY SCHOOLS		\$150.00
POLK, MARLON		\$70.00
RAMACCIOTTI, LUKE		\$70.00
RAPSODO		\$1,500.00
REID, KWABI		\$90.00
RIDDELL ALL AMERICAN SPORTS CORP		\$15,932.30
RIEDEL, BRIAN		\$70.00
ROBOTICS EDUCATION & COMPETITION FOUNDATION		\$360.00
SCHOLASTIC ART AWARDS OF NE		\$280.00
SCHUYLER CENTRAL HIGH SCHOOL		\$700.00
SHEDEED, CORY		\$325.00
SIDZYIK, CHRIS		\$100.00
STASKIEWICZ, KENNETH		\$140.00
STERNBERG, PAXTON		\$150.00

Vendor Name	Vendor Description	Amount
SWAN, JARED		\$280.00
UNO MUSIC DEPARTMENT		\$200.00
US BANK		\$7,882.32
VEX ROBOTICS, INC		\$363.69
VOSS, DOUGLAS		\$90.00
WAVERLY HIGH SCHOOL		\$160.00
WAYNE STATE COLLEGE		\$200.00
WELLWOOD, GERALD		\$280.00
WEST, LEAH		\$25.00
WHITE, JOSHUA		\$70.00
WHITE, WEYLON		\$325.00
WINN, JEREMY		\$100.00
WINNEBAGO HIGH SCHOOL		\$150.00
WISNER-PILGER HIGH SCHOOL		\$91.00
WOLF, JACOB		\$200.00
WOLF, RYAN		\$200.00
ZIMMER, SCOTT		\$420.00
Fund Number 21		<hr/> \$103,670.71
Checking Account ID	ACTIVITY	<hr/> \$103,670.71

Regular; Beginning Month 01/2026; Processing Month 01/2026; Accounts to Include Accounts with Activity; Fund Number 21

Fund: 21 ACTIVITY FUND

<u>Chart of Account Number</u>	<u>Chart of Account Description</u>	<u>Beginning Balance</u>	<u>Expenses</u>	<u>Revenues</u>	<u>Balance Change</u>	<u>Balance</u>
21 765 0100	BHS Athletics	43,981.49	2,596.05	3,107.37	0.00	44,492.81
21 765 0101	BMS Athletics	58,217.74	0.00	0.00	0.00	58,217.74
21 765 0102	BSMS Athletics	23,026.28	0.00	0.00	0.00	23,026.28
21 765 0105	BHS Football	32,144.93	15,932.30	237.00	0.00	16,449.63
21 765 0110	BMS Football	(18,420.97)	2,249.61	0.00	0.00	(20,670.58)
21 765 0111	BHS Varsity Track	5,161.00	1,194.13	0.00	0.00	3,966.87
21 765 0112	BMS Track	(6,300.36)	0.00	0.00	0.00	(6,300.36)
21 765 0113	BHS Athletic Training	4,041.60	113.12	0.00	0.00	3,928.48
21 765 0114	BHS Uniforms	9,059.18	0.00	0.00	0.00	9,059.18
21 765 0115	BHS Volleyball	6,190.41	225.00	0.00	0.00	5,965.41
21 765 0116	BHS Lodging/Meals	3,553.27	4,739.25	0.00	0.00	(1,185.98)
21 765 0117	BHS Dues/Fees	1,743.49	0.00	0.00	0.00	1,743.49
21 765 0118	BHS Cross Country Club	2,082.87	223.80	0.00	0.00	1,859.07
21 765 0119	BHS Baseball	7,714.76	1,112.42	500.00	0.00	7,102.34
21 765 0120	BMS Volleyball	7,077.43	450.00	0.00	0.00	6,627.43
21 765 0121	BSMS Football	(7,022.53)	0.00	0.00	0.00	(7,022.53)
21 765 0122	BSMS Track	(106.38)	0.00	0.00	0.00	(106.38)
21 765 0123	BSMS Volleyball	3,573.92	350.00	0.00	0.00	3,223.92
21 765 0124	BSMS Boys' Basketball	752.54	0.00	0.00	0.00	752.54
21 765 0125	BHS Boys' Basketball	4,138.12	6,307.50	4,851.50	0.00	2,682.12
21 765 0130	BMS Boys' Basketball	(1,768.66)	0.00	0.00	0.00	(1,768.66)
21 765 0131	BHS Unified Track & Field	380.00	0.00	0.00	0.00	380.00
21 765 0132	BHS Unified Track & Field Club	74.24	0.00	0.00	0.00	74.24
21 765 0135	BHS Girls' Basketball	8,836.38	7,021.82	7,091.46	0.00	8,906.02
21 765 0140	BMS Girls' Basketball	(4,371.13)	540.00	795.65	0.00	(4,115.48)
21 765 0141	BHS Baseball Club	(405.75)	0.00	0.00	0.00	(405.75)
21 765 0142	BHS Volleyball Club	10,471.20	0.00	0.00	0.00	10,471.20
21 765 0143	BSMS Girls' Basketball	(293.30)	540.00	586.00	0.00	(247.30)
21 765 0145	BHS Cross Country	3,126.89	0.00	0.00	0.00	3,126.89
21 765 0146	BMS Cross Country	(2,341.05)	0.00	0.00	0.00	(2,341.05)
21 765 0147	BSMS Cross Country	(609.00)	0.00	0.00	0.00	(609.00)
21 765 0150	BHS Boys' Golf	5,784.65	564.92	0.00	0.00	5,219.73
21 765 0151	BHS Softball Club	1,212.70	0.00	0.00	0.00	1,212.70
21 765 0152	BHS Boys' Soccer	2,255.88	0.00	49.22	0.00	2,305.10
21 765 0153	BHS Boys' Soccer Fundraising	3,407.25	0.00	886.74	0.00	4,293.99
21 765 0155	BHS Girls' Golf	163.92	0.00	0.00	0.00	163.92

Regular; Beginning Month 01/2026; Processing Month 01/2026; Accounts to Include Accounts with Activity; Fund Number 21

Fund: 21 ACTIVITY FUND

<u>Chart of Account Number</u>	<u>Chart of Account Description</u>	<u>Beginning Balance</u>	<u>Expenses</u>	<u>Revenues</u>	<u>Balance Change</u>	<u>Balance</u>
21 765 0156	BHS Girls' Tennis	1,892.13	0.00	0.00	0.00	1,892.13
21 765 0164	BHS Girls' Soccer	4,067.33	0.00	0.00	0.00	4,067.33
21 765 0165	BHS Girls' Soccer Fundraising	5,511.09	1,346.19	0.00	0.00	4,164.90
21 765 0166	BHS Girls' Tennis Club	2,649.79	0.00	0.00	0.00	2,649.79
21 765 0180	BHS Wrestling	3,601.15	5,175.00	3,319.00	0.00	1,745.15
21 765 0185	BMS Wrestling	(5,466.27)	200.00	538.50	0.00	(5,127.77)
21 765 0186	BSMS Wrestling	(1,255.25)	1,310.00	995.00	0.00	(1,570.25)
21 765 0190	BHS Girls' Softball	4,170.26	500.00	0.00	0.00	3,670.26
21 765 0191	BHS Unified Bowling	884.07	0.00	0.00	0.00	884.07
21 765 0192	BHS Boys' Golf Club	1,380.86	0.00	0.00	0.00	1,380.86
21 765 0193	BHS Girls' Golf Club	1,741.28	0.00	0.00	0.00	1,741.28
21 765 0194	BHS Unified Bowling Club	900.00	0.00	0.00	0.00	900.00
21 765 0195	BHS Track Club	12,716.29	0.00	0.00	0.00	12,716.29
21 765 0196	BHS Football Club	1,526.48	293.10	0.00	0.00	1,233.38
21 765 0197	BHS Wrestling Club	4,931.80	2,618.44	2,288.68	0.00	4,602.04
21 765 0200	BHS Band	12,486.73	400.00	0.00	0.00	12,086.73
21 765 0205	BHS Flag Corp	(2,208.48)	0.00	0.00	0.00	(2,208.48)
21 765 0210	BE Band Resale	73.56	0.00	0.00	0.00	73.56
21 765 0215	PC Band Resale	30.90	0.00	0.00	0.00	30.90
21 765 0220	HE Band Resale	6,341.00	643.40	178.00	0.00	5,875.60
21 765 0221	AP Band Resale	938.48	0.00	60.00	0.00	998.48
21 765 0300	BHS Dance Team	26,933.65	25,366.27	1,219.82	0.00	2,787.20
21 765 0355	BHS Varsity Cheerleading	11,397.76	267.68	1,434.00	0.00	12,564.08
21 765 0425	BHS Prom	11,395.83	0.00	0.00	0.00	11,395.83
21 765 0450	BHS Skills USA/VICA	870.27	0.00	0.00	0.00	870.27
21 765 0501	BHS B-Club	222.58	0.00	0.00	0.00	222.58
21 765 0505	PC Student Council	82.86	0.00	0.00	0.00	82.86
21 765 0510	HE Student Council	974.25	0.00	0.00	0.00	974.25
21 765 0511	AP Student Council	443.29	0.00	0.00	0.00	443.29
21 765 0512	SE Student Council	504.07	0.00	0.00	0.00	504.07
21 765 0550	BE Miscellaneous	13,882.13	0.00	0.00	0.00	13,882.13
21 765 0555	BE Yearbook	1,629.23	0.00	0.00	0.00	1,629.23
21 765 0556	DIST Elementary Spanish	(428.20)	0.00	0.00	0.00	(428.20)
21 765 0557	PC Miscellaneous	18,554.39	0.00	0.00	0.00	18,554.39
21 765 0558	PC Yearbook	50.60	0.00	0.00	0.00	50.60
21 765 0559	DIST Washington DC Trip	1,048.97	0.00	3,590.27	0.00	4,639.24

Regular; Beginning Month 01/2026; Processing Month 01/2026; Accounts to Include Accounts with Activity; Fund Number 21

Fund: 21 ACTIVITY FUND

<u>Chart of Account Number</u>	<u>Chart of Account Description</u>	<u>Beginning Balance</u>	<u>Expenses</u>	<u>Revenues</u>	<u>Balance Change</u>	<u>Balance</u>
21 765 0560	HE Miscellaneous	10,378.28	0.00	103.04	0.00	10,481.32
21 765 0561	AP Miscellaneous	18,843.20	3,324.81	0.00	0.00	15,518.39
21 765 0566	AP Yearbook	1,420.00	0.00	0.00	0.00	1,420.00
21 765 0567	SE Miscellaneous	6,998.94	0.00	0.00	0.00	6,998.94
21 765 0568	SE Yearbook	734.30	0.00	0.00	0.00	734.30
21 765 0590	BE Student Council	1,902.33	615.00	0.00	0.00	1,287.33
21 765 0600	BHS FBLA	5,555.54	530.00	572.50	0.00	5,598.04
21 765 0601	BMS FBLA	91.00	0.00	0.00	0.00	91.00
21 765 0651	BHS Play Production	1,623.07	262.00	0.00	0.00	1,361.07
21 765 0652	BHS Speech	646.97	730.00	0.00	0.00	(83.03)
21 765 0700	BHS Foreign Language Club (Spanish)	844.08	0.00	0.00	0.00	844.08
21 765 0720	BHS French	446.73	17.97	0.00	0.00	428.76
21 765 0750	BHS Journalism	380.01	0.00	0.00	0.00	380.01
21 765 0800	BHS Miscellaneous	32,779.88	3,938.42	4,887.85	0.00	33,729.31
21 765 0801	BHS Robotics	2,685.51	723.69	0.00	0.00	1,961.82
21 765 0802	BHS Quiz Bowl	2,471.04	0.00	65.00	0.00	2,536.04
21 765 0803	BMS Robotics	92.00	0.00	0.00	0.00	92.00
21 765 0804	BHS Multi Cultural Club	4,766.87	0.00	0.00	0.00	4,766.87
21 765 0805	BHS Boys' Youth Basketball	4,891.57	2,219.55	(106.77)	0.00	2,565.25
21 765 0806	BHS Outdoor Club	2,208.14	0.00	0.00	0.00	2,208.14
21 765 0807	BHS Key Club	3,542.74	0.00	0.00	0.00	3,542.74
21 765 0809	BHS National Honor Society	508.98	0.00	0.00	0.00	508.98
21 765 0811	BHS Prism Club	47.40	0.00	0.00	0.00	47.40
21 765 0815	DIST Landscaping Fund	314.47	0.00	0.00	0.00	314.47
21 765 0820	BHS Environmental Science	103.33	0.00	0.00	0.00	103.33
21 765 0825	BHS Girls' Youth Basketball	2,286.48	326.93	920.00	0.00	2,879.55
21 765 0830	BHS PSAT/AP	6,059.82	0.00	0.00	0.00	6,059.82
21 765 0835	BHS Drivers' Education	353.00	0.00	0.00	0.00	353.00
21 765 0845	BMS Yearbook	3,430.11	284.55	0.00	0.00	3,145.56
21 765 0846	BSMS Yearbook	4,505.41	0.00	0.00	0.00	4,505.41
21 765 0860	BMS Engineering	1,343.45	0.00	0.00	0.00	1,343.45
21 765 0865	BHS Engineering	517.92	0.00	0.00	0.00	517.92
21 765 0870	BMS Leadership Group	63.86	0.00	0.00	0.00	63.86
21 765 0871	BSMS Service Club	(78.00)	0.00	0.00	0.00	(78.00)
21 765 0872	BMS Service Club	589.27	0.00	0.00	0.00	589.27
21 765 0875	DIST Wellness	2,968.23	575.00	0.00	0.00	2,393.23

Regular; Beginning Month 01/2026; Processing Month 01/2026; Accounts to Include Accounts with Activity; Fund Number 21

Fund: 21 ACTIVITY FUND

<u>Chart of Account Number</u>	<u>Chart of Account Description</u>	<u>Beginning Balance</u>	<u>Expenses</u>	<u>Revenues</u>	<u>Balance Change</u>	<u>Balance</u>
21 765 0880	DIST Facilities Use	93,721.04	4,884.97	800.00	0.00	89,636.07
21 765 0890	BHS Student Senate	28,750.60	119.40	0.00	0.00	28,631.20
21 765 0891	BMS Student Senate	1,030.95	151.90	0.00	0.00	879.05
21 765 0892	BMS Cooking Club	2,060.18	486.52	0.00	0.00	1,573.66
21 765 0893	BMS Miscellaneous	7,797.60	0.00	41.28	0.00	7,838.88
21 765 0894	BSMS Student Senate	1,106.53	0.00	0.00	0.00	1,106.53
21 765 0895	BSMS Cooking Club	1,154.60	94.33	0.00	0.00	1,060.27
21 765 0896	BSMS Miscellaneous	7,288.15	0.00	110.20	0.00	7,398.35
21 765 0900	BHS Music	4,227.79	0.00	0.00	0.00	4,227.79
21 765 0910	BHS Musical	9,853.16	0.00	0.00	0.00	9,853.16
21 765 0916	BMS Music Resale	211.19	0.00	0.00	0.00	211.19
21 765 0917	BSMS Music Resale	288.00	0.00	20.00	0.00	308.00
21 765 0950	BHS Vocational	183.96	0.00	0.00	0.00	183.96
21 765 0952	BHS Art Lab	1,175.74	465.35	0.00	0.00	710.39
21 765 0955	BHS Shop	1,664.95	0.00	0.00	0.00	1,664.95
21 765 0970	HS Library	1,246.63	0.00	0.00	0.00	1,246.63
21 765 0971	PC Library	7,231.16	0.00	33.45	0.00	7,264.61
21 765 0972	SE Library	5,251.17	1,557.39	54.72	0.00	3,748.50
21 765 0975	BE Library	2,848.58	0.00	10.08	0.00	2,858.66
21 765 0976	AP Library	5,554.98	225.36	39.70	0.00	5,369.32
21 765 0995	HE Library	5,114.70	0.00	15.82	0.00	5,130.52
21 765 0996	BMS Library	5,808.20	32.57	0.00	0.00	5,775.63
21 765 0997	BSMS Library	1,486.16	0.00	0.00	0.00	1,486.16
21 765 1410	Interest	3,922.56	0.00	55.83	0.00	3,978.39
Fund Total: 21		676,302.40	103,845.71	39,350.91	0.00	611,807.60

Regular; Processing Month 01/2026; Accounts to Include Accounts with Activity

Fund: 01 GENERAL FUND CHECKING

<u>Account Number</u>	<u>Description</u>	<u>Revised Budget</u>	<u>During Month</u>	<u>To Date</u>
01 1370	PRESCHOOL TUITION AND FEES	0.00	5,687.50	28,437.50
01 1410	TRANS REC FROM INDIVIDUALS - REG	0.00	19,038.67	82,912.83
01 1510	INTEREST ON INVESTMENTS	0.00	190.02	580.51
01 1911	LOCAL LICENSE FEES	0.00	0.00	900.00
01 1990	OTHER LOCAL RECEIPTS	0.00	0.00	2,117.29
Subtotal: LOCAL RECIEPTS		0.00	24,916.19	114,948.13
01 3110	STATE AID	0.00	1,406,966.00	7,038,646.92
01 3120	SPECIAL ED PROGRAMS SCHOOL AGE	0.00	712,700.00	1,424,924.00
01 3400	STATE APPORTIONMENT	0.00	1,189,004.35	1,189,004.35
01 3535	PAYMENTS FOR HIGH ABLILITY LEARNERS	0.00	0.00	33,133.00
01 3551	CAREER EDUCATION	0.00	0.00	8,132.00
Subtotal: 3000		0.00	3,308,670.35	9,693,840.27
01 4505	TITLE I, PART A ESSA IMP BASIC PROG	0.00	0.00	205,349.00
01 4509	TITLE II, PART A ESSA EFFECT INSTRUCTION	0.00	0.00	32,724.00
01 4516	IDEA PRESCHOOL(619) BASE ALLOCATION	0.00	5,236.00	5,236.00
01 4518	IDEA Part B Base & Enrollment Poverty Allocation	0.00	685,341.00	685,341.00
01 4521	IDEA PART B PROPORTIONATE SHARE PART B L	0.00	27,267.00	27,267.00
01 4709	MEDICAID ADMINSTRATIVE ACTIVITIES	0.00	2,658.69	7,599.15
01 4969	TITLE IV, PART A	0.00	0.00	15,415.00
Subtotal: 4000		0.00	720,502.69	978,931.15
01 5301	INSURANCE ADJUSTMENTS	0.00	0.00	1,366.09
Subtotal: 5000		0.00	0.00	1,366.09
Fund Total:		0.00	4,054,089.23	10,789,085.64

Fund: 02 NUTRITION SERVICES

<u>Account Number</u>	<u>Description</u>	<u>Revised Budget</u>	<u>During Month</u>	<u>To Date</u>
02 1510	INTEREST ON INVESTMENTS	0.00	80.69	418.19
02 1620	DAILY SALES - NON-REIMB PROGRAMS	0.00	168,531.58	888,473.10
02 1990	MISCELLANEOUS LOCAL RECEIPTS	0.00	0.00	3,372.67
Subtotal: LOCAL RECIEPTS		0.00	168,612.27	892,263.96
02 3150	STATE REIMBURSEMENT(OF NUTRITION PROG)	0.00	0.00	3,605.47
Subtotal: 3000		0.00	0.00	3,605.47
02 4210	FEDERAL REIMBURSEMENT(OF NUTRIT PRGMS)	0.00	45,895.24	278,477.25
Subtotal: 4000		0.00	45,895.24	278,477.25
Fund Total:		0.00	214,507.51	1,174,346.68

Fund: 03 DEPRECIATION

<u>Account Number</u>	<u>Description</u>	<u>Revised Budget</u>	<u>During Month</u>	<u>To Date</u>
03 1510	INTEREST ON INVESTMENTS	0.00	46.63	1,110.61
Subtotal: LOCAL RECIEPTS		0.00	46.63	1,110.61
Fund Total:		0.00	46.63	1,110.61

Fund: 04 SPECIAL BUILDING FUND - SAVINGS

<u>Account Number</u>	<u>Description</u>	<u>Revised Budget</u>	<u>During Month</u>	<u>To Date</u>
04 1100	TAXES	0.00	12,888.04	38,816.98
04 1510	INTEREST ON INVESTMENTS	0.00	577.06	888.60
Subtotal: LOCAL RECIEPTS		0.00	13,465.10	39,705.58
04 5690	OTHER NON-REVENUE RECEIPTS	0.00	0.00	17,906.63
Subtotal: 5000		0.00	0.00	17,906.63

Regular; Processing Month 01/2026; Accounts to Include Accounts with Activity

Fund: 04 SPECIAL BUILDING FUND - SAVINGS

<u>Account Number</u>	<u>Description</u>	<u>Revised Budget</u>	<u>During Month</u>	<u>To Date</u>
	Fund Total:	0.00	13,465.10	57,612.21

Fund: 05 UNEMPLOYMENT - SAVINGS

<u>Account Number</u>	<u>Description</u>	<u>Revised Budget</u>	<u>During Month</u>	<u>To Date</u>
05 1510	INTEREST ON INVESTMENTS	0.00	0.90	5.94
	Subtotal: LOCAL RECIEPTS	0.00	0.90	5.94
	Fund Total:	0.00	0.90	5.94

Fund: 06 GENERAL - SAVINGS

<u>Account Number</u>	<u>Description</u>	<u>Revised Budget</u>	<u>During Month</u>	<u>To Date</u>
06 1100	TAXES	0.00	811,709.67	3,335,484.96
06 1510	INTEREST ON INVESTMENTS	0.00	523.37	3,123.74
	Subtotal: LOCAL RECIEPTS	0.00	812,233.04	3,338,608.70
	Fund Total:	0.00	812,233.04	3,338,608.70

Fund: 13 SPECIAL BUILDING FUND - CHECKING

<u>Account Number</u>	<u>Description</u>	<u>Revised Budget</u>	<u>During Month</u>	<u>To Date</u>
13 1510	INTEREST ON INVESTMENTS	0.00	7.53	88.39
	Subtotal: LOCAL RECIEPTS	0.00	7.53	88.39
13 5690	OTHER NON-REVENUE RECEIPTS	0.00	0.00	0.00
	Subtotal: 5000	0.00	0.00	0.00
	Fund Total:	0.00	7.53	88.39

Fund: 14 BUILDING FUND - NLAF

<u>Account Number</u>	<u>Description</u>	<u>Revised Budget</u>	<u>During Month</u>	<u>To Date</u>
14 1510	Interest on Investments	0.00	30,593.53	150,786.46
	Subtotal: LOCAL RECIEPTS	0.00	30,593.53	150,786.46
14 5100	Issuance of Bonds	0.00	47,723,218.06	47,723,218.06
	Subtotal: 5000	0.00	47,723,218.06	47,723,218.06
	Fund Total:	0.00	47,753,811.59	47,874,004.52

Fund: 16 QSC BONDS - SAVINGS

<u>Account Number</u>	<u>Description</u>	<u>Revised Budget</u>	<u>During Month</u>	<u>To Date</u>
16 1100	TAXES	0.00	0.00	1.89
16 1510	Interest on Investments	0.00	2.52	12.96
	Subtotal: LOCAL RECIEPTS	0.00	2.52	14.85
	Fund Total:	0.00	2.52	14.85

Fund: 18 GENERAL FUND CDARS

<u>Account Number</u>	<u>Description</u>	<u>Revised Budget</u>	<u>During Month</u>	<u>To Date</u>
18 1510	Interest on Investments	0.00	4,617.02	92,444.73
	Subtotal: LOCAL RECIEPTS	0.00	4,617.02	92,444.73
	Fund Total:	0.00	4,617.02	92,444.73

Fund: 19 BUILDING FUND CDARS

<u>Account Number</u>	<u>Description</u>	<u>Revised Budget</u>	<u>During Month</u>	<u>To Date</u>
19 1510	Interest on Investments	0.00	1,049.02	6,003.89
	Subtotal: LOCAL RECIEPTS	0.00	1,049.02	6,003.89
	Fund Total:	0.00	1,049.02	6,003.89

Fund: 20 DEPRECIATION CDARS

<u>Account Number</u>	<u>Description</u>	<u>Revised Budget</u>	<u>During Month</u>	<u>To Date</u>
20 1510	Interest on Investments	0.00	13,840.08	73,638.99
	Subtotal: LOCAL RECIEPTS	0.00	13,840.08	73,638.99
	Fund Total:	0.00	13,840.08	73,638.99

Fund: 21 ACTIVITY FUND

Regular; Processing Month 01/2026; Accounts to Include Accounts with Activity

<u>Account Number</u>	<u>Description</u>	<u>Revised Budget</u>	<u>During Month</u>	<u>To Date</u>
21 1710 1510	Interest on Investments	0.00	55.83	284.20
21 1990 0100	BHS Athletics	0.00	3,107.37	(48,203.37)
21 1990 0101	BMS Athletics	0.00	0.00	9,500.00
21 1990 0102	BSMS Athletics	0.00	0.00	12,334.14
21 1990 0105	BHS Football	0.00	237.00	42,742.52
21 1990 0110	BMS Football	0.00	0.00	702.00
21 1990 0111	BHS Varsity Track	0.00	0.00	1,549.05
21 1990 0113	BHS Athletic Training	0.00	0.00	7,789.87
21 1990 0114	BHS Uniforms	0.00	0.00	13,000.00
21 1990 0115	BHS Volleyball	0.00	0.00	13,559.10
21 1990 0116	BHS Lodging/Meals	0.00	0.00	10,000.00
21 1990 0117	BHS Dues/Fees	0.00	0.00	5.00
21 1990 0118	BHS Cross Country Club	0.00	0.00	8,674.00
21 1990 0119	BHS Baseball	0.00	500.00	500.00
21 1990 0120	BMS Volleyball	0.00	0.00	1,640.00
21 1990 0121	BSMS Football	0.00	0.00	1,944.75
21 1990 0123	BSMS Volleyball	0.00	0.00	2,457.00
21 1990 0124	BSMS Boys' Basketball	0.00	0.00	3,692.50
21 1990 0125	BHS Boys' Basketball	0.00	4,851.50	9,649.20
21 1990 0130	BMS Boys' Basketball	0.00	0.00	2,221.19
21 1990 0131	BHS Unified Track & Field	0.00	0.00	300.00
21 1990 0135	BHS Girls' Basketball	0.00	7,091.46	13,859.96
21 1990 0140	BMS Girls' Basketball	0.00	795.65	795.65
21 1990 0141	BHS Baseball Club	0.00	0.00	1,178.00
21 1990 0142	BHS Volleyball Club	0.00	0.00	(2,751.00)
21 1990 0143	BSMS Girls' Basketball	0.00	586.00	586.00
21 1990 0145	BHS Cross Country	0.00	0.00	2,453.60
21 1990 0146	BMS Cross Country	0.00	0.00	800.00
21 1990 0150	BHS Boys' Golf	0.00	0.00	3,000.00
21 1990 0151	BHS Softball Club	0.00	0.00	238.60
21 1990 0152	BHS Boys' Soccer	0.00	49.22	49.22
21 1990 0153	BHS Boys' Soccer Fundraising	0.00	886.74	2,372.62
21 1990 0155	BHS Girls' Golf	0.00	0.00	7,230.00
21 1990 0156	BHS Girls' Tennis	0.00	0.00	1,000.00
21 1990 0165	BHS Girls' Soccer Fundraising	0.00	0.00	862.14
21 1990 0180	BHS Wrestling	0.00	3,319.00	13,179.00
21 1990 0185	BMS Wrestling	0.00	538.50	1,019.50
21 1990 0186	BSMS Wrestling	0.00	995.00	2,267.00
21 1990 0190	BHS Girls' Softball	0.00	0.00	3,496.00
21 1990 0191	BHS Unified Bowling	0.00	0.00	630.00
21 1990 0193	BHS Girls' Golf Club	0.00	0.00	155.00
21 1990 0195	BHS Track Club	0.00	0.00	433.00
21 1990 0196	BHS Football Club	0.00	0.00	825.00
21 1990 0197	BHS Wrestling Club	0.00	2,288.68	2,288.68
21 1990 0200	BHS Band	0.00	0.00	11,740.00
21 1990 0220	HE Band Resale	0.00	178.00	3,003.00
21 1990 0221	AP Band Resale	0.00	60.00	723.00
21 1990 0300	BHS Dance Team	0.00	1,219.82	47,284.56
21 1990 0355	BHS Varsity Cheerleading	0.00	1,434.00	18,537.25
21 1990 0450	BHS Skills USA/VICA	0.00	0.00	200.00
21 1990 0550	BE Miscellaneous	0.00	0.00	365.94
21 1990 0557	PC Miscellaneous	0.00	0.00	2,099.78
21 1990 0559	DIST Washington DC Trip	0.00	3,590.27	4,694.27
21 1990 0560	HE Miscellaneous	0.00	103.04	344.63
21 1990 0561	AP Miscellaneous	0.00	0.00	181.50

Regular; Processing Month 01/2026; Accounts to Include Accounts with Activity

<u>Account Number</u>	<u>Description</u>	<u>Revised Budget</u>	<u>During Month</u>	<u>To Date</u>
21 1990 0567	SE Miscellaneous	0.00	0.00	156.50
21 1990 0590	BE Student Council	0.00	0.00	586.31
21 1990 0600	BHS FBLA	0.00	572.50	6,379.16
21 1990 0651	BHS Play Production	0.00	0.00	2,984.80
21 1990 0652	BHS Speech	0.00	0.00	116.00
21 1990 0720	BHS French	0.00	0.00	271.30
21 1990 0750	BHS Journalism	0.00	0.00	65.00
21 1990 0800	BHS Miscellaneous	0.00	4,887.85	18,710.37
21 1990 0801	BHS Robotics	0.00	0.00	1,911.00
21 1990 0802	BHS Quiz Bowl	0.00	65.00	1,723.70
21 1990 0804	BHS Multi Cultural Club	0.00	0.00	1,951.00
21 1990 0805	BHS Boys' Youth Basketball	0.00	(106.77)	694.41
21 1990 0825	BHS Youth Girls' Basketball	0.00	920.00	1,023.95
21 1990 0830	BHS PSAT/AP	0.00	0.00	2,457.00
21 1990 0845	BMS Yearbook	0.00	0.00	100.00
21 1990 0846	BSMS Yearbook	0.00	0.00	10.00
21 1990 0872	BMS Service Club	0.00	0.00	150.00
21 1990 0880	DIST Facilities Use	0.00	800.00	31,585.54
21 1990 0890	BHS Student Senate	0.00	0.00	6,090.00
21 1990 0892	BMS Cooking Club	0.00	0.00	2,200.00
21 1990 0893	BMS Miscellaneous	0.00	41.28	291.77
21 1990 0894	BSMS Student Senate	0.00	0.00	891.96
21 1990 0895	BSMS Cooking Club	0.00	0.00	(270.00)
21 1990 0896	BSMS Miscellaneous	0.00	110.20	276.98
21 1990 0900	BHS Music	0.00	0.00	2,039.00
21 1990 0910	BHS Musical	0.00	0.00	460.00
21 1990 0916	BMS Music Resale	0.00	0.00	178.00
21 1990 0917	BSMS Music Resale	0.00	20.00	293.00
21 1990 0952	BHS Art Lab	0.00	0.00	1,100.00
21 1990 0955	BHS Shop	0.00	0.00	515.00
21 1990 0971	PC Library	0.00	33.45	1,841.75
21 1990 0972	SE Library	0.00	54.72	2,540.01
21 1990 0975	BE Library	0.00	10.08	1,846.22
21 1990 0976	AP Library	0.00	39.70	708.19
21 1990 0995	HE Library	0.00	15.82	780.55
21 1990 0996	BMS Library	0.00	0.00	657.00
21 1990 0997	BSMS Library	0.00	0.00	834.95
Subtotal: LOCAL RECIEPTS		0.00	39,350.91	333,633.47
Fund Total:		0.00	39,350.91	333,633.47
Fund: 22 STUDENT FEE FUND				
<u>Account Number</u>	<u>Description</u>	<u>Revised Budget</u>	<u>During Month</u>	<u>To Date</u>
22 1741 5100	Cooperative Loss	0.00	610.45	4,972.18
Subtotal: LOCAL RECIEPTS		0.00	610.45	4,972.18
Fund Total:		0.00	610.45	4,972.18
Fund: 24 QSC BONDS CDARS				
<u>Account Number</u>	<u>Description</u>	<u>Revised Budget</u>	<u>During Month</u>	<u>To Date</u>
24 1510	Interest on Investments	0.00	1,809.68	9,623.75
Subtotal: LOCAL RECIEPTS		0.00	1,809.68	9,623.75
Fund Total:		0.00	1,809.68	9,623.75
Fund: 25 BOND FUND				
<u>Account Number</u>	<u>Description</u>	<u>Revised Budget</u>	<u>During Month</u>	<u>To Date</u>
25 1100	Local Property Taxes	0.00	220,259.62	1,045,047.65

Regular; Processing Month 01/2026; Accounts to Include Accounts with Activity

Fund: 25 BOND FUND

<u>Account Number</u>	<u>Description</u>	<u>Revised Budget</u>	<u>During Month</u>	<u>To Date</u>
25 1510	Interest on Investments	0.00	17,371.10	141,053.09
Subtotal: LOCAL RECIEPTS		0.00	237,630.72	1,186,100.74
Fund Total:		0.00	237,630.72	1,186,100.74

Fund: 27 UNEMPLOYMENT CDARS

<u>Account Number</u>	<u>Description</u>	<u>Revised Budget</u>	<u>During Month</u>	<u>To Date</u>
27 1510	Interest on Investments	0.00	813.85	4,327.97
Subtotal: LOCAL RECIEPTS		0.00	813.85	4,327.97
Fund Total:		0.00	813.85	4,327.97

	<u>Revised Budget</u>	<u>During Month</u>	<u>To Date</u>
Grand Total:	0.00	53,147,885.78	64,945,623.26

Account Number	Account Description	Revised Budget	Expended During Month	Expenditures to Date	% of Budget	Balance at EOM	P/ O Outstanding	Unencumbered Balance
01	GENERAL FUND CHECKING							
1100	REGULAR INSTRUCTIONAL PROGRAMS							
01 1100 110 000	REG INSTR - SALARIES NON-INSTR DIST	45,066.00	3,648.43	17,367.92	38.54	27,698.08	0.00	27,698.08
01 1100 111 000	REG INSTR - SALARIES TEACHERS DIST	264,099.00	13,370.26	66,851.30	25.31	197,247.70	0.00	197,247.70
01 1100 111 001	REG INSTR - SALARIES TEACHERS BHS	4,082,548.00	309,977.53	1,591,518.38	38.98	2,491,029.62	0.00	2,491,029.62
01 1100 111 002	REG INSTR - SALARIES TEACHERS BE	1,336,533.00	101,925.38	517,683.70	38.73	818,849.30	0.00	818,849.30
01 1100 111 003	REG INSTR - SALARIES TEACHERS PC	2,254,739.00	173,216.39	866,081.95	38.41	1,388,657.05	0.00	1,388,657.05
01 1100 111 004	REG INSTR - SALARIES TEACHERS HE	1,710,860.00	114,451.93	636,641.38	37.21	1,074,218.62	0.00	1,074,218.62
01 1100 111 005	REG INSTR - SALARIES TEACHERS BMS	2,255,382.00	167,085.74	848,722.42	37.63	1,406,659.58	0.00	1,406,659.58
01 1100 111 006	REG INSTR - SALARIES TEACHERS AP	1,684,058.00	150,903.33	754,516.65	44.80	929,541.35	0.00	929,541.35
01 1100 111 007	REG INSTR - SALARIES TEACHERS SE	1,653,289.00	130,480.25	652,401.25	39.46	1,000,887.75	0.00	1,000,887.75
01 1100 111 008	REG INSTR - SALARIES TEACHERS BSMS	2,683,867.00	214,328.96	1,068,926.33	39.83	1,614,940.67	0.00	1,614,940.67
01 1100 112 001	REG INSTR - SALARIES INSTR AIDES BHS	22,943.00	1,867.75	11,328.28	49.38	11,614.72	0.00	11,614.72
01 1100 112 002	REG INSTR - SALARIES INSTR AIDES BE	0.00	0.00	0.00	0.00	0.00	0.00	0.00
01 1100 112 003	REG INSTR - SALARIES INSTR AIDES PC	0.00	0.00	0.00	0.00	0.00	0.00	0.00
01 1100 112 004	REG INSTR - SALARIES INSTR AIDES HE	0.00	0.00	0.00	0.00	0.00	0.00	0.00
01 1100 112 005	REG INSTR - SALARIES INSTR AIDES BMS	0.00	0.00	0.00	0.00	0.00	0.00	0.00
01 1100 112 006	REG INSTR - SALARIES INSTR AIDES AP	0.00	0.00	0.00	0.00	0.00	0.00	0.00
01 1100 112 007	REG INSTR - SALARIES INSTR AIDES SE	0.00	0.00	0.00	0.00	0.00	0.00	0.00
01 1100 112 008	REG INSTR - SALARIES INSTR AIDES BSMS	0.00	0.00	0.00	0.00	0.00	0.00	0.00
01 1100 120 001	REG INSTR - SUBS NON-INSTR BHS	7,829.00	1,014.65	4,058.60	51.84	3,770.40	0.00	3,770.40
01 1100 120 005	REG INSTR - SUBS NON-INSTR BMS	108.00	2,380.52	6,322.05	5,853.75	(6,214.05)	0.00	(6,214.05)
01 1100 120 008	SUBS NON-INSTR BSMS	0.00	0.00	0.00	0.00	0.00	0.00	0.00
01 1100 122 001	REG INSTR - SUB AIDES/ASST HS	632.00	0.00	0.00	0.00	632.00	0.00	632.00
01 1100 122 002	REG INSTR - SUB AIDES/ASST BE	275.00	0.00	79.92	29.06	195.08	0.00	195.08
01 1100 122 003	REG INSTR - SUB AIDES/ASST PC	0.00	0.00	0.00	0.00	0.00	0.00	0.00
01 1100 122 004	REG INSTR - SUB AIDES/ASST HE	0.00	0.00	0.00	0.00	0.00	0.00	0.00
01 1100 122 005	REG INSTR - SUB AIDES/ASST BMS	1,343.00	192.03	281.57	20.97	1,061.43	0.00	1,061.43
01 1100 122 006	REG INSTR - SUB AIDES/ASST AP	150.00	0.00	0.00	0.00	150.00	0.00	150.00
01 1100 122 007	REG INSTR - SUB AIDES/ASST SE	0.00	0.00	0.00	0.00	0.00	0.00	0.00
01 1100 122 008	REG INSTR - SUB AIDES/ASST BSMS	1,922.00	204.98	204.98	10.66	1,717.02	0.00	1,717.02
01 1100 123 000	REG INSTR - SUB TEACHERS DIST	0.00	4,200.00	4,200.00	0.00	(4,200.00)	0.00	(4,200.00)
01 1100 123 001	REG INSTR - SUB TEACHERS BHS	133,608.00	8,652.50	53,600.00	40.12	80,008.00	0.00	80,008.00
01 1100 123 002	REG INSTR - SUB TEACHERS BE	69,609.00	4,900.00	29,535.00	42.43	40,074.00	0.00	40,074.00
01 1100 123 003	REG INSTR - SUB TEACHERS PC	76,540.00	10,250.00	31,630.00	41.32	44,910.00	0.00	44,910.00
01 1100 123 004	REG INSTR - SUB TEACHERS HE	63,618.00	8,712.50	35,225.00	55.37	28,393.00	0.00	28,393.00
01 1100 123 005	REG INSTR - SUB TEACHERS BMS	67,148.00	4,637.50	28,787.50	42.87	38,360.50	0.00	38,360.50
01 1100 123 006	REG INSTR - SUB TEACHERS AP	69,088.00	4,637.50	24,062.50	34.83	45,025.50	0.00	45,025.50
01 1100 123 007	REG INSTR - SUB TEACHERS SE	60,138.00	4,287.50	22,837.50	37.98	37,300.50	0.00	37,300.50
01 1100 123 008	REG INSTR - SUB TEACHERS BSMS	91,680.00	5,425.00	33,092.50	36.10	58,587.50	0.00	58,587.50
01 1100 130 000	REG INSTR - OT SALARIES NON-INSTR DIST	8,903.00	528.75	3,596.44	40.40	5,306.56	0.00	5,306.56
01 1100 130 001	REG INSTR - OT SALARIES NON-INSTR BHS	0.00	0.00	0.00	0.00	0.00	0.00	0.00
01 1100 132 001	REG INSTR - OT SALARIES AIDES BHS	510.00	0.00	0.00	0.00	510.00	0.00	510.00
01 1100 132 002	REG INSTR - OT SALARIES INSTR AIDES BE	0.00	0.00	0.00	0.00	0.00	0.00	0.00
01 1100 132 003	REG INSTR - OT SALARIES INSTR AIDES PC	0.00	0.00	0.00	0.00	0.00	0.00	0.00
01 1100 132 004	REG INSTR - OT SALARIES INSTR AIDES HE	0.00	0.00	0.00	0.00	0.00	0.00	0.00
01 1100 132 006	REG INSTR - OT SALARIES INSTR AIDES AP	0.00	0.00	0.00	0.00	0.00	0.00	0.00
01 1100 132 007	REG INSTR - OT SALARIES INSTR AIDES SE	0.00	0.00	0.00	0.00	0.00	0.00	0.00
01 1100 132 008	REG INSTR - OT SALARIES INSTR AIDES BSMS	0.00	0.00	0.00	0.00	0.00	0.00	0.00
01 1100 150 000	REG INSTR - ADD'L COMP NON-INSTR DIST	0.00	7.26	36.30	0.00	(36.30)	0.00	(36.30)
01 1100 150 001	REG INSTR - ADD'L COMP NON-INSTR BHS	5,294.00	664.96	3,119.80	58.93	2,174.20	0.00	2,174.20
01 1100 150 005	REG INSTR - ADD'L COMP NON-INSTR BMS	107.00	0.00	85.00	79.44	22.00	0.00	22.00
01 1100 150 008	REG INSTR - ADD'L COMP NON-INSTR BSMS	628.00	70.00	490.00	78.03	138.00	0.00	138.00
01 1100 151 000	REG INSTR - ADD'L COMP TEACHERS DIST	3,883.00	264.49	1,322.45	34.06	2,560.55	0.00	2,560.55
01 1100 151 001	REG INSTR - ADD'L COMP TEACHERS BHS	550,287.00	52,208.59	222,503.00	40.43	327,784.00	0.00	327,784.00

Regular; Processing Month 01/2026

Account Number	Account Description	Revised Budget	Expended During Month	Expenditures to Date	% of Budget	Balance at EOM	P/ O Outstanding	Unencumbered Balance
01 1100 151 002	REG INSTR - ADD'L COMP TEACHERS BE	25,895.00	2,017.30	11,751.03	45.38	14,143.97	0.00	14,143.97
01 1100 151 003	REG INSTR - ADD'L COMP TEACHERS PC	39,138.00	2,722.85	16,442.15	42.01	22,695.85	0.00	22,695.85
01 1100 151 004	REG INSTR - ADD'L COMP TEACHERS HE	27,933.00	2,098.73	12,665.15	45.34	15,267.85	0.00	15,267.85
01 1100 151 005	REG INSTR - ADD'L COMP TEACHERS BMS	102,306.00	7,309.22	43,521.41	42.54	58,784.59	0.00	58,784.59
01 1100 151 006	REG INSTR - ADD'L COMP TEACHERS AP	29,651.00	2,218.04	14,372.00	48.47	15,279.00	0.00	15,279.00
01 1100 151 007	REG INSTR - ADD'L COMP TEACHERS SE	26,420.00	2,074.11	12,141.37	45.96	14,278.63	0.00	14,278.63
01 1100 151 008	REG INSTR - ADD'L COMP TEACHERS BSMS	114,427.00	9,472.11	52,284.90	45.69	62,142.10	0.00	62,142.10
01 1100 152 001	REG INSTR - ADD'L COMP AIDES BHS	113.00	6.41	32.05	28.36	80.95	0.00	80.95
01 1100 152 002	REG INSTR - ADD'L COMP AIDES BE	0.00	0.00	0.00	0.00	0.00	0.00	0.00
01 1100 152 003	REG INSTR - ADD'L COMP AIDES PC	0.00	0.00	0.00	0.00	0.00	0.00	0.00
01 1100 152 004	REG INSTR - ADD'L COMP AIDES HE	0.00	0.00	0.00	0.00	0.00	0.00	0.00
01 1100 152 005	REG INSTR - ADD'L COMP AIDES BMS	0.00	0.00	0.00	0.00	0.00	0.00	0.00
01 1100 152 006	REG INSTR - ADD'L COMP AIDES AP	0.00	0.00	0.00	0.00	0.00	0.00	0.00
01 1100 152 007	REG INSTR - ADD'L COMP AIDES SE	0.00	0.00	0.00	0.00	0.00	0.00	0.00
01 1100 152 008	REG INSTR - ADD'L COMP AIDES BSMS	0.00	0.00	0.00	0.00	0.00	0.00	0.00
01 1100 210 000	REG INSTR - GROUP INS NON-INSTR DIST	0.00	2.10	10.50	0.00	(10.50)	0.00	(10.50)
01 1100 211 000	REG INSTR - GROUP INS TEACHERS/PROF DIST	69,916.00	4,913.80	24,569.00	35.14	45,347.00	0.00	45,347.00
01 1100 211 001	REG INSTR - GROUP INS TEACHERS/PROF BHS	1,142,495.00	84,289.62	423,156.42	37.04	719,338.58	0.00	719,338.58
01 1100 211 002	REG INSTR - GROUP INS TEACHERS/PROF BE	390,514.00	30,458.55	161,338.17	41.31	229,175.83	0.00	229,175.83
01 1100 211 003	REG INSTR - GROUP INS TEACHERS/PROF PC	653,749.00	46,199.86	228,636.26	34.97	425,112.74	0.00	425,112.74
01 1100 211 004	REG INSTR - GROUP INS TEACHERS/PROF HE	448,336.00	34,159.50	170,303.99	37.99	278,032.01	0.00	278,032.01
01 1100 211 005	REG INSTR - GROUP INS TEACHERS/PROF BMS	449,833.00	36,920.30	184,127.98	40.93	265,705.02	0.00	265,705.02
01 1100 211 006	REG INSTR - GROUP INS TEACHERS/PROF AP	552,271.00	47,667.95	238,339.75	43.16	313,931.25	0.00	313,931.25
01 1100 211 007	REG INSTR - GROUP INS TEACHERS/PROF SE	485,281.00	38,012.66	190,063.30	39.17	295,217.70	0.00	295,217.70
01 1100 211 008	REG INSTR - GROUP INS TEACHERS/PROF BSMS	683,873.00	51,978.23	259,891.15	38.00	423,981.85	0.00	423,981.85
01 1100 212 001	REG INSTR - GROUP INS AIDES BHS	454.00	681.19	3,405.95	750.21	(2,951.95)	0.00	(2,951.95)
01 1100 212 002	REG INSTR - GROUP INS AIDES BE	0.00	0.00	0.00	0.00	0.00	0.00	0.00
01 1100 212 003	REG INSTR - GROUP INS AIDES PC	0.00	0.00	0.00	0.00	0.00	0.00	0.00
01 1100 212 004	REG INSTR - GROUP INS AIDES HE	0.00	0.00	0.00	0.00	0.00	0.00	0.00
01 1100 212 005	REG INSTR - GROUP INS AIDES BMS	0.00	0.00	0.00	0.00	0.00	0.00	0.00
01 1100 212 006	REG INSTR - GROUP INS AIDES AP	0.00	0.00	0.00	0.00	0.00	0.00	0.00
01 1100 212 007	REG INSTR - GROUP INS AIDES SE	0.00	0.00	0.00	0.00	0.00	0.00	0.00
01 1100 212 008	REG INSTR - GROUP INS AIDES BSMS	0.00	0.00	0.00	0.00	0.00	0.00	0.00
01 1100 220 000	REG INSTR - SOC SEC NON-INSTR DIST	4,645.00	356.45	1,788.24	38.50	2,856.76	0.00	2,856.76
01 1100 220 001	REG INSTR - SOC SEC NON-INSTR BHS	988.00	128.50	549.19	55.59	438.81	0.00	438.81
01 1100 220 005	REG INSTR - SOC SEC NON-INSTR BMS	0.00	182.11	490.14	0.00	(490.14)	0.00	(490.14)
01 1100 220 008	REG INSTR - SOC SEC NON-INSTR BSMS	0.00	5.36	37.51	0.00	(37.51)	0.00	(37.51)
01 1100 221 000	REG INSTR - SOC SEC TEACHERS DIST	21,127.00	1,055.85	5,279.27	24.99	15,847.73	0.00	15,847.73
01 1100 221 001	REG INSTR - SOC SEC TEACHERS BHS	363,421.00	27,531.00	134,751.16	37.08	228,669.84	0.00	228,669.84
01 1100 221 002	REG INSTR - SOC SEC TEACHERS BE	109,206.00	7,938.31	40,329.89	36.93	68,876.11	0.00	68,876.11
01 1100 221 003	REG INSTR - SOC SEC TEACHERS PC	179,696.00	13,568.09	68,114.02	37.91	111,581.98	0.00	111,581.98
01 1100 221 004	REG INSTR - SOC SEC TEACHERS HE	132,436.00	8,869.99	46,228.28	34.91	86,207.72	0.00	86,207.72
01 1100 221 005	REG INSTR - SOC SEC TEACHERS BMS	186,159.00	13,332.31	68,259.00	36.67	117,900.00	0.00	117,900.00
01 1100 221 006	REG INSTR - SOC SEC TEACHERS AP	130,901.00	11,423.71	57,369.68	43.83	73,531.32	0.00	73,531.32
01 1100 221 007	REG INSTR - SOC SEC TEACHERS SE	127,843.00	10,101.46	50,650.46	39.62	77,192.54	0.00	77,192.54
01 1100 221 008	REG INSTR - SOC SEC TEACHERS BSMS	218,536.00	17,028.59	85,135.65	38.96	133,400.35	0.00	133,400.35
01 1100 222 001	REG INSTR - SOC SEC AIDES BHS	1,835.00	139.76	851.03	46.38	983.97	0.00	983.97
01 1100 222 002	REG INSTR - SOC SEC AIDES BE	0.00	0.00	6.12	0.00	(6.12)	0.00	(6.12)
01 1100 222 003	REG INSTR - SOC SEC AIDES PC	0.00	0.00	0.00	0.00	0.00	0.00	0.00
01 1100 222 004	REG INSTR - SOC SEC AIDES HE	0.00	0.00	0.00	0.00	0.00	0.00	0.00
01 1100 222 005	REG INSTR - SOC SEC AIDES BMS	0.00	14.69	21.54	0.00	(21.54)	0.00	(21.54)
01 1100 222 006	REG INSTR - SOC SEC AIDES AP	0.00	0.00	0.00	0.00	0.00	0.00	0.00
01 1100 222 007	REG INSTR - SOC SEC AIDES SE	0.00	0.00	0.00	0.00	0.00	0.00	0.00
01 1100 222 008	REG INSTR - SOC SEC AIDES BSMS	134.00	15.68	15.68	11.70	118.32	0.00	118.32
01 1100 223 000	REG INSTR - SOC SEC SUB TEACHERS DIST	0.00	321.30	321.30	0.00	(321.30)	0.00	(321.30)

Account Number	Account Description	Revised Budget	Expended During Month	Expenditures to Date	% of Budget	Balance at EOM	P/ O Outstanding	Unencumbered Balance
01 1100 271 008	REG INSTR - WORK COMP TEACHERS BSMS	0.00	0.00	0.00	0.00	0.00	0.00	0.00
01 1100 280 000	REG INSTR - HEALTH BEN NON-INSTR DIST	5,858.00	475.00	2,375.00	40.54	3,483.00	0.00	3,483.00
01 1100 281 000	REG INSTR - HEALTH BEN TEACHERS DIST	5,858.00	475.00	2,375.00	40.54	3,483.00	0.00	3,483.00
01 1100 281 001	REG INSTR - HEALTH BEN TEACHERS BHS	107,419.00	8,953.46	45,122.05	42.01	62,296.95	0.00	62,296.95
01 1100 281 002	REG INSTR - HEALTH BEN TEACHERS BE	76,208.00	5,202.95	24,123.89	31.66	52,084.11	0.00	52,084.11
01 1100 281 003	REG INSTR - HEALTH BEN TEACHERS PC	71,694.00	7,523.68	37,355.78	52.10	34,338.22	0.00	34,338.22
01 1100 281 004	REG INSTR - HEALTH BEN TEACHERS HE	50,186.00	3,346.53	16,646.11	33.17	33,539.89	0.00	33,539.89
01 1100 281 005	REG INSTR - HEALTH BEN TEACHERS BMS	95,364.00	7,512.41	37,562.05	39.39	57,801.95	0.00	57,801.95
01 1100 281 006	REG INSTR - HEALTH BEN TEACHERS AP	34,515.00	2,993.35	14,966.75	43.36	19,548.25	0.00	19,548.25
01 1100 281 007	REG INSTR - HEALTH BEN TEACHERS SE	45,500.00	4,380.12	21,900.60	48.13	23,599.40	0.00	23,599.40
01 1100 281 008	REG INSTR - HEALTH BEN TEACHERS BSMS	89,102.00	7,892.28	39,461.40	44.29	49,640.60	0.00	49,640.60
01 1100 320 002	REG INSTR - PROF ED SERVICES BE	0.00	0.00	0.00	0.00	0.00	0.00	0.00
01 1100 320 003	REG INSTR - PROF ED SERVICES PC	0.00	0.00	0.00	0.00	0.00	150.00	(150.00)
01 1100 320 004	REG INSTR - PROF ED SERVICES HE	0.00	0.00	0.00	0.00	0.00	0.00	0.00
01 1100 320 006	REG INSTR - PROF ED SERVICES AP	0.00	0.00	0.00	0.00	0.00	0.00	0.00
01 1100 320 007	REG INSTR - PROF ED SERVICES SE	0.00	0.00	0.00	0.00	0.00	0.00	0.00
01 1100 340 000	REG INSTR - OTHER PROF SERVICES DIST	0.00	0.00	0.00	0.00	0.00	0.00	0.00
01 1100 340 001	REG INSTR - OTHER PROF SERVICES BHS	0.00	0.00	0.00	0.00	0.00	0.00	0.00
01 1100 340 001 081	REG INSTR - PROF SERV VOCAL MUSIC BHS	0.00	0.00	222.00	0.00	(222.00)	0.00	(222.00)
01 1100 340 001 082	REG INSTR - PROF SERV INSTR MUSIC BHS	0.00	0.00	0.00	0.00	0.00	0.00	0.00
01 1100 340 002	REG INSTR - OTHER PROF SERVICES BE	0.00	0.00	0.00	0.00	0.00	0.00	0.00
01 1100 340 003	REG INSTR - OTHER PROF SERVICES PC	0.00	0.00	0.00	0.00	0.00	0.00	0.00
01 1100 340 004	REG INSTR - OTHER PROF SERVICES HE	105.00	0.00	0.00	0.00	105.00	0.00	105.00
01 1100 340 005	REG INSTR - OTHER PROF SERVICES BMS	0.00	0.00	0.00	0.00	0.00	0.00	0.00
01 1100 340 006	REG INSTR - OTHER PROF SERVICES AP	0.00	0.00	0.00	0.00	0.00	0.00	0.00
01 1100 340 007	REG INSTR - OTHER PROF SERVICES SE	0.00	0.00	0.00	0.00	0.00	0.00	0.00
01 1100 340 008	REG INSTR - OTHER PROF SERVICES BSMS	0.00	0.00	0.00	0.00	0.00	0.00	0.00
01 1100 440 001	REG INSTR - RENTALS BHS	0.00	0.00	0.00	0.00	0.00	0.00	0.00
01 1100 440 002	REG INSTR - RENTALS BE	0.00	0.00	0.00	0.00	0.00	0.00	0.00
01 1100 440 003	REG INSTR - RENTALS PC	0.00	0.00	0.00	0.00	0.00	0.00	0.00
01 1100 440 004	REG INSTR - RENTALS HE	0.00	0.00	0.00	0.00	0.00	0.00	0.00
01 1100 440 005	REG INSTR - RENTALS BMS	0.00	0.00	0.00	0.00	0.00	0.00	0.00
01 1100 440 006	REG INSTR - RENTALS AP	0.00	0.00	0.00	0.00	0.00	0.00	0.00
01 1100 440 007	REG INSTR - RENTALS SE	0.00	0.00	0.00	0.00	0.00	0.00	0.00
01 1100 440 008	REG INSTR - RENTALS BSMS	0.00	0.00	0.00	0.00	0.00	0.00	0.00
01 1100 550 000	REG INSTR - PRINTING DIST	62,797.00	1,182.41	27,655.78	44.04	35,141.22	0.00	35,141.22
01 1100 550 001	REG INSTR - PRINTING BHS	0.00	0.00	0.00	0.00	0.00	0.00	0.00
01 1100 550 002	REG INSTR - PRINTING BE	0.00	0.00	0.00	0.00	0.00	0.00	0.00
01 1100 550 003	REG INSTR - PRINTING PC	0.00	0.00	0.00	0.00	0.00	0.00	0.00
01 1100 550 004	REG INSTR - PRINTING HE	0.00	0.00	0.00	0.00	0.00	0.00	0.00
01 1100 550 005	REG INSTR - PRINTING BMS	780.00	0.00	0.00	0.00	780.00	0.00	780.00
01 1100 550 006	REG INSTR - PRINTING AP	0.00	0.00	0.00	0.00	0.00	0.00	0.00
01 1100 550 007	REG INSTR - PRINTING SE	0.00	0.00	110.97	0.00	(110.97)	0.00	(110.97)
01 1100 550 008	REG INSTR - PRINTING BSMS	0.00	0.00	0.00	0.00	0.00	0.00	0.00
01 1100 561 000	REG INSTR - TUIT PD OTHER DIST	72,477.00	0.00	0.00	0.00	72,477.00	0.00	72,477.00
01 1100 561 001	REG INSTR - TUIT PD OTHER DIST BHS	9,292.00	0.00	6,000.00	64.57	3,292.00	0.00	3,292.00
01 1100 561 005	REG INSTR - TUIT PD OTHER DIST BMS	0.00	0.00	0.00	0.00	0.00	0.00	0.00
01 1100 561 008	REG INSTR - TUIT PD OTHER DIST BSMS	0.00	0.00	0.00	0.00	0.00	0.00	0.00
01 1100 580 000	REG INSTR - TRAVEL & MILEAGE DIST	8,918.00	620.06	2,771.65	31.08	6,146.35	0.00	6,146.35
01 1100 580 001	REG INSTR - TRAVEL & MILEAGE BHS	155.00	0.00	181.16	116.88	(26.16)	0.00	(26.16)
01 1100 580 001 015	REG INSTR - TRAVEL & MILEAGE ENGLISH BHS	0.00	0.00	0.00	0.00	0.00	0.00	0.00
01 1100 580 001 016	REG INSTR - TRAVEL & MILEAGE JOURN BHS	0.00	0.00	0.00	0.00	0.00	0.00	0.00
01 1100 580 001 017	REG INSTR - TRAVEL & MILEAGE 1ACT/SP BHS	0.00	0.00	0.00	0.00	0.00	0.00	0.00
01 1100 580 001 020	REG INSTR - TRAVEL & MILEAGE SPANISH BHS	0.00	0.00	2,181.81	0.00	(2,181.81)	960.00	(3,141.81)
01 1100 580 001 021	REG INSTR - TRAVEL & MILEAGE FRENCH BHS	0.00	0.00	2,176.12	0.00	(2,176.12)	61.38	(2,237.50)

Regular; Processing Month 01/2026

Account Number	Account Description	Revised Budget	Expended During Month	Expenditures to Date	% of Budget	Balance at EOM	P/ O Outstanding	Unencumbered Balance
01 1100 610 001 020	REG INSTR - SUPPLIES SPANISH BHS	1,881.00	0.00	199.36	10.60	1,681.64	0.00	1,681.64
01 1100 610 001 021	REG INSTR - SUPPLIES FRENCH BHS	1,215.00	47.98	69.52	5.72	1,145.48	0.00	1,145.48
01 1100 610 001 030	REG INSTR - SUPPLIES SOC STUD BHS	2,011.00	238.02	238.02	11.84	1,772.98	0.00	1,772.98
01 1100 610 001 040	REG INSTR - SUPPLIES MATH BHS	8,550.00	0.00	59.99	0.70	8,490.01	0.00	8,490.01
01 1100 610 001 050	REG INSTR - SUPPLIES VOCATIONAL BHS	0.00	0.00	0.00	0.00	0.00	0.00	0.00
01 1100 610 001 051	REG INSTR - SUPPLIES BUSINESS BHS	2,072.00	153.12	161.70	7.80	1,910.30	0.00	1,910.30
01 1100 610 001 052	REG INSTR - SUPPLIES IND TECH BHS	6,054.00	0.00	2,765.40	46.09	3,288.60	25.00	3,263.60
01 1100 610 001 053	REG INSTR - SUPPLIES FCS BHS	8,232.00	657.41	3,995.37	48.53	4,236.63	0.00	4,236.63
01 1100 610 001 060	REG INSTR - SUPPLIES PE BHS	5,190.00	373.70	792.63	15.27	4,397.37	0.00	4,397.37
01 1100 610 001 070	REG INSTR - SUPPLIES SCIENCE BHS	15,947.00	94.98	1,717.82	13.41	14,229.18	420.92	13,808.26
01 1100 610 001 080	REG INSTR - SUPPLIES ART BHS	7,714.00	0.00	0.00	3.59	7,714.00	276.68	7,437.32
01 1100 610 001 081	REG INSTR - SUPPLIES VOCAL MUSIC BHS	1,568.00	0.00	210.95	13.45	1,357.05	0.00	1,357.05
01 1100 610 001 082	REG INSTR - SUPPLIES INSTR MUSIC BHS	6,203.00	1,275.54	1,683.18	27.13	4,519.82	0.00	4,519.82
01 1100 610 001 611	REG INSTR - TESTING SUPPLIES BHS	0.00	0.00	0.00	0.00	0.00	0.00	0.00
01 1100 610 002	REG INSTR - SUPPLIES BE	6,313.00	1,193.67	3,243.69	51.38	3,069.31	0.00	3,069.31
01 1100 610 002 001	REG INSTR - SUPPLIES 1ST GRADE BE	1,124.00	0.00	154.34	13.73	969.66	0.00	969.66
01 1100 610 002 002	REG INSTR - SUPPLIES 2ND GRADE BE	2,117.00	0.00	0.00	0.00	2,117.00	0.00	2,117.00
01 1100 610 002 003	REG INSTR - SUPPLIES 3RD GRADE BE	958.00	0.00	51.98	5.43	906.02	0.00	906.02
01 1100 610 002 004	REG INSTR - SUPPLIES 4TH GRADE BE	893.00	394.50	394.50	44.18	498.50	0.00	498.50
01 1100 610 002 005	REG INSTR - SUPPLIES 5TH GRADE BE	836.00	69.68	386.08	46.18	449.92	0.00	449.92
01 1100 610 002 007	REG INSTR - SUPPLIES KDG BE	854.00	0.00	61.50	7.20	792.50	0.00	792.50
01 1100 610 002 020	REG INSTR - SUPPLIES SPANISH BE	0.00	0.00	0.00	0.00	0.00	0.00	0.00
01 1100 610 002 060	REG INSTR - SUPPLIES PE BE	0.00	0.00	0.00	0.00	0.00	0.00	0.00
01 1100 610 002 080	REG INSTR - SUPPLIES ART BE	1,441.00	0.00	915.95	63.56	525.05	0.00	525.05
01 1100 610 002 081	REG INSTR - SUPPLIES VOCAL MUSIC BE	816.00	0.00	3,229.99	395.83	(2,413.99)	0.00	(2,413.99)
01 1100 610 002 082	REG INSTR - SUPPLIES INSTR MUSIC BE	0.00	0.00	0.00	0.00	0.00	0.00	0.00
01 1100 610 002 611	REG INSTR - TESTING SUPPLIES BE	3,307.00	0.00	0.00	0.00	3,307.00	0.00	3,307.00
01 1100 610 003	REG INSTR - SUPPLIES PC	7,752.00	92.00	1,617.15	20.86	6,134.85	0.00	6,134.85
01 1100 610 003 001	REG INSTR - SUPPLIES 1ST GRADE PC	778.00	69.72	97.26	12.50	680.74	0.00	680.74
01 1100 610 003 002	REG INSTR - SUPPLIES 2ND GRADE PC	831.00	0.00	0.00	0.00	831.00	0.00	831.00
01 1100 610 003 003	REG INSTR - SUPPLIES 3RD GRADE PC	1,611.00	237.75	472.08	29.30	1,138.92	0.00	1,138.92
01 1100 610 003 004	REG INSTR - SUPPLIES 4TH GRADE PC	1,182.00	0.00	246.58	20.86	935.42	0.00	935.42
01 1100 610 003 005	REG INSTR - SUPPLIES 5TH GRADE PC	998.00	0.00	133.65	13.39	864.35	0.00	864.35
01 1100 610 003 007	REG INSTR - SUPPLIES KDG PC	1,719.00	0.00	0.00	0.00	1,719.00	0.00	1,719.00
01 1100 610 003 020	REG INSTR - SUPPLIES SPANISH PC	0.00	0.00	0.00	0.00	0.00	0.00	0.00
01 1100 610 003 060	REG INSTR - SUPPLIES PE PC	735.00	0.00	592.65	80.63	142.35	0.00	142.35
01 1100 610 003 080	REG INSTR - SUPPLIES ART PC	513.00	0.00	388.84	75.80	124.16	0.00	124.16
01 1100 610 003 081	REG INSTR - SUPPLIES VOCAL MUSIC PC	374.00	83.97	126.96	41.67	247.04	28.88	218.16
01 1100 610 003 082	REG INSTR - SUPPLIES INSTR MUSIC PC	0.00	0.00	0.00	0.00	0.00	0.00	0.00
01 1100 610 003 611	REG INSTR - TESTING SUPPLIES PC	3,307.00	0.00	0.00	0.00	3,307.00	0.00	3,307.00
01 1100 610 004	REG INSTR - SUPPLIES HE	5,218.00	104.92	2,185.58	43.30	3,032.42	73.99	2,958.43
01 1100 610 004 001	REG INSTR - SUPPLIES 1ST GRADE HE	1,360.00	0.00	0.00	0.00	1,360.00	0.00	1,360.00
01 1100 610 004 002	REG INSTR - SUPPLIES 2ND GRADE HE	1,174.00	0.00	0.00	4.12	1,174.00	48.39	1,125.61
01 1100 610 004 003	REG INSTR - SUPPLIES 3RD GRADE HE	1,319.00	0.00	0.00	0.93	1,319.00	12.28	1,306.72
01 1100 610 004 004	REG INSTR - SUPPLIES 4TH GRADE HE	2,429.00	0.00	0.00	0.00	2,429.00	0.00	2,429.00
01 1100 610 004 005	REG INSTR - SUPPLIES 5TH GRADE HE	2,287.00	0.00	0.00	0.00	2,287.00	0.00	2,287.00
01 1100 610 004 007	REG INSTR - SUPPLIES KDG HE	2,049.00	24.95	24.95	2.63	2,024.05	28.99	1,995.06
01 1100 610 004 020	REG INSTR - SUPPLIES SPANISH HE	0.00	0.00	0.00	0.00	0.00	0.00	0.00
01 1100 610 004 060	REG INSTR - SUPPLIES PE HE	2,146.00	0.00	0.00	0.00	2,146.00	0.00	2,146.00
01 1100 610 004 080	REG INSTR - SUPPLIES ART HE	2,386.00	423.04	1,414.26	59.27	971.74	0.00	971.74
01 1100 610 004 081	REG INSTR - SUPPLIES VOCAL MUSIC HE	2,481.00	50.14	233.29	15.45	2,247.71	149.94	2,097.77
01 1100 610 004 082	REG INSTR - SUPPLIES INSTR MUSIC HE	0.00	0.00	0.00	0.00	0.00	0.00	0.00
01 1100 610 004 611	REG INSTR - TESTING SUPPLIES HE	3,343.00	0.00	0.00	0.00	3,343.00	0.00	3,343.00
01 1100 610 005	REG INSTR - SUPPLIES BMS	25,034.00	189.75	1,430.82	5.72	23,603.18	0.00	23,603.18
01 1100 610 005 015	REG INSTR - SUPPLIES ENGLISH BMS	1,665.00	74.11	751.55	45.14	913.45	0.00	913.45

Account Number	Account Description	Revised Budget	Expended During Month	Expenditures to Date	% of Budget	Balance at EOM	P/ O Outstanding	Unencumbered Balance
01 1100 610 005 018	REG INSTR - SUPPLIES READING BMS	2,209.00	0.00	277.55	12.56	1,931.45	0.00	1,931.45
01 1100 610 005 019	REG INSTR - SUPPLIES SPEECH/DRAMA BMS	518.00	0.00	90.50	17.47	427.50	0.00	427.50
01 1100 610 005 022	REG INSTR - SUPPLIES WORLD LANG BMS	738.00	0.00	363.37	49.24	374.63	0.00	374.63
01 1100 610 005 030	REG INSTR - SUPPLIES SOC STUD BMS	1,115.00	7.53	404.39	36.27	710.61	0.00	710.61
01 1100 610 005 040	REG INSTR - SUPPLIES MATH BMS	1,903.00	97.61	4,421.82	232.36	(2,518.82)	0.00	(2,518.82)
01 1100 610 005 050	REG INSTR - SUPPLIES T&L BMS	8,750.00	134.88	1,476.48	19.71	7,273.52	248.41	7,025.11
01 1100 610 005 054	REG INSTR - SUPPLIES COMPUTERS BMS	0.00	0.00	0.00	0.00	0.00	0.00	0.00
01 1100 610 005 060	REG INSTR - SUPPLIES PE/HEALTH BMS	1,130.00	156.42	307.42	27.21	822.58	0.00	822.58
01 1100 610 005 070	REG INSTR - SUPPLIES SCIENCE BMS	2,014.00	400.60	1,208.97	60.03	805.03	0.00	805.03
01 1100 610 005 080	REG INSTR - SUPPLIES ART BMS	3,699.00	693.62	1,154.28	31.21	2,544.72	0.00	2,544.72
01 1100 610 005 081	REG INSTR - SUPPLIES VOCAL MUSIC BMS	0.00	0.00	39.95	0.00	(39.95)	0.00	(39.95)
01 1100 610 005 082	REG INSTR - SUPPLIES INSTR MUSIC BMS	0.00	0.00	97.37	0.00	(97.37)	0.00	(97.37)
01 1100 610 005 083	REG INSTR - SUPPLIES GENERAL MUSIC BMS	551.00	0.00	23.98	4.35	527.02	0.00	527.02
01 1100 610 005 611	REG INSTR - TESTING SUPPLIES BMS	0.00	0.00	0.00	0.00	0.00	0.00	0.00
01 1100 610 006	REG INSTR - SUPPLIES AP	22,700.00	181.21	3,135.61	13.81	19,564.39	0.00	19,564.39
01 1100 610 006 001	REG INSTR - SUPPLIES 1ST GRADE AP	955.00	39.18	39.18	4.10	915.82	0.00	915.82
01 1100 610 006 002	REG INSTR - SUPPLIES 2ND GRADE AP	1,210.00	0.00	0.00	3.14	1,210.00	37.99	1,172.01
01 1100 610 006 003	REG INSTR - SUPPLIES 3RD GRADE AP	1,065.00	0.00	124.21	11.66	940.79	0.00	940.79
01 1100 610 006 004	REG INSTR - SUPPLIES 4TH GRADE AP	1,011.00	0.00	13.74	1.36	997.26	0.00	997.26
01 1100 610 006 005	REG INSTR - SUPPLIES 5TH GRADE AP	457.00	0.00	270.52	59.19	186.48	0.00	186.48
01 1100 610 006 007	REG INSTR - SUPPLIES KDG AP	1,496.00	29.97	497.77	42.09	998.23	131.93	866.30
01 1100 610 006 020	REG INSTR - SUPPLIES SPANISH AP	0.00	0.00	0.00	0.00	0.00	0.00	0.00
01 1100 610 006 060	REG INSTR - SUPPLIES PE AP	1,331.00	0.00	295.26	22.18	1,035.74	0.00	1,035.74
01 1100 610 006 080	REG INSTR - SUPPLIES ART AP	2,102.00	18.99	329.63	15.68	1,772.37	0.00	1,772.37
01 1100 610 006 081	REG INSTR - SUPPLIES VOCAL MUSIC AP	783.00	0.00	258.76	44.22	524.24	87.50	436.74
01 1100 610 006 082	REG INSTR - SUPPLIES INSTR MUSIC AP	0.00	0.00	0.00	0.00	0.00	0.00	0.00
01 1100 610 006 611	REG INSTR - TESTING SUPPLIES AP	3,307.00	0.00	0.00	0.00	3,307.00	0.00	3,307.00
01 1100 610 007	REG INSTR - SUPPLIES SE	9,166.00	318.85	3,283.67	35.82	5,882.33	0.00	5,882.33
01 1100 610 007 001	REG INSTR - SUPPLIES 1ST GRADE SE	633.00	0.00	0.00	0.00	633.00	0.00	633.00
01 1100 610 007 002	REG INSTR - SUPPLIES 2ND GRADE SE	946.00	126.96	285.43	30.17	660.57	0.00	660.57
01 1100 610 007 003	REG INSTR - SUPPLIES 3RD GRADE SE	543.00	0.00	44.20	8.14	498.80	0.00	498.80
01 1100 610 007 004	REG INSTR - SUPPLIES 4TH GRADE SE	610.00	0.00	0.00	0.00	610.00	0.00	610.00
01 1100 610 007 005	REG INSTR - SUPPLIES 5TH GRADE SE	455.00	0.00	0.00	0.00	455.00	0.00	455.00
01 1100 610 007 007	REG INSTR - SUPPLIES KDG SE	621.00	0.00	0.00	0.00	621.00	0.00	621.00
01 1100 610 007 020	REG INSTR - SUPPLIES SPANISH SE	0.00	0.00	0.00	0.00	0.00	0.00	0.00
01 1100 610 007 060	REG INSTR - SUPPLIES PE SE	634.00	0.00	174.97	27.60	459.03	0.00	459.03
01 1100 610 007 080	REG INSTR - SUPPLIES ART SE	2,540.00	43.56	415.78	16.37	2,124.22	0.00	2,124.22
01 1100 610 007 081	REG INSTR - SUPPLIES VOCAL MUSIC SE	878.00	0.00	12.89	1.47	865.11	0.00	865.11
01 1100 610 007 082	REG INSTR - SUPPLIES INSTR MUSIC SE	0.00	0.00	0.00	0.00	0.00	0.00	0.00
01 1100 610 007 611	REG INSTR - TESTING SUPPLIES SE	3,307.00	0.00	0.00	0.00	3,307.00	0.00	3,307.00
01 1100 610 008	REG INSTR - SUPPLIES BSMS	14,375.00	524.51	3,296.44	22.93	11,078.56	0.00	11,078.56
01 1100 610 008 015	REG INSTR - SUPPLIES ENGLISH BSMS	639.00	0.00	0.00	0.00	639.00	0.00	639.00
01 1100 610 008 018	REG INSTR - SUPPLIES READING BSMS	541.00	159.76	382.88	70.77	158.12	0.00	158.12
01 1100 610 008 019	REG INSTR - SUPPLIES SPEECH/DRAMA BSMS	1,155.00	0.00	966.70	83.70	188.30	0.00	188.30
01 1100 610 008 022	REG INSTR - SUPPLIES WORLD LANG BSMS	342.00	0.00	81.34	23.78	260.66	0.00	260.66
01 1100 610 008 030	REG INSTR - SUPPLIES SOC STUD BSMS	1,130.00	224.91	224.91	30.39	905.09	118.52	786.57
01 1100 610 008 040	REG INSTR - SUPPLIES MATH BSMS	166.00	0.00	121.44	73.16	44.56	0.00	44.56
01 1100 610 008 050	REG INSTR - SUPPLIES T&L BSMS	10,441.00	59.53	4,734.88	45.59	5,706.12	25.63	5,680.49
01 1100 610 008 054	REG INSTR - SUPPLIES COMPUTERS BSMS	1,509.00	0.00	0.00	0.00	1,509.00	0.00	1,509.00
01 1100 610 008 060	REG INSTR - SUPPLIES PE/HEALTH BSMS	4,426.00	70.07	93.87	2.78	4,332.13	29.30	4,302.83
01 1100 610 008 070	REG INSTR - SUPPLIES SCIENCE BSMS	4,882.00	153.08	2,274.26	46.58	2,607.74	0.00	2,607.74
01 1100 610 008 080	REG INSTR - SUPPLIES ART BSMS	4,592.00	890.92	2,043.46	44.50	2,548.54	0.00	2,548.54
01 1100 610 008 081	REG INSTR - SUPPLIES VOCAL MUSIC BSMS	0.00	0.00	0.00	0.00	0.00	0.00	0.00
01 1100 610 008 082	REG INSTR - SUPPLIES INSTR MUSIC BSMS	3,759.00	0.00	97.37	2.59	3,661.63	0.00	3,661.63
01 1100 610 008 083	REG INSTR - SUPPLIES GENERAL MUSIC BSMS	1,834.00	0.00	599.54	32.69	1,234.46	0.00	1,234.46

Account Number	Account Description	Revised Budget	Expended During Month	Expenditures to Date	% of Budget	Balance at EOM	P/ O Outstanding	Unencumbered Balance
01 1100 610 008 611	REG INSTR - TESTING SUPPLIES BSMS	0.00	0.00	0.00	0.00	0.00	0.00	0.00
01 1100 640 000	REG INSTR - BOOKS & PERIODICALS DISTRICT	1,248,402.00	0.00	0.00	0.00	1,248,402.00	0.00	1,248,402.00
01 1100 640 001	REG INSTR - BOOKS & PERIODICALS BHS	3,834.00	0.00	2,712.04	70.74	1,121.96	0.00	1,121.96
01 1100 640 001 015	REG INSTR - BOOKS & PER ENGLISH BHS	11,573.00	0.00	458.19	3.96	11,114.81	0.00	11,114.81
01 1100 640 001 016	REG INSTR - BOOKS & PER JOURN BHS	0.00	0.00	0.00	0.00	0.00	0.00	0.00
01 1100 640 001 017	REG INSTR - BOOKS & PER ONE-ACT BHS	612.00	0.00	0.00	0.00	612.00	0.00	612.00
01 1100 640 001 020	REG INSTR - BOOKS & PER SPANISH BHS	4,555.00	0.00	0.00	5.72	4,555.00	260.44	4,294.56
01 1100 640 001 021	REG INSTR - BOOKS & PER FRENCH BHS	8,706.00	0.00	0.00	0.00	8,706.00	0.00	8,706.00
01 1100 640 001 030	REG INSTR - BOOKS & PER SOC STUD BHS	3,808.00	0.00	0.00	0.00	3,808.00	0.00	3,808.00
01 1100 640 001 040	REG INSTR - BOOKS & PER MATH BHS	0.00	0.00	0.00	0.00	0.00	0.00	0.00
01 1100 640 001 050	REG INSTR - BOOKS & PER VOCATIONAL BHS	0.00	0.00	0.00	0.00	0.00	0.00	0.00
01 1100 640 001 051	REG INSTR - BOOKS & PER BUSINESS BHS	255.00	0.00	1,612.02	632.16	(1,357.02)	0.00	(1,357.02)
01 1100 640 001 052	REG INSTR - BOOKS & PER IND TECH BHS	0.00	0.00	162.30	0.00	(162.30)	0.00	(162.30)
01 1100 640 001 053	REG INSTR - BOOKS & PER FCS BHS	0.00	0.00	0.00	0.00	0.00	0.00	0.00
01 1100 640 001 060	REG INSTR - BOOKS & PER PE BHS	0.00	0.00	0.00	0.00	0.00	0.00	0.00
01 1100 640 001 070	REG INSTR - BOOKS & PER SCIENCE BHS	0.00	0.00	0.00	0.00	0.00	0.00	0.00
01 1100 640 001 080	REG INSTR - BOOKS & PER ART BHS	0.00	0.00	0.00	0.00	0.00	0.00	0.00
01 1100 640 001 081	REG INSTR - BOOKS & PER VOCAL MUSIC BHS	6,492.00	250.64	727.04	11.20	5,764.96	0.00	5,764.96
01 1100 640 001 082	REG INSTR - INSTR SHEET MUSIC BHS	2,675.00	309.42	309.42	11.57	2,365.58	0.00	2,365.58
01 1100 640 002	REG INSTR - BOOKS & PERIODICALS BE	1,460.00	0.00	0.00	0.00	1,460.00	0.00	1,460.00
01 1100 640 002 001	REG INSTR - BOOKS & PER 1ST GRADE BE	0.00	0.00	0.00	0.00	0.00	0.00	0.00
01 1100 640 002 002	REG INSTR - BOOKS & PER 2ND GRADE BE	0.00	0.00	0.00	0.00	0.00	0.00	0.00
01 1100 640 002 003	REG INSTR - BOOKS & PER 3RD GRADE BE	0.00	0.00	0.00	0.00	0.00	49.98	(49.98)
01 1100 640 002 004	REG INSTR - BOOKS & PER 4TH GRADE BE	0.00	0.00	0.00	0.00	0.00	0.00	0.00
01 1100 640 002 005	REG INSTR - BOOKS & PER 5TH GRADE BE	0.00	0.00	0.00	0.00	0.00	0.00	0.00
01 1100 640 002 007	REG INSTR - BOOKS & PER KDG BE	0.00	0.00	0.00	0.00	0.00	0.00	0.00
01 1100 640 002 020	REG INSTR - BOOKS & PER SPANISH BE	0.00	0.00	0.00	0.00	0.00	0.00	0.00
01 1100 640 002 080	REG INSTR - BOOKS & PER ART BE	0.00	0.00	0.00	0.00	0.00	0.00	0.00
01 1100 640 002 081	REG INSTR - BOOKS & PER VOCAL MUSIC BE	358.00	0.00	0.00	0.00	358.00	0.00	358.00
01 1100 640 002 082	REG INSTR - INSTR SHEET MUSIC BE	0.00	0.00	0.00	0.00	0.00	0.00	0.00
01 1100 640 003	REG INSTR - BOOKS & PERIODICALS PC	1,460.00	0.00	160.00	10.96	1,300.00	0.00	1,300.00
01 1100 640 003 001	REG INSTR - BOOKS & PER 1ST GRADE PC	0.00	0.00	0.00	0.00	0.00	0.00	0.00
01 1100 640 003 002	REG INSTR - BOOKS & PER 2ND GRADE PC	0.00	0.00	0.00	0.00	0.00	0.00	0.00
01 1100 640 003 003	REG INSTR - BOOKS & PER 3RD GRADE PC	0.00	0.00	0.00	0.00	0.00	49.98	(49.98)
01 1100 640 003 004	REG INSTR - BOOKS & PER 4TH GRADE PC	0.00	0.00	0.00	0.00	0.00	0.00	0.00
01 1100 640 003 005	REG INSTR - BOOKS & PER 5TH GRADE PC	738.00	0.00	0.00	0.00	738.00	0.00	738.00
01 1100 640 003 007	REG INSTR - BOOKS & PER KDG PC	0.00	0.00	0.00	0.00	0.00	0.00	0.00
01 1100 640 003 020	REG INSTR - BOOKS & PER SPANISH PC	0.00	0.00	0.00	0.00	0.00	0.00	0.00
01 1100 640 003 080	REG INSTR - BOOKS & PER ART PC	0.00	0.00	0.00	0.00	0.00	0.00	0.00
01 1100 640 003 081	REG INSTR - BOOKS & PER VOCAL MUSIC PC	0.00	0.00	0.00	0.00	0.00	0.00	0.00
01 1100 640 003 082	REG INSTR - INSTR SHEET MUSIC PC	0.00	0.00	0.00	0.00	0.00	0.00	0.00
01 1100 640 004	REG INSTR - BOOKS & PERIODICALS HE	1,959.00	0.00	0.00	0.00	1,959.00	0.00	1,959.00
01 1100 640 004 001	REG INSTR - BOOKS & PER 1ST GRADE HE	0.00	0.00	602.00	0.00	(602.00)	0.00	(602.00)
01 1100 640 004 002	REG INSTR - BOOKS & PER 2ND GRADE HE	0.00	0.00	0.00	0.00	0.00	0.00	0.00
01 1100 640 004 003	REG INSTR - BOOKS & PER 3RD GRADE HE	0.00	0.00	0.00	0.00	0.00	49.98	(49.98)
01 1100 640 004 004	REG INSTR - BOOKS & PER 4TH GRADE HE	0.00	0.00	0.00	0.00	0.00	0.00	0.00
01 1100 640 004 005	REG INSTR - BOOKS & PER 5TH GRADE HE	0.00	0.00	0.00	0.00	0.00	0.00	0.00
01 1100 640 004 007	REG INSTR - BOOKS & PER KDG HE	0.00	0.00	0.00	0.00	0.00	0.00	0.00
01 1100 640 004 020	REG INSTR - BOOKS & PER SPANISH HE	0.00	0.00	0.00	0.00	0.00	0.00	0.00
01 1100 640 004 080	REG INSTR - BOOKS & PER ART HE	0.00	0.00	0.00	0.00	0.00	0.00	0.00
01 1100 640 004 081	REG INSTR - BOOKS & PER VOCAL MUSIC HE	0.00	0.00	0.00	0.00	0.00	0.00	0.00
01 1100 640 004 082	REG INSTR - INSTR SHEET MUSIC HE	0.00	0.00	0.00	0.00	0.00	0.00	0.00
01 1100 640 005	REG INSTR - BOOKS & PERIODICALS BMS	933.00	0.00	0.00	0.00	933.00	0.00	933.00
01 1100 640 005 015	REG INSTR - BOOKS & PER ENGLISH BMS	956.00	0.00	0.00	0.00	956.00	0.00	956.00
01 1100 640 005 018	REG INSTR - BOOKS & PER READING BMS	1,639.00	0.00	0.00	0.00	1,639.00	0.00	1,639.00

Account Number	Account Description	Revised Budget	Expended During Month	Expenditures to Date	% of Budget	Balance at EOM	P/ O Outstanding	Unencumbered Balance
01 1100 650 006 002	REG INSTR - SUPPLIES TECH-REL 2 GRADE AP	0.00	0.00	0.00	0.00	0.00	0.00	0.00
01 1100 650 006 003	REG INSTR - SUPPLIES TECH-REL 3 GRADE AP	0.00	0.00	0.00	0.00	0.00	0.00	0.00
01 1100 650 006 004	REG INSTR - SUPPLIES TECH-REL 4 GRADE AP	0.00	0.00	0.00	0.00	0.00	0.00	0.00
01 1100 650 006 005	REG INSTR - SUPPLIES TECH-REL 5 GRADE AP	0.00	0.00	0.00	0.00	0.00	0.00	0.00
01 1100 650 006 007	REG INSTR - SUPPLIES TECH-REL KDG AP	0.00	0.00	0.00	0.00	0.00	0.00	0.00
01 1100 650 006 080	REG INSTR - SUPPLIES TECH-REL ART AP	0.00	0.00	0.00	0.00	0.00	0.00	0.00
01 1100 650 006 081	REG INSTR - SUPPLIES TECH-REL VOC MUS AP	0.00	0.00	6.97	0.00	(6.97)	0.00	(6.97)
01 1100 650 006 082	REG INSTR - SUPPLIES TECH-REL INS MUS AP	0.00	0.00	0.00	0.00	0.00	0.00	0.00
01 1100 650 007	REG INSTR - SUPPLIES TECH-REL SE	262.00	0.00	0.00	0.00	262.00	0.00	262.00
01 1100 650 007 001	REG INSTR - SUPPLIES TECH-REL 1 GRADE SE	0.00	0.00	0.00	0.00	0.00	0.00	0.00
01 1100 650 007 002	REG INSTR - SUPPLIES TECH-REL 2 GRADE SE	0.00	0.00	0.00	0.00	0.00	0.00	0.00
01 1100 650 007 003	REG INSTR - SUPPLIES TECH-REL 3 GRADE SE	0.00	0.00	0.00	0.00	0.00	0.00	0.00
01 1100 650 007 004	REG INSTR - SUPPLIES TECH-REL 4 GRADE SE	0.00	0.00	0.00	0.00	0.00	0.00	0.00
01 1100 650 007 005	REG INSTR - SUPPLIES TECH-REL 5 GRADE SE	0.00	0.00	0.00	0.00	0.00	0.00	0.00
01 1100 650 007 007	REG INSTR - SUPPLIES TECH-REL KDG SE	0.00	0.00	0.00	0.00	0.00	0.00	0.00
01 1100 650 007 080	REG INSTR - SUPPLIES TECH-REL ART SE	0.00	0.00	0.00	0.00	0.00	0.00	0.00
01 1100 650 007 081	REG INSTR - SUPPLIES TECH-REL VOC MUS SE	0.00	0.00	0.00	0.00	0.00	0.00	0.00
01 1100 650 007 082	REG INSTR - SUPPLIES TECH-REL INS MUS SE	0.00	0.00	0.00	0.00	0.00	0.00	0.00
01 1100 650 008	REG INSTR - SUPPLIES TECH-REL BSMS	436.00	0.00	0.00	0.00	436.00	0.00	436.00
01 1100 650 008 015	REG INSTR - SUPPLIES TECH-REL ENG BSMS	0.00	0.00	0.00	0.00	0.00	0.00	0.00
01 1100 650 008 018	REG INSTR - SUPPLIES TECH-REL READ BSMS	184.00	0.00	0.00	0.00	184.00	0.00	184.00
01 1100 650 008 019	REG INSTR - SUPPLIES TECH-REL SP/DR BSMS	0.00	0.00	0.00	0.00	0.00	0.00	0.00
01 1100 650 008 022	REG INSTR - SUPPLIES TECH-REL WR LG BSMS	0.00	0.00	0.00	0.00	0.00	0.00	0.00
01 1100 650 008 030	REG INSTR - SUPPLIES TECH SOC STUD BSMS	0.00	0.00	0.00	0.00	0.00	0.00	0.00
01 1100 650 008 040	REG INSTR - SUPPLIES TECH-REL MATH BSMS	0.00	0.00	0.00	0.00	0.00	0.00	0.00
01 1100 650 008 050	REG INSTR - SUPPLIES TECH-REL T&L BSMS	0.00	0.00	0.00	0.00	0.00	0.00	0.00
01 1100 650 008 054	REG INSTR - SUPPLIES TECH-REL COMP BSMS	0.00	0.00	2,990.00	0.00	(2,990.00)	0.00	(2,990.00)
01 1100 650 008 060	REG INSTR - SUPPLIES TECH-REL PE/HT BSMS	0.00	0.00	0.00	0.00	0.00	0.00	0.00
01 1100 650 008 070	REG INSTR - SUPPLIES TECH-REL SCI BSMS	0.00	0.00	0.00	0.00	0.00	0.00	0.00
01 1100 650 008 080	REG INSTR - SUPPLIES TECH-REL ART BSMS	0.00	0.00	0.00	0.00	0.00	0.00	0.00
01 1100 650 008 081	REG INSTR - SUPPLIES TECH-REL VOCAL BSMS	0.00	0.00	39.95	0.00	(39.95)	0.00	(39.95)
01 1100 650 008 082	REG INSTR - SUPPLIES TECH-REL INST BSMS	0.00	0.00	0.00	0.00	0.00	0.00	0.00
01 1100 650 008 083	REG INSTR - SUPPLIES TECH-REL MUSIC BSMS	0.00	0.00	0.00	0.00	0.00	0.00	0.00
01 1100 733 000	REG INSTR - FURN & EQUIP DISTRICT	0.00	0.00	0.00	0.00	0.00	0.00	0.00
01 1100 733 001	REG INSTR - FURN & EQUIP BHS	1,149.00	0.00	0.00	0.00	1,149.00	0.00	1,149.00
01 1100 733 001 015	REG INSTR - FURN & EQUIP ENGLISH BHS	0.00	0.00	0.00	0.00	0.00	0.00	0.00
01 1100 733 001 016	REG INSTR - FURN & EQUIP JOURNALISM BHS	0.00	0.00	0.00	0.00	0.00	0.00	0.00
01 1100 733 001 017	REG INSTR - FURN & EQUIP ONE-ACT BHS	0.00	0.00	0.00	0.00	0.00	0.00	0.00
01 1100 733 001 020	REG INSTR - FURN & EQUIP SPANISH BHS	667.00	0.00	0.00	0.00	667.00	0.00	667.00
01 1100 733 001 021	REG INSTR - FURN & EQUIP FRENCH BHS	0.00	0.00	0.00	0.00	0.00	0.00	0.00
01 1100 733 001 030	REG INSTR - FURN & EQUIP SOC STUD BHS	2,286.00	0.00	0.00	0.00	2,286.00	0.00	2,286.00
01 1100 733 001 040	REG INSTR - FURN & EQUIP MATH BHS	517.00	0.00	132.98	25.72	384.02	0.00	384.02
01 1100 733 001 050	REG INSTR - FURN & EQUIP T&L BHS	0.00	0.00	0.00	0.00	0.00	0.00	0.00
01 1100 733 001 052	REG INSTR - FURN & EQUIP IND TECH BHS	1,093.00	0.00	14.28	1.31	1,078.72	0.00	1,078.72
01 1100 733 001 060	REG INSTR - FURN & EQUIP PE BHS	0.00	0.00	0.00	0.00	0.00	0.00	0.00
01 1100 733 001 070	REG INSTR - FURN & EQUIP SCIENCE BHS	0.00	0.00	0.00	0.00	0.00	0.00	0.00
01 1100 733 001 080	REG INSTR - FURN & EQUIP ART BHS	0.00	0.00	0.00	0.00	0.00	0.00	0.00
01 1100 733 001 081	REG INSTR - FURN & EQUIP VOCAL MUSIC BHS	1,930.00	0.00	733.69	38.02	1,196.31	0.00	1,196.31
01 1100 733 001 082	REG INSTR - FURN & EQUIP INSTR MUSIC BHS	5,579.00	443.00	443.00	7.94	5,136.00	0.00	5,136.00
01 1100 733 002	REG INSTR - FURN & EQUIP BE	2,660.00	0.00	0.00	0.00	2,660.00	0.00	2,660.00
01 1100 733 002 001	REG INSTR - FURN & EQUIP 1ST GRADE BE	806.00	0.00	0.00	0.00	806.00	0.00	806.00
01 1100 733 002 002	REG INSTR - FURN & EQUIP 2ND GRADE BE	0.00	0.00	0.00	0.00	0.00	0.00	0.00
01 1100 733 002 003	REG INSTR - FURN & EQUIP 3RD GRADE BE	734.00	0.00	24.90	3.39	709.10	0.00	709.10
01 1100 733 002 004	REG INSTR - FURN & EQUIP 4TH GRADE BE	1,268.00	0.00	0.00	0.00	1,268.00	0.00	1,268.00
01 1100 733 002 005	REG INSTR - FURN & EQUIP 5TH GRADE BE	0.00	0.00	66.39	0.00	(66.39)	0.00	(66.39)

Account Number	Account Description	Revised Budget	Expended During Month	Expenditures to Date	% of Budget	Balance at EOM	P/ O Outstanding	Unencumbered Balance
01 1100 733 007 002	REG INSTR - FURN & EQUIP 2ND GRADE SE	0.00	0.00	0.00	0.00	0.00	0.00	0.00
01 1100 733 007 003	REG INSTR - FURN & EQUIP 3RD GRADE SE	0.00	0.00	0.00	0.00	0.00	0.00	0.00
01 1100 733 007 004	REG INSTR - FURN & EQUIP 4TH GRADE SE	0.00	0.00	0.00	0.00	0.00	0.00	0.00
01 1100 733 007 005	REG INSTR - FURN & EQUIP 5TH GRADE SE	0.00	0.00	0.00	0.00	0.00	0.00	0.00
01 1100 733 007 007	REG INSTR - FURN & EQUIP KDG SE	0.00	0.00	0.00	0.00	0.00	0.00	0.00
01 1100 733 007 060	REG INSTR - FURN & EQUIP PE SE	0.00	0.00	0.00	0.00	0.00	0.00	0.00
01 1100 733 007 080	REG INSTR - FURN & EQUIP ART SE	0.00	0.00	0.00	0.00	0.00	0.00	0.00
01 1100 733 007 081	REG INSTR - FURN & EQUIP VOCAL MUSIC SE	0.00	0.00	0.00	0.00	0.00	0.00	0.00
01 1100 733 007 082	REG INSTR - FURN & EQUIP INSTR MUSIC SE	0.00	0.00	0.00	0.00	0.00	0.00	0.00
01 1100 733 008	REG INSTR - FURN & EQUIP BSMS	11,227.00	0.00	2,605.42	23.21	8,621.58	0.00	8,621.58
01 1100 733 008 015	REG INSTR - FURN & EQUIP ENGLISH BSMS	0.00	0.00	0.00	0.00	0.00	0.00	0.00
01 1100 733 008 018	REG INSTR - FURN & EQUIP READING BSMS	0.00	0.00	117.95	0.00	(117.95)	0.00	(117.95)
01 1100 733 008 019	REG INSTR - FURN & EQUIP SPEECH/DRAMA BSMS	1,433.00	0.00	95.99	6.70	1,337.01	0.00	1,337.01
01 1100 733 008 022	REG INSTR - FURN & EQUIP WORLD LANG BSMS	0.00	0.00	0.00	0.00	0.00	0.00	0.00
01 1100 733 008 030	REG INSTR - FURN & EQUIP SOC STUD BSMS	0.00	0.00	279.43	0.00	(279.43)	0.00	(279.43)
01 1100 733 008 040	REG INSTR - FURN & EQUIP MATH BSMS	0.00	0.00	197.95	0.00	(197.95)	0.00	(197.95)
01 1100 733 008 050	REG INSTR - FURN & EQUIP T&L BSMS	0.00	0.00	0.00	0.00	0.00	0.00	0.00
01 1100 733 008 054	REG INSTR - FURN & EQUIP COMPUTERS BSMS	0.00	0.00	0.00	0.00	0.00	0.00	0.00
01 1100 733 008 060	REG INSTR - FURN & EQUIP PE/HEALTH BSMS	0.00	0.00	0.00	0.00	0.00	0.00	0.00
01 1100 733 008 070	REG INSTR - FURN & EQUIP SCIENCE BSMS	0.00	0.00	82.85	0.00	(82.85)	0.00	(82.85)
01 1100 733 008 080	REG INSTR - FURN & EQUIP ART BSMS	0.00	0.00	0.00	0.00	0.00	0.00	0.00
01 1100 733 008 081	REG INSTR - FURN & EQUIP VOCAL MUSIC BSMS	327.00	0.00	0.00	0.00	327.00	0.00	327.00
01 1100 733 008 082	REG INSTR - FURN & EQUIP INSTR MUSIC BSMS	0.00	0.00	0.00	0.00	0.00	0.00	0.00
01 1100 733 008 083	REG INSTR - FURN & EQUIP GEN MUSIC BSMS	1,223.00	0.00	0.00	0.00	1,223.00	0.00	1,223.00
01 1100 734 000	REG INSTR - HARDWARE DISTRICT	0.00	0.00	1,688.22	0.00	(1,688.22)	19,986.25	(21,674.47)
01 1100 734 001	REG INSTR - HARDWARE BHS	0.00	0.00	0.00	0.00	0.00	0.00	0.00
01 1100 734 001 015	REG INSTR - HARDWARE ENGLISH BHS	0.00	0.00	0.00	0.00	0.00	0.00	0.00
01 1100 734 001 016	REG INSTR - HARDWARE JOURNALISM BHS	0.00	0.00	0.00	0.00	0.00	0.00	0.00
01 1100 734 001 017	REG INSTR - HARDWARE ONE-ACT/SPEECH BHS	0.00	0.00	0.00	0.00	0.00	0.00	0.00
01 1100 734 001 020	REG INSTR - HARDWARE SPANISH BHS	0.00	0.00	0.00	0.00	0.00	0.00	0.00
01 1100 734 001 021	REG INSTR - HARDWARE FRENCH BHS	0.00	0.00	0.00	0.00	0.00	0.00	0.00
01 1100 734 001 030	REG INSTR - HARDWARE SOC STUD BHS	0.00	0.00	0.00	0.00	0.00	0.00	0.00
01 1100 734 001 040	REG INSTR - HARDWARE MATH BHS	0.00	0.00	0.00	0.00	0.00	0.00	0.00
01 1100 734 001 050	REG INSTR - HARDWARE T&L BHS	0.00	0.00	0.00	0.00	0.00	0.00	0.00
01 1100 734 001 051	REG INSTR - HARDWARE BUSINESS BHS	0.00	0.00	0.00	0.00	0.00	0.00	0.00
01 1100 734 001 052	REG INSTR - HARDWARE IND TECH BHS	0.00	0.00	0.00	0.00	0.00	0.00	0.00
01 1100 734 001 053	REG INSTR - HARDWARE FCS BHS	0.00	0.00	0.00	0.00	0.00	0.00	0.00
01 1100 734 001 060	REG INSTR - HARDWARE PE BHS	0.00	0.00	0.00	0.00	0.00	0.00	0.00
01 1100 734 001 070	REG INSTR - HARDWARE SCIENCE BHS	0.00	0.00	0.00	0.00	0.00	0.00	0.00
01 1100 734 001 080	REG INSTR - HARDWARE ART BHS	0.00	0.00	0.00	0.00	0.00	0.00	0.00
01 1100 734 001 081	REG INSTR - HARDWARE VOCAL MUSIC BHS	0.00	0.00	0.00	0.00	0.00	0.00	0.00
01 1100 734 001 082	REG INSTR - HARDWARE INSTR MUSIC BHS	0.00	0.00	0.00	0.00	0.00	0.00	0.00
01 1100 734 002	REG INSTR - HARDWARE BE	0.00	0.00	415.80	0.00	(415.80)	0.00	(415.80)
01 1100 734 002 001	REG INSTR - HARDWARE 1ST GRADE BE	0.00	0.00	0.00	0.00	0.00	0.00	0.00
01 1100 734 002 002	REG INSTR - HARDWARE 2ND GRADE BE	0.00	0.00	0.00	0.00	0.00	0.00	0.00
01 1100 734 002 003	REG INSTR - HARDWARE 3RD GRADE BE	0.00	0.00	0.00	0.00	0.00	0.00	0.00
01 1100 734 002 004	REG INSTR - HARDWARE 4TH GRADE BE	0.00	0.00	0.00	0.00	0.00	0.00	0.00
01 1100 734 002 005	REG INSTR - HARDWARE 5TH GRADE BE	0.00	0.00	0.00	0.00	0.00	0.00	0.00
01 1100 734 002 007	REG INSTR - HARDWARE KDG BE	0.00	0.00	0.00	0.00	0.00	0.00	0.00
01 1100 734 002 020	REG INSTR - HARDWARE SPANISH BE	0.00	0.00	0.00	0.00	0.00	0.00	0.00
01 1100 734 002 060	REG INSTR - HARDWARE PE BE	0.00	0.00	0.00	0.00	0.00	0.00	0.00
01 1100 734 002 080	REG INSTR - HARDWARE ART BE	0.00	0.00	0.00	0.00	0.00	0.00	0.00
01 1100 734 002 081	REG INSTR - HARDWARE VOCAL MUSIC BE	0.00	0.00	0.00	0.00	0.00	0.00	0.00
01 1100 734 002 082	REG INSTR - HARDWARE INSTR MUSIC BE	0.00	0.00	0.00	0.00	0.00	0.00	0.00
01 1100 734 003	REG INSTR - HARDWARE PC	0.00	0.00	2,079.00	0.00	(2,079.00)	0.00	(2,079.00)

Account Number	Account Description	Revised Budget	Expended During Month	Expenditures to Date	% of Budget	Balance at EOM	P/ O Outstanding	Unencumbered Balance
01 1100 735 008 018	REG INSTR - SOFTWARE READING BSMS	7,668.00	0.00	0.00	0.00	7,668.00	0.00	7,668.00
01 1100 735 008 019	REG INSTR - SOFTWARE SPEECH/DRAMA BSMS	0.00	0.00	0.00	0.00	0.00	0.00	0.00
01 1100 735 008 022	REG INSTR - SOFTWARE WORLD LANG BSMS	0.00	0.00	0.00	0.00	0.00	0.00	0.00
01 1100 735 008 030	REG INSTR - SOFTWARE SOC STUD BSMS	113.00	0.00	0.00	0.00	113.00	0.00	113.00
01 1100 735 008 040	REG INSTR - SOFTWARE MATH BSMS	208.00	0.00	59.88	28.79	148.12	0.00	148.12
01 1100 735 008 050	REG INSTR - SOFTWARE T&L BSMS	0.00	0.00	0.00	0.00	0.00	0.00	0.00
01 1100 735 008 054	REG INSTR - SOFTWARE COMPUTERS BSMS	0.00	0.00	59.88	0.00	(59.88)	0.00	(59.88)
01 1100 735 008 060	REG INSTR - SOFTWARE PE/HEALTH BSMS	0.00	0.00	0.00	0.00	0.00	0.00	0.00
01 1100 735 008 070	REG INSTR - SOFTWARE SCIENCE BSMS	0.00	0.00	0.00	0.00	0.00	0.00	0.00
01 1100 735 008 080	REG INSTR - SOFTWARE ART BSMS	0.00	0.00	0.00	0.00	0.00	0.00	0.00
01 1100 735 008 081	REG INSTR - SOFTWARE VOCAL MUSIC BSMS	0.00	0.00	0.00	0.00	0.00	0.00	0.00
01 1100 735 008 082	REG INSTR - SOFTWARE INSTR MUSIC BSMS	0.00	0.00	0.00	0.00	0.00	0.00	0.00
01 1100 735 008 083	REG INSTR - SOFTWARE GENERAL MUSIC BSMS	0.00	0.00	0.00	0.00	0.00	0.00	0.00
01 1100 810 000	REG INSTR - DUES & FEES DISTRICT	9,308.00	3,499.00	3,582.74	38.49	5,725.26	0.00	5,725.26
01 1100 810 001	REG INSTR - DUES & FEES BHS	18,123.00	0.00	7,500.00	41.38	10,623.00	0.00	10,623.00
01 1100 810 001 015	REG INSTR - DUES & FEES ENGLISH BHS	596.00	0.00	0.00	0.00	596.00	0.00	596.00
01 1100 810 001 016	REG INSTR - DUES & FEES JOURNALISM BHS	499.00	95.00	680.00	224.45	(181.00)	440.00	(621.00)
01 1100 810 001 017	REG INSTR - DUES & FEES ONE-ACT BHS	0.00	0.00	0.00	0.00	0.00	0.00	0.00
01 1100 810 001 020	REG INSTR - DUES & FEES SPANISH BHS	561.00	0.00	763.63	136.12	(202.63)	0.00	(202.63)
01 1100 810 001 021	REG INSTR - DUES & FEES FRENCH BHS	0.00	0.00	155.87	0.00	(155.87)	0.00	(155.87)
01 1100 810 001 030	REG INSTR - DUES & FEES SOC STUD BHS	0.00	0.00	275.00	0.00	(275.00)	0.00	(275.00)
01 1100 810 001 040	REG INSTR - DUES & FEES MATH BHS	0.00	0.00	0.00	0.00	0.00	0.00	0.00
01 1100 810 001 050	REG INSTR - DUES & FEES T&L BHS	0.00	0.00	0.00	0.00	0.00	0.00	0.00
01 1100 810 001 051	REG INSTR - DUES & FEES BUSINESS BHS	0.00	400.00	400.00	0.00	(400.00)	0.00	(400.00)
01 1100 810 001 052	REG INSTR - DUES & FEES IND TECH BHS	0.00	0.00	0.00	0.00	0.00	0.00	0.00
01 1100 810 001 053	REG INSTR - DUES & FEES FCS BHS	0.00	0.00	0.00	0.00	0.00	0.00	0.00
01 1100 810 001 060	REG INSTR - DUES & FEES PE BHS	832.00	310.00	369.88	44.46	462.12	0.00	462.12
01 1100 810 001 070	REG INSTR - DUES & FEES SCIENCE BHS	0.00	0.00	0.00	0.00	0.00	0.00	0.00
01 1100 810 001 080	REG INSTR - DUES & FEES ART BHS	0.00	0.00	0.00	0.00	0.00	0.00	0.00
01 1100 810 001 081	REG INSTR - DUES & FEES VOCAL MUSIC BHS	4,378.00	270.00	1,034.00	26.47	3,344.00	125.00	3,219.00
01 1100 810 001 082	REG INSTR - DUES & FEES INSTR MUSIC BHS	4,802.00	0.00	3,070.00	63.93	1,732.00	0.00	1,732.00
01 1100 810 002	REG INSTR - DUES & FEES BE	478.00	0.00	150.00	83.68	328.00	250.00	78.00
01 1100 810 002 001	REG INSTR - DUES & FEES 1ST GRADE BE	685.00	0.00	0.00	0.00	685.00	0.00	685.00
01 1100 810 002 002	REG INSTR - DUES & FEES 2ND GRADE BE	776.00	0.00	0.00	0.00	776.00	0.00	776.00
01 1100 810 002 003	REG INSTR - DUES & FEES 3RD GRADE BE	1,109.00	0.00	0.00	0.00	1,109.00	0.00	1,109.00
01 1100 810 002 004	REG INSTR - DUES & FEES 4TH GRADE BE	0.00	0.00	0.00	0.00	0.00	0.00	0.00
01 1100 810 002 005	REG INSTR - DUES & FEES 5TH GRADE BE	0.00	0.00	531.20	0.00	(531.20)	0.00	(531.20)
01 1100 810 002 007	REG INSTR - DUES & FEES KDG BE	0.00	0.00	503.50	0.00	(503.50)	0.00	(503.50)
01 1100 810 002 060	REG INSTR - DUES & FEES PE BE	0.00	0.00	0.00	0.00	0.00	0.00	0.00
01 1100 810 002 080	REG INSTR - DUES & FEES ART BE	0.00	0.00	0.00	0.00	0.00	0.00	0.00
01 1100 810 002 081	REG INSTR - DUES & FEES VOCAL MUSIC BE	568.00	0.00	650.00	114.44	(82.00)	0.00	(82.00)
01 1100 810 002 082	REG INSTR - DUES & FEES INSTR MUSIC BE	0.00	0.00	0.00	0.00	0.00	0.00	0.00
01 1100 810 003	REG INSTR - DUES & FEES PC	257.00	0.00	0.00	0.00	257.00	0.00	257.00
01 1100 810 003 001	REG INSTR - DUES & FEES 1ST GRADE PC	896.00	0.00	0.00	0.00	896.00	0.00	896.00
01 1100 810 003 002	REG INSTR - DUES & FEES 2ND GRADE PC	707.00	640.00	640.00	90.52	67.00	0.00	67.00
01 1100 810 003 003	REG INSTR - DUES & FEES 3RD GRADE PC	679.00	0.00	0.00	0.00	679.00	0.00	679.00
01 1100 810 003 004	REG INSTR - DUES & FEES 4TH GRADE PC	159.00	0.00	0.00	0.00	159.00	0.00	159.00
01 1100 810 003 005	REG INSTR - DUES & FEES 5TH GRADE PC	609.00	0.00	100.00	16.42	509.00	0.00	509.00
01 1100 810 003 007	REG INSTR - DUES & FEES KDG PC	1,781.00	0.00	0.00	0.00	1,781.00	0.00	1,781.00
01 1100 810 003 060	REG INSTR - DUES & FEES PE PC	0.00	0.00	0.00	0.00	0.00	0.00	0.00
01 1100 810 003 080	REG INSTR - DUES & FEES ART PC	0.00	0.00	0.00	0.00	0.00	0.00	0.00
01 1100 810 003 081	REG INSTR - DUES & FEES VOCAL MUSIC PC	0.00	0.00	845.00	0.00	(845.00)	0.00	(845.00)
01 1100 810 003 082	REG INSTR - DUES & FEES INSTR MUSIC PC	0.00	0.00	0.00	0.00	0.00	0.00	0.00
01 1100 810 004	REG INSTR - DUES & FEES HE	1,598.00	0.00	0.00	0.00	1,598.00	0.00	1,598.00
01 1100 810 004 001	REG INSTR - DUES & FEES 1ST GRADE HE	1,354.00	0.00	0.00	0.00	1,354.00	0.00	1,354.00

Account Number	Account Description	Revised Budget	Expended During Month	Expenditures to Date	% of Budget	Balance at EOM	P/ O Outstanding	Unencumbered Balance
01 1100 890 004 082	REG INSTR - OTHER MISC INSTR MUSIC HE	0.00	0.00	0.00	0.00	0.00	0.00	0.00
01 1100 890 005	REG INSTR - OTHER MISC BMS	186.00	0.00	0.00	0.00	186.00	0.00	186.00
01 1100 890 005 015	REG INSTR - OTHER MISC ENGLISH BMS	0.00	0.00	0.00	0.00	0.00	0.00	0.00
01 1100 890 005 018	REG INSTR - OTHER MISC READING BMS	0.00	0.00	0.00	0.00	0.00	0.00	0.00
01 1100 890 005 019	REG INSTR - OTHER MISC SPEECH/DRAMA BMS	0.00	0.00	0.00	0.00	0.00	0.00	0.00
01 1100 890 005 022	REG INSTR - OTHER MISC WORLD LANG BMS	0.00	0.00	0.00	0.00	0.00	0.00	0.00
01 1100 890 005 030	REG INSTR - OTHER MISC SOC STUD BMS	0.00	0.00	0.00	0.00	0.00	0.00	0.00
01 1100 890 005 040	REG INSTR - OTHER MISC MATH BMS	0.00	0.00	0.00	0.00	0.00	0.00	0.00
01 1100 890 005 050	REG INSTR - OTHER MISC T&L BMS	0.00	0.00	0.00	0.00	0.00	0.00	0.00
01 1100 890 005 054	REG INSTR - OTHER MISC COMPUTERS BMS	0.00	0.00	0.00	0.00	0.00	0.00	0.00
01 1100 890 005 060	REG INSTR - OTHER MISC PE/HEALTH BMS	0.00	0.00	0.00	0.00	0.00	0.00	0.00
01 1100 890 005 070	REG INSTR - OTHER MISC SCIENCE BMS	584.00	0.00	0.00	0.00	584.00	0.00	584.00
01 1100 890 005 080	REG INSTR - OTHER MISC ART BMS	0.00	0.00	0.00	0.00	0.00	0.00	0.00
01 1100 890 005 081	REG INSTR - OTHER MISC VOCAL MUSIC BMS	0.00	0.00	0.00	0.00	0.00	0.00	0.00
01 1100 890 005 082	REG INSTR - OTHER MISC INSTR MUSIC BMS	424.00	0.00	0.00	0.00	424.00	0.00	424.00
01 1100 890 005 083	REG INSTR - OTHER MISC GENERAL MUSIC BMS	186.00	0.00	0.00	0.00	186.00	0.00	186.00
01 1100 890 006	REG INSTR - OTHER MISC AP	0.00	0.00	0.00	0.00	0.00	0.00	0.00
01 1100 890 006 001	REG INSTR - OTHER MISC 1ST GRADE AP	0.00	0.00	0.00	0.00	0.00	0.00	0.00
01 1100 890 006 002	REG INSTR - OTHER MISC 2ND GRADE AP	0.00	0.00	0.00	0.00	0.00	0.00	0.00
01 1100 890 006 003	REG INSTR - OTHER MISC 3RD GRADE AP	428.00	0.00	0.00	0.00	428.00	0.00	428.00
01 1100 890 006 004	REG INSTR - OTHER MISC 4TH GRADE AP	0.00	0.00	0.00	0.00	0.00	0.00	0.00
01 1100 890 006 005	REG INSTR - OTHER MISC 5TH GRADE AP	669.00	0.00	0.00	0.00	669.00	0.00	669.00
01 1100 890 006 007	REG INSTR - OTHER MISC KDG AP	0.00	0.00	0.00	0.00	0.00	0.00	0.00
01 1100 890 006 060	REG INSTR - OTHER MISC PE AP	0.00	0.00	0.00	0.00	0.00	0.00	0.00
01 1100 890 006 080	REG INSTR - OTHER MISC ART AP	0.00	0.00	0.00	0.00	0.00	0.00	0.00
01 1100 890 006 081	REG INSTR - OTHER MISC VOCAL MUSIC AP	0.00	0.00	0.00	0.00	0.00	0.00	0.00
01 1100 890 006 082	REG INSTR - OTHER MISC INSTR MUSIC AP	0.00	0.00	0.00	0.00	0.00	0.00	0.00
01 1100 890 007	REG INSTR - OTHER MISC SE	0.00	0.00	0.00	0.00	0.00	0.00	0.00
01 1100 890 007 001	REG INSTR - OTHER MISC 1ST GRADE SE	292.00	0.00	0.00	0.00	292.00	0.00	292.00
01 1100 890 007 002	REG INSTR - OTHER MISC 2ND GRADE SE	0.00	0.00	0.00	0.00	0.00	0.00	0.00
01 1100 890 007 003	REG INSTR - OTHER MISC 3RD GRADE SE	0.00	0.00	0.00	0.00	0.00	0.00	0.00
01 1100 890 007 004	REG INSTR - OTHER MISC 4TH GRADE SE	0.00	0.00	0.00	0.00	0.00	0.00	0.00
01 1100 890 007 005	REG INSTR - OTHER MISC 5TH GRADE SE	357.00	0.00	0.00	0.00	357.00	0.00	357.00
01 1100 890 007 007	REG INSTR - OTHER MISC KDG SE	0.00	0.00	0.00	0.00	0.00	0.00	0.00
01 1100 890 007 060	REG INSTR - OTHER MISC PE SE	0.00	0.00	0.00	0.00	0.00	0.00	0.00
01 1100 890 007 080	REG INSTR - OTHER MISC ART SE	0.00	0.00	0.00	0.00	0.00	0.00	0.00
01 1100 890 007 081	REG INSTR - OTHER MISC VOCAL MUSIC SE	0.00	0.00	0.00	0.00	0.00	0.00	0.00
01 1100 890 007 082	REG INSTR - OTHER MISC INSTR MUSIC SE	0.00	0.00	0.00	0.00	0.00	0.00	0.00
01 1100 890 008	REG INSTR - OTHER MISC BSMS	1,462.00	0.00	0.00	0.00	1,462.00	0.00	1,462.00
01 1100 890 008 015	REG INSTR - OTHER MISC ENGLISH BSMS	0.00	0.00	0.00	0.00	0.00	0.00	0.00
01 1100 890 008 018	REG INSTR - OTHER MISC READING BSMS	0.00	0.00	0.00	0.00	0.00	0.00	0.00
01 1100 890 008 019	REG INSTR - OTHER MISC SPEECH/DRAMA BSMS	0.00	0.00	0.00	0.00	0.00	0.00	0.00
01 1100 890 008 022	REG INSTR - OTHER MISC WORLD LANG BSMS	0.00	0.00	0.00	0.00	0.00	0.00	0.00
01 1100 890 008 030	REG INSTR - OTHER MISC SOC STUD BSMS	0.00	0.00	0.00	0.00	0.00	0.00	0.00
01 1100 890 008 040	REG INSTR - OTHER MISC MATH BSMS	0.00	0.00	0.00	0.00	0.00	0.00	0.00
01 1100 890 008 050	REG INSTR - OTHER MISC T&L BSMS	0.00	0.00	0.00	0.00	0.00	0.00	0.00
01 1100 890 008 054	REG INSTR - OTHER MISC COMPUTERS BSMS	0.00	0.00	0.00	0.00	0.00	0.00	0.00
01 1100 890 008 060	REG INSTR - OTHER MISC PE/HEALTH BSMS	0.00	0.00	0.00	0.00	0.00	0.00	0.00
01 1100 890 008 070	REG INSTR - OTHER MISC SCIENCE BSMS	0.00	0.00	0.00	0.00	0.00	0.00	0.00
01 1100 890 008 080	REG INSTR - OTHER MISC ART BSMS	0.00	0.00	0.00	0.00	0.00	0.00	0.00
01 1100 890 008 081	REG INSTR - OTHER MISC VOCAL MUSIC BSMS	0.00	0.00	0.00	0.00	0.00	0.00	0.00
01 1100 890 008 082	REG INSTR - OTHER MISC INSTR MUSIC BSMS	756.00	0.00	0.00	0.00	756.00	0.00	756.00
01 1100 890 008 083	REG INSTR - OTHER MISC GENERAL MUSIC BSMS	0.00	0.00	0.00	0.00	0.00	0.00	0.00
1100	REGULAR INSTRUCTIONAL PROGRAMS	30,428,461.00	2,239,094.68	11,282,909.20	37.18	19,145,551.80	31,216.61	19,114,335.19

02/11/2026 08:11 AM

Regular; Processing Month 01/2026

User ID: MDT

Account Number	Account Description	Revised Budget	Expended During Month	Expenditures to Date	% of Budget	Balance at EOM	P/ O Outstanding	Unencumbered Balance
01 1125 111 002	SALARIES TEACHERS BE	71,456.00	5,854.90	29,274.50	40.97	42,181.50	0.00	42,181.50
01 1125 111 003	SALARIES TEACHERS PC	77,519.00	5,563.62	27,818.10	35.89	49,700.90	0.00	49,700.90
01 1125 111 004	SALARIES TEACHERS HE	73,896.00	6,087.94	30,439.70	41.19	43,456.30	0.00	43,456.30
01 1125 211 002	GROUP INS TEACHERS/PROF BE	26,416.00	2,088.36	10,441.80	39.53	15,974.20	0.00	15,974.20
01 1125 211 003	GROUP INS TEACHERS/PROF PC	30,190.00	2,088.37	10,441.85	34.59	19,748.15	0.00	19,748.15
01 1125 211 004	GROUP INS TEACHERS/PROF HE	9,756.00	776.03	3,880.15	39.77	5,875.85	0.00	5,875.85
01 1125 221 002	SOC SEC TEACHERS/PROF BE	5,487.00	439.67	2,198.35	40.06	3,288.65	0.00	3,288.65
01 1125 221 003	SOC SEC TEACHERS/PROF PC	5,953.00	417.44	2,087.20	35.06	3,865.80	0.00	3,865.80
01 1125 221 004	SOC SEC TEACHERS/PROF HE	5,773.00	465.31	2,326.55	40.30	3,446.45	0.00	3,446.45
01 1125 231 002	RETIREMENT TEACHERS/PROF BE	4,426.00	430.34	2,151.70	48.62	2,274.30	0.00	2,274.30
01 1125 231 003	RETIREMENT TEACHERS/PROF PC	4,802.00	408.93	2,044.65	42.58	2,757.35	0.00	2,757.35
01 1125 231 004	RETIREMENT TEACHERS/PROF HE	4,579.00	447.47	2,237.35	48.86	2,341.65	0.00	2,341.65
01 1125 237 002	INCR RET CONTR BE	1,336.00	42.74	213.70	16.00	1,122.30	0.00	1,122.30
01 1125 237 003	INCR RET CONTR PC	1,456.00	40.62	203.10	13.95	1,252.90	0.00	1,252.90
01 1125 237 004	INCR RET CONTR HE	1,387.00	44.44	222.20	16.02	1,164.80	0.00	1,164.80
1125	Regular Instructional Programs School Age Flex	324,432.00	25,196.18	125,980.90	38.83	198,451.10	0.00	198,451.10
1150	LIMITED ENGLISH PROF PROGRAMS							
01 1150 111 000	LEP - SALARIES NON-INSTR DIST	126,117.00	12,878.25	64,391.25	51.06	61,725.75	0.00	61,725.75
01 1150 112 000	LEP - SALARIES INSTR AIDES DIST	36,561.00	2,807.70	19,378.98	53.00	17,182.02	0.00	17,182.02
01 1150 151 000	LEP - ADD'L COMP TEACHERS DIST	256.00	28.34	141.70	55.35	114.30	0.00	114.30
01 1150 152 000	LEP - ADD'L COMP INSTR AIDES DIST	0.00	9.10	45.50	0.00	(45.50)	0.00	(45.50)
01 1150 211 000	LEP - GROUP INS TEACHERS DIST	10,943.00	1,636.23	8,181.15	74.76	2,761.85	0.00	2,761.85
01 1150 212 000	LEP - GROUP INS INSTR AIDES DIST	0.00	4.20	21.00	0.00	(21.00)	0.00	(21.00)
01 1150 221 000	LEP - SOC SEC TEACHERS DIST	9,855.00	982.41	4,912.02	49.84	4,942.98	0.00	4,942.98
01 1150 222 000	LEP - SOC SEC INSTR AIDES DIST	2,867.00	215.48	1,485.98	51.83	1,381.02	0.00	1,381.02
01 1150 231 000	LEP - RETIREMENT TEACHERS DIST	7,813.00	946.55	4,732.77	60.58	3,080.23	0.00	3,080.23
01 1150 232 000	LEP - RETIREMENT INSTR AIDES DIST	2,265.00	206.36	1,424.35	62.89	840.65	0.00	840.65
01 1150 237 000	LEP - INCR RET CONTR DIST	3,143.00	114.51	611.52	19.46	2,531.48	0.00	2,531.48
01 1150 281 000	LEP - HEALTH BEN TEACHERS DIST	0.00	0.00	0.00	0.00	0.00	0.00	0.00
01 1150 580 000	LEP - TRAVEL & MILEAGE DIST	375.00	0.00	0.00	0.00	375.00	0.00	375.00
01 1150 610 000	LEP - SUPPLIES DIST	340.00	0.00	0.00	0.00	340.00	0.00	340.00
01 1150 733 000	LEP - FURN & EQUIP DIST	0.00	0.00	0.00	0.00	0.00	0.00	0.00
01 1150 734 000	LEP - HARDWARE DIST	0.00	0.00	0.00	0.00	0.00	0.00	0.00
01 1150 735 000	LEP - SOFTWARE DIST	0.00	0.00	0.00	0.00	0.00	0.00	0.00
01 1150 810 000	LEP - DUES & FEES DIST	3,717.00	435.25	1,914.80	51.51	1,802.20	0.00	1,802.20
1150	LIMITED ENGLISH PROF PROGRAMS	204,252.00	20,264.38	107,241.02	52.50	97,010.98	0.00	97,010.98
1160	PROVERTY PROGRAMS							
01 1160 111 001	POVERTY - SALARIES TEACHERS BHS	33,526.00	0.00	0.00	0.00	33,526.00	0.00	33,526.00
01 1160 111 002	POVERTY - SALARIES TEACHERS BE	16,815.00	0.00	0.00	0.00	16,815.00	0.00	16,815.00
01 1160 111 003	POVERTY - SALARIES TEACHERS PC	10,586.00	0.00	0.00	0.00	10,586.00	0.00	10,586.00
01 1160 111 004	POVERTY - SALARIES TEACHERS HE	16,720.00	0.00	0.00	0.00	16,720.00	0.00	16,720.00
01 1160 111 005	POVERTY - SALARIES TEACHERS BMS	16,803.00	0.00	0.00	0.00	16,803.00	0.00	16,803.00
01 1160 111 006	POVERTY - SALARIES TEACHERS AP	5,381.00	0.00	0.00	0.00	5,381.00	0.00	5,381.00
01 1160 111 007	POVERTY - SALARIES TEACHERS SE	4,611.00	0.00	0.00	0.00	4,611.00	0.00	4,611.00
01 1160 111 008	POVERTY - SALARIES TEACHERS BSMS	19,952.00	0.00	0.00	0.00	19,952.00	0.00	19,952.00
01 1160 151 001	POVERTY - ADD'L COMP TEACHERS BHS	0.00	0.00	0.00	0.00	0.00	0.00	0.00
01 1160 151 002	POVERTY - ADD'L COMP TEACHERS BE	0.00	0.00	0.00	0.00	0.00	0.00	0.00
01 1160 151 003	POVERTY - ADD'L COMP TEACHERS PC	0.00	0.00	0.00	0.00	0.00	0.00	0.00
01 1160 151 004	POVERTY - ADD'L COMP TEACHERS HE	0.00	0.00	0.00	0.00	0.00	0.00	0.00
01 1160 151 005	POVERTY - ADD'L COMP TEACHERS BMS	0.00	0.00	0.00	0.00	0.00	0.00	0.00
01 1160 151 006	POVERTY - ADD'L COMP TEACHERS AP	0.00	0.00	0.00	0.00	0.00	0.00	0.00
01 1160 151 007	POVERTY - ADD'L COMP TEACHERS SE	0.00	0.00	0.00	0.00	0.00	0.00	0.00
01 1160 151 008	POVERTY - ADD'L COMP TEACHERS BSMS	0.00	0.00	0.00	0.00	0.00	0.00	0.00
01 1160 211 001	POVERTY - GROUP INS TEACHERS BHS	6,821.00	0.00	0.00	0.00	6,821.00	0.00	6,821.00

Account Number	Account Description	Revised Budget	Expended During Month	Expenditures to Date	% of Budget	Balance at EOM	P/ O Outstanding	Unencumbered Balance
01 1160 211 002	POVERTY - GROUP INS TEACHERS BE	6,918.00	0.00	0.00	0.00	6,918.00	0.00	6,918.00
01 1160 211 003	POVERTY - GROUP INS TEACHERS PC	2,708.00	0.00	0.00	0.00	2,708.00	0.00	2,708.00
01 1160 211 004	POVERTY - GROUP INS TEACHERS HE	6,918.00	0.00	0.00	0.00	6,918.00	0.00	6,918.00
01 1160 211 005	POVERTY - GROUP INS TEACHERS BMS	5,571.00	0.00	0.00	0.00	5,571.00	0.00	5,571.00
01 1160 211 006	POVERTY - GROUP INS TEACHERS AP	1,138.00	0.00	0.00	0.00	1,138.00	0.00	1,138.00
01 1160 211 007	POVERTY - GROUP INS TEACHERS SE	841.00	0.00	0.00	0.00	841.00	0.00	841.00
01 1160 211 008	POVERTY - GROUP INS TEACHERS BSMS	2,679.00	0.00	0.00	0.00	2,679.00	0.00	2,679.00
01 1160 221 001	POVERTY - SOC SEC TEACHERS BHS	2,622.00	0.00	0.00	0.00	2,622.00	0.00	2,622.00
01 1160 221 002	POVERTY - SOC SEC TEACHERS BE	1,292.00	0.00	0.00	0.00	1,292.00	0.00	1,292.00
01 1160 221 003	POVERTY - SOC SEC TEACHERS PC	840.00	0.00	0.00	0.00	840.00	0.00	840.00
01 1160 221 004	POVERTY - SOC SEC TEACHERS HE	1,301.00	0.00	0.00	0.00	1,301.00	0.00	1,301.00
01 1160 221 005	POVERTY - SOC SEC TEACHERS BMS	1,295.00	0.00	0.00	0.00	1,295.00	0.00	1,295.00
01 1160 221 006	POVERTY - SOC SEC TEACHERS AP	420.00	0.00	0.00	0.00	420.00	0.00	420.00
01 1160 221 007	POVERTY - SOC SEC TEACHERS SE	360.00	0.00	0.00	0.00	360.00	0.00	360.00
01 1160 221 008	POVERTY - SOC SEC TEACHERS BSMS	1,605.00	0.00	0.00	0.00	1,605.00	0.00	1,605.00
01 1160 231 001	POVERTY - RETIREMENT TEACHERS BHS	2,078.00	0.00	0.00	0.00	2,078.00	0.00	2,078.00
01 1160 231 002	POVERTY - RETIREMENT TEACHERS BE	1,042.00	0.00	0.00	0.00	1,042.00	0.00	1,042.00
01 1160 231 003	POVERTY - RETIREMENT TEACHERS PC	656.00	0.00	0.00	0.00	656.00	0.00	656.00
01 1160 231 004	POVERTY - RETIREMENT TEACHERS HE	1,036.00	0.00	0.00	0.00	1,036.00	0.00	1,036.00
01 1160 231 005	POVERTY - RETIREMENT TEACHERS BMS	1,041.00	0.00	0.00	0.00	1,041.00	0.00	1,041.00
01 1160 231 006	POVERTY - RETIREMENT TEACHERS AP	333.00	0.00	0.00	0.00	333.00	0.00	333.00
01 1160 231 007	POVERTY - RETIREMENT TEACHERS SE	286.00	0.00	0.00	0.00	286.00	0.00	286.00
01 1160 231 008	POVERTY - RETIREMENT TEACHERS BSMS	1,236.00	0.00	0.00	0.00	1,236.00	0.00	1,236.00
01 1160 237 001	POVERTY - INCR RET CONTR BHS	629.00	0.00	0.00	0.00	629.00	0.00	629.00
01 1160 237 002	POVERTY - INCR RET CONTR BE	312.00	0.00	0.00	0.00	312.00	0.00	312.00
01 1160 237 003	POVERTY - INCR RET CONTR PC	199.00	0.00	0.00	0.00	199.00	0.00	199.00
01 1160 237 004	POVERTY - INCR RET CONTR HE	310.00	0.00	0.00	0.00	310.00	0.00	310.00
01 1160 237 005	POVERTY - INCR RET CONTR BMS	315.00	0.00	0.00	0.00	315.00	0.00	315.00
01 1160 237 006	POVERTY - INCR RET CONTR AP	101.00	0.00	0.00	0.00	101.00	0.00	101.00
01 1160 237 007	POVERTY - INCR RET CONTR SE	0.00	0.00	0.00	0.00	0.00	0.00	0.00
01 1160 237 008	POVERTY - INCR RET CONTR BSMS	371.00	0.00	0.00	0.00	371.00	0.00	371.00
01 1160 281 001	POVERTY - HEALTH BEN TEACHERS BHS	670.00	0.00	0.00	0.00	670.00	0.00	670.00
01 1160 281 002	POVERTY - HEALTH BEN TEACHERS BE	0.00	0.00	0.00	0.00	0.00	0.00	0.00
01 1160 281 003	POVERTY - HEALTH BEN TEACHERS PC	302.00	0.00	0.00	0.00	302.00	0.00	302.00
01 1160 281 004	POVERTY - HEALTH BEN TEACHERS HE	0.00	0.00	0.00	0.00	0.00	0.00	0.00
01 1160 281 005	POVERTY - HEALTH BEN TEACHERS BMS	0.00	0.00	0.00	0.00	0.00	0.00	0.00
01 1160 281 006	POVERTY - HEALTH TEACHERS AP	0.00	0.00	0.00	0.00	0.00	0.00	0.00
01 1160 281 007	POVERTY - HEALTH TEACHERS SE	0.00	0.00	0.00	0.00	0.00	0.00	0.00
01 1160 281 008	POVERTY - HEALTH BEN TEACHERS BSMS	636.00	0.00	0.00	0.00	636.00	0.00	636.00
01 1160 340 002	POVERTY - OTHER PROF SERVICES BE	0.00	0.00	0.00	0.00	0.00	0.00	0.00
01 1160 340 006	POVERTY - OTHER PROF SERVICES AP	0.00	0.00	0.00	0.00	0.00	0.00	0.00
01 1160 610 002	POVERTY - SUPPLIES BE	0.00	0.00	0.00	0.00	0.00	0.00	0.00
01 1160 610 006	POVERTY - SUPPLIES AP	0.00	0.00	0.00	0.00	0.00	0.00	0.00
1160	PROVERTY PROGRAMS	179,276.00	0.00	0.00	0.00	179,276.00	0.00	179,276.00
1200	SPECIAL EDUCATION INSTRUCTIONAL PROGRAMS							
01 1200 110 000	SPED - SALARIES NON-INSTR DIST	150,736.00	12,113.83	59,365.19	39.38	91,370.81	0.00	91,370.81
01 1200 111 000	SPED - SALARIES TEACHERS DIST	234,948.00	18,221.75	91,108.75	38.78	143,839.25	0.00	143,839.25
01 1200 111 001	SPED - SALARIES TEACHERS BHS	559,539.00	41,756.74	208,783.70	37.31	350,755.30	0.00	350,755.30
01 1200 111 002	SPED - SALARIES TEACHERS BE	192,080.00	21,426.22	107,131.10	55.77	84,948.90	0.00	84,948.90
01 1200 111 003	SPED - SALARIES TEACHERS PC	213,704.00	21,368.68	107,228.66	50.18	106,475.34	0.00	106,475.34
01 1200 111 004	SPED - SALARIES TEACHERS HE	296,528.00	23,545.07	117,725.35	39.70	178,802.65	0.00	178,802.65
01 1200 111 005	SPED - SALARIES TEACHERS BMS	230,641.00	18,341.75	91,708.75	39.76	138,932.25	0.00	138,932.25
01 1200 111 006	SPED - SALARIES TEACHERS AP	210,271.00	14,225.22	71,126.10	33.83	139,144.90	0.00	139,144.90
01 1200 111 007	SPED - SALARIES TEACHERS SE	111,010.00	9,626.16	48,130.80	43.36	62,879.20	0.00	62,879.20
01 1200 111 008	SPED - SALARIES TEACHERS BSMS	313,075.00	18,006.29	101,424.25	32.40	211,650.75	0.00	211,650.75

Account Number	Account Description	Revised Budget	Expended During Month	Expenditures to Date	% of Budget	Balance at EOM	P/ O Outstanding	Unencumbered Balance
01 1200 112 000	SPED - SALARIES INSTR AIDES	20,887.00	5,031.35	30,013.11	143.69	(9,126.11)	0.00	(9,126.11)
01 1200 112 001	SPED - SALARIES INSTR AIDES BHS	76,352.00	6,062.35	32,108.83	42.05	44,243.17	0.00	44,243.17
01 1200 112 002	SPED - SALARIES INSTR AIDES BE	176,574.00	13,900.67	90,053.16	51.00	86,520.84	0.00	86,520.84
01 1200 112 003	SPED - SALARIES INSTR AIDES PC	154,286.00	13,208.79	70,259.68	45.54	84,026.32	0.00	84,026.32
01 1200 112 004	SPED - SALARIES INSTR AIDES HE	196,289.00	12,482.10	81,670.70	41.61	114,618.30	0.00	114,618.30
01 1200 112 005	SPED - SALARIES INSTR AIDES BMS	66,295.00	5,441.48	32,848.49	49.55	33,446.51	0.00	33,446.51
01 1200 112 006	SPED - SALARIES INSTR AIDES AP	144,933.00	11,381.50	72,907.56	50.30	72,025.44	0.00	72,025.44
01 1200 112 007	SPED - SALARIES INSTR AIDES SE	61,813.00	5,109.76	34,458.89	55.75	27,354.11	0.00	27,354.11
01 1200 112 008	SPED - SALARIES INSTR AIDES BSMS	107,140.00	12,460.10	68,723.71	64.14	38,416.29	0.00	38,416.29
01 1200 122 001	SPED - SUB AIDES BHS	2,178.00	0.00	0.00	0.00	2,178.00	0.00	2,178.00
01 1200 122 002	SPED - SUB AIDES BE	2,773.00	1,393.77	4,108.13	148.15	(1,335.13)	0.00	(1,335.13)
01 1200 122 003	SPED - SUB AIDES PC	8,511.00	727.29	2,147.50	25.23	6,363.50	0.00	6,363.50
01 1200 122 004	SPED - SUB AIDES HE	12,433.00	3,141.13	11,895.18	95.67	537.82	0.00	537.82
01 1200 122 005	SPED - SUB AIDES BMS	7,990.00	114.24	833.15	10.43	7,156.85	0.00	7,156.85
01 1200 122 006	SPED - SUB AIDES AP	15,066.00	352.76	5,073.26	33.67	9,992.74	0.00	9,992.74
01 1200 122 007	SPED - SUB AIDES SE	16,330.00	1,607.67	7,682.42	47.04	8,647.58	0.00	8,647.58
01 1200 122 008	SPED - SUB AIDES BSMS	430.00	0.00	0.00	0.00	430.00	0.00	430.00
01 1200 123 001	SPED - SUB TEACHERS BHS	15,006.00	3,462.26	6,592.64	43.93	8,413.36	0.00	8,413.36
01 1200 123 002	SPED - SUB TEACHERS BE	2,375.00	175.00	1,837.50	77.37	537.50	0.00	537.50
01 1200 123 003	SPED - SUB TEACHERS PC	16,248.00	262.50	2,975.00	18.31	13,273.00	0.00	13,273.00
01 1200 123 004	SPED - SUB TEACHERS HE	15,679.00	2,187.50	14,635.47	93.34	1,043.53	0.00	1,043.53
01 1200 123 005	SPED - SUB TEACHERS BMS	12,745.00	175.00	2,625.00	20.60	10,120.00	0.00	10,120.00
01 1200 123 006	SPED - SUB TEACHERS AP	10,165.00	2,294.81	4,662.31	45.87	5,502.69	0.00	5,502.69
01 1200 123 007	SPED - SUB TEACHERS SE	12,786.00	262.50	700.00	5.47	12,086.00	0.00	12,086.00
01 1200 123 008	SPED - SUB TEACHERS BSMS	9,932.00	2,060.00	9,720.00	97.87	212.00	0.00	212.00
01 1200 130 000	SPED - OT SALARIES NON-INSTR DIST	322.00	0.00	1.92	0.60	320.08	0.00	320.08
01 1200 132 004	SPED - OT SALARIES NON-INSTR HE	0.00	0.00	61.08	0.00	(61.08)	0.00	(61.08)
01 1200 132 006	SPED - OT SALARIES NON- INSTR AP	633.00	81.02	709.02	112.01	(76.02)	0.00	(76.02)
01 1200 132 008	SPED - OT SALARIES NON- INSTR BSMS	0.00	0.00	0.00	0.00	0.00	0.00	0.00
01 1200 150 000	SPED - ADD'L COMP NON-INSTR DIST	303.00	26.16	130.80	43.17	172.20	0.00	172.20
01 1200 151 000	SPED - ADD'L COMP TEACHERS DIST	1,607.00	40.08	200.40	12.47	1,406.60	0.00	1,406.60
01 1200 151 001	SPED - ADD'L COMP TEACHERS BHS	4,988.00	91.50	528.30	10.59	4,459.70	0.00	4,459.70
01 1200 151 002	SPED - ADD'L COMP TEACHERS BE	4,301.00	104.07	572.05	13.30	3,728.95	0.00	3,728.95
01 1200 151 003	SPED - ADD'L COMP TEACHERS PC	7,611.00	140.78	3,003.42	39.46	4,607.58	0.00	4,607.58
01 1200 151 004	SPED - ADD'L COMP TEACHERS HE	2,453.00	116.84	1,115.54	45.48	1,337.46	0.00	1,337.46
01 1200 151 005	SPED - ADD'L COMP TEACHERS BMS	6,019.00	96.99	371.67	6.17	5,647.33	0.00	5,647.33
01 1200 151 006	SPED - ADD'L COMP TEACHERS AP	5,349.00	65.97	866.40	16.20	4,482.60	0.00	4,482.60
01 1200 151 007	SPED - ADD'L COMP TEACHERS SE	1,868.00	49.50	833.94	44.64	1,034.06	0.00	1,034.06
01 1200 151 008	SPED - ADD'L COMP TEACHERS BSMS	1,754.00	162.07	481.49	27.45	1,272.51	0.00	1,272.51
01 1200 152 000	SPED - ADD'L COMP AIDES	4,898.00	1,583.03	9,584.88	195.69	(4,686.88)	0.00	(4,686.88)
01 1200 152 001	SPED - ADD'L COMP AIDES BHS	198.00	13.63	68.15	34.42	129.85	0.00	129.85
01 1200 152 002	SPED - ADD'L COMP AIDES BE	343.00	33.76	176.71	51.52	166.29	0.00	166.29
01 1200 152 003	SPED - ADD'L COMP AIDES PC	286.00	39.62	202.63	70.85	83.37	0.00	83.37
01 1200 152 004	SPED - ADD'L COMP AIDES HE	442.00	28.35	188.95	42.75	253.05	0.00	253.05
01 1200 152 005	SPED - ADD'L COMP AIDES BMS	0.00	13.95	69.75	0.00	(69.75)	0.00	(69.75)
01 1200 152 006	SPED - ADD'L COMP AIDES AP	132.00	24.75	141.11	106.90	(9.11)	0.00	(9.11)
01 1200 152 007	SPED - ADD'L COMP AIDES SE	114.00	9.08	62.60	54.91	51.40	0.00	51.40
01 1200 152 008	SPED - ADD'L COMP AIDES BSMS	256.00	23.60	162.33	63.41	93.67	0.00	93.67
01 1200 210 000	SPED - GROUP INS NON-INSTR DIST	45,010.00	2,459.00	12,295.00	27.32	32,715.00	0.00	32,715.00
01 1200 211 000	SPED - GROUP INS TEACHERS/PROF DIST	12,222.00	1,848.32	9,228.60	75.51	2,993.40	0.00	2,993.40
01 1200 211 001	SPED - GROUP INS TEACHERS BHS	137,320.00	12,971.08	64,855.40	47.23	72,464.60	0.00	72,464.60
01 1200 211 002	SPED - GROUP INS TEACHERS BE	45,039.00	5,373.44	26,867.20	59.65	18,171.80	0.00	18,171.80
01 1200 211 003	SPED - GROUP INS TEACHERS PC	79,390.00	6,086.28	30,431.40	38.33	48,958.60	0.00	48,958.60
01 1200 211 004	SPED - GROUP INS TEACHERS HE	119,399.00	6,762.12	33,810.60	28.32	85,588.40	0.00	85,588.40
01 1200 211 005	SPED - GROUP INS TEACHERS BMS	117,447.00	9,488.63	47,443.15	40.40	70,003.85	0.00	70,003.85

Account Number	Account Description	Revised Budget	Expended During Month	Expenditures to Date	% of Budget	Balance at EOM	P/ O Outstanding	Unencumbered Balance
01 1200 211 006	SPED - GROUP INS TEACHERS AP	88,985.00	6,736.90	33,684.50	37.85	55,300.50	0.00	55,300.50
01 1200 211 007	SPED - GROUP INS TEACHERS SE	14,956.00	915.07	4,575.35	30.59	10,380.65	0.00	10,380.65
01 1200 211 008	SPED - GROUP INS TEACHERS BSMS	69,429.00	4,768.16	23,840.80	34.34	45,588.20	0.00	45,588.20
01 1200 212 000	SPED - GROUP INS INSTR AIDES	0.00	8.40	42.00	0.00	(42.00)	0.00	(42.00)
01 1200 212 001	SPED - GROUP INS AIDES BHS	2,595.00	328.34	1,713.46	66.03	881.54	0.00	881.54
01 1200 212 002	SPED - GROUP INS AIDES BE	217.00	16.80	86.10	39.68	130.90	0.00	130.90
01 1200 212 003	SPED - GROUP INS AIDES PC	173.00	15.75	72.45	41.88	100.55	0.00	100.55
01 1200 212 004	SPED - GROUP INS AIDES HE	9,341.00	693.79	3,481.55	37.27	5,859.45	0.00	5,859.45
01 1200 212 005	SPED - GROUP INS AIDES BMS	0.00	4.20	29.40	0.00	(29.40)	0.00	(29.40)
01 1200 212 006	SPED - GROUP INS AIDES AP	4,721.00	349.06	1,749.99	37.07	2,971.01	0.00	2,971.01
01 1200 212 007	SPED - GROUP INS AIDES SE	0.00	4.13	36.96	0.00	(36.96)	0.00	(36.96)
01 1200 212 008	SPED - GROUP INS AIDES BSMS	131.00	12.60	65.10	49.69	65.90	0.00	65.90
01 1200 220 000	SPED - SOC SEC NON-INSTR DIST	12,026.00	969.27	4,754.38	39.53	7,271.62	0.00	7,271.62
01 1200 221 000	SPED - SOC SEC TEACHERS DIST	18,511.00	1,397.02	6,985.11	37.73	11,525.89	0.00	11,525.89
01 1200 221 001	SPED - SOC SEC TEACHERS BHS	44,115.00	3,151.14	15,761.13	35.73	28,353.87	0.00	28,353.87
01 1200 221 002	SPED - SOC SEC TEACHERS BE	14,972.00	1,620.96	8,122.55	54.25	6,849.45	0.00	6,849.45
01 1200 221 003	SPED - SOC SEC TEACHERS PC	17,803.00	1,659.75	8,504.11	47.77	9,298.89	0.00	9,298.89
01 1200 221 004	SPED - SOC SEC TEACHERS HE	23,104.00	1,833.79	9,209.61	39.86	13,894.39	0.00	13,894.39
01 1200 221 005	SPED - SOC SEC TEACHERS BMS	18,325.00	1,387.03	6,926.60	37.80	11,398.40	0.00	11,398.40
01 1200 221 006	SPED - SOC SEC TEACHERS AP	16,080.00	1,025.85	5,170.33	32.15	10,909.67	0.00	10,909.67
01 1200 221 007	SPED - SOC SEC TEACHERS SE	9,281.00	776.03	3,925.07	42.29	5,355.93	0.00	5,355.93
01 1200 221 008	SPED - SOC SEC TEACHERS BSMS	24,672.00	1,381.47	7,753.67	31.43	16,918.33	0.00	16,918.33
01 1200 222 000	SPED - SOC SEC INSTR AIDES	2,052.00	490.06	2,949.50	143.74	(897.50)	0.00	(897.50)
01 1200 222 001	SPED - SOC SEC AIDES BHS	6,136.00	464.58	2,460.28	40.10	3,675.72	0.00	3,675.72
01 1200 222 002	SPED - SOC SEC AIDES BE	14,027.00	1,172.60	7,216.90	51.45	6,810.10	0.00	6,810.10
01 1200 222 003	SPED - SOC SEC AIDES PC	12,672.00	1,069.13	5,554.60	43.83	7,117.40	0.00	7,117.40
01 1200 222 004	SPED - SOC SEC AIDES HE	16,206.00	1,194.56	7,162.94	44.20	9,043.06	0.00	9,043.06
01 1200 222 005	SPED - SOC SEC AIDES BMS	5,722.00	425.15	2,577.33	45.04	3,144.67	0.00	3,144.67
01 1200 222 006	SPED - SOC SEC AIDES AP	12,419.00	905.52	6,029.28	48.55	6,389.72	0.00	6,389.72
01 1200 222 007	SPED - SOC SEC AIDES SE	5,960.00	514.60	3,228.62	54.17	2,731.38	0.00	2,731.38
01 1200 222 008	SPED - SOC SEC AIDES BSMS	8,430.00	955.00	5,269.84	62.51	3,160.16	0.00	3,160.16
01 1200 223 001	SPED - SOC SEC SUB TEACHERS BHS	1,025.00	264.88	504.18	49.19	520.82	0.00	520.82
01 1200 223 002	SPED - SOC SEC SUB TEACHERS BE	162.00	13.40	140.53	86.75	21.47	0.00	21.47
01 1200 223 003	SPED - SOC SEC SUB TEACHERS PC	1,110.00	20.09	227.65	20.51	882.35	0.00	882.35
01 1200 223 004	SPED - SOC SEC SUB TEACHERS HE	1,071.00	167.38	1,119.57	104.54	(48.57)	0.00	(48.57)
01 1200 223 005	SPED - SOC SEC SUB TEACHERS BMS	871.00	13.39	200.87	23.06	670.13	0.00	670.13
01 1200 223 006	SPED - SOC SEC SUB TEACHERS AP	695.00	175.56	356.74	51.33	338.26	0.00	338.26
01 1200 223 007	SPED - SOC SEC SUB TEACHERS SE	874.00	20.09	53.58	6.13	820.42	0.00	820.42
01 1200 223 008	SPED - SOC SEC SUB TEACHERS BSMS	679.00	157.61	743.65	109.52	(64.65)	0.00	(64.65)
01 1200 230 000	SPED - RETIREMENT NON-INSTR DIST	9,355.00	890.37	4,363.48	46.64	4,991.52	0.00	4,991.52
01 1200 231 000	SPED - RETIREMENT TEACHERS DIST	14,608.00	1,339.30	6,696.50	45.84	7,911.50	0.00	7,911.50
01 1200 231 001	SPED - RETIREMENT TEACHERS BHS	34,932.00	3,069.13	15,350.81	43.94	19,581.19	0.00	19,581.19
01 1200 231 002	SPED - RETIREMENT TEACHERS BE	12,162.00	1,578.99	7,898.72	64.95	4,263.28	0.00	4,263.28
01 1200 231 003	SPED - RETIREMENT TEACHERS PC	13,510.00	1,577.44	7,852.28	58.12	5,657.72	0.00	5,657.72
01 1200 231 004	SPED - RETIREMENT TEACHERS HE	18,475.00	1,735.34	8,715.75	47.18	9,759.25	0.00	9,759.25
01 1200 231 005	SPED - RETIREMENT TEACHERS BMS	14,665.00	1,352.28	6,753.08	46.05	7,911.92	0.00	7,911.92
01 1200 231 006	SPED - RETIREMENT TEACHERS AP	13,310.00	1,047.63	5,277.59	39.65	8,032.41	0.00	8,032.41
01 1200 231 007	SPED - RETIREMENT TEACHERS SE	6,987.00	709.60	3,591.11	51.40	3,395.89	0.00	3,395.89
01 1200 231 008	SPED - RETIREMENT TEACHERS BSMS	19,482.00	1,331.51	7,470.75	38.35	12,011.25	0.00	12,011.25
01 1200 232 000	SPED - RETIREMENT INSTR AIDES	1,621.00	485.44	2,906.88	179.33	(1,285.88)	0.00	(1,285.88)
01 1200 232 001	SPED - RETIREMENT AIDES BHS	4,739.00	445.58	2,360.00	49.80	2,379.00	0.00	2,379.00
01 1200 232 002	SPED - RETIREMENT AIDES BE	10,748.00	1,021.70	6,618.91	61.58	4,129.09	0.00	4,129.09
01 1200 232 003	SPED - RETIREMENT AIDES PC	9,558.00	970.85	5,162.67	54.01	4,395.33	0.00	4,395.33
01 1200 232 004	SPED - RETIREMENT AIDES HE	12,172.00	1,028.35	6,364.30	52.29	5,807.70	0.00	5,807.70
01 1200 232 005	SPED - RETIREMENT AIDES BMS	3,779.00	357.96	2,130.44	56.38	1,648.56	0.00	1,648.56

Account Number	Account Description	Revised Budget	Expended During Month	Expenditures to Date	% of Budget	Balance at EOM	P/ O Outstanding	Unencumbered Balance
01 1300 222 006	SUMM SCHOOL - SOC SEC AIDES AP	0.00	0.00	0.00	0.00	0.00	0.00	0.00
01 1300 222 007	SUMM SCHOOL - SOC SEC AIDES SE	710.00	0.00	0.00	0.00	710.00	0.00	710.00
01 1300 222 008	SUMM SCHOOL - SOC SEC AIDES BSMS	0.00	0.00	0.00	0.00	0.00	0.00	0.00
01 1300 231 001	SUMM SCHOOL - RETIREMENT TEACHERS BHS	1,089.00	0.00	0.00	0.00	1,089.00	0.00	1,089.00
01 1300 231 002	SUMM SCHOOL - RETIREMENT TEACHERS BE	2,275.00	0.00	7.31	0.32	2,267.69	0.00	2,267.69
01 1300 231 003	SUMM SCHOOL - RETIREMENT TEACHERS PC	0.00	0.00	0.00	0.00	0.00	0.00	0.00
01 1300 231 004	SUMM SCHOOL - RETIREMENT TEACHERS HE	0.00	0.00	0.00	0.00	0.00	0.00	0.00
01 1300 231 005	SUMM SCHOOL - RETIREMENT TEACHERS BMS	1,212.00	0.00	0.00	0.00	1,212.00	0.00	1,212.00
01 1300 231 006	SUMM SCHOOL - RETIREMENT TEACHERS AP	0.00	0.00	0.00	0.00	0.00	0.00	0.00
01 1300 231 007	SUMM SCHOOL - RETIREMENT TEACHERS SE	2,976.00	0.00	0.00	0.00	2,976.00	0.00	2,976.00
01 1300 231 008	SUMM SCHOOL - RETIREMENT TEACHERS BSMS	0.00	0.00	0.00	0.00	0.00	0.00	0.00
01 1300 232 001	SUMM SCHOOL - RETIREMENT AIDES BHS	208.00	0.00	0.00	0.00	208.00	0.00	208.00
01 1300 232 002	SUMM SCHOOL - RETIREMENT AIDES BE	458.00	0.00	0.00	0.00	458.00	0.00	458.00
01 1300 232 003	SUMM SCHOOL - RETIREMENT AIDES PC	0.00	0.00	0.00	0.00	0.00	0.00	0.00
01 1300 232 004	SUMM SCHOOL - RETIREMENT AIDES HE	0.00	0.00	0.00	0.00	0.00	0.00	0.00
01 1300 232 005	SUMM SCHOOL - RETIREMENT AIDES BMS	0.00	0.00	0.00	0.00	0.00	0.00	0.00
01 1300 232 006	SUMM SCHOOL - RETIREMENT AIDES AP	0.00	0.00	0.00	0.00	0.00	0.00	0.00
01 1300 232 007	SUMM SCHOOL - RETIREMENT AIDES SE	472.00	0.00	0.00	0.00	472.00	0.00	472.00
01 1300 232 008	SUMM SCHOOL - RETIREMENT AIDES BSMS	0.00	0.00	0.00	0.00	0.00	0.00	0.00
01 1300 237 001	SUMM SCHOOL - INCR RET CONTR BHS	129.00	0.00	0.00	0.00	129.00	0.00	129.00
01 1300 237 002	SUMM SCHOOL - INCR RET CONTR BE	285.00	0.00	0.73	0.26	284.27	0.00	284.27
01 1300 237 003	SUMM SCHOOL - INCR RET CONTR PC	0.00	0.00	0.00	0.00	0.00	0.00	0.00
01 1300 237 004	SUMM SCHOOL - INCR RET CONTR HE	0.00	0.00	0.00	0.00	0.00	0.00	0.00
01 1300 237 005	SUMM SCHOOL - INCR RET CONTR BMS	146.00	0.00	0.00	0.00	146.00	0.00	146.00
01 1300 237 006	SUMM SCHOOL - INCR RET CONTR AP	0.00	0.00	0.00	0.00	0.00	0.00	0.00
01 1300 237 007	SUMM SCHOOL - INCR RET CONTR SE	360.00	0.00	0.00	0.00	360.00	0.00	360.00
01 1300 237 008	SUMM SCHOOL - INCR RET CONTR BSMS	0.00	0.00	0.00	0.00	0.00	0.00	0.00
01 1300 580 001	SUMM SCHOOL - TRAVEL & MILEAGE BHS	0.00	0.00	0.00	0.00	0.00	0.00	0.00
01 1300 610 001	SUMM SCHOOL - SUPPLIES BHS	0.00	0.00	0.00	0.00	0.00	0.00	0.00
01 1300 610 002	SUMM SCHOOL - SUPPLIES BE	429.00	0.00	0.00	0.00	429.00	0.00	429.00
01 1300 610 003	SUMM SCHOOL - SUPPLIES PC	2,616.00	0.00	0.00	0.00	2,616.00	0.00	2,616.00
01 1300 610 004	SUMM SCHOOL - SUPPLIES HE	121.00	0.00	0.00	0.00	121.00	0.00	121.00
01 1300 610 005	SUMM SCHOOL - SUPPLIES BMS	0.00	0.00	0.00	0.00	0.00	0.00	0.00
01 1300 610 006	SUMM SCHOOL - SUPPLIES AP	0.00	0.00	0.00	0.00	0.00	0.00	0.00
01 1300 610 007	SUMM SCHOOL - SUPPLIES SE	678.00	0.00	0.00	0.00	678.00	0.00	678.00
01 1300 610 008	SUMM SCHOOL - SUPPLIES BSMS	1,603.00	0.00	0.00	0.00	1,603.00	0.00	1,603.00
01 1300 640 001	SUMM SCHOOL - BOOKS & PER BHS	0.00	0.00	0.00	0.00	0.00	0.00	0.00
01 1300 640 002	SUMM SCHOOL - BOOKS & PER BE	0.00	0.00	0.00	0.00	0.00	0.00	0.00
01 1300 640 003	SUMM SCHOOL - BOOKS & PER PC	0.00	0.00	0.00	0.00	0.00	0.00	0.00
01 1300 640 004	SUMM SCHOOL - BOOKS & PER HE	0.00	0.00	0.00	0.00	0.00	0.00	0.00
01 1300 640 005	SUMM SCHOOL - BOOKS & PER BMS	0.00	0.00	0.00	0.00	0.00	0.00	0.00
01 1300 640 006	SUMM SCHOOL - BOOKS & PER AP	0.00	0.00	0.00	0.00	0.00	0.00	0.00
01 1300 640 007	SUMM SCHOOL - BOOKS & PER SE	0.00	0.00	0.00	0.00	0.00	0.00	0.00
01 1300 640 008	SUMM SCHOOL - BOOKS & PER BSMS	0.00	0.00	0.00	0.00	0.00	0.00	0.00
01 1300 810 001	SUMM SCHOOL - DUES & FEES BHS	0.00	0.00	0.00	0.00	0.00	0.00	0.00
01 1300 810 002	SUMM SCHOOL - DUES & FEES BE	0.00	0.00	0.00	0.00	0.00	0.00	0.00
01 1300 810 003	SUMM SCHOOL - DUES & FEES PC	0.00	0.00	0.00	0.00	0.00	0.00	0.00
01 1300 810 004	SUMM SCHOOL - DUES & FEES HE	0.00	0.00	0.00	0.00	0.00	0.00	0.00
01 1300 810 005	SUMM SCHOOL - DUES & FEES BMS	0.00	0.00	0.00	0.00	0.00	0.00	0.00
01 1300 810 006	SUMM SCHOOL - DUES & FEES AP	0.00	0.00	0.00	0.00	0.00	0.00	0.00
01 1300 810 007	SUMM SCHOOL - DUES & FEES SE	0.00	0.00	0.00	0.00	0.00	0.00	0.00
01 1300 810 008	SUMM SCHOOL - DUES & FEES BSMS	0.00	0.00	0.00	0.00	0.00	0.00	0.00
1300	SUMMER SCHOOL	171,894.00	0.00	115.07	0.07	171,778.93	0.00	171,778.93
2120	GUIDANCE SERVICES							
01 2120 110 001	GUIDANCE - SALARIES NON-INSTR BHS	37,109.00	2,439.57	16,062.01	43.28	21,046.99	0.00	21,046.99

Account Number	Account Description	Revised Budget	Expended During Month	Expenditures to Date	% of Budget	Balance at EOM	P/ O Outstanding	Unencumbered Balance
01 2120 110 005	GUIDANCE - SALARIES NON-INSTR BMS	0.00	0.00	0.00	0.00	0.00	0.00	0.00
01 2120 111 001	GUIDANCE - SALARIES TEACHERS BHS	242,896.00	21,679.89	108,399.45	44.63	134,496.55	0.00	134,496.55
01 2120 111 002	GUIDANCE - SALARIES TEACHERS BE	62,939.00	6,202.74	31,013.70	49.28	31,925.30	0.00	31,925.30
01 2120 111 003	GUIDANCE - SALARIES TEACHERS PC	117,831.00	9,835.28	49,176.40	41.73	68,654.60	0.00	68,654.60
01 2120 111 004	GUIDANCE - SALARIES TEACHERS HE	62,583.00	6,031.39	30,156.95	48.19	32,426.05	0.00	32,426.05
01 2120 111 005	GUIDANCE - SALARIES TEACHERS BMS	82,174.00	7,527.70	37,638.50	45.80	44,535.50	0.00	44,535.50
01 2120 111 006	GUIDANCE - SALARIES TEACHERS AP	52,294.00	4,523.54	22,617.70	43.25	29,676.30	0.00	29,676.30
01 2120 111 007	GUIDANCE - SALARIES TEACHERS SE	62,076.00	5,208.93	26,044.65	41.96	36,031.35	0.00	36,031.35
01 2120 111 008	GUIDANCE - SALARIES TEACHERS BSMS	163,917.00	15,055.40	71,764.53	43.78	92,152.47	0.00	92,152.47
01 2120 130 001	GUIDANCE - OT SALARIES NON-INSTR BHS	197.00	0.00	16.97	8.61	180.03	0.00	180.03
01 2120 130 005	GUIDANCE - OT SALARIES NON-INSTR BMS	0.00	0.00	0.00	0.00	0.00	0.00	0.00
01 2120 150 001	GUIDANCE - ADD'L COMP NON-INSTR BHS	0.00	7.56	37.80	0.00	(37.80)	0.00	(37.80)
01 2120 150 005	GUIDANCE - ADD'L COMP NON-INSTR BMS	0.00	0.00	0.00	0.00	0.00	0.00	0.00
01 2120 151 001	GUIDANCE - ADD'L COMP TEACHERS BHS	541.00	48.97	244.85	45.26	296.15	0.00	296.15
01 2120 151 002	GUIDANCE - ADD'L COMP TEACHERS BE	160.00	13.65	68.25	42.66	91.75	0.00	91.75
01 2120 151 003	GUIDANCE - ADD'L COMP TEACHERS PC	512.00	252.82	315.86	61.69	196.14	0.00	196.14
01 2120 151 004	GUIDANCE - ADD'L COMP TEACHERS HE	160.00	13.27	66.35	41.47	93.65	0.00	93.65
01 2120 151 005	GUIDANCE - ADD'L COMP TEACHERS BMS	199.00	16.56	82.80	41.61	116.20	0.00	116.20
01 2120 151 006	GUIDANCE - ADD'L COMP TEACHERS AP	116.00	9.95	49.75	42.89	66.25	0.00	66.25
01 2120 151 007	GUIDANCE - ADD'L COMP TEACHERS SE	291.00	11.46	57.30	19.69	233.70	0.00	233.70
01 2120 151 008	GUIDANCE - ADD'L COMP TEACHERS BSMS	398.00	33.12	165.60	41.61	232.40	0.00	232.40
01 2120 152 001	GUIDANCE - ADD'L COMP AIDES BHS	0.00	0.00	0.00	0.00	0.00	0.00	0.00
01 2120 152 005	GUIDANCE - ADD'L COMP AIDES BMS	0.00	0.00	0.00	0.00	0.00	0.00	0.00
01 2120 210 001	GUIDANCE - GROUP INS NON-INSTR BHS	12,195.00	912.97	4,564.85	37.43	7,630.15	0.00	7,630.15
01 2120 210 005	GUIDANCE - GROUP INS NON-INSTR BMS	0.00	0.00	0.00	0.00	0.00	0.00	0.00
01 2120 211 001	GUIDANCE - GROUP INS TEACHERS BHS	47,850.00	2,523.51	12,617.55	26.37	35,232.45	0.00	35,232.45
01 2120 211 002	GUIDANCE - GROUP INS TEACHERS BE	25,896.00	2,456.90	12,284.50	47.44	13,611.50	0.00	13,611.50
01 2120 211 003	GUIDANCE - GROUP INS TEACHERS PC	30,137.00	2,458.49	12,292.45	40.79	17,844.55	0.00	17,844.55
01 2120 211 004	GUIDANCE - GROUP INS TEACHERS HE	25,896.00	2,456.90	12,284.50	47.44	13,611.50	0.00	13,611.50
01 2120 211 005	GUIDANCE - GROUP INS TEACHERS BMS	27,244.00	2,456.90	12,284.50	45.09	14,959.50	0.00	14,959.50
01 2120 211 006	GUIDANCE - GROUP INS TEACHERS AP	11,057.00	912.97	4,564.85	41.28	6,492.15	0.00	6,492.15
01 2120 211 007	GUIDANCE - GROUP INS TEACHERS SE	11,353.00	912.97	4,564.85	40.21	6,788.15	0.00	6,788.15
01 2120 211 008	GUIDANCE - GROUP INS TEACHERS BSMS	22,009.00	3,480.35	17,401.75	79.07	4,607.25	0.00	4,607.25
01 2120 220 001	GUIDANCE - SOC SEC NON-INSTR BHS	2,915.00	223.05	1,412.18	48.45	1,502.82	0.00	1,502.82
01 2120 220 005	GUIDANCE - SOC SEC NON-INSTR BMS	0.00	0.00	0.00	0.00	0.00	0.00	0.00
01 2120 221 001	GUIDANCE - SOC SEC TEACHERS BHS	19,039.00	1,674.98	8,374.89	43.99	10,664.11	0.00	10,664.11
01 2120 221 002	GUIDANCE - SOC SEC TEACHERS BE	4,848.00	437.68	2,188.41	45.14	2,659.59	0.00	2,659.59
01 2120 221 003	GUIDANCE - SOC SEC TEACHERS PC	9,376.00	775.68	3,805.88	40.59	5,570.12	0.00	5,570.12
01 2120 221 004	GUIDANCE - SOC SEC TEACHERS HE	4,886.00	452.27	2,261.36	46.28	2,624.64	0.00	2,624.64
01 2120 221 005	GUIDANCE - SOC SEC TEACHERS BMS	6,350.00	568.44	2,842.20	44.76	3,507.80	0.00	3,507.80
01 2120 221 006	GUIDANCE - SOC SEC TEACHERS AP	4,093.00	346.32	1,731.60	42.31	2,361.40	0.00	2,361.40
01 2120 221 007	GUIDANCE - SOC SEC TEACHERS SE	4,873.00	394.41	1,972.01	40.47	2,900.99	0.00	2,900.99
01 2120 221 008	GUIDANCE - SOC SEC TEACHERS BSMS	13,222.00	1,143.97	5,451.17	41.23	7,770.83	0.00	7,770.83
01 2120 230 001	GUIDANCE - RETIREMENT NON-INSTR BHS	2,310.00	179.31	1,181.81	51.16	1,128.19	0.00	1,128.19
01 2120 230 005	GUIDANCE - RETIREMENT NON-INSTR BMS	0.00	0.00	0.00	0.00	0.00	0.00	0.00
01 2120 231 001	GUIDANCE - RETIREMENT TEACHERS BHS	15,052.00	1,593.48	7,967.39	52.93	7,084.61	0.00	7,084.61
01 2120 231 002	GUIDANCE - RETIREMENT TEACHERS BE	3,899.00	455.90	2,279.50	58.46	1,619.50	0.00	1,619.50
01 2120 231 003	GUIDANCE - RETIREMENT TEACHERS PC	7,321.00	740.31	3,631.86	49.61	3,689.14	0.00	3,689.14
01 2120 231 004	GUIDANCE - RETIREMENT TEACHERS HE	3,877.00	443.31	2,216.55	57.17	1,660.45	0.00	1,660.45
01 2120 231 005	GUIDANCE - RETIREMENT TEACHERS BMS	5,093.00	553.29	2,766.45	54.32	2,326.55	0.00	2,326.55
01 2120 231 006	GUIDANCE - RETIREMENT TEACHERS AP	3,240.00	332.48	1,662.40	51.31	1,577.60	0.00	1,577.60
01 2120 231 007	GUIDANCE - RETIREMENT TEACHERS SE	3,846.00	382.85	1,914.29	49.77	1,931.71	0.00	1,931.71
01 2120 231 008	GUIDANCE - RETIREMENT TEACHERS BSMS	10,154.00	1,106.58	5,274.73	51.95	4,879.27	0.00	4,879.27
01 2120 237 001	GUIDANCE - INCR RET CONTR BHS	5,204.00	176.08	908.71	17.46	4,295.29	0.00	4,295.29
01 2120 237 002	GUIDANCE - INCR RET CONTR BE	1,186.00	45.28	226.40	19.09	959.60	0.00	959.60

Account Number	Account Description	Revised Budget	Expended During Month	Expenditures to Date	% of Budget	Balance at EOM	P/ O Outstanding	Unencumbered Balance
01 2120 237 003	GUIDANCE - INCR RET CONTR PC	2,220.00	73.53	360.73	16.25	1,859.27	0.00	1,859.27
01 2120 237 004	GUIDANCE - INCR RET CONTR HE	1,179.00	44.03	220.15	18.67	958.85	0.00	958.85
01 2120 237 005	GUIDANCE - INCR RET CONTR BMS	1,541.00	54.96	274.80	17.83	1,266.20	0.00	1,266.20
01 2120 237 006	GUIDANCE - INCR RET CONTR AP	981.00	33.02	165.10	16.83	815.90	0.00	815.90
01 2120 237 007	GUIDANCE - INCR RET CONTR SE	1,165.00	38.02	190.12	16.32	974.88	0.00	974.88
01 2120 237 008	GUIDANCE - INCR RET CONTR BSMS	3,047.00	109.92	523.94	17.20	2,523.06	0.00	2,523.06
01 2120 280 001	GUIDANCE - HEALTH BEN NON-INSTR BHS	0.00	475.00	2,375.00	0.00	(2,375.00)	0.00	(2,375.00)
01 2120 280 005	GUIDANCE - HEALTH BEN NON-INSTR BMS	0.00	0.00	0.00	0.00	0.00	0.00	0.00
01 2120 281 001	GUIDANCE - HEALTH BEN TEACHERS BHS	4,700.00	412.59	2,062.95	43.89	2,637.05	0.00	2,637.05
01 2120 281 002	GUIDANCE - HEALTH BEN TEACHERS BE	0.00	0.00	0.00	0.00	0.00	0.00	0.00
01 2120 281 003	GUIDANCE - HEALTH BEN TEACHERS PC	3,115.00	248.26	1,241.30	39.85	1,873.70	0.00	1,873.70
01 2120 281 004	GUIDANCE - HEALTH BEN TEACHERS HE	0.00	0.00	0.00	0.00	0.00	0.00	0.00
01 2120 281 005	GUIDANCE - HEALTH BEN TEACHERS BMS	0.00	0.00	0.00	0.00	0.00	0.00	0.00
01 2120 281 006	GUIDANCE - HEALTH BEN TEACHERS AP	0.00	0.00	0.00	0.00	0.00	0.00	0.00
01 2120 281 007	GUIDANCE - HEALTH BEN TEACHERS SE	0.00	0.00	0.00	0.00	0.00	0.00	0.00
01 2120 281 008	GUIDANCE - HEALTH BEN TEACHERS BSMS	5,222.00	0.00	0.00	0.00	5,222.00	0.00	5,222.00
01 2120 320 001	GUIDANCE - PROF ED SERVICES BHS	0.00	3,360.00	7,105.00	0.00	(7,105.00)	0.00	(7,105.00)
01 2120 320 002	GUIDANCE - PROF ED SERVICES BE	0.00	510.00	960.00	0.00	(960.00)	0.00	(960.00)
01 2120 320 003	GUIDANCE - PROF ED SERVICES PC	0.00	660.00	2,010.00	0.00	(2,010.00)	0.00	(2,010.00)
01 2120 320 004	GUIDANCE - PROF ED SERVICES HE	0.00	810.00	2,220.00	0.00	(2,220.00)	0.00	(2,220.00)
01 2120 320 005	GUIDANCE - PROF ED SERVICES BMS	0.00	1,610.00	3,605.00	0.00	(3,605.00)	0.00	(3,605.00)
01 2120 320 006	GUIDANCE - PROF ED SERVICES AP	0.00	1,785.00	4,147.50	0.00	(4,147.50)	0.00	(4,147.50)
01 2120 320 007	GUIDANCE - PROF ED SERVICES SE	0.00	1,750.00	4,795.00	0.00	(4,795.00)	0.00	(4,795.00)
01 2120 320 008	GUIDANCE - PROF ED SERVICES BSMS	0.00	735.00	1,645.00	0.00	(1,645.00)	0.00	(1,645.00)
01 2120 580 001	GUIDANCE - TRAVEL & MILEAGE BHS	333.00	0.00	0.00	0.00	333.00	0.00	333.00
01 2120 580 002	GUIDANCE - TRAVEL & MILEAGE BE	307.00	0.00	0.00	0.00	307.00	0.00	307.00
01 2120 580 003	GUIDANCE - TRAVEL & MILEAGE PC	0.00	0.00	0.00	0.00	0.00	0.00	0.00
01 2120 580 004	GUIDANCE - TRAVEL & MILEAGE HE	0.00	0.00	0.00	0.00	0.00	0.00	0.00
01 2120 580 005	GUIDANCE - TRAVEL & MILEAGE BMS	0.00	0.00	0.00	0.00	0.00	0.00	0.00
01 2120 580 006	GUIDANCE - TRAVEL & MILEAGE AP	0.00	0.00	0.00	0.00	0.00	0.00	0.00
01 2120 580 007	GUIDANCE - TRAVEL & MILEAGE SE	0.00	0.00	0.00	0.00	0.00	0.00	0.00
01 2120 580 008	GUIDANCE - TRAVEL & MILEAGE BSMS	0.00	0.00	0.00	0.00	0.00	0.00	0.00
01 2120 590 001	GUIDANCE - PURCHASED SERVICES BHS	23,392.00	462.04	929.08	3.97	22,462.92	0.00	22,462.92
01 2120 590 002	GUIDANCE - PURCHASED SERVICES BE	15,058.00	462.04	929.08	6.17	14,128.92	0.00	14,128.92
01 2120 590 003	GUIDANCE - PURCHASED SERVICES PC	16,253.00	462.04	929.07	5.72	15,323.93	0.00	15,323.93
01 2120 590 004	GUIDANCE - PURCHASED SERVICES HE	15,681.00	462.04	929.07	5.92	14,751.93	0.00	14,751.93
01 2120 590 005	GUIDANCE - PURCHASED SERVICES BMS	16,721.00	462.04	929.07	5.56	15,791.93	0.00	15,791.93
01 2120 590 006	GUIDANCE - PURCHASED SERVICES AP	18,274.00	462.04	929.07	5.08	17,344.93	0.00	17,344.93
01 2120 590 007	GUIDANCE - PURCHASED SERVICES SE	18,566.00	462.03	929.06	5.00	17,636.94	0.00	17,636.94
01 2120 590 008	GUIDANCE - PURCHASED SERVICES BSMS	12,599.00	462.03	929.06	7.37	11,669.94	0.00	11,669.94
01 2120 610 001	GUIDANCE - SUPPLIES BHS	319.00	0.00	106.44	33.37	212.56	0.00	212.56
01 2120 610 001 611	GUIDANCE - TESTING SUPPLIES SUPPLIES BHS	15,568.00	0.00	0.00	0.00	15,568.00	0.00	15,568.00
01 2120 610 002	GUIDANCE - SUPPLIES BE	3,472.00	0.00	414.35	11.93	3,057.65	0.00	3,057.65
01 2120 610 002 611	GUIDANCE - TESTING SUPPLIES BE	0.00	0.00	0.00	0.00	0.00	0.00	0.00
01 2120 610 003	GUIDANCE - SUPPLIES PC	433.00	0.00	279.29	64.50	153.71	0.00	153.71
01 2120 610 003 611	GUIDANCE - TESTING SUPPLIES PC	594.00	0.00	0.00	0.00	594.00	0.00	594.00
01 2120 610 004	GUIDANCE - SUPPLIES HE	3,149.00	0.00	241.29	7.66	2,907.71	0.00	2,907.71
01 2120 610 004 611	GUIDANCE - TESTING SUPPLIES HE	0.00	0.00	0.00	0.00	0.00	0.00	0.00
01 2120 610 005	GUIDANCE - SUPPLIES BMS	3,285.00	329.71	1,592.44	48.48	1,692.56	0.00	1,692.56
01 2120 610 005 611	GUIDANCE - TESTING SUPPLIES BMS	0.00	0.00	0.00	0.00	0.00	0.00	0.00
01 2120 610 006	GUIDANCE - SUPPLIES AP	2,027.00	18.69	66.58	3.28	1,960.42	0.00	1,960.42
01 2120 610 006 611	GUIDANCE - TESTING SUPPLIES AP	0.00	0.00	0.00	0.00	0.00	0.00	0.00
01 2120 610 007	GUIDANCE - SUPPLIES SE	1,792.00	0.00	575.47	32.11	1,216.53	0.00	1,216.53
01 2120 610 007 611	GUIDANCE - TESTING SUPPLIES SE	0.00	0.00	0.00	0.00	0.00	0.00	0.00
01 2120 610 008	GUIDANCE - SUPPLIES BSMS	8,647.00	647.69	5,307.28	61.72	3,339.72	29.99	3,309.73

Account Number	Account Description	Revised Budget	Expended During Month	Expenditures to Date	% of Budget	Balance at EOM	P/ O Outstanding	Unencumbered Balance
01 2120 610 008 611	GUIDANCE - TESTING SUPPLIES BSMS	0.00	0.00	0.00	0.00	0.00	0.00	0.00
01 2120 733 001	GUIDANCE - FURN & EQUIP BHS	0.00	0.00	0.00	0.00	0.00	0.00	0.00
01 2120 733 002	GUIDANCE - FURN & EQUIP BE	0.00	0.00	0.00	0.00	0.00	0.00	0.00
01 2120 733 003	GUIDANCE - FURN & EQUIP PC	0.00	0.00	0.00	0.00	0.00	0.00	0.00
01 2120 733 004	GUIDANCE - FURN & EQUIP HE	175.00	0.00	0.00	0.00	175.00	0.00	175.00
01 2120 733 005	GUIDANCE - FURN & EQUIP BMS	0.00	0.00	0.00	0.00	0.00	0.00	0.00
01 2120 733 006	GUIDANCE - FURN & EQUIP AP	0.00	0.00	0.00	0.00	0.00	0.00	0.00
01 2120 733 007	GUIDANCE - FURN & EQUIP SE	0.00	0.00	0.00	0.00	0.00	0.00	0.00
01 2120 733 008	GUIDANCE - FURN & EQUIP BSMS	120.00	0.00	0.00	0.00	120.00	0.00	120.00
01 2120 734 001	GUIDANCE - HARDWARE BHS	0.00	0.00	0.00	0.00	0.00	0.00	0.00
01 2120 734 005	GUIDANCE - HARDWARE BMS	0.00	0.00	0.00	0.00	0.00	0.00	0.00
01 2120 810 001	GUIDANCE - DUES & FEES HS	4,437.00	0.00	3,830.60	86.78	606.40	20.00	586.40
01 2120 810 002	GUIDANCE - DUES & FEES BE	477.00	0.00	2,805.00	588.05	(2,328.00)	0.00	(2,328.00)
01 2120 810 003	GUIDANCE - DUES & FEES PC	291.00	0.00	3,096.00	1,063.92	(2,805.00)	0.00	(2,805.00)
01 2120 810 004	GUIDANCE - DUES & FEES HE	227.00	0.00	2,676.00	1,178.85	(2,449.00)	0.00	(2,449.00)
01 2120 810 005	GUIDANCE - DUES & FEES BMS	0.00	0.00	2,676.00	0.00	(2,676.00)	0.00	(2,676.00)
01 2120 810 006	GUIDANCE - DUES & FEES AP	179.00	0.00	2,886.00	1,612.29	(2,707.00)	0.00	(2,707.00)
01 2120 810 007	GUIDANCE - DUES & FEES SE	538.00	0.00	3,015.00	560.41	(2,477.00)	0.00	(2,477.00)
01 2120 810 008	GUIDANCE - DUES & FEES BSMS	0.00	0.00	2,676.00	0.00	(2,676.00)	0.00	(2,676.00)
01 2120 890 005	GUIDANCE - OTHER MISC BMS	506.00	0.00	0.00	0.00	506.00	0.00	506.00
01 2120 890 008	GUIDANCE - OTHER MISC BSMS	0.00	0.00	0.00	0.00	0.00	0.00	0.00
2120	GUIDANCE SERVICES	1,437,404.00	126,911.15	620,486.90	43.17	816,917.10	49.99	816,867.11
2130	HEALTH SERVICES							
01 2130 110 002	HEALTH SERV - SALARIES NON-INSTR BE	22,616.00	1,854.03	10,850.30	47.98	11,765.70	0.00	11,765.70
01 2130 110 003	HEALTH SERV - SALARIES NON-INSTR PC	0.00	0.00	0.00	0.00	0.00	0.00	0.00
01 2130 110 004	HEALTH SERV - SALARIES NON-INSTR HE	23,072.00	1,772.16	10,223.00	44.31	12,849.00	0.00	12,849.00
01 2130 110 006	HEALTH SERV - SALARIES NON-INSTR AP	507.00	1,713.79	9,407.98	1,855.62	(8,900.98)	0.00	(8,900.98)
01 2130 110 007	HEALTH SERV - SALARIES NON-INSTR SE	24,269.00	1,962.30	12,503.14	51.52	11,765.86	0.00	11,765.86
01 2130 130 003	HEALTH SERV - OT SALARIES NON-INSTR PC	0.00	0.00	0.00	0.00	0.00	0.00	0.00
01 2130 130 006	HEALTH SERV - OT SALARIES NON-INSTR AP	0.00	0.00	0.00	0.00	0.00	0.00	0.00
01 2130 130 007	HEALTH SERV - OT SALARIES NON-INSTR SE	0.00	0.00	84.69	0.00	(84.69)	0.00	(84.69)
01 2130 150 002	HEALTH SERV - ADD'L COMP NON-INSTR BE	0.00	4.61	23.05	0.00	(23.05)	0.00	(23.05)
01 2130 150 003	HEALTH SERV - ADD'L COMP NON-INSTR PC	0.00	0.00	0.00	0.00	0.00	0.00	0.00
01 2130 150 004	HEALTH SERV - ADD'L COMP NON-INSTR HE	0.00	4.80	24.00	0.00	(24.00)	0.00	(24.00)
01 2130 150 006	HEALTH SERV - ADD'L COMP NON-INSTR AP	0.00	9.22	32.06	0.00	(32.06)	0.00	(32.06)
01 2130 150 007	HEALTH SERV - ADD'L COMP NON-INSTR SE	0.00	4.67	41.81	0.00	(41.81)	0.00	(41.81)
01 2130 210 002	HEALTH SERV - GROUP INS NON-INSTR BE	0.00	2.10	10.50	0.00	(10.50)	0.00	(10.50)
01 2130 210 003	HEALTH SERV - GROUP INS NON-INSTR PC	0.00	0.00	0.00	0.00	0.00	0.00	0.00
01 2130 210 004	HEALTH SERV - GROUP INS NON-INSTR HE	0.00	2.10	10.50	0.00	(10.50)	0.00	(10.50)
01 2130 210 006	HEALTH SERV - GROUP INS NON-INSTR AP	0.00	2.10	10.50	0.00	(10.50)	0.00	(10.50)
01 2130 210 007	HEALTH SERV - GROUP INS NON-INSTR SE	0.00	2.10	10.50	0.00	(10.50)	0.00	(10.50)
01 2130 220 002	HEALTH SERV - SOC SEC NON-INSTR BE	1,772.00	142.19	831.82	46.94	940.18	0.00	940.18
01 2130 220 003	HEALTH SERV - SOC SEC NON-INSTR PC	0.00	0.00	0.00	0.00	0.00	0.00	0.00
01 2130 220 004	HEALTH SERV - SOC SEC NON-INSTR HE	1,808.00	135.94	783.91	43.36	1,024.09	0.00	1,024.09
01 2130 220 006	HEALTH SERV - SOC SEC NON-INSTR AP	0.00	131.82	722.17	0.00	(722.17)	0.00	(722.17)
01 2130 220 007	HEALTH SERV - SOC SEC NON-INSTR SE	1,902.00	150.47	966.15	50.80	935.85	0.00	935.85
01 2130 230 002	HEALTH SERV - RETIREMENT NON-INSTR BE	1,401.00	136.27	797.49	56.92	603.51	0.00	603.51
01 2130 230 003	HEALTH SERV - RETIREMENT NON-INSTR PC	0.00	0.00	0.00	0.00	0.00	0.00	0.00
01 2130 230 004	HEALTH SERV - RETIREMENT NON-INSTR HE	1,429.00	130.25	751.39	52.58	677.61	0.00	677.61
01 2130 230 006	HEALTH SERV - RETIREMENT NON-INSTR AP	0.00	125.96	691.48	0.00	(691.48)	0.00	(691.48)
01 2130 230 007	HEALTH SERV - RETIREMENT NON-INSTR SE	1,507.00	144.23	926.56	61.48	580.44	0.00	580.44
01 2130 237 002	HEALTH SERV - INCR RET CONTR BE	480.00	13.53	79.20	16.50	400.80	0.00	400.80
01 2130 237 003	HEALTH SERV - INCR RET CONTR PC	0.00	0.00	0.00	0.00	0.00	0.00	0.00
01 2130 237 004	HEALTH SERV - INCR RET CONTR HE	484.00	12.94	74.63	15.42	409.37	0.00	409.37
01 2130 237 006	HEALTH SERV - INCR RET CONTR AP	0.00	12.51	68.69	0.00	(68.69)	0.00	(68.69)

Account Number	Account Description	Revised Budget	Expended During Month	Expenditures to Date	% of Budget	Balance at EOM	P/ O Outstanding	Unencumbered Balance
01 2141 735 004	PSYCH SERV - SOFTWARE HE	0.00	0.00	0.00	0.00	0.00	0.00	0.00
01 2141 735 005	PSYCH SERV - SOFTWARE BMS	0.00	0.00	0.00	0.00	0.00	0.00	0.00
01 2141 735 006	PSYCH SERV - SOFTWARE AP	0.00	0.00	0.00	0.00	0.00	0.00	0.00
01 2141 735 007	PSYCH SERV - SOFTWARE SE	0.00	0.00	0.00	0.00	0.00	0.00	0.00
01 2141 735 008	PSYCH SERV - SOFTWARE BSMS	0.00	0.00	0.00	0.00	0.00	0.00	0.00
01 2141 810 000	PSYCH SERV - DUES & FEES DIST	0.00	0.00	20.00	0.00	(20.00)	0.00	(20.00)
01 2141 810 001	PSYCH SERV - DUES & FEES BHS	0.00	0.00	0.00	0.00	0.00	0.00	0.00
01 2141 810 002	PSYCH SERV - DUES & FEES BE	0.00	0.00	0.00	0.00	0.00	0.00	0.00
01 2141 810 003	PSYCH SERV - DUES & FEES PC	0.00	0.00	0.00	0.00	0.00	0.00	0.00
01 2141 810 004	PSYCH SERV - DUES & FEES HE	0.00	0.00	0.00	0.00	0.00	0.00	0.00
01 2141 810 005	PSYCH SERV - DUES & FEES BMS	0.00	0.00	0.00	0.00	0.00	0.00	0.00
01 2141 810 006	PSYCH SERV - DUES & FEES AP	0.00	0.00	0.00	0.00	0.00	0.00	0.00
01 2141 810 007	PSYCH SERV - DUES & FEES SE	0.00	0.00	0.00	0.00	0.00	0.00	0.00
01 2141 810 008	PSYCH SERV - DUES & FEES BSMS	0.00	0.00	0.00	0.00	0.00	0.00	0.00
01 2141 890 000	PSYCH SERV - OTHER MISC DIST	0.00	0.00	0.00	0.00	0.00	0.00	0.00
01 2141 890 001	PSYCH SERV - OTHER MISC BHS	0.00	0.00	0.00	0.00	0.00	0.00	0.00
01 2141 890 002	PSYCH SERV - OTHER MISC BE	0.00	0.00	0.00	0.00	0.00	0.00	0.00
01 2141 890 003	PSYCH SERV - OTHER MISC PC	0.00	0.00	0.00	0.00	0.00	0.00	0.00
01 2141 890 004	PSYCH SERV - OTHER MISC HE	0.00	0.00	0.00	0.00	0.00	0.00	0.00
01 2141 890 005	PSYCH SERV - OTHER MISC BMS	0.00	0.00	0.00	0.00	0.00	0.00	0.00
01 2141 890 006	PSYCH SERV - OTHER MISC AP	0.00	0.00	0.00	0.00	0.00	0.00	0.00
01 2141 890 007	PSYCH SERV - OTHER MISC SE	0.00	0.00	0.00	0.00	0.00	0.00	0.00
01 2141 890 008	PSYCH SERV - OTHER MISC BSMS	0.00	0.00	0.00	0.00	0.00	0.00	0.00
2141	PSYCH SERV SPED SA	502,784.00	50,378.07	248,837.72	49.50	253,946.28	30.00	253,916.28
2151	SPEECH PATH SPED SCHOOL AGE							
01 2151 111 000	SPEECH SPED SA - SALARIES TEACHERS DIST	0.00	3,746.40	18,732.00	0.00	(18,732.00)	0.00	(18,732.00)
01 2151 111 001	SPEECH SPED SA - SALARIES TEACHERS BHS	38,698.00	2,943.13	14,715.65	38.03	23,982.35	0.00	23,982.35
01 2151 111 002	SPEECH SPED SA - SALARIES TEACHERS BE	77,395.00	5,886.27	29,431.35	38.03	47,963.65	0.00	47,963.65
01 2151 111 003	SPEECH SPED SA - SALARIES TEACHERS PC	95,842.00	7,577.35	37,886.75	39.53	57,955.25	0.00	57,955.25
01 2151 111 004	SPEECH SPED SA - SALARIES TEACHERS HE	0.00	2,152.71	16,264.74	0.00	(16,264.74)	0.00	(16,264.74)
01 2151 111 005	SPEECH SPED SA - SALARIES TEACHERS BMS	38,698.00	2,943.14	14,715.70	38.03	23,982.30	0.00	23,982.30
01 2151 111 006	SPEECH SPED SA - SALARIES TEACHERS AP	118,017.00	4,162.67	20,813.35	17.64	97,203.65	0.00	97,203.65
01 2151 111 007	SPEECH SPED SA - SALARIES TEACHERS SE	59,971.00	5,496.02	27,480.10	45.82	32,490.90	0.00	32,490.90
01 2151 111 008	SPEECH SPED SA - SALARIES TEACHERS BSMS	27,366.00	2,081.34	10,406.70	38.03	16,959.30	0.00	16,959.30
01 2151 151 001	SPEECH SPED SA - ADD'L COMP TEACHES BHS	357.00	22.73	113.65	31.83	243.35	0.00	243.35
01 2151 151 002	SPEECH SPED SA - ADD'L COMP TEACHES BE	927.00	45.47	227.35	24.53	699.65	0.00	699.65
01 2151 151 003	SPEECH SPED SA - ADD'L COMP TEACHES PC	196.00	26.13	130.65	66.66	65.35	0.00	65.35
01 2151 151 004	SPEECH SPED SA - ADD'L COMP TEACHES HE	0.00	15.45	77.25	0.00	(77.25)	0.00	(77.25)
01 2151 151 005	SPEECH SPED SA - ADD'L COMP TEACHES BMS	273.00	22.74	113.70	41.65	159.30	0.00	159.30
01 2151 151 006	SPEECH SPED SA - ADD'L COMP TEACHES AP	340.00	9.16	45.80	13.47	294.20	0.00	294.20
01 2151 151 007	SPEECH SPED SA - ADD'L COMP TEACHES SE	489.00	12.09	149.10	30.49	339.90	0.00	339.90
01 2151 151 008	SPEECH SPED SA - ADD'L COMP TEACHES BSMS	387.00	32.22	161.10	41.63	225.90	0.00	225.90
01 2151 211 000	GROUP INS TEACHERS/PROF DIST	0.00	1.89	9.45	0.00	(9.45)	0.00	(9.45)
01 2151 211 001	SPEECH SPED SA - GROUP INS TEACHERS BHS	16,407.00	1,228.44	6,142.20	37.44	10,264.80	0.00	10,264.80
01 2151 211 002	SPEECH SPED SA - GROUP INS TEACHERS BE	32,815.00	2,456.90	12,284.50	37.44	20,530.50	0.00	20,530.50
01 2151 211 003	SPEECH SPED SA - GROUP INS TEACHERS PC	27,924.00	2,090.61	10,453.05	37.43	17,470.95	0.00	17,470.95
01 2151 211 004	SPEECH SPED SA - GROUP INS TEACHERS HE	0.00	2,456.90	12,284.50	0.00	(12,284.50)	0.00	(12,284.50)
01 2151 211 005	SPEECH SPED SA - GROUP INS TEACHERS BMS	16,407.00	1,228.46	6,142.30	37.44	10,264.70	0.00	10,264.70
01 2151 211 006	SPEECH SPED SA - GROUP INS TEACHERS AP	57,474.00	1,846.22	9,231.10	16.06	48,242.90	0.00	48,242.90
01 2151 211 007	SPEECH SPED SA - GROUP INS TEACHERS SE	0.00	2.10	10.50	0.00	(10.50)	0.00	(10.50)
01 2151 211 008	SPEECH SPED SA - GROUP INS TEACHERS BSMS	6,097.00	456.49	2,282.45	37.44	3,814.55	0.00	3,814.55
01 2151 221 000	SOC SEC TEACHERS/PROF DIST	0.00	286.60	1,433.02	0.00	(1,433.02)	0.00	(1,433.02)
01 2151 221 001	SPEECH SPED SA - SOC SEC TEACHERS BHS	2,991.00	221.83	1,109.13	37.08	1,881.87	0.00	1,881.87
01 2151 221 002	SPEECH SPED SA - SOC SEC TEACHERS BE	6,007.00	444.15	2,220.71	36.97	3,786.29	0.00	3,786.29
01 2151 221 003	SPEECH SPED SA - SOC SEC TEACHERS PC	7,456.00	595.51	2,977.55	39.93	4,478.45	0.00	4,478.45

Account Number	Account Description	Revised Budget	Expended During Month	Expenditures to Date	% of Budget	Balance at EOM	P/ O Outstanding	Unencumbered Balance
01 2151 221 004	SPEECH SPED SA - SOC SEC TEACHERS HE	0.00	167.04	1,256.04	0.00	(1,256.04)	0.00	(1,256.04)
01 2151 221 005	SPEECH SPED SA - SOC SEC TEACHERS BMS	2,984.00	221.81	1,109.05	37.17	1,874.95	0.00	1,874.95
01 2151 221 006	SPEECH SPED SA - SOC SEC TEACHERS AP	8,976.00	313.40	1,566.99	17.46	7,409.01	0.00	7,409.01
01 2151 221 007	SPEECH SPED SA - SOC SEC TEACHERS SE	5,227.00	457.71	2,295.33	43.91	2,931.67	0.00	2,931.67
01 2151 221 008	SPEECH SPED SA - SOC SEC TEACHERS BSMS	2,170.00	161.44	807.20	37.20	1,362.80	0.00	1,362.80
01 2151 231 000	RETIREMENT TEACHERS/PROF DIST	0.00	275.36	1,376.80	0.00	(1,376.80)	0.00	(1,376.80)
01 2151 231 001	SPEECH SPED SA - RETIREMENT TEACHERS BHS	2,416.00	217.52	1,087.60	45.02	1,328.40	0.00	1,328.40
01 2151 231 002	SPEECH SPED SA - RETIREMENT TEACHERS BE	4,847.00	435.03	2,175.15	44.88	2,671.85	0.00	2,671.85
01 2151 231 003	SPEECH SPED SA - RETIREMENT TEACHERS PC	5,937.00	557.30	2,786.50	46.93	3,150.50	0.00	3,150.50
01 2151 231 004	SPEECH SPED SA - RETIREMENT TEACHERS HE	0.00	158.22	1,195.44	0.00	(1,195.44)	0.00	(1,195.44)
01 2151 231 005	SPEECH SPED SA - RETIREMENT TEACHERS BMS	2,410.00	217.51	1,087.56	45.13	1,322.44	0.00	1,322.44
01 2151 231 006	SPEECH SPED SA - RETIREMENT TEACHERS AP	7,318.00	305.96	1,529.80	20.90	5,788.20	0.00	5,788.20
01 2151 231 007	SPEECH SPED SA - RETIREMENT TEACHERS SE	3,738.00	403.96	2,026.31	54.21	1,711.69	0.00	1,711.69
01 2151 231 008	SPEECH SPED SA - RETIREMENT TEACHERS BSMS	1,718.00	155.01	775.05	45.11	942.95	0.00	942.95
01 2151 237 000	INCR RET CONTR DIST	0.00	27.35	136.75	0.00	(136.75)	0.00	(136.75)
01 2151 237 001	SPEECH SPED SA - INCR RET CONTR BHS	733.00	21.61	108.05	14.74	624.95	0.00	624.95
01 2151 237 002	SPEECH SPED SA - INCR RET CONTR BE	1,470.00	43.21	216.05	14.70	1,253.95	0.00	1,253.95
01 2151 237 003	SPEECH SPED SA - INCR RET CONTR PC	1,800.00	55.36	276.79	15.38	1,523.21	0.00	1,523.21
01 2151 237 004	SPEECH SPED SA - INCR RET CONTR HE	0.00	15.71	118.73	0.00	(118.73)	0.00	(118.73)
01 2151 237 005	SPEECH SPED SA - INCR RET CONTR BMS	731.00	21.60	108.01	14.78	622.99	0.00	622.99
01 2151 237 006	SPEECH SPED SA - INCR RET CONTR AP	2,219.00	30.39	151.93	6.85	2,067.07	0.00	2,067.07
01 2151 237 007	SPEECH SPED SA - INCR RET CONTR SE	1,134.00	40.12	201.25	17.75	932.75	0.00	932.75
01 2151 237 008	SPEECH SPED SA - INCR RET CONTR BSMS	521.00	15.40	77.00	14.78	444.00	0.00	444.00
01 2151 281 001	SPEECH SPED SA - HEALTH BEN TEACHERS BHS	0.00	0.00	0.00	0.00	0.00	0.00	0.00
01 2151 281 003	SPEECH SPED SA - HEALTH BEN TEACHERS PC	0.00	237.50	1,187.50	0.00	(1,187.50)	0.00	(1,187.50)
01 2151 281 004	SPEECH SPED SA - HEALTH BEN TEACHERS HE	0.00	237.50	1,187.50	0.00	(1,187.50)	0.00	(1,187.50)
01 2151 281 007	SPEECH SPED SA - HEALTH BEN TEACHERS SE	5,858.00	475.00	2,375.00	40.54	3,483.00	0.00	3,483.00
01 2151 281 008	SPEECH SPED SA - HLTH BEN TEACHERS BSMS	0.00	0.00	0.00	0.00	0.00	0.00	0.00
01 2151 320 000	PROFESSIONAL EDUCATIONAL SERVICES	0.00	0.00	0.00	0.00	0.00	0.00	0.00
01 2151 320 001	SPEECH SPED SA - PROF ED SERVICES BHS	0.00	0.00	0.00	0.00	0.00	0.00	0.00
01 2151 320 002	SPEECH SPED SA - PROF ED SERVICES BE	0.00	0.00	0.00	0.00	0.00	0.00	0.00
01 2151 320 003	SPEECH SPED SA - PROF ED SERVICES PC	0.00	0.00	0.00	0.00	0.00	0.00	0.00
01 2151 320 004	SPEECH SPED SA - PROF ED SERVICES HE	0.00	13,485.00	31,102.50	0.00	(31,102.50)	0.00	(31,102.50)
01 2151 320 005	SPEECH SPED SA - PROF ED SERVICES BMS	0.00	0.00	0.00	0.00	0.00	0.00	0.00
01 2151 320 006	SPEECH SPED SA - PROF ED SERVICES AP	34,668.00	0.00	0.00	0.00	34,668.00	0.00	34,668.00
01 2151 320 007	SPEECH SPED SA - PROF ED SERVICES SE	0.00	0.00	0.00	0.00	0.00	0.00	0.00
01 2151 320 008	SPEECH SPED SA - PROF ED SERVICES BSMS	0.00	0.00	0.00	0.00	0.00	0.00	0.00
01 2151 580 000	SPEECH SPED SA - TRAVEL & MILEAGE DIST	1,614.00	0.00	344.54	21.35	1,269.46	0.00	1,269.46
01 2151 580 001	SPEECH SPED SA - TRAVEL & MILEAGE BHS	0.00	0.00	0.00	0.00	0.00	0.00	0.00
01 2151 580 002	SPEECH SPED SA - TRAVEL & MILEAGE BE	0.00	0.00	0.00	0.00	0.00	0.00	0.00
01 2151 580 003	SPEECH SPED SA - TRAVEL & MILEAGE PC	0.00	0.00	0.00	0.00	0.00	0.00	0.00
01 2151 580 004	SPEECH SPED SA - TRAVEL & MILEAGE HE	0.00	0.00	0.00	0.00	0.00	0.00	0.00
01 2151 580 005	SPEECH SPED SA - TRAVEL & MILEAGE BMS	0.00	0.00	0.00	0.00	0.00	0.00	0.00
01 2151 580 006	SPEECH SPED SA - TRAVEL & MILEAGE AP	161.00	0.00	23.80	14.78	137.20	0.00	137.20
01 2151 580 007	SPEECH SPED SA - TRAVEL & MILEAGE SE	0.00	0.00	0.00	0.00	0.00	0.00	0.00
01 2151 580 008	SPEECH SPED SA - TRAVEL & MILEAGE BSMS	0.00	0.00	0.00	0.00	0.00	0.00	0.00
01 2151 590 001	SPEECH SPED SA - PURCHASED SERVICES BHS	51,671.00	0.00	0.00	0.00	51,671.00	0.00	51,671.00
01 2151 610 000	SPEECH SPED SA - SUPPLIES DIST	2,709.00	562.42	1,961.98	72.42	747.02	0.00	747.02
01 2151 610 001	SPEECH SPED SA - SUPPLIES BHS	0.00	0.00	0.00	0.00	0.00	0.00	0.00
01 2151 610 001 611	SPEECH SPED SA - TESTING SUPPLIES BHS	0.00	0.00	0.00	0.00	0.00	0.00	0.00
01 2151 610 002	SPEECH SPED SA - SUPPLIES BE	0.00	0.00	0.00	0.00	0.00	0.00	0.00
01 2151 610 002 611	SPEECH SPED SA - TESTING SUPPLIES BE	0.00	0.00	0.00	0.00	0.00	0.00	0.00
01 2151 610 003	SPEECH SPED SA - SUPPLIES PC	284.00	40.95	194.40	68.45	89.60	0.00	89.60
01 2151 610 003 611	SPEECH SPED SA - TESTING SUPPLIES PC	0.00	0.00	0.00	0.00	0.00	0.00	0.00
01 2151 610 004	SPEECH SPED SA - SUPPLIES HE	440.00	59.20	85.62	19.46	354.38	0.00	354.38

Account Number	Account Description	Revised Budget	Expended During Month	Expenditures to Date	% of Budget	Balance at EOM	P/ O Outstanding	Unencumbered Balance
01 2151 610 004 611	SPEECH SPED SA - TESTING SUPPLIES HE	0.00	0.00	0.00	0.00	0.00	0.00	0.00
01 2151 610 005	SPEECH SPED SA - SUPPLIES BMS	0.00	0.00	0.00	0.00	0.00	0.00	0.00
01 2151 610 005 611	SPEECH SPED SA - TESTING SUPPLIES BMS	0.00	0.00	0.00	0.00	0.00	0.00	0.00
01 2151 610 006	SPEECH SPED SA - SUPPLIES AP	233.00	0.00	0.00	0.00	233.00	0.00	233.00
01 2151 610 006 611	SPEECH SPED SA - TESTING SUPPLIES AP	0.00	0.00	0.00	0.00	0.00	0.00	0.00
01 2151 610 007	SPEECH SPED SA - SUPPLIES SE	0.00	0.00	32.98	0.00	(32.98)	0.00	(32.98)
01 2151 610 007 611	SPEECH SPED SA - TESTING SUPPLIES SE	0.00	0.00	0.00	0.00	0.00	0.00	0.00
01 2151 610 008	SPEECH SPED SA - SUPPLIES BSMS	0.00	0.00	0.00	0.00	0.00	0.00	0.00
01 2151 610 008 611	SPEECH SPED SA - TESTING SUPPLIES BSMS	0.00	0.00	0.00	0.00	0.00	0.00	0.00
01 2151 640 000	SPEECH SPED SA - BOOKS & PER DIST	0.00	0.00	0.00	0.00	0.00	0.00	0.00
01 2151 640 001	SPEECH SPED SA - BOOKS & PER BHS	0.00	0.00	0.00	0.00	0.00	0.00	0.00
01 2151 640 002	SPEECH SPED SA - BOOKS & PER BE	0.00	0.00	0.00	0.00	0.00	0.00	0.00
01 2151 640 003	SPEECH SPED SA - BOOKS & PER PC	0.00	0.00	0.00	0.00	0.00	0.00	0.00
01 2151 640 004	SPEECH SPED SA - BOOKS & PER HE	0.00	0.00	0.00	0.00	0.00	0.00	0.00
01 2151 640 005	SPEECH SPED SA - BOOKS & PER BMS	0.00	0.00	0.00	0.00	0.00	0.00	0.00
01 2151 640 006	SPEECH SPED SA - BOOKS & PER AP	0.00	0.00	0.00	0.00	0.00	0.00	0.00
01 2151 640 007	SPEECH SPED SA - BOOKS & PER SE	0.00	0.00	0.00	0.00	0.00	0.00	0.00
01 2151 640 008	SPEECH SPED SA - BOOKS & PER BSMS	0.00	0.00	0.00	0.00	0.00	0.00	0.00
01 2151 650 001	SPEECH SPED SA - SUPPLIES TECH-REL BHS	0.00	0.00	0.00	0.00	0.00	0.00	0.00
01 2151 650 002	SPEECH SPED SA - SUPPLIES TECH-REL BE	0.00	0.00	0.00	0.00	0.00	0.00	0.00
01 2151 650 003	SPEECH SPED SA - SUPPLIES TECH-REL PC	0.00	0.00	0.00	0.00	0.00	0.00	0.00
01 2151 650 004	SPEECH SPED SA - SUPPLIES TECH-REL HE	0.00	0.00	0.00	0.00	0.00	0.00	0.00
01 2151 650 005	SPEECH SPED SA - SUPPLIES TECH-REL BMS	0.00	0.00	0.00	0.00	0.00	0.00	0.00
01 2151 650 006	SPEECH SPED SA - SUPPLIES TECH-REL AP	0.00	0.00	0.00	0.00	0.00	0.00	0.00
01 2151 650 007	SPEECH SPED SA - SUPPLIES TECH-REL SE	0.00	0.00	0.00	0.00	0.00	0.00	0.00
01 2151 650 008	SPEECH SPED SA - SUPPLIES TECH-REL BSMS	0.00	0.00	0.00	0.00	0.00	0.00	0.00
01 2151 733 001	SPEECH SPED SA - FURN & EQUIP BHS	0.00	0.00	0.00	0.00	0.00	0.00	0.00
01 2151 733 002	SPEECH SPED SA - FURN & EQUIP BE	0.00	0.00	0.00	0.00	0.00	0.00	0.00
01 2151 733 003	SPEECH SPED SA - FURN & EQUIP PC	0.00	0.00	0.00	0.00	0.00	0.00	0.00
01 2151 733 004	SPEECH SPED SA - FURN & EQUIP HE	0.00	0.00	0.00	0.00	0.00	0.00	0.00
01 2151 733 005	SPEECH SPED SA - FURN & EQUIP BMS	0.00	0.00	0.00	0.00	0.00	0.00	0.00
01 2151 733 006	SPEECH SPED SA - FURN & EQUIP AP	0.00	0.00	0.00	0.00	0.00	0.00	0.00
01 2151 733 007	SPEECH SPED SA - FURN & EQUIP SE	0.00	0.00	0.00	0.00	0.00	0.00	0.00
01 2151 733 008	SPEECH SPED SA - FURN & EQUIP BSMS	0.00	0.00	0.00	0.00	0.00	0.00	0.00
01 2151 734 001	SPEECH SPED SA - HARDWARE BHS	0.00	0.00	0.00	0.00	0.00	0.00	0.00
01 2151 734 002	SPEECH SPED SA - HARDWARE BE	0.00	0.00	0.00	0.00	0.00	0.00	0.00
01 2151 734 003	SPEECH SPED SA - HARDWARE PC	0.00	0.00	0.00	0.00	0.00	0.00	0.00
01 2151 734 004	SPEECH SPED SA - HARDWARE HE	0.00	0.00	0.00	0.00	0.00	0.00	0.00
01 2151 734 005	SPEECH SPED SA - HARDWARE BMS	0.00	0.00	0.00	0.00	0.00	0.00	0.00
01 2151 734 006	SPEECH SPED SA - HARDWARE AP	0.00	0.00	0.00	0.00	0.00	0.00	0.00
01 2151 734 007	SPEECH SPED SA - HARDWARE SE	0.00	0.00	0.00	0.00	0.00	0.00	0.00
01 2151 734 008	SPEECH SPED SA - HARDWARE BSMS	0.00	0.00	0.00	0.00	0.00	0.00	0.00
01 2151 735 000	SPEECH SPED SA - SOFTWARE DIST	0.00	0.00	0.00	0.00	0.00	0.00	0.00
01 2151 735 001	SPEECH SPED SA - SOFTWARE BHS	0.00	0.00	0.00	0.00	0.00	0.00	0.00
01 2151 735 002	SPEECH SPED SA - SOFTWARE BE	0.00	0.00	0.00	0.00	0.00	0.00	0.00
01 2151 735 003	SPEECH SPED SA - SOFTWARE PC	0.00	0.00	0.00	0.00	0.00	0.00	0.00
01 2151 735 004	SPEECH SPED SA - SOFTWARE HE	0.00	0.00	0.00	0.00	0.00	0.00	0.00
01 2151 735 005	SPEECH SPED SA - SOFTWARE BMS	0.00	0.00	0.00	0.00	0.00	0.00	0.00
01 2151 735 006	SPEECH SPED SA - SOFTWARE AP	0.00	0.00	0.00	0.00	0.00	0.00	0.00
01 2151 735 007	SPEECH SPED SA - SOFTWARE SE	0.00	0.00	0.00	0.00	0.00	0.00	0.00
01 2151 735 008	SPEECH SPED SA - SOFTWARE BSMS	0.00	0.00	0.00	0.00	0.00	0.00	0.00
01 2151 810 000	SPEECH SPED SA - DUES & FEES DIST	158.00	0.00	0.00	75.95	158.00	120.00	38.00
01 2151 810 001	SPEECH SPED SA - DUES & FEES BHS	0.00	0.00	0.00	0.00	0.00	0.00	0.00
01 2151 810 002	SPEECH SPED SA - DUES & FEES BE	0.00	0.00	0.00	0.00	0.00	0.00	0.00
01 2151 810 003	SPEECH SPED SA - DUES & FEES PC	194.00	0.00	0.00	0.00	194.00	0.00	194.00

Account Number	Account Description	Revised Budget	Expended During Month	Expenditures to Date	% of Budget	Balance at EOM	P/ O Outstanding	Unencumbered Balance
2161	OCC THERAPY SPED SCHOOL AGE	109,715.00	8,124.75	52,422.75	47.78	57,292.25	0.00	57,292.25
2162	OCC THERAPY SPED AGE 3-5							
01 2162 320 000	OCC THERAPY SPED 3-5 - PROF ED SERVICES	118.00	2,294.25	10,125.75	8,581.14	(10,007.75)	0.00	(10,007.75)
01 2162 590 000	OCC THERAPY SPED 3-5 - PURCH SERVICES	0.00	0.00	0.00	0.00	0.00	0.00	0.00
2162	OCC THERAPY SPED AGE 3-5	118.00	2,294.25	10,125.75	8,581.14	(10,007.75)	0.00	(10,007.75)
2163	OCC THERAPY SPED AGE 0-2							
01 2163 320 000	OCC THERAPY SPED 0-2 - PROF ED SERVICES	8,018.00	2,915.25	12,592.50	157.05	(4,574.50)	0.00	(4,574.50)
01 2163 590 000	OCC THERAPY SPED 0-2 - PURCH SERVICES	0.00	0.00	0.00	0.00	0.00	0.00	0.00
2163	OCC THERAPY SPED AGE 0-2	8,018.00	2,915.25	12,592.50	157.05	(4,574.50)	0.00	(4,574.50)
2171	PHYSICAL THERAPY SPED SCHOOL AGE							
01 2171 320 000	PHYS THERAPY SPED SA - PROF ED SERVICES	52,715.00	3,225.75	22,494.00	42.67	30,221.00	0.00	30,221.00
01 2171 590 000	PHYS THERAPY SPED SA - PURCH SERVICES DIST	0.00	0.00	0.00	0.00	0.00	0.00	0.00
2171	PHYSICAL THERAPY SPED SCHOOL AGE	52,715.00	3,225.75	22,494.00	42.67	30,221.00	0.00	30,221.00
2172	PHYSICAL THERAPY SPED AGE 3-5							
01 2172 320 000	PHYS THERAPY SPED 3-5 - PROF ED SERVICES	6,721.00	1,293.75	7,348.50	109.34	(627.50)	0.00	(627.50)
01 2172 590 000	PHYS THERAPY SPED 3-5 - PURCH SERVICES	0.00	0.00	0.00	0.00	0.00	0.00	0.00
2172	PHYSICAL THERAPY SPED AGE 3-5	6,721.00	1,293.75	7,348.50	109.34	(627.50)	0.00	(627.50)
2173	PHYSICAL THERAPY SPED AGE 0-2							
01 2173 320 000	PHYS THERAPY SPED 0-2 - PROF ED SERVICES	7,546.00	2,794.50	16,025.25	212.37	(8,479.25)	0.00	(8,479.25)
01 2173 590 000	PHYS THERAPY SPED 0-2 - PURCH SERVICES	0.00	0.00	0.00	0.00	0.00	0.00	0.00
2173	PHYSICAL THERAPY SPED AGE 0-2	7,546.00	2,794.50	16,025.25	212.37	(8,479.25)	0.00	(8,479.25)
2181	VISION SERVICE SPED SCHOOL AGE							
01 2181 320 000	VIS IMP SERV SPED SA - PROF ED SERVICES	0.00	0.00	0.00	0.00	0.00	0.00	0.00
2181	VISION SERVICE SPED SCHOOL AGE	0.00	0.00	0.00	0.00	0.00	0.00	0.00
2182	VISION SERVICES SPED AGE 3-5							
01 2182 320 000	VIS IMP SERV SPED 3-5 - PROF ED SERVICES	0.00	0.00	0.00	0.00	0.00	0.00	0.00
01 2182 590 000	VIS IMP SERV SPED 3-5 - PURCH SERVICES	0.00	0.00	0.00	0.00	0.00	0.00	0.00
01 2182 591 000	VIS IMP SERV SPED 3-5 - PURCH SERV OTH DIST	0.00	0.00	0.00	0.00	0.00	0.00	0.00
2182	VISION SERVICES SPED AGE 3-5	0.00	0.00	0.00	0.00	0.00	0.00	0.00
2183	VISION SERVICES SPED AGE 0-2							
01 2183 320 000	VIS IMP SERV SPED 0-2 - PROF ED SERVICES	0.00	0.00	0.00	0.00	0.00	0.00	0.00
01 2183 590 000	VIS IMP SERV SPED 0-2 - PURCH SERVICES	5,065.00	0.00	0.00	0.00	5,065.00	0.00	5,065.00
01 2183 591 000	VIS IMP SERV SPED 0-2 - PURCH SERV OTH DIST	0.00	0.00	0.00	0.00	0.00	0.00	0.00
2183	VISION SERVICES SPED AGE 0-2	5,065.00	0.00	0.00	0.00	5,065.00	0.00	5,065.00
2210	IMPROVEMENT OF INSTRUCTION							
01 2210 111 000	IMPR OF INSTR - SALARIES PROF DIST	294,554.00	11,924.06	59,620.30	20.24	234,933.70	0.00	234,933.70
01 2210 151 000	IMPR OF INSTR - ADD'L COMP PROF DIST	1,632.00	26.23	131.15	8.04	1,500.85	0.00	1,500.85
01 2210 211 000	IMPR OF INSTR - GROUP INS PROF DIST	58,745.00	2,456.90	12,284.50	20.91	46,460.50	0.00	46,460.50
01 2210 221 000	IMPR OF INSTR - SOC SEC PROF DIST	22,433.00	892.75	4,463.75	19.90	17,969.25	0.00	17,969.25
01 2210 231 000	IMPR OF INSTR - RETIREMENT PROF DIST	18,247.00	876.42	4,382.10	24.02	13,864.90	0.00	13,864.90
01 2210 237 000	IMPR OF INSTR - INCR RET CONTR DIST	5,687.00	87.05	435.25	7.65	5,251.75	0.00	5,251.75
01 2210 281 000	IMPR OF INSTR - HEALTH BEN PROF DIST	3,632.00	0.00	0.00	0.00	3,632.00	0.00	3,632.00
01 2210 580 000	IMPR OF INSTR - TRAVEL & MILEAGE	2,050.00	0.00	690.49	33.68	1,359.51	0.00	1,359.51
01 2210 610 000	IMPR OF INSTR - SUPPLIES	0.00	0.00	0.00	0.00	0.00	0.00	0.00
01 2210 810 000	IMPR OF INSTR - DUES & FEES	972.00	0.00	6,679.70	687.21	(5,707.70)	0.00	(5,707.70)
2210	IMPROVEMENT OF INSTRUCTION	407,952.00	16,263.41	88,687.24	21.74	319,264.76	0.00	319,264.76
2212	INST STAFF TRNG AND CURR DEV							
01 2212 111 000	INST & CURR DEV - SALARIES TEACHERS DIST	3,137.00	56.64	141.60	4.51	2,995.40	0.00	2,995.40
01 2212 111 001	INST & CURR DEV - SALARIES TEACHERS BHS	5,690.00	113.28	254.88	4.48	5,435.12	0.00	5,435.12
01 2212 111 002	INST & CURR DEV - SALARIES TEACHERS BE	3,785.00	0.00	778.80	20.58	3,006.20	0.00	3,006.20
01 2212 111 003	INST & CURR DEV - SALARIES TEACHERS PC	9,019.00	169.92	3,860.80	42.81	5,158.20	0.00	5,158.20

Account Number	Account Description	Revised Budget	Expended During Month	Expenditures to Date	% of Budget	Balance at EOM	P/ O Outstanding	Unencumbered Balance
01 2212 111 004	INST & CURR DEV - SALARIES TEACHERS HE	4,394.00	169.92	736.32	16.76	3,657.68	0.00	3,657.68
01 2212 111 005	INST & CURR DEV - SALARIES TEACHERS BMS	6,903.00	113.28	382.32	5.54	6,520.68	0.00	6,520.68
01 2212 111 006	INST & CURR DEV - SALARIES TEACHERS AP	4,184.00	56.64	1,925.76	46.03	2,258.24	0.00	2,258.24
01 2212 111 007	INST & CURR DEV - SALARIES TEACHERS SE	2,087.00	169.92	821.28	39.35	1,265.72	0.00	1,265.72
01 2212 111 008	INST & CURR DEV - SALARIES TEACHERS BSMS	5,083.00	113.28	453.12	8.91	4,629.88	0.00	4,629.88
01 2212 123 001	INST & CURR DEV - SUB TEACHERS BHS	20,404.00	875.00	7,525.00	36.88	12,879.00	0.00	12,879.00
01 2212 123 002	INST & CURR DEV - SUB TEACHERS BE	8,097.00	612.50	4,812.50	59.44	3,284.50	0.00	3,284.50
01 2212 123 003	INST & CURR DEV - SUB TEACHERS PC	9,176.00	350.00	4,550.00	49.59	4,626.00	0.00	4,626.00
01 2212 123 004	INST & CURR DEV - SUB TEACHERS HE	11,443.00	962.50	2,975.00	26.00	8,468.00	0.00	8,468.00
01 2212 123 005	INST & CURR DEV - SUB TEACHERS BMS	14,682.00	612.50	7,962.50	54.23	6,719.50	0.00	6,719.50
01 2212 123 006	INST & CURR DEV - SUB TEACHERS AP	0.00	0.00	0.00	0.00	0.00	0.00	0.00
01 2212 123 007	INST & CURR DEV - SUB TEACHERS SE	0.00	0.00	0.00	0.00	0.00	0.00	0.00
01 2212 123 008	INST & CURR DEV - SUB TEACHERS BSMS	0.00	0.00	0.00	0.00	0.00	0.00	0.00
01 2212 221 000	INST & CURR DEV - SOC SEC TEACHERS DIST	245.00	4.34	10.84	4.42	234.16	0.00	234.16
01 2212 221 001	INST & CURR DEV - SOC SEC TEACHERS BHS	445.00	8.65	19.46	4.37	425.54	0.00	425.54
01 2212 221 002	INST & CURR DEV - SOC SEC TEACHERS BE	296.00	0.00	59.59	20.13	236.41	0.00	236.41
01 2212 221 003	INST & CURR DEV - SOC SEC TEACHERS PC	705.00	12.99	295.36	41.90	409.64	0.00	409.64
01 2212 221 004	INST & CURR DEV - SOC SEC TEACHERS HE	344.00	13.01	56.33	16.38	287.67	0.00	287.67
01 2212 221 005	INST & CURR DEV - SOC SEC TEACHERS BMS	540.00	8.69	29.28	5.42	510.72	0.00	510.72
01 2212 221 006	INST & CURR DEV - SOC SEC TEACHERS AP	327.00	4.33	147.30	45.05	179.70	0.00	179.70
01 2212 221 007	INST & CURR DEV - SOC SEC TEACHERS SE	163.00	13.01	62.85	38.56	100.15	0.00	100.15
01 2212 221 008	INST & CURR DEV - SOC SEC TEACHERS BSMS	397.00	8.67	34.69	8.74	362.31	0.00	362.31
01 2212 223 001	INST & CURR DEV - SOC SEC SUB TCHRS BHS	1,394.00	66.96	575.64	41.29	818.36	0.00	818.36
01 2212 223 002	INST & CURR DEV - SOC SEC SUB TCHRS BE	553.00	46.90	368.30	66.60	184.70	0.00	184.70
01 2212 223 003	INST & CURR DEV - SOC SEC SUB TCHRS PC	627.00	26.80	348.20	55.53	278.80	0.00	278.80
01 2212 223 004	INST & CURR DEV - SOC SEC SUB TCHRS HE	782.00	73.63	227.63	29.11	554.37	0.00	554.37
01 2212 223 005	INST & CURR DEV - SOC SEC SUB TCHRS BMS	1,003.00	46.86	609.17	60.73	393.83	0.00	393.83
01 2212 223 006	INST & CURR DEV - SOC SEC SUB TCHRS AP	0.00	0.00	0.00	0.00	0.00	0.00	0.00
01 2212 223 007	INST & CURR DEV - SOC SEC SUB TCHRS SE	0.00	0.00	0.00	0.00	0.00	0.00	0.00
01 2212 223 008	INST & CURR DEV - SOC SEC SUB TCHRS BSMS	0.00	0.00	0.00	0.00	0.00	0.00	0.00
01 2212 230 001	INST & CURR DEV - RETIREMENT NON-INSTR BHS	0.00	0.00	0.00	0.00	0.00	0.00	0.00
01 2212 231 000	INST & CURR DEV - RETIREMENT TEACHERS	187.00	4.16	10.40	5.56	176.60	0.00	176.60
01 2212 231 001	INST & CURR DEV - RETIREMENT TCHRS BHS	282.00	8.31	18.71	6.63	263.29	0.00	263.29
01 2212 231 002	INST & CURR DEV - RETIREMENT TCHRS BE	228.00	0.00	57.25	25.11	170.75	0.00	170.75
01 2212 231 003	INST & CURR DEV - RETIREMENT TCHRS PC	474.00	12.48	283.73	59.86	190.27	0.00	190.27
01 2212 231 004	INST & CURR DEV - RETIREMENT TCHRS HE	221.00	12.48	54.12	24.49	166.88	0.00	166.88
01 2212 231 005	INST & CURR DEV - RETIREMENT TCHRS BMS	428.00	8.33	28.11	6.57	399.89	0.00	399.89
01 2212 231 006	INST & CURR DEV - RETIREMENT TCHRS AP	214.00	4.16	141.55	66.14	72.45	0.00	72.45
01 2212 231 007	INST & CURR DEV - RETIREMENT TCHRS SE	0.00	12.48	60.36	0.00	(60.36)	0.00	(60.36)
01 2212 231 008	INST & CURR DEV - RETIREMENT TCHRS BSMS	308.00	8.33	33.31	10.81	274.69	0.00	274.69
01 2212 233 000	INST & CURR DEV - RETIRE SUB TEACH DIST	0.00	0.00	0.00	0.00	0.00	0.00	0.00
01 2212 233 001	INST & CURR DEV - RETIRE SUB TEACHERS BHS	0.00	0.00	19.29	0.00	(19.29)	0.00	(19.29)
01 2212 233 002	INST & CURR DEV - RETIRE SUB TEACHERS BE	0.00	0.00	0.00	0.00	0.00	0.00	0.00
01 2212 233 003	INST & CURR DEV - RETIRE SUB TEACHERS PC	0.00	6.43	6.43	0.00	(6.43)	0.00	(6.43)
01 2212 233 004	INST & CURR DEV - RETIRE SUB TEACHERS HE	0.00	0.00	12.86	0.00	(12.86)	0.00	(12.86)
01 2212 233 005	INST & CURR DEV - RETIRE SUB TEACHERS BMS	0.00	0.00	6.43	0.00	(6.43)	0.00	(6.43)
01 2212 233 006	INST & CURR DEV - RETIRE SUB TEACHERS AP	0.00	0.00	0.00	0.00	0.00	0.00	0.00
01 2212 233 007	INST & CURR DEV - RETIRE SUB TEACHERS SE	0.00	0.00	0.00	0.00	0.00	0.00	0.00
01 2212 233 008	INST & CURR DEV - RETIRE SUB TEACHERS BSMS	0.00	0.00	0.00	0.00	0.00	0.00	0.00
01 2212 237 000	INST & CURR DEV - INCR RET CONTR DIST	0.00	0.42	1.04	0.00	(1.04)	0.00	(1.04)
01 2212 237 001	INST & CURR DEV - INCR RET CONTR BHS	0.00	0.82	3.76	0.00	(3.76)	0.00	(3.76)
01 2212 237 002	INST & CURR DEV - INCR RET CONTR BE	0.00	0.00	5.69	0.00	(5.69)	0.00	(5.69)
01 2212 237 003	INST & CURR DEV - INCR RET CONTR PC	118.00	1.87	28.86	24.46	89.14	0.00	89.14
01 2212 237 004	INST & CURR DEV - INCR RET CONTR HE	0.00	1.25	6.68	0.00	(6.68)	0.00	(6.68)
01 2212 237 005	INST & CURR DEV - INCR RET CONTR BMS	0.00	0.82	3.42	0.00	(3.42)	0.00	(3.42)

Account Number	Account Description	Revised Budget	Expended During Month	Expenditures to Date	% of Budget	Balance at EOM	P/ O Outstanding	Unencumbered Balance
01 2212 237 006	INST & CURR DEV - INCR RET CONTR AP	0.00	0.42	14.06	0.00	(14.06)	0.00	(14.06)
01 2212 237 007	INST & CURR DEV - INCR RET CONTR SE	0.00	1.25	6.01	0.00	(6.01)	0.00	(6.01)
01 2212 237 008	INST & CURR DEV - INCR RET CONTR BSMS	0.00	0.83	3.32	0.00	(3.32)	0.00	(3.32)
01 2212 350 000	INST & CURR DEV - OTHER PROF SERV DIST	0.00	0.00	0.00	0.00	0.00	0.00	0.00
01 2212 580 000	INST & CURR DEV - TRAVEL & MILEAGE DIST	6,392.00	0.00	74.18	6.14	6,317.82	318.00	5,999.82
01 2212 580 001	INST & CURR DEV - TRAVEL & MILEAGE BHS	701.00	0.00	20.00	2.85	681.00	0.00	681.00
01 2212 580 002	INST & CURR DEV - TRAVEL & MILEAGE BE	0.00	0.00	0.00	0.00	0.00	0.00	0.00
01 2212 580 003	INST & CURR DEV - TRAVEL & MILEAGE PC	0.00	0.00	0.00	0.00	0.00	0.00	0.00
01 2212 580 004	INST & CURR DEV - TRAVEL & MILEAGE HE	0.00	0.00	0.00	0.00	0.00	0.00	0.00
01 2212 580 005	INST & CURR DEV - TRAVEL & MILEAGE BMS	0.00	0.00	1,380.24	0.00	(1,380.24)	200.00	(1,580.24)
01 2212 580 006	INST & CURR DEV - TRAVEL & MILEAGE AP	0.00	0.00	0.00	0.00	0.00	0.00	0.00
01 2212 580 007	INST & CURR DEV - TRAVEL & MILEAGE SE	0.00	0.00	0.00	0.00	0.00	0.00	0.00
01 2212 580 008	INST & CURR DEV - TRAVEL & MILEAGE BSMS	1,751.00	0.00	0.00	0.00	1,751.00	0.00	1,751.00
01 2212 590 000	INST & CURR DEV - PURCHASED SRVS DIST	0.00	0.00	0.00	0.00	0.00	0.00	0.00
01 2212 610 000	INST & CURR DEV - SUPPLIES DIST	18,034.00	296.94	2,455.79	13.62	15,578.21	0.00	15,578.21
01 2212 610 001	INST & CURR DEV - SUPPLIES BHS	0.00	0.00	739.22	0.00	(739.22)	0.00	(739.22)
01 2212 610 002	INST & CURR DEV - SUPPLIES BE	0.00	0.00	0.00	0.00	0.00	0.00	0.00
01 2212 610 003	INST & CURR DEV - SUPPLIES PC	0.00	0.00	0.00	0.00	0.00	0.00	0.00
01 2212 610 004	INST & CURR DEV - SUPPLIES HE	0.00	0.00	42.73	0.00	(42.73)	0.00	(42.73)
01 2212 610 005	INST & CURR DEV - SUPPLIES BMS	0.00	0.00	0.00	0.00	0.00	0.00	0.00
01 2212 610 006	INST & CURR DEV - SUPPLIES AP	0.00	383.90	383.90	0.00	(383.90)	0.00	(383.90)
01 2212 610 007	INST & CURR DEV - SUPPLIES SE	306.00	0.00	0.00	0.00	306.00	0.00	306.00
01 2212 610 008	INST & CURR DEV - SUPPLIES BSMS	0.00	0.00	0.00	0.00	0.00	0.00	0.00
01 2212 735 000	INST & CURR DEV - SOFTWARE DIST	975.00	0.00	0.00	0.00	975.00	0.00	975.00
01 2212 810 000	INST & CURR DEV - DUES & FEES DIST	12,111.00	1,295.00	6,725.17	64.82	5,385.83	1,125.00	4,260.83
01 2212 810 001	INST & CURR DEV - DUES & FEES BHS	858.00	0.00	5.00	0.58	853.00	0.00	853.00
01 2212 810 002	INST & CURR DEV - DUES & FEES BE	299.00	0.00	0.00	0.00	299.00	0.00	299.00
01 2212 810 003	INST & CURR DEV - DUES & FEES PC	395.00	0.00	110.00	27.85	285.00	0.00	285.00
01 2212 810 004	INST & CURR DEV - DUES & FEES HE	1,082.00	0.00	0.00	0.00	1,082.00	0.00	1,082.00
01 2212 810 005	INST & CURR DEV - DUES & FEES BMS	0.00	0.00	580.00	0.00	(580.00)	0.00	(580.00)
01 2212 810 006	INST & CURR DEV - DUES & FEES AP	0.00	0.00	100.00	0.00	(100.00)	25.00	(125.00)
01 2212 810 007	INST & CURR DEV - DUES & FEES SE	0.00	0.00	0.00	0.00	0.00	0.00	0.00
01 2212 810 008	INST & CURR DEV - DUES & FEES BSMS	772.00	25.00	25.00	3.24	747.00	0.00	747.00
01 2212 890 000	INST & CURR DEV - OTHER MISC DIST	0.00	0.00	0.00	0.00	0.00	0.00	0.00
01 2212 890 001	INST & CURR DEV - OTHER MISC BHS	0.00	0.00	0.00	0.00	0.00	0.00	0.00
01 2212 890 002	INST & CURR DEV - OTHER MISC BE	0.00	0.00	0.00	0.00	0.00	0.00	0.00
01 2212 890 003	INST & CURR DEV - OTHER MISC PC	0.00	0.00	0.00	0.00	0.00	0.00	0.00
01 2212 890 004	INST & CURR DEV - OTHER MISC HE	0.00	0.00	0.00	0.00	0.00	0.00	0.00
01 2212 890 005	INST & CURR DEV - OTHER MISC BMS	0.00	0.00	0.00	0.00	0.00	0.00	0.00
01 2212 890 006	INST & CURR DEV - OTHER MISC AP	0.00	0.00	0.00	0.00	0.00	0.00	0.00
01 2212 890 007	INST & CURR DEV - OTHER MISC SE	0.00	0.00	0.00	0.00	0.00	0.00	0.00
01 2212 890 008	INST & CURR DEV - OTHER MISC BSMS	118.00	0.00	0.00	0.00	118.00	0.00	118.00
2212	INST STAFF TRNG AND CURR DEV	162,159.00	6,795.90	53,471.14	34.00	108,687.86	1,668.00	107,019.86
2213	INSTRUCTIONAL STAFF TRAINING							
01 2213 111 000	INST STAFF TRNG - SALARIES PROF STAFF DIST	101,380.00	7,710.41	38,552.05	38.03	62,827.95	0.00	62,827.95
01 2213 151 000	INST STAFF TRNG - ADD'L COMP PROF STAFF	204.00	16.96	84.80	41.57	119.20	0.00	119.20
01 2213 211 000	INST STAFF TRNG - GROUP INS TEACHERS/PROF	12,195.00	912.97	4,564.85	37.43	7,630.15	0.00	7,630.15
01 2213 221 000	INST STAFF TRNG - SOC SEC TEACHERS/PROF	7,939.00	590.65	2,953.29	37.20	4,985.71	0.00	4,985.71
01 2213 231 000	INST STAFF TRNG - RETIREMENT TEACHERS/PROF	6,280.00	566.72	2,833.60	45.12	3,446.40	0.00	3,446.40
01 2213 237 000	INST STAFF TRNG - INCR RET CONTR	1,904.00	56.28	281.44	14.78	1,622.56	0.00	1,622.56
01 2213 251 000	INST STAFF TRNG - TUITION REIMB TCHRS DIST	1,734.00	0.00	0.00	0.00	1,734.00	0.00	1,734.00
01 2213 251 001	INST STAFF TRNG - TUITION REIMB TCHRS BHS	8,149.00	1,326.19	2,159.07	26.49	5,989.93	0.00	5,989.93
01 2213 251 002	INST STAFF TRNG - TUITION REIMB TCHRS BE	2,142.00	585.38	585.38	27.33	1,556.62	0.00	1,556.62
01 2213 251 003	INST STAFF TRNG - TUITION REIMB TCHRS PC	8,727.00	390.06	390.06	4.47	8,336.94	0.00	8,336.94
01 2213 251 004	INST STAFF TRNG - TUITION REIMB TCHRS HE	4,997.00	0.00	0.00	0.00	4,997.00	0.00	4,997.00

Regular; Processing Month 01/2026

Account Number	Account Description	Revised Budget	Expended During Month	Expenditures to Date	% of Budget	Balance at EOM	P/ O Outstanding	Unencumbered Balance
01 2213 251 005	INST STAFF TRNG - TUITION REIMB TCHRS BMS	4,174.00	350.46	350.46	8.40	3,823.54	0.00	3,823.54
01 2213 251 006	INST STAFF TRNG - TUITION REIMB TCHRS AP	3,059.00	390.06	390.06	12.75	2,668.94	0.00	2,668.94
01 2213 251 007	INST STAFF TRNG - TUITION REIMB TCHRS SE	4,622.00	0.00	0.00	0.00	4,622.00	0.00	4,622.00
01 2213 251 008	INST STAFF TRNG - TUITION REIMB TCHRS BSMS	6,578.00	1,102.85	1,556.27	23.66	5,021.73	0.00	5,021.73
01 2213 281 000	INST STAFF TRNG - HEALTH BEN TEACHERS	0.00	0.00	0.00	0.00	0.00	0.00	0.00
2213	INSTRUCTIONAL STAFF TRAINING	174,084.00	13,998.99	54,701.33	31.42	119,382.67	0.00	119,382.67
2220	SCHOOL LIBRARY SERVICES							
01 2220 111 001	LIBRARY - SALARIES TEACHERS BHS	87,230.00	6,634.25	33,171.25	38.03	54,058.75	0.00	54,058.75
01 2220 111 002	LIBRARY - SALARIES TEACHERS BE	73,547.00	5,723.67	28,618.35	38.91	44,928.65	0.00	44,928.65
01 2220 111 003	LIBRARY - SALARIES TEACHERS PC	131,998.00	8,829.40	44,147.00	33.45	87,851.00	0.00	87,851.00
01 2220 111 004	LIBRARY - SALARIES TEACHERS HE	75,257.00	5,723.67	28,618.35	38.03	46,638.65	0.00	46,638.65
01 2220 111 005	LIBRARY - SALARIES TEACHERS BMS	41,691.00	3,398.42	16,992.10	40.76	24,698.90	0.00	24,698.90
01 2220 111 006	LIBRARY - SALARIES TEACHERS AP	87,658.00	6,796.85	33,984.25	38.77	53,673.75	0.00	53,673.75
01 2220 111 007	LIBRARY - SALARIES TEACHERS SE	85,947.00	6,666.77	33,333.85	38.78	52,613.15	0.00	52,613.15
01 2220 111 008	LIBRARY - SALARIES TEACHERS BSMS	41,691.00	3,398.43	16,992.15	40.76	24,698.85	0.00	24,698.85
01 2220 112 002	LIBRARY - SALARIES INSTR AIDES BE	19,406.00	1,474.14	10,613.60	54.69	8,792.40	0.00	8,792.40
01 2220 112 003	LIBRARY - SALARIES INSTR AIDES PC	0.00	1,112.67	7,640.17	0.00	(7,640.17)	0.00	(7,640.17)
01 2220 112 004	LIBRARY - SALARIES INSTR AIDES HE	22,344.00	1,753.64	10,612.59	47.50	11,731.41	0.00	11,731.41
01 2220 112 005	LIBRARY - SALARIES INSTR AIDES BMS	11,288.00	762.13	4,444.72	39.38	6,843.28	0.00	6,843.28
01 2220 112 006	LIBRARY - SALARIES INSTR AIDES AP	21,643.00	1,679.18	10,720.68	49.53	10,922.32	0.00	10,922.32
01 2220 112 007	LIBRARY - SALARIES INSTR AIDES SE	22,442.00	1,901.73	9,884.39	44.04	12,557.61	0.00	12,557.61
01 2220 112 008	LIBRARY - SALARIES INSTR AIDES BSMS	11,288.00	762.12	4,444.69	39.38	6,843.31	0.00	6,843.31
01 2220 122 001	LIBRARY - SUB AIDES BHS	0.00	0.00	0.00	0.00	0.00	0.00	0.00
01 2220 122 002	LIBRARY - SUB AIDES BE	544.00	0.00	526.45	96.77	17.55	0.00	17.55
01 2220 122 003	LIBRARY - SUB AIDES PC	3,777.00	299.32	1,769.31	46.84	2,007.69	0.00	2,007.69
01 2220 122 004	LIBRARY - SUB AIDES HE	460.00	0.00	0.00	0.00	460.00	0.00	460.00
01 2220 122 005	LIBRARY - SUB AIDES BMS	0.00	0.00	0.00	0.00	0.00	0.00	0.00
01 2220 122 006	LIBRARY - SUB AIDES AP	232.00	0.00	0.00	0.00	232.00	0.00	232.00
01 2220 122 007	LIBRARY - SUB AIDES SE	459.00	0.00	234.00	50.98	225.00	0.00	225.00
01 2220 123 001	LIBRARY - SUB TEACHERS BHS	1,188.00	175.00	700.00	58.92	488.00	0.00	488.00
01 2220 123 002	LIBRARY - SUB TEACHERS BE	2,051.00	175.00	700.00	34.13	1,351.00	0.00	1,351.00
01 2220 123 003	LIBRARY - SUB TEACHERS PC	4,210.00	262.50	1,050.00	24.94	3,160.00	0.00	3,160.00
01 2220 123 004	LIBRARY - SUB TEACHERS HE	1,080.00	87.50	525.00	48.61	555.00	0.00	555.00
01 2220 123 005	LIBRARY - SUB TEACHERS BMS	3,239.00	350.00	1,575.00	48.63	1,664.00	0.00	1,664.00
01 2220 123 006	LIBRARY - SUB TEACHERS AP	3,994.00	525.00	2,275.00	56.96	1,719.00	0.00	1,719.00
01 2220 123 007	LIBRARY - SUB TEACHERS SE	1,403.00	0.00	525.00	37.42	878.00	0.00	878.00
01 2220 123 008	LIBRARY - SUB TEACHERS BSMS	0.00	0.00	0.00	0.00	0.00	0.00	0.00
01 2220 150 005	LIBRARY - ADD'L COMP NON-INSTR BMS	0.00	2.06	10.30	0.00	(10.30)	0.00	(10.30)
01 2220 150 008	LIBRARY - ADD'L COMP NON-INSTR BSMS	0.00	2.05	10.25	0.00	(10.25)	0.00	(10.25)
01 2220 151 001	LIBRARY - ADD'L COMP TEACHERS BHS	175.00	14.60	73.00	41.71	102.00	0.00	102.00
01 2220 151 002	LIBRARY - ADD'L COMP TEACHERS BE	148.00	12.59	62.95	42.53	85.05	0.00	85.05
01 2220 151 003	LIBRARY - ADD'L COMP TEACHERS PC	180.00	14.95	188.03	104.46	(8.03)	0.00	(8.03)
01 2220 151 004	LIBRARY - ADD'L COMP TEACHERS HE	151.00	12.59	62.95	41.69	88.05	0.00	88.05
01 2220 151 005	LIBRARY - ADD'L COMP TEACHERS BMS	235.00	7.47	37.35	15.89	197.65	0.00	197.65
01 2220 151 006	LIBRARY - ADD'L COMP TEACHERS AP	176.00	14.95	74.75	42.47	101.25	0.00	101.25
01 2220 151 007	LIBRARY - ADD'L COMP TEACHERS SE	173.00	14.67	73.35	42.40	99.65	0.00	99.65
01 2220 151 008	LIBRARY - ADD'L COMP TEACHERS BSMS	282.00	7.48	37.40	13.26	244.60	0.00	244.60
01 2220 152 002	LIBRARY - ADD'L COMP AIDES BE	0.00	4.21	21.05	0.00	(21.05)	0.00	(21.05)
01 2220 152 003	LIBRARY - ADD'L COMP AIDES PC	0.00	0.00	0.00	0.00	0.00	0.00	0.00
01 2220 152 004	LIBRARY - ADD'L COMP AIDES HE	0.00	4.54	22.70	0.00	(22.70)	0.00	(22.70)
01 2220 152 006	LIBRARY - ADD'L COMP AIDES AP	0.00	0.00	0.00	0.00	0.00	0.00	0.00
01 2220 152 007	LIBRARY - ADD'L COMP AIDES SE	0.00	4.86	24.30	0.00	(24.30)	0.00	(24.30)
01 2220 211 001	LIBRARY - GROUP INS TEACHERS BHS	28,288.00	2,117.93	10,589.65	37.44	17,698.35	0.00	17,698.35
01 2220 211 002	LIBRARY - GROUP INS TEACHERS BE	32,815.00	2,456.90	12,284.50	37.44	20,530.50	0.00	20,530.50
01 2220 211 003	LIBRARY - GROUP INS TEACHERS PC	21,205.00	857.23	4,286.15	20.21	16,918.85	0.00	16,918.85

Account Number	Account Description	Revised Budget	Expended During Month	Expenditures to Date	% of Budget	Balance at EOM	P/ O Outstanding	Unencumbered Balance
01 2220 233 004	LIBRARY - RETIREMENT SUB TEACHERS HE	0.00	0.00	0.00	0.00	0.00	0.00	0.00
01 2220 233 005	LIBRARY - RETIREMENT SUB TEACHERS BMS	0.00	0.00	0.00	0.00	0.00	0.00	0.00
01 2220 233 006	LIBRARY - RETIREMENT SUB TEACHERS AP	0.00	0.00	0.00	0.00	0.00	0.00	0.00
01 2220 233 007	LIBRARY - RETIREMENT SUB TEACHERS SE	0.00	0.00	0.00	0.00	0.00	0.00	0.00
01 2220 233 008	LIBRARY - RETIREMENT SUB TEACHERS BSMS	0.00	0.00	0.00	0.00	0.00	0.00	0.00
01 2220 237 001	LIBRARY - INCR RET CONTR BHS	1,638.00	48.43	242.15	14.78	1,395.85	0.00	1,395.85
01 2220 237 002	LIBRARY - INCR RET CONTR BE	1,791.00	52.55	286.38	15.99	1,504.62	0.00	1,504.62
01 2220 237 003	LIBRARY - INCR RET CONTR PC	2,535.00	64.46	323.11	12.75	2,211.89	0.00	2,211.89
01 2220 237 004	LIBRARY - INCR RET CONTR HE	1,887.00	54.59	286.39	15.18	1,600.61	0.00	1,600.61
01 2220 237 005	LIBRARY - INCR RET CONTR BMS	1,023.00	30.37	156.50	15.30	866.50	0.00	866.50
01 2220 237 006	LIBRARY - INCR RET CONTR AP	1,908.00	49.61	248.09	13.00	1,659.91	0.00	1,659.91
01 2220 237 007	LIBRARY - INCR RET CONTR SE	2,092.00	62.55	315.48	15.08	1,776.52	0.00	1,776.52
01 2220 237 008	LIBRARY - INCR RET CONTR BSMS	1,023.00	30.38	156.50	15.30	866.50	0.00	866.50
01 2220 281 001	LIBRARY - HEALTH BEN TEACHERS BHS	3,963.00	338.97	1,694.85	42.77	2,268.15	0.00	2,268.15
01 2220 281 002	LIBRARY - HEALTH BEN TEACHERS BE	0.00	0.00	0.00	0.00	0.00	0.00	0.00
01 2220 281 003	LIBRARY - HEALTH BEN TEACHERS PC	2,811.00	120.25	601.25	21.39	2,209.75	0.00	2,209.75
01 2220 281 004	LIBRARY - HEALTH BEN TEACHERS HE	0.00	0.00	0.00	0.00	0.00	0.00	0.00
01 2220 281 005	LIBRARY - HEALTH BEN TEACHERS BMS	2,929.00	237.50	1,187.50	40.54	1,741.50	0.00	1,741.50
01 2220 281 006	LIBRARY - HEALTH BEN TEACHERS AP	0.00	0.00	0.00	0.00	0.00	0.00	0.00
01 2220 281 007	LIBRARY - HEALTH BEN TEACHERS SE	3,963.00	338.97	1,694.85	42.77	2,268.15	0.00	2,268.15
01 2220 281 008	LIBRARY - HEALTH BEN TEACHERS BSMS	2,929.00	237.50	1,187.50	40.54	1,741.50	0.00	1,741.50
01 2220 340 001	LIBRARY - OTHER PROF SERVICES BHS	0.00	0.00	0.00	0.00	0.00	0.00	0.00
01 2220 340 002	LIBRARY - OTHER PROF SERVICES BE	0.00	0.00	0.00	0.00	0.00	0.00	0.00
01 2220 340 003	LIBRARY - OTHER PROF SERVICES PC	0.00	0.00	0.00	0.00	0.00	0.00	0.00
01 2220 340 004	LIBRARY - OTHER PROF SERVICES HE	0.00	0.00	0.00	0.00	0.00	0.00	0.00
01 2220 340 005	LIBRARY - OTHER PROF SERVICES BMS	1,498.00	0.00	0.00	0.00	1,498.00	0.00	1,498.00
01 2220 340 006	LIBRARY - OTHER PROF SERVICES AP	0.00	0.00	0.00	0.00	0.00	0.00	0.00
01 2220 340 007	LIBRARY - OTHER PROF SERVICES SE	0.00	0.00	0.00	0.00	0.00	0.00	0.00
01 2220 340 008	LIBRARY - OTHER PROF SERVICES BSMS	1,520.00	0.00	0.00	0.00	1,520.00	0.00	1,520.00
01 2220 350 001	LIBRARY - TECH SERVICES BHS	0.00	0.00	0.00	0.00	0.00	0.00	0.00
01 2220 350 002	LIBRARY - TECH SERVICES BE	0.00	0.00	0.00	0.00	0.00	0.00	0.00
01 2220 350 003	LIBRARY - TECH SERVICES PC	0.00	0.00	0.00	0.00	0.00	0.00	0.00
01 2220 350 004	LIBRARY - TECH SERVICES HE	0.00	0.00	0.00	0.00	0.00	0.00	0.00
01 2220 350 005	LIBRARY - TECH SERVICES BMS	0.00	0.00	1,839.00	0.00	(1,839.00)	0.00	(1,839.00)
01 2220 350 006	LIBRARY - TECH SERVICES AP	0.00	0.00	0.00	0.00	0.00	0.00	0.00
01 2220 350 007	LIBRARY - TECH SERVICES SE	0.00	0.00	0.00	0.00	0.00	0.00	0.00
01 2220 350 008	LIBRARY - TECH SERVICES BSMS	0.00	0.00	999.00	0.00	(999.00)	0.00	(999.00)
01 2220 580 001	LIBRARY - TRAVEL & MILEAGE BHS	0.00	0.00	0.00	0.00	0.00	0.00	0.00
01 2220 580 002	LIBRARY - TRAVEL & MILEAGE BE	0.00	0.00	0.00	0.00	0.00	0.00	0.00
01 2220 580 003	LIBRARY - TRAVEL & MILEAGE PC	0.00	0.00	0.00	0.00	0.00	0.00	0.00
01 2220 580 004	LIBRARY - TRAVEL & MILEAGE HE	0.00	0.00	0.00	0.00	0.00	0.00	0.00
01 2220 580 005	LIBRARY - TRAVEL & MILEAGE BMS	0.00	0.00	0.00	0.00	0.00	0.00	0.00
01 2220 580 006	LIBRARY - TRAVEL & MILEAGE AP	0.00	0.00	0.00	0.00	0.00	0.00	0.00
01 2220 580 007	LIBRARY - TRAVEL & MILEAGE SE	0.00	0.00	0.00	0.00	0.00	0.00	0.00
01 2220 580 008	LIBRARY - TRAVEL & MILEAGE BSMS	0.00	0.00	0.00	0.00	0.00	0.00	0.00
01 2220 610 001	LIBRARY - SUPPLIES BHS	3,572.00	589.70	1,309.12	36.65	2,262.88	0.00	2,262.88
01 2220 610 002	LIBRARY - SUPPLIES BE	1,344.00	19.36	52.50	3.91	1,291.50	0.00	1,291.50
01 2220 610 003	LIBRARY - SUPPLIES PC	192.00	0.00	351.94	183.30	(159.94)	0.00	(159.94)
01 2220 610 004	LIBRARY - SUPPLIES HE	358.00	0.00	46.12	12.88	311.88	0.00	311.88
01 2220 610 005	LIBRARY - SUPPLIES BMS	370.00	100.80	100.80	27.24	269.20	0.00	269.20
01 2220 610 006	LIBRARY - SUPPLIES AP	572.00	44.35	184.29	32.22	387.71	0.00	387.71
01 2220 610 007	LIBRARY - SUPPLIES SE	1,016.00	75.22	159.50	26.42	856.50	108.88	747.62
01 2220 610 008	LIBRARY - SUPPLIES BSMS	962.00	0.00	45.74	4.75	916.26	0.00	916.26
01 2220 640 001	LIBRARY - BOOKS & PER BHS	12,090.00	1,797.43	1,997.43	18.10	10,092.57	191.15	9,901.42
01 2220 640 002	LIBRARY - BOOKS & PER BE	15,761.00	418.36	2,360.02	23.60	13,400.98	1,360.31	12,040.67

Account Number	Account Description	Revised Budget	Expended During Month	Expenditures to Date	% of Budget	Balance at EOM	P/ O Outstanding	Unencumbered Balance
01 2220 640 003	LIBRARY - BOOKS & PER PC	7,406.00	1,223.40	5,090.61	70.20	2,315.39	108.18	2,207.21
01 2220 640 004	LIBRARY - BOOKS & PER HE	5,835.00	285.83	516.46	8.85	5,318.54	0.00	5,318.54
01 2220 640 005	LIBRARY - BOOKS & PER BMS	8,160.00	876.02	2,262.37	31.80	5,897.63	332.19	5,565.44
01 2220 640 006	LIBRARY - BOOKS & PER AP	3,833.00	0.00	940.49	27.33	2,892.51	107.06	2,785.45
01 2220 640 007	LIBRARY - BOOKS & PER SE	4,269.00	118.49	1,834.35	45.91	2,434.65	125.58	2,309.07
01 2220 640 008	LIBRARY - BOOKS & PER BSMS	7,070.00	337.11	2,638.58	42.61	4,431.42	374.01	4,057.41
01 2220 650 001	LIBRARY - SUPPLIES TECH-REL BHS	780.00	0.00	275.00	75.26	505.00	312.00	193.00
01 2220 650 002	LIBRARY - SUPPLIES TECH-REL BE	0.00	0.00	0.00	0.00	0.00	0.00	0.00
01 2220 650 003	LIBRARY - SUPPLIES TECH-REL PC	792.00	0.00	0.00	0.00	792.00	0.00	792.00
01 2220 650 004	LIBRARY - SUPPLIES TECH-REL HE	0.00	0.00	0.00	0.00	0.00	0.00	0.00
01 2220 650 005	LIBRARY - SUPPLIES TECH-REL BMS	1,345.00	0.00	0.00	0.00	1,345.00	0.00	1,345.00
01 2220 650 006	LIBRARY - SUPPLIES TECH-REL AP	0.00	0.00	0.00	0.00	0.00	0.00	0.00
01 2220 650 007	LIBRARY - SUPPLIES TECH-REL SE	665.00	0.00	0.00	0.00	665.00	0.00	665.00
01 2220 650 008	LIBRARY - SUPPLIES TECH-REL BSMS	1,790.00	0.00	0.00	0.00	1,790.00	0.00	1,790.00
01 2220 733 001	LIBRARY - FURN & EQUIP BHS	1,234.00	24.99	24.99	2.03	1,209.01	0.00	1,209.01
01 2220 733 002	LIBRARY - FURN & EQUIP BE	0.00	0.00	0.00	0.00	0.00	0.00	0.00
01 2220 733 003	LIBRARY - FURN & EQUIP PC	299.00	0.00	0.00	0.00	299.00	0.00	299.00
01 2220 733 004	LIBRARY - FURN & EQUIP HE	0.00	0.00	0.00	0.00	0.00	0.00	0.00
01 2220 733 005	LIBRARY - FURN & EQUIP BMS	0.00	0.00	0.00	0.00	0.00	0.00	0.00
01 2220 733 006	LIBRARY - FURN & EQUIP AP	434.00	0.00	0.00	0.00	434.00	0.00	434.00
01 2220 733 007	LIBRARY - FURN & EQUIP SE	0.00	0.00	0.00	0.00	0.00	0.00	0.00
01 2220 733 008	LIBRARY - FURN & EQUIP BSMS	7,847.00	0.00	180.99	39.97	7,666.01	2,955.22	4,710.79
01 2220 734 001	LIBRARY - HARDWARE BHS	0.00	0.00	0.00	0.00	0.00	0.00	0.00
01 2220 734 002	LIBRARY - HARDWARE BE	0.00	0.00	0.00	0.00	0.00	0.00	0.00
01 2220 734 003	LIBRARY - HARDWARE PC	0.00	0.00	0.00	0.00	0.00	0.00	0.00
01 2220 734 004	LIBRARY - HARDWARE HE	0.00	0.00	0.00	0.00	0.00	0.00	0.00
01 2220 734 005	LIBRARY - HARDWARE BMS	0.00	0.00	0.00	0.00	0.00	0.00	0.00
01 2220 734 006	LIBRARY - HARDWARE AP	0.00	0.00	0.00	0.00	0.00	0.00	0.00
01 2220 734 007	LIBRARY - HARDWARE SE	0.00	0.00	0.00	0.00	0.00	0.00	0.00
01 2220 734 008	LIBRARY - HARDWARE BSMS	0.00	0.00	0.00	0.00	0.00	0.00	0.00
01 2220 735 001	LIBRARY - SOFTWARE BHS	1,454.00	0.00	284.20	19.55	1,169.80	0.00	1,169.80
01 2220 735 002	LIBRARY - SOFTWARE BE	1,415.00	0.00	284.19	20.08	1,130.81	0.00	1,130.81
01 2220 735 003	LIBRARY - SOFTWARE PC	1,451.00	0.00	284.20	19.59	1,166.80	0.00	1,166.80
01 2220 735 004	LIBRARY - SOFTWARE HE	1,415.00	0.00	500.19	35.35	914.81	0.00	914.81
01 2220 735 005	LIBRARY - SOFTWARE BMS	2,281.00	0.00	931.38	40.83	1,349.62	0.00	1,349.62
01 2220 735 006	LIBRARY - SOFTWARE AP	1,415.00	0.00	284.20	20.08	1,130.80	0.00	1,130.80
01 2220 735 007	LIBRARY - SOFTWARE SE	1,587.00	0.00	284.19	17.91	1,302.81	0.00	1,302.81
01 2220 735 008	LIBRARY - SOFTWARE BSMS	2,286.00	0.00	931.38	40.74	1,354.62	0.00	1,354.62
01 2220 810 001	LIBRARY - DUES & FEES BHS	1,125.00	562.50	562.50	50.00	562.50	0.00	562.50
01 2220 810 002	LIBRARY - DUES & FEES BE	898.00	562.50	612.49	68.21	285.51	0.00	285.51
01 2220 810 003	LIBRARY - DUES & FEES PC	919.00	562.50	632.50	68.82	286.50	0.00	286.50
01 2220 810 004	LIBRARY - DUES & FEES HE	835.00	562.50	562.50	67.37	272.50	0.00	272.50
01 2220 810 005	LIBRARY - DUES & FEES BMS	780.00	562.50	752.50	96.47	27.50	0.00	27.50
01 2220 810 006	LIBRARY - DUES & FEES AP	817.00	562.50	562.50	68.85	254.50	0.00	254.50
01 2220 810 007	LIBRARY - DUES & FEES SE	780.00	562.50	562.50	72.12	217.50	0.00	217.50
01 2220 810 008	LIBRARY - DUES & FEES BSMS	1,095.00	562.50	562.50	51.37	532.50	0.00	532.50
01 2220 890 001	LIBRARY - OTHER MISC BHS	0.00	0.00	0.00	0.00	0.00	0.00	0.00
01 2220 890 002	LIBRARY - OTHER MISC BE	0.00	0.00	0.00	0.00	0.00	0.00	0.00
01 2220 890 003	LIBRARY - OTHER MISC PC	0.00	0.00	0.00	0.00	0.00	0.00	0.00
01 2220 890 004	LIBRARY - OTHER MISC HE	0.00	0.00	0.00	0.00	0.00	0.00	0.00
01 2220 890 005	LIBRARY - OTHER MISC BMS	133.00	0.00	0.00	0.00	133.00	0.00	133.00
01 2220 890 006	LIBRARY - OTHER MISC AP	0.00	0.00	0.00	0.00	0.00	0.00	0.00
01 2220 890 007	LIBRARY - OTHER MISC SE	0.00	0.00	0.00	0.00	0.00	0.00	0.00
01 2220 890 008	LIBRARY - OTHER MISC BSMS	0.00	0.00	0.00	0.00	0.00	0.00	0.00
2220 SCHOOL LIBRARY SERVICES		1,178,822.00	91,563.17	450,770.21	38.75	728,051.79	5,974.58	722,077.21

Account Number	Account Description	Revised Budget	Expended During Month	Expenditures to Date	% of Budget	Balance at EOM	P/ O Outstanding	Unencumbered Balance
2230	INSTR-RELATED TECHNOLOGY							
01 2230 111 000	TECHNOLOGY - SALARIES TEACHERS DIST	0.00	0.00	0.00	0.00	0.00	0.00	0.00
01 2230 114 000	TECHNOLOGY - SALARIES TECH STAFF DIST	361,684.00	29,086.78	141,613.21	39.15	220,070.79	0.00	220,070.79
01 2230 124 000	TECHNOLOGY - SUB TECH STAFF DIST	0.00	0.00	0.00	0.00	0.00	0.00	0.00
01 2230 134 000	TECHNOLOGY - OT SALARIES TECH STAFF DIST	1,638.00	10.05	633.86	38.70	1,004.14	0.00	1,004.14
01 2230 151 000	TECHNOLOGY - ADD'L COMP TEACHERS DIST	0.00	0.00	0.00	0.00	0.00	0.00	0.00
01 2230 154 000	TECHNOLOGY - ADD'L COMP TECH STAFF DIST	1,118.00	62.02	310.10	27.74	807.90	0.00	807.90
01 2230 211 000	TECHNOLOGY - GROUP INS TEACHERS DIST	0.00	0.00	0.00	0.00	0.00	0.00	0.00
01 2230 214 000	TECHNOLOGY - GROUP INS TECH STAFF DIST	63,295.00	4,738.69	23,693.45	37.43	39,601.55	0.00	39,601.55
01 2230 221 000	TECHNOLOGY - SOC SEC TEACHERS DIST	0.00	0.00	0.00	0.00	0.00	0.00	0.00
01 2230 224 000	TECHNOLOGY - SOC SEC TECH STAFF DIST	28,751.00	2,238.69	10,945.80	38.07	17,805.20	0.00	17,805.20
01 2230 231 000	TECHNOLOGY - RETIREMENT TEACHERS DIST	0.00	0.00	0.00	0.00	0.00	0.00	0.00
01 2230 234 000	TECHNOLOGY - RETIREMENT TECH STAFF DIST	22,360.00	2,138.61	10,455.16	46.76	11,904.84	0.00	11,904.84
01 2230 237 000	TECHNOLOGY - INCR RET CONTR DIST	6,746.00	212.41	1,038.41	15.39	5,707.59	0.00	5,707.59
01 2230 281 000	TECHNOLOGY - HEALTH BEN TEACHERS DIST	0.00	0.00	0.00	0.00	0.00	0.00	0.00
01 2230 284 000	TECHNOLOGY - HEALTH BEN TECH STAFF DIST	11,226.00	934.22	4,671.10	41.61	6,554.90	0.00	6,554.90
01 2230 580 000	TECHNOLOGY - TRAVEL & MILEAGE	7,635.00	301.00	1,716.83	22.49	5,918.17	0.00	5,918.17
01 2230 733 000	TECHNOLOGY - FURN & EQUIP	0.00	0.00	0.00	0.00	0.00	0.00	0.00
01 2230 810 000	TECHNOLOGY - DUES & FEES DIST	465.00	0.00	0.00	0.00	465.00	0.00	465.00
2230	INSTR-RELATED TECHNOLOGY	504,918.00	39,722.47	195,077.92	38.64	309,840.08	0.00	309,840.08
2240	STUDENT ASSESSMENT							
01 2240 110 000	STU ASSESS - SALARIES NON-INSTR DIST	0.00	0.00	0.00	0.00	0.00	0.00	0.00
01 2240 130 000	STU ASSESS - OT SALAIRES NON-INSTR DIST	0.00	0.00	0.00	0.00	0.00	0.00	0.00
01 2240 150 000	STU ASSESS - ADD'L COMP NON-INSTR DIST	0.00	0.00	0.00	0.00	0.00	0.00	0.00
01 2240 210 000	STU ASSESS - GROUP INS NON-INSTR DIST	0.00	0.00	0.00	0.00	0.00	0.00	0.00
01 2240 220 000	STU ASSESS - SOC SEC NON-INSTR DIST	0.00	0.00	0.00	0.00	0.00	0.00	0.00
01 2240 230 000	STU ASSESS - RETIREMENT NON-INSTR DIST	0.00	0.00	0.00	0.00	0.00	0.00	0.00
01 2240 237 000	STU ASSESS - INCR RET CONTR DIST	0.00	0.00	0.00	0.00	0.00	0.00	0.00
01 2240 280 000	STU ASSESS - HEALTH BEN NON-INSTR DIST	0.00	0.00	0.00	0.00	0.00	0.00	0.00
2240	STUDENT ASSESSMENT	0.00	0.00	0.00	0.00	0.00	0.00	0.00
2310	BOARD OF EDUCATION							
01 2310 314 000	BOARD OF ED - LOBBYIST FEES	0.00	0.00	0.00	0.00	0.00	0.00	0.00
01 2310 340 000	BOARD OF ED - OTHER PROF SERVICES	10,539.00	0.00	0.00	0.00	10,539.00	0.00	10,539.00
01 2310 521 000	BOARD OF ED - FIDELITY BOND PREMIUMS	0.00	0.00	0.00	0.00	0.00	0.00	0.00
01 2310 540 000	BOARD OF ED - ADVERTISING	7,138.00	353.33	2,261.97	31.69	4,876.03	0.00	4,876.03
01 2310 580 000	BOARD OF ED - TRAVEL & MILEAGE	0.00	0.00	0.00	0.00	0.00	0.00	0.00
01 2310 610 000	BOARD OF ED - SUPPLIES	4,625.00	0.00	352.32	7.62	4,272.68	0.00	4,272.68
01 2310 733 000	BOARD OF ED - FURN & EQUIP	0.00	0.00	0.00	0.00	0.00	0.00	0.00
01 2310 735 000	BOARD OF ED - SOFTWARE	15,509.00	6,400.00	6,400.00	41.27	9,109.00	0.00	9,109.00
01 2310 810 000	BOARD OF ED - DUES & FEES	58,081.00	0.00	4,600.00	7.92	53,481.00	0.00	53,481.00
01 2310 890 000	BOARD OF ED - OTHER MISC	300.00	0.00	0.00	0.00	300.00	0.00	300.00
01 2310 950 000	BOARD OF ED - SPECIAL ITEMS	20,000.00	0.00	0.00	0.00	20,000.00	0.00	20,000.00
2310	BOARD OF EDUCATION	116,192.00	6,753.33	13,614.29	11.72	102,577.71	0.00	102,577.71
2320	EXECUTIVE ADMINISTRATION							
01 2320 105 000	EXEC ADMIN - SALARY OF SUPERINTENDENT	243,360.00	20,166.67	100,833.35	41.43	142,526.65	0.00	142,526.65
01 2320 110 000	EXEC ADMIN - SALARIES NON-INSTR	67,659.00	5,796.22	26,908.64	39.77	40,750.36	0.00	40,750.36
01 2320 111 000	EXEC ADMIN - PROF STAFF SALARIES	190,450.00	25,655.06	128,275.30	67.35	62,174.70	0.00	62,174.70
01 2320 130 000	EXEC ADMIN - OT SALARIES NON-INSTR	988.00	57.01	667.44	67.55	320.56	0.00	320.56
01 2320 150 000	EXEC ADMIN - ADD'L COMP NON-INSTR	138.00	11.78	58.90	42.68	79.10	0.00	79.10
01 2320 151 000	EXEC ADMIN - ADD'L COMP PROF STAFF	825.00	56.44	282.20	34.21	542.80	0.00	542.80
01 2320 155 000	EXEC ADMIN - ADD'L COMP SUPT.	14,213.00	296.45	1,482.25	10.43	12,730.75	0.00	12,730.75
01 2320 210 000	EXEC ADMIN - GROUP INS NON-INSTR	0.00	2.10	10.50	0.00	(10.50)	0.00	(10.50)
01 2320 211 000	EXEC ADMIN - GROUP INS PROF STAFF	30,645.00	4,235.86	21,179.30	69.11	9,465.70	0.00	9,465.70
01 2320 215 000	EXEC ADMIN - GROUP INS SUPERINTENDENT	33,081.00	2,475.80	12,379.00	37.42	20,702.00	0.00	20,702.00

Regular; Processing Month 01/2026

Account Number	Account Description	Revised Budget	Expended During Month	Expenditures to Date	% of Budget	Balance at EOM	P/ O Outstanding	Unencumbered Balance
01 2320 220 000	EXEC ADMIN - SOC SEC NON-INSTR	5,860.00	484.52	2,293.30	39.13	3,566.70	0.00	3,566.70
01 2320 221 000	EXEC ADMIN - SOC SEC PROF STAFF	14,463.00	1,891.09	9,455.45	65.38	5,007.55	0.00	5,007.55
01 2320 225 000	EXEC ADMIN - SOC SEC SUPERINTENDENT	16,325.00	1,540.48	3,142.85	19.25	13,182.15	0.00	13,182.15
01 2320 230 000	EXEC ADMIN - RETIREMENT NON-INSTR	4,223.00	430.21	2,026.84	48.00	2,196.16	0.00	2,196.16
01 2320 231 000	EXEC ADMIN - RETIREMENT PROF STAFF	11,798.00	1,885.65	9,428.25	79.91	2,369.75	0.00	2,369.75
01 2320 235 000	EXEC ADMIN - RETIREMENT SUPERINTENDENT	16,215.00	1,500.78	7,503.90	46.28	8,711.10	0.00	8,711.10
01 2320 237 000	EXEC ADMIN - INCR RET CONTR	9,574.00	379.00	1,883.06	19.67	7,690.94	0.00	7,690.94
01 2320 280 000	EXEC ADMIN - HEALTH BEN NON-INSTR	5,858.00	475.00	2,375.00	40.54	3,483.00	0.00	3,483.00
01 2320 281 000	EXEC ADMIN - HEALTH BENEFITS PROF STAFF	4,293.00	677.94	3,389.70	78.96	903.30	0.00	903.30
01 2320 580 000	EXEC ADMIN - TRAVEL & MILEAGE	8,879.00	214.20	2,986.46	33.64	5,892.54	0.00	5,892.54
01 2320 610 000	EXEC ADMIN - SUPPLIES	276.00	0.00	49.00	17.75	227.00	0.00	227.00
01 2320 734 000	EXEC ADMIN - HARDWARE	0.00	0.00	0.00	0.00	0.00	0.00	0.00
01 2320 810 000	EXEC ADMIN - DUES & FEES	15,380.00	120.00	1,592.00	10.35	13,788.00	0.00	13,788.00
01 2320 890 000	EXEC ADMIN - OTHER MISC	2,846.00	0.00	508.84	17.88	2,337.16	0.00	2,337.16
2320	EXECUTIVE ADMINISTRATION	697,349.00	68,352.34	338,711.53	48.57	358,637.47	0.00	358,637.47
2330	DISTRICT LEGAL SERVICES							
01 2330 314 000	DISTRICT LEGAL SERVICES - LOBBYIST FEES	30,824.00	0.00	6,950.00	22.55	23,874.00	0.00	23,874.00
01 2330 317 000	DISTRICT LEGAL SERVICES	118,161.00	1,544.80	23,489.17	19.88	94,671.83	0.00	94,671.83
2330	DISTRICT LEGAL SERVICES	148,985.00	1,544.80	30,439.17	20.43	118,545.83	0.00	118,545.83
2410	OFFICE OF THE PRINCIPAL							
01 2410 110 001	OFF/PRINCIPAL - SALARIES NON-INSTR BHS	108,044.00	8,637.28	51,481.59	47.65	56,562.41	0.00	56,562.41
01 2410 110 002	OFF/PRINCIPAL - SALARIES NON-INSTR BE	35,184.00	2,481.49	15,667.68	44.53	19,516.32	0.00	19,516.32
01 2410 110 003	OFF/PRINCIPAL - SALARIES NON-INSTR PC	166,288.00	12,109.81	66,726.57	40.13	99,561.43	0.00	99,561.43
01 2410 110 004	OFF/PRINCIPAL - SALARIES NON-INSTR HE	37,527.00	2,677.76	17,535.48	46.73	19,991.52	0.00	19,991.52
01 2410 110 005	OFF/PRINCIPAL - SALARIES NON-INSTR BMS	71,553.00	4,648.08	29,921.52	41.82	41,631.48	0.00	41,631.48
01 2410 110 006	OFF/PRINCIPAL - SALARIES NON-INSTR AP	37,558.00	9,502.71	51,736.57	137.75	(14,178.57)	0.00	(14,178.57)
01 2410 110 007	OFF/PRINCIPAL - SALARIES NON-INSTR SE	37,845.00	2,737.08	17,384.44	45.94	20,460.56	0.00	20,460.56
01 2410 110 008	OFF/PRINCIPAL - SALARIES NON-INSTR BSMS	65,666.00	5,088.49	31,332.00	47.71	34,334.00	0.00	34,334.00
01 2410 111 001	OFF/PRINCIPAL - SALARIES PRINCIPAL BHS	331,808.00	25,150.55	125,752.75	37.90	206,055.25	0.00	206,055.25
01 2410 111 002	OFF/PRINCIPAL - SALARIES PRINCIPAL BE	112,341.00	8,723.65	43,618.25	38.83	68,722.75	0.00	68,722.75
01 2410 111 003	OFF/PRINCIPAL - SALARIES PRINCIPAL PC	114,818.00	8,916.02	44,580.10	38.83	70,237.90	0.00	70,237.90
01 2410 111 004	OFF/PRINCIPAL - SALARIES PRINCIPAL HE	112,341.00	8,723.65	43,618.25	38.83	68,722.75	0.00	68,722.75
01 2410 111 005	OFF/PRINCIPAL - SALARIES PRINCIPAL BMS	194,649.00	15,115.08	75,575.40	38.83	119,073.60	0.00	119,073.60
01 2410 111 006	OFF/PRINCIPAL - SALARIES PRINCIPAL AP	138,951.00	10,790.00	53,950.00	38.83	85,001.00	0.00	85,001.00
01 2410 111 007	OFF/PRINCIPAL - SALARIES PRINCIPAL SE	115,793.00	8,991.67	44,958.35	38.83	70,834.65	0.00	70,834.65
01 2410 111 008	OFF/PRINCIPAL - SALARIES PRINCIPAL BSMS	178,268.00	14,561.75	72,808.75	40.84	105,459.25	0.00	105,459.25
01 2410 120 001	OFF/PRINCIPAL - SUBS NON-INSTR BHS	0.00	0.00	0.00	0.00	0.00	0.00	0.00
01 2410 120 002	OFF/PRINCIPAL - SUBS NON-INSTR BE	960.00	0.00	114.58	11.94	845.42	0.00	845.42
01 2410 120 003	OFF/PRINCIPAL - SUBS NON-INSTR PC	1,312.00	0.00	355.70	27.11	956.30	0.00	956.30
01 2410 120 004	OFF/PRINCIPAL - SUBS NON-INSTR HE	247.00	0.00	0.00	0.00	247.00	0.00	247.00
01 2410 120 005	OFF/PRINCIPAL - SUBS NON-INSTR BMS	0.00	0.00	0.00	0.00	0.00	0.00	0.00
01 2410 120 006	OFF/PRINCIPAL - SUBS NON-INSTR AP	0.00	0.00	0.00	0.00	0.00	0.00	0.00
01 2410 120 007	OFF/PRINCIPAL - SUBS NON-INSTR SE	1,041.00	0.00	0.00	0.00	1,041.00	0.00	1,041.00
01 2410 120 008	OFF/PRINCIPAL - SUBS NON-INSTR BSMS	19,203.00	0.00	0.00	0.00	19,203.00	0.00	19,203.00
01 2410 130 001	OFF/PRINCIPAL - OT NON-INSTR BHS	2,916.00	249.92	1,319.78	45.26	1,596.22	0.00	1,596.22
01 2410 130 002	OFF/PRINCIPAL - OT NON-INSTR BE	3,919.00	219.11	1,937.42	49.44	1,981.58	0.00	1,981.58
01 2410 130 003	OFF/PRINCIPAL - OT NON-INSTR PC	618.00	34.46	225.11	36.43	392.89	0.00	392.89
01 2410 130 004	OFF/PRINCIPAL - OT NON-INSTR HE	1,264.00	121.47	635.51	50.28	628.49	0.00	628.49
01 2410 130 005	OFF/PRINCIPAL - OT NON-INSTR BMS	2,894.00	258.37	1,973.58	68.20	920.42	0.00	920.42
01 2410 130 006	OFF/PRINCIPAL - OT NON-INSTR AP	3,821.00	233.55	1,288.93	33.73	2,532.07	0.00	2,532.07
01 2410 130 007	OFF/PRINCIPAL - OT NON-INSTR SE	1,597.00	57.25	1,093.29	68.46	503.71	0.00	503.71
01 2410 130 008	OFF/PRINCIPAL - OT NON-INSTR BSMS	1,761.00	0.66	526.20	29.88	1,234.80	0.00	1,234.80
01 2410 150 001	OFF/PRINCIPAL - ADD'L COMP NON-INSTR BHS	7,314.00	613.38	2,376.34	32.49	4,937.66	0.00	4,937.66
01 2410 150 002	OFF/PRINCIPAL - ADD'L COMP NON-INSTR BE	0.00	86.12	115.24	0.00	(115.24)	0.00	(115.24)

Regular; Processing Month 01/2026

Account Number	Account Description	Revised Budget	Expended During Month	Expenditures to Date	% of Budget	Balance at EOM	P/ O Outstanding	Unencumbered Balance
01 2410 150 003	OFF/PRINCIPAL - ADD'L COMP NON-INSTR PC	1,570.00	115.62	237.78	15.15	1,332.22	0.00	1,332.22
01 2410 150 004	OFF/PRINCIPAL - ADD'L COMP NON-INSTR HE	0.00	8.36	41.80	0.00	(41.80)	0.00	(41.80)
01 2410 150 005	OFF/PRINCIPAL - ADD'L COMP NON-INSTR BMS	138.00	13.89	104.45	75.69	33.55	0.00	33.55
01 2410 150 006	OFF/PRINCIPAL - ADD'L COMP NON-INSTR AP	2,003.00	15.77	94.19	4.70	1,908.81	0.00	1,908.81
01 2410 150 007	OFF/PRINCIPAL - ADD'L COMP NON-INSTR SE	0.00	8.40	42.00	0.00	(42.00)	0.00	(42.00)
01 2410 150 008	OFF/PRINCIPAL - ADD'L COMP NON-INSTR BSMS	143.00	14.68	93.11	65.11	49.89	0.00	49.89
01 2410 151 001	OFF/PRINCIPAL - ADD'L COMP PRINCIPAL BHS	2,642.00	350.33	571.65	21.64	2,070.35	0.00	2,070.35
01 2410 151 002	OFF/PRINCIPAL - ADD'L COMP PRINCIPAL BE	225.00	19.19	95.95	42.64	129.05	0.00	129.05
01 2410 151 003	OFF/PRINCIPAL - ADD'L COMP PRINCIPAL PC	230.00	19.62	98.10	42.65	131.90	0.00	131.90
01 2410 151 004	OFF/PRINCIPAL - ADD'L COMP PRINCIPAL HE	225.00	19.19	95.95	42.64	129.05	0.00	129.05
01 2410 151 005	OFF/PRINCIPAL - ADD'L COMP PRINCIPAL BMS	1,311.00	33.25	166.25	12.68	1,144.75	0.00	1,144.75
01 2410 151 006	OFF/PRINCIPAL - ADD'L COMP PRINCIPAL AP	361.00	23.74	118.70	32.88	242.30	0.00	242.30
01 2410 151 007	OFF/PRINCIPAL - ADD'L COMP PRINCIPAL SE	232.00	19.78	98.90	42.63	133.10	0.00	133.10
01 2410 151 008	OFF/PRINCIPAL - ADD'L COMP PRINCIPAL BSMS	1,258.00	32.03	160.15	12.73	1,097.85	0.00	1,097.85
01 2410 210 001	OFF/PRINCIPAL - GROUP INS NON-INSTR BHS	1,134.00	68.71	343.55	30.30	790.45	0.00	790.45
01 2410 210 002	OFF/PRINCIPAL - GROUP INS NON-INSTR BE	0.00	2.10	10.50	0.00	(10.50)	0.00	(10.50)
01 2410 210 003	OFF/PRINCIPAL - GROUP INS NON-INSTR PC	30,871.00	2,122.13	10,610.65	34.37	20,260.35	0.00	20,260.35
01 2410 210 004	OFF/PRINCIPAL - GROUP INS NON-INSTR HE	0.00	2.10	10.50	0.00	(10.50)	0.00	(10.50)
01 2410 210 005	OFF/PRINCIPAL - GROUP INS NON-INSTR BMS	9,176.00	4.20	21.00	0.23	9,155.00	0.00	9,155.00
01 2410 210 006	OFF/PRINCIPAL - GROUP INS NON-INSTR AP	247.00	2,120.03	10,598.05	4,290.71	(10,351.05)	0.00	(10,351.05)
01 2410 210 007	OFF/PRINCIPAL - GROUP INS NON-INSTR SE	12,195.00	912.97	4,564.85	37.43	7,630.15	0.00	7,630.15
01 2410 210 008	OFF/PRINCIPAL - GROUP INS NON-INSTR BSMS	0.00	4.20	21.00	0.00	(21.00)	0.00	(21.00)
01 2410 211 001	OFF/PRINCIPAL - GROUP INS PRINCIPAL BHS	63,367.00	4,335.37	21,676.85	34.21	41,690.15	0.00	41,690.15
01 2410 211 002	OFF/PRINCIPAL - GROUP INS PRINCIPAL BE	0.00	2.10	10.50	0.00	(10.50)	0.00	(10.50)
01 2410 211 003	OFF/PRINCIPAL - GROUP INS PRINCIPAL PC	21,659.00	1,634.13	8,170.65	37.72	13,488.35	0.00	13,488.35
01 2410 211 004	OFF/PRINCIPAL - GROUP INS PRINCIPAL HE	22,000.00	1,411.74	7,058.70	32.09	14,941.30	0.00	14,941.30
01 2410 211 005	OFF/PRINCIPAL - GROUP INS PRINCIPAL BMS	0.00	34.36	171.80	0.00	(171.80)	0.00	(171.80)
01 2410 211 006	OFF/PRINCIPAL - GROUP INS PRINCIPAL AP	32,597.00	2,456.90	12,284.50	37.69	20,312.50	0.00	20,312.50
01 2410 211 007	OFF/PRINCIPAL - GROUP INS PRINCIPAL SE	28,288.00	2,117.93	10,589.65	37.44	17,698.35	0.00	17,698.35
01 2410 211 008	OFF/PRINCIPAL - GROUP INS PRINCIPAL BSMS	49,222.00	3,685.36	18,426.80	37.44	30,795.20	0.00	30,795.20
01 2410 220 001	OFF/PRINCIPAL - SOC SEC NON-INSTR BHS	10,250.00	792.28	4,548.52	44.38	5,701.48	0.00	5,701.48
01 2410 220 002	OFF/PRINCIPAL - SOC SEC NON-INSTR BE	3,095.00	213.19	1,364.40	44.08	1,730.60	0.00	1,730.60
01 2410 220 003	OFF/PRINCIPAL - SOC SEC NON-INSTR PC	13,776.00	973.31	5,344.39	38.79	8,431.61	0.00	8,431.61
01 2410 220 004	OFF/PRINCIPAL - SOC SEC NON-INSTR HE	3,480.00	246.65	1,552.65	44.62	1,927.35	0.00	1,927.35
01 2410 220 005	OFF/PRINCIPAL - SOC SEC NON-INSTR BMS	6,732.00	476.49	2,948.43	43.80	3,783.57	0.00	3,783.57
01 2410 220 006	OFF/PRINCIPAL - SOC SEC NON-INSTR AP	3,807.00	747.31	4,038.17	106.07	(231.17)	0.00	(231.17)
01 2410 220 007	OFF/PRINCIPAL - SOC SEC NON-INSTR SE	3,148.00	214.41	1,416.76	45.01	1,731.24	0.00	1,731.24
01 2410 220 008	OFF/PRINCIPAL - SOC SEC NON-INSTR BSMS	5,704.00	422.32	2,603.68	45.65	3,100.32	0.00	3,100.32
01 2410 221 001	OFF/PRINCIPAL - SOC SEC PRINCIPAL BHS	26,946.00	1,957.92	9,699.28	36.00	17,246.72	0.00	17,246.72
01 2410 221 002	OFF/PRINCIPAL - SOC SEC PRINCIPAL BE	9,733.00	724.28	3,621.40	37.21	6,111.60	0.00	6,111.60
01 2410 221 003	OFF/PRINCIPAL - SOC SEC PRINCIPAL PC	8,933.00	678.52	3,392.60	37.98	5,540.40	0.00	5,540.40
01 2410 221 004	OFF/PRINCIPAL - SOC SEC PRINCIPAL HE	8,426.00	640.83	3,204.15	38.03	5,221.85	0.00	5,221.85
01 2410 221 005	OFF/PRINCIPAL - SOC SEC PRINCIPAL BMS	15,574.00	1,172.97	5,864.85	37.66	9,709.15	0.00	9,709.15
01 2410 221 006	OFF/PRINCIPAL - SOC SEC PRINCIPAL AP	10,786.00	818.56	4,092.80	37.95	6,693.20	0.00	6,693.20
01 2410 221 007	OFF/PRINCIPAL - SOC SEC PRINCIPAL SE	8,852.00	672.53	3,362.65	37.99	5,489.35	0.00	5,489.35
01 2410 221 008	OFF/PRINCIPAL - SOC SEC PRINCIPAL BSMS	13,596.00	1,097.18	5,485.90	40.35	8,110.10	0.00	8,110.10
01 2410 230 001	OFF/PRINCIPAL - RETIREMENT NON-INSTR BHS	6,948.00	665.90	3,893.60	56.04	3,054.40	0.00	3,054.40
01 2410 230 002	OFF/PRINCIPAL - RETIREMENT NON-INSTR BE	2,401.00	204.29	1,299.77	54.13	1,101.23	0.00	1,101.23
01 2410 230 003	OFF/PRINCIPAL - RETIREMENT NON-INSTR PC	10,335.00	898.86	4,927.21	47.67	5,407.79	0.00	5,407.79
01 2410 230 004	OFF/PRINCIPAL - RETIREMENT NON-INSTR HE	2,394.00	205.74	1,335.57	55.79	1,058.43	0.00	1,058.43
01 2410 230 005	OFF/PRINCIPAL - RETIREMENT NON-INSTR BMS	4,592.00	360.62	2,346.85	51.11	2,245.15	0.00	2,245.15
01 2410 230 006	OFF/PRINCIPAL - RETIREMENT NON-INSTR AP	2,606.00	715.61	3,897.37	149.55	(1,291.37)	0.00	(1,291.37)
01 2410 230 007	OFF/PRINCIPAL - RETIREMENT NON-INSTR SE	2,432.00	205.38	1,358.10	55.84	1,073.90	0.00	1,073.90
01 2410 230 008	OFF/PRINCIPAL - RETIREMENT NON-INSTR BSMS	4,165.00	374.06	2,343.04	56.26	1,821.96	0.00	1,821.96
01 2410 231 001	OFF/PRINCIPAL - RETIREMENT PRINCIPAL BHS	20,682.00	1,870.25	9,264.53	44.80	11,417.47	0.00	11,417.47

Account Number	Account Description	Revised Budget	Expended During Month	Expenditures to Date	% of Budget	Balance at EOM	P/ O Outstanding	Unencumbered Balance
01 2410 733 001	OFF/PRINCIPAL - FURN & EQUIP BHS	0.00	0.00	0.00	0.00	0.00	0.00	0.00
01 2410 733 002	OFF/PRINCIPAL - FURN & EQUIP BE	0.00	0.00	0.00	0.00	0.00	0.00	0.00
01 2410 733 003	OFF/PRINCIPAL - FURN & EQUIP PC	0.00	0.00	0.00	0.00	0.00	0.00	0.00
01 2410 733 004	OFF/PRINCIPAL - FURN & EQUIP HE	0.00	0.00	347.97	0.00	(347.97)	0.00	(347.97)
01 2410 733 005	OFF/PRINCIPAL - FURN & EQUIP BMS	0.00	0.00	0.00	0.00	0.00	0.00	0.00
01 2410 733 006	OFF/PRINCIPAL - FURN & EQUIP AP	0.00	0.00	5,650.19	0.00	(5,650.19)	0.00	(5,650.19)
01 2410 733 007	OFF/PRINCIPAL - FURN & EQUIP SE	2,187.00	0.00	0.00	0.00	2,187.00	0.00	2,187.00
01 2410 733 008	OFF/PRINCIPAL - FURN & EQUIP BSMS	0.00	0.00	0.00	0.00	0.00	0.00	0.00
01 2410 810 001	OFF/PRINCIPAL - DUES & FEES BHS	23,369.00	435.00	6,277.10	26.86	17,091.90	0.00	17,091.90
01 2410 810 002	OFF/PRINCIPAL - DUES & FEES BE	1,161.00	0.00	0.00	0.00	1,161.00	0.00	1,161.00
01 2410 810 003	OFF/PRINCIPAL - DUES & FEES PC	0.00	0.00	435.00	0.00	(435.00)	0.00	(435.00)
01 2410 810 004	OFF/PRINCIPAL - DUES & FEES HE	782.00	0.00	735.00	93.99	47.00	0.00	47.00
01 2410 810 005	OFF/PRINCIPAL - DUES & FEES BMS	3,453.00	0.00	0.00	0.00	3,453.00	0.00	3,453.00
01 2410 810 006	OFF/PRINCIPAL - DUES & FEES AP	2,818.00	0.00	50.00	1.77	2,768.00	0.00	2,768.00
01 2410 810 007	OFF/PRINCIPAL - DUES & FEES SE	1,565.00	0.00	50.00	3.19	1,515.00	0.00	1,515.00
01 2410 810 008	OFF/PRINCIPAL - DUES & FEES BSMS	4,626.00	0.00	0.00	0.00	4,626.00	0.00	4,626.00
01 2410 890 001	OFF/PRINCIPAL - OTHER MISC BHS	1,158.00	0.00	0.00	0.00	1,158.00	0.00	1,158.00
01 2410 890 002	OFF/PRINCIPAL - OTHER MISC BE	4,215.00	0.00	0.00	0.00	4,215.00	0.00	4,215.00
01 2410 890 003	OFF/PRINCIPAL - OTHER MISC PC	140.00	0.00	0.00	0.00	140.00	0.00	140.00
01 2410 890 004	OFF/PRINCIPAL - OTHER MISC HE	1,594.00	0.00	0.00	0.00	1,594.00	0.00	1,594.00
01 2410 890 005	OFF/PRINCIPAL - OTHER MISC BMS	1,704.00	0.00	0.00	0.00	1,704.00	0.00	1,704.00
01 2410 890 006	OFF/PRINCIPAL - OTHER MISC AP	0.00	0.00	0.00	0.00	0.00	0.00	0.00
01 2410 890 007	OFF/PRINCIPAL - OTHER MISC SE	0.00	0.00	0.00	0.00	0.00	0.00	0.00
01 2410 890 008	OFF/PRINCIPAL - OTHER MISC BSMS	1,125.00	0.00	0.00	0.00	1,125.00	0.00	1,125.00
2410	OFFICE OF THE PRINCIPAL	2,679,622.00	205,473.86	1,099,986.10	41.05	1,579,635.90	27.19	1,579,608.71
2490	SCHOOL ADMIN OTHER							
01 2490 111 001	OTH BLDG ADMIN - SALARIES AD BHS	61,831.00	4,790.88	23,954.40	38.74	37,876.60	0.00	37,876.60
01 2490 111 005	OTH BLDG ADMIN - SALARIES AD BMS	58,397.00	4,534.74	22,673.70	38.83	35,723.30	0.00	35,723.30
01 2490 111 008	OTH BLDG ADMIN - SALARIES AD BSMS	45,226.00	4,221.33	21,106.65	46.67	24,119.35	0.00	24,119.35
01 2490 151 001	OTH BLDG ADMIN - ADD'L COMP AD BHS	0.00	10.54	52.70	0.00	(52.70)	0.00	(52.70)
01 2490 151 005	OTH BLDG ADMIN - ADD'L COMP AD BMS	0.00	9.98	49.90	0.00	(49.90)	0.00	(49.90)
01 2490 151 008	OTH BLDG ADMIN - ADD'L COMP AD BSMS	0.00	9.29	46.45	0.00	(46.45)	0.00	(46.45)
01 2490 211 001	OTH BLDG ADMIN - GROUP INS AD BHS	432.00	32.26	161.30	37.34	270.70	0.00	270.70
01 2490 211 005	OTH BLDG ADMIN - GROUP INS AD BMS	0.00	32.25	161.25	0.00	(161.25)	0.00	(161.25)
01 2490 211 008	OTH BLDG ADMIN - GROUP INS AD BSMS	16,407.00	1,228.44	6,142.20	37.44	10,264.80	0.00	10,264.80
01 2490 220 005	OTH BLDG ADMIN - SOC SEC NON-INSTR BMS	0.00	0.00	0.00	0.00	0.00	0.00	0.00
01 2490 221 001	OTH BLDG ADMIN - SOC SEC AD BHS	5,052.00	383.09	1,915.45	37.91	3,136.55	0.00	3,136.55
01 2490 221 005	OTH BLDG ADMIN - SOC SEC AD BMS	4,586.00	347.44	1,737.22	37.88	2,848.78	0.00	2,848.78
01 2490 221 008	OTH BLDG ADMIN - SOC SEC AD BSMS	3,474.00	318.82	1,594.12	45.89	1,879.88	0.00	1,879.88
01 2490 231 001	OTH BLDG ADMIN - RETIREMENT AD BHS	3,825.00	352.13	1,760.65	46.03	2,064.35	0.00	2,064.35
01 2490 231 005	OTH BLDG ADMIN - RETIREMENT AD BMS	3,621.00	333.30	1,666.50	46.02	1,954.50	0.00	1,954.50
01 2490 231 008	OTH BLDG ADMIN - RETIREMENT AD BSMS	2,794.00	310.27	1,551.35	55.52	1,242.65	0.00	1,242.65
01 2490 237 001	OTH BLDG ADMIN - INCR RET CONTR AD BHS	1,153.00	34.98	174.90	15.17	978.10	0.00	978.10
01 2490 237 005	OTH BLDG ADMIN - INCR RET CONTR AD BMS	1,091.00	33.10	165.50	15.17	925.50	0.00	925.50
01 2490 237 008	OTH BLDG ADMIN - INCR RET CONTR AD BSMS	822.00	30.81	154.07	18.74	667.93	0.00	667.93
01 2490 281 001	OTH BLDG ADMIN - HEALTH BEN AD BHS	2,564.00	206.30	1,031.50	40.23	1,532.50	0.00	1,532.50
01 2490 281 005	OTH BLDG ADMIN - HEALTH BEN AD BMS	1,464.00	103.15	515.75	35.23	948.25	0.00	948.25
01 2490 281 008	OTH BLDG ADMIN - HEALTH BEN AD BSMS	0.00	0.00	0.00	0.00	0.00	0.00	0.00
01 2490 810 001	OTH BLDG ADMIN - DUES & FEES BHS	0.00	0.00	0.00	0.00	0.00	0.00	0.00
01 2490 810 005	OTH BLDG ADMIN - DUES & FEES BMS	0.00	0.00	0.00	0.00	0.00	0.00	0.00
01 2490 810 008	OTH BLDG ADMIN - DUES & FEES BSMS	0.00	0.00	0.00	0.00	0.00	0.00	0.00
2490	SCHOOL ADMIN OTHER	212,739.00	17,323.10	86,615.56	40.71	126,123.44	0.00	126,123.44
2510	FISCAL SERVICES							
01 2510 110 000	FISCAL SERV - SALARIES NON-INSTR	127,956.00	9,989.26	47,897.25	37.43	80,058.75	0.00	80,058.75

Regular; Processing Month 01/2026

Account Number	Account Description	Revised Budget	Expended During Month	Expenditures to Date	% of Budget	Balance at EOM	P/ O Outstanding	Unencumbered Balance
01 2570 735 000	PERSONNEL SERVICES - SOFTWARE	0.00	0.00	0.00	0.00	0.00	0.00	0.00
01 2570 810 000	PERSONNEL SERVICES - DUES & FEES	18,587.00	606.95	8,140.15	43.79	10,446.85	0.00	10,446.85
01 2570 890 000	PERSONNEL SERVICES - OTHER MISC	0.00	0.00	0.00	0.00	0.00	0.00	0.00
2570	PERSONNEL SERVICES	29,430.00	1,321.03	14,027.89	47.67	15,402.11	0.00	15,402.11
2580	ADMIN TECH SERVICES							
01 2580 110 000	ADMIN TECH SERV - SALARIES NON-INSTR	77,592.00	4,129.88	19,716.76	25.41	57,875.24	0.00	57,875.24
01 2580 130 000	ADMIN TECH SERV - OT SALARIES NON-INSTR	504.00	17.24	271.34	53.84	232.66	0.00	232.66
01 2580 150 000	ADMIN TECH SERV - ADD'L COMP NON-INSTR	0.00	8.58	42.90	0.00	(42.90)	0.00	(42.90)
01 2580 210 000	ADMIN TECH SERV - GROUP INS NON-INSTR	2,684.00	2.10	10.50	0.39	2,673.50	0.00	2,673.50
01 2580 220 000	ADMIN TECH SERV - SOC SEC NON-INSTR	6,088.00	389.31	1,889.36	31.03	4,198.64	0.00	4,198.64
01 2580 230 000	ADMIN TECH SERV - RETIREMENT NON-INSTR	4,834.00	304.82	1,469.14	30.39	3,364.86	0.00	3,364.86
01 2580 237 000	ADMIN TECH SERV - INCR RET CONTR	1,416.00	30.27	145.92	10.31	1,270.08	0.00	1,270.08
01 2580 280 000	ADMIN TECH SERV - HEALTH BEN NON-INSTR	1,953.00	950.00	4,750.00	243.22	(2,797.00)	0.00	(2,797.00)
01 2580 580 000	ADMIN TECH SERV - TRAVEL & MILEAGE	0.00	0.00	0.00	0.00	0.00	0.00	0.00
2580	ADMIN TECH SERVICES	95,071.00	5,832.20	28,295.92	29.76	66,775.08	0.00	66,775.08
2590	CENTRAL SRVCS							
01 2590 110 000	CENTR SRVCS - SALARIES NON-INSTR DIST	53,830.00	8,505.00	39,909.18	74.14	13,920.82	0.00	13,920.82
01 2590 130 000	CENTR SRVCS - OT SALARIES NON-INSTR DIST	279.00	0.00	113.25	40.59	165.75	0.00	165.75
01 2590 150 000	CENTR SRVCS - ADD'L COMP NON-INSTR DIS	202.00	17.75	88.75	43.94	113.25	0.00	113.25
01 2590 210 000	CENTR SRVCS - GROUP INS NON-INSTR DIST	0.00	915.07	4,575.35	0.00	(4,575.35)	0.00	(4,575.35)
01 2590 220 000	CENTR SRVCS - SOC SEC NON-INSTR DIST	5,216.00	651.51	3,066.04	58.78	2,149.96	0.00	2,149.96
01 2590 230 000	CENTR SRVCS - RETIREMENT NON-INSTR DIST	3,350.00	625.11	2,941.64	87.81	408.36	0.00	408.36
01 2590 237 000	CENTR SRVCS - INCR RET CONTR DIST	1,006.00	62.09	292.16	29.04	713.84	0.00	713.84
01 2590 280 000	CENTR SRVCS - HEALTH BEN NON-INSTR DIST	11,716.00	0.00	0.00	0.00	11,716.00	0.00	11,716.00
2590	CENTRAL SRVCS	75,599.00	10,776.53	50,986.37	67.44	24,612.63	0.00	24,612.63
2610	OP OF BLDGS							
01 2610 110 000	OP OF BLDGS - SALARIES NON-INSTR DIST	66,463.00	5,098.24	24,408.45	36.72	42,054.55	0.00	42,054.55
01 2610 110 001	OP OF BLDGS - SALARIES NON-INSTR BHS	117,818.00	9,576.50	46,581.30	39.54	71,236.70	0.00	71,236.70
01 2610 110 002	OP OF BLDGS - SALARIES NON-INSTR BE	70,611.00	5,878.98	26,953.72	38.17	43,657.28	0.00	43,657.28
01 2610 110 003	OP OF BLDGS - SALARIES NON-INSTR PC	64,010.00	5,401.53	29,020.63	45.34	34,989.37	0.00	34,989.37
01 2610 110 004	OP OF BLDGS - SALARIES NON-INSTR HE	57,639.00	4,774.98	22,810.55	39.57	34,828.45	0.00	34,828.45
01 2610 110 005	OP OF BLDGS - SALARIES NON-INSTR BMS	97,508.00	8,067.68	38,382.19	39.36	59,125.81	0.00	59,125.81
01 2610 110 006	OP OF BLDGS - SALARIES NON-INSTR AP	69,381.00	5,957.13	27,086.46	39.04	42,294.54	0.00	42,294.54
01 2610 110 007	OP OF BLDGS - SALARIES NON-INSTR SE	58,198.00	4,842.58	22,938.45	39.41	35,259.55	0.00	35,259.55
01 2610 110 008	OP OF BLDGS - SALARIES NON-INSTR BSMS	80,762.00	6,630.67	31,480.88	38.98	49,281.12	0.00	49,281.12
01 2610 116 000	OP OF BLDGS - SALARIES PROF NON-CER DIST	107,263.00	8,329.37	41,646.85	38.83	65,616.15	0.00	65,616.15
01 2610 120 000	OP OF BLDGS - TEMP SALARIES NON-INSTR DIST	24,234.00	0.00	333.26	1.38	23,900.74	0.00	23,900.74
01 2610 130 000	OP OF BLDGS - OT SALARIES NON-INSTR DIST	11,931.00	508.76	3,994.60	33.48	7,936.40	0.00	7,936.40
01 2610 130 001	OP OF BLDGS - OT SALARIES NON-INSTR BHS	17,993.00	1,435.09	6,119.03	34.01	11,873.97	0.00	11,873.97
01 2610 130 002	OP OF BLDGS - OT SALARIES NON-INSTR BE	15,824.00	1,211.56	7,727.97	48.84	8,096.03	0.00	8,096.03
01 2610 130 003	OP OF BLDGS - OT SALARIES NON-INSTR PC	19,467.00	788.54	4,205.34	21.60	15,261.66	0.00	15,261.66
01 2610 130 004	OP OF BLDGS - OT SALARIES NON-INSTR HE	12,910.00	922.50	4,472.14	34.64	8,437.86	0.00	8,437.86
01 2610 130 005	OP OF BLDGS - OT SALARIES NON-INSTR BMS	8,826.00	624.05	4,357.05	49.37	4,468.95	0.00	4,468.95
01 2610 130 006	OP OF BLDGS - OT SALARIES NON-INSTR AP	9,017.00	654.83	3,290.50	36.49	5,726.50	0.00	5,726.50
01 2610 130 007	OP OF BLDGS - OT SALARIES NON-INSTR SE	3,309.00	70.25	2,082.24	62.93	1,226.76	0.00	1,226.76
01 2610 130 008	OP OF BLDGS - OT SALARIES NON-INSTR BSMS	9,632.00	1,238.01	5,116.66	53.12	4,515.34	0.00	4,515.34
01 2610 150 000	OP OF BLDGS - ADD'L COMP NON-INSTR DIST	427.00	10.24	51.20	11.99	375.80	0.00	375.80
01 2610 150 001	OP OF BLDGS - ADD'L COMP NON-INSTR BHS	233.00	19.89	99.45	42.68	133.55	0.00	133.55
01 2610 150 002	OP OF BLDGS - ADD'L COMP NON-INSTR BE	134.00	11.47	57.35	42.80	76.65	0.00	76.65
01 2610 150 003	OP OF BLDGS - ADD'L COMP NON-INSTR PC	761.00	40.44	202.20	26.57	558.80	0.00	558.80
01 2610 150 004	OP OF BLDGS - ADD'L COMP NON-INSTR HE	112.00	9.59	47.95	42.81	64.05	0.00	64.05
01 2610 150 005	OP OF BLDGS - ADD'L COMP NON-INSTR BMS	854.00	46.56	232.80	27.26	621.20	0.00	621.20
01 2610 150 006	OP OF BLDGS - ADD'L COMP NON-INSTR AP	135.00	11.54	57.70	42.74	77.30	0.00	77.30
01 2610 150 007	OP OF BLDGS - ADD'L COMP NON-INSTR SE	574.00	39.92	199.60	34.77	374.40	0.00	374.40

Account Number	Account Description	Revised Budget	Expended During Month	Expenditures to Date	% of Budget	Balance at EOM	P/ O Outstanding	Unencumbered Balance
01 2610 350 004	OP OF BLDGS - TECH SERVICES HE	0.00	0.00	0.00	0.00	0.00	0.00	0.00
01 2610 382 000	OP OF BLDGS - DISTANCE ED & TELECOM DIST	12,517.00	673.87	3,781.80	30.21	8,735.20	0.00	8,735.20
01 2610 382 001	OP OF BLDGS - DISTANCE ED & TELECOM BHS	3,284.00	213.31	1,063.79	32.39	2,220.21	0.00	2,220.21
01 2610 382 002	OP OF BLDGS - DISTANCE ED & TELECOM BE	2,185.00	141.99	707.10	32.36	1,477.90	0.00	1,477.90
01 2610 382 003	OP OF BLDGS - DISTANCE ED & TELECOM PC	2,134.00	138.66	691.40	32.40	1,442.60	0.00	1,442.60
01 2610 382 004	OP OF BLDGS - DISTANCE ED & TELECOM HE	2,020.00	131.31	654.65	32.41	1,365.35	0.00	1,365.35
01 2610 382 005	OP OF BLDGS - DISTANCE ED & TELECOM BMS	1,066.00	69.25	345.31	32.39	720.69	0.00	720.69
01 2610 382 006	OP OF BLDGS - DISTANCE ED & TELECOM AP	2,525.00	164.13	818.45	32.41	1,706.55	0.00	1,706.55
01 2610 382 007	OP OF BLDGS - DISTANCE ED & TELECOM SE	1,010.00	65.65	327.31	32.41	682.69	0.00	682.69
01 2610 382 008	OP OF BLDGS - DISTANCE ED & TELECOM BSMS	1,515.00	98.48	490.98	32.41	1,024.02	0.00	1,024.02
01 2610 410 001	OP OF BLDGS - WATER & SEWER BHS	0.00	0.00	267.77	0.00	(267.77)	0.00	(267.77)
01 2610 410 002	OP OF BLDGS - WATER & SEWER BE	0.00	0.00	0.00	0.00	0.00	0.00	0.00
01 2610 410 003	OP OF BLDGS - WATER & SEWER PC	0.00	9.99	24.11	0.00	(24.11)	0.00	(24.11)
01 2610 410 004	OP OF BLDGS - WATER & SEWER HE	0.00	0.00	0.00	0.00	0.00	0.00	0.00
01 2610 410 005	OP OF BLDGS - WATER & SEWER BMS	0.00	0.00	0.00	0.00	0.00	0.00	0.00
01 2610 410 006	OP OF BLDGS - WATER & SEWER AP	0.00	0.00	0.00	0.00	0.00	0.00	0.00
01 2610 410 007	OP OF BLDGS - WATER & SEWER SE	0.00	0.00	0.00	0.00	0.00	0.00	0.00
01 2610 410 008	OP OF BLDGS - WATER & SEWER BSMS	0.00	0.00	0.00	0.00	0.00	0.00	0.00
01 2610 431 000	OP OF BLDGS - REPAIRS & MAINT DIST	52,998.00	1.47	5,252.24	10.00	47,745.76	50.00	47,695.76
01 2610 431 001	OP OF BLDGS - REPAIRS & MAINT BHS	220,049.00	4,126.13	95,204.09	45.52	124,844.91	4,969.00	119,875.91
01 2610 431 002	OP OF BLDGS - REPAIRS & MAINT BE	59,407.00	3,207.98	22,021.26	55.38	37,385.74	10,877.00	26,508.74
01 2610 431 003	OP OF BLDGS - REPAIRS & MAINT PC	20,103.00	673.50	7,033.71	67.30	13,069.29	6,496.00	6,573.29
01 2610 431 004	OP OF BLDGS - REPAIRS & MAINT HE	130,623.00	4,848.00	58,830.40	46.40	71,792.60	1,780.00	70,012.60
01 2610 431 005	OP OF BLDGS - REPAIRS & MAINT BMS	107,619.00	7,695.05	27,780.70	32.84	79,838.30	7,565.00	72,273.30
01 2610 431 006	OP OF BLDGS - REPAIRS & MAINT AP	62,375.00	452.47	23,138.50	37.10	39,236.50	0.00	39,236.50
01 2610 431 007	OP OF BLDGS - REPAIRS & MAINT SE	51,400.00	2,052.53	21,621.56	42.07	29,778.44	0.00	29,778.44
01 2610 431 008	OP OF BLDGS - REPAIRS & MAINT BSMS	1,091.00	960.81	10,260.15	940.44	(9,169.15)	0.00	(9,169.15)
01 2610 440 000	OP OF BLDGS - RENTALS DIST	208,900.00	13,459.27	68,312.73	32.70	140,587.27	0.00	140,587.27
01 2610 440 001	OP OF BLDGS - RENTALS BHS	0.00	0.00	0.00	0.00	0.00	0.00	0.00
01 2610 440 002	OP OF BLDGS - RENTALS BE	623.00	42.00	206.00	33.07	417.00	0.00	417.00
01 2610 440 003	OP OF BLDGS - RENTALS PC	0.00	0.00	0.00	0.00	0.00	0.00	0.00
01 2610 440 004	OP OF BLDGS - RENTALS HE	1,110.00	0.00	0.00	0.00	1,110.00	0.00	1,110.00
01 2610 440 005	OP OF BLDGS - RENTALS BMS	0.00	0.00	0.00	0.00	0.00	0.00	0.00
01 2610 440 006	OP OF BLDGS - RENTALS AP	0.00	0.00	860.00	0.00	(860.00)	0.00	(860.00)
01 2610 440 007	OP OF BLDGS - RENTALS SE	0.00	0.00	0.00	0.00	0.00	0.00	0.00
01 2610 440 008	OP OF BLDGS - RENTALS BSMS	0.00	0.00	0.00	0.00	0.00	0.00	0.00
01 2610 520 000	OP OF BLDGS - LIABILITY INS DIST	0.00	0.00	0.00	0.00	0.00	0.00	0.00
01 2610 520 001	OP OF BLDGS - LIABILITY INS BHS	0.00	0.00	0.00	0.00	0.00	0.00	0.00
01 2610 520 002	OP OF BLDGS - LIABILITY INS BE	0.00	0.00	0.00	0.00	0.00	0.00	0.00
01 2610 520 003	OP OF BLDGS - LIABILITY INS PC	0.00	0.00	0.00	0.00	0.00	0.00	0.00
01 2610 520 004	OP OF BLDGS - LIABILITY INS HE	0.00	0.00	0.00	0.00	0.00	0.00	0.00
01 2610 520 005	OP OF BLDGS - LIABILITY INS BMS	0.00	0.00	0.00	0.00	0.00	0.00	0.00
01 2610 520 006	OP OF BLDGS - LIABILITY INS AP	0.00	0.00	0.00	0.00	0.00	0.00	0.00
01 2610 520 007	OP OF BLDGS - LIABILITY INS SE	0.00	0.00	0.00	0.00	0.00	0.00	0.00
01 2610 520 008	OP OF BLDGS - LIABILITY INS BSMS	0.00	0.00	0.00	0.00	0.00	0.00	0.00
01 2610 530 000	OP OF BLDGS - TELEPHONE DIST	0.00	0.00	0.00	0.00	0.00	0.00	0.00
01 2610 530 001	OP OF BLDGS - TELEPHONE BHS	0.00	0.00	0.00	0.00	0.00	0.00	0.00
01 2610 530 002	OP OF BLDGS - TELEPHONE BE	0.00	0.00	0.00	0.00	0.00	0.00	0.00
01 2610 530 003	OP OF BLDGS - TELEPHONE PC	0.00	0.00	0.00	0.00	0.00	0.00	0.00
01 2610 530 004	OP OF BLDGS - TELEPHONE HE	0.00	0.00	0.00	0.00	0.00	0.00	0.00
01 2610 530 005	OP OF BLDGS - TELEPHONE BMS	0.00	0.00	0.00	0.00	0.00	0.00	0.00
01 2610 530 006	OP OF BLDGS - TELEPHONE AP	0.00	0.00	0.00	0.00	0.00	0.00	0.00
01 2610 530 007	OP OF BLDGS - TELEPHONE SE	0.00	0.00	0.00	0.00	0.00	0.00	0.00
01 2610 530 008	OP OF BLDGS - TELEPHONE BSMS	0.00	0.00	0.00	0.00	0.00	0.00	0.00
01 2610 531 000	OP OF BLDGS - POSTAGE DIST	25,687.00	0.00	0.00	0.00	25,687.00	0.00	25,687.00

Account Number	Account Description	Revised Budget	Expended During Month	Expenditures to Date	% of Budget	Balance at EOM	P/ O Outstanding	Unencumbered Balance
01 2660 590 004	SECURITY - PURCHASED SERVICES HE	0.00	0.00	0.00	0.00	0.00	0.00	0.00
01 2660 590 005	SECURITY - PURCHASED SERVICES BMS	0.00	0.00	690.42	0.00	(690.42)	0.00	(690.42)
01 2660 590 006	SECURITY - PURCHASED SERVICES AP	0.00	0.00	0.00	0.00	0.00	0.00	0.00
01 2660 590 007	SECURITY - PURCHASED SERVICES SE	0.00	0.00	0.00	0.00	0.00	0.00	0.00
01 2660 590 008	SECURITY - PURCHASED SERVICES BSMS	0.00	0.00	0.00	0.00	0.00	0.00	0.00
01 2660 610 000	SECURITY - SUPPLIES DIST	1,499.00	0.00	0.00	0.00	1,499.00	0.00	1,499.00
01 2660 610 001	SECURITY - SUPPLIES BHS	962.00	0.00	0.00	0.00	962.00	0.00	962.00
01 2660 610 002	SECURITY - SUPPLIES BE	0.00	0.00	0.00	0.00	0.00	0.00	0.00
01 2660 610 003	SECURITY - SUPPLIES PC	0.00	0.00	0.00	0.00	0.00	0.00	0.00
01 2660 610 004	SECURITY - SUPPLIES HE	0.00	0.00	0.00	0.00	0.00	0.00	0.00
01 2660 610 005	SECURITY - SUPPLIES BMS	0.00	0.00	0.00	0.00	0.00	0.00	0.00
01 2660 610 006	SECURITY - SUPPLIES AP	0.00	0.00	0.00	0.00	0.00	0.00	0.00
01 2660 610 007	SECURITY - SUPPLIES SE	0.00	0.00	0.00	0.00	0.00	0.00	0.00
01 2660 610 008	SECURITY - SUPPLIES BSMS	0.00	0.00	233.60	0.00	(233.60)	0.00	(233.60)
01 2660 733 000	SECURITY - FURN & FIXTURES DIST	0.00	0.00	0.00	0.00	0.00	0.00	0.00
01 2660 733 001	SECURITY - FURN & FIXTURES BHS	0.00	0.00	0.00	0.00	0.00	0.00	0.00
01 2660 733 002	SECURITY - FURN & FIXTURES BE	0.00	0.00	0.00	0.00	0.00	0.00	0.00
01 2660 733 003	SECURITY - FURN & FIXTURES PC	0.00	0.00	0.00	0.00	0.00	0.00	0.00
01 2660 733 004	SECURITY - FURN & FIXTURES HE	0.00	0.00	0.00	0.00	0.00	0.00	0.00
01 2660 733 005	SECURITY - FURN & FIXTURES BMS	0.00	0.00	0.00	0.00	0.00	0.00	0.00
01 2660 733 006	SECURITY - FURN & FIXTURES AP	0.00	0.00	0.00	0.00	0.00	0.00	0.00
01 2660 733 007	SECURITY - FURN & FIXTURES SE	0.00	0.00	0.00	0.00	0.00	0.00	0.00
01 2660 733 008	SECURITY - FURN & FIXTURES BSMS	0.00	0.00	0.00	0.00	0.00	0.00	0.00
2660 SECURITY		95,843.00	60.00	78,925.11	82.35	16,917.89	0.00	16,917.89
2710 REGULAR PUPIL TRANSPORTATION								
01 2710 110 000	REG TRANSP - SALARIES NON-INSTR	369,665.00	27,619.20	167,846.84	45.41	201,818.16	0.00	201,818.16
01 2710 120 000	REG TRANSP - SUBS NON-INSTR	0.00	0.00	0.00	0.00	0.00	0.00	0.00
01 2710 130 000	REG TRANSP - OT SALARIES NON-INSTR	16,833.00	955.32	7,367.13	43.77	9,465.87	0.00	9,465.87
01 2710 150 000	REG TRANSP - ADD'L COMP NON-INSTR	1,096.00	6.95	34.75	3.17	1,061.25	0.00	1,061.25
01 2710 210 000	REG TRANSP - GROUP INS NON-INSTR	6,046.00	1,161.44	6,216.24	102.82	(170.24)	0.00	(170.24)
01 2710 220 000	REG TRANSP - SOC SEC NON-INSTR	30,519.00	2,209.00	13,516.53	44.29	17,002.47	0.00	17,002.47
01 2710 230 000	REG TRANSP - RETIREMENT NON-INSTR	23,255.00	2,033.54	12,554.45	53.99	10,700.55	0.00	10,700.55
01 2710 237 000	REG TRANSP - INCR RET CONTR	7,811.00	201.98	1,246.85	15.96	6,564.15	0.00	6,564.15
01 2710 280 000	REG TRANSP - HEALTH BEN NON-INSTR DIST	4,393.00	356.25	1,781.25	40.55	2,611.75	0.00	2,611.75
01 2710 332 000	REG TRANSP - MILEAGE TO PARENTS	0.00	472.50	2,556.99	0.00	(2,556.99)	0.00	(2,556.99)
01 2710 340 000	REG TRANSP - OTHER PROF SERVICES	0.00	0.00	0.00	0.00	0.00	0.00	0.00
01 2710 490 000	REG TRANSP - REPAIRS & MAINT	92,892.00	12,175.52	52,700.42	57.97	40,191.58	1,147.64	39,043.94
01 2710 510 000	REG TRANSP - CONTR STUDENT TRANSP	0.00	0.00	872.00	0.00	(872.00)	0.00	(872.00)
01 2710 510 001	REG TRANSP - CONTR STUDENT TRANSP BHS	0.00	0.00	0.00	0.00	0.00	0.00	0.00
01 2710 519 000	REG TRANSP - ST TRANSP OTHER SOURCES	367,522.00	64,112.89	178,170.48	48.48	189,351.52	0.00	189,351.52
01 2710 519 001	REG TRANSP - ST TRANSP OTHER SOURCES BHS	338.00	0.00	9,241.09	2,734.05	(8,903.09)	0.00	(8,903.09)
01 2710 610 000	REG TRANSP - SUPPLIES	20,691.00	4,968.72	14,065.19	78.99	6,625.81	2,278.98	4,346.83
01 2710 626 000	REG TRANSP - GAS & OIL	104,816.00	11,427.65	44,982.65	42.92	59,833.35	0.00	59,833.35
01 2710 732 000	REG TRANSP - VEHICLE ACQUISITION	128,435.00	0.00	0.00	0.00	128,435.00	0.00	128,435.00
01 2710 810 000	REG TRANSP - DUES & FEES	31,881.00	183.60	3,270.75	10.26	28,610.25	0.00	28,610.25
01 2710 890 000	REG TRANSP - OTHER MISC	0.00	0.00	0.00	0.00	0.00	0.00	0.00
2710 REGULAR PUPIL TRANSPORTATION		1,206,193.00	127,884.56	516,423.61	43.10	689,769.39	3,426.62	686,342.77
2712 SCHOOL AGE SPEC ED TRANSPORT								
01 2712 110 000	SPED TRANSP - SALARIES NON-INSTR	235,618.00	17,834.17	104,614.79	44.40	131,003.21	0.00	131,003.21
01 2712 112 000	SPED TRANSP - SALARIES INSTR AIDES	14,452.00	1,191.94	6,779.98	46.91	7,672.02	0.00	7,672.02
01 2712 120 000	SPED TRANSP - SUB NON-INSTR	0.00	0.00	0.00	0.00	0.00	0.00	0.00
01 2712 130 000	SPED TRANSP - OT SALARIES NON-INSTR	1,690.00	0.00	1,186.99	70.24	503.01	0.00	503.01
01 2712 150 000	SPED TRANSP - ADD'L COMP NON-INSTR	978.00	47.09	735.91	75.25	242.09	0.00	242.09
01 2712 152 000	SPED TRANSP - ADD'L COMP INSTR AIDES	0.00	2.84	14.20	0.00	(14.20)	0.00	(14.20)

Regular; Processing Month 01/2026

Account Number	Account Description	Revised Budget	Expended During Month	Expenditures to Date	% of Budget	Balance at EOM	P/ O Outstanding	Unencumbered Balance
01 2712 210 000	SPED TRANSP - GROUP INS NON-INSTR	18,091.00	1,367.70	6,851.96	37.87	11,239.04	0.00	11,239.04
01 2712 212 000	SPED TRANSP - GROUP INS INSTR AIDES	4,550.00	340.60	1,703.00	37.43	2,847.00	0.00	2,847.00
01 2712 220 000	SPED TRANSP - SOC SEC NON-INSTR	19,633.00	1,443.43	8,527.68	43.44	11,105.32	0.00	11,105.32
01 2712 222 000	SPED TRANSP - SOC SEC INSTR AIDES	1,133.00	91.15	518.52	45.77	614.48	0.00	614.48
01 2712 230 000	SPED TRANSP - RETIREMENT NON-INSTR	14,736.00	1,310.80	7,813.16	53.02	6,922.84	0.00	6,922.84
01 2712 232 000	SPED TRANSP - RETIREMENT INSTR AIDES	895.00	87.60	498.31	55.68	396.69	0.00	396.69
01 2712 237 000	SPED TRANSP - INCR RET CONTR	5,304.00	138.88	825.49	15.56	4,478.51	0.00	4,478.51
01 2712 280 000	SPED TRANSP - HEALTH BEN NON-INSTR	12,075.00	1,000.00	5,000.00	41.41	7,075.00	0.00	7,075.00
01 2712 332 000	SPED TRANSP - MILEAGE TO PARENTS	0.00	756.00	4,183.20	0.00	(4,183.20)	0.00	(4,183.20)
01 2712 490 000	SPED TRANSP - REPAIRS & MAINT	15,896.00	2,576.86	19,514.77	126.94	(3,618.77)	663.75	(4,282.52)
01 2712 519 000	SPED TRANSP - ST TRANSP OTHER SOURCES	68,820.00	7,875.26	24,549.82	35.67	44,270.18	0.00	44,270.18
01 2712 610 000	SPED TRANSP - SUPPLIES	0.00	0.00	0.00	0.00	0.00	0.00	0.00
01 2712 626 000	SPED TRANSP - GAS & OIL	29,388.00	1,914.30	11,693.27	39.79	17,694.73	0.00	17,694.73
01 2712 732 000	SPED TRANSP - VEHICLE ACQUISITION	0.00	0.00	0.00	0.00	0.00	0.00	0.00
01 2712 890 000	SPED TRANSP - OTHER MISC	1,725.00	0.00	0.00	0.00	1,725.00	0.00	1,725.00
2712	SCHOOL AGE SPEC ED TRANSPORT	444,984.00	37,978.62	205,011.05	46.22	239,972.95	663.75	239,309.20
3400	CATEGORICAL GRANTS FROM CORPORATIONS & O							
01 3400 890 000	CAT GRANTS FROM CORP - OTHER MISC DIST	0.00	0.00	0.00	0.00	0.00	0.00	0.00
3400	CATEGORICAL GRANTS FROM CORPORATIONS & O	0.00	0.00	0.00	0.00	0.00	0.00	0.00
3535	HIGH ABILITY LEARNERS							
01 3535 111 000	HAL - SALARIES TEACHERS DIST	79,533.00	0.00	0.00	0.00	79,533.00	0.00	79,533.00
01 3535 111 002	HAL - SALARIES TEACHERS BE	0.00	6,178.96	30,894.80	0.00	(30,894.80)	0.00	(30,894.80)
01 3535 111 003	HAL - SALARIES TEACHERS PC	0.00	0.00	0.00	0.00	0.00	0.00	0.00
01 3535 111 004	HAL - SALARIES TEACHERS HE	39,767.00	3,089.48	15,447.40	38.84	24,319.60	0.00	24,319.60
01 3535 111 005	HAL - SALARIES TEACHERS BMS	0.00	0.00	0.00	0.00	0.00	0.00	0.00
01 3535 111 006	HAL - SALARIES TEACHERS AP	39,767.00	3,089.48	15,447.40	38.84	24,319.60	0.00	24,319.60
01 3535 111 007	HAL - SALARIES TEACHERS SE	0.00	0.00	0.00	0.00	0.00	0.00	0.00
01 3535 111 008	HAL - SALARIES TEACHERS BSMS	81,671.00	6,341.56	31,707.80	38.82	49,963.20	0.00	49,963.20
01 3535 151 000	HAL - ADD'L COMP TEACHERS DIST	0.00	0.00	0.00	0.00	0.00	0.00	0.00
01 3535 151 002	HAL - ADD'L COMP TEACHERS BE	160.00	13.59	67.95	42.47	92.05	0.00	92.05
01 3535 151 003	HAL - ADD'L COMP TEACHERS PC	0.00	0.00	0.00	0.00	0.00	0.00	0.00
01 3535 151 004	HAL - ADD'L COMP TEACHERS HE	0.00	6.80	34.00	0.00	(34.00)	0.00	(34.00)
01 3535 151 005	HAL - ADD'L COMP TEACHERS BMS	0.00	0.00	0.00	0.00	0.00	0.00	0.00
01 3535 151 006	HAL - ADD'L COMP TEACHERS AP	0.00	6.79	33.95	0.00	(33.95)	0.00	(33.95)
01 3535 151 007	HAL - ADD'L COMP TEACHERS SE	0.00	0.00	0.00	0.00	0.00	0.00	0.00
01 3535 151 008	HAL - ADD'L COMP TEACHERS BSMS	164.00	10.59	52.95	32.29	111.05	0.00	111.05
01 3535 211 000	HAL - GROUP INS TEACHERS DIST	32,815.00	0.00	0.00	0.00	32,815.00	0.00	32,815.00
01 3535 211 002	HAL - GROUP INS TEACHERS BE	0.00	2,456.90	12,284.50	0.00	(12,284.50)	0.00	(12,284.50)
01 3535 211 003	HAL - GROUP INS TEACHERS PC	0.00	0.00	0.00	0.00	0.00	0.00	0.00
01 3535 211 004	HAL - GROUP INS TEACHERS HE	2,747.00	1,228.46	6,142.30	223.60	(3,395.30)	0.00	(3,395.30)
01 3535 211 005	HAL - GROUP INS TEACHERS BMS	0.00	0.00	0.00	0.00	0.00	0.00	0.00
01 3535 211 006	HAL - GROUP INS TEACHERS AP	2,747.00	1,228.44	6,142.20	223.60	(3,395.20)	0.00	(3,395.20)
01 3535 211 007	HAL - GROUP INS TEACHERS SE	0.00	0.00	0.00	0.00	0.00	0.00	0.00
01 3535 211 008	HAL - GROUP INS TEACHERS BSMS	21,543.00	1,846.22	9,231.10	42.85	12,311.90	0.00	12,311.90
01 3535 221 000	HAL - SOC SEC TEACHERS DIST	6,101.00	0.00	0.00	0.00	6,101.00	0.00	6,101.00
01 3535 221 002	HAL - SOC SEC TEACHERS BE	0.00	464.54	2,322.68	0.00	(2,322.68)	0.00	(2,322.68)
01 3535 221 003	HAL - SOC SEC TEACHERS PC	0.00	0.00	0.00	0.00	0.00	0.00	0.00
01 3535 221 004	HAL - SOC SEC TEACHERS HE	3,313.00	232.53	1,162.65	35.09	2,150.35	0.00	2,150.35
01 3535 221 005	HAL - SOC SEC TEACHERS BMS	0.00	0.00	0.00	0.00	0.00	0.00	0.00
01 3535 221 006	HAL - SOC SEC TEACHERS AP	3,313.00	232.50	1,162.50	35.09	2,150.50	0.00	2,150.50
01 3535 221 007	HAL - SOC SEC TEACHERS SE	0.00	0.00	0.00	0.00	0.00	0.00	0.00
01 3535 221 008	HAL - SOC SEC TEACHERS BSMS	6,339.00	470.15	2,333.63	36.81	4,005.37	0.00	4,005.37
01 3535 231 000	HAL - RETIREMENT TEACHERS DIST	4,927.00	0.00	0.00	0.00	4,927.00	0.00	4,927.00
01 3535 231 002	HAL - RETIREMENT TEACHERS BE	0.00	454.15	2,270.75	0.00	(2,270.75)	0.00	(2,270.75)

Account Number	Account Description	Revised Budget	Expended During Month	Expenditures to Date	% of Budget	Balance at EOM	P/ O Outstanding	Unencumbered Balance
01 3535 231 003	HAL - RETIREMENT TEACHERS PC	0.00	0.00	0.00	0.00	0.00	0.00	0.00
01 3535 231 004	HAL - RETIREMENT TEACHERS HE	2,463.00	227.08	1,135.40	46.10	1,327.60	0.00	1,327.60
01 3535 231 005	HAL - RETIREMENT TEACHERS BMS	0.00	0.00	0.00	0.00	0.00	0.00	0.00
01 3535 231 006	HAL - RETIREMENT TEACHERS AP	2,463.00	227.07	1,135.35	46.10	1,327.65	0.00	1,327.65
01 3535 231 007	HAL - RETIREMENT TEACHERS SE	0.00	0.00	0.00	0.00	0.00	0.00	0.00
01 3535 231 008	HAL - RETIREMENT TEACHERS BSMS	5,059.00	466.10	2,330.51	46.07	2,728.49	0.00	2,728.49
01 3535 237 000	HAL - INCR RET CONTR DIST	1,494.00	0.00	0.00	0.00	1,494.00	0.00	1,494.00
01 3535 237 002	HAL - INCR RET CONTR BE	0.00	45.11	225.54	0.00	(225.54)	0.00	(225.54)
01 3535 237 003	HAL - INCR RET CONTR PC	0.00	0.00	0.00	0.00	0.00	0.00	0.00
01 3535 237 004	HAL - INCR RET CONTR HE	747.00	22.56	112.80	15.10	634.20	0.00	634.20
01 3535 237 005	HAL - INCR RET CONTR BMS	0.00	0.00	0.00	0.00	0.00	0.00	0.00
01 3535 237 006	HAL - INCR RET CONTR AP	747.00	22.55	112.75	15.09	634.25	0.00	634.25
01 3535 237 007	HAL - INCR RET CONTR SE	0.00	0.00	0.00	0.00	0.00	0.00	0.00
01 3535 237 008	HAL - INCR RET CONTR BSMS	1,534.00	46.29	231.46	15.09	1,302.54	0.00	1,302.54
01 3535 281 002	HAL - HEALTH BEN TEACHERS BE	0.00	0.00	0.00	0.00	0.00	0.00	0.00
01 3535 281 003	HAL - HEALTH BEN TEACHERS PC	0.00	0.00	0.00	0.00	0.00	0.00	0.00
01 3535 281 004	HAL - HEALTH BEN TEACHERS HE	2,441.00	0.00	0.00	0.00	2,441.00	0.00	2,441.00
01 3535 281 005	HAL - HEALTH BEN TEACHERS BMS	0.00	0.00	0.00	0.00	0.00	0.00	0.00
01 3535 281 006	HAL - HEALTH TEACHERS AP	2,441.00	0.00	0.00	0.00	2,441.00	0.00	2,441.00
01 3535 281 007	HAL - HEALTH TEACHERS SE	0.00	0.00	0.00	0.00	0.00	0.00	0.00
01 3535 281 008	HAL - HEALTH BEN TEACHERS BSMS	0.00	0.00	0.00	0.00	0.00	0.00	0.00
01 3535 580 000	HAL - TRAVEL & MILEAGE DIST	2,678.00	211.75	920.50	34.37	1,757.50	0.00	1,757.50
01 3535 580 002	HAL - TRAVEL & MILEAGE BE	0.00	0.00	0.00	0.00	0.00	0.00	0.00
01 3535 580 003	HAL - TRAVEL & MILEAGE PC	0.00	0.00	0.00	0.00	0.00	0.00	0.00
01 3535 580 004	HAL - TRAVEL & MILEAGE HE	0.00	0.00	0.00	0.00	0.00	0.00	0.00
01 3535 580 005	HAL - TRAVEL & MILEAGE BMS	0.00	0.00	0.00	0.00	0.00	0.00	0.00
01 3535 580 006	HAL - TRAVEL & MILEAGE AP	0.00	0.00	0.00	0.00	0.00	0.00	0.00
01 3535 580 007	HAL - TRAVEL & MILEAGE SE	0.00	0.00	0.00	0.00	0.00	0.00	0.00
01 3535 580 008	HAL - TRAVEL & MILEAGE BSMS	0.00	0.00	0.00	0.00	0.00	0.00	0.00
01 3535 610 000	HAL - SUPPLIES DIST	5,507.00	480.00	2,460.43	50.74	3,046.57	333.62	2,712.95
01 3535 640 000	HAL - BOOKS & PER DIST	0.00	0.00	0.00	0.00	0.00	0.00	0.00
01 3535 733 002	HAL - FURN & EQUIP BE	0.00	0.00	0.00	0.00	0.00	0.00	0.00
01 3535 733 003	HAL - FURN & EQUIP PC	0.00	0.00	0.00	0.00	0.00	0.00	0.00
01 3535 733 004	HAL - FURN & EQUIP HE	0.00	0.00	0.00	0.00	0.00	0.00	0.00
01 3535 733 005	HAL - FURN & EQUIP BMS	0.00	0.00	0.00	0.00	0.00	0.00	0.00
01 3535 733 006	HAL - FURN & EQUIP AP	0.00	0.00	0.00	0.00	0.00	0.00	0.00
01 3535 733 007	HAL - FURN & EQUIP SE	0.00	0.00	0.00	0.00	0.00	0.00	0.00
01 3535 733 008	HAL - FURN & EQUIP BSMS	0.00	0.00	0.00	0.00	0.00	0.00	0.00
01 3535 734 002	HAL - HARDWARE BE	0.00	0.00	0.00	0.00	0.00	0.00	0.00
01 3535 734 003	HAL - HARDWARE PC	0.00	0.00	0.00	0.00	0.00	0.00	0.00
01 3535 734 004	HAL - HARDWARE HE	0.00	0.00	0.00	0.00	0.00	0.00	0.00
01 3535 734 005	HAL - HARDWARE BMS	0.00	0.00	0.00	0.00	0.00	0.00	0.00
01 3535 734 006	HAL - HARDWARE AP	0.00	0.00	0.00	0.00	0.00	0.00	0.00
01 3535 734 007	HAL - HARDWARE SE	0.00	0.00	0.00	0.00	0.00	0.00	0.00
01 3535 734 008	HAL - HARDWARE BSMS	0.00	0.00	0.00	0.00	0.00	0.00	0.00
01 3535 735 002	HAL - SOFTWARE BE	0.00	0.00	0.00	0.00	0.00	0.00	0.00
01 3535 735 003	HAL - SOFTWARE PC	0.00	0.00	0.00	0.00	0.00	0.00	0.00
01 3535 735 004	HAL - SOFTWARE HE	0.00	0.00	0.00	0.00	0.00	0.00	0.00
01 3535 735 005	HAL - SOFTWARE BMS	0.00	0.00	0.00	0.00	0.00	0.00	0.00
01 3535 735 006	HAL - SOFTWARE AP	0.00	0.00	0.00	0.00	0.00	0.00	0.00
01 3535 735 007	HAL - SOFTWARE SE	0.00	0.00	0.00	0.00	0.00	0.00	0.00
01 3535 735 008	HAL - SOFTWARE BSMS	0.00	0.00	0.00	0.00	0.00	0.00	0.00
01 3535 810 000	HAL - DUES & FEES DIST	2,923.00	0.00	563.00	49.95	2,360.00	897.00	1,463.00
01 3535 810 001	HAL - DUES & FEES BHS	0.00	0.00	0.00	0.00	0.00	0.00	0.00
01 3535 810 002	HAL - DUES & FEES BE	0.00	0.00	199.00	0.00	(199.00)	0.00	(199.00)

Account Number	Account Description	Revised Budget	Expended During Month	Expenditures to Date	% of Budget	Balance at EOM	P/ O Outstanding	Unencumbered Balance
01 6412 111 004	IDEA B PRO SHARE - SALARIES TEACHERS HE	0.00	0.00	0.00	0.00	0.00	0.00	0.00
01 6412 111 006	IDEA B PRO SHARE - SALARIES TEACHERS AP	11,289.00	1,103.11	5,515.55	48.86	5,773.45	0.00	5,773.45
01 6412 111 007	IDEA B PRO SHARE - SALARIES TEACHERS SE	10,583.00	0.00	0.00	0.00	10,583.00	0.00	10,583.00
01 6412 151 000	IDEA B PRO SHARE - ADD'L COMP TEACHERS DIST	0.00	0.00	0.00	0.00	0.00	0.00	0.00
01 6412 211 000	IDEA B PRO SHARE - GROUP INS TEACHERS DIST	0.00	0.00	0.00	0.00	0.00	0.00	0.00
01 6412 211 002	IDEA B PRO SHARE - GROUP INS TEACHERS BE	0.00	0.00	0.00	0.00	0.00	0.00	0.00
01 6412 211 004	IDEA B PRO SHARE - GROUP INS TEACHERS HE	0.00	0.00	0.00	0.00	0.00	0.00	0.00
01 6412 211 006	IDEA B PRO SHARE - GROUP INS TEACHERS/PROF AP	4,935.00	295.04	1,475.20	29.89	3,459.80	0.00	3,459.80
01 6412 211 007	IDEA B PRO SHARE - GROUP INS TEACHERS/PROF SE	0.00	0.00	0.00	0.00	0.00	0.00	0.00
01 6412 221 000	IDEA B PRO SHARE - SOC SEC TEACHERS DIST	0.00	0.00	0.00	0.00	0.00	0.00	0.00
01 6412 221 002	IDEA B PRO SHARE - SOC SEC TEACHERS BE	0.00	0.00	0.00	0.00	0.00	0.00	0.00
01 6412 221 004	IDEA B PRO SHARE - SOC SEC TEACHERS HE	0.00	0.00	0.00	0.00	0.00	0.00	0.00
01 6412 221 006	IDEA B PRO SHARE - SOC SEC TEACHERS/PROF AP	839.00	81.11	405.55	48.34	433.45	0.00	433.45
01 6412 221 007	IDEA B PRO SHARE - SOC SEC TEACHERS/PROF SE	828.00	0.00	0.00	0.00	828.00	0.00	828.00
01 6412 231 000	IDEA B PRO SHARE - RETIREMENT TEACHERS DIST	0.00	0.00	0.00	0.00	0.00	0.00	0.00
01 6412 231 002	IDEA B PRO SHARE - RETIREMENT TEACHERS BE	0.00	0.00	0.00	0.00	0.00	0.00	0.00
01 6412 231 004	IDEA B PRO SHARE - RETIREMENT TEACHERS HE	0.00	0.00	0.00	0.00	0.00	0.00	0.00
01 6412 231 006	IDEA B PRO SHARE - RETIREMENT TEACHERS/PROF AP	700.00	81.08	405.40	57.91	294.60	0.00	294.60
01 6412 231 007	IDEA B PRO SHARE - RETIREMENT TEACHERS/PROF SE	656.00	0.00	0.00	0.00	656.00	0.00	656.00
01 6412 237 000	IDEA B PRO SHARE - INCR RET CONTR DIST	0.00	0.00	0.00	0.00	0.00	0.00	0.00
01 6412 237 002	IDEA B PRO SHARE - INCR RET CONTR BE	0.00	0.00	0.00	0.00	0.00	0.00	0.00
01 6412 237 004	IDEA B PRO SHARE - INCR RET CONTR HE	0.00	0.00	0.00	0.00	0.00	0.00	0.00
01 6412 237 006	IDEA B PRO SHARE - INCR RET CONTR AP	211.00	8.05	40.25	19.08	170.75	0.00	170.75
01 6412 237 007	IDEA B PRO SHARE - INCR RET CONTR SE	199.00	0.00	0.00	0.00	199.00	0.00	199.00
01 6412 281 000	IDEA B PRO SHARE - HEALTH BEN TEACHERS DIST	0.00	0.00	0.00	0.00	0.00	0.00	0.00
01 6412 281 002	IDEA B PRO SHARE - HEALTH BEN TEACHERS BE	0.00	0.00	0.00	0.00	0.00	0.00	0.00
01 6412 281 004	IDEA B PRO SHARE - HEALTH BEN TEACHERS HE	0.00	0.00	0.00	0.00	0.00	0.00	0.00
01 6412 320 000	IDEA B PRO SHARE - PROF ED SERVICES DIST	0.00	0.00	0.00	0.00	0.00	0.00	0.00
01 6412 590 000	IDEA B PRO SHARE - PURCH SERVICES DIST	0.00	0.00	0.00	0.00	0.00	0.00	0.00
6412	IDEA PART B PROPORTIONATE SHARE	30,240.00	1,568.39	7,841.95	25.93	22,398.05	0.00	22,398.05
6421	IDEA ARP Part B 611							
01 6421 111 002	IDEA ARP B 611 - SALARIES TEACHERS BE	0.00	0.00	0.00	0.00	0.00	0.00	0.00
01 6421 111 006	IDEA ARP B 611 - SALARIES TEACHERS AP	0.00	0.00	0.00	0.00	0.00	0.00	0.00
01 6421 123 002	IDEA ARP B 611 - SUB SALARIES TEACHERS BE	0.00	0.00	0.00	0.00	0.00	0.00	0.00
01 6421 123 006	IDEA ARP B 611 - SUB SALARIES TEACHERS AP	0.00	0.00	0.00	0.00	0.00	0.00	0.00
01 6421 151 002	IDEA ARP B 611 - ADD'L COMP TEACHERS BE	0.00	0.00	0.00	0.00	0.00	0.00	0.00
01 6421 151 006	IDEA ARP B 611 - ADD'L COMP TEACHERS AP	0.00	0.00	0.00	0.00	0.00	0.00	0.00
01 6421 211 002	IDEA ARP B 611 - GROUP INS TEACHERS BE	0.00	0.00	0.00	0.00	0.00	0.00	0.00
01 6421 211 006	IDEA ARP B 611 - GROUP INS TEACHERS AP	0.00	0.00	0.00	0.00	0.00	0.00	0.00
01 6421 221 002	IDEA ARP B 611 - SOC SEC TEACHERS BE	0.00	0.00	0.00	0.00	0.00	0.00	0.00
01 6421 221 006	IDEA ARP B 611 - SOC SEC TEACHERS AP	0.00	0.00	0.00	0.00	0.00	0.00	0.00
01 6421 223 002	IDEA ARP B 611 - SOC SEC SUB TEACHERS BE	0.00	0.00	0.00	0.00	0.00	0.00	0.00
01 6421 223 006	IDEA ARP B 611 - SOC SEC SUB TEACHERS AP	0.00	0.00	0.00	0.00	0.00	0.00	0.00
01 6421 231 002	IDEA ARP B 611 - RETIREMENT TEACHERS BE	0.00	0.00	0.00	0.00	0.00	0.00	0.00
01 6421 231 006	IDEA ARP B 611 - RETIREMENT TEACHERS AP	0.00	0.00	0.00	0.00	0.00	0.00	0.00
01 6421 237 002	IDEA ARP B 611 - INCR RET CONTR BE	0.00	0.00	0.00	0.00	0.00	0.00	0.00
01 6421 237 006	IDEA ARP B 611 - INCR RET CONTR AP	0.00	0.00	0.00	0.00	0.00	0.00	0.00
01 6421 281 002	IDEA ARP B 611 - HEALTH BEN TEACHERS BE	0.00	0.00	0.00	0.00	0.00	0.00	0.00
01 6421 281 006	IDEA ARP B 611 - HEALTH BEN TEACHERS AP	0.00	0.00	0.00	0.00	0.00	0.00	0.00
01 6421 590 002	IDEA ARP B 611 - PURCHASED SERVICES BE	0.00	0.00	0.00	0.00	0.00	0.00	0.00
01 6421 590 006	IDEA ARP B 611 - PURCHASED SERVICES AP	0.00	0.00	0.00	0.00	0.00	0.00	0.00
01 6421 610 006	IDEA ARP B 611 - SUPPLIES AP	0.00	0.00	0.00	0.00	0.00	0.00	0.00
6421	IDEA ARP Part B 611	0.00	0.00	0.00	0.00	0.00	0.00	0.00
6422	IDEA ARP Part B 619							

Regular; Processing Month 01/2026

Account Number	Account Description	Revised Budget	Expended During Month	Expenditures to Date	% of Budget	Balance at EOM	P/ O Outstanding	Unencumbered Balance
01 8000 913 008	TRANSFERS TO ACTIVITY FUND BSMS	12,500.00	0.00	0.00	0.00	12,500.00	0.00	12,500.00
8000	TRANSFERS (OUTGOING)	75,000.00	0.00	0.00	0.00	75,000.00	0.00	75,000.00
9000	NON-PROGRAM EXPENDITURES							
01 9000 890 000	NON-PROG EXP - OTHER MISC DIST	0.00	0.00	0.00	0.00	0.00	0.00	0.00
01 9000 890 001	NON-PROG EXP - OTHER MISC BHS	0.00	0.00	0.00	0.00	0.00	0.00	0.00
01 9000 890 002	NON-PROG EXP - OTHER MISC BE	0.00	0.00	0.00	0.00	0.00	0.00	0.00
01 9000 890 003	NON-PROG EXP - OTHER MISC PC	0.00	0.00	0.00	0.00	0.00	0.00	0.00
01 9000 890 004	NON-PROG EXP - OTHER MISC HE	0.00	0.00	0.00	0.00	0.00	0.00	0.00
01 9000 890 005	NON-PROG EXP - OTHER MISC BMS	0.00	0.00	0.00	0.00	0.00	0.00	0.00
01 9000 890 006	NON-PROG EXP - OTHER MISC AP	0.00	0.00	0.00	0.00	0.00	0.00	0.00
01 9000 890 007	NON-PROG EXP - OTHER MISC SE	0.00	0.00	0.00	0.00	0.00	0.00	0.00
01 9000 890 008	NON-PROG EXP - OTHER MISC BSMS	0.00	0.00	0.00	0.00	0.00	0.00	0.00
9000	NON-PROGRAM EXPENDITURES	0.00	0.00	0.00	0.00	0.00	0.00	0.00
01	GENERAL FUND CHECKING	56,980,007.00	4,273,946.64	21,547,499.21	38.00	35,432,507.79	105,604.98	35,326,902.81

Account Number	Account Description	Revised Budget	Expended During Month	Expenditures to Date	% of Budget	Balance at EOM	P/ O Outstanding	Unencumbered Balance
02	NUTRITION SERVICES							
3100	FOOD SERVICE OPERATIONS							
02 3100 110 000	SALARIES COOKS DIST	0.00	7,562.19	37,810.95	0.00	(37,810.95)	0.00	(37,810.95)
02 3100 110 001	SALARIES COOKS BHS	0.00	8,800.99	53,949.37	0.00	(53,949.37)	0.00	(53,949.37)
02 3100 110 002	SALARIES COOKS BE	0.00	5,325.12	32,351.26	0.00	(32,351.26)	0.00	(32,351.26)
02 3100 110 003	SALARIES COOKS PC	0.00	7,009.77	41,639.93	0.00	(41,639.93)	0.00	(41,639.93)
02 3100 110 004	SALARIES COOKS HE	0.00	5,940.70	35,692.99	0.00	(35,692.99)	0.00	(35,692.99)
02 3100 110 005	SALARIES COOKS BMS	0.00	7,658.97	47,393.45	0.00	(47,393.45)	0.00	(47,393.45)
02 3100 110 006	SALARIES COOKS AP	0.00	6,006.41	32,487.49	0.00	(32,487.49)	0.00	(32,487.49)
02 3100 110 007	SALARIES COOKS SE	0.00	3,356.94	21,731.57	0.00	(21,731.57)	0.00	(21,731.57)
02 3100 110 008	SALARIES COOKS BSMS	0.00	7,658.45	47,431.67	0.00	(47,431.67)	0.00	(47,431.67)
02 3100 120 001	SUB COOK SALARIES BHS	0.00	2,930.89	16,789.08	0.00	(16,789.08)	0.00	(16,789.08)
02 3100 120 002	SUB COOK SALARIES BE	0.00	54.91	740.49	0.00	(740.49)	0.00	(740.49)
02 3100 120 003	SUB COOK SALARIES PC	0.00	64.92	1,443.49	0.00	(1,443.49)	0.00	(1,443.49)
02 3100 120 004	SUB COOK SALARIES HE	0.00	0.00	2,056.38	0.00	(2,056.38)	0.00	(2,056.38)
02 3100 120 005	SUB COOK SALARIES BMS	0.00	0.00	66.22	0.00	(66.22)	0.00	(66.22)
02 3100 120 006	SUB COOK SALARIES AP	0.00	209.14	4,094.19	0.00	(4,094.19)	0.00	(4,094.19)
02 3100 120 007	SUB COOK SALARIES SE	0.00	1,250.81	8,484.58	0.00	(8,484.58)	0.00	(8,484.58)
02 3100 120 008	SUB COOK SALARIES BSMS	0.00	1,092.06	5,483.57	0.00	(5,483.57)	0.00	(5,483.57)
02 3100 130 000	OT COOKS DIST	0.00	0.00	0.00	0.00	0.00	0.00	0.00
02 3100 130 001	OT COOKS BHS	0.00	34.90	34.90	0.00	(34.90)	0.00	(34.90)
02 3100 130 002	OT COOKS BE	0.00	0.00	0.00	0.00	0.00	0.00	0.00
02 3100 130 003	OT COOKS PC	0.00	0.00	0.00	0.00	0.00	0.00	0.00
02 3100 130 004	OT COOKS HE	0.00	0.00	0.00	0.00	0.00	0.00	0.00
02 3100 130 005	OT COOKS BMS	0.00	0.00	0.00	0.00	0.00	0.00	0.00
02 3100 130 006	OT COOKS AP	0.00	0.00	24.09	0.00	(24.09)	0.00	(24.09)
02 3100 130 007	OT COOKS SE	0.00	0.00	0.00	0.00	0.00	0.00	0.00
02 3100 130 008	OT COOKS BSMS	0.00	0.00	0.00	0.00	0.00	0.00	0.00
02 3100 150 000	ADD'L COMP COOKS DIST	0.00	16.64	83.20	0.00	(83.20)	0.00	(83.20)
02 3100 150 001	ADD'L COMP COOKS BHS	0.00	20.63	103.15	0.00	(103.15)	0.00	(103.15)
02 3100 150 002	ADD'L COMP COOKS BE	0.00	12.25	61.25	0.00	(61.25)	0.00	(61.25)
02 3100 150 003	ADD'L COMP COOKS PC	0.00	11.66	58.30	0.00	(58.30)	0.00	(58.30)
02 3100 150 004	ADD'L COMP COOKS HE	0.00	15.85	79.25	0.00	(79.25)	0.00	(79.25)
02 3100 150 005	ADD'L COMP COOKS BMS	0.00	16.55	82.75	0.00	(82.75)	0.00	(82.75)
02 3100 150 006	ADD'L COMP COOKS AP	0.00	13.90	91.50	0.00	(91.50)	0.00	(91.50)
02 3100 150 007	ADD'L COMP COOKS SE	0.00	6.92	34.60	0.00	(34.60)	0.00	(34.60)
02 3100 150 008	ADD'L COMP COOKS BSMS	0.00	17.11	85.55	0.00	(85.55)	0.00	(85.55)
02 3100 210 000	GROUP INS COOKS DIST	0.00	2,456.90	12,284.50	0.00	(12,284.50)	0.00	(12,284.50)
02 3100 210 001	GROUP INS COOKS BHS	0.00	693.79	3,468.95	0.00	(3,468.95)	0.00	(3,468.95)
02 3100 210 002	GROUP INS COOKS BE	0.00	685.39	3,426.95	0.00	(3,426.95)	0.00	(3,426.95)
02 3100 210 003	GROUP INS COOKS PC	0.00	10.50	50.56	0.00	(50.56)	0.00	(50.56)
02 3100 210 004	GROUP INS COOKS HE	0.00	687.49	3,433.25	0.00	(3,433.25)	0.00	(3,433.25)
02 3100 210 005	GROUP INS COOKS BMS	0.00	41.23	206.15	0.00	(206.15)	0.00	(206.15)
02 3100 210 006	GROUP INS COOKS AP	0.00	39.13	189.19	0.00	(189.19)	0.00	(189.19)
02 3100 210 007	GROUP INS COOKS SE	0.00	4.20	18.90	0.00	(18.90)	0.00	(18.90)
02 3100 210 008	GROUP INS COOKS BSMS	0.00	686.44	3,432.20	0.00	(3,432.20)	0.00	(3,432.20)
02 3100 220 000	SOC SEC COOKS DIST	0.00	569.64	2,848.20	0.00	(2,848.20)	0.00	(2,848.20)
02 3100 220 001	SOC SEC COOKS BHS	0.00	901.28	5,419.64	0.00	(5,419.64)	0.00	(5,419.64)
02 3100 220 002	SOC SEC COOKS BE	0.00	355.37	2,250.50	0.00	(2,250.50)	0.00	(2,250.50)
02 3100 220 003	SOC SEC COOKS PC	0.00	560.24	3,391.05	0.00	(3,391.05)	0.00	(3,391.05)
02 3100 220 004	SOC SEC COOKS HE	0.00	451.17	2,877.21	0.00	(2,877.21)	0.00	(2,877.21)
02 3100 220 005	SOC SEC COOKS BMS	0.00	603.37	3,718.02	0.00	(3,718.02)	0.00	(3,718.02)
02 3100 220 006	SOC SEC COOKS AP	0.00	486.89	2,859.00	0.00	(2,859.00)	0.00	(2,859.00)
02 3100 220 007	SOC SEC COOKS SE	0.00	372.16	2,408.92	0.00	(2,408.92)	0.00	(2,408.92)
02 3100 220 008	SOC SEC COOKS BSMS	0.00	670.19	4,052.03	0.00	(4,052.03)	0.00	(4,052.03)

Account Number	Account Description	Revised Budget	Expended During Month	Expenditures to Date	% of Budget	Balance at EOM	P/ O Outstanding	Unencumbered Balance
02 3100 230 000	RETIREMENT COOKS DIST	0.00	555.82	2,779.10	0.00	(2,779.10)	0.00	(2,779.10)
02 3100 230 001	RETIREMENT COOKS BHS	0.00	767.79	4,690.39	0.00	(4,690.39)	0.00	(4,690.39)
02 3100 230 002	RETIREMENT COOKS BE	0.00	391.40	2,377.80	0.00	(2,377.80)	0.00	(2,377.80)
02 3100 230 003	RETIREMENT COOKS PC	0.00	515.21	3,060.54	0.00	(3,060.54)	0.00	(3,060.54)
02 3100 230 004	RETIREMENT COOKS HE	0.00	436.65	2,623.45	0.00	(2,623.45)	0.00	(2,623.45)
02 3100 230 005	RETIREMENT COOKS BMS	0.00	562.93	3,483.40	0.00	(3,483.40)	0.00	(3,483.40)
02 3100 230 006	RETIREMENT COOKS AP	0.00	441.47	2,391.22	0.00	(2,391.22)	0.00	(2,391.22)
02 3100 230 007	RETIREMENT COOKS SE	0.00	246.74	1,597.29	0.00	(1,597.29)	0.00	(1,597.29)
02 3100 230 008	RETIREMENT COOKS BSMS	0.00	562.90	3,486.25	0.00	(3,486.25)	0.00	(3,486.25)
02 3100 237 000	INCR RET CONTR DIST	0.00	55.20	276.00	0.00	(276.00)	0.00	(276.00)
02 3100 237 001	INCR RET CONTR BHS	0.00	76.25	465.83	0.00	(465.83)	0.00	(465.83)
02 3100 237 002	INCR RET CONTR BE	0.00	38.88	236.17	0.00	(236.17)	0.00	(236.17)
02 3100 237 003	INCR RET CONTR PC	0.00	51.18	304.00	0.00	(304.00)	0.00	(304.00)
02 3100 237 004	INCR RET CONTR HE	0.00	43.37	260.56	0.00	(260.56)	0.00	(260.56)
02 3100 237 005	INCR RET CONTR BMS	0.00	55.91	345.98	0.00	(345.98)	0.00	(345.98)
02 3100 237 006	INCR RET CONTR AP	0.00	43.85	237.51	0.00	(237.51)	0.00	(237.51)
02 3100 237 007	INCR RET CONTR SE	0.00	24.51	158.63	0.00	(158.63)	0.00	(158.63)
02 3100 237 008	INCR RET CONTR BSMS	0.00	55.90	346.24	0.00	(346.24)	0.00	(346.24)
02 3100 280 000	HEALTH BEN COOKS DIST	0.00	0.00	0.00	0.00	0.00	0.00	0.00
02 3100 280 001	HEALTH BEN NON-INSTR BHS	0.00	0.00	0.00	0.00	0.00	0.00	0.00
02 3100 280 002	HEALTH BEN NON-INSTR BE	0.00	0.00	0.00	0.00	0.00	0.00	0.00
02 3100 280 003	HEALTH BEN NON-INSTR PC	0.00	250.00	1,250.00	0.00	(1,250.00)	0.00	(1,250.00)
02 3100 280 004	HEALTH BEN NON-INSTR HE	0.00	0.00	0.00	0.00	0.00	0.00	0.00
02 3100 280 005	HEALTH BEN NON-INSTR BMS	0.00	218.22	1,091.10	0.00	(1,091.10)	0.00	(1,091.10)
02 3100 280 006	HEALTH BEN NON-INSTR AP	0.00	218.22	1,091.10	0.00	(1,091.10)	0.00	(1,091.10)
02 3100 280 007	HEALTH BEN NON-INSTR SE	0.00	250.00	1,250.00	0.00	(1,250.00)	0.00	(1,250.00)
02 3100 280 008	HEALTH BEN NON-INSTR BSMS	0.00	0.00	0.00	0.00	0.00	0.00	0.00
02 3100 431 001	REPAIRS & MAINT BHS	0.00	1,434.00	3,922.00	0.00	(3,922.00)	0.00	(3,922.00)
02 3100 431 002	REPAIRS & MAINT BE	0.00	0.00	2,071.84	0.00	(2,071.84)	0.00	(2,071.84)
02 3100 431 003	REPAIRS & MAINT PC	0.00	1,799.20	12,345.72	0.00	(12,345.72)	0.00	(12,345.72)
02 3100 431 004	REPAIRS & MAINT HE	0.00	0.00	3,325.83	0.00	(3,325.83)	0.00	(3,325.83)
02 3100 431 005	REPAIRS & MAINT BMS	0.00	0.00	1,818.40	0.00	(1,818.40)	0.00	(1,818.40)
02 3100 431 006	REPAIRS & MAINT AP	0.00	0.00	3,013.73	0.00	(3,013.73)	0.00	(3,013.73)
02 3100 431 007	REPAIRS & MAINT SE	0.00	742.56	2,974.47	0.00	(2,974.47)	0.00	(2,974.47)
02 3100 431 008	REPAIRS & MAINT BSMS	0.00	269.70	4,253.47	0.00	(4,253.47)	0.00	(4,253.47)
02 3100 440 001	RENTALS BHS	0.00	0.00	0.00	0.00	0.00	0.00	0.00
02 3100 440 002	RENTALS BE	0.00	0.00	0.00	0.00	0.00	0.00	0.00
02 3100 440 003	RENTALS PC	0.00	0.00	0.00	0.00	0.00	0.00	0.00
02 3100 440 004	RENTALS HE	0.00	0.00	0.00	0.00	0.00	0.00	0.00
02 3100 440 005	RENTALS BMS	0.00	0.00	0.00	0.00	0.00	0.00	0.00
02 3100 440 006	RENTALS AP	0.00	0.00	0.00	0.00	0.00	0.00	0.00
02 3100 440 007	RENTALS SE	0.00	0.00	0.00	0.00	0.00	0.00	0.00
02 3100 440 008	RENTALS BSMS	0.00	0.00	0.00	0.00	0.00	0.00	0.00
02 3100 580 000	TRAVEL EXPENSE AND MILEAGE DIST	0.00	106.33	780.93	0.00	(780.93)	0.00	(780.93)
02 3100 610 000	SUPPLIES DISTRICT	0.00	0.00	178.80	0.00	(178.80)	0.00	(178.80)
02 3100 610 001	SUPPLIES BHS	0.00	1,187.96	12,730.13	0.00	(12,730.13)	0.00	(12,730.13)
02 3100 610 002	SUPPLIES BE	0.00	485.57	2,745.98	0.00	(2,745.98)	0.00	(2,745.98)
02 3100 610 003	SUPPLIES PC	0.00	620.61	4,034.22	0.00	(4,034.22)	0.00	(4,034.22)
02 3100 610 004	SUPPLIES HE	0.00	453.50	2,472.23	0.00	(2,472.23)	0.00	(2,472.23)
02 3100 610 005	SUPPLIES BMS	0.00	1,319.71	8,842.73	0.00	(8,842.73)	0.00	(8,842.73)
02 3100 610 006	SUPPLIES AP	0.00	457.56	2,236.32	0.00	(2,236.32)	0.00	(2,236.32)
02 3100 610 007	SUPPLIES SE	0.00	706.90	3,140.37	0.00	(3,140.37)	0.00	(3,140.37)
02 3100 610 008	SUPPLIES BSMS	0.00	1,690.00	10,470.38	0.00	(10,470.38)	244.11	(10,714.49)
02 3100 630 001	FOOD BHS	0.00	32,112.22	185,218.51	0.00	(185,218.51)	0.00	(185,218.51)
02 3100 630 002	FOOD BE	0.00	6,111.74	43,621.16	0.00	(43,621.16)	0.00	(43,621.16)

Account Number	Account Description	Revised Budget	Expended During Month	Expenditures to Date	% of Budget	Balance at EOM	P/ O Outstanding	Unencumbered Balance
02 3100 630 003	FOOD PC	0.00	11,019.54	67,777.32	0.00	(67,777.32)	0.00	(67,777.32)
02 3100 630 004	FOOD HE	0.00	8,045.93	51,613.94	0.00	(51,613.94)	0.00	(51,613.94)
02 3100 630 005	FOOD BMS	0.00	10,990.77	66,290.11	0.00	(66,290.11)	0.00	(66,290.11)
02 3100 630 006	FOOD AP	0.00	8,805.74	60,132.35	0.00	(60,132.35)	0.00	(60,132.35)
02 3100 630 007	FOOD SE	0.00	6,904.61	47,574.84	0.00	(47,574.84)	0.00	(47,574.84)
02 3100 630 008	FOOD BSMS	0.00	12,501.66	83,264.59	0.00	(83,264.59)	0.00	(83,264.59)
02 3100 733 000	FURNITURE AND EQUIPMENT DIST	0.00	0.00	0.00	0.00	0.00	0.00	0.00
02 3100 733 001	FURNITURE AND EQUIPMENT BHS	0.00	538.00	2,518.21	0.00	(2,518.21)	0.00	(2,518.21)
02 3100 733 002	FURNITURE AND EQUIPMENT BE	0.00	0.00	0.00	0.00	0.00	0.00	0.00
02 3100 733 003	FURNITURE AND EQUIPMENT PC	0.00	0.00	0.00	0.00	0.00	0.00	0.00
02 3100 733 004	FURNITURE AND EQUIPMENT HE	0.00	0.00	955.17	0.00	(955.17)	0.00	(955.17)
02 3100 733 005	FURNITURE AND EQUIPMENT BMS	0.00	0.00	2,261.34	0.00	(2,261.34)	0.00	(2,261.34)
02 3100 733 006	FURNITURE AND EQUIPMENT AP	0.00	0.00	1,910.34	0.00	(1,910.34)	0.00	(1,910.34)
02 3100 733 007	FURNITURE AND EQUIPMENT SE	0.00	0.00	0.00	0.00	0.00	0.00	0.00
02 3100 733 008	FURNITURE AND EQUIPMENT BSMS	0.00	0.00	0.00	0.00	0.00	0.00	0.00
02 3100 735 000	SOFTWARE DISTRICT	0.00	0.00	0.00	0.00	0.00	0.00	0.00
02 3100 735 001	COMPUTER SOFTWARE BHS	0.00	0.00	0.00	0.00	0.00	0.00	0.00
02 3100 735 002	COMPUTER SOFTWARE BE	0.00	0.00	0.00	0.00	0.00	0.00	0.00
02 3100 735 003	COMPUTER SOFTWARE PC	0.00	0.00	0.00	0.00	0.00	0.00	0.00
02 3100 735 004	COMPUTER SOFTWARE HE	0.00	0.00	0.00	0.00	0.00	0.00	0.00
02 3100 735 005	COMPUTER SOFTWARE BMS	0.00	0.00	0.00	0.00	0.00	0.00	0.00
02 3100 735 006	COMPUTER SOFTWARE AP	0.00	0.00	0.00	0.00	0.00	0.00	0.00
02 3100 735 007	COMPUTER SOFTWARE SE	0.00	0.00	0.00	0.00	0.00	0.00	0.00
02 3100 735 008	COMPUTER SOFTWARE BSMS	0.00	0.00	0.00	0.00	0.00	0.00	0.00
02 3100 890 000	OTHER MISC EXPENSES DIST	0.00	50.00	161.18	0.00	(161.18)	0.00	(161.18)
02 3100 890 001	OTHER MISC EXPENSES BHS	0.00	0.00	227.09	0.00	(227.09)	0.00	(227.09)
02 3100 890 002	OTHER MISC EXPENSES BE	0.00	0.00	82.30	0.00	(82.30)	0.00	(82.30)
02 3100 890 003	OTHER MISC EXPENSES PC	0.00	0.00	0.00	0.00	0.00	0.00	0.00
02 3100 890 004	OTHER MISC EXPENSES HE	0.00	0.00	16.05	0.00	(16.05)	0.00	(16.05)
02 3100 890 005	OTHER MISC EXPENSES BMS	0.00	0.00	59.30	0.00	(59.30)	0.00	(59.30)
02 3100 890 006	OTHER MISC EXPENSES AP	0.00	44.40	93.05	0.00	(93.05)	0.00	(93.05)
02 3100 890 007	OTHER MISC EXPENSES SE	0.00	0.00	136.60	0.00	(136.60)	0.00	(136.60)
02 3100 890 008	OTHER MISC EXPENSES BSMS	0.00	0.00	0.00	0.00	0.00	0.00	0.00
3100	FOOD SERVICE OPERATIONS	0.00	189,624.67	1,175,794.00	0.00	(1,175,794.00)	244.11	(1,176,038.11)
02	NUTRITION SERVICES	0.00	189,624.67	1,175,794.00	0.00	(1,175,794.00)	244.11	(1,176,038.11)

Account Number	Account Description	Revised Budget	Expended During Month	Expenditures to Date	% of Budget	Balance at EOM	P/ O Outstanding	Unencumbered Balance
03	DEPRECIATION							
2620	MAINT OF BLDGS							
03 2620 340 000	MAINT OF BLDGS - CONTR SERVICES DIST	0.00	0.00	0.00	0.00	0.00	0.00	0.00
2620	MAINT OF BLDGS	0.00	0.00	0.00	0.00	0.00	0.00	0.00
2900	OTHER SUPPORT SERVICES							
03 2900 340 000	OTHER PROF SERVICES DIST	0.00	0.00	0.00	0.00	0.00	0.00	0.00
03 2900 350 000	TECHNICAL SERVICES DIST	0.00	0.00	0.00	0.00	0.00	0.00	0.00
03 2900 440 000	RENTALS - OTHER DIST	0.00	0.00	0.00	0.00	0.00	0.00	0.00
03 2900 450 000	CONSTR SERVICES DIST	0.00	0.00	0.00	0.00	0.00	0.00	0.00
03 2900 490 000	OTHER PURCH SERVICES DIST	0.00	0.00	0.00	0.00	0.00	0.00	0.00
03 2900 610 000	SUPPLIES DIST	0.00	0.00	0.00	0.00	0.00	0.00	0.00
03 2900 621 000	NATURAL GAS DIST	0.00	0.00	0.00	0.00	0.00	0.00	0.00
03 2900 626 000	GAS AND OIL DIST	0.00	0.00	0.00	0.00	0.00	0.00	0.00
03 2900 640 000	BOOKS & PERIODICALS DIST	0.00	0.00	0.00	0.00	0.00	0.00	0.00
03 2900 641 000	E-BOOKS DIST	0.00	0.00	0.00	0.00	0.00	0.00	0.00
03 2900 643 000	WEB/CLOUD BASED SOFTWARE DIST	0.00	0.00	0.00	0.00	0.00	0.00	0.00
03 2900 650 000	SUPPLIES-TECHNOLOGY RELATED DIST	0.00	0.00	0.00	0.00	0.00	0.00	0.00
03 2900 730 000	EQUIPMENT DIST	0.00	0.00	0.00	0.00	0.00	0.00	0.00
03 2900 732 000	VEHICLE ACQUISITION DIST	0.00	0.00	124,749.00	0.00	(124,749.00)	0.00	(124,749.00)
03 2900 733 000	FURN & EQUIP DIST	0.00	0.00	0.00	0.00	0.00	0.00	0.00
03 2900 734 000	HARDWARE DIST	0.00	314,879.70	314,879.70	0.00	(314,879.70)	0.00	(314,879.70)
03 2900 735 000	SOFTWARE DIST	0.00	0.00	0.00	0.00	0.00	0.00	0.00
03 2900 739 000	OTHER EQUIP DIST	0.00	0.00	0.00	0.00	0.00	0.00	0.00
2900	OTHER SUPPORT SERVICES	0.00	314,879.70	439,628.70	0.00	(439,628.70)	0.00	(439,628.70)
8000	TRANSFERS (OUTGOING)							
03 8000 911 000	TRANSFERS TO GENERAL FUND DIST	0.00	0.00	0.00	0.00	0.00	0.00	0.00
8000	TRANSFERS (OUTGOING)	0.00	0.00	0.00	0.00	0.00	0.00	0.00
03	DEPRECIATION	0.00	314,879.70	439,628.70	0.00	(439,628.70)	0.00	(439,628.70)

Account Number	Account Description	Revised Budget	Expended During Month	Expenditures to Date	% of Budget	Balance at EOM	P/ O Outstanding	Unencumbered Balance
05	UNEMPLOYMENT - SAVINGS							
2900	OTHER SUPPORT SERVICES							
05 2900 271 000	WORKER'S COMPENSATION TEACH/PROF DIST	0.00	2,532.83	6,197.44	0.00	(6,197.44)	0.00	(6,197.44)
2900	OTHER SUPPORT SERVICES	0.00	2,532.83	6,197.44	0.00	(6,197.44)	0.00	(6,197.44)
05	UNEMPLOYMENT - SAVINGS	0.00	2,532.83	6,197.44	0.00	(6,197.44)	0.00	(6,197.44)

Account Number	Account Description	Revised Budget	Expended During Month	Expenditures to Date	% of Budget	Balance at EOM	P/ O Outstanding	Unencumbered Balance
13 4500 734 003	BLDG ACQ & CONSTR - COMP HDWE PC	0.00	0.00	0.00	0.00	0.00	0.00	0.00
13 4500 734 004	BLDG ACQ & CONSTR - COMP HDWE HE	0.00	0.00	0.00	0.00	0.00	0.00	0.00
13 4500 734 005	BLDG ACQ & CONSTR - COMP HDWE BMS	0.00	0.00	0.00	0.00	0.00	0.00	0.00
13 4500 734 006	BLDG ACQ & CONSTR - COMP HDWE AP	0.00	0.00	0.00	0.00	0.00	0.00	0.00
13 4500 734 007	BLDG ACQ & CONSTR - COMP HDWE SE	0.00	0.00	0.00	0.00	0.00	0.00	0.00
13 4500 734 008	BLDG ACQ & CONSTR - COMP HDWE BSMS	0.00	0.00	0.00	0.00	0.00	0.00	0.00
13 4500 739 000	BLDG ACQ & CONSTR - EQUIPMENT DIST	0.00	0.00	0.00	0.00	0.00	0.00	0.00
13 4500 739 001	BLDG ACQ & CONSTR - EQUIPMENT BHS	0.00	0.00	0.00	0.00	0.00	0.00	0.00
13 4500 739 002	BLDG ACQ & CONSTR - EQUIPMENT BE	0.00	0.00	0.00	0.00	0.00	0.00	0.00
13 4500 739 003	BLDG ACQ & CONSTR - EQUIPMENT PC	0.00	0.00	0.00	0.00	0.00	0.00	0.00
13 4500 739 004	BLDG ACQ & CONSTR - EQUIPMENT HE	0.00	0.00	0.00	0.00	0.00	0.00	0.00
13 4500 739 005	BLDG ACQ & CONSTR - EQUIPMENT BMS	0.00	0.00	0.00	0.00	0.00	0.00	0.00
13 4500 739 006	BLDG ACQ & CONSTR - EQUIPMENT AP	0.00	0.00	0.00	0.00	0.00	0.00	0.00
13 4500 739 007	BLDG ACQ & CONSTR - EQUIPMENT SE	0.00	0.00	0.00	0.00	0.00	0.00	0.00
13 4500 739 008	BLDG ACQ & CONSTR - EQUIPMENT BSMS	0.00	0.00	0.00	0.00	0.00	0.00	0.00
13 4500 890 000	BLDG ACQ & CONSTR - OTHER MISC EXP	0.00	0.00	0.00	0.00	0.00	0.00	0.00
4500	BLDG ACQ & CONSTR	0.00	2,213,958.18	6,866,981.97	0.00	(6,866,981.97)	0.00	(6,866,981.97)
5000	DEBT SERVICES							
13 5000 807 000	REPAYMENT OF TAXES FOR REVALUED PROP	0.00	0.00	0.00	0.00	0.00	0.00	0.00
13 5000 831 000	REDEMPTION OF PRINCIPAL	0.00	0.00	0.00	0.00	0.00	0.00	0.00
13 5000 832 000	DEBT SERVICE INTEREST	0.00	0.00	0.00	0.00	0.00	0.00	0.00
13 5000 833 000	BOND ISS & OTHER DEBT-RELATED COSTS	0.00	0.00	0.00	0.00	0.00	0.00	0.00
5000	DEBT SERVICES	0.00	0.00	0.00	0.00	0.00	0.00	0.00
13	SPECIAL BUILDING FUND - CHECKING	0.00	2,259,432.18	6,967,809.06	0.00	(6,967,809.06)	0.00	(6,967,809.06)

Account Number	Account Description	Revised Budget	Expended During Month	Expenditures to Date	% of Budget	Balance at EOM	P/ O Outstanding	Unencumbered Balance
21 2900 610 001 720	BHS French	0.00	17.97	211.74	0.00	(211.74)	0.00	(211.74)
21 2900 610 001 750	BHS Journalism	0.00	0.00	0.00	0.00	0.00	0.00	0.00
21 2900 610 001 800	BHS Miscellaneous	0.00	3,938.42	13,793.55	0.00	(13,793.55)	3,237.77	(17,031.32)
21 2900 610 001 801	BHS Robotics	0.00	723.69	2,225.91	0.00	(2,225.91)	0.00	(2,225.91)
21 2900 610 001 802	BHS Quiz Bowl	0.00	0.00	259.00	0.00	(259.00)	100.00	(359.00)
21 2900 610 001 804	BHS Multi Cultural Club	0.00	0.00	378.02	0.00	(378.02)	0.00	(378.02)
21 2900 610 001 805	BHS Boys' Youth Basketball	0.00	2,219.55	6,501.84	0.00	(6,501.84)	200.00	(6,701.84)
21 2900 610 001 806	BHS Outdoor Club	0.00	0.00	130.66	0.00	(130.66)	0.00	(130.66)
21 2900 610 001 807	BHS Key Club	0.00	0.00	449.71	0.00	(449.71)	0.00	(449.71)
21 2900 610 001 809	BHS National Honor Society	0.00	0.00	46.28	0.00	(46.28)	0.00	(46.28)
21 2900 610 001 811	BHS Prism Club	0.00	0.00	0.00	0.00	0.00	0.00	0.00
21 2900 610 001 820	BHS Environmental Science	0.00	0.00	0.00	0.00	0.00	0.00	0.00
21 2900 610 001 825	BHS Girls' Youth Basketball	0.00	326.93	526.48	0.00	(526.48)	11.84	(538.32)
21 2900 610 001 830	BHS PSAT/AP	0.00	0.00	2,083.50	0.00	(2,083.50)	0.00	(2,083.50)
21 2900 610 001 835	BHS Drivers' Education	0.00	0.00	0.00	0.00	0.00	0.00	0.00
21 2900 610 001 840	BHS Baylor Test Prep	0.00	0.00	0.00	0.00	0.00	0.00	0.00
21 2900 610 001 850	BHS Post Prom	0.00	0.00	0.00	0.00	0.00	0.00	0.00
21 2900 610 001 865	BHS Engineering	0.00	0.00	0.00	0.00	0.00	0.00	0.00
21 2900 610 001 890	BHS Student Senate	0.00	119.40	6,242.66	0.00	(6,242.66)	0.00	(6,242.66)
21 2900 610 001 900	BHS Music	0.00	0.00	0.00	0.00	0.00	0.00	0.00
21 2900 610 001 905	BHS Music Student Fundraising	0.00	0.00	0.00	0.00	0.00	0.00	0.00
21 2900 610 001 910	BHS Musical	0.00	0.00	0.00	0.00	0.00	0.00	0.00
21 2900 610 001 915	BHS Music Resale	0.00	0.00	0.00	0.00	0.00	0.00	0.00
21 2900 610 001 950	BHS Vocational	0.00	0.00	0.00	0.00	0.00	0.00	0.00
21 2900 610 001 952	BHS Art Lab	0.00	465.35	549.61	0.00	(549.61)	0.00	(549.61)
21 2900 610 001 953	BHS Art International Travel	0.00	0.00	0.00	0.00	0.00	0.00	0.00
21 2900 610 001 955	BHS Shop	0.00	0.00	0.00	0.00	0.00	0.00	0.00
21 2900 610 001 970	BHS Library	0.00	0.00	0.00	0.00	0.00	0.00	0.00
21 2900 610 002 210	BE Band Resale	0.00	0.00	0.00	0.00	0.00	0.00	0.00
21 2900 610 002 550	BE Miscellaneous	0.00	0.00	491.53	0.00	(491.53)	0.00	(491.53)
21 2900 610 002 555	BE Yearbook	0.00	0.00	0.00	0.00	0.00	0.00	0.00
21 2900 610 002 590	BE Student Council	0.00	615.00	881.48	0.00	(881.48)	0.00	(881.48)
21 2900 610 002 975	BE Library	0.00	0.00	689.07	0.00	(689.07)	0.00	(689.07)
21 2900 610 003 215	PC Band Resale	0.00	0.00	0.00	0.00	0.00	0.00	0.00
21 2900 610 003 505	PC Student Council	0.00	0.00	0.00	0.00	0.00	0.00	0.00
21 2900 610 003 557	PC Miscellaneous	0.00	0.00	0.00	0.00	0.00	0.00	0.00
21 2900 610 003 558	PC Yearbook	0.00	0.00	0.00	0.00	0.00	0.00	0.00
21 2900 610 003 971	PC Library	0.00	0.00	1,347.08	0.00	(1,347.08)	0.00	(1,347.08)
21 2900 610 004 220	HE Band Resale	0.00	643.40	1,138.40	0.00	(1,138.40)	0.00	(1,138.40)
21 2900 610 004 510	HE Student Council	0.00	0.00	153.72	0.00	(153.72)	0.00	(153.72)
21 2900 610 004 560	HE Miscellaneous	0.00	0.00	1,242.66	0.00	(1,242.66)	0.00	(1,242.66)
21 2900 610 004 565	HE Yearbook	0.00	0.00	0.00	0.00	0.00	0.00	0.00
21 2900 610 004 995	HE Library	0.00	0.00	544.80	0.00	(544.80)	0.00	(544.80)
21 2900 610 005 101	BMS Athletics	0.00	0.00	698.39	0.00	(698.39)	0.00	(698.39)
21 2900 610 005 110	BMS Football	0.00	2,249.61	4,799.37	0.00	(4,799.37)	1,815.00	(6,614.37)
21 2900 610 005 112	BMS Track	0.00	0.00	0.00	0.00	0.00	0.00	0.00
21 2900 610 005 120	BMS Volleyball	0.00	450.00	1,783.80	0.00	(1,783.80)	0.00	(1,783.80)
21 2900 610 005 130	BMS Boys' Basketball	0.00	0.00	2,397.70	0.00	(2,397.70)	0.00	(2,397.70)
21 2900 610 005 140	BMS Girls' Basketball	0.00	540.00	540.00	0.00	(540.00)	0.00	(540.00)
21 2900 610 005 146	BMS Cross Country	0.00	0.00	1,409.78	0.00	(1,409.78)	0.00	(1,409.78)
21 2900 610 005 185	BMS Wrestling	0.00	200.00	1,400.95	0.00	(1,400.95)	939.25	(2,340.20)
21 2900 610 005 601	BMS FBLA	0.00	0.00	0.00	0.00	0.00	0.00	0.00
21 2900 610 005 803	BMS Robotics	0.00	0.00	0.00	0.00	0.00	0.00	0.00
21 2900 610 005 810	BMS PTO	0.00	0.00	0.00	0.00	0.00	0.00	0.00
21 2900 610 005 845	BMS Yearbook	0.00	284.55	515.70	0.00	(515.70)	0.00	(515.70)

Account Number	Account Description	Revised Budget	Expended During Month	Expenditures to Date	% of Budget	Balance at EOM	P/ O Outstanding	Unencumbered Balance
21 2900 610 005 860	BMS Engineering	0.00	0.00	0.00	0.00	0.00	0.00	0.00
21 2900 610 005 870	BMS Leadership Group	0.00	0.00	0.00	0.00	0.00	0.00	0.00
21 2900 610 005 872	BMS Service Club	0.00	0.00	0.00	0.00	0.00	0.00	0.00
21 2900 610 005 891	BMS Student Senate	0.00	151.90	313.77	0.00	(313.77)	194.23	(508.00)
21 2900 610 005 892	BMS Cooking Club	0.00	486.52	813.26	0.00	(813.26)	68.63	(881.89)
21 2900 610 005 893	BMS Miscellaneous	0.00	0.00	0.00	0.00	0.00	0.00	0.00
21 2900 610 005 916	BMS Music Resale	0.00	0.00	0.00	0.00	0.00	0.00	0.00
21 2900 610 005 951	BMS Tech & Living	0.00	0.00	0.00	0.00	0.00	0.00	0.00
21 2900 610 005 996	BMS Library	0.00	32.57	746.93	0.00	(746.93)	0.00	(746.93)
21 2900 610 006 221	AP Band Resale	0.00	0.00	1,033.42	0.00	(1,033.42)	0.00	(1,033.42)
21 2900 610 006 511	AP Student Council	0.00	0.00	338.00	0.00	(338.00)	0.00	(338.00)
21 2900 610 006 561	AP Miscellaneous	0.00	3,324.81	4,448.60	0.00	(4,448.60)	0.00	(4,448.60)
21 2900 610 006 566	AP Yearbook	0.00	0.00	0.00	0.00	0.00	0.00	0.00
21 2900 610 006 976	AP Library	0.00	225.36	672.43	0.00	(672.43)	0.00	(672.43)
21 2900 610 007 222	SE Band Resale	0.00	0.00	0.00	0.00	0.00	0.00	0.00
21 2900 610 007 512	SE Student Council	0.00	0.00	210.64	0.00	(210.64)	0.00	(210.64)
21 2900 610 007 567	SE Miscellaneous	0.00	0.00	0.00	0.00	0.00	0.00	0.00
21 2900 610 007 568	SE Yearbook	0.00	0.00	0.00	0.00	0.00	0.00	0.00
21 2900 610 007 972	SE Library	0.00	1,557.39	1,662.39	0.00	(1,662.39)	285.50	(1,947.89)
21 2900 610 008 102	BSMS Athletics	0.00	0.00	2,823.83	0.00	(2,823.83)	0.00	(2,823.83)
21 2900 610 008 121	BSMS Football	0.00	0.00	5,370.00	0.00	(5,370.00)	1,350.00	(6,720.00)
21 2900 610 008 122	BSMS Track	0.00	0.00	315.00	0.00	(315.00)	0.00	(315.00)
21 2900 610 008 123	BSMS Volleyball	0.00	350.00	1,430.00	0.00	(1,430.00)	0.00	(1,430.00)
21 2900 610 008 124	BSMS Boys' Basketball	0.00	0.00	3,000.00	0.00	(3,000.00)	0.00	(3,000.00)
21 2900 610 008 143	BSMS Girls' Basketball	0.00	540.00	948.85	0.00	(948.85)	0.00	(948.85)
21 2900 610 008 147	BSMS Cross Country	0.00	0.00	464.00	0.00	(464.00)	0.00	(464.00)
21 2900 610 008 186	BSMS Wrestling	0.00	1,310.00	4,061.49	0.00	(4,061.49)	0.00	(4,061.49)
21 2900 610 008 602	BSMS FBLA	0.00	0.00	0.00	0.00	0.00	0.00	0.00
21 2900 610 008 808	BSMS Robotics	0.00	0.00	0.00	0.00	0.00	0.00	0.00
21 2900 610 008 846	BSMS Yearbook	0.00	0.00	0.00	0.00	0.00	0.00	0.00
21 2900 610 008 861	BSMS Engineering	0.00	0.00	0.00	0.00	0.00	0.00	0.00
21 2900 610 008 871	BSMS Service Club	0.00	0.00	78.00	0.00	(78.00)	0.00	(78.00)
21 2900 610 008 894	BSMS Student Senate	0.00	0.00	137.96	0.00	(137.96)	0.00	(137.96)
21 2900 610 008 895	BSMS Cooking Club	0.00	94.33	491.52	0.00	(491.52)	0.00	(491.52)
21 2900 610 008 896	BSMS Miscellaneous	0.00	0.00	0.00	0.00	0.00	0.00	0.00
21 2900 610 008 917	BSMS Music Resale	0.00	0.00	0.00	0.00	0.00	0.00	0.00
21 2900 610 008 997	BSMS Library	0.00	0.00	825.07	0.00	(825.07)	0.00	(825.07)
2900	OTHER SUPPORT SERVICES	0.00	103,845.71	316,877.32	0.00	(316,877.32)	24,756.30	(341,633.62)
21	ACTIVITY FUND	0.00	103,845.71	316,877.32	0.00	(316,877.32)	24,756.30	(341,633.62)

Account Number	Account Description	Revised Budget	Expended During Month	Expenditures to Date	% of Budget	Balance at EOM	P/ O Outstanding	Unencumbered Balance
22	STUDENT FEE FUND							
2190	OTHER PUPIL SUPPORT SERVICES							
22 2190 340 000 670	REPAIRS	0.00	1,312.25	3,966.14	0.00	(3,966.14)	0.00	(3,966.14)
22 2190 610 000 670	SUPPLIES	0.00	0.00	38.56	0.00	(38.56)	0.00	(38.56)
2190	OTHER PUPIL SUPPORT SERVICES	0.00	1,312.25	4,004.70	0.00	(4,004.70)	0.00	(4,004.70)
22	STUDENT FEE FUND	0.00	1,312.25	4,004.70	0.00	(4,004.70)	0.00	(4,004.70)

Account Number	Account Description	Revised Budget	Expended During Month	Expenditures to Date	% of Budget	Balance at EOM	P/ O Outstanding	Unencumbered Balance
25	BOND FUND							
5000	DEBT SERVICES							
25 5000 831 000	REDEMPTION OF PRINCIPAL	0.00	0.00	2,328,459.51	0.00	(2,328,459.51)	0.00	(2,328,459.51)
25 5000 832 000	DEBT SERVICE INTEREST	0.00	0.00	2,650,000.00	0.00	(2,650,000.00)	0.00	(2,650,000.00)
25 5000 833 000	BOND ISS & OTHER DEBT-RELATED COSTS	0.00	0.00	2,400.00	0.00	(2,400.00)	0.00	(2,400.00)
25 5000 890 000	OTHER MISC EXPENSES	0.00	0.00	0.00	0.00	0.00	0.00	0.00
5000	DEBT SERVICES	0.00	0.00	4,980,859.51	0.00	(4,980,859.51)	0.00	(4,980,859.51)
25	BOND FUND	0.00	0.00	4,980,859.51	0.00	(4,980,859.51)	0.00	(4,980,859.51)

Account Number	Account Description	Revised Budget	Expended During Month	Expenditures to Date	% of Budget	Balance at EOM	P/ O Outstanding	Unencumbered Balance
Grand Total:		56,980,007.00	7,145,573.98	35,438,669.94	62.42	21,541,337.06	130,605.39	21,410,731.67

	<u>PIK/Gross</u>	<u>Amount</u>	<u>Expense/ Employer</u>	<u>Adjustment Amount</u>	<u>Check Total</u>	<u>Payee ID</u>	<u>Payee Name</u>	
Checking Account ID: GENERAL								
ADD								
ACTDRIVE Activity Driver			6,526.85					
ACTIVITY Activity			8,787.50					
APSTIPEND AP Stipend			900.00					
BEREAVE Bereavement			1,332.44					
CIVIL Civil			119.99					
CREDITREC Credit Recovery			1,342.80					
CURR1 Curriculum Work			658.20					
DUALENR Dual Enrollment			4,800.00					
GERTDRIV Route Driver			17,380.97					
HOURLY Hourly			251,201.41					
INHOUSE In-House Sub			812.00					
OT Overtime			10,628.58					
OT1 Overtime Act			441.79					
PARASUB Substitute Paraprofessional			8,207.70					
PERSONAL Personal			2,175.29					
SATURDAY Saturday School			579.09					
SEMSUBSTIP Substitute Stipend			4,200.00					
SICK Sick			14,699.47					
SPDRIVE Sped Driver			17,623.29					
SUB Substitute			52,500.00					
SUBACCBMS Sub Accompanist BMS			192.03					
SUBACCBMSMS Sub Accompanist BSMS			204.98					
SUBLT Substitute Long Term			13,110.00					
TECH1 Technology			1,299.44					
VACATION Vacation			4,058.68					
			423,782.50					
CONTRACT								
C01 Contract			2,101,820.44					
C02 Contract			669.82					
EXTRADUTY1 Extra Duty			41,540.62					
EXTRADUTY2 Extra Duty			12,602.04					
EXTRADUTY3 Extra Duty			4,585.13					
EXTRADUTY4 Extra Duty			997.20					
EXTRADUTY5 Extra Duty			243.91					
INLIEU Cash in lieu			52,251.75					
LONGEVITY Longevity			3,812.97					
LTD Long Term Disability			5,299.78					
PHONESTIP Cell Phone Stipend			90.00					
			2,223,913.66					
DEDUCTION								
403B TSA 403b		5,667.61			5,667.61	403B	403B Consultants LLC	A
403BROTH 403b Roth		2,160.00			2,160.00	403B	403B Consultants LLC	A
AFLAC AFLAC		168.39			168.39	AFLAC	Aflac	A
CAFEMED Med Reimb FSA		7,696.33			7,696.33	BPSSECT125	BPS Section 125 Plan	
CAICGROUP CAIC Group		126.83			126.83	AFLACGROUP	Aflac Group Insurance	
DENTAL Dental		17,758.76	20,443.30		38,202.06	BCBS	Blue Cross/Blue Shield of NE	
DEPCARE Dep Care FSA		7,837.60			7,837.60	BPSSECT125	BPS Section 125 Plan	
HEALTHINS Health Insur			540,587.31		540,587.31	BCBS	Blue Cross/Blue Shield of NE	
HORMANLIFE H.Mann Life		419.94			419.94	HORMANLIFE	Horace Mann Life Insurance Company	
LTDISAB Long Term Disab		5,299.78			5,299.78	MADNATL	Madison National Life Ins. Co., Inc.	
MISSSUREYE Missed Surr Eye		75.76			75.76	SURENCY	Surency Life and Health	
NECHLDSPTPT Child Sppt		365.00			365.00	NECHLDSPTPT	NCSPC	
NFMGARN Garnishment		467.83			467.83	NFMGARN	NEBRASKA FURNITURE MART	
NISLIFE Life			1,060.50		1,060.50	NISLIFE	Madison National Life Ins. Co, Inc	
NISVOLLIFE Vol Life		1,533.35			1,533.35	NISLIFE	Madison National Life Ins. Co, Inc	
SECURBENE Sec Ben 403b		3,294.15			3,294.15	SECURBENE	SECURITY BENEFIT	

	<u>PIK/Gross</u>	<u>Amount</u>	<u>Expense/ Employer</u>	<u>Adjustment Amount</u>	<u>Check Total</u>	<u>Payee ID</u>	<u>Payee Name</u>	
STANDACCID Accident		2,753.61			2,753.61	STANDARD	Standard Insurance Company	
STANDCRIT Critical		2,045.40			2,045.40	STANDARD	Standard Insurance Company	
STANDHOSP Hospital		1,511.44			1,511.44	STANDARD	Standard Insurance Company	
SURENCYEYE Vision		2,916.50			2,916.50	SURENCY	Surency Life and Health	
TEAMMATES Teammates		511.00			511.00	TEAMMATES	TEAMMATES	
TRUSTMARK Trustmark		3,580.84			3,580.84	TRUSTMARK	TRUSTMARK VOLUNTARY BENEFIT SOLUTIONS INC	
		<u>66,190.12</u>	<u>562,091.11</u>	<u>0.00</u>	<u>628,281.23</u>			
INDIVIDUAL BANK ACCOUNT DEDUCTION								
HSA HSA	473,663.66	15,989.87	24,190.66		40,180.53			D
		<u>15,989.87</u>	<u>24,190.66</u>	<u>0.00</u>	<u>40,180.53</u>			
RET DEDUCTION								
NPERS Retirement	2,498,280.73	199,862.35	183,623.55		383,485.90	BPSBUS	BPS Business Account	
NPERSINC Retirement	2,498,280.73		18,237.50		18,237.50	BPSBUS	BPS Business Account	
		<u>199,862.35</u>	<u>201,861.05</u>	<u>0.00</u>	<u>401,723.40</u>			
TAX								
FIT FIT	2,386,302.01	182,163.50			182,163.50	EFTPS	ELECTRONIC FEDERAL TAX PAYMENT SYSTEM	A
FUTA FUTA	2,647,696.16							
MEDICARE MEDICARE	2,595,126.12	37,629.40	37,629.40		75,258.80	EFTPS	ELECTRONIC FEDERAL TAX PAYMENT SYSTEM	A
SITNE SIT NE	2,386,302.01	73,544.18			73,544.18	BPSBUS	BPS Business Account	
SOCSEC SOC SEC	2,595,126.12	160,898.04	160,898.04		321,796.08	EFTPS	ELECTRONIC FEDERAL TAX PAYMENT SYSTEM	A
SUTANE SUTA NE	2,647,696.16							
WCNE WORK COMP NE	2,647,696.16							
		<u>454,235.12</u>	<u>198,527.44</u>	<u>0.00</u>	<u>652,762.56</u>			
						Net Pay:	1,911,418.70	
						Cash Total:	3,634,366.42	
Non - FIT Taxable Deductions		261,394.15						
Non - SIT Taxable Deductions		261,394.15						
Non - SOC SEC Taxable Deductions		52,570.04						
Non - MEDICARE Taxable Deductions		52,570.04						
Direct Deposits		1,951,599.23						
Automatic Payments		587,214.38						
Adds + Contracts + Deduction Adds		2,647,696.16						

	<u>PIK/Gross</u>	<u>Amount</u>	<u>Expense/ Employer</u>	<u>Adjustment Amount</u>	<u>Check Total</u>	<u>Payee ID</u>	<u>Payee Name</u>	
Checking Account ID: HOTLUNCH								
ADD								
COOKSUB Substitute Cook			3,992.58					
HOURLY Hourly			50,808.64					
OT Overtime			34.90					
PERSONAL Personal			817.89					
SICK Sick			1,740.97					
			<u>57,394.98</u>					
CONTRACT								
C01 Contract			7,562.19					
INLIEU Cash in lieu			936.44					
LTD Long Term Disability			131.51					
			<u>8,630.14</u>					
DEDUCTION								
DENTAL Dental		233.38	253.09		486.47	BCBS	Blue Cross/Blue Shield of NE	
HEALTHINS Health Insur		712.08	4,981.63		5,693.71	BCBS	Blue Cross/Blue Shield of NE	
LTDISAB Long Term Disab		131.51			131.51	MADNATL	Madison National Life Ins. Co., Inc.	
NISLIFE Life			70.35		70.35	NISLIFE	Madison National Life Ins. Co, Inc	
NISVOLLIFE Vol Life		125.82			125.82	NISLIFE	Madison National Life Ins. Co, Inc	
STANDACCID Accident		184.10			184.10	STANDARD	Standard Insurance Company	
STANDCRIT Critical		139.40			139.40	STANDARD	Standard Insurance Company	
STANDHOSP Hospital		50.75			50.75	STANDARD	Standard Insurance Company	
SURENCYEYE Vision		108.34			108.34	SURENCY	Surency Life and Health	
TRUSTMARK Trustmark		123.78			123.78	TRUSTMARK	TRUSTMARK VOLUNTARY BENEFIT SOLUTIONS INC	
		<u>1,809.16</u>	<u>5,305.07</u>	<u>0.00</u>	<u>7,114.23</u>			
RET DEDUCTION								
NPERS Retirement	60,964.59	4,877.16	4,480.91		9,358.07	BPSBUS	BPS Business Account	
NPERSINC Retirement	60,964.59		445.05		445.05	BPSBUS	BPS Business Account	
		<u>4,877.16</u>	<u>4,925.96</u>	<u>0.00</u>	<u>9,803.12</u>			
TAX								
FIT FIT	60,094.16	1,530.84			1,530.84	EFTPS	ELECTRONIC FEDERAL TAX PAYMENT SYSTEM	A
FUTA FUTA	66,025.12							
MEDICARE MEDICARE	64,971.32	942.07	942.07		1,884.14	EFTPS	ELECTRONIC FEDERAL TAX PAYMENT SYSTEM	A
SITNE SIT NE	60,094.16	900.45			900.45	BPSBUS	BPS Business Account	
SOCSEC SOC SEC	64,971.32	4,028.24	4,028.24		8,056.48	EFTPS	ELECTRONIC FEDERAL TAX PAYMENT SYSTEM	A
SUTANE SUTA NE	66,025.12							
WCNE WORK COMP NE	66,025.12							
		<u>7,401.60</u>	<u>4,970.31</u>	<u>0.00</u>	<u>12,371.91</u>			
						Net Pay:	51,937.20	
						Cash Total:	81,226.46	
Non - FIT Taxable Deductions		5,930.96						
Non - SIT Taxable Deductions		5,930.96						
Non - SOC SEC Taxable Deductions		1,053.80						
Non - MEDICARE Taxable Deductions		1,053.80						
Direct Deposits		51,937.20						
Automatic Payments		11,471.46						
Adds + Contracts + Deduction Adds		66,025.12						

February 2026 Personnel Notes

Certified Staff Hire:

- A. Derrick Spooner has been hired as an assistant principal at Bennington High School. He will begin work in August of 2026.
- B. Lori Zito has been hired as a .5 school psychologist at Stratford Elementary. She will begin work in August of 2026. MA +45/2xMA/ED, Step 14.
- C. Mason Rodericks has been hired as a math teacher at Bennington High School. He will begin work in August of 2026. MA, Step 6.
- D. Krista Bendell has been hired as a principal at Bennington Elementary School. She will begin work in August of 2026.
- E. Tait Heimes has been hired as a special education teacher at Bennington Elementary. He will begin work in August of 2026. BA, Step 3.
- F. Megan Spomer has been hired as an elementary teacher at Bennington Elementary. She will begin work in August of 2026. MA+45/2xMA/EdS.

Classified Staff Hire:

- A. Carma Plessing has been hired as a paraprofessional at Bennington South and Bennington North Middle School. Her start date is February of 2026.
- B. Anastasiia Bulat has been hired as a paraprofessional at Anchor Pointe Elementary. She will begin work in February of 2026.
- C. Doug Kibbe has been hired as a paraprofessional at Stratford Elementary. He will begin work in February of 2026.
- D. Lacy Rustin has been hired as a 4 hour cook at Bennington High School. She will begin work in February of 2026.

Certified Staff Resignations:

- A. Ross Berggren has resigned his position as a math teacher at Bennington High School. He has been employed by the district since August 2024.

B. Jennifer Rucker has resigned her position as an elementary teacher at Heritage Elementary School. She has been with the district since August 2022.

C. Amanda Perkins has resigned her position as an elementary teacher at Anchor Pointe Elementary. She has been with the district since August 2021.

D. Rylee Reggio has resigned as a special education teacher at Bennington Elementary. She has been with the district since August 2024.

E. Mickayla Hegy has resigned her position as an elementary teacher at Bennington Elementary School. She has been with the district since August 2022.

F. Danielle Adams has resigned her position as a middle school teacher at Bennington South Middle School. She has been with the district since August of 2022.

G. Katy Huston has resigned her position as a special education teacher at Bennington High School. She has been with the district since August of 2024.

H. Nate Cain has resigned from his position as a special education teacher at Bennington High School. He has been with the district since August of 2024.

I. Madeline Mandl has resigned from her position at Pine Creek Elementary. She has been with the district since August of 2021.

Classified Staff Resignations:

A. Sakuntala Paudel has resigned her position as a paraprofessional at Anchor Pointe. She has been with the district since January 2025.

B. Chuck Matland has resigned his position as facility maintenance and mechanic at Anchor Pointe Elementary and the district. He has been with the district since August 2010.

C. Hillary Cemer has resigned her position as a paraprofessional at Bennington High School. She has been with the district since November 2025.



Bennington Public Schools Elementary Board Report

The mission of the Bennington Public Schools is to provide opportunities in a safe, caring environment that will prepare all students to meet the challenges of the future.

Date: February 9, 2026

Anchor Pointe Elementary- Chad Boyes, Megan Christensen

Bennington Elementary - Danielle Robb

Heritage Elementary - Katie Woodrich

Pine Creek Elementary - Alison Dellwo, Krista Bendell

Stratford Elementary - Craig Theis

Partnering for Student Success: Watch D.O.G.S. Program Rollout

Bennington Elementary recently kicked off its WATCH D.O.G.S. (Dads of Great Students) program with a pizza night for dads and students. The event was well attended, with 119 dads and students participating. The kickoff generated strong interest, with 23 dads signing up to volunteer in the building.




Elementary Buildings Celebrate the 100th Day of School

Elementary buildings celebrated the 100th day of school on Monday, January 26th with a variety of fun and engaging activities across grade levels. Classrooms marked the milestone through hands-on learning experiences, creative projects, and celebrations that highlighted student growth and learning since the first day of school.

Elementary Parent Teacher Conferences

Parent-teacher conferences will take place this week, and we look forward to connecting with families and sharing students' academic growth and progress. These conversations provide a valuable opportunity to strengthen our partnership with parents in support of student success.





Middle School News

Nebraska Honor Choir and Sing Around Nebraska

Select students from Bennington South and Bennington Middle School participated in Nebraska Honor Choir on Friday, January 16th. On January 24th, select 6th grade choir students from Bennington Middle School and Bennington South Middle School participated in Sing Around Nebraska in Fremont. Thank you, Ms. Engel and the Bennington Public Schools Foundation, for providing these wonderful opportunities for our students!



Artemis II “Mission to the Moon”



With the start of second semester, the BMS 7th grade science students took their learning to the Moon. The 7th grade science team has been building a “space throughline” across the year by using destinations already included in the curriculum, such as Mars, Venus, Titan, and now the Moon, to help students apply their science learning in meaningful ways. By anchoring learning in real-world contexts, students applied scientific concepts while building curiosity and a deeper understanding of planetary science.

During the Artemis II unit, students followed NASA’s upcoming mission, analyzed lunar features using authentic NASA images and Google Moon, and demonstrated their learning through hands-on labs and design challenges. Experiences like testing heat shield materials to protect “eggstronauts,” launching mini rockets, and ultimately designing an investigation to test plant growth in Martian soil simulant, a project funded by the BPS Foundation, empowers students to think like engineers, solve authentic problems, and connect their science learning to the future of space exploration.



Macalester College African Music Ensemble


Bennington South Middle School students and staff enjoyed a wonderful performance by the Macalester College African Music Ensemble on January 15th. The entire student body participated in one of the selections, and a group of sixth-grade students joined the ensemble for their final piece, Kpatsa, a song students learn in sixth-grade General Music. Thank you to Mrs. Nabower for organizing this meaningful cultural and musical experience, and to the Bennington Public Schools Foundation and the BSMS PTO for their generous support.



BSMSFrosty Fest



On January 30th, the BSMS PTO hosted Frosty Fest, a fun-filled event for BSMS students featuring inflatables, games, raffles, themed concessions, and more. A huge thank you to the incredible PTO and the families who supported the event—whether by signing up students, purchasing raffle tickets, donating, volunteering, or simply entrusting us with their children for a fantastic evening of winter fun!



BENNINGTON SENIOR HIGH SCHOOL

**16610 Bennington Road
Bennington, NE 68007**

To: Board of Education

From: Greg Lamberty, Bennington High School Principal

Date: February 9, 2026

UPDATES

- The following BHS musicians have or will participate in various Honor Bands in January & February:
 - UNO – Piper Circo, Emmie Fuller, Jensen Manz, Adalynn Wareham.
 - UNL – Maren Fuller, Liliana Martic, Sterling Sharp.
- Bennington FBLA collected 250 gifts during the Winter Toy Drive. The FBLA Chapter also collected 541 cans of food for the local pantries and shelters in the metro area.
- Bennington wrestling finished as EMC Tournament Champions. The boys team qualified for the State Dual Tournament on February 7 and for district wrestling on February 14 in Fort Calhoun. The girls wrestling team finished 3rd at the EMC Tournament and competed in districts on February 7 in Lincoln. The state wrestling tournament is scheduled for February 17-21 at the CHI Center in Omaha.
- Speech season is underway, and the team has competed in various tournaments including Elkhorn, Wisner-Pilger, Millard South, Millard West, and Fremont. The EMC Speech Competition is scheduled for Saturday, February 21 at Elkhorn North High School.
- BHS Dance Team competed in the National Dance Championships in Orlando, Florida January 30 – February 2, 2026. The Dance Team finished 6th in the nation in the Medium School Game Day division. The Dance Team competes on Saturday, February 21 at the State Dance Championships in Grand Island.
- BHS is hosting Spring Parent-Teacher Conferences on Monday, February 9 and Wednesday, February 11 from 4:00 to 8:00pm.
- BHS Cheer finished as division champions and division runner-up at the Heartland Cheer Competition. Coach Kristen McCrillis was recognized as the Nebraska Cheer Coach of the Year. BHS Cheer hosted a home event on Saturday, February 7 and will compete at the State Cheer Championships in Grand Island on February 19.
- The NSAA Spring Sports Season officially begins Monday, March 2. BHS offers Girls Tennis, Boys Golf, Boys & Girls Soccer, Baseball, Boys & Girls Track, and Unified Track in the spring.
- BHS Fine Arts students are rehearsing for the Spring Musical “Momma Mia” which will be performed March 20-22 in the Fine Arts Center at Bennington High School.
- District Basketball dates for Girls: February 23, 25 & 28; Boys: February 28, March 2 & 3. Girls State Basketball is March 5-7. Boys State Basketball is March 12-14.

Social Media Celebrations for Bennington High School:



FBLA Winter Toy Drive – 250 gifts collected for the community.



Heartland Cheer Competition – Division Champions & Runner-up



EMC Wrestling Champions – Individual Tournament.



Speech – 3rd Place at Elkhorn High Invite.

**DANIEL BOMBECK**

Director of Student Services

KATHRYN SINDELAR

Asst. Director of Student Services

English Learners

The Nebraska Department of Education requires all English Learners (ELs) to participate in the English Language Proficiency Assessment for the 21st Century (ELPA21) annually. This assessment is crucial for measuring students' progress in English language proficiency and ensuring compliance with federal and state regulations.

For the 2025 school year, students in the EL program will be completing the assessment from February through mid-March. The ELPA21 assesses four domains: Reading, Writing, Listening, and Speaking.

Key points about the ELPA21 assessment:

- It determines if students are emerging, progressing, or proficient in areas of language acquisition.
- The speaking domain is completed individually, while the remaining three domains can be completed in small groups.
- Students use iPads to complete this assessment.
- With approximately 63 active students in the EL program, teachers will need to schedule 252 sessions (63 students x 4 domains).
- Last year, 64 students were tested. Of those students, 28 had a Proficient score on the ELPA summative.

Assessment results will be available to the district in May and will be used to guide instruction and inform teachers about continuation in the program. Students who continue to show need in at least one domain will continue in direct services. Students who are proficient in all areas on the assessment move from a direct instruction model to being monitored for continued growth for 4 years. Currently we have 91 students that are classified as 'redesignated', meaning they continue to be monitored by the district EL Teachers in the 4 year window.

At this time, 34 languages are spoken in the district. Of those, Nepali, Spanish, Pashto, French, and Kachin are the five most frequently used other than English.



Dr. Shannon Thoendel
Director of Elementary Education

Mr. Jimmy Feeney III
Director of Secondary Education

February 9th, 2026

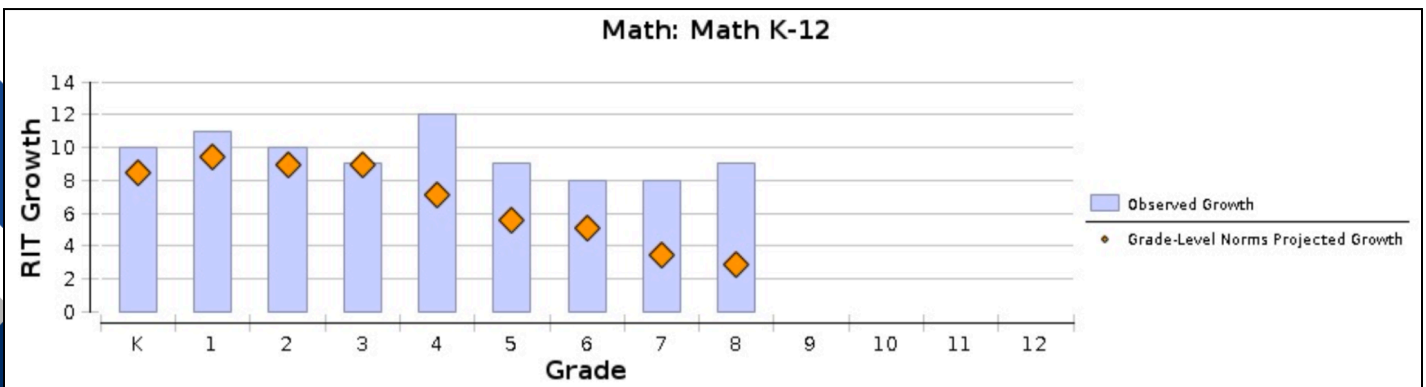
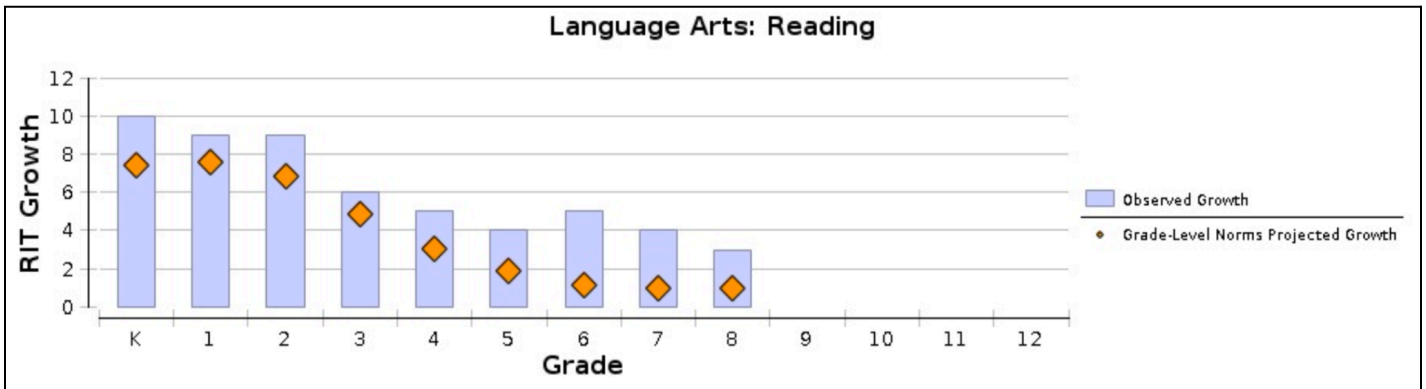
MAP GROWTH

K-8th grade Winter Growth Scores

MAP Growth is a norm referenced assessment used as a benchmark assessment in the Fall, Winter, and Spring. MAP Growth scores measure student progress toward grade level content compared to other students. These assessments provide a general picture of how a student is performing.

A benefit of the MAP Growth assessment is that it provides an achievement score and a growth score. The growth score projects the expected academic progress for a student based on their age and current achievement level. This provides our teachers with feedback on where students are successfully progressing and where students need more support.

When we reviewed our District Student Growth Summary, we were impressed by our students and teachers! The orange diamond is what MAP Growth projected for our students from the Fall to Winter test sessions. The purple rectangle is the actual growth achieved by our students. In both reading and math, every grade met or achieved higher growth than projected. These are very positive results!



Dr. Shannon Thoendel
Director of Elementary Education

Mr. Jimmy Feeney III
Director of Secondary Education

CURRICULUM ADOPTIONS

K-12 grade Math

Our K-12 math adoption is progressing well. Our timeline for adoptions shifted to move vendor presentations earlier in our cycle. This serves two purposes. First, it allows for time within our meeting schedule for additional reviews. This was beneficial to the secondary team to have an opportunity to meet with districts using the curricula we are considering. This was also beneficial for the elementary team to be able to utilize two meetings for vendor presentations. This has allowed us to provide more in-depth information to our adoption teams. Secondly, additional time will be utilized for teams to work on our curriculum scope and sequence. An example of this is discussing the vertical alignment of instruction from 5th to 6th grade and 8th to 9th grade. Our current finalists who completed vendor presentations in December and January are:

Elementary - K-5th grade:

- Desmos (Amplify)
- Bridges Math (Math Learning Center)
- Into Math (Houghton Mifflin Harcourt)
- i-Ready (Curriculum Associates)

Middle & High School - 6th grade to Advanced Algebra:

- enVisions (Savvas)
- Math & You and Concepts & Connections (Big Ideas Math/Cengage/Larson)
- Reveal Math (McGraw-Hill)

High School Elective Publishers:

- Bedford, Freeman & Worth
- Cengage
- Pearson

PROFESSIONAL LEARNING

Spring of 2026

- February 12th: Teacher Clarity, PLC Time, Department/Grade Level Meetings, Summer School Planning, and Teacher Work Time
- March 4th: Instructional Model Session #4- Monitoring and Feedback & Assessment
- March 13th: Student Transition Meetings for 2026-2027, Building Level Meetings, and Department/Grade Level Meetings
- March 24th: High School PreACT & ACT Test Day, Building End of the Year Planning, and Teacher Work Time



Bennington Public Schools Board Report
Matt Blomenkamp
Assistant Superintendent of Operations

To: Board of Education
Date: February 9, 2026, Board Meeting

I have continued to communicate to our staff about the current jobs that are posted, information on how to apply for a transfer if they choose, and what steps they can take to apply for open jobs in the district. Current certified positions that are open include:

Special Education – District
Special Education – Bennington Elementary
Math – High School
Social Studies – High School
Elementary Teacher - District

Currently we have seven open bus driving positions, four open paraprofessional positions, and four open food service positions in the district.

Other items in the assistant superintendent's office are of importance:

- I was able to attend two job fairs this past month, Midland on January 16 and Wayne State on February 6.
- Other job fairs this next month will be at UNO and UNL.
- Certification review is underway for all staff who have expired certificates in August. We will continue to reach out and help those staff members work with NDE to get their certificates renewed.
- High school assistant principal and Bennington Elementary principal interviews were conducted this past month. More information is included in my Personnel Report.

- Mr. Edens and I will be reviewing summer maintenance repairs and projects and will meet with the building and finance committee in the next month to discuss priorities.
- Construction at High School #2 site is on schedule. Footings are being installed with steel and precast to begin being erected this past week. Weather has not been too much of an issue and looks to be cooperative in the coming weeks. Once we have vertical walls, I will begin adding pictures to my monthly report.

Superintendent Report

February 2026

Bond Sale Information

The first of three bond sales to support the construction of the second high school was completed at the end of January. The final sale totaled \$43,820,000, which is expected to fully fund the first year of capital project costs. The all-in true interest cost for the sale was 4.25%. While this was approximately 0.10% higher than estimates shared during the bond informational campaign, it remains 0.38% below projections from September 2025. All previously communicated goals have been met, including a 21-year repayment model and principal payments beginning within five years. Our first bond payments are scheduled for June and December of this calendar year.

AQuESTT System

Nebraska is making updates to its school accountability system, known as AQuESTT (Accountability for a Quality Education System, Today and Tomorrow). The revised model is designed to provide a more complete picture of school and district performance by looking beyond test scores alone.

Beginning later this year, when classifications based on the 2025-26 school year data are released, the updated AQuESTT model will place a greater emphasis on postsecondary readiness and year-over-year growth. In addition to indicators such as graduation rates and chronic absenteeism, districts and high schools will now be evaluated using a postsecondary readiness indicator that recognizes multiple pathways for students. These pathways include advanced coursework, career and technical education, work-based learning experiences, the Seal of Biliteracy, and advanced performance on the ACT.

Another important shift in the revised system is an increased focus on improvement over time. Schools that demonstrate meaningful growth in areas such as graduation rate and postsecondary readiness may receive higher ratings, even if overall performance has not yet reached the highest thresholds. This change is intended to better recognize progress and the work schools are doing to continuously improve outcomes for students.

Overall, these changes align well with the work already taking place in Bennington Public Schools. Our strategic plan focus on academic growth, college and career readiness, and supporting multiple pathways for student success is consistent with the direction of the updated AQuESTT model. We will continue to monitor the implementation of these changes and share updates as more information becomes available.

Advanced Placement Courses

Last month, an article was published in the Omaha World-Herald highlighting Advanced Placement exam performance across the state of Nebraska. The article provided statewide and some district-level comparisons related to AP participation and student achievement and offered helpful context following Bennington's previously reported results from earlier this school year.

While Bennington was not specifically mentioned in the article, the data provided reflected very positively on our district. During the 2024-25 school year, Bennington High School students completed 230 AP exams and earned an average mean score of 3.69, while the statewide average mean score was 3.14.

In addition to overall participation in AP courses, the article highlighted pass rates, defined as earning a score of 3 or higher, which may qualify students for college credit depending on the institution. Specific Nebraska passage rates mentioned included:

- *State of Nebraska* – 70%
- Bellevue Public Schools – 78%
- Millard Public Schools – 86%
 - **Bennington Public Schools – 89%**

These results reflect the hard work of our students and staff and reinforce Bennington's strong academic programming and commitment to college readiness. We are proud of how our students continue to perform at a high level when compared to peer districts across the state.

Curriculum Committee Notes
January 12, 2026
1940 Board Room

The Curriculum Committee of the Bennington Board of Education met on January 12, 2026, at 5:00 PM in the 1940 Board Room. Board members present were Kara Neuverth, Joe Pick, and Steve Shannon. The administrators in attendance were Dr. Plas, Dr. Thoendel, and Mr. Feeney.

Dr. Plas shared that basic state funding projections will be released at the end of the month. The district estimates conservative property tax growth for the upcoming school year.

The Committee supported the adoption of the 10-point grading scale with plus marks included. The full Board of Education will be presented with the proposed scale at the February meeting. With the Board approval, the new scale will be implemented at the beginning of the 2026-2027 school year.

The Curriculum Committee unanimously recommends the following proposal for approval during the February Board of Education Meeting:

Proposal Number	Name	Description	Personnel Costs	Curriculum Costs	Notes
43	3.0 Special Education Teachers	This proposal adds up to 3.0 FTE special education teachers for growth district-wide. These positions are 80% reimbursable through NDE.	\$284,016	\$15,000	Up to 3.0 FTE is proposed for approval, but will be dependent on budget information. Special education staffing costs are reimbursable at a rate of 80%.
50	Full-Time Mechanic	Bennington Public Schools has historically assigned a building maintenance person to handle bus maintenance; however, the growing demands on our transportation fleet necessitate a reevaluation of our current maintenance resources.	\$92,800	\$19,922	The district spent an estimated \$134,612 on bus repairs that required an outside mechanic in 2024-2025. This would be a potential cost savings with the addition of a full-time mechanic.
Total Proposed Costs		General Fund (2026-27) – \$411,738 Actual Costs (2026-27) - \$104,725			

Proposal #34, Instructional Facilitator, proposes the restructuring of the current CADRE position. This would provide greater building-level resources allocated to teacher development and instructional support. Due to this proposal not requiring additional staffing or funding, the Committee supported the restructuring of the position and gave administration the approval to move forward.

The estimated cost for these proposals is \$411,738. The funds would be allocated from the 2026-27 General Fund budget, with the understanding that the actual cost with relocation of funds and state reimbursement is estimated at \$104,725.

The final topic of the evening was consideration of changes to the middle school schedule. Alternative schedule models were presented to the Committee. The discussion concluded with the administration continuing to explore scheduling options that improve efficiency and align with staffing constraints, while maintaining current programming.

The meeting adjourned at 5:58 PM. The next meeting will be held on Monday, February 9th, at 5:00 PM.

Building and Finance Committee Notes
January 29, 2026
Superintendent Office

The Building and Finance Committee (“Committee”) of the Bennington Board of Education (“BOE”) met on January 29, 2026, in Dr. Plas’ office at the District Office at 5:00pm. Board members present were Allyson Slobotski, Jeremy Dick and Tim Dreessen. Administrator in attendance was Aaron Plas.

The Committee received a presentation from HS #2 Core Team members outlining options for the school colors and mascot. At the conclusion of the presentation, the Committee went into closed session to discuss their thoughts on the various options. The Committee will now wait for the Curriculum Committee to receive the same presentation.

Dr. Plas provided the Committee with a summary of Proposals #43 and #50, which adds up to three special education teachers and one full-time mechanic. Due to additional needs within the district these positions were brought forward by the Curriculum Committee. The Committee unanimously approved releasing the funds for this proposal at the February BOE meeting.

Dr. Plas presented the Committee with a cost analysis of awarding raises to classified staff and administration for the 2026-27 school year. Various options for total package increases (including salary and benefits) were considered. The Committee requested detailed information of their recommendation be provided to all BOE members at the February 9 regular meeting in executive session.

The Committee recommended the Board of Education’s approval of technology purchases for Document Cameras, Box Lights, Mini Macs, and Server Switches in the amount of \$158,762.

The meeting adjourned at 6:23 p.m. The next meeting is not scheduled at this time.

High School Department Chairs



Bennington School Board
Spotlight Report - February 9, 2026



New to BHS for 2025-2026

Preparation, Spring 2025:

- Proposal #14 - January BOE Approval
- Ensure curriculum alignment
- Shared staff leadership
- Core Content / 5+ teachers in a department
- Combine district initiatives with classroom view



Qualifications

- **Targeted “Teacher Leaders”** with teaching experience and knowledge of district curriculum, state standards, assessments, and department resources. Most were nominated by department colleagues.
- **Additional Qualities:** The ability to have sensitive conversations, build consensus, problem solve with colleagues, provide an organizational framework, and provided effective communication.

2025-2026 Department Chairs

English	Bethany Stacy
Math	Connie Burgers
Science	Mike Spoehr
Social Studies	Jason Lura
Special Education	Leslie Fortin & Kady Huston

Responsibility - Highlights

- **Assist the building administration** with the development, monitoring, communication, implementation, and evaluation of approved classroom curriculum.
- Serve as the **primary point of contact** for the department with the district curriculum & instruction office.
- **Facilitate** department meetings and PLC goals, data, and communication.
- **Maintain department resource inventory** – textbook, licenses, supplies, and budget during the year.
- **Provide direction and oversight** to the department regarding common & consistent assessment(s), curriculum & pacing (evaluation & updates), grading practices, instructional design, curriculum guide, and information listed in the course syllabus.
- **Assist with** interviews, preparation for substitute teachers, development of the department (master) schedule, and coordination with special education department services.

2025 Summer Meeting

- Outlined Goals for the Year
 - Consistent & proactive communication
 - IEP accommodations & meeting attendance
 - Department budgeting & Resource Management
 - Content assignments and Master Schedule Review
 - Common Semester Assessments & Finals Schedule Coordination

Fall 2025 Items of Note

- IEP Meeting & Student Reviews - August
- Develop of the SPED Testing Schedule - September
- Co-teaching Sections & Supports - Semester
- Weighted Grades analysis & review
- Semester Testing Schedule
- Curriculum Guide Development & Revisions

Spring Tasks to Complete

- Fall Semester Grade Distribution (Weighted v. Total Points)
- Math Textbook Adoption
- Hiring of 2026-27 Staff
- May 1 - Curriculum Day
- 2026-27 Master Schedule Development
- ACT Preparation & Content Development

Future or Next Steps

- May 1 - Curriculum Day
- Co-teaching sections & assignments for 2026-27
- Department content assignments & needs for 3 years
- Collaborative revisions for teacher supports, curriculum adoption, common assessments, school improvement (external visitation) and strategic planning.



Thank you for having us!



MEMORANDUM

To: Dr. Aaron Plas
From: Julia Plucker
Date: February 6, 2026
Re: Nebraska Legislature – Session Update

What to Know This Session

The Nebraska Unicameral convened for the second session of the 109th Legislature on Wednesday, January 7, 2026. This session is a short session, consisting of 60 legislative days, and is scheduled to end on April 17, 2026. A reminder that senator committee assignments remain the same in the short session, and carryover bills on the floor and in committee remain active, although the focus is on the \$471 million budget shortfall that legislators must undertake and new legislative measures that were introduced during the first ten days of the session. Approximately 550 legislative measures were introduced during this short session and public hearings are underway.

Important Dates for the Session

The Speaker announced key dates for the legislative session:

February 17, Prior to Adjournment

- Last day to submit a letter to the Speaker requesting the designation of a bill as a 2026 speaker priority bill

February 19, Prior to Adjournment

- Deadline for designation of committee and senator priority bills (please note that priority bills are already being designated by senators on an ongoing basis)

February 20, Prior to Adjournment

- Speaker will announce 2026 speaker priority bills

February 27

- Date to complete public hearings on introduced bills

March 3

- Full Day floor debate begins

Priority bills will be the focus of the session, which will be solidified by February 19, 2026. A reminder that each senator gets one priority bill, each committee can designate two priority bills,

and the Speaker is allotted 25 priority bills.

Bills of Interest

Bills of interest are being attached, along with AI summaries of all the legislation. The Education Committee has been busy conducting public hearings on bills on Monday and Tuesday afternoons. A sampling of bills have been heard in committee thus far:

- LB 1050 (Murman) Amend the Nebraska Reading Improvement Act to limit advancement to grade four
This bill amends the Nebraska Reading Improvement Act to require school districts to administer approved reading assessments for students in kindergarten through grade three, identify and intervene with students who have reading deficiencies, and limit promotion to grade four for students with persistent reading deficiencies beginning in the 2027-28 school year, with specified exemptions. The bill discusses individualized reading improvement plans, and establishes requirements for supplemental and intensive reading intervention programs, including summer and after-school options. It also directs the development of a professional learning system for teachers on evidence-based reading instruction, provides for regional coaching support, and appropriates funding for these initiatives.
- LB 1053 (Education Committee) Eliminate the prohibition regarding suspending a student that is in prekindergarten through second grade
The bill proposes to eliminate the prohibition on suspending students in pre-kindergarten through second grade, amends procedures and grounds for student suspension and expulsion
- LB 1038 (Hughes) Change provisions relating to school funding and property taxes

The bill proposes significant changes to education funding and property tax policy:

- Reallocates \$1.2 billion from property tax credit fund and \$110 million from the Education Future Fund to TEEOSA.
- The funds would go directly to school districts to provide property tax relief.
- Lowers the minimum school levy from \$1.05 per \$100 dollar of valuation rate to \$.50.
- Cuts the local effort rate from \$1.00 to \$.45 per \$100 dollars of valuation.

Bills of Interest - Floor Activity

One bill of note on the floor of the legislature is LB 653, a carryover bill introduced by Sen. Murman dealing with option enrollment, that also includes a provision regarding suspension of PreK-2nd grade students. The original bill contained many more changes to the option enrollment program; however, the original bill was pared down significantly and the amendment replaced the bill. The bill was advanced to Select File, with the following provisions:

- An option school is required to automatically accept siblings of currently enrolled students regardless of capacity.

- Adds language stating that a preK-second grade student may be suspended if the student engages in violent behavior capable of causing physical harm to another student or school employee.
- Schools would be required to provide parents written notice when a child is suspended outlining (1) the actions made by the school to try to discontinue or alleviate the behavior of the student prior to considering suspension; (2) resources the school is able to provide or recommend to assist the student, and (3) how the school plans to handle such behavior in the future, including an actionable plan aimed at maximizing strategies to keep the student in school.

2027 - BENNINGTON PUBLIC SCHOOLS - 2028

AUGUST 2027				
M	T	W	Th	F
2	3	4	5	6
9	10	11	12	13
16	17	18	19	20
23	24	25	26	27
30	31			

SEPTEMBER 2027				
M	T	W	Th	F
		1	2	3
6	7	8	9	10
13	14	15	16	17
20	21	22	23	24
27	28	29	30	

OCTOBER 2027				
M	T	W	Th	F
				1
4	5	6	7	8
11	12	13	14	15
18	19	20	21	22
25	26	27	28	29

NOVEMBER 2027				
M	T	W	Th	F
1	2	3	4	5
8	9	10	11	12
15	16	17	18	19
22	23	24	25	26
29	30			

DECEMBER 2027				
M	T	W	Th	F
		1	2	3
6	7	8	9	10
13	14	15	16	17
20	21	22	23	24
27	28	29	30	31

August 2027
 9-11.....Staff Inservice
 12.....First day of school/Early Staggered Dismissal

September 2027
 6.....Labor Day/No School
 15.....Early Staggered Dismissal/Inservice

October 2027
 1.....Inservice/No School
 6.....Early Staggered Dismissal/Inservice
 11 & 13.....Parent/Teacher Conferences/High School
 12 & 13.....Parent/Teacher Conferences/Elem. & Middle
 13.....End of First Quarter – 43 Days
 14.....Inservice/No School
 15.....No School

November 2027
 10.....Early Staggered Dismissal/Inservice
 24-26.....Thanksgiving Break

December 2027
 8.....Early Staggered Dismissal/Inservice
 22.....End of 1st Semester- 88 days
 Early Staggered Dismissal
 23-31.....Winter Break

January 2028
 3-4.....Winter Break
 5.....Teacher Inservice/No School
 6.....First day of Second Semester
 12.....Early Staggered Dismissal/Inservice
 17.....Martin L. King Day/No School

February 2028
 9.....Early Staggered Dismissal/Inservice
 14 & 16.....Parent/Teacher Conferences/High School
 15 & 16.....Parent/Teacher Conferences/Elem. & Middle
 17.....Staff inservice/No School
 18.....No School
 21.....No School/Presidents Day

March 2028
 1.....Early Staggered Dismissal/Inservice
 10.....End of Third Quarter - 42 Days
 Inservice/No School
 21.....Early Staggered Dismissal/Inservice
 27-31.....No School/ Spring Break

April 2028
 17.....No School
 18.....Early Staggered Dismissal/Inservice
 28.....Inservice/No School

May 2028
 10.....Early Staggered Dismissal/Inservice
 21.....Graduation
 24.....End of Second Semester - 88 Days
 Early Staggered Dismissal
 Teacher Year-End Check-Out Day
 29.....Memorial Day

Conferences	*Snow Day Make-Up Plan will be communicated in August 2027
No School In-Service	
No School	
Early Staggered Dismissal Elem: 11:40 Middle: 11:50 High: 12:00	

JANUARY 2028				
M	T	W	Th	F
3	4	5	6	7
10	11	12	13	14
17	18	19	20	21
24	25	26	27	28
31				

FEBRUARY 2028				
M	T	W	Th	F
	1	2	3	4
7	8	9	10	11
14	15	16	17	18
21	22	23	24	25
28	29			

MARCH 2028				
M	T	W	Th	F
		1	2	3
6	7	8	9	10
13	14	15	16	17
20	21	22	23	24
27	28	29	30	31

APRIL 2028				
M	T	W	Th	F
3	4	5	6	7
10	11	12	13	14
17	18	19	20	21
24	25	26	27	28

MAY 2028				
M	T	W	Th	F
1	2	3	4	5
8	9	10	11	12
15	16	17	18	19
22	23	24	25	26
29	30	31		

CREATED: 1/19/2026

School year August-May - 176 Student Days - 9 Teacher Inservice Days
 1 Contract day for P/T Conferences - 186 Total Contract Days - Summer School June

A. Discuss, Consider, and Take Action on Curriculum and Personnel Proposals


The Curriculum Committee met on January 12th to continue the process of determining which curriculum and personnel proposals to recommend for the 2026–27 school year. This year 50 proposals were submitted for consideration. At previous meetings, the BOE approved five of the 50 proposals while focusing on areas of need as the district transitions to a second high school and special education reimbursements. The Curriculum Committee has continued to review proposals that were highly prioritized by both the Curriculum/Proposal Committee and the Administrative/BOE Committee, including those with offsetting costs. The Curriculum Committee is recommending the following high-ranking proposals for approval:

Proposal Number	Name	Description	Personnel Costs	Curriculum Costs
43	3.0 Special Education Teachers	This proposal adds up to 3.0FTE special education teachers for growth district-wide. These positions are 80% reimbursable through NDE.	\$284,016	\$15,000
50	1.0 Mechanic	BPS has historically assigned a building maintenance employee to handle bus maintenance; however, the growing demands on our transportation fleet necessitate a reevaluation of our current maintenance resources. The district spent an estimated \$134,612 on bus repairs that required an outside mechanic in 2024-2025. This would be potential cost savings with the addition of a full-time mechanic. We believe this additional 1.0 FTE mechanic would cost the district \$25,000.	\$92,800	\$19,922
TOTAL PROPOSED EXPENDITURES			\$376,816	\$34,922
ESTIMATED ACTUAL COST WITH REALLOCATION AND REIMBURSEMENT			\$81,803	\$22,922

The total budgeted costs for these positions is \$411,738, while the actual estimated cost for these positions is \$104,725. This is due to a reallocation of budgetary funds that were previously to be utilized for outside mechanical support, and the 80% reimbursement on special education expenses.

The Curriculum Committee is unanimously recommending the approval of this proposal. The committee will review the remaining 42 proposals and rank them for future additions as funds are released from the Building/Finance Committee.

COMBINED CONTRACT	General Excavating	HD Utilites	Judds Brother Construction Co.	MC Wells Constructing	TAB Construction Company	Thompson Construction, Inc.	Kersten Construction	M.E. Collins Constructing Co., Inc.	Contracting, LLC
BID BOND	Yes	Yes	Yes	Yes	Yes	Yes	No	No	No
Construction Schedule									
LUMP SUM BASE BID:	\$887,839.38	\$727,930.76	\$741,109.00	\$745,766.80	\$792,446.48	\$654,858.85			
ALTERNATES: None									
UNIT PRICES: BID FORM ATTACHMENT No. 1 Included?	Yes	Yes	Yes	Yes	Yes	Yes			
TOTAL:									
PRIME SUBCONTRACTORS:									
Utility Work	General Excavating, L		Judds Bros	Horizontal Boring	Tab Construction	Thompson Construction			
Seeding & SWPPP Work	Commercial Seeding	Commerical Seeding	Commerical Seeding	Green Solutions	Commerical Seeding	Commerical Seeding			

BID TABULATION Bennington Public Schools BPS HS #2 - OPW Sanitary Sewer Military 180 Crossing, Lot 1 and Outlot "A" OPW55037-SSD Northeast Corner of N. 180th Street and Military Road Bennington, Nebraska 68007 DLR Group Project No. 10-22103-13	Thursday, January 22, 2026 at 2:00 PM (CST)	 ARCHITECTURE ENGINEERING PLANNING INTERIORS



DLR Group Inc.
a Nebraska corporation
6457 Frances Street, Suite 200
Omaha, NE 68106

January 30, 2026

Dr. Aaron Plas
Bennington Public Schools
11620 North 156th Street
Bennington, NE 68007
Email: aplas@bennps.org

Re: Bennington Public Schools
BPS HS #2 - OPW Sanitary Sewer (Military 180 Crossing, Lot 1 and Outlot "A" - OPW55037-SSD)
DLR Group Project No.: 10-22103-13

Dear Aaron:

On Thursday, January 22, 2026, the Bennington School District received bids from six (6) general contractors for the OPW Off-Site Sanitary Sewer project (OPW55037-SSD) associated with the new high school project. The apparent low bidder at the completion of the bid opening was Thompson Construction, Inc. with a base bid of \$654,858.85.

There were no Bid Alternates associated with this project.

Thompson Construction, Inc. has indicated that their bid is complete, and they are prepared to sign a contract for their bid amount.

We recommend that Bennington Public Schools award this project to Thompson Construction, Inc. For your files, I have attached a copy of their submitted Bid Form and Bid Bond. We are preparing the AIA Owner / Contractor Agreement and will forward over a draft to you early next week.

Sincerely,
DLR Group

A handwritten signature in blue ink that reads 'Lana Bayless'.

Lana J. Bayless
Principal | Senior Civil Engineering Leader

Encl: Thompson Bid Form and Bid Bond

cc: Curtis Johnson, Jason Limbach, Mike Berg

Subcontractor Recommendation Approval Sheet

Job Name: Bennington Highschool #2

Bid Package #6

Bid Date: October 20, 2025

Scope Number	Scope of work	Recommended Subcontractor	Value	Approval Date	Subcontractor Recommendation Approval (if approved, apply check mark)
1	Earthwork & Finish Grading	Ashland Road Excavating	\$ 1,205,748.00	2/9/2026	
3	Segmental Retaining Walls	Linhart	\$ 12,842.00	2/9/2026	
4	CIP Grandstands	Mackie	\$ 259,749.00	2/9/2026	
5	Tennis Courts	Renner	\$ 335,500.00	2/9/2026	
6	Athletic Fields & Events	Nemaha	\$ 3,099,225.00	2/9/2026	
7	Aluminum Bleacher Seating	CBS	\$ 245,900.00	2/9/2026	
8	Landscaping	Eagle Nursery	\$ 512,900.00	2/9/2026	
9	Irrigation	Hoich	\$ 234,250.00	2/9/2026	
10	Paving Striping, Signage, and Sealants	Kucera	\$ 160,000.00	2/9/2026	
12	Final Cleaning	RTG	\$ 89,022.00	2/9/2026	
19	Finish Carpentry	Lycos	\$ 254,745.00	2/9/2026	
20	Casework & Millwork	Designer Craft Woodworking	\$ 453,718.00	2/9/2026	
22	Countertops	Designer Craft Woodworking	\$ 253,694.00	2/9/2026	
25	Fiber Cement Siding	10 Men Roofing	\$ 171,195.00	2/9/2026	
28	Spray Applied Fireproofing	Nettles	\$ 195,000.00	2/9/2026	
29	Expansion Control & Joint Sealants	Kucera	\$ 706,500.00	2/9/2026	
33	Overhead and Coiling Doors	Acme	\$ 186,649.00	2/9/2026	
33	Overhead and Coiling Doors (Smoke Curtains)	Porter Trustin Carlson	\$ 108,170.00	2/9/2026	
36	Flooring (Excluding Fluid-Applied Flooring)	Kelly's Carpet	\$ 570,208.00	2/9/2026	
36	Flooring (Fluid Applied Flooring only)	H2I	\$ 79,500.00	2/9/2026	
37	Floor & Wall Tile	Kelly's Carpet	\$ 459,005.00	2/9/2026	
38	Wood Flooring	Phillips	\$ 401,600.00	2/9/2026	
39	Sealed, Hardened, & Polished Concrete	Surface Sealers	\$ 171,460.00	2/9/2026	
40	Resinous & Fluid Applied Flooring	Lincoln Epoxy	\$ 117,447.00	2/9/2026	
41	Paint and Wall Coverings	Color Inc.	\$ 811,973.00	2/9/2026	
42	Specialties Supply	EPCO	\$ 415,388.00	2/9/2026	
43	Signage	Latitude Signage + Design	\$ 90,581.00	2/9/2026	
44	Lockers	Storage & Design	\$ 273,380.00	2/9/2026	
45	Theatrical Rigging & Curtains	Theatrical Media	\$ 436,285.00	2/9/2026	
46	Theatrical Lighting	Theatrical Media	\$ 598,651.00	2/9/2026	
47	Gymnasium Equipment	Carroll	\$ 162,700.00	2/9/2026	
47	Scoreboards	Fair Play	\$ 101,938.00	2/9/2026	
50	Audience Seating	Mid-States	\$ 211,700.00	2/9/2026	
51	Bleachers	Mid-States	\$ 390,334.00	2/9/2026	
52	Instrument Storage Cabinets	Carroll	\$ 46,593.00	2/9/2026	
53	Window Treatments	Craftsman	\$ 109,555.00	2/9/2026	
56	Permanent Fencing	Elkhorn	\$ 119,606.00	2/9/2026	
58	Site Furnishings	SiteScapes, Inc.	\$ 15,929.00	2/9/2026	
Hausmann Construction, Inc		_____			
Bennington Public Schools		_____			

Earthwork & Finish Grading

Project: Bennington High School						
Bid Package: #6					Budget	\$ 984,115.00
Bid Date: 11/20/2025					Cost	\$ 1,205,748.00
					Over/Under	\$ 221,633.00
Subcontractor / Supplier	Ashland		Gana			
Base Bid	\$	936,042.00	\$	1,303,300.00		
Acknowledge Documents	Yes		Yes			
BP#6 Drawings	Inc		Inc			
BP#6 Specs	Inc		Inc			
Bid Addendum 001	Inc		Inc			
Bid Addendum 002	Inc		Inc			
Bid Addendum 003	Inc		Inc			
Bid Addendum 004	Inc		Inc			
Acknowledge and meet schedule	Yes		Yes			
Grading to new elevation, cut, fill, compaction, stock piling, and site prep	Inc		Inc			
Grading to +/- 1/10th of a foot	Inc		Inc			
Main building pad prep	Excl		Excl			
Outbuilding pad prep	Inc		Inc			
Remove, haul-off temp structures, rock, etc. from mass grading	Add	\$ 15,000.00	Add	\$ 16,200.00		
Clean out all sediment basins and re-grade	Add	\$ 33,935.00	Inc			
Grading at bio-retention basin	Inc	Excl rock and fabric	Inc	Excl rock and fabric		
Excavate and grade Auditorium pit, plus backfill	Add	\$ 7,250.00	Add	\$ 11,390.00		
Backfill at Grandstand	Add	\$ 59,095.00	Add	\$ 59,095.00		
Backfill foundation	Inc		Add			
Backfill CIP walls and other foundation structures	Inc		Add	\$ 314,069.00		
Backfill double CIP walls	Inc		Add			
Supply & install granular fill	Inc		Add			
Manage and relocate spoils from other trades	Inc		Add	\$ 42,750.00		
Paving prep	Inc		Inc			
Subgrade prep	Inc		Inc			
Backfill all site paving and site structures	Inc		Inc			
Spread topsoil	Inc		Inc			
Note on C2.12	Inc		Inc			
Strip temp seeding areas	Inc		Inc			
Scarify and recompact at paving areas	Add	\$ 49,152.00	Inc			
Scarify and recompact at track and field	Add	\$ 41,625.00	Inc			
Subgrade prep at football field	Inc		Inc			
Tennis court grading, aggregate, survey	Add	\$ 70,649.00	Inc			
Granular fill for sports field pads	Excl		Excl			
Import / Export	Excl		Excl			
Dust control	Inc		Inc			
Erosion control	Inc		Alt			
Surveying	Excl		Excl			
Multiple mobilizations	Inc		Inc			
All equipment	Inc	\$ (7,000.00)	Inc			
Warranties per Spec	Inc		Inc			
All costs are good thru full project duration	Yes		Yes			
Background Checks	Inc		Inc			
Taxes	Excl		Excl			
Bond						
Total Bid	\$	1,205,748.00	\$	1,746,804.00		

Segmental Retaining Walls

Project: Bennington High School						
Bid Package: #6					Budget	\$ 10,092.00
Bid Date: 11/20/2026					Cost	\$ 12,842.00
					Variance	\$ 2,750.00
Subcontractor / Supplier	Linhart		DMS			
Base Bid		\$ 11,558.00		\$ 15,537.00		
Acknowledge Documents	Yes		Yes			
BP#6 Drawings	Inc		Inc			
BP#6 Specs	Inc		Inc			
Addendum 001	Inc		Inc			
Addendum 002	Inc		Inc			
Addendum 003	Inc		Inc			
Addendum 004	Inc		Inc			
Acknowledge and meet schedule			Yes			
Engineering	Inc		Inc			
Anchor Diamond Pro	Inc		Inc			
4" cap	Inc		Inc			
6" Granular Footing Pad	Inc		Inc			
Free Draining Infill	Inc		Inc			
Drainage Zone			Inc			
Drain Tile	Inc		Inc			
Geogrid	Inc		Inc			
Reinforced Backfill	Excl	\$ 1,284.00	Inc			
Backfill Tie-in		Rough grade	Excl			
Excavation	Excl		Excl			
Survey	Excl		Excl			
Sleeve-its	Excl	\$80/EA	Excl	\$85/EA		
Products per Specs	Inc		Inc			
Products by Approved Manuf.	Inc		Inc			
Warranties per Spec	Inc		Inc			
All costs are good thru full project duration	Inc		Inc			
Background Checks	Inc		Inc			
Taxes	Excl		Excl			
Bond						
Total Bid		\$ 12,842.00		\$ 15,537.00		

Grandstands

Project: Bennington High School

Bid Package: #6

Bid Date: 11/20/2025

Budget \$ 301,980.00

Cost \$ 259,749.00

Over/Under \$ (42,231.00)

Subcontractor / Supplier	Mackie		AM Contracting			
Base Bid	\$	259,749.13	\$	285,852.00		
Acknowledge Documents	Yes		Yes			
BP#6 Drawings	Inc		Inc			
BP#6 Specs	Inc		Inc			
Bid Addendum 001	Inc		Inc			
Bid Addendum 002	Inc		Inc			
Bid Addendum 003	Inc		Inc			
Bid Addendum 004	Inc		Inc			
Acknowledge and meet schedule	Yes		Yes			
Grading	Excl		Excl			
Excavations	Inc		Inc			
Footing, stairs, landings, walls	Inc		Inc			
Install rebar	Inc		Inc			
Form, chamfer, pour, finish, etc.	Inc		Inc			
Backfill, including granular fill	Excl		Excl			
Concrete supply	Inc		Inc			
Rebar supply	Excl		Excl			
Washouts	Inc		Inc			
Multiple mobilizations	Inc		Inc			
Warranties per Spec	Inc		Inc			
All costs are good thru full project duration		Good thru 12/31/2026				
Background Checks	Inc		Inc			
Taxes	Excl		Excl			
Bond						
Total Bid	\$	259,749.00	\$	285,852.00		

Tennis Courts

Project: Bennington High School								
Bid Package: #6							Budget	\$ 357,280.00
Bid Date: 11/20/2026							Cost	\$ 335,500.00
							Variance	\$ (21,780.00)
Subcontractor / Supplier	Renner		Nemaha		Mid-America			
Base Bid		\$ 334,000.00		\$ 547,496.00		\$ 576,460.00		
Acknowledge Documents	Yes		Yes		Yes			
BP#6 Drawings	Inc		Inc		Inc			
BP#6 Specs	Inc		Inc		Inc			
Addendum 001	Inc		Inc		Inc			
Addendum 002	Inc		Inc		Inc			
Addendum 003	Inc		Inc		Inc			
Addendum 004	Inc		Inc		Inc			
Acknowledge and meet schedule		10 weeks		8 weeks		10 weeks		
Multiple mobilizations	Inc							
ASBA Certified	Inc		Inc		Inc			
Survey and Layout	Excl	\$ 1,500.00	Inc		Inc			
Subgrade and Drainage								
Subgrade Prep			Inc		Inc			
Final Grade Subgrade			Inc		Inc			
Geotextile Drainage Fabric	Excl		Inc	\$ (86,000.00)	Inc	\$ (86,000.00)		
Aggregate Subgrade			Inc		Inc			
Concrete Slab								
Leveling Course	Inc		Inc		Inc			
Vapor Barrier	Inc		Inc		Inc			
PT Slab	Inc		Inc		Inc			
Delegated Design	Inc		Inc		Inc			
Mow Strip	Inc		Inc		Excl			
Tennis Court								
Surfacing	Inc		Inc		Inc			
Fencing	Inc		Inc		Inc			
Windscreens	Inc		Inc		Inc			
Athletic Equipment	Inc		Inc		Inc			
Joint Sealants at Fence Posts	NA		Inc		Inc			
Products per Specs	Inc		Inc		Inc			
Products by Approved Manuf.	Inc		Inc		Inc			
Warranties per Spec	Inc		Inc		Inc			
All costs are good thru full project duration	Inc		Inc		Inc			
Background Checks	Inc		Inc		Inc			
Taxes	Excl		Excl		Excl			
Bond								
Total Bid		\$ 335,500.00		\$ 461,496.00		\$ 490,460.00		

Athletic Fields and Events

Project: Bennington High School										Budget	\$ 3,345,144.00
Bid Package: #6										Cost	\$ 3,099,225.00
Bid Date: 11/20/2025										Variance	\$ (245,919.00)
Subcontractor / Supplier	Nemaha	Mid-America	Odey's	Sportsturf	Crouch	OMNI	Beynon				
Base Bid	\$ 2,795,962.00	\$ 3,740,550.00	\$ 666,076.00	\$ 1,351,950.00	\$ 416,427.00	\$ 355,680.00	\$ 217,000.00				
			Incomplete Bid	Incomplete Bid	Incomplete Bid	Incomplete Bid	Incomplete Bid				
Acknowledge Documents	Yes	Yes	Yes	Yes		Yes	Yes	Yes	Yes		
BP#6 Drawings	Inc	Inc	Inc	Inc		Inc	Inc	Inc	Inc		
BP#6 Specs	Inc	Inc	Inc	Inc		Inc	Inc	Inc	Inc		
Addendum 001	Inc	Inc	Inc	Inc		Inc	Inc	Inc	Inc		
Addendum 002	Inc	Inc	Inc	Inc		Inc	Inc	Inc	Inc		
Addendum 003	Inc	Inc	Inc	Inc		Inc	Inc	Inc	Inc		
Addendum 004	Inc	Inc	Inc	Inc		Inc	Inc	Inc	Inc		
Acknowledge and meet schedule				45-60 days		Yes	3 days	Yes			
Multiple crews				One		One		No			
Multiple mobilizations		\$ (13,658.00)		One		One		No			
Permits	Inc										
ASBA Certified	Inc	Inc	Inc			NA		Yes			
Survey and Layout	Inc	Inc	Inc			Excl		Excl			
Grading											
Final Grading Subgrade	Inc	Inc				Excl		Excl			
Conformance Surveys Subgrades and Finish Rock	Inc	Inc				Excl		Excl			
Track & D-Zone											
Subdrainage and Aggregate	Inc	Inc	Excl	Excl	Excl	Excl	Inc	Excl	Inc		
Surfacing	Inc	Inc	Excl	Excl	Excl	Excl	Inc	Excl	Inc		
Event Markings and Lines	Inc	Inc	Excl	Excl	Excl	Excl	Inc	Excl	Inc		
Fencing	Excl	Inc	\$ (44,058.00)	Excl	Excl	Excl		Excl	Excl		
Football Field											
Subdrainage and Aggregate	Inc	Inc	Excl	Excl	Excl	Excl	Inc	Excl	Inc		
Synthetic Turf	Inc	Inc	Excl	Inc		Excl	Inc	Excl	Excl		
Sweeper	Inc	Inc	Excl	Add \$ 4,500.00	Inc	Excl		Excl	Excl		
Groomer	Inc	Inc	Excl	Add \$ 6,500.00	Inc	Excl		Excl	Excl		
Goal Posts	Inc	Inc	Excl	Excl		Excl		Excl	Excl		
Soccer Goals	Inc	Inc	Excl	Excl		Excl		Excl	Excl		
Field Events											
Long Jump Pits	Inc	Inc	Excl	Excl	Excl	Excl		Excl	Excl		
Pole Vault Runway and Pad	Inc	Inc	Excl	Excl	Excl	Excl		Excl	Excl		
Discus	Inc	Inc	Excl	Excl	Excl	Excl		Excl	Excl		
Shot Put	Inc	Inc	Excl	Excl	Excl	Excl		Excl	Excl		
Baseball/Softball											
Excavate Warning Track and Infield	Inc	Inc	Inc	Excl	Excl	Excl		Excl	Excl		
Aggregate at Warning Track	Inc	Inc	Inc	Excl	Excl	Excl		Excl	Excl		
Perforated Subdrainage	Inc	Inc	\$154,960/LS	Excl	Excl	Excl		Excl	Excl		
Finish Grade Infield and Outfield	Inc	Inc	Inc	Excl	Excl	Excl		Excl	Excl		
Topsoil Install	Excl	Inc	\$ (2,500.00)	Inc	Excl	Excl		Excl	Excl		
Outfields and Baseball Infield Sod	Excl	Inc	\$ (54,852.00)	Excl	Excl	Excl		Excl	Excl		
90 Maintenance	Excl	Inc	\$ (65,000.00)	Inc	Excl	Excl		Excl	Excl		
Seed Only	Excl	Excl	Inc								
Infield Material	Inc	Inc	Inc	Excl	Excl	Excl		Excl	Excl		
Core 4" and Import Infield Soil	Inc	Inc	Inc	Excl	price	Excl		Excl	Excl		
Clay Home Plate and Batters Boxes	Inc	Inc	Inc	Excl	Excl	Excl		Excl	Excl		
Baseball Pitchers Mound	Inc	Inc	Inc	Excl	Excl	Excl		Excl	Excl		
Poly Field Cover	Excl \$ 4,764.00	Inc	Inc	Excl	Excl	Excl		Excl	Excl		
Softball Pitching Lane	Inc	Inc	Inc	Excl	Excl	Excl		Excl	Excl		
Bultpens	Inc	Inc	Inc	Excl	Excl	Excl		Excl	Excl		
Poly Field Cover	Excl \$ 4,764.00	Inc	Inc	Excl	Excl	Excl		Excl	Excl		
Base Sets	Inc	Inc	Inc	Excl	Excl	Excl		Excl	Excl		
Pitching Rubbers	Inc	Inc	Inc	Excl	Excl	Excl		Excl	Excl		
Home Plates	Inc	Inc	Inc	Excl	Excl	Excl		Excl	Excl		
Poly Field Cover	Excl \$ 4,764.00	Inc	Inc	Excl	Excl	Excl		Excl	Excl		
Fencing w/ Windscreens	Excl	Inc	\$ (155,197.00)	Excl	Excl	Excl		Excl	Excl		
Dugout Slab	Excl \$20,135/LS	Inc	in costs below	Excl	Excl	Excl		Excl	Excl		
Fout Poles	Excl \$ 31,338.00	Inc	Excl	Excl	Excl	Excl		Excl	Excl		
Irrigation	Excl	Inc	\$ (38,141.00)	Inc	\$78,925/LS	Excl		Excl	Excl		
Batting Cages Concrete	Excl \$39,000/LS	Inc	\$ (50,000.00)	Excl	Excl	Excl		Excl	Excl		
Batting Cages	Excl	Inc	Inc	Excl	Excl	Excl		Excl	Excl		
Batting Cages Synthetic Turf	Excl	\$ 120,869.00	Inc	Excl	Add	Excl	\$ 40,650.00	Excl	Excl		
Safety Pads	Excl \$ 34,665.00	Inc	Inc	Excl	Excl	Excl		Excl	Excl		
Backstop Netting	Excl \$ 102,099.00	Inc	Inc	Excl	Excl	Excl		Excl	Excl		
Backstop Concrete	Excl	Excl	Excl	Excl	Excl	Excl		Excl	Excl		
Deposit Required	N/A	N/A	N/A	Yes	Yes	N/A		N/A	N/A		
Material Cost Adjustment	N/A	N/A	N/A	N/A	N/A	N/A		Inc	\$ (2,000.00)		
Products per Specs	Inc	Inc	Inc	Inc	Inc	Inc		Inc	Inc		
Products by Approved Manuf.	Inc	Inc	Inc	Inc	Inc	Inc		Inc	Inc		
Warranties per Spec	Inc	Inc	Inc	Inc	Inc	Inc		Inc	Inc		
Testing and As-Builts	Inc	Inc	Inc	Inc	Inc	Inc		Inc	Inc		
All costs are good thru full project duration	Inc	Inc	Inc	Inc	Inc	Inc		Inc	Inc		
Attic Stock	Inc	Inc	NA	NA	NA	NA		Inc	Inc		
Background Checks	Inc	Inc	Inc	Inc	Inc	Inc		Inc	Inc		
Taxes	Excl	Excl	Excl	Excl	Excl	Excl		Excl	Excl		
Bond											
Total Bid	\$ 3,099,225.00	\$ 3,317,144.00	\$ 666,076.00	\$ 1,403,600.00	\$ 416,427.00	\$ 355,680.00	\$ 215,000.00				

Aluminum Bleachers

Project: Bennington High School					
Bid Package: #6				Budget	\$ 229,800.00
Bid Date: 11/20/2026				Cost	\$ 245,900.00
				Variance	\$ 16,100.00
Subcontractor / Supplier	CBS			Southern Bleacher	
Base Bid	\$	204,700.00	\$	259,890.00	
Acknowledge Documents	Yes		Yes		
BP#6 Drawings	Inc		Inc		
BP#6 Specs	Inc		Inc		
Addendum 001	Inc		Inc		
Addendum 002	Inc		Inc		
Addendum 003	Inc		Inc		
Addendum 004	Inc		Inc		
Acknowledge and meet schedule					
Delivery Durations		14-16 weeks		150-180 days	
Engineering and Shops	Inc	4 weeks		30-45 days	
Provide and Install	Inc	2 weeks		2 weeks	
Grandstands	Inc		Inc		
L-shaped seating	Inc		Inc		
2"x10" seat	Inc		Inc		
4 rows at 45'	Inc		Inc		
1 row at 49'6"	Inc		Inc		
ADA spots	Inc	4/ea	Inc		
Baseball					
Row and Length	Inc	7 rows by 120'	Inc	7 rows by 122'	
10"x24"	Inc		Inc		
Interlock Decking 1 1/2"	Inc		Inc		
T&G 1 3/4" to 2"	Inc			same price	
Access Latch Door	Inc		Inc		
Bleacher Closure Panels	Inc		Inc		
Chain link around sides and back	Inc		Inc		
Clear Anodized	Inc		Inc		
ADA	Inc				
Capacity (400 seats; 6 handicap)		519 seats; 6 handicap		406 seats	
Softball					
Row and Length	Inc	8 rows by 112'	Inc	8 rows by 114'	
10"x24"	Inc		Inc		
Interlock Decking	Inc		Inc		
Access Latch Door	Inc		Inc		
Bleacher Closure Panels	Inc		Inc		
Chain link around sides and back	Inc		Inc		
Clear Anodized	Inc		Inc		
ADA	Inc				
Capacity (416 seats; 6 handicap)		416 seats; 6 handicap		422 seats	
Guardrail, Handrail, Fencing	Excl	R-3/R-4 stairs at grandstands	Excl	R-3/R-4 stairs at grandstands	
Add Closure Panel Around Rear and Sides		\$ 41,200.00	Inc		
Products per Specs	Inc		Inc		
Products by Approved Manuf.	Inc		Inc		
Warranties per Spec	Inc		Inc		
All costs are good thru full project duration	Inc		Inc		
Background Checks	Inc		Inc		
Taxes	Excl		Excl		
Bond					
Total Bid		\$ 245,900.00		\$ 259,890.00	

Landscaping

Project: Bennington High School											Budget	\$ 546,465.00
Bid Package: #6											Cost	\$ 512,900.00
Bid Date: 11/20/2025											Variance	\$ (33,565.00)
Subcontractor / Supplier	Eagle Nursery		Yano's		Jensen		Mulhall's		Lanoha		Panga	
Base Bid		\$ 519,741.00		\$ 594,043.00		\$ 529,287.00		\$ 880,914.00		\$ 605,790.00		\$ 884,629.00
Acknowledge Documents	Yes		Yes		Yes		Yes		Yes			
BP#6 Drawings	Inc		Inc		Inc		Inc		Inc			
BP#6 Specs	Inc		Inc		Inc		Inc		Inc			
Addendum 001	Inc		Inc		Inc		Inc		Inc			
Addendum 002	Inc		Inc		Inc		Inc		Inc			
Addendum 003	Inc		Inc		Inc		Inc		Inc			
Addendum 004	Inc		Inc		Inc		Inc		Inc			
Acknowledge and meet schedule	Yes		Yes		Yes		Yes		Yes			
Multiple crews	Inc		Inc		Inc		Inc		Inc			
Multiple mobilizations	Inc		Inc		Inc		Inc		Inc			
Irrigation	Excl		Excl		Excl		Inc	\$ (258,122.00)	Excl		Excl	
Landscaping												
Trees	Inc		Inc		Inc		Inc		Inc		Inc	
Shrubs	Inc		Inc		Inc		Inc		Inc		Inc	
Perennials and Grasses	Inc		Inc		Inc		Inc		Inc		Inc	
Stormwater Blantings	Inc		Inc		Inc		Inc		Inc		Inc	
Mulch	Inc		Inc		Inc		Inc		Inc		Inc	
Turf Sod	Inc		Inc		Inc		Inc		Inc		Inc	
Turf Seed	Inc		Inc		Inc	\$ (42,376.00)	Inc		Inc		Inc	
Erosion Matting	Inc		Inc		Inc		Inc		Inc		Inc	
Hydromulching	Inc		Inc		Inc		Excl		Inc		Inc	
Native Seed	Inc		Inc		Inc		Inc		Inc		Inc	
Cultivated Edging		\$ (6,841.00)		\$ (19,175.00)	Inc		Inc		Inc			
Topsoil	Excl		Inc	\$ (38,350.00)	Excl		Excl		Excl		Excl	
Fine Grading	Inc		Inc		Inc		Inc		Inc		Inc	
Lime Stone Seating (145LF)	Inc		Inc	\$ (36,656.00)	Inc		Excl	\$ 27,398.00	Inc		Excl	
w/ Setting Bed			Inc		Add	\$ 7,959.00			Inc			
Maintenance (90 Days) Trees	Inc		Inc		Excl	\$ 27,682.00	Inc		Inc		Inc	
Maintenance (90 Days) Seed/Sod	Inc		Inc		Excl		Inc		Inc		Inc	
Baseball/Softball Seeding	Inc		Excl	\$ 13,700.00	Excl	\$ 18,643.00	Excl	\$ 10,512.00	Inc		Excl	
Field Event Seeding	Inc		Inc		Inc		Inc		Inc		Inc	
Adjusted Pricing for Addendums								\$ (105,103.00)				
Products per Specs	Inc		Inc		Inc		Inc		Inc			
Warranties per Spec	Inc		Inc		Inc		Inc		Inc			
All costs are good thru full project duration	Inc		Inc		Inc		Inc		Inc			
Background Checks	Inc		Inc		Inc		Inc		Inc			
Taxes	Excl		Excl		Excl		Excl		Inc	\$ (7,330.00)		
Bond												
Total Bid		\$ 512,900.00		\$ 513,562.00		\$ 541,195.00		\$ 555,599.00		\$ 598,460.00		\$ 884,629.00

Irrigation

Project: Bennington High School														
Bid Package: #6												Budget	\$ 306,449.00	
Bid Date: 11/20/2025												Cost	\$ 234,250.00	
												Variance	\$ (72,199.00)	
Subcontractor / Supplier	Hoich		Quality		Lanoha		Ryan		Mulhall's		Mueller		Millard	
Base Bid	\$	238,000.00	\$	231,005.00	\$	254,100.00	\$	232,404.00	\$	258,122.00	\$	390,537.00	\$	441,230.00
Acknowledge Documents	Yes		Yes		Yes		Yes		Yes		Yes		Yes	
BP#6 Drawings	Inc		Inc		Inc		Inc		Inc		Inc		Inc	
BP#6 Specs	Inc		Inc		Inc		Inc		Inc		Inc		Inc	
Addendum 001	Inc		Inc		Inc		Inc		Inc		Inc		Inc	
Addendum 002	Inc		Inc		Inc		Inc		Inc		Inc		Inc	
Addendum 003	Inc		Inc		Inc		Inc		Inc		Inc		Inc	
Addendum 004	Inc		Inc		Inc		Inc		Inc		Inc		Inc	
Acknowledge and meet schedule	Yes		Yes		Yes		Yes		Yes		Yes		Yes	
Multiple crews	Inc	8-9 guys	Inc	3 crews	Inc	2-4 crews	Inc		Inc	2-3 crews	Inc	3 crews	Inc	1-4 crews
Multiple mobilizations	Inc		Inc	3/EA (Flexible)	Inc		Inc		Inc		Inc		Inc	
Permits	Inc		Inc				Inc		Inc		Inc		Inc	
Site-wide	Inc		Inc		Inc		Inc		Inc		Inc		Inc	
Baseball/Softball	Inc		Inc		Inc		Inc		Inc		Inc		Inc	
Connection to Plumbing	Inc		Inc		Inc		Inc		Inc		Inc		Inc	
Drawings	Inc		Inc		Inc		Inc		Inc		Inc	Site-one	Inc	
2 wire system	Inc		Inc		Inc		Inc		Inc		Inc		Inc	
Pipe	Inc		Inc		Inc		Inc		Inc		Inc		Inc	
Fittings	Inc		Inc		Inc		Inc		Inc		Inc		Inc	
Heads	Inc		Inc		Inc		Inc		Inc		Inc		Inc	
Controllers	Inc		Inc	Hunter	Inc		Inc	Hunter	Inc		Inc		Inc	
Add for Rainbird	N/A		N/A		N/A		Add	\$ 1,611.00	N/A		N/A		N/A	
Booster Pump	Inc		Inc	\$ 13,230.00	Inc		Excl	\$ 47,690.00	Excl	\$ 34,797.00	Inc		Excl	
90 Maintenance	Inc		Inc		Inc		Excl	\$ 1,495.00	Inc		Inc		Inc	
(1) Winterization	Inc		Inc		Inc		Inc		Inc		Inc		Inc	
Sleeving	Inc		Inc		Inc		Inc		Inc		Inc		Inc	
As-builts	Inc		Inc		Inc		Inc		Inc		Inc		Inc	
Products per Specs	Inc		Inc	Controller	Inc		Inc	Controller	Inc		Inc		Inc	
Products by Approved Manuf.	Inc		Inc		Inc		Inc		Inc		Inc		Inc	
Warranties per Spec	Inc		Inc		Inc		Inc		Inc		Inc		Inc	
All costs are good thru full project duration	Inc		Inc		Inc		Inc		Inc		Inc		Inc	
Background Checks	Inc		Inc		Inc		Inc		Inc		Inc		Inc	
Taxes	Inc	\$ (3,750.00)	Excl		Excl		Excl		Excl		Excl		Inc	\$ (8,224.00)
Bond		5%			1.5%		1.5%		2%					
Total Bid		\$ 234,250.00		\$ 244,235.00		\$ 254,100.00		\$ 283,200.00		\$ 292,919.00		\$ 390,537.00		\$ 433,006.00

Striping, Signage, Sealants

Project: Bennington High School					
Bid Package: #6				Budget	\$ 160,935.00
Bid Date: 11/20/2025				Cost	\$ 160,000.00
				Variance	\$ (935.00)
Subcontractor / Supplier		Kucera		Bestco	
Base Bid		\$ 145,000.00		\$ 153,735.00	
Acknowledge Documents	Yes		Yes		
BP#6 Drawings	Inc		Inc		
BP#6 Specs	Inc		Inc		
Addendum 001	Inc		Inc		
Addendum 002	Inc		Inc		
Addendum 003	Inc		Inc		
Addendum 004	Inc		Inc		
Acknowledge and meet schedule	Yes		Yes		
Multiple crews	Inc		Inc		
Multiple mobilizations	Inc		Inc		
Striping				\$33,000/LS	
Layout	Inc		Inc		
Stall Lines	Inc		Inc		
Access Isles	Inc		Inc		
Handicap	Inc		Inc		
Stop Stripes	Inc		Inc		
Fire Lane	Inc		Inc		
Dock/Service Area	Inc		Inc		
Life Skills Drop Off	Inc		Inc		
Drop Off Lane	Inc		Inc		
Parking Lot Sealants				\$83,875/LS	
Backer Rod	Inc		Inc		
Hot Rubber	Inc		Inc		
Sidewalk Joints				\$23,030/LS	
Urethane	Inc		Inc		
Sidewalk to Back of Curb	Inc		Inc		
Sidewalk to Building	Inc		Inc		
Sidewalk Expansion Joints	Inc				
Stoops	Inc		Inc		
Handicap Ramps	Inc		Inc		
Tennis Courts	Inc				
Fence Posts at Track	Inc				
Signage					
Handicap	Inc		Inc	16/EA	24/EA
Traffic	Inc		Inc	10/EA	20/EA
Signs #1-#9	Inc				
Wheel Stops	Inc		Inc	24/EA	24/EA
Revised Pricing				\$ 12,950.00	
Site Phasing allowance for Sealants		\$ 15,000.00		\$ 15,000.00	
Products per Specs	Inc				
Products by Approved Manuf.	Inc				
Warranties per Spec	Inc				
All costs are good thru full project duration	Inc				
Background Checks	Inc				
Taxes	Excl				
Bond					
Total Bid		\$ 160,000.00		\$ 181,685.00	

Final Cleaning

Project: Bennington High School					
Bid Package: #6				Budget	\$ 112,493.00
Bid Date: 11/20/2025				Cost	\$ 89,022.00
				Variance	\$ (23,471.00)
Subcontractor / Supplier	RTG			ABM	
Base Bid	\$	64,283.46	\$	58,050.00	
Acknowledge Documents	Yes		Yes		
BP#6 Drawings	Inc		Inc		
BP#6 Specs	Inc		Inc		
Addendum 001	Inc		Inc		
Addendum 002	Inc		Inc		
Addendum 003	Inc		Inc		
Addendum 004	Inc		Inc		
Acknowledge and meet schedule	Inc		Inc		
Main Building	Inc		Inc		
Outbuildings	Inc		Inc		
Scope 12- Final Cleaning	Inc		Inc		
Touchup Cleaning	Add	\$ 18,915.00	Inc	\$ 38,718.00	
Dust All Surfaces	Inc		Inc		
Remove Stickers	Inc		Inc		
Wipe Down Cabinets(Interior & Exterior), Walls, baseboards, countertops, and horizontal areas	Inc		Inc		
Sweep and mop all hard floors	Inc		Inc		
Vacuum carpet	Inc		Inc		
Exterior Windows Cleaning	Inc		Inc		
Clean Windowsills	Inc		Inc		
Clean Door Frames	Inc		Inc		
Clean Interior Glass/Windows	Inc		Inc		
Clean Tile Surfaces	Inc		Inc		
Clean All Restrooms	Inc		Inc		
Clean Kitchens	Inc		Inc		
Remove Trash & Debris	Inc		Inc		
Final Cleaning	Inc.		Inc.		
Products per Specs	Inc		Inc		
Products by Approved Manuf.	Yes		Yes		
Warranties per Spec	Inc		Inc		
All costs are good thru full project duration	Inc		Yes		
Background Checks	Yes		Yes		
Meet Hausmann insurance requirements	Yes		Inc		
Taxes	Inc	\$5,824.00	Inc	\$ 6,773.76	
Additional Work - T & M - Labor Rate		\$40.00/Hr for 1st 100 hours then \$50.00/Hr		\$32.50/hr(1.5X Overtime)	
Bond	Excl		Excl		
Total Bid		\$ 89,022.00		\$ 103,542.00	

Casework & Millwork

Project: Bennington High School										Budget	\$ 471,745.00
Bid Package: #6										Cost	\$ 459,718.00
Bid Date: 11/20/2025										Variance	\$ (18,027.00)
Subcontractor / Supplier	Designer Craft	Carroll Seating	3K Solutions	Architectural Arts	TMI						
Base Bid	\$ 395,712.00	\$ 442,777.48	\$ 536,200.00	\$ 567,127.00	\$ 797,470.00						
Acknowledge Documents	Yes	Yes	Yes	Yes	Yes	Yes	Yes	Yes	Yes		
BP#6 Drawings	Inc	Inc	Inc	Inc	Inc	Inc	Inc	Inc	Inc		
BP#6 Specs	Inc	Inc	Inc	Inc	Inc	Inc	Inc	Inc	Inc		
Addendum 001	Inc	Inc	Inc	Inc	Inc	Inc	Inc	Inc	Inc		
Addendum 002	Inc	Inc	Inc	Inc	Inc	Inc	Inc	Inc	Inc		
Addendum 003	Inc	Inc	Inc	Inc	Inc	Inc	Inc	Inc	Inc		
Addendum 004	Inc	Inc	Inc	Inc	Inc	Inc	Inc	Inc	Inc		
Acknowledge and meet schedule	Yes	Yes	Yes	Yes	Yes	Yes	Yes	Yes	Yes		
Freight	Add \$ 9,000.00	Inc	Inc	Inc	Inc	Inc	Inc	Inc	Inc		
Main Building	Inc	Inc	Inc	Inc	Inc	Inc	Inc	Inc	Inc		
Outbuildings	Inc	Inc	Inc	Inc	Inc	Inc	Inc	Inc	Inc		
Spec 062023											
Paneling - Rulon (WD-02) w/ metal trim	Add	Add	Excl	Excl	Excl	Excl	Excl	Add	Add		
Trim and accessories	Add \$ 47,580.00	Add \$ 48,377.00	Excl	Excl	Excl	Excl	\$ 48,377.00	Add	Add	\$ 65,333.00	
Complete shop drawings with assembly instructions	Add	Add	Excl	Excl	Excl	Excl	Excl	Add	Add		
Installation	Excl	Excl	Excl	Excl	Excl	Excl	Excl	Excl	Excl		
Spec 064023		Add \$ 89,147.60									
Desk assemblies	Inc	Diewall assembly	Inc	Diewall assembly	Inc	Diewall assembly	Inc	Diewall assembly	Inc	Diewall assembly	
WD-01	Inc	Add									
Fabric-covered back surfaces	Inc	Add		Bidder will check	Inc		Inc		Inc		
Bench fabrications	Inc	Add	Separate pieces	Inc	Inc		Inc		Inc		
Construction of Bench	Inc	Prefab'd offsite	Add	Will check for full prefab	Inc		Inc		Inc	Prefab'd offsite	
Upholstery	Inc	Includes installation	Add		Inc	Bidder will check	Inc		Inc		
Display Cases (DC-01) Mixed build	Add	Tack, PLAM, Brackets, Standards	Add	Tack panel, shelves, hardware.	Inc	Tack, PLAM, glass, shelves	Inc	Tackboard and PLAM	Add	\$ 827.00	
Decorative display shelving (Rakks)	Inc	Rakks	Add	School Store and Art Rm	Partial	At A106, check A139	Inc	Rakks	Add		
Decorative display shelving (Rakks) - metal mesh	Inc	McNichols	Add	School Store	Excl	Bidder to send pricing	Inc		Add	Includes metal mesh back panel	
Installation	Excl		Excl		Excl		Excl		Excl		
Spec 101200			Add	Claridge					Add	Full assembly including light fixture	
Display Cases (DC-02) Prefab.	Inc	\$ (11,110.00)			Excl						
Spec 118123											
Library Stack System	Add \$ 10,036.00	Add \$ 10,850.00	Excl		Excl			Excl	Excl		
Manufacturer	Add	Designer Craft	Add	Case Systems (not approved)							
Spec 123216											
PLAM Casework	Inc		Inc	Case Systems (approved)	Inc		Inc	Stevens (approved)	Inc	TMI Systems, material only	
PLAM Countertops	Inc		Inc		Inc		Inc		Inc		
Hardware and Accessories	Inc		Inc		Inc		Inc		Inc		
PLAM shelving	Inc		Inc		Inc		Inc		Inc		
PLAM color options	Inc	Per Finish Schedule	Inc	Includes premium colors	Inc		Inc		Inc	Based on A12.0 Finish Schedule	
Music instrument storage units	Alt		Alt	See Alternate	Excl		Inc	Stevens	Inc	TMI	
Art room spray booth (not required)	Excl		Excl		Excl		Excl		Excl		
Lab Countertops, Sinks and Accessories (epoxy resin)	Inc		Inc	Durcon	Excl		Inc		Inc	Durcon manuf.	
Countertops, Service Canopy, Splash	Excl		Inc		Excl		Inc		Inc		
Sinks	Excl	See Countertop bid	Inc	\$ (107,861.76)	Excl		Inc	See Countertop pricing, Check if install is included.	Inc	\$ (111,650.00)	
Mechanical Service Fittings	Excl		Inc		Excl		Inc		Inc		
Wall-mounted coat rack system	Inc	Included @ E117 Foods Lab	Inc		Excl		Inc		Inc		
Safety Shower at Science Rms	Excl		Excl		Excl		Inc		Inc	\$ (7,371.00)	
Rod and Bar Assembly (not required)	Inc		Excl		Excl		Excl		Excl		
Goggle Cabinet (not required)	Excl		Excl		Excl		Excl		Inc	\$ (6,510.00)	
Pegboards (not required)	Excl		Excl		Excl		Excl		Excl		
Countertop supports	Inc		Inc		Inc		Inc		Inc		
Metal mesh at A106	Inc		Inc		Excl		Inc		Excl	\$ 8,949.00	
Stage Edge Trim (by Others)	Excl		Excl		Excl	Bidder will check	Inc	Send breakout pricing	Inc		
Display Rail (by Others)	Excl		Excl		Excl		Inc		Excl		
PLAM panels at Stair #3	Inc	MDF w/ PLAM only, no metals	Add \$ 16,000.00	Excl	Excl	Bidder to send pricing	Inc	Loose sheets, MDF w/ PLAM only	Excl		
SS-U-Channel for Stair #3 Infill	Excl	\$ 2,500.00	Excl \$ 2,500.00	Excl	Excl	\$ 2,500.00	Excl	\$ 2,500.00	Excl	\$ 2,500.00	
PLAM at Food Service (Kitchen)	Excl		Excl		Excl		Excl		Excl		
Lockers	Excl		Excl		Excl		Excl		Excl		
Sealants	Partial	At their countertops									
Field measurements and templating	Inc		Inc		Inc		Inc		Inc		
Unloading on site	Excl		Excl		Excl		Excl		Excl		
Moving materials to final location on site	Partial		Excl		Excl		Excl		Excl		
Products per Specs	Yes	Design and performance per CD	Inc		Inc		Inc		Inc		
Products by Approved Manuf.	Inc	Substitution (DCW)	Inc		Inc		Inc		Inc		
Warranties per Spec	Inc		Inc		Inc		Inc		Inc		
All costs are good thru full project duration	Yes	Confirmed for 2027 delivery	Inc	Bidder will check	Inc	Bidder will check	Inc		Yes	Confirmed for 2027 delivery	
Background Checks	Inc		Inc		Inc		Inc		Inc		
Meet Hausmann insurance requirements	Inc		Inc		Inc		Inc		Inc		
Taxes	Excl		Excl		Excl		Excl		Excl	\$ (70,521.00)	
Display Case Alternate (DC-01, 02 and Rakks)	N/A		N/A		N/A		N/A		Alt	\$ 62,635.00	
Solid surface included at desks	N/A		N/A		N/A		N/A		Inc	\$ (27,537.00)	
Bond											
Total Bid	\$ 453,718.00	\$ 501,790.32	\$ 538,700.00	\$ 618,004.00	\$ 714,125.00						

Countertops

Project: Bennington High School															Budget	
Bid Package: #6															Cost	
Bid Date: 11/20/2025															Variance	
															\$ 132,345.00	
															\$ 253,694.00	
															\$ 121,349.00	
Subcontractor / Supplier	Designer Craft		Lincoln Lamination		Architectural Arts		Martin's Countertops		Carroll Seating		Lycos		TMI		CKF	
Base Bid			INCOMPLETE BID		INCOMPLETE BID		INCOMPLETE BID		INCOMPLETE BID		INCOMPLETE BID		INCOMPLETE BID		INCOMPLETE BID	
Acknowledge Documents	Yes		Yes		Yes		Yes		Yes		Yes		Yes		Yes	
BP#6 Drawings	Inc		Inc		Inc		Inc		Inc		Inc		Inc		Inc	
BP#6 Specs	Inc		Inc		Inc		Inc		Inc		Inc		Inc		Inc	
Addendum 001	Inc		Inc		Inc		Inc		Inc		Inc		Inc		Inc	
Addendum 002	Inc		Inc		Inc		Inc		Inc		Inc		Inc		Inc	
Addendum 003	Inc		Inc		Inc		Inc		Inc		Inc		Inc		Inc	
Addendum 004	Inc		Inc		Inc		Inc		Inc		Inc		Inc		Inc	
Acknowledge and meet schedule	Yes		Yes		Yes		Yes		Yes		Yes		Yes		Yes	
Multiple mobilizations/deliveries	Inc		Inc		Inc		Inc		Inc		Inc		Inc		Inc	
Main Building	Inc		Inc		Inc		Inc		Inc		Inc		Inc		Inc	
Outbuildings	Inc		Inc		Inc		Inc		Inc		Inc		Inc		Inc	
Metal Countertop Supply	Inc	\$ 34,458.00	Excl		Inc	With casework	Excl		Inc	\$ 19,913.29	Excl		Inc	\$ 37,645.00	Excl	
PLAM Countertop Supply	Inc	with Casework	Excl		Inc	with Casework	Excl		Inc	with Casework	Excl		Inc	with Casework	Excl	
Solid Surface Countertop Supply (SSM-01, 02, 03)	Inc	\$ 107,586.00	Inc	\$ 122,453.00	Inc	\$ 99,797.00	Inc	\$ 114,097.00	Excl		Inc	\$ 110,505.00	Inc	\$ 142,422.00	Inc	\$ 135,631.00
Epoxy Resin Countertop Supply	Inc	\$ 111,650.00	Excl		Inc	\$ 80,629.00	Excl		Inc	\$ 107,861.76	Excl		Excl		Excl	
Field measurements	Inc		Inc		Inc		Inc		Inc		Inc		Inc		Inc	
Support Brackets	Inc		Excl		Partial		Excl		Partial		Excl		Excl		Excl	
Unloading	Inc		Inc		Excl		Inc		Excl		Inc		Excl		Inc	
Installation	Inc		Inc	SSM only.	Excl		Inc	SSM only.	Excl		Inc		Excl		Inc	
Plywood Sub-top	Inc		Add	\$ 4,631.00			Excl		Bidder will check		Inc		Excl		Excl	
Grommets - drill, supply, install	Inc		Excl		Inc		Excl	Drill only	Inc		Partial	No supply of grommet			Excl	
Products per Spec and by Approved Manuf.		DCW	Yes						Inc				Corian (approved)		Yes	
Warranties per Spec	Inc		Inc		Inc		Inc		Inc		Inc		Inc		Inc	
All costs are good thru full project duration	Inc				Yes			No confirmed	Bidder will check					Add	\$ 18,380.00	
Background Checks	Inc		Inc		Inc		Inc		Inc		Inc		Inc		Inc	
Meet Hausmann insurance requirements	Inc		Inc		Inc		Inc		Inc		Inc		Inc		Inc	
Taxes	Excl		Excl		Excl		Excl		Excl		Excl		Excl		Excl	
Bond																
Total Bid		\$ 253,694.00		\$ 127,084.00		\$ 180,426.00		\$ 114,097.00		\$ 127,775.05		\$ 110,505.00		\$ 180,067.00		\$ 154,011.00

Fiber Cement Siding

Project: Bennington High School					
Bid Package: #6				Budget	\$ 44,240.00
Bid Date: 11/20/2025				Cost	\$ 171,195.00
				Variance	\$ 126,955.00
Subcontractor / Supplier	10 Men		Lynch		
Base Bid	\$	174,987.00	\$	169,000.00	
			INCOMPLETE BID		
Acknowledge Documents	Yes				
BP#6 Drawings	Inc				
BP#6 Specs	Inc				
Addendum 001	Inc				
Addendum 002	Inc				
Addendum 003	Inc				
Addendum 004	Inc				
Acknowledge and meet schedule	yes				
Multiple crews		1 crew for outbuildings			
Multiple mobilizations	Inc				
Main Building	Excl		Excl		
Outbuildings	Inc		Inc		
Site-wide	Excl		Excl		
Siding	Inc		Inc		
Soffits and fascia	Inc		Inc		
Brackets, girts, fasteners, etc.	Inc		Inc		
CMH System (Z-girts and insulation)	Inc		Excl		
Insulation	Inc		Excl		
Underlayments	Excl		Excl		
Sealants	Inc				
Building Wrap	Excl	\$ 4,038.00	Excl		
1x4 Furring Strips	Inc				
Fiber Cement Fascia	Inc		Inc		
Shop Drawings	Inc				
Products per Specs	Inc				
Products by Approved Manuf.	Inc				
Warranties per Spec	Inc				
All costs are good thru full project duration	Inc				
Background Checks	Inc				
Meet Hausmann insurance requirements	Inc				
Taxes	Excl				
Material Deducts		\$ (7,830.00)			
Bond					
Total Bid	\$	171,195.00	\$	169,000.00	

Spray Applied Fireproofing

Project: Bennington High School				
Bid Package: #6			Budget	
			\$	76,479.00
Bid Date: 11/20/2026			Cost	
			\$	195,000.00
			Variance	
			\$	118,521.00
Subcontractor / Supplier	Nettles		Kucera	
Base Bid	\$	37,200.00	\$	237,733.00
Acknowledge Documents	Yes		Yes	
BP#6 Drawings	Inc		Inc	
BP#6 Specs	Inc		Inc	
Bid Addendum 001	Inc		Inc	
Bid Addendum 002	Inc		Inc	
Bid Addendum 003	Inc		Inc	
Bid Addendum 004	Inc		Inc	
Acknowledge and meet schedule	Yes	7d duration	Yes	
Multiple Mobilizations	Inc	(3) included	Inc	
Main Building	Inc		Inc	
Outbuildings	N/A		N/A	
All spray fireproofing	Inc		Inc	
Confirmed coverage limits	Add	\$ 157,800.00	Inc	
Temporary protection of adjacent surfaces and devices	Inc		Inc	
Clean overspray and debris	Inc		Inc	
Any required accessories	Inc		Inc	
Mesh at joist webbing	Inc		Inc	
Surface prep	Inc		Inc	
Products per Specs	Inc		Inc	
Products by Approved Manuf.	Inc		Inc	
Warranties per Spec	Inc		Inc	
All costs are good thru full project duration	Yes	Confirmed	Yes	
Meet Hausmann insurance requirements	Inc		Inc	
Background Checks	Inc		Inc	
Taxes				
Bond				
Total Bid		\$ 195,000.00		\$ 237,733.00

Expansion Control & Joint Sealants

Project: Bennington High School					
Bid Package: #6				Budget	\$ 630,500.00
Bid Date: 11/20/2025				Cost	\$ 706,500.00
				Variance	\$ 76,000.00
Subcontractor / Supplier	Kucera		Stutzman		
Base Bid	\$	709,000.00	\$	715,000.00	
Acknowledge Documents	Yes		Yes		
BP#6 Drawings	Inc		Inc		
BP#6 Specs	Inc		Inc		
Addendum 001	Inc		Inc		
Addendum 002	Inc		Inc		
Addendum 003	Inc		Inc		
Addendum 004	Inc		Inc		
Acknowledge and meet schedule	Inc		Inc		
Main Building	Inc		Inc		
Outbuildings	N/A		N/A		
Spec 07 92 00 - Joint Sealants	Inc		Inc		
Interior & Exterior Precast Structure Joints	Inc		Inc		
Interior & Exterior Masonry Control & Expansion Joints	Inc		Inc		
Interior & Exterior concrete joint sealants	Inc		Inc		
Isolation Joints in CIP slabs(Slab-on-grade & Elevated Slabs)	Inc		Inc		
Joints in Metal Wall Panels	Inc		Inc		
Fiber Cement Joints	Inc		Inc		
Construction Joints in all CIP Walls	Inc		Inc		
Perimeter Joints at Doors, Windows, Louvers, Curtain walls	Inc		Inc		
Control and Expansion Joints in exterior walls exposed on Interior	Inc		Inc		
Furnish, maintain, and removal of temporary work	Inc		Inc		
All Hoisting, Handing, Sorting, Loading, and Laydown	Inc		Inc		
Spec 07 92 19 - Acoustical Joint Sealants	Ded	\$ (2,500.00)			
Acoustic Sealants for All Exposed and Concealed Joints	Inc		Excl		
Unloading, handling, sorting	Inc		Excl		
Installation	Inc		Excl		
Spec 07 91 00 - Preformed Joint Sealants					
Interior & Exterior Floors expansion joint assemblies	Inc		Inc		
Interior & Exterior Walls expansion joint assemblies	Inc		Inc		
Interior & Exterior Ceiling expansion joint assemblies	Inc		Inc		
Installation of all preformed joint sealants	Inc		Inc		
All Hoisting, Handing, Sorting, Loading, and Laydown	Inc		Inc		
Furnish, maintain, and removal of temporary work	Inc		Inc		
Spec 07 95 13.13 - Interior Expansion Joint Cover Assemblies	Inc				
Interior Floors expansion joint cover assemblies	Inc		Excl		
Interior Walls expansion joint cover assemblies	Inc		Excl		
Interior Ceiling expansion joint cover assemblies	Inc		Excl		
Installation of All Interior Expansion Joint Cover Assemblies	Inc		Excl		
Unloading, handling, sorting	Inc		Excl		
Furnish, maintain, and removal of temporary work	Inc		Excl		
Products per Specs	Inc		Inc		
Products by Approved Manuf.	Yes		Yes		
Warranties per Spec	Yes		Yes		
All costs are good thru full project duration	Yes		Yes		
Background Checks	Yes		Yes		
Meet Hausmann insurance requirements	Yes		Yes		
Taxes	Excl		Excl		
Bond	Excl		Excl		
Total Bid		\$ 706,500.00		\$ 715,000.00	

Overhead & Coiling Doors

Project: Bennington High School										Budget \$ 128,138.00	
Bid Package: #6										Cost \$ 294,819.00	
Bid Date: 11/20/2025										Variance \$ 166,681.00	
Subcontractor / Supplier	Acme			PTC		DH Pace		SGH		AAA	
Base Bid	\$	198,218.00	\$	195,850.00	\$	181,246.00	\$	228,800.00	\$	74,290.00	
										Incomplete Bid	
Acknowledge Documents	Yes		Yes		Yes		Yes		Excl		
BP#6 Drawings	Inc		Inc		Inc		Inc		Excl		
BP#6 Specs	Inc		Inc		Inc		Inc		Excl		
Addendum 001	Inc		Inc		Inc		Inc		Excl		
Addendum 002	Inc		Inc		Inc		Inc		Excl		
Addendum 003	Inc		Inc		Inc		Inc		Excl		
Addendum 004	Inc		Inc		Inc		Inc		Excl		
Acknowledge and meet schedule	Yes		Yes		Yes						
Multiple mobilizations	Inc		Inc								
Main Building	Inc		Inc		Inc						
Outbuildings	Inc		Inc		Add	\$ 45,363.00					
Spec 083313 Coiling Counter Doors	Inc		Inc		Inc		Excl				
Manuf.	Inc	CornellCookson (approved)	Inc	CornellCookson (approved)	Inc	Raynar (not approved)	Excl				
Spec 083323 Overhead Coiling Doors	Inc		Inc		Inc		Excl				
Manuf.	Inc	CornellCookson (approved)	Inc	CornellCookson (approved)	Inc	Raynar (not approved)	Excl				
Spec 083343 Overhead Coiling Smoke Curtains	Excl		ALT	\$ 108,170.00	Excl		Inc				
Manuf.	Excl		ALT	DSI (approved)	Excl		Inc	Smoke Guard (approved)			
Spec 083613 Sectional Doors	Inc		Inc		Inc		Excl				
Manuf.	Inc	Clopay (approved)	Inc	Clopay (approved)	Inc	Raynar (approved)	Excl				
Fire/Smoke ratings per spec	Inc		Inc		Inc						
STC ratings per spec	Inc	STC 22, not 34 per spec	Inc	STC 27, not 34 per spec	Inc						
Motors and controls	Inc		Inc		Inc						
Locking devices	Inc		Inc		Inc						
Vision Lites (where shown)	Inc		Inc		Inc						
Batteries (where required)	Inc		Inc		Inc						
Dock Bumpers	Inc		Excl		Excl						
Steel tube rails	Excl		Excl								
Field measurements	Inc		Inc		Inc						
Lead-Times		8 wks		6-7 wk coiling, 18-20 wk							
Install	Inc		Inc		Inc						
Products per Specs	Inc										
Products by Approved Manuf.	Inc										
Warranties per Spec	Inc		Inc		Inc						
Cost escalation		\$ 5,000.00	N/A		N/A		N/A				
All costs are good thru full project duration		Good thru 12/31/2027		Good thru 4/17/2026	Yes	Confirmed					
Background Checks	Inc		Inc		Inc						
Meet Hausmann insurance requirements	Inc		Inc								
Taxes	Excl		Excl		Excl		Excl				
Alternate #4	Inc	\$ (16,569.00)	ALT		Excl		Excl				
Bond											
Coiling / Sectional Doors Total Bid		\$ 186,649.00				\$ 226,609.00			\$ 74,290.00		
Smoke Curtains Total Bid				\$ 108,170.00				\$ 228,800.00			

Flooring

Project: Bennington High School						
Bid Package: #6				Budget	\$ 635,180.00	
Bid Date: 11/20/2026				Cost	\$ 649,708.00	
				Variance	\$ 14,528.00	
Subcontractor / Supplier	Base Bid	H2I	Kelly's Carpet	Midwest Flooring		
		\$ 193,950.00	\$ 658,405.00	\$ 614,170.00		
Acknowledge Documents	Yes		Yes	Yes		
BP#6 Drawings	Inc		Inc	Inc		
BP#6 Specs	Inc		Inc	Inc		
Addendum 001	Inc		Inc	Inc		
Addendum 002	Inc		Inc	Inc		
Addendum 003	Inc		Inc	Inc		
Addendum 004	Inc		Inc	Inc		
Acknowledge and meet schedule	Yes		Yes	Yes		
Multiple crews	Yes		Yes	Yes		
Multiple mobilizations	Yes		Yes	Yes		
09 6513 - Resilient Base and Accessories						
RB-01 & RB-02	Excl		Inc	Inc		
Rubber Molding Accessories - RMA-01 thru RMA-14	Excl		Inc	Inc		
09 6519 - Resilient Tile Flooring						
Luxury Vinyl Floor Tile - LVT-01 & LVT-02	Excl		Inc	Inc		
Metal Edge Stair Nosing - MTA-06	Excl		Inc	Inc		
Floor Prep Included?	Excl		Yes	Yes		
Is Alkalinity/Adhesion moisture testing included?	Excl		Yes	Yes		
09 6536 - Static-Control Resilient Flooring						
Conductive Resilient Floor Coverings - SCT-01	Excl		Inc	Inc		
Static control adhesive required for installation, is this included?	Excl		Yes	Yes		
Grounding strips required, is this included?	Excl		Yes	Yes		
Maintenance Floor Tiles are required, is this included?	Excl		Yes	Yes		
Provide a manufacturer approved floor polish	Excl		Inc	Yes		
Seamless installation required, heat welded or chemically bonded seams?	Excl		Inc	Yes		
Testing and inspection required	Excl		Excl	Provided by Elec	Provided by Elec	
Floor prep included?	Excl		Inc	Inc		
09 6566 - Resilient Athletic Flooring						
Rubber Sheet Flooring - RAF-01	Inc	-\$114,450.00	Inc	Inc	\$ 81,940.00	
Sheet Vinyl Flooring - RAF-02						
Is Alkalinity/Adhesion moisture testing included?	Inc		Inc	Inc		
Is RH testing included?	Inc		Inc	Inc		
Protection of flooring after installation included?	Inc		Inc	Inc		
09 6766 - Fluid-Applied Athletic Flooring						
Flooring Applied Over Base Mats - FAF-01	Inc	\$ 79,500.00	Excl	Excl		
Game-Lines and marker paint included?	Inc		Excl	Excl		
Metal Edge/Transition Strips included?	Inc		Excl	Excl		
Is Alkalinity/Adhesion moisture testing included?	Inc		Excl	Excl		
Is RH testing included?	Inc		Excl	Excl		
Temporary Protection included?	Inc		Excl	Excl		
Floor prep included?	Inc		Excl	Excl		
09 6813 - Tile Carpeting						
Carpet Tile - CPT-01; 02; 03; 05 thru CPT-07	Excl		Inc	Inc		
Outdoor rated adhesive is required for CPT-07 located at the outbuildings	Excl		Inc	Inc		
Metal Edge/Transition Strips included?	Excl		Inc	Inc		
Is Alkalinity/Adhesion moisture testing included?	Excl		Inc	Inc		
Is RH testing included?	Excl		Inc	Inc		
Protection of flooring after installation included?	Excl		Inc	Inc		
09 6816 - Sheet Carpeting						
Sheet Carpet - CPT-04	Excl		Inc	Inc		
Products per Specs	Yes		Yes	Yes		
Products by Approved Manuf.	Yes		Yes	Yes		
Warranties per Spec	Yes		Yes	Yes		
Attic Stock per Spec	Yes		Yes	Yes		
All costs are good thru full project duration	Yes		Yes	Yes		
Background Checks	Yes		Yes	Yes		
Taxes	Excl		Excl	Excl		
Combined Scope Discount	No	\$ -	Yes	\$ (88,297.25)	No	\$ -
Alt #6 - Commons Bench	Excl	\$ -	\$ 100.00	\$ 200.00		
Bond						
Total Bid - Flooring Excl. Fluid Applied Flooring (FAF-01)			\$ 570,208.00	\$ 614,370.00		
Total Bid - Fluid Applied Flooring (FAF-01)		\$ 79,500.00				

Floor & Wall Tile

Project: Bennington High School									
Bid Package: #6							Budget	\$	389,544.00
Bid Date: 11/20/2026							Cost	\$	459,005.00
							Variance	\$	69,461.00
Subcontractor / Supplier	Kelly's Carpet	Midwest Flooring	Great Plains						
Base Bid	\$ 459,305.00	\$ 473,200.00	\$ 500,500.00						
Acknowledge Documents	Yes		Yes		Yes				
BP#6 Drawings	Inc		Inc		Inc				
BP#6 Specs	Inc		Inc		Inc				
Addendum 001	Inc		Inc		Inc				
Addendum 002	Inc		Inc		Inc				
Addendum 003	Inc		Inc		Inc				
Addendum 004	Inc		Inc		Inc				
Acknowledge and meet schedule	Yes		Yes		Yes				
Multiple crews	Yes		Yes		Yes				
Multiple mobilizations	Yes		Yes		Yes				
09 3013 - Ceramic Tiling									
[2x16 Tile] CT-01; CT-01A; CT-02; CT-02A; CT-03; CT-03A	Inc		Inc		Inc				
[4x16 Tile] CT-04; CT-05	Inc		Inc		Inc				
[3x10 Tile] CT-06; CT-07; CT-08	Inc		Inc		Inc				
PT-01	Inc		Inc		Inc				
MTA-01; 02; 03; 11	Inc		Inc		Inc				
Waterproof membrane included?	Inc		Inc		Inc				
QA/QC - Water Test per Specs	Inc		Inc		Inc				
Porcelain Tile at Stairs?	Inc		Inc		Inc				
Products per Specs	Yes		Yes		Yes				
Products by Approved Manuf.	Yes		Yes		Yes				
Warranties per Spec	Yes		Yes		Yes				
Attic Stock per Spec	Yes		Yes		Yes				
All costs are good thru full project duration	Yes		Yes		Yes				
Background Checks	Yes		Yes		Yes				
Taxes	Excl		Excl		Excl				
ALT #6 - Commons Bench	Inc	\$ (300.00)	Inc	\$ (14,000.00)	Inc	\$ (10,000.00)			
Bond									
Total Bid		\$ 459,005.00		\$ 459,200.00		\$ 490,500.00			

Wood Flooring

Project: Bennington High School					
Bid Package: #6				Budget	\$ 431,688.00
Bid Date: 11/20/2026				Cost	\$ 401,600.00
				Variance	\$ (30,088.00)
Subcontractor / Supplier	Phillips		H2I		
Base Bid		\$ 389,300.00		\$ 431,120.00	
Acknowledge Documents	Yes		Yes		
BP#6 Drawings	Inc		Inc		
BP#6 Specs	Inc		Inc		
Addendum 001	Inc		Inc		
Addendum 002	Inc		Inc		
Addendum 003	Inc		Inc		
Addendum 004	Inc		Inc		
Acknowledge and meet schedule	Yes		Yes		
Multiple crews	Yes		Yes		
Multiple mobilizations	Inc		Inc		
Moisture and Flatness Tests	Inc		Inc		
Gym Flooring		\$333,600/EA		\$341,710/EA	
Subfloor Material	Inc		Inc		
Plywood underlayment	Inc		Inc		
Sleepers	Inc		Inc		
Resilient Pads	Inc		Inc		
Sealer	Inc		Inc		
Floor markings	Inc		Inc		
Vapor Retarder	Inc		Inc		
Wall Base	Inc		Inc		
Thresholds	Inc		Inc		
Stage Flooring		\$55,700/EA		\$89,410/EA	
Subflooring	Inc		Inc		
Self Leveler	Excl	\$ 9,700.00	Excl	\$ 22,500.00	
Plywood	Inc		Inc		
wood sleepers, blocking, headers	Inc		Inc		
Felt	Inc		Inc		
Insulation	Inc		Inc		
Resilient Pads	Inc		Inc		
Fire retardent	Inc		Inc		
Hardwood trim	Excl	\$ 2,600.00	Inc		
2x material at trim			Excl	\$ 3,000.00	
Sealers	Inc		Inc		
Durations					
Aux Gym		4 weeks		4-6 weeks	
Main Gym					
Stage		2 weeks		4 weeks	
Products per Specs	Inc		Inc		
Products by Approved Manuf.	Inc		Inc		
Warranties per Spec	Inc		Inc		
All costs are good thru full project duration	Inc		Inc		
Background Checks	Inc		Inc		
Taxes	Excl		Excl		
Bond					
Total Bid		\$ 401,600.00		\$ 456,620.00	

Sealed, Hardened, & Polished Concrete

Project: Bennington High School								
Bid Package: #6							Budget	\$ 181,740.00
Bid Date: 11/20/2026							Cost	\$ 171,460.00
							Variance	\$ (10,280.00)
Subcontractor / Supplier	Surface Sealers		Stephen's & Smith		Lincoln Epoxy		Demarco Bros	
Base Bid	\$	171,460.00	\$	179,649.00	\$	172,140.54	\$	305,100.00
Acknowledge Documents	Yes		Yes		Yes		Yes	
BP#6 Drawings	Inc		Inc		Inc		Inc	
BP#6 Specs	Inc		Inc		Inc		Inc	
Addendum 001	Inc		Inc		Inc		Inc	
Addendum 002	Inc		Inc		Inc		Inc	
Addendum 003	Inc		Inc		Inc		Inc	
Addendum 004	Inc		Inc		Inc		Inc	
Acknowledge and meet schedule	Yes		Yes		Yes		Yes	
Multiple crews	Yes		Yes		Yes		Yes	
Multiple mobilizations	Yes		Yes		Yes		Yes	
03 3000 - Cast-in-Place Concrete (As Applies)								
Sealed Concrete - SCE	Inc		Inc		Inc		Inc	
Hardened Concrete - HC-01	Inc		Inc		Inc		Inc	
Hardened Concrete w/Gloss - HC-02	Inc		Inc		Inc		Inc	
Second Coat Included?	Inc		Inc		Inc		Inc	
Concrete Covering, or watering included post installation?	Inc		Inc		Inc		Inc	
03 3543 - Polished Concrete								
PLC-01	Inc		Inc		Inc		Inc	
Includes Standard Components? {PLC-01}	Inc		Inc		Inc		Inc	
Concrete Dye/Stain	Inc		Inc		Inc		Inc	
Liquid Desified Sealer	Inc		Inc		Inc		Inc	
Stain Guard Sealer	Inc		Inc		Inc		Inc	
Microfilm Sealer	Inc		Inc		Inc		Inc	
Joint Filler	Inc		Inc		Inc		Inc	
Cleaning Solution	Inc		Inc		Inc		Inc	
Includes surface prep per specs? Diamond Grinding/Buffering Machine?	Inc		Inc		Inc		Inc	
Grinding and polishing sequence per specs?	Inc		Inc		Inc		Inc	
Class B Finish? 85-95% Exposed Aggregate	Inc		Inc		Inc		Inc	
Level 4 Gloss Finish?	Inc		Inc		Inc		Inc	
Includes moisture testing?	Inc		Inc		Inc		Inc	
Includes floor prep, joint filler, crack repair, oil and stain removal?	Inc		Inc		Inc		Inc	
Includes Mock-up?	Inc		Inc		Inc		Inc	
Includes flooring protection?	Inc		Inc		Inc		Inc	
Products per Specs	Yes		Yes		Yes		Yes	
Products by Approved Manuf.	Yes		Yes		Yes		Yes	
Warranties per Spec	Yes		Yes		Yes		Yes	
Attic Stock per Spec	Yes		Yes		Yes		Yes	
All costs are good thru full project duration	Yes		Yes		Yes		Yes	
Background Checks	Yes		Yes		Yes		Yes	
Taxes	Excl		Excl		Excl		Excl	
Additional SF	N/A		N/A		Add	\$ 42,434.08	N/A	
Bond								
Total Bid		\$ 171,460.00		\$ 179,649.00		\$ 214,574.62		\$ 305,100.00

Resinous and Fluid Applied Flooring

Project: Bennington High School										
Bid Package: #6								Budget	\$	245,465.00
Bid Date: 11/20/2026								Cost	\$	117,447.00
								Variance	\$	(128,018.00)

Subcontractor / Supplier	Lincoln Epoxy	DeMarco Bros	Surface Sealers	Stonhard	Classic Industrial					
Base Bid	\$ 114,026.00	\$ 162,750.00	\$ 170,280.00	\$ 254,495.00	\$ 298,121.00					
Acknowledge Documents	Yes	Yes	Yes	Yes	Yes					
BP#6 Drawings	Inc	Inc	Inc	Inc	Inc					
BP#6 Specs	Inc	Inc	Inc	Inc	Inc					
Addendum 001	Inc	Inc	Inc	Inc	Inc					
Addendum 002	Inc	Inc	Inc	Inc	Inc					
Addendum 003	Inc	Inc	Inc	Inc	Inc					
Addendum 004	Inc	Inc	Inc	Inc	Inc					
Acknowledge and meet schedule	Yes	Yes	Yes	Yes	Yes					
Multiple crews	Yes	Yes	Yes	Yes	Yes					
Multiple mobilizations	Yes	Yes	Yes	Yes	Yes					
09 67 23 - Resinous Flooring										
ERF-01; 02	Inc	Inc	Inc	Inc	Inc					
ERFB-01; 02	Inc	Inc	Inc	Inc	Inc					
Integral Cove Base Accessories	Inc	Inc	Inc	Inc	Inc					
Includes Standard Components? {ERF-1}										
Primer	Inc	Inc	Inc	Inc	Inc					
Broadcast Media	Inc	Inc	Inc	Inc	Inc					
Undercoat	Inc	Inc	Inc	Inc	Inc					
Additional Broadcast Media	Inc	Inc	Inc	Inc	Inc					
Sealer	Inc	Inc	Inc	Inc	Inc					
Cove Base	Inc	Inc	Inc	Inc	Inc					
Includes Standard Components? {ERF-2}										
Mortar Base	Inc	Inc	Inc	Inc	Inc					
Top Coat	Inc	Inc	Inc	Inc	Inc					
Cove Base	Inc	Inc	Inc	Inc	Inc					
Includes surface prep per specs?	Inc	Inc	Inc	Inc	Inc					
Includes moisture/adhesion testing per specs?	Inc	Inc	Inc	Inc	Inc					
Includes waterproofing membrane?	Inc	Inc	Inc	Inc	Inc					
Includes flooring protection?	Inc	Inc	Inc	Inc	Inc					
Products per Specs	Yes	Yes	Yes	Yes	Yes					
Products by Approved Manuf.	Yes	Yes	Yes	Yes	Yes					
Warranties per Spec	Yes	Yes	Yes	Yes	Yes					
Attic Stock per Spec	Yes	Yes	Yes	Yes	Yes					
All costs are good thru full project duration	Yes	Yes	Yes	Yes	Yes					
Background Checks	Yes	Yes	Yes	Yes	Yes					
Taxes	Excl	Excl	Excl	Excl	Excl					
Bond	3%	\$ 3,420.78	LS	\$ 1,628.00	LS	\$ 5,468.00	LS	\$ 1,095.00	LS	\$ 2,903.00
Total Bid		\$ 117,447.00		\$ 164,378.00		\$ 175,748.00		\$ 255,590.00		\$ 301,024.00

Paint and Wallcovering

Project: Bennington High School					
Bid Package: #6				Budget	\$ 1,039,647.00
Bid Date: 11/20/2026				Cost	\$ 811,973.00
				Variance	\$ (227,674.00)
Subcontractor / Supplier	Scharff	Color Inc.	Terry McGill		
Base Bid	\$ 456,843.00	\$ 712,750.00	\$ 853,460.00		
Acknowledge Documents	Yes	Yes	Yes	Yes	
BP#6 Drawings	Inc	Inc	Inc	Inc	
BP#6 Specs	Inc	Inc	Inc	Inc	
Addendum 001	Inc	Inc	Inc	Inc	
Addendum 002	Inc	Inc	Inc	Inc	
Addendum 003	Inc	Inc	Inc	Inc	
Addendum 004	Inc	Inc	Inc	Inc	
Acknowledge and meet schedule	No	Yes	Yes	Yes	
Company Size	6-8	45+			
Multiple crews	Yes 1 Crew (6-8 guys)	Yes 2 Crews (8-10 guys)	Yes 2 Crews (8-10 guys)	Yes 2 Crews (8-10 guys)	
Multiple mobilizations	Yes	Yes	Yes	Yes	
07 1900 - Water Repellents					
Precast concrete wall panels without thin brick.	Add \$ 18,753.00	Add \$ 18,753.00	Add \$ 18,753.00		
09 9113 - Exterior Painting					
Finish Fiber-Cement Siding and Trim	Inc	Inc	Inc	Inc	
Exterior Sealants	Excl	Excl	Excl	Excl	
Finish Exterior Lintels	Inc	Inc	Inc	Inc	
Includes Exterior Lift Rental?	Inc	Inc	Inc	Inc	
Asphalt Emulsion Coating	Inc	Add \$ 39,280.00	Inc		
09 9124 - Interior Painting					
Finish Structural Steel	Inc	Inc	Inc	Inc	
Finish HM doors and frames	Inc	Inc	Inc	Inc	
Finish Metal Pan Stairs	Inc	Inc	Inc	Inc	
Finish Pipe and Tube Railing	Inc	Inc	Inc	Inc	
Finish Concrete/CMU Surfaces	Inc	Inc	Inc	Inc	
Finish Wood Surfaces	Inc Plywood and WD-1	Inc Plywood and WD-1	Inc Plywood and WD-1	Inc Plywood and WD-1	
Finish Gypsum Surfaces	Inc	Inc	Inc	Inc	
Finish Cotton/Canvas Surfaces	Inc	Inc	Inc	Inc	
Finish ASJ Insulation Coverings	Inc	Inc	Inc	Inc	
Finish of MEP Surfaces	Inc	Inc	Inc	Inc	
Includes P-05 Green Screen Paint?	Inc	Inc	Inc	Inc	
Finish for Steel Bollards	Inc	Inc	Inc	Inc	
Finish in Elevator Pits	Inc	Inc	Inc	Inc	
Add for Bondo and Finish of HM Frames	Inc \$ 24,000.00	Inc \$ 21,580.00	Inc \$ 22,790.00		
09 7200 - Wall Coverings					
VWC-03	Inc \$ 18,200.00	Inc \$ 18,000.00	Inc \$ 18,000.00	Inc \$ 18,000.00	
ARWC-01	Inc \$ 9,800.00	Inc \$ 9,935.00	Inc \$ 9,935.00	Inc \$ 9,000.00	
Products per Specs	Yes	Yes	Yes	Yes	
Products by Approved Manuf.	Yes	Yes	Yes	Yes	
Warranties per Spec	Yes	Yes	Yes	Yes	
Attic Stock per Spec	Yes	Yes	Yes	Yes	
All costs are good thru full project duration	Yes	Yes	Yes	Yes	
Background Checks	Yes	Yes	Yes	Yes	
Taxes	Excl	Excl	Excl	Excl	
Adds and Exclusions					
Painting of Exterior Galv Railings and Guardrails	Excl	Inc \$ (11,525.00)	Excl	Excl	
Painting of Galv Railings and Guardrails at Press Box	Excl	Inc \$ (9,300.00)	Excl	Excl	
Painting for Spiral Staircase in Theater	Inc	Excl \$ 2,500.00	Inc		
Painting for Catwalk in Theater	Inc	Excl \$ 10,000.00	Inc		
Additional supervision	Add \$ 50,000.00				
Bond	3% \$ 17,327.88	N/A	N/A		
Total Bid	\$ 594,923.88	\$ 811,973.00	\$ 922,003.00		

*Low bidder lacks manpower and experience required to meet project needs. Hausmann Construction is also concerned their bid does not include a full scope.

Specialties Supply

Project: Bennington High School							
Bid Package: #6						Budget	\$ 435,543.00
Bid Date: 11/20/2025						Cost	\$ 415,388.00
						Variance	\$ (20,155.00)
Subcontractor / Supplier	EPCO		DH Pace		Homestore Direct		
Base Bid	\$	239,472.00	\$	396,500.00	\$	434,098.00	
Acknowledge Documents	Yes		Yes		Yes		
BP#6 Drawings	Inc		Inc		Inc		
BP#6 Specs	Inc		Inc		Inc		
Addendum 001	Inc		Inc		Inc		
Addendum 002	Inc		Inc		Inc		
Addendum 003	Inc		Inc		Inc		
Addendum 004	Inc		Inc		Inc		
Acknowledge and meet schedule	Yes		Yes				
Multiple deliveries	Yes		Yes				
Main Building	Yes		Yes				
Outbuildings	Yes		Yes				
Division 6 - Spec 066400	Excl		Inc		Excl		
Plastic Paneling (FRP) (by Others)	Excl		Inc	\$ (8,000.00)	Excl		
Division 10	Inc		Inc		Inc		
Visual Display Units	Inc		Inc		Inc		
Markerboards & Tackboards	Inc	\$ (28,761.00)	Inc		Inc		
Display Rails	Inc	\$ 5,157.00	Excl	\$ 5,157.00	Inc		
Display Cases (DC-02)	Add	\$ 24,026.00	Inc		Excl	\$ 24,026.00	
Plastic Toilet Compartments	Add	\$ 147,600.00	Inc				
Cubicle Curtains and Track	Inc		Inc	Imperial (not approved)	Excl	\$ 9,962.00	
Wall and Door Protection	Add		Partial		Add		
Chair Rail	Add		Excl	\$ 2,517.00	Add		
Corner Guards	Add	\$ 21,894.00	Inc		Add	\$ 21,894.00	
Abuse-Resistant Sheet Wall Covering	Add		Inc		Add		
Toilet and Bath Accessories	Inc		Inc				
Grab bars (GB-1 - 7)	Inc		Inc				
Mirror Unit (MR-1, 4, 6, MR/S-1,2)	Inc		Inc				
Shower Curtain Rod (SCR)	Inc		Inc				
Shower Curtain (SCR)	Inc		Inc				
Folding Shower Seat (FSS-1, 2)	Inc		Inc				
Robe Hook (RH)	Inc		Inc				
High-Speed Warm-Air Dryer (HD)	Inc		Inc				
Baby-Changing Station (BCS)	Inc		Inc				
Adult Changing Station (ACS)	Inc		Inc				
Utility Shelf (US)	Inc		Inc				
FEC, FE	Inc		Inc				
Division 11							
Loading dock bumpers	Excl		Inc	\$ (530.00)	Excl		
Knox box - Entrance	Excl	\$ 1,000.00	Inc		Inc		
Knox box - Generator shutdown station	Excl	\$ 2,500.00	Inc		Inc		
Fasteners/Anchors/Adhesives	Excl	\$ 2,500.00	Excl	\$ 2,500.00	Excl	\$ 2,500.00	
Products per Spec and Approved Manuf.	Yes		Partial				
Warranties per Spec	Inc		Inc				
Material Escalation	N/A		Inc	\$ 23,000.00	N/A		
All costs are good thru full project duration	Inc	Good thru 12/31/2027	Inc	Good thru 7/31/2027 with adder.			
Background Checks	Inc		Inc				
Meet Hausmann insurance requirements	Inc		Inc				
Taxes	Excl		Excl				
Bond							
Total Bid	\$	415,388.00	\$	421,144.00	\$	492,480.00	

Signage

Project: Bennington High School										
Bid Package: #6								Budget	\$	72,675.00
Bid Date: 11/20/2025										
								Cost	\$	90,581.00
								Variance	\$	17,906.00

Subcontractor / Supplier	Design8		SpeedPro		Latitude		Omaha Neon	
Base Bid	\$	103,042.73	\$	88,462.00	\$	89,400.00	\$	132,650.00
Acknowledge Documents	Yes		Yes		Yes		Yes	
BP#6 Drawings	Inc		Inc		Inc		Inc	
BP#6 Specs	Inc		Inc		Inc		Inc	
Addendum 001	Inc		Inc		Inc		Excl	
Addendum 002	Inc		Inc		Inc		Inc	
Addendum 003	Inc		Inc		Inc		Inc	
Addendum 004	Inc		Inc		Inc		Excl	
Acknowledge and meet schedule	Inc		Yes		Yes			
Multiple mobilizations	Inc		Inc		Inc			
Main Building	Inc		Inc		Inc			
Outbuildings		Bidder to confirm	Inc		Inc			
Spec 101416 Plaques		Gemini	Inc	Gemini (approved)	Inc	Gemini (approved)		
Plaque			Inc		Inc			
Spec 101419 Dimensional Letter Signage		Bidder to check	Inc	Gemini (approved) U.N.O	Inc	Latitude (approved)		
DL-01 "THEATRE"	Inc	Design8 (not approved)	Inc	SpeedPro (not approved)	Inc			
DL-02 "ATHLETICS"	Inc	Design8 (not approved)	Inc	SpeedPro (not approved)	Inc			
DL-03 "CONCESSIONS"	Inc	Design8 (not approved)	Inc	SpeedPro (not approved)	Inc			
DL-04 Monument Sign	Inc	\$ (37,675.00)	Inc	\$ (21,078.00)	ALT			
Building Sign at Main Entrance	ALL		ALL	\$ 10,577.00	ALL	Included		
Spec 101423.16 Room ID Panel Signage		Design8 (not approved)	Inc	SpeedPro (not approved)	Inc	Latitude (approved)		
Room Signage A13.0, A13.1	Inc		Inc		Inc			
Outbuilding Signage	Inc	Bidder to confirm	Inc		Add	\$ 1,181.00		
Backer/Blank Plates	Inc	Vinyl	Inc		Inc			
Sign Permit	Inc		Inc		Inc			
Installation	Inc		Inc		Inc			
Products per Specs and Approved Manuf.		No. See above.	Yes		Yes	Latitude (approved)		
Warranties per Spec	Inc		Inc		Inc			
All costs are good thru full project duration		Good thru end of Feb. 2026.	Add	\$ 3,136.00	Yes	Confirmed		
Background Checks	Inc		Inc		Inc			
Meet Hausmann insurance requirements	Inc		Inc		Inc			
Taxes	Excl		Excl		Excl			
Window Film	Inc	\$ (6,837.57)	N/A		N/A			
Bond								
Total Bid	\$	58,530.00	\$	81,097.00	\$	90,581.00	\$	132,650.00

Lockers

Project: Bennington High School										
Bid Package: #6								Budget	\$	230,300.00
Bid Date: 11/20/2025								Cost	\$	273,380.00
								Variance	\$	43,080.00
Subcontractor / Supplier	Storage & Design			H2I		Elite Storage		Homestore Direct		
Base Bid	\$ 264,700.00			\$ 235,600.00		\$ 274,000.00		\$ 282,585.53		
Acknowledge Documents	Yes		Yes		Yes					
BP#6 Drawings	Inc		Inc		Inc					
BP#6 Specs	Inc		Inc		Inc					
Addendum 001	Inc		Inc		Inc					
Addendum 002	Inc		Inc		Inc					
Addendum 003	Inc		Inc		Inc					
Addendum 004	Inc		Inc		Inc					
Acknowledge and meet schedule	Yes		Yes		Yes					
Multiple mobilizations	Inc	Yes, 2-3+ mobs	Inc	Yes, 2 mobs		(1) included				
Main Building	Inc		Inc		Inc					
Outbuildings	N/A		N/A		N/A					
Spec 105113	Inc	Penko (approved)	Inc	List (approved)		LockersMFG (not approved)				
Corridor Lockers (Type A, B)	Inc	240 ea	Inc	225 ea	Inc	238 ea	Inc	238 ea		
Corridor Lockers (Type A, B) at A137	Inc		Inc	\$ 2,065.00	Inc		Inc			
Athletic Lockers (Type C, D, E, F, G)	Inc	326 ea	Inc	326 ea	Inc	326 ea	Inc	326 ea		
ADA Lockers	Inc		Inc		Inc		Inc			
Locks	Inc	Built-in and combo	Inc	Built-in and combo	Inc	Built-in and combo	Inc			
Spec 105123	Inc	Ideal (approved)	Add	\$ 31,605.00						
PLAM Lockers (Type H)	Inc	38 ea	Add	38 ea	Inc	38 ea	Inc	38 ea		
Locks	Inc	Digital	Add		Inc	Digital	Inc			
Locker base					Inc		Inc			
Spec 105143	Inc	Vallycraft (not approved)	Add	Uline (approved)	Add	(1) included	Excl			
Wire Mesh Storage Lockers (4 ea)	Add		Add		Add		Excl	\$ 8,680.00		
Install	Add	\$ 8,680.00	Add	\$ 8,680.00	Inc	\$ 7,500.00	Excl			
Field measurements	Inc		Inc							
Lead-Times		10-12 wks		6-12 wks		16-18 wks				
Install	Inc		Inc		Inc		Excl			
Attic stock / extra materials	Inc		Inc		Inc					
Products per Specs	Inc		Inc		Inc					
Products by Approved Manuf.	Inc		Inc		Inc					
Warranties per Spec	Inc		Inc			Manuf. Warranty				
All costs are good thru full project duration	Inc	Includes offsite storage	Inc		Yes					
Background Checks	Inc		Inc		Inc					
Meet Hausmann insurance requirements	Inc		Inc		Inc					
Taxes	Excl		Excl		Excl					
Bond										
Total Bid		\$ 273,380.00		\$ 277,950.00		\$ 281,500.00		\$ 291,265.53		

Theatrical Rigging

Project: Bennington High School							Budget	\$	724,780.00
Bid Package: #6							Cost	\$	436,285.00
Bid Date: 11/20/2025							Variance	\$	(288,495.00)
Subcontractor / Supplier	Theatrical Media	Beck		Heartland					
Base Bid	\$ 417,880.00	\$ 549,166.00	\$ 674,588.00						
Acknowledge Documents	Yes	Yes	Yes	Yes					
BP#6 Drawings	Inc	Inc	Inc	Inc					
BP#6 Specs	Inc	Inc	Inc	Inc					
Addendum 001	Inc	Inc	Inc	Inc					
Addendum 002	Inc	Inc	Inc	Inc					
Addendum 003	Inc	Inc	Inc	Inc					
Addendum 004	Inc	Inc	Inc	Inc					
Acknowledge and meet schedule	4 weeks	6-8 weeks	4-5 weeks						
Multiple crews	4-5 guys								
Multiple mobilizations									
Shop Drawings	Inc 2-3 weeks	Inc 6-8 weeks	Inc 6-8 weeks						
Material Lead Times	6-8 weeks	6-8 weeks	6-8 weeks						
Rigging									
Guide wall and Head Blocks	Inc	Inc	Inc						
Lock rails with rope locks	Inc	Inc	Inc						
Floor Blocks	Inc	Inc	Inc						
String Cables	Inc	Inc	Inc						
Counterweights	Inc	Inc	Inc						
Line Sets	Inc	Inc	Inc						
Battens and Tracks	Inc	Inc	Inc						
Drapery	Inc	Inc	Inc						
Line Sets for the (4) smoke vents	\$ 11,136.00	\$ 14,120.00							
Choral/Vocal Music	Inc	Inc							
Pantographs	Inc	Excl \$ 34,319.00	Excl						
include wire									
SO Cord	Excl in lighting	Inc \$ (21,077.00)	Inc	\$ (21,077.00)					
Deduct for scope double up				\$ (82,064.00)					
Alternate #7: Add (5) Counterweight Line Sets	\$17,711/LS	\$42,666/LS	\$11,518/LS						
Products per Specs	Inc	Inc	Inc						
Products by Approved Manuf.	Inc	Inc	Inc						
Warranties per Spec	Inc	Inc	Inc						
All costs are good thru full project duration	Inc	Inc	Inc						
Background Checks	Inc	Inc	Inc						
Taxes	Excl	Excl	Excl						
Combination Scope Discount									
Bond	\$ 7,269.00	\$ 7,139.00	\$ 9,433.00						
Total Bid	\$ 436,285.00	\$ 583,667.00	\$ 580,880.00						

Theatrical Lighting

Project: Bennington High School								
Bid Package: #6							Budget	\$ 555,342.00
Bid Date: 11/20/2025							Cost	\$ 598,651.00
							Variance	\$ 43,309.00
Subcontractor / Supplier	Theatrical Media			Heartland		Beck		
Base Bid		\$ 648,358.00		\$ 606,138.00		\$ 577,213.00		
Acknowledge Documents	Yes		Yes		Yes			
BP#6 Drawings	Inc		Inc		Inc			
BP#6 Specs	Inc		Inc		Inc			
Addendum 001	Inc		Inc		Inc			
Addendum 002	Inc		Inc		Inc			
Addendum 003	Inc		Inc		Inc			
Addendum 004	Inc		Inc		Inc			
Acknowledge and meet schedule	Yes							
Multiple crews		3 guys						
Multiple mobilizations	Inc							
Submittal Drawings	Inc	6-8 weeks	Inc	10-12 weeks	Inc	6-8 weeks		
Power and Control Devices	Inc	ETC	Inc	ETC	Inc	ETC		
Lighting Distribution	Inc		Inc		Inc			
Lighting Fixtures	Inc		Inc		Inc			
SO Cable for Connector Strip Doors	Inc		Inc		Inc			
Terminations of LV	Inc		Inc		Inc			
Touchscreen Devices	Inc		Inc		Inc			
Wire	Excl	\$ 24,839.00	Inc		Excl	\$ 24,839.00		
Install Duration		1 week		2 weeks		2-3 weeks		
Electrical Wire and Conduit	Excl		Excl		Excl			
0-10V Dimming Terminations	Excl		Excl		Excl			
Commissioning and Owner Training	Inc		Inc		Inc			
Alternate per QT6.01		\$220,568/LS		\$221,435/LS		\$200,954/LS		
Products per Specs	Inc		Inc		Inc			
Products by Approved Manuf.	Inc		Inc		Inc			
Owner Training	Inc	3 days over 3 trips	Inc		In	2/EA		
Warranties per Spec	Inc		Inc		Inc			
Attic Stock	Inc		Inc		Inc			
All costs are good thru full project duration	Inc		Inc		Inc			
Background Checks	Inc		Inc		Inc			
Taxes	Excl		Excl		Excl			
Material and Combination w/ Rigging Deduct		\$ (84,773.00)						
Bond		\$ 10,227.00		\$ 8,760.00		\$ 7,503.00		
Total Bid		\$ 598,651.00		\$ 614,898.00		\$ 609,555.00		

Gym Equipment and Scoreboards

Project: Bennington High School								
Bid Package: #6							Budget	\$ 355,000.00
Bid Date: 11/20/2026							Cost	\$ 162,700.00
							Variance	\$ (192,300.00)
Subcontractor / Supplier	Carroll	PTC	H2I	Phillips				
Base Bid	\$ 157,700.00	\$ 186,010.00	\$ 244,900.00	\$ 241,200.00				
Acknowledge Documents	Yes	Yes	Yes	Yes				
BP#6 Drawings	Inc	Inc	Inc	Inc				
BP#6 Specs	Inc	Inc	Inc	Inc				
Addendum 001	Inc	Inc	Inc	Inc				
Addendum 002	Inc	Inc	Inc	Inc				
Addendum 003	Inc	Inc	Inc	Inc				
Addendum 004	Inc	Inc	Inc	Inc				
Acknowledge and meet schedule	Yes	Yes		Yes				
Multiple mobilizations	Inc	Inc		Inc				
Scoreboards	Excl	Excl	Inc	\$ (45,000.00)	Inc	\$ (39,200.00)		
Basketball								
Backstops, Goals, Nets	Inc	Inc	Inc	1500 lbs	Inc			
Backstop Safety Device	Inc	Inc	Inc		Inc			
Operator	Inc	Inc	Inc		Inc			
Safety Pads	Inc	Inc	Inc		Inc			
Shot Clock Support	Inc	Inc	Inc		Inc			
Volleyball								
Floor inserts (grouting)	Inc	Inc	Inc		Inc			
Post standards	Inc	Inc	Inc		Inc			
Net and tensioning system	Inc	Inc	Inc		Inc			
Judge Stands	Inc	Inc	Inc		Inc			
Safety Pads	Inc	Inc	Inc		Inc			
Storage Cart	Inc	Inc	Inc		Inc			
Remote Control System								
Relay Panel	Inc	Inc	Inc		Inc			
Remote Touchscreen	Inc	Inc	Inc		Inc			
Safety Pads		24 wall pads		34 wall pads		24 wall pads		
Colors and samples (standard)	Inc	Inc	Inc	Inc	Inc			
Gym	Inc	Inc	Inc	Inc	Inc			
Descalation Room	Excl	\$ 5,000.00	Inc	Inc	Inc			
Wrestling Room	Excl			Excl	Excl			
Curtain Dividers								
Roll Up	Inc	Inc	Inc	Inc	Inc			
Full Installation	Inc	Inc	Inc	Inc	Inc			
Main and Aux Gyms	Inc	Inc	Inc	Inc	Inc			
Safety lock	Inc	Inc	Inc	Inc	Inc			
Products per Specs	Inc	Inc	Inc	Porter Athletic	Inc			
Products by Approved Manuf.	Inc	Inc	Inc	Inc	Inc			
Warranties per Spec	Inc	Inc	Inc	Inc	Inc			
All costs are good thru full project duration	Inc	Inc	Inc	Inc	Inc			
Background Checks	Inc	Inc	Inc	Inc	Inc			
Taxes	Excl	Excl	Excl	Excl	Excl			
Bond								
Total Bid	\$ 162,700.00	\$ 186,010.00	\$ 199,900.00	\$ 202,000.00				

Scoreboards

Project: Bennington High School															
Bid Package: #6											Budget	See Gym Equip Tab			
Bid Date: 11/20/2026											Cost	\$ 101,938.00			
											Variance				
Subcontractor / Supplier	Fair Play	Crouch	Carroll	Phillips	Daktronics	Fourth Wall	H2I								
Base Bid	\$ 58,023.00	\$ 111,177.00	\$ 96,540.00	\$ 26,600.00	\$ 72,093.00	\$ 263,348.00	\$ 45,000.00								
Acknowledge Documents	Yes		Yes		Yes							Yes			
BP#6 Drawings	Inc		Inc		Inc							Inc			
BP#6 Specs	Inc		Inc		Inc							Inc			
Addendum 001	Inc		Inc		Inc							Inc			
Addendum 002	Inc		Inc		Inc							Inc			
Addendum 003	Inc		Inc		Inc							Inc			
Addendum 004	Inc		Inc		Inc							Inc			
Acknowledge and meet schedule	Yes		Yes		Yes							Yes			
Multiple mobilizations	Inc		Inc		Inc							Inc			
Lead Times	6 weeks		8 weeks			6 months							6-8 weeks		
Manufacturer	Fair Play		Daktronics		Daktronics	Daktronics		Daktronics		Fourth Wall		Nevco			
Interior Gyms	Inc		Inc	\$27,390/LS	Inc		Inc		Inc	Inc		Inc			
Football and Track	Inc		Inc	\$31,691/LS	Inc	Excl	\$ 31,691.00	Inc		Excl		Excl	\$ 31,691.00		
Baseball and Softball	Inc		Inc	\$52,096/LS	Inc	Excl	\$ 52,096.00	Inc		Excl		Excl	\$ 52,096.00		
Supply	Inc		Inc	\$74,339/LS	Inc			Inc		Inc		Inc			
Install	Excl	\$ 43,915.00	Inc	\$36,838/LS	Inc	Add	\$ 2,850.00	Excl	\$ 43,915.00	Inc		Inc			
Shot Clocks	Inc		Inc		Inc			Inc		Excl		Inc			
Brackets	Excl		Inc		Inc			Excl	In equipment costs	Excl		Excl			
Backboard Lighting	Inc		Inc		Inc			Inc		Excl		Inc			
Controllers	Inc		Inc		Inc			Inc		Inc		Inc			
Score's Table	Excl		Excl		Excl			Excl		Inc	\$ (17,999.00)	Excl			
Engineering, Footings, Steel	Excl	Inc Above	Inc		Excl	\$ 30,000.00	Excl	\$ 30,000.00	Excl	\$ 30,000.00	Excl	\$ 30,000.00	Excl	\$ 30,000.00	
Video Board	Excl		Excl		Excl			Excl		Inc	\$ (119,909.00)	Excl			
Products per Specs	Inc		Inc		Inc			Inc		Excl		Inc			
Products by Approved Manuf.	Inc		Inc		Inc			Inc		Excl		Inc			
Warranties per Spec	Inc		Inc		Inc			Inc		Inc		Inc			
All costs are good thru full project duration	Inc		Inc		Inc			Inc		Inc		Inc			
Background Checks	Inc		Inc		Inc			Excl		Excl		Inc			
Taxes	Excl		Excl		Excl			Excl		Excl		Excl			
Bond															
Total Bid	\$ 101,938.00		\$ 111,177.00		\$ 126,540.00		\$ 143,237.00		\$ 146,008.00		\$ 155,440.00		\$ 158,787.00		

Audience Seating

Project: Bennington High School									
Bid Package: #6							Budget \$ 137,475.00		
Bid Date: 11/20/2025									
							Cost \$ 211,700.00		
							Variance \$ 74,225.00		
Subcontractor / Supplier	Mid-States		Carrol Seating		Series				
Base Bid	\$ 195,742.00		\$ 231,105.00		\$ 259,000.00				
Acknowledge Documents	Yes		Yes		Yes				
BP#6 Drawings	Inc		Inc		Inc				
BP#6 Specs	Inc		Inc		Inc				
Addendum 001	Inc		Inc		Inc				
Addendum 002	Inc		Inc		Inc				
Addendum 003	Inc		Inc		Inc				
Addendum 004	Inc		Inc		Inc				
Acknowledge and meet schedule	Yes		Yes		Yes				
Multiple mobilizations	Inc		Inc		Inc				
Main Building	Inc		Inc		Inc				
Outbuildings	Excl		Excl		Excl				
Fixed seating	Inc	632/ea	Inc	737/ea	Inc	737/ea			
add for counts		\$ 15,958.00							
Loose seating	Inc	20/ea	Inc	20/ea	Inc	20/ea			
Storage Rack	Inc		Inc		Inc				
Full range of manuf. color and texture options	Inc		Inc		Inc				
Field measurements	Inc		Inc		Inc				
Installation	Inc		Inc		Inc				
Fasteners and anchors	Inc		Inc		Inc				
Chair for Review	Inc		Inc		Inc				
Wood armrests	Inc		Inc		Inc				
Concealed lighting	Inc		Inc		Inc				
Transformer for lighting	Inc		Inc		Inc				
End Panels	Inc		Inc		Inc				
Signage	Inc		Inc		Inc				
Attic Stock	Inc		Inc		Inc				
Products per Specs	Inc		Inc		Inc				
Products by Approved Manuf.	Inc		Inc		Inc				
Warranties per Spec	Inc		Inc		Inc				
All costs are good thru full project duration	Inc		Inc		Inc				
Background Checks	Inc		Inc		Inc				
Meet Hausmann insurance requirements	Inc		Inc		Inc				
Taxes	Excl		Excl		Excl				
Bond									
Total Bid		\$ 211,700.00		\$ 231,105.00		\$ 259,000.00			

Telescoping Bleachers

Project: Bennington High School								
Bid Package: #6							Budget	\$ 530,000.00
Bid Date: 11/20/2025							Cost	\$ 390,334.00
							Variance	\$ (139,666.00)
Subcontractor / Supplier	Midstates			Carrol Seating		Heartland		
Base Bid		\$ 407,334.00		\$ 394,791.00		\$ 552,977.00		
Acknowledge Documents	Yes		Yes		Yes			
BP#6 Drawings	Inc		Inc		Inc			
BP#6 Specs	Inc		Inc		Inc			
Addendum 001	Inc		Inc		Inc			
Addendum 002	Inc		Inc		Inc			
Addendum 003	Inc		Inc		Inc			
Addendum 004	Inc		Inc		Inc			
Acknowledge and meet schedule		3 months from field checks		2 months from field checks	Yes	120-150 days away from ship date		
Multiple mobilizations	1 ea	4 weeks	1 ea	4 weeks can expand crews if needed	1 ea	4 weeks		
Main Building	Inc		Inc		Inc			
Outbuildings	Excl		Excl		Excl			
Manufacturer per Spec	Yes	Irwin	Yes	Hussey	Yes	Interkal		
Main Gym - Home	Inc		Inc		Inc			
Main Gym - Visitor	Inc		Inc		Inc			
Aux Gym	Inc		Inc		Inc			
Media Platform (Balcony)	Inc		Inc		Inc			
Finishes Provided by spec	Inc		Inc		Inc			
Scorer's Table	Inc		Inc		Inc			
Testing and Demonstrations	Inc		Inc		Inc			
Revise for Seating Counts				\$ 8,709.00				
Products per Specs	Inc		Inc		Inc			
Products by Approved Manuf.	Inc		Inc		Inc			
Warranties per Spec	Inc		Inc		Inc			
All costs are good thru full project duration	Inc		Inc		Inc			
Background Checks	Inc		Inc		Inc			
Meet Hausmann insurance requirements	Inc		Inc		Inc			
Taxes	Excl		Excl		Excl			
Scope Combination Credit with Audience Seating		\$ (17,000.00)						
Bond								
Total Bid		\$ 390,334.00		\$ 403,500.00		\$ 552,977.00		

Instrument Storage Cabinets

Project: Bennington High School

Bid Package: #6

Bid Date: 11/20/2025

Budget \$ 63,983.00

Cost \$ 46,593.00

Variance \$ (17,390.00)

Subcontractor / Supplier	Carroll		Architectural Arts		Marco		Wenger		Designer Craft	
Base Bid	\$	46,593.00			\$	63,982.84	\$	104,344.56	\$	100,874.00
Acknowledge Documents	Yes		Yes		Yes					
BP#6 Drawings	Inc		Inc		Inc					
BP#6 Specs	Inc		Inc		Inc					
Addendum 001	Inc		Inc		Inc					
Addendum 002	Inc		Inc		Inc					
Addendum 003	Inc		Inc		Inc					
Addendum 004	Inc		Inc		Inc					
Acknowledge and meet schedule	Inc		Inc							
Instrument Storage Cabinets	Inc	Case Systems	Inc	Stevens	Inc	Marco	Inc	Wenger (approved)	Inc	Wenger (approved)
Supply	Inc		Inc	\$ 47,363.00	Inc		Inc		Inc	
Unloading, handling, sorting	Excl		Excl		Excl		Inc			
Install	Excl		Excl		Excl		Inc		Add	\$ 14,878.00
Products per Specs			Inc				Inc			
Products by Approved Manuf.	Sub	Substitution	Sub	Substitution	Inc		Inc			
Warranties per Spec	Inc		Inc				Inc			
All costs are good thru full project duration	Inc		Yes		Add	\$ 1,763.56		Good thru 12/31/2027		
Background Checks	Inc									
Meet Hausmann insurance requirements	Inc		Inc							
Taxes	Excl		Excl		Excl		Excl			
Bond										
Total Bid	\$	46,593.00	\$	47,363.00	\$	65,746.00	\$	104,345.00	\$	115,752.00

Window Treatments

Project: Bennington High School						Budget	\$ 161,000.00
Bid Package: #6						Cost	\$ 109,555.00
Bid Date: 11/20/2025						Variance	\$ (51,445.00)
Subcontractor / Supplier	Craftsman	Lifestyle	NE Window Coverings				
Base Bid	\$ 88,277.00	\$ 109,038.00	\$ 185,000.00				
Acknowledge Documents	Yes	Yes					
BP#6 Drawings	Inc	Inc					
BP#6 Specs	Inc	Inc					
Addendum 001	Inc	Inc					
Addendum 002	Inc	Inc					
Addendum 003	Inc	Inc					
Addendum 004	Inc	Inc					
Acknowledge and meet schedule	Inc	Inc					
Main Building	Yes	Yes					
Outbuildings	N/A	N/A					
Spec 12 24 13 - Roller Shades (Complete)							
Furnish & Install	Inc	Inc					
Operating Hardware	Inc	Inc					
Type WT-01 - Qty 61 Clutch-operated Flex Shade, E-Screen 1% - White/Linen	Inc	Inc					
Type WT-02 - Qty 28 Clutch-operated Flex Shade - Black SB9050	Inc	Inc					
Type WT-03 - Qty 140 Clutch-operated Flex Shade, E-Screen 3% w/ Koolblack - Charcoal/Grey	Inc	Inc					
Type WT-04 - Qty 12, Rough-in Only 26 Motorized Flex Shade 2, E-Screen 3% w/ Koolblack - Charcoal/Grey	Inc	Inc					
Type WT-05 - Qty 12 Motorized Flex Shade, E-Screen 3% w/ Koolblack - Charcoal/Grey	Inc	Inc					
CAT Cabling required for operations	Inc	Inc					
Fabric per specifications	Inc	Inc					
Field Measuring	Inc	Inc					
Moving Furniture, Collectibles, and Objects for Access to the Work Area	Excl	Excl					
Electrical Raceways & Line Voltage within 4' of Motor head	Excl	Excl					
Coordination with Electrician for rough-in	Inc	Inc					
Brackets & fasteners to allow mounting at Head, Jamb, and Backside	Inc	Inc					
Lifts, Ladders, & Scaffolding required for installation	Inc	Inc					
Clean & Protect units after installation	Inc	Inc					
Adjustments and balancing of roller shades	Inc	Inc					
NEXD Clutch for Manual Shades	Inc	Inc			Add	\$ 8,000.00	
Material Escalation @ Install 1+ year away	Inc	Add	\$ 4,361.52	Add	\$ 9,250.00		
Extra Materials - 5% per size, color and shade material(min. 2 units)	Add	\$ 20,000.00	Add	\$ 25,083.00	Add	\$ 20,000.00	
Connect to Building Management System	Excl	Excl			Ded	\$ (5,000.00)	
Spec 06 10 00 - Rough Carpentry(As Applies)							
Blocking & Framing	Excl	Excl			Excl		
Spec 07 92 00 - Joint Sealants (As Applies)							
Perimeter Sealants of Accessories for Light- Blocking shades	Inc	Inc			Inc		
Products per Specs	Inc	Inc			Inc		
Products by Approved Manuf.	Yes	SWFcontract	Yes	Draper	Yes	Draper	
Warranties per Spec	Inc	Inc			Inc		
All costs are good thru full project duration	Yes	Through 2028	Add		Add		
Background Checks	Yes	Yes			Yes		
Meet Hausmann insurance requirements	Inc	Yes			Yes		
Taxes	Excl	Excl			Excl		
Bond	1.18%	\$ 1,277.67	2%	\$ 2,769.65	3%	\$ 6,517.50	
Total Bid		\$ 109,555.00		\$ 141,252.00		\$ 223,768.00	

Permanent Fencing

Project: Bennington High School								
Bid Package: #6							Budget	See Athletic Fields tab
Bid Date: 11/20/2025							Cost	\$ 119,606.00
							Variance	
Subcontractor / Supplier	Elkhorn	No Swett		Empire				
Base Bid	\$ 184,056.00	\$ 241,936.00	\$ 245,600.00					
Acknowledge Documents	Yes			Yes				
BP#6 Drawings	Inc			Inc				
BP#6 Specs	Inc			Inc				
Addendum 001	Inc			Inc				
Addendum 002	Inc			Inc				
Addendum 003	Inc			Inc				
Addendum 004	Inc			Inc				
Acknowledge and meet schedule	Yes			Yes				
Multiple mobilizations	Inc			Inc				
Baseball Field	Inc	2,230SF	Inc	1,350 LF	Inc	1,495 LF		
Softball Field	Inc		Inc	850 LF	Inc	1,010 LF		
Dust Collector 6' Fencing with 4' Gate	Inc		Excl	\$ 5,321.00	Inc	55 LF		
Panic Hardware		\$ 2,000.00			Inc	no electric strike		
Track/Football	Inc	1,334LF		1,350 LF	Inc	1,320 LF		
Dugouts	Inc	416 LF - 8'	Inc		Inc	430LF - 6'		
Tennis Court 10' Fencing	Inc	583LF	Inc	488 LF	Inc	590 SF		
Tennis Court Deduct	Inc	\$ (66,450.00)		\$ (78,420.00)	Inc	\$ (57,600.00)		
Foul Poles	Add	\$19,974/LS			Add	\$26,400/LS		
Backstop Netting - Baseball	Add	\$65,346/LS			Add	\$109,600/LS		
Backstop Netting - Softball	Add	\$36,753/LS			Add	\$51,300/LS		
Batting Cages	Add	\$50,993/LS			Add	\$42,800/LS		
VCP Windscreen at Tennis	Excl				Add	\$8,300/LS		
Setting Posts	Inc				Inc			
Concrete Footing	Inc				Inc			
Products per Specs	Inc				Inc			
Products by Approved Manuf.	Inc				Inc			
Warranties per Spec	Inc				Inc			
All costs are good thru full project duration	Inc				Inc			
Background Checks	Inc				Inc			
Taxes	Excl				Excl			
Bond								
Total Bid		\$ 119,606.00		\$ 168,837.00		\$ 188,000.00		

Site Furnishing

Project: Bennington High School								
Bid Package: #6					Budget	\$	15,000.00	
Bid Date: 11/20/2025								
					Cost	\$	15,929.00	
					Variance	\$	929.00	
Subcontractor / Supplier	SiteScapes, Inc.			Landscape Forms				
Base Bid	\$ 11,318.67			\$ 31,736.20				
Acknowledge Documents	Yes			Yes				
BP#6 Drawings	Inc			Inc				
BP#6 Specs	Inc			Inc				
Addendum 001	Inc			Inc				
Addendum 002	Inc			Inc				
Addendum 003	Inc			Inc				
Addendum 004	Inc			Inc				
Acknowledge and meet schedule	Inc			Inc				
Main Building	Inc			Inc				
Outbuildings	N/A			N/A				
Spec 323300 - Site Furnishings								
Bike Racks (Qty 37)	Inc			Inc				
Delivery	Inc			Inc				
Unloading, handling, sorting	Excl			Excl				
Install	Add	\$	3,510.00	Add	\$	3,510.00		
Protection of adjacent finishes	Excl			Excl				
Anchoring Materials & Sealants	Excl			Excl				
Steel/Aluminium Surcharge 31.01%	Inc	\$	1,100.00	Inc	\$	3,252.96		
Products per Specs	Excl			Yes				
Products by Approved Manuf.	Sub	Alternate Manufacturer		Yes				
Warranties per Spec	No	5 Year Warranty		Yes				
All costs are good thru full project duration	Yes			Yes				
Background Checks	Yes			Yes				
Meet Hausmann insurance requirements	Yes			Yes				
Taxes	Excl			Ded	\$	(2,076.20)		
Bond	Excl			Excl				
Total Bid		\$	15,929.00		\$	36,423.00		

NEGOTIATED AGREEMENT
BETWEEN
BENNINGTON SCHOOL DISTRICT #59
AND
BENNINGTON EDUCATION ASSOCIATION
2026-2027 SCHOOL YEAR

This agreement was made and entered into on the day of February 9, 2026, by and between the Board of Education of Bennington Public Schools District #59, hereinafter referred to as the "District", and Bennington Education Association, hereinafter referred to as the "Association".

Bennington Board of Education

President

Bennington Education Association

President

Employee shall mean all certificated teaching personnel employed by the District, but excluding District administrators.

SALARY SCHEDULE

1. The salary schedule as set forth in Appendix A is based on a 186-day contract period.
2. The salary schedule is based on a 4% x 5% increase with a base of \$39,275 for the 2026-2027 school year.
3. Certified staff will be placed on an appropriate vertical and horizontal step when initially employed. The placement shall be based on the number of years of previous full-time teaching experience. All years of teaching experience will be considered. The district has the authority to consider additional professional experience beyond actual teaching experience (vertical movement) if deemed necessary.
4. Start first- or second-year employees on Step 3. Employees will remain on Step 3 until they are entitled to move down based on actual years of experience. (All employees with more experience will advance one step per year.)
5. In their first year of employment, a teacher new to the district will have the option to receive their regular salary divided out into thirteen (13) equal payments with the first payment beginning in August. Insurance benefits or cash in lieu will begin on September 1 and be divided out over twelve (12) equal payments. Additional compensation over and above regular salary compensation shall be disbursed in twelve (12) equal payments and deductions from compensation due to unpaid leave shall be taken out as they are reported to the payroll office. Approved reimbursements will be considered separate from compensation. To be eligible for 13 payments, all official transcripts and HR paperwork must be completed and submitted to the District Office no later than August 1.
6. Each newly-hired employee who works extra days beyond the 186 contracted days specified in negotiated agreement within their first contract year will be compensated as follows:
 - a) The District may require any new employee hire to work day 187 and day 188 of his or her contract without compensation, provided days 187 and 188 are scheduled after the regular employee work calendar;
 - b) The District will compensate each new employee hired who attends new employee workshops before the commencement of the regular employee work calendar for each day of attendance at a rate of \$100 per full day and/or \$50 per half day. New employee hire workshop compensation shall be rendered as a stipend and tracked separately from total salary for the purposes of calculating the new employee hire's daily rate of pay.
7. Where a contractual agreement has been offered to and accepted by an individual employee beyond the 186 days, the salary for that extended contract will be a prorated extension of that employee's daily rate of pay for the annual contract period. This does not include work in the development of curriculum materials or summer school assignments.
8. For any non-contract days which the administration deems an employee's mandatory attendance is required at a specified date and time, the employee will receive their daily rate based on the number of contract days.
9. Employees automatically advance on the salary schedule if contracts are not settled before the new year begins.
10. Credit hours used for salary determination and for advancement in the BA+ range must have been earned after the BA Degree was earned. Credit hours for salary determination and for

advancement in the MA+ range must have been earned after the MA Degree was earned, e.g., no hours earned prior to the date the MA Degree was earned will carry over from the BA level to be counted for MA+ hours.

11. Employees who have remained on Step 15, MA, Step 15, MA+9, Step 17, MA+18, Step 17, MA+27, Step 17, MA+36, Step 17 MA+45/2xMA/EdS, and Step 17 EdD/PhD of the Salary Schedule for more than one (1) year will receive an annual Salary Schedule longevity increment of 0.75%, 1.00%, 1.25%, 1.50%, 1.75%, 2.00%, and 2.00% of the base salary respectively.
12. Employees who have earned college credits must notify the Superintendent's office, in writing, prior to August 15th of the forthcoming contractual year if such credits are to be considered toward a change in salary. Employees must subsequently submit official transcripts to verify these additional credits. College credits must be obtained from an accredited college or university with NCTE, CAEP, or AAQEP certification. For horizontal advancement of college credits obtained outside of NCTE, CAEP, or AAQEP, advance permission must be granted by the superintendent. Consideration will be given for graduate-level endorsements/programs that achieve specific district needs. A current list of NCTE, CAEP, or AAQEP certified institutions will be available in the Superintendent's office.
13. Extra Duty Compensation: The schedule for extra duty compensation is attached hereto as Appendix B and by reference incorporated and made a part of the contract. Extra duty may be paid proportionately over the remaining contract beginning when the extra duty is assigned and when the Superintendent's office is notified of the extra duty assignment and ending in August. In the event a teacher is permitted to withdraw from an extra duty assignment, any payments previously paid will be deducted from the teacher's compensation. The District may, with input from the Association, create, assign, and compensate new extra duty positions at its sole discretion during the term of this Agreement. Any new extra duty positions created shall be subject to the normal terms of collective bargaining between the District and the Association for the 2024-2025 contract year.
14. Zero Hour: Any employee who is assigned an additional instructional assignment during Zero Hour at the high school, shall receive additional compensation equal to one eighth of the employee's annual contracted salary for that school year. This compensation shall be paid in addition to the employee's base contract salary.

INSURANCE

1. Income Protection Plan - 30 day waiting period, 60% of income.

Annually, the District will multiply the long-term disability percentage factor times the employee's gross salary and increase the employee's gross salary by that dollar amount. For example:

$$\text{Gross Salary} \times \text{LTD \%} = \text{LTD Premium} + \text{Gross Salary} = \text{Adj. Gross Salary}$$

The long-term disability (LTD) premium dollar amount will then be divided by 12. This monthly dollar amount will be automatically payroll deducted from each employee's gross salary to pay the LTD Premium. Each employee will now pay for their LTD income protection premium and all employees working the required minimum 30 hours per week must participate in this program.

2. The District will provide health insurance, \$1,200 deductible PPO and single dental, PPO 100% A, B, & C coverage under the plan approved by the Educators Health Alliance (NSEA/NCSA/NASB).

Play Tier	Medical	Dental	Annual Total
Family Plan	\$30,844.56	\$772.68	\$31,617.24
Employee/Spouse	\$22,971.24	\$772.68	\$23,743.92
Employee/Child	\$20,236.80	\$772.68	\$21,009.48
Employee Only	\$10,939.08	\$772.68	\$11,711.76

3. Eligible employees may choose the HSA Eligible \$3,800 deductible plan in lieu of the EHA \$1,200 deductible PPO group health coverage for which they qualify. The District will deposit 100% of the realized premium savings for the employees who elect the \$3,800 High Deductible Health Plan into the employee's Health Savings Account (HSA).
4. The family dental PPO 100% A, B & C coverage, or other tier which the employee qualifies for, can be purchased by the teacher paying the additional cost.
5. If the employee can verify with the District that they have health and dental coverage under another family member, and the District's Declination of Health/Dental Insurance form is completed, the employee
6. may decline health insurance and receive cash-in-lieu in the amount of \$5,700.00 (see attached form).
7. Part-time employees will be paid according to the FTE established by the Superintendent at the date of hiring. Part-time employees working .49 FTE or less will receive no fringe benefits or leave. Part-time employees working .50 FTE or more will receive fringe benefits and leave, pro-rated according to their FTE percentage with the following exceptions:
 - a. Part-time employees working .50 FTE or more will receive the full single health benefit as that of a full-time employee and outlined under Insurance - #2 and #3. Any other tier of the health insurance plan or cash-in-lieu will be prorated according to their FTE percentage.
 - b. Part-time employees working .50 FTE or more will receive \$20,000 in term life insurance as outlined under Insurance - #8.
8. Each employee will be provided, at no cost to the employee, \$20,000 in term life insurance, including accidental death and dismemberment benefits. The District shall not provide such insurance coverage to benefits for employees on long-term disability. The life insurance shall be substantially equal to that currently in force in the following manner:
 - a. Additional term life insurance is available at additional cost to the employee on a payroll deduction basis.
 - b. Dependency life insurance, in accordance with the insurance company contract, is available at additional cost to the employee on a payroll deduction basis.

PERSONNEL

1. When an employee is asked by the administrator to take another employee's place, and/or when no substitute is available, the employee assuming the additional responsibility for covering a period during their planning time, will receive \$7.00 for each 15-minute increment. The employee's compensation will be rounded to the nearest 15-minute increment based upon actual time of the additional supervision. Planning time for K-5 elementary employees is defined as scheduled time when assigned students attend P.E., music, art, and/or library. Planning time for 6-12 secondary employees is defined as a period designated for planning in the assigned eight-period schedule.

2. No employee will be assigned a full-time class during their preparation period for more than substitution purposes. No teacher will be allowed to “volunteer” to work full-time during their preparation period.
3. Employees will be reimbursed 33% of college tuition for all approved graduate/undergraduate hours. The reimbursement is limited to a maximum of 1.5% of the negotiated base pay per year, per employee, for tuition cost only. This will be paid upon successful verified completion of the approved class at the end of each respective college semester during the contract year of September 1 through August 31. All documentation for reimbursement must be provided to the District by August 15.
4. Compensation for Dual Enrollment Teaching Assignment(s): An extra duty stipend will be paid to employees assigned to teach high school (grades 9-12) Dual Enrollment courses. Dual Enrollment courses are defined as 9-12 classes provided to students of Bennington Public Schools (BPS) for college/university coursework taught in a high school setting for college credit by employees of BPS if such classes meet college/university standards and policies and objectives. The dollar amount reimbursement to BPS for the services of the BPS employee accepting an assignment to teach college/university classes is determined at the sole discretion of college/university. BPS and the Association agree upon receipt of payment to BPS by the college/university of the reimbursement for instructional services for the college/university college credit classes, that employees accepting assignments to teach college/university classes shall be compensated pursuant to the contract between BPS and said college/university (subject to federal and state withholding, i.e., FICA, retirement, etc.).

If said college/university does not reimburse BPS for the services of the employees providing dual credit program for the said college/university college credit classes, high school employees who are teaching dual credit classes will be compensated by BPS \$300 per class section taught, per semester. Compensation for said teaching assignment will be paid out to employees only if a minimum of one (1) student is enrolled for dual enrollment college credit. Compensation for said teaching assignment will be paid out to employees in the month of January and/or June after completion of the semester.

5. Compensation for Advanced Placement Teaching Assignment(s): The compensation paid to employees covered by this Negotiated Agreement for an advanced placement teaching assignment(s) will be governed by the following language.

Advanced Placement Extra Duty is designed to compensate employees assigned to teach Advanced Placement classes up to \$2,500 per year.

In order to earn the initial \$1,500 stipend, employees assigned to teach an Advanced Placement class must: 1) develop a plan for enriching instructional strategies and curriculum through conferences, workshops, and/or college coursework that will be approved by the building principal; 2) attend a College Board Summer Institute once every three years (appropriate expenses paid for by the district with approval of the superintendent); 3) submit a log of at least 30 hours outside the normal school day hours to the building principal of curriculum and/or instructional preparation for Advanced Placement classwork; and, 4) submit a log to the building principal of at least 70 hours of student contact time outside normal classroom time to supplement the Advanced Placement classroom instruction/curriculum.

The events held during and/or outside the normal duty day are fully compensated under this extra duty assignment and as such will not be additionally compensated at the hourly curriculum or summer school rate.

6. Advanced Placement Test Incentive Stipend: The Advanced Placement Test Incentives are twofold: In order to obtain an additional \$500, employees assigned to teach Advanced Placement classes must have 50% of students enrolled in the high school course take the AP National Exam. In order to obtain an additional \$500, those students who make up 50% or more must

score a total average of 3.0 or greater. The compensation for said incentives will be \$500 for each requirement and paid out to employees in the month of August after completion of the exam.

7. Additional Days: Each employee who works extra days beyond the 186 contracted days specified in negotiated agreement will be compensated as follows:
 - a. When teaching duties involving direct delivery of instruction are performed in addition to an employee's normal classroom responsibilities (e.g. summer school or home school services), the District will set a per hour rate that is no less than the following formula:
 - a. MA Step 3 Rate/186 Contract Days/8 hours
 - b. When duties related to teaching but not involving direct delivery of instruction are performed in addition to an employee's normal classroom responsibilities (e.g. curriculum writing, required staff development, assessment development), the District will set a per hour rate that is no less than the following formula:
 - a. BA Step 3 Rate/186 Contract Days/8 hours
 - c. The District may offer optional staff development during off-contract time. Optional staff development may be offered with or without a monetary incentive (or other incentive), as offered by the District, for the employee to participate;
 - d. When non-teaching duties are offered and accepted during non-contract days (e.g. painting, maintenance, moving furniture, configuration and set of computers, etc.), the rate of pay shall be at the sole discretion of the District; and
 - e. Supervision duties during the year shall be compensated according to the extra duty rate provided in Appendix B.

8. 403(b) PLANS – The District will cooperate with employees who choose to participate in an investment program under Internal Revenue Code Section 403(b) provided that the certificated employee executes a “Salary Reduction Agreement” provided by the District, and the vendor of the 403(b) Plan elected by the employee has entered in to a “Service Provider Agreement” with the District, thus holding the District harmless from any liability that may arise out of such 403(b) Plan, including, but not limited to, tax reporting, notices and income withholding.

LEAVE

1. Up to one half day of professional leave (per building & district-wide) will be granted to the Association to conduct association business for the organization each year. This will be 4.0 days for the 2024-2025 school year.

2. Twelve (12) days of sick leave (employee, children, spouse, parent and parent in-law, dependents within the employees care, and any individual for whom the employee holds a legally executed power of attorney related to healthcare decisions) per year, of which four (4) days are available as personal days. A prearranged personal day will not be charged to an employee in the event school is canceled on that day.

3. In the event an employee records sick leave as personal leave, personal leave will be limited to three (4) four per year. Except in a case of special circumstances, 24-hour notice will be given to individual building principals prior to the use of personal leave.
 - a. Personal leave shall not be granted on parent/teacher conference days except in cases of special circumstances, as approved by the building principal and superintendent.
 - b. Personal leave shall not be granted on professional development (in-service) days except in cases of special circumstances, as approved by the building principal and superintendent.
 - c. Personal leave may not be used the first three (3) student days at the beginning of the school calendar year, the three (3) student days prior to Winter Break and the five (5) student days prior to the end of the school year except in cases of special circumstances, as approved by the building principal and superintendent.
 - d. Personal leave is a subset of sick leave.

All requests for personal leave on restricted days must be made in writing to the superintendent of schools. All requests must be submitted to the superintendent of schools 24 hours in advance of the special circumstances. Special circumstances will be defined as an event of a personal nature occurring on a restricted contract day, that involves immediate family or could not have been anticipated or avoided.

The use of personal leave on restricted days may be granted in special circumstances under the following guidelines. Special circumstances may include, but are not limited to:

- Wedding of a child, sibling, or parent (may include travel time if the location of the wedding is more than 300 miles from Bennington).
- One day to move a child to higher education in their first year (may include travel time if the location of the College/University is more than 300 miles from Bennington).
- NSAA state sponsored contests in which Bennington is a participant (does not include MS or regular season, conference, or district contest).
- Family Awards Ceremony (i.e. graduation). Family is defined as a spouse, child, grandparent, grandchild, brother or sister, parent and parent in-law, or person in the same household as part of the family. This does not include company incentive trips.

Request for unpaid leave days will only be granted if all other days (either personal or sick) have been exhausted.

4. Any employee with five (5) or more years of full-time experience in the district who notified the Board by June 1st of their intentions not to return the following school year may request payment of 50% of the current daily substitute pay for all unused sick leave.
5. An employee who continues employment has the option of accumulating 10 unused sick days per year up to a maximum of 65 days or may be reimbursed for the current year unused sick leave up to a maximum of 10 days per year at 50% of the current daily substitute pay per day. An employee may not be paid for any unused sick leave under 30 accumulated days until separation from the district occurs.
6. **Bereavement**
 - a. Each employee may be granted up to five consecutive workdays immediately following the death of an immediate relative without loss of pay or reduction in sick leave. An "immediate relative" is defined as spouse, child, including the miscarriage of a child, parent, grandparent, grandchild, brother or sister, mother/father-in-law, or person in the same home as part of the family.
 - b. Death leave is not limited to five days in one year, but covers each death in the immediate family, that occurs during the year. The above-mentioned days are a minimum and extensions may be granted at the discretion of the superintendent.
 - c. An employee will be allowed to use two (2) accumulated sick leave days to attend the funeral of any other relative or friend.
 - d. A request for leave shall be made to the superintendent explaining the reason and anticipated length of absence. The above-mentioned days are a minimum and extensions may be granted at the discretion of the superintendent.

LEAVE OF ABSENCE

The District recognizes that the personal welfare and professional growth of its employees may require extended absences.

After a minimum of five years of employment in the Bennington Public Schools, an employee may apply to the Board of Education for Board approval for a one-year leave of absence for professional study, childcare, family responsibilities, travel, and approved special requests.

Leave of Absence requests will be considered on a first come, first serve basis with a maximum not to exceed one percent (1%) of the total certified teaching staff of the school system.

Requests for leaves must be submitted in writing to the Superintendent prior to March 1 for the next school year. Emergency requests for leaves requested after March 1 may be reviewed by the Board for consideration.

No salary or benefits will be paid by the district during the year of absence. If the employee wishes to continue with insurance this may be done at the employee's expense. Salary advancement will not include the one-year leave of absence.

A contractual agreement between the Bennington Board of Education and the individual teacher will be completed according to the following conditions:

- A. Employees accepting Leave of Absence will agree to return to employment in the system for at least one full year following Leave of Absence.
- B. All assignments are made on an annual basis by the Superintendent and an employee returning from a Leave of Absence shall be assigned as follows:
 - 1. Assigned to the former position previously held if it is in the best interest of education;
 - 2. If not, assigned to a comparable position.
- C. Requests for Leave of Absence shall be submitted on forms provided by the personnel office. Requests will only be granted if an adequate replacement can be obtained, and only for a period of one contract year.
- D. Leave of Absence cannot be utilized for gainful employment and will only be approved for the purpose stated at the time of application.

An employee who wishes to return from the leave shall notify the superintendent in writing by March 1. If no such notice is received by March 1, the employee is to have considered to have resigned.

SEVERABILITY

In the event that any provision of this Agreement, or any part thereof, is for any reason found by a court of competent jurisdiction to be in violation of State or Federal Constitutions, statutes, or regulations, or otherwise unenforceable, the remainder of this Agreement, and each other provision a part thereof, shall be and remain in full force and effect.

GRIEVANCE PROCEDURE

The purpose of this grievance procedure is to secure, at the lowest possible level, equitable solutions to the problems that may from time to time arise concerning the interpretation, application or meaning of the terms and conditions of employment in the School District. An underlying principle of the grievance

procedure is to ensure fair and equitable treatment to the District's employees while also maintaining District standards. All parties agree to work for the welfare of the school system and to strive to maintain good morale and courtesy among the parties.

A. Definitions

Grievance: Any claim or claims by an employee, a group of employees or the Association that there has been a violation, misinterpretation or misapplication of any terms and conditions of employment set forth in this Agreement and District policies.

Grievant: Employee, group of employees or the Association making the claim as provided in the paragraph above.

Days: Shall mean a standard 12-month calendar day(s) except weekends and school holidays. It is understood that during times when school is not in session, the timelines for decisions are subject to reasonable extension.

B. Association Representation

A grievant shall have the right to have Association representatives present to represent the grievant at each level of the grievance procedure. The Association shall be notified in writing of the issues and the settlement before any settlement becomes effective. The settlement shall not be inconsistent with the terms of this Agreement.

Nothing herein shall be construed as limiting the right of any employee to discuss their grievance informally with their immediate supervisor and having the grievance adjusted informally.

C. Grievance Meetings or Hearings

All meetings and hearings held under this procedure up to and including Step 2 shall be conducted in private and shall include only the administration's representatives, the grievant and the grievant's designated representatives. All parties shall have the right to record the proceedings of any hearing or meeting at all levels of the grievance procedure, providing notice of recording is given in advance to the other party. Hearings before the Board shall be open or closed, at the discretion of the grievant, subject to provisions of the Open Meetings Act and other applicable laws.

D. Group Grievances

In order to prevent the filing of a multiplicity of grievances on the same Grievance that covers a question common to a number of educators, it shall be processed as a single grievance commencing at the appropriate Step. Group grievances shall set forth thereon the names of the individual grievants or the group, and the title and specific assignments of the persons covered by the group grievance. The Association shall inform its members of the grievance and the implications of the grievance. The Association shall provide documentation of having provided such information upon request of the District.

E. Reprisals

No reprisals of any kind shall be taken against any employee who utilizes this grievance procedure for reason of having filed the grievance.

F. Withdrawal of a Grievance

An employee or the Association may withdraw their grievance at any level of the procedure without fear of reprisal from any party. In the event that the individual grievant chooses to withdraw their grievance without resolution, the Association will have 30 days to file a grievance on the same matter. Where the Association finds that the issues involved should be resolved, the Association may assume the grievance at the point discontinued by the original grievant and proceed through the remainder of the procedure.

G. Advanced Step Filing

The grievance shall be initially filed at the level where the decision resulting in the grievance was made.

H. Grievance Procedure

Informal Resolution. The parties believe that it is usually most desirable for an employee and their immediate supervisor to resolve problems through free and informal communications. When requested by the employee, a representative of the Association may assist in this informal resolution. However, when the grievance remains unresolved, then the grievance shall be processed as follows:

Step 1. The grievant shall present a written grievance to the employee's Principal within thirty (30) days of the event giving rise to the grievance.

A meeting with the Principal shall be held within five (5) days of the filing of the grievance. The Principal shall provide a written answer to the grievance within two (2) days of the meeting.

Step 2. If not resolved at Step 1, the grievant may appeal the Principal's decision by filing a written appeal with the Superintendent within five (5) days of receipt of the Principal's decision. The Superintendent and/or their designee shall arrange for a meeting with the grievant within five (5) days of receipt of the appeal. The Superintendent shall issue a written decision within five (5) days of the date of the meeting.

By-Passing Steps 1 or 2. The grievant may initiate and pursue the grievance through the process by excluding Step 1 and/or Step 2, by mutual agreement of the District, the grievant, and/or the Association.

Step 3. If not resolved at Step 2, the grievant may appeal the Superintendent's decision by filing with the Board president a written appeal within five (5) days of receipt of the Superintendent's decision. The Board president shall schedule a hearing on the grievance before the Board of Education within ten (10) days from the date the appeal is received. The hearing shall be held no later than thirty (30) days from receipt of the appeal. Each party shall have the right to call such witnesses as it deems necessary to develop facts pertinent to the grievance. The Board shall issue a written decision within five (5) days from the date of the hearing to both the grievant and the Association.

BENNINGTON SALARY SCHEDULE 2026-27

Column Step	BA	BA+9	BA+18	BA+27	BA+36	MA	MA+9	MA+18	MA+27	MA+36	MA+45/ 2xMA/Ed	EdD PhD
BASE:	\$39,275											
1	1.00	1.05	1.10	1.15	1.20	1.20	1.25	1.30	1.35	1.40	1.45	1.50
	39,275.00	41,238.75	43,202.50	45,166.25	47,130.00	47,130.00	49,093.75	51,057.50	53,021.25	54,985.00	56,948.75	58,912.50
2	1.04	1.09	1.14	1.19	1.24	1.24	1.29	1.34	1.39	1.44	1.49	1.54
	40,846.00	42,809.75	44,773.50	46,737.25	48,701.00	48,701.00	50,664.75	52,628.50	54,592.25	56,556.00	58,519.75	60,483.50
3	1.08	1.13	1.18	1.23	1.28	1.28	1.33	1.38	1.43	1.48	1.53	1.58
	42,417.00	44,380.75	46,344.50	48,308.25	50,272.00	50,272.00	52,235.75	54,199.50	56,163.25	58,127.00	60,090.75	62,054.50
4	1.12	1.17	1.22	1.27	1.32	1.32	1.37	1.42	1.47	1.52	1.57	1.62
	43,988.00	45,951.75	47,915.50	49,879.25	51,843.00	51,843.00	53,806.75	55,770.50	57,734.25	59,698.00	61,661.75	63,625.50
5	1.16	1.21	1.26	1.31	1.36	1.36	1.41	1.46	1.51	1.56	1.61	1.66
	45,559.00	47,522.75	49,486.50	51,450.25	53,414.00	53,414.00	55,377.75	57,341.50	59,305.25	61,269.00	63,232.75	65,196.50
6		1.25	1.30	1.35	1.40	1.40	1.45	1.50	1.55	1.60	1.65	1.70
		49,093.75	51,057.50	53,021.25	54,985.00	54,985.00	56,948.75	58,912.50	60,876.25	62,840.00	64,803.75	66,767.50
7		1.29	1.34	1.39	1.44	1.44	1.49	1.54	1.59	1.64	1.69	1.74
		50,664.75	52,628.50	54,592.25	56,556.00	56,556.00	58,519.75	60,483.50	62,447.25	64,411.00	66,374.75	68,338.50
8			1.38	1.43	1.48	1.48	1.53	1.58	1.63	1.68	1.73	1.78
			54,199.50	56,163.25	58,127.00	58,127.00	60,090.75	62,054.50	64,018.25	65,982.00	67,945.75	69,909.50
9			1.42	1.47	1.52	1.52	1.57	1.62	1.67	1.72	1.77	1.82
			55,770.50	57,734.25	59,698.00	59,698.00	61,661.75	63,625.50	65,589.25	67,553.00	69,516.75	71,480.50
10				1.51	1.56	1.56	1.61	1.66	1.71	1.76	1.81	1.86
				59,305.25	61,269.00	61,269.00	63,232.75	65,196.50	67,160.25	69,124.00	71,087.75	73,051.50
11				1.55	1.60	1.60	1.65	1.70	1.75	1.80	1.85	1.90
				60,876.25	62,840.00	62,840.00	64,803.75	66,767.50	68,731.25	70,695.00	72,658.75	74,622.50
12					1.64	1.64	1.69	1.74	1.79	1.84	1.89	1.94
					64,411.00	64,411.00	66,374.75	68,338.50	70,302.25	72,266.00	74,229.75	76,193.50
13					1.68	1.68	1.73	1.78	1.83	1.88	1.93	1.98
					65,982.00	65,982.00	67,945.75	69,909.50	71,873.25	73,837.00	75,800.75	77,764.50
14						1.72	1.77	1.82	1.87	1.92	1.97	2.02
						67,553.00	69,516.75	71,480.50	73,444.25	75,408.00	77,371.75	79,335.50
15						1.76	1.81	1.86	1.91	1.96	2.01	2.06
						69,124.00	71,087.75	73,051.50	75,015.25	76,979.00	78,942.75	80,906.50
16								1.90	1.95	2.00	2.05	2.10
								74,622.50	76,586.25	78,550.00	80,513.75	82,477.50
17								1.94	1.99	2.04	2.09	2.14
								76,193.50	78,157.25	80,121.00	82,084.75	84,048.50

EXTRA-CURRICULAR ACTIVITIES – PERCENTAGES ARE OF BA STEP 3

I. HS Head Baseball	HS Head Soccer - Girls'	HS Head Wrestling - Girls'								
HS Head Basketball - Boys'	HS Head Softball	HS Instrumental Music								
HS Head Basketball - Girls'	HS Head Track (2)	HS Athletic Trainer								
HS Head Football	HS Head Volleyball									
HS Head Soccer - Boys'	HS Head Wrestling - Boys'									
1st	2nd	3rd	4th	5th	6th	7th	8th	9th	10th	
11.0%	11.4%	11.9%	12.3%	12.8%	13.9%	15.1%	16.2%	17.4%	20.0%	
<hr/>										
II. HS Graduation Sponsor	HS Head Unified Bowling	HS Streaming Coordinator								
HS Head Cross Country	HS Head Unified Track	HS Strength & Cond Coord								
HS Head Golf - Boys'	HS Musical/Play	HS Vocal Music								
HS Head Golf - Girls'	HS One - Act	HS Yearbook/Newspaper								
HS Tennis - Boys'	HS Service Club									
HS Tennis - Girls'	HS Speech									
1st	2nd	3rd	4th	5th	6th	7th	8th	9th	10th	
7.5%	8.0%	8.5%	9.5%	10.0%	10.5%	11.0%	12.0%	12.5%	13.0%	
<hr/>										
III. HS Activity Aide (3)	HS Assistant Soccer - Girls' (2)	HS Head Dance Team Sponsor								
HS Assistant Baseball (6)	HS Assistant Softball (5)	HS Varsity Cheer Sponsor								
HS Assistant Basketball - Boys' (5)	HS Assistant Track (9)	MS Supervisor (2)								
HS Assistant Basketball - Girls' (3)	HS Assistant Volleyball (6)	Web Master								
HS Assistant Football (10)	HS Assistant Wrestling - Boys' (4)									
HS Assistant Soccer - Boys (2)	HS Assistant Wrestling - Girls' (2)									
1st	2nd	3rd	4th	5th	6th	7th	8th	9th	10th	
8.0%	8.3%	8.6%	9.0%	9.3%	9.6%	10.0%	10.3%	10.6%	11.0%	
<hr/>										
IV. HS Assistant Cross County (3)	HS Assistant Tennis - Girls' (2)	MS Head Basketball - Girls' (4)								
HS Assistant Dance Team	HS Assistant Unified Bowling	MS Head Cross Country (2)								
HS Assistant Golf - Boys'	HS Assistant Unified Track	MS Head Football (4)								
HS Assistant Golf - Girls'	HS Assistant Varsity Cheer	MS Head Track - Boys' (2)								
HS Assistant Musical	HS Head Wrestling Cheer Sponsor	MS Head Track - Girls' (2)								
HS Assistant One-Act	HS JV Cheer Sponsor	MS Head Volleyball (4)								
HS Assistant Speech	HS Musical Band Director	MS Head Wrestling - Boys' (2)								
HS Assistant Tennis - Boys'	MS Head Basketball - Boys' (4)	MS Head Wrestling - Girls' (2)								
1st	2nd	3rd	4th	5th	6th	7th	8th	9th	10th	
6.0%	6.2%	6.5%	6.7%	7.0%	7.2%	7.5%	7.7%	8.0%	8.2%	
<hr/>										
V. Academic Coach (18)	HS Junior Class Sponsor	MS Engineering Team (2)								
HS Assistant Marching Band	HS Percussion Marching Band	MS Yearbook (2)								
HS Department Chairperson (5)	HS Quiz Bowl	PST Chairperson (9)								
HS Engineering Team	HS Skills USA	School to Work								
HS FBLA	HS Student Senate (2)									
1st	2nd	3rd	4th	5th	6th	7th	8th	9th	10th	
4.0%	4.25%	4.5%	4.75%	5.0%	5.25%	5.5%	5.75%	6.0%	6.25%	

EXTRA-CURRICULAR ACTIVITIES – PERCENTAGES ARE OF BA STEP 3

VI. Elementary Gym Director (5)			MS Assistant Cross Country (2)			MS Assistant Volleyball (4)			
MS Assistant Basketball - Boys' (4)			MS Assistant Football (4)			MS Assistant Wrestling - Boys' (2)			
MS Assistant Basketball - Girls' (4)			MS Assistant Track (8)			MS Assistant Wrestling - Girls' (2)			
1st	2nd	3rd	4th	5th	6th	7th	8th	9th	10th
4.0%	4.2%	4.4%	4.6%	4.8%	5.0%	5.2%	5.4%	5.6%	5.8%

VII. Tier 1	Elementary Safety Patrol (5) Elementary Student Council (5) HS Assistant Skills USA HS Outdoor Club	HS Prism Club HS/MS Robotics Club (3) Intramural Coordinator (8) MS Student Senate (2)
Year 1-2	Year 3-4	Year 5+
3.0%	3.5%	4.0%

VII. Tier 2	Elementary Badger Singers (5) Elementary Reading Club (5) Elementary Walking Club (10) Elementary Web Coordinator (5) HS Web Coordinator	MS Cooking Club (2) MS Fitness Club (4) MS Jazz Band (2) MS Reading Club (2) MS Web Coordinator (2)
Year 1-2	Year 3-4	Year 5+
2.0%	2.5%	3.0%

VII. Tier 3	Elementary Art Club (5) Elementary Bus Duty (5) Elementary Chess Club (5) Elementary Drumming Club (5) Elementary Mentor (10) Elementary Science Club (5) Elementary Writing Club (5) HS Art Club HS Assistant Outdoor Club HS French Club HS Math Club HS Mentor (4) HS Multicultural Club	HS National Honors Society HS Science Club MS Art Club (2) MS Chess Club (2) MS Cross Supervision (2) MS Game Club (2) MS Math Club (2) MS Mentor (4) MS Multicultural Club (2) MS Science Club (2) MS Service Club (2) MS Writing Club (2)
	<i>*If currently assigned and in the first year, bumps to year 3-4 (1.5%) and remains until year 4. *If Mentoring - 1 Mentee 1% - 2 Mentees 1.5% - 3 Mentees 2%</i>	
Year 1-2	Year 3-4	Year 5+
1.0%	1.5%	2.0%

VII. Tier 4	HS Summer Weight Room Hours	28.0%
	HS Seasonal Weight Room Supervisor (3)	2.3%
	Summer Vocal Duty	10%
	Summer Instrumental Duty	10%

The Bennington Education Association and the Bennington Board of Education are pleased to share that teacher contract negotiations have been successfully completed. This agreement reflects a shared commitment to collaboration, professionalism, and the continued success of Bennington Public Schools.

Throughout the negotiation process, both groups engaged in open and respectful conversations with a clear focus on supporting students, staff, and the Bennington community. While the discussions addressed important and complex topics, the process remained grounded in cooperation and a desire to maintain strong working relationships.

The Bennington Board of Education values the important role educators play in our schools and appreciates the professionalism and advocacy demonstrated by the Bennington Education Association. In turn, the Association recognizes the Board's willingness to listen, collaborate, and work toward solutions that support both educators and the district's long-term goals.

This agreement represents more than the conclusion of negotiations. It reflects an ongoing partnership built on trust, respect, and shared responsibility for providing high-quality educational opportunities for all students. Both organizations look forward to continuing this work together in support of Bennington Public Schools.

Sincerely,

Allyson Slobotski
Board President
Bennington Board of Education

Denise Klaus, President
Julie Puck, BEA Chief Negotiator
Bennington Education Association

**CURRICULUM,
INSTRUCTION,
AND ASSESSMENT**

**GRADING SCALE
REPORT**

BENNINGTON PUBLIC SCHOOLS
February 2026

Considerations

Local and Regional Grading Scales

College Acceptance/Scholarship Attainment

Data Analysis

High Academic Standards

Recommendation

CURRENT GRADING SCALE

	Regular	Weighted
A+ = 100-99%	(4.0)	(5.0)
A = 98-95%	(4.0)	(5.0)
A- = 94-93%	(4.0)	(5.0)
B+ = 92-91%	(3.0)	(4.0)
B = 90-88%	(3.0)	(4.0)
B- = 87-86%	(3.0)	(4.0)
C+ = 85-84%	(2.0)	(3.0)
C = 83-79%	(2.0)	(3.0)
C- = 78-77%	(2.0)	(3.0)
D+ = 76-75%	(1.0)	(2.0)
D = 74-72%	(1.0)	(2.0)
D- = 71-70%	(1.0)	(2.0)
F = 69-0%	(0.0)	(0.0)

METRO AREA HIGH SCHOOLS

Metro Schools: 10 Point Grading Scale	Metro Schools: 7 Point Grading Scale
Bellevue	Bennington
DC West	Elkhorn
Papillion La Vista	
Westside	
Springfield-Platteview	
Gretna*	
Millard*	

COLLEGES/UNIVERSITIES

NEBRASKA POST-SECONDARY

BELLEVUE UNIVERSITY
CHADRON STATE COLLEGE
COLLEGE OF SAINT MARY
CONCORDIA UNIVERSITY
CREIGHTON UNIVERSITY
DOANE UNIVERSITY
HASTINGS COLLEGE
METROPOLITAN COMMUNITY COLLEGE
MIDLAND UNIVERSITY
NEBRASKA WESLEYAN UNIVERSITY
PERU STATE COLLEGE
SOUTHEAST COMMUNITY COLLEGE
UNIVERSITY OF NEBRASKA KEARNEY
UNIVERSITY OF NEBRASKA LINCOLN
UNIVERSITY OF NEBRASKA OMAHA
WAYNE STATE COLLEGE

OUT-OF-STATE POST-SECONDARY

NORTHWEST MISSOURI STATE
UNIVERSITY OF KANSAS
UNIVERSITY OF SOUTH DAKOTA
NORTHWESTERN COLLEGE
DORDT UNIVERSITY
IOWA STATE UNIVERSITY
UNIVERSITY OF IOWA
KANSAS STATE UNIVERSITY

University of Nebraska First-Year Applicants Should:

Have a 3.0 cumulative high school grade point average.
Or, score 20 or higher on the ACT, writing portion not required.
Or, score a total of 1040 or higher on the SAT Critical Reading and Math sections.
Or, rank in the top half of high school graduating class.

Note: You are not required to submit an ACT/SAT score to be considered for admission. While not required, we encourage all first-year applicants under the age of 23 to submit an official ACT/SAT score for full scholarship consideration. We will offer you the best scholarship award possible based on either your GPA alone or the combination of your GPA and highest composite ACT/SAT score.

DATA ANALYSIS

- LifeTrack Graduate Survey
- Perceptual Survey Results Spring 2025
- High School Staff
- Impact on Student GPA



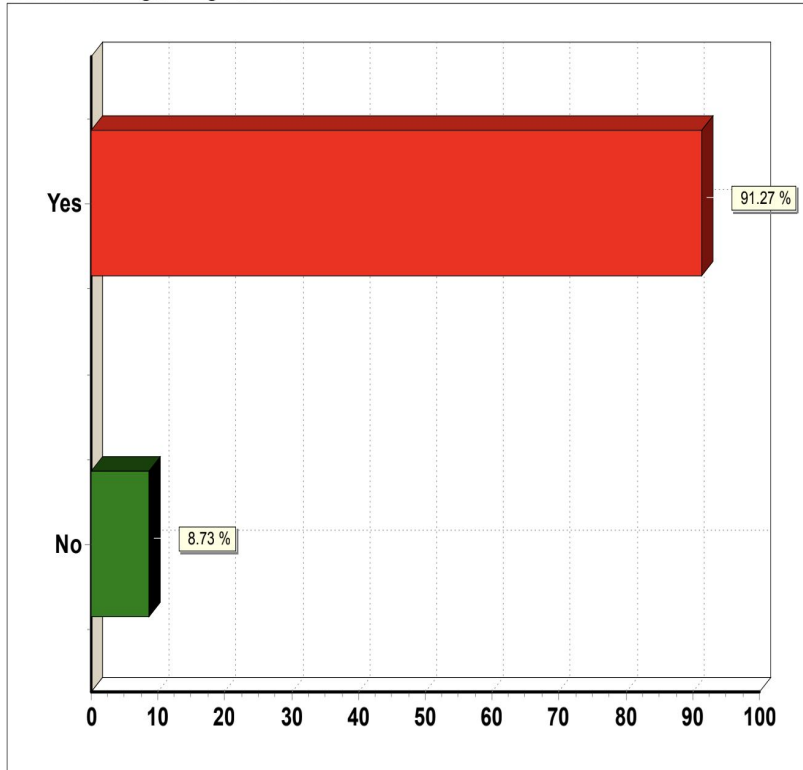
CONTINUED COGNITIVE RIGOR

Three Key Components of Cognitive Rigor

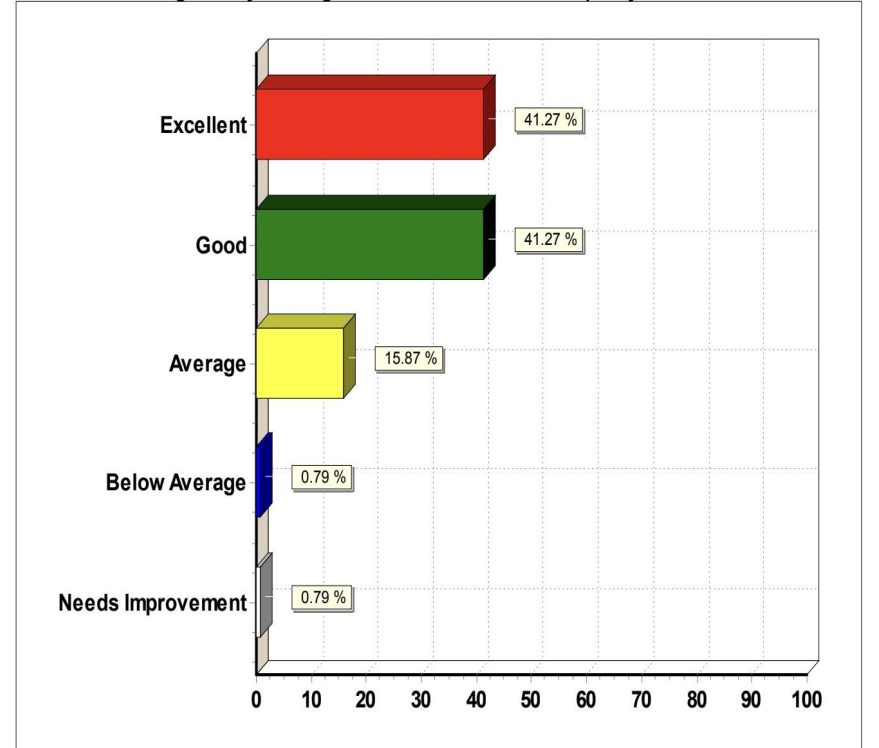
- Content [complex texts, concepts, & contexts]
- Cognitive engagement with the content [task demands and Depth of Knowledge]
- Scope or breadth of learning or assessment activity

LifeTrack 2025 Graduate Survey

7. Do you feel you generally received challenging subject matter in the courses you took at Bennington High School?



17. Your teachers generally held high standards and demanded quality work.



Parent Climate Survey 2025

Parent Surveys

What do you believe BPS is doing really well or suggestions for improvement?

- The grading structure is a mess...
- Serious consideration needs to be made to moving to the 10-point scale.
 - This was referenced in both middle and high school surveys, expressing concern that the current grading scale is out of step with other districts and may disadvantage students.
- Grading scale – not realistic to real life.
- The 7-point scale is stressful.
 - Multiple comments noted that the current scale creates unnecessary pressure, with parents asking for alignment to a 10-point scale like other districts.

Staff Climate Survey 2025

- While I believe we should hold kids to a high standard, we are putting students at a disadvantage when their GPA is affected by the current grading scale in comparison to other metro area school districts.
- Although I am not housed at BHS, I feel that changes should be made to the grading scale at the high school. By using a 10-point scale, students who are applying for college scholarships would be more competitive. Being that we no longer identify a valedictorian in each graduating class, students should be given more opportunities to be competitive when applying for post-secondary schools.
- Our grading scale (7pt scale) creates unnecessary anxiety and higher expectations that actually can hurt students and their GPAs. Barely any colleges go off of this scale, why are we expecting 3rd graders to?

Student Climate Survey 2025

- **What do you like least?**

- The 7 point grading scale is not fair at all and makes it hard to get good grades
- The grading scale makes it nearly impossible to get an A and it is really discouraging.
- I don't like how our GPA can drop drastically even if we only miss one or two things.
- You get a 92% and it's a B. That's not right.
- The grading scale does not accurately show how well I'm doing.
- Getting a 7/10 is a C—how does that make sense?
Grades are so stressful with the 7-point scale.

- **Suggestions**

- Middle School
 - Change the grading scale to 10 point.
 - Make the grading scale a 10 point scale like the high school.
 - Make the grading scale a 10 point scale instead of 7.
 - Change the grading scale to 10 point instead of 7.
- Bennington High School
 - Make the grading scale more forgiving (like 10-point).
 - Change grading scale to 10-point instead of 93/94 being an A.

Impact on Student GPA

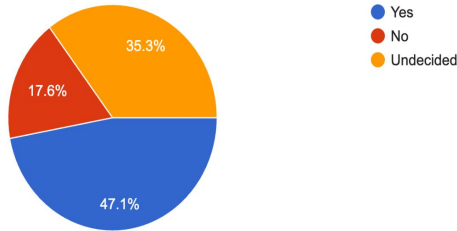
Class of 2024-25 Cumulative GPA (No Weighting)				
	GPA 7 Point Scale	Total Students (231)	GPA 10 Point Scale	Total Students (231)
>=3.5	49.80%	115	64.90%	150
>=3.0	21.20%	49	20.80%	48
>=2.5	17.30%	40	8.20%	19
>=2.0	6.10%	14	5.20%	12
<=1.99	5.60%	13	0.90%	2

- Students earning a 3.5 GPA or higher increased from 49.8% to 64.9% — a 15% gain (45 seniors).
- 15% of students (34 seniors) moved from below a 2.99 GPA to a 3.00 GPA or higher.
- The largest upward movement occurred among students who were previously in the 2.5–2.99 GPA range.
- The percentage of students with a GPA below 2.0 dropped from 5.6% (13 seniors) to 0.9% (2 seniors).

HS Staff & Student Grading Scale Input Fall 2025

Are you in favor of a transition to a 10-point grading scale?

17 responses



Principal's Advisory Committee

25 BHS students

- Behind in implementation
- Highly in support 10-point scale

Staff Comments on Moving to a 10-Point Grading Scale

Support for Change:

- Many favor adopting a 10-point scale to align with neighboring districts and college grading systems.
- Belief that it will make GPAs more competitive, increase scholarship opportunities, and reduce student stress.
- Seen as a clearer, more consistent, and college-aligned system that better prepares students for post-secondary expectations.

Concerns or Clarification for Change:

- Some feel the 7-point scale maintains higher rigor and better distinguishes achievement.
- A broader scale may inflate grades and decrease student motivation.
- Desire to ensure rigor and accountability remain if the change occurs.
- Clarification about how letter grades and GPA weighting would be structured under the new system.

Recommended 10-Point Grading Scale

	<u>Regular</u>	<u>Weighted</u>
A+ = 100-97%	(4.0)	(5.0)
A = 96-90%	(4.0)	(5.0)
B+ = 89-87%	(3.0)	(4.0)
B = 86-80%	(3.0)	(4.0)
C+ = 79-77%	(2.0)	(3.0)
C = 76-70%	(2.0)	(3.0)
D+ = 69-67%	(1.0)	(2.0)
D = 66-60%	(1.0)	(2.0)
F = 59-0%	(0.0)	(0.0)

10-Point Grading Scale Transition

- Transition to a 10-Point Scale fall of 2026
- Grades will reflect the 10-Point Scale moving forward
- Grades prior to fall 2026 will be calculated on the 7-Point Scale
- Communication to stakeholders in the spring of 2026
- High standards will be upheld through complexity of course content, high levels of cognitive engagement with the content, and rigorous learning or assessment activity
- AP courses will continue to be weighted

Consideration for Retroactively Changing Grades

- 1. Grading Scales Reflect Policies and Practices at the Time-** Retroactively changing grades would not accurately reflect the context, expectations, instructional practices, or standards aligned with the former grading scale.
- 2. Maintaining Historical Accuracy and Fairness-** Transcripts and records serve as official historical documents. Altering those records could undermine the integrity and accuracy of student achievement under the conditions that existed then or leading to misinterpretation of academic performance.
- 3. Operational Complexity and Risk-** Revising thousands of past grades would require extensive manual review, pose a risk of errors in permanent records, and demand considerable staff time and district resources.
- 4. Fairness Across Student Cohorts-** Applying the new scale retroactively could introduce inequity between graduation cohorts by not specifying a start and end date for the implementation of the new grading scale. In our visits and conversations with other districts, we found a consistent approach: none had retroactively changed grades from previous years.
- 5. Future-Focused Implementation-** Implementing the new grading scale moving forward allows the district to communicate clearly with students, families, and staff and ensure consistent expectations and support systems aligned with the updated practice.

Solution for Student Cohorts Impacted by the Change

Communicate through the student transcript that a change in the grading scale occurred which may have impacted the student's GPA during the transition.

Questions?

