

**BENNINGTON PUBLIC SCHOOLS
DOUGLAS COUNTY SCHOOL DISTRICT NO. 59
BOARD OF EDUCATION REGULAR MEETING
Monday, December 8, 2025 6:00 PM**

Mission Statement

"The mission of Bennington Public Schools is to provide educational opportunities in a safe, caring environment that will prepare all students to meet the challenges of the future."

- I. Call Meeting to Order
- II. Public Forum
- III. Consent Agenda (Note: Items on the consent agenda are considered routine and will be enacted under one motion. There will be no separate discussion of these items at the meeting unless a Board Member requests an item removed from the agenda for separate action.)
 - A. Approval of Agenda
 - B. Approval of Previous Minutes
 - C. Presentation of Bills for Approval and Payment
 - D. Personnel: Resignation(s) and Hiring of Personnel
- IV. Items Removed From the Consent Agenda for Separate Action
- V. Reports
 - A. Administrative Reports
 - B. Committee Report(s)
 - C. Coordinator Report
 - D. Spotlight Report
 - E. Lobbyist Report
- VI. Unfinished Business
- VII. New Business
 - A. Discuss, Consider, and Take Action on Curriculum and Personnel Proposals
 - B. Discuss, Consider, and Take Action on Bid Contracts for the Second High School Project
 - C. Discuss, Consider, and Take Action on District Purchases
 - D. Discuss, Consider, and Take Action on Technology Purchases
 - E. Discuss, Consider, and Take Action on Mechanical Service Contract
 - F. Discuss, Consider, and Take Action on Early Graduation Request
 - G. Review and Discuss Evaluation of the Superintendent
 - H. EXECUTIVE SESSION to Discuss Certificated Staff Negotiations
- VIII. Time and Date of Next Regular Meeting- January 12th – Regular Meeting at 6:00PM – Bennington District Office
- IX. Adjournment

NOTICE: COPY OF OPEN MEETINGS ACT: The Board of Education makes available at least one current copy of the Open Meetings Act posted in the meeting room at a location accessible to members of the public. The Act is posted on the wall of the Board room.

INSTRUCTIONS FOR THOSE WHO WISH TO SPEAK DURING PUBLIC FORUM: Getting Started: When it is your turn to speak during the public forum portion of the agenda, please come forward to the table situated immediately in front of the Board, sign your name and address on the sign-in sheet and state your name to the Board of Education. Time Limit: You may speak only one time and must limit comments to 5 minutes or less. Personnel or Student Topic: If you are planning to speak about a personnel or student matter involving an individual, please understand that our policies require that such concerns initially be directed to the administration for consideration. Board members will generally not respond to any questions you ask or comments you may make about individual staff members or students. You are cautioned that slanderous comments are not protected just because they are made at the Board meeting. General Rules: Please remember that this is a public meeting for the conduct of business of the Board of Education. Offensive language, personal attacks and hostile conduct will not be tolerated.

BY: BENNINGTON PUBLIC SCHOOLS

**BENNINGTON PUBLIC SCHOOLS
DOUGLAS COUNTY SCHOOL DISTRICT NO. 59
BOARD OF EDUCATION REGULAR MEETING
MONDAY, NOVEMBER 10, 2025 6:00PM
BENNINGTON DISTRICT BOARD ROOM**

Posting Information: Notice published in the Daily Record on 11/07/2025. Notice of meeting posted on the District website. Agendas posted at all Bennington Public School buildings three days prior to the meeting date.

Attendance Taken at 6:00 PM. Jeremy Dick: Present, Tim Dreessen: Present, Kara Neuverth: Absent, Joe Pick: Present, Steve Shannon: Present, Allyson Slobotski: Present.

I. Call Meeting to Order- President Allyson Slobotski called the meeting to order at 6:02 p.m. The Board of Education makes available at least one current copy of the Open Meetings Act posted in the meeting room at a location accessible to members of the public.

II. Public Forum- No one from the public was present to speak.

III. Consent Agenda (Note: Items on the consent agenda are considered routine and will be enacted under one motion. There will be no separate discussion of these items at the meeting unless a Board Member requests an item removed from the agenda for separate action.) A. Approval of Agenda B. Approval of Minutes of the Monday, October 13, 2025 - Regular Meeting C. Presentation of November Bills for Approval and Payment D. Personnel: Resignation(s) and Hiring of Personnel

MOTION PASSED: Motion to approve the consent agenda as presented, passed with a motion by Allyson Slobotski and a second by Tim Dreessen. Jeremy Dick: Yea, Tim Dreessen: Yea, Joe Pick: Yea, Steve Shannon: Yea, Allyson Slobotski: Yea

November 2025 Personnel Notes: **Certified Staff Hire:** Brian Sass- science teacher at Bennington High School, Camden White- special education teacher at Bennington South Middle School. **Classified Staff Hire:** Hilary Cemer- life skills paraprofessional at Bennington High School, Andrea Willnered- health paraprofessional at Anchor Pointe Elementary, Sherri Angermiller- four hour cook at Anchor Pointe Elementary. **Certified Staff Resignations:** Tara Mattson. **Classified Staff Resignations:** Julie Sanford, Lyle Brayton, Jeanette Chvala, Taylor Eurele, Franalyn Cruz, McKenzie Higgins, Jessica Mislivec.

IV. Items Removed From the Consent Agenda for Separate Action- No items were removed from the Consent Agenda.

V. Reports- Administrative Report: Elementary - Chad Boyes, Middle School - Renee Rucker, High School - Greg Lamberty, Student Services - Dan Bombeck, CIA - Shannon Thoendel, Operations - Matt Blomenkamp, Superintendent - Aaron Plas. Committee Report: Building/Finance, Curriculum. Coordinator – None. Spotlight - Athletic Trainers - Liz LaBombard & Alicia Simmons. Lobbyist - None

VI. Unfinished Business- None

VII. New Business

VII.A. Discuss, Consider, and Take Action on District Purchases- The Building/Finance Committee met on November 5th to discuss potential district purchase of a replacement bus.

MOTION PASSED: Motion to approve the purchase of a used bus from Truck Centers for \$99,850, passed with a motion by Allyson Slobotski and a second by Tim Dreessen. Jeremy Dick: Yea, Tim Dreessen: Yea, Joe Pick: Yea, Steve Shannon: Yea, Allyson Slobotski: Yea

VII.B. Discuss, Consider, and Take Action on Curriculum and Personnel Proposals- The Curriculum Committee met on November 6th to begin the process of determining which curriculum and personnel proposals to recommend for the 2026-27 school year. There were 50 proposals this year for consideration.

MOTION PASSED: Motion to accept the recommendations by the Curriculum Committee for 2026-27 curriculum and personnel proposal #1 as outlined in the November 6, 2025, Curriculum Committee Report and pending 2026-27 budget approval, passed with a motion by Steve Shannon and a second by Joe Pick. Jeremy Dick: Yea, Tim Dreessen: Yea, Joe Pick: Yea, Steve Shannon: Yea, Allyson Slobotski: Yea

VII.C. Review 2024-25 Audit Report- Eide Bailly has finished the audit of Bennington Public Schools for the fiscal year 2024-2025. Justin Hope was present to discuss some of the highlights of the audit.

VII.D. Discuss, Consider, and Take Action to Approve the Guaranteed Maximum Price by Hausmann Construction for the Second High School Project- In June of 2022, Bennington Public Schools entered into a Construction Manager at Risk (CM@R) contract with Hausmann Construction for the second high school project. Under this agreement, Hausmann partnered with the District during the design phase to provide cost estimates, scheduling guidance, and constructability reviews. Now that the design drawings are far enough along, Hausman Construction will offer the District a guaranteed maximum price to ensure construction does not exceed that amount. If it does, the cost would be the responsibility of Hausman Construction.

MOTION PASSED: Motion to approve the Guaranteed Maximum Price (GMP) of \$98,431,752 with Hausmann Construction for the second high school project and authorize the Superintendent to execute all related documents, passed with a motion by Allyson Slobotski and a second by Jeremy Dick. Jeremy Dick: Yea, Tim Dreessen: Yea, Joe Pick: Yea, Steve Shannon: Yea, Allyson Slobotski: Yea

VII.E. EXECUTIVE SESSION to Discuss Certificated Staff Negotiations- The Negotiations Committee met with the Bennington Education Association on November 5. During this meeting, the Association presented its initial offer.

MOTION PASSED: Motion to enter closed session at 6:48 PM for the purpose of holding a strategy session regarding collective bargaining as an executive session is clearly necessary for the protection of the public interest, passed with a motion by Allyson Slobotski and a second by Tim Dreessen. Jeremy Dick: Yea, Tim Dreessen: Yea, Joe Pick: Yea, Steve Shannon: Yea, Allyson Slobotski: Yea

The Board returned to Regular Session at 7:17 PM.

VIII. Time and Date of Next Regular Meeting- Regular Meeting: December 8th, 6:00PM -
District Office

IX. Adjournment- Motion by Allyson Slobotski to adjourn the meeting at 7:18 PM, seconded
by Joe Pick. All in Favor.

Jodi McCoy- Board of Education Recording Secretary

Fund: 01 GENERAL FUND CHECKING

<u>Account Number</u>	<u>Description</u>	<u>Revised Budget</u>	<u>During Month</u>	<u>To Date</u>	<u>% of Budget</u>	<u>Budget Balance</u>
01 1370	PRESCHOOL TUITION AND FEES	0.00	5,687.50	16,800.00	0.00	(16,800.00)
01 1410	TRANS REC FROM INDIVIDUALS - REG	0.00	43,844.70	47,209.40	0.00	(47,209.40)
01 1510	INTEREST ON INVESTMENTS	0.00	99.83	262.44	0.00	(262.44)
01 1911	LOCAL LICENSE FEES	0.00	900.00	900.00	0.00	(900.00)
01 1990	OTHER LOCAL RECEIPTS	0.00	2,097.29	2,097.29	0.00	(2,097.29)
Subtotal: LOCAL RECIEPTS		0.00	52,629.32	67,269.13	0.00	(67,269.13)
01 3110	STATE AID	0.00	0.00	2,815,840.46	0.00	(2,815,840.46)
01 3535	PAYMENTS FOR HIGH ABLILITY LEARNERS	0.00	0.00	33,133.00	0.00	(33,133.00)
01 3551	CAREER EDUCATION	0.00	8,132.00	8,132.00	0.00	(8,132.00)
Subtotal: 3000		0.00	8,132.00	2,857,105.46	0.00	(2,857,105.46)
01 4505	TITLE I, PART A ESSA IMP BASIC PROG	0.00	205,349.00	205,349.00	0.00	(205,349.00)
01 4509	TITLE II, PART A ESSA EFFECT INSTRUCTION	0.00	32,724.00	32,724.00	0.00	(32,724.00)
01 4709	MEDICAID ADMINSTRATIVE ACTIVITIES	0.00	3,816.92	4,940.46	0.00	(4,940.46)
01 4969	TITLE IV, PART A	0.00	15,415.00	15,415.00	0.00	(15,415.00)
Subtotal: 4000		0.00	257,304.92	258,428.46	0.00	(258,428.46)
01 5301	INSURANCE ADJUSTMENTS	0.00	1,366.09	1,366.09	0.00	(1,366.09)
Subtotal: 5000		0.00	1,366.09	1,366.09	0.00	(1,366.09)
Fund Total:		0.00	319,432.33	3,184,169.14	0.00	(3,184,169.14)

Fund: 02 NUTRITION SERVICES

<u>Account Number</u>	<u>Description</u>	<u>Revised Budget</u>	<u>During Month</u>	<u>To Date</u>	<u>% of Budget</u>	<u>Budget Balance</u>
02 1510	INTEREST ON INVESTMENTS	0.00	76.78	248.63	0.00	(248.63)
02 1620	DAILY SALES - NON-REIMB PROGRAMS	0.00	184,785.50	581,594.68	0.00	(581,594.68)
02 1990	MISCELLANEOUS LOCAL RECEIPTS	0.00	3,037.46	3,372.67	0.00	(3,372.67)
Subtotal: LOCAL RECIEPTS		0.00	187,899.74	585,215.98	0.00	(585,215.98)
02 3150	STATE REIMBURSEMENT(OF NUTRITION PROG)	0.00	0.00	3,605.47	0.00	(3,605.47)
Subtotal: 3000		0.00	0.00	3,605.47	0.00	(3,605.47)
02 4210	FEDERAL REIMBURSEMENT(OF NUTRIT PRGMS)	0.00	68,701.85	177,312.86	0.00	(177,312.86)
Subtotal: 4000		0.00	68,701.85	177,312.86	0.00	(177,312.86)
Fund Total:		0.00	256,601.59	766,134.31	0.00	(766,134.31)

Fund: 03 DEPRECIATION

<u>Account Number</u>	<u>Description</u>	<u>Revised Budget</u>	<u>During Month</u>	<u>To Date</u>	<u>% of Budget</u>	<u>Budget Balance</u>
03 1510	INTEREST ON INVESTMENTS	0.00	42.21	1,014.22	0.00	(1,014.22)
Subtotal: LOCAL RECIEPTS		0.00	42.21	1,014.22	0.00	(1,014.22)
Fund Total:		0.00	42.21	1,014.22	0.00	(1,014.22)

Fund: 04 SPECIAL BUILDING FUND - SAVINGS

<u>Account Number</u>	<u>Description</u>	<u>Revised Budget</u>	<u>During Month</u>	<u>To Date</u>	<u>% of Budget</u>	<u>Budget Balance</u>
04 1100	TAXES	0.00	452.31	24,538.17	0.00	(24,538.17)
04 1510	INTEREST ON INVESTMENTS	0.00	175.90	269.34	0.00	(269.34)
Subtotal: LOCAL RECIEPTS		0.00	628.21	24,807.51	0.00	(24,807.51)
04 5690	OTHER NON-REVENUE RECEIPTS	0.00	0.00	17,906.63	0.00	(17,906.63)
Subtotal: 5000		0.00	0.00	17,906.63	0.00	(17,906.63)
Fund Total:		0.00	628.21	42,714.14	0.00	(42,714.14)

Fund: 05 UNEMPLOYMENT - SAVINGS

<u>Account Number</u>	<u>Description</u>	<u>Revised Budget</u>	<u>During Month</u>	<u>To Date</u>	<u>% of Budget</u>	<u>Budget Balance</u>
05 1510	INTEREST ON INVESTMENTS	0.00	1.15	3.92	0.00	(3.92)
Subtotal: LOCAL RECIEPTS		0.00	1.15	3.92	0.00	(3.92)
Fund Total:		0.00	1.15	3.92	0.00	(3.92)

Fund: 06 GENERAL - SAVINGS

<u>Account Number</u>	<u>Description</u>	<u>Revised Budget</u>	<u>During Month</u>	<u>To Date</u>	<u>% of Budget</u>	<u>Budget Balance</u>
06 1100	TAXES	0.00	308,033.84	2,195,633.13	0.00	(2,195,633.13)
06 1510	INTEREST ON INVESTMENTS	0.00	297.47	2,058.81	0.00	(2,058.81)
Subtotal: LOCAL RECIEPTS		0.00	308,331.31	2,197,691.94	0.00	(2,197,691.94)
Fund Total:		0.00	308,331.31	2,197,691.94	0.00	(2,197,691.94)

Fund: 13 SPECIAL BUILDING FUND - CHECKING

<u>Account Number</u>	<u>Description</u>	<u>Revised Budget</u>	<u>During Month</u>	<u>To Date</u>	<u>% of Budget</u>	<u>Budget Balance</u>
13 1510	INTEREST ON INVESTMENTS	0.00	9.04	55.84	0.00	(55.84)
Subtotal: LOCAL RECIEPTS		0.00	9.04	55.84	0.00	(55.84)
13 5690	OTHER NON-REVENUE RECEIPTS	0.00	0.00	0.00	0.00	0.00
Subtotal: 5000		0.00	0.00	0.00	0.00	0.00
Fund Total:		0.00	9.04	55.84	0.00	(55.84)

Fund: 14 BUILDING FUND - NLAF

<u>Account Number</u>	<u>Description</u>	<u>Revised Budget</u>	<u>During Month</u>	<u>To Date</u>	<u>% of Budget</u>	<u>Budget Balance</u>
14 1510	Interest on Investments	0.00	27,213.74	97,167.49	0.00	(97,167.49)
Subtotal: LOCAL RECIEPTS		0.00	27,213.74	97,167.49	0.00	(97,167.49)
Fund Total:		0.00	27,213.74	97,167.49	0.00	(97,167.49)

Fund: 16 QSC BONDS -SAVINGS

<u>Account Number</u>	<u>Description</u>	<u>Revised Budget</u>	<u>During Month</u>	<u>To Date</u>	<u>% of Budget</u>	<u>Budget Balance</u>
16 1100	TAXES	0.00	0.00	1.89	0.00	(1.89)
16 1510	Interest on Investments	0.00	2.36	7.66	0.00	(7.66)
Subtotal: LOCAL RECIEPTS		0.00	2.36	9.55	0.00	(9.55)
Fund Total:		0.00	2.36	9.55	0.00	(9.55)

Fund: 18 GENERAL FUND CDARS

<u>Account Number</u>	<u>Description</u>	<u>Revised Budget</u>	<u>During Month</u>	<u>To Date</u>	<u>% of Budget</u>	<u>Budget Balance</u>
18 1510	Interest on Investments	0.00	17,914.91	77,176.95	0.00	(77,176.95)
Subtotal: LOCAL RECIEPTS		0.00	17,914.91	77,176.95	0.00	(77,176.95)
Fund Total:		0.00	17,914.91	77,176.95	0.00	(77,176.95)

Fund: 19 BUILDING FUND CDARS

<u>Account Number</u>	<u>Description</u>	<u>Revised Budget</u>	<u>During Month</u>	<u>To Date</u>	<u>% of Budget</u>	<u>Budget Balance</u>
19 1510	Interest on Investments	0.00	1,097.46	3,880.22	0.00	(3,880.22)
Subtotal: LOCAL RECIEPTS		0.00	1,097.46	3,880.22	0.00	(3,880.22)
Fund Total:		0.00	1,097.46	3,880.22	0.00	(3,880.22)

Fund: 20 DEPRECIATION CDARS

<u>Account Number</u>	<u>Description</u>	<u>Revised Budget</u>	<u>During Month</u>	<u>To Date</u>	<u>% of Budget</u>	<u>Budget Balance</u>
20 1510	Interest on Investments	0.00	15,032.09	45,257.11	0.00	(45,257.11)
Subtotal: LOCAL RECIEPTS		0.00	15,032.09	45,257.11	0.00	(45,257.11)
Fund Total:		0.00	15,032.09	45,257.11	0.00	(45,257.11)

Fund: 21 ACTIVITY FUND

<u>Account Number</u>	<u>Description</u>	<u>Revised Budget</u>	<u>During Month</u>	<u>To Date</u>	<u>% of Budget</u>	<u>Budget Balance</u>
21 1710 1510	Interest on Investments	0.00	51.99	165.33	0.00	(165.33)
21 1990 0100	BHS Athletics	0.00	(3,319.50)	(52,239.56)	0.00	52,239.56
21 1990 0101	BMS Athletics	0.00	0.00	9,500.00	0.00	(9,500.00)
21 1990 0102	BSMS Athletics	0.00	302.00	11,082.52	0.00	(11,082.52)
21 1990 0105	BHS Football	0.00	8,571.00	35,837.00	0.00	(35,837.00)
21 1990 0110	BMS Football	0.00	0.00	702.00	0.00	(702.00)
21 1990 0111	BHS Varsity Track	0.00	365.05	1,549.05	0.00	(1,549.05)
21 1990 0113	BHS Athletic Training	0.00	789.87	7,789.87	0.00	(7,789.87)
21 1990 0114	BHS Uniforms	0.00	0.00	13,000.00	0.00	(13,000.00)
21 1990 0115	BHS Volleyball	0.00	1,098.00	12,184.00	0.00	(12,184.00)
21 1990 0116	BHS Lodging/Meals	0.00	0.00	10,000.00	0.00	(10,000.00)
21 1990 0117	BHS Dues/Fees	0.00	0.00	5.00	0.00	(5.00)
21 1990 0118	BHS Cross Country Club	0.00	36.00	8,674.00	0.00	(8,674.00)

Fund: 21 ACTIVITY FUND

<u>Account Number</u>	<u>Description</u>	<u>Revised Budget</u>	<u>During Month</u>	<u>To Date</u>	<u>% of Budget</u>	<u>Budget Balance</u>
21 1990 0120	BMS Volleyball	0.00	0.00	1,640.00	0.00	(1,640.00)
21 1990 0121	BSMS Football	0.00	0.00	1,944.75	0.00	(1,944.75)
21 1990 0123	BSMS Volleyball	0.00	0.00	2,457.00	0.00	(2,457.00)
21 1990 0124	BSMS Boys' Basketball	0.00	964.00	2,354.00	0.00	(2,354.00)
21 1990 0130	BMS Boys' Basketball	0.00	1,188.00	1,549.00	0.00	(1,549.00)
21 1990 0131	BHS Unified Track & Field	0.00	0.00	300.00	0.00	(300.00)
21 1990 0135	BHS Girls' Basketball	0.00	1,600.00	1,600.00	0.00	(1,600.00)
21 1990 0141	BHS Baseball Club	0.00	0.00	1,000.00	0.00	(1,000.00)
21 1990 0142	BHS Volleyball Club	0.00	0.00	(2,751.00)	0.00	2,751.00
21 1990 0145	BHS Cross Country	0.00	533.60	2,273.60	0.00	(2,273.60)
21 1990 0146	BMS Cross Country	0.00	150.00	800.00	0.00	(800.00)
21 1990 0150	BHS Boys' Golf	0.00	0.00	3,000.00	0.00	(3,000.00)
21 1990 0151	BHS Softball Club	0.00	0.00	213.00	0.00	(213.00)
21 1990 0153	BHS Boys' Soccer Fundraising	0.00	1,003.38	1,139.78	0.00	(1,139.78)
21 1990 0155	BHS Girls' Golf	0.00	215.00	7,230.00	0.00	(7,230.00)
21 1990 0156	BHS Girls' Tennis	0.00	0.00	1,000.00	0.00	(1,000.00)
21 1990 0180	BHS Wrestling	0.00	0.00	3,500.00	0.00	(3,500.00)
21 1990 0185	BMS Wrestling	0.00	481.00	481.00	0.00	(481.00)
21 1990 0190	BHS Girls' Softball	0.00	479.00	3,496.00	0.00	(3,496.00)
21 1990 0191	BHS Unified Bowling	0.00	300.00	600.00	0.00	(600.00)
21 1990 0193	BHS Girls' Golf Club	0.00	0.00	155.00	0.00	(155.00)
21 1990 0195	BHS Track Club	0.00	0.00	433.00	0.00	(433.00)
21 1990 0196	BHS Football Club	0.00	0.00	825.00	0.00	(825.00)
21 1990 0200	BHS Band	0.00	225.00	11,490.00	0.00	(11,490.00)
21 1990 0221	AP Band Resale	0.00	166.00	663.00	0.00	(663.00)
21 1990 0300	BHS Dance Team	0.00	4,515.00	27,047.00	0.00	(27,047.00)
21 1990 0355	BHS Varsity Cheerleading	0.00	255.00	11,181.07	0.00	(11,181.07)
21 1990 0450	BHS Skills USA/VICA	0.00	0.00	200.00	0.00	(200.00)
21 1990 0550	BE Miscellaneous	0.00	0.00	315.94	0.00	(315.94)
21 1990 0557	PC Miscellaneous	0.00	1,020.59	2,099.78	0.00	(2,099.78)
21 1990 0559	DIST Washington DC Trip	0.00	1,104.00	1,104.00	0.00	(1,104.00)
21 1990 0560	HE Miscellaneous	0.00	0.00	192.15	0.00	(192.15)
21 1990 0561	AP Miscellaneous	0.00	0.00	181.50	0.00	(181.50)
21 1990 0567	SE Miscellaneous	0.00	0.00	156.50	0.00	(156.50)
21 1990 0590	BE Student Council	0.00	586.31	586.31	0.00	(586.31)
21 1990 0600	BHS FBLA	0.00	724.66	3,134.66	0.00	(3,134.66)
21 1990 0651	BHS Play Production	0.00	1,426.00	2,426.00	0.00	(2,426.00)
21 1990 0652	BHS Speech	0.00	116.00	116.00	0.00	(116.00)
21 1990 0720	BHS French	0.00	271.30	271.30	0.00	(271.30)
21 1990 0750	BHS Journalism	0.00	0.00	65.00	0.00	(65.00)
21 1990 0800	BHS Miscellaneous	0.00	680.52	13,401.92	0.00	(13,401.92)
21 1990 0802	BHS Quiz Bowl	0.00	983.70	1,563.70	0.00	(1,563.70)
21 1990 0805	BHS Boys' Youth Basketball	0.00	146.18	146.18	0.00	(146.18)
21 1990 0825	BHS Youth Girls' Basketball	0.00	103.95	103.95	0.00	(103.95)
21 1990 0845	BMS Yearbook	0.00	0.00	100.00	0.00	(100.00)
21 1990 0846	BSMS Yearbook	0.00	0.00	10.00	0.00	(10.00)
21 1990 0880	DIST Facilities Use	0.00	16,500.00	23,880.54	0.00	(23,880.54)
21 1990 0890	BHS Student Senate	0.00	0.00	6,090.00	0.00	(6,090.00)
21 1990 0892	BMS Cooking Club	0.00	0.00	1,960.00	0.00	(1,960.00)
21 1990 0893	BMS Miscellaneous	0.00	0.00	199.06	0.00	(199.06)
21 1990 0894	BSMS Student Senate	0.00	0.00	891.96	0.00	(891.96)
21 1990 0895	BSMS Cooking Club	0.00	0.00	(270.00)	0.00	270.00
21 1990 0896	BSMS Miscellaneous	0.00	0.00	157.80	0.00	(157.80)
21 1990 0916	BMS Music Resale	0.00	0.00	138.00	0.00	(138.00)
21 1990 0917	BSMS Music Resale	0.00	38.00	254.00	0.00	(254.00)
21 1990 0952	BHS Art Lab	0.00	1,000.00	1,000.00	0.00	(1,000.00)

Fund: 21 ACTIVITY FUND

<u>Account Number</u>	<u>Description</u>	<u>Revised Budget</u>	<u>During Month</u>	<u>To Date</u>	<u>% of Budget</u>	<u>Budget Balance</u>
21 1990 0955	BHS Shop	0.00	15.00	485.00	0.00	(485.00)
21 1990 0971	PC Library	0.00	35.45	1,777.62	0.00	(1,777.62)
21 1990 0972	SE Library	0.00	18.28	41.28	0.00	(41.28)
21 1990 0975	BE Library	0.00	740.00	1,789.32	0.00	(1,789.32)
21 1990 0976	AP Library	0.00	7.23	644.30	0.00	(644.30)
21 1990 0995	HE Library	0.00	75.08	736.51	0.00	(736.51)
21 1990 0996	BMS Library	0.00	0.00	657.00	0.00	(657.00)
21 1990 0997	BSMS Library	0.00	0.00	834.95	0.00	(834.95)
Subtotal: LOCAL RECIEPTS		0.00	45,561.64	211,312.64	0.00	(211,312.64)
Fund Total:		0.00	45,561.64	211,312.64	0.00	(211,312.64)

Fund: 22 STUDENT FEE FUND

<u>Account Number</u>	<u>Description</u>	<u>Revised Budget</u>	<u>During Month</u>	<u>To Date</u>	<u>% of Budget</u>	<u>Budget Balance</u>
22 1741 5100	Cooperative Loss	0.00	1,032.25	3,732.45	0.00	(3,732.45)
Subtotal: LOCAL RECIEPTS		0.00	1,032.25	3,732.45	0.00	(3,732.45)
Fund Total:		0.00	1,032.25	3,732.45	0.00	(3,732.45)

Fund: 24 QSC BONDS CDARS

<u>Account Number</u>	<u>Description</u>	<u>Revised Budget</u>	<u>During Month</u>	<u>To Date</u>	<u>% of Budget</u>	<u>Budget Balance</u>
24 1510	Interest on Investments	0.00	1,893.23	5,960.18	0.00	(5,960.18)
Subtotal: LOCAL RECIEPTS		0.00	1,893.23	5,960.18	0.00	(5,960.18)
Fund Total:		0.00	1,893.23	5,960.18	0.00	(5,960.18)

Fund: 25 BOND FUND

<u>Account Number</u>	<u>Description</u>	<u>Revised Budget</u>	<u>During Month</u>	<u>To Date</u>	<u>% of Budget</u>	<u>Budget Balance</u>
25 1100	Local Property Taxes	0.00	34,676.40	812,785.94	0.00	(812,785.94)
25 1510	Interest on Investments	0.00	32,634.07	105,125.03	0.00	(105,125.03)
Subtotal: LOCAL RECIEPTS		0.00	67,310.47	917,910.97	0.00	(917,910.97)
Fund Total:		0.00	67,310.47	917,910.97	0.00	(917,910.97)

Fund: 27 UNEMPLOYMENT CDARS

<u>Account Number</u>	<u>Description</u>	<u>Revised Budget</u>	<u>During Month</u>	<u>To Date</u>	<u>% of Budget</u>	<u>Budget Balance</u>
27 1510	Interest on Investments	0.00	851.42	2,680.39	0.00	(2,680.39)
Subtotal: LOCAL RECIEPTS		0.00	851.42	2,680.39	0.00	(2,680.39)
Fund Total:		0.00	851.42	2,680.39	0.00	(2,680.39)

	<u>Revised Budget</u>	<u>During Month</u>	<u>To Date</u>	<u>% of Budget</u>	<u>Budget Balance</u>
Grand Total:	0.00	1,062,955.41	7,556,871.46	0.00	(7,556,871.46)

Account Number	Account Description	Revised Budget	Expended During Month	Expenditures to Date	% of Budget	Balance at EOM	P/ O Outstanding	Unencumbered Balance
01	GENERAL FUND CHECKING							
1100	REGULAR INSTRUCTIONAL PROGRAMS							
01 1100 110 000	REG INSTR - SALARIES NON-INSTR DIST	45,066.00	3,658.52	10,508.94	23.32	34,557.06	0.00	34,557.06
01 1100 111 000	REG INSTR - SALARIES TEACHERS DIST	264,099.00	13,370.26	40,110.78	15.19	223,988.22	0.00	223,988.22
01 1100 111 001	REG INSTR - SALARIES TEACHERS BHS	4,082,548.00	309,977.53	971,563.32	23.80	3,110,984.68	0.00	3,110,984.68
01 1100 111 002	REG INSTR - SALARIES TEACHERS BE	1,336,533.00	104,610.98	313,832.94	23.48	1,022,700.06	0.00	1,022,700.06
01 1100 111 003	REG INSTR - SALARIES TEACHERS PC	2,254,739.00	173,216.39	519,649.17	23.05	1,735,089.83	0.00	1,735,089.83
01 1100 111 004	REG INSTR - SALARIES TEACHERS HE	1,710,860.00	118,523.34	403,509.80	23.59	1,307,350.20	0.00	1,307,350.20
01 1100 111 005	REG INSTR - SALARIES TEACHERS BMS	2,255,382.00	170,409.17	511,227.51	22.67	1,744,154.49	0.00	1,744,154.49
01 1100 111 006	REG INSTR - SALARIES TEACHERS AP	1,684,058.00	150,903.33	452,709.99	26.88	1,231,348.01	0.00	1,231,348.01
01 1100 111 007	REG INSTR - SALARIES TEACHERS SE	1,653,289.00	130,480.25	391,440.75	23.68	1,261,848.25	0.00	1,261,848.25
01 1100 111 008	REG INSTR - SALARIES TEACHERS BSMS	2,683,867.00	213,982.07	640,620.89	23.87	2,043,246.11	0.00	2,043,246.11
01 1100 112 001	REG INSTR - SALARIES INSTR AIDES BHS	22,943.00	3,116.36	7,468.82	32.55	15,474.18	0.00	15,474.18
01 1100 112 002	REG INSTR - SALARIES INSTR AIDES BE	0.00	0.00	0.00	0.00	0.00	0.00	0.00
01 1100 112 003	REG INSTR - SALARIES INSTR AIDES PC	0.00	0.00	0.00	0.00	0.00	0.00	0.00
01 1100 112 004	REG INSTR - SALARIES INSTR AIDES HE	0.00	0.00	0.00	0.00	0.00	0.00	0.00
01 1100 112 005	REG INSTR - SALARIES INSTR AIDES BMS	0.00	0.00	0.00	0.00	0.00	0.00	0.00
01 1100 112 006	REG INSTR - SALARIES INSTR AIDES AP	0.00	0.00	0.00	0.00	0.00	0.00	0.00
01 1100 112 007	REG INSTR - SALARIES INSTR AIDES SE	0.00	0.00	0.00	0.00	0.00	0.00	0.00
01 1100 112 008	REG INSTR - SALARIES INSTR AIDES BSMS	0.00	0.00	0.00	0.00	0.00	0.00	0.00
01 1100 120 001	REG INSTR - SUBS NON-INSTR BHS	7,829.00	1,014.65	2,029.30	25.92	5,799.70	0.00	5,799.70
01 1100 120 005	REG INSTR - SUBS NON-INSTR BMS	108.00	1,561.00	1,561.00	1,445.37	(1,453.00)	0.00	(1,453.00)
01 1100 120 008	SUBS NON-INSTR BSMS	0.00	0.00	0.00	0.00	0.00	0.00	0.00
01 1100 122 001	REG INSTR - SUB AIDES/ASST HS	632.00	0.00	0.00	0.00	632.00	0.00	632.00
01 1100 122 002	REG INSTR - SUB AIDES/ASST BE	275.00	0.00	79.92	29.06	195.08	0.00	195.08
01 1100 122 003	REG INSTR - SUB AIDES/ASST PC	0.00	0.00	0.00	0.00	0.00	0.00	0.00
01 1100 122 004	REG INSTR - SUB AIDES/ASST HE	0.00	0.00	0.00	0.00	0.00	0.00	0.00
01 1100 122 005	REG INSTR - SUB AIDES/ASST BMS	1,343.00	0.00	0.00	0.00	1,343.00	0.00	1,343.00
01 1100 122 006	REG INSTR - SUB AIDES/ASST AP	150.00	0.00	0.00	0.00	150.00	0.00	150.00
01 1100 122 007	REG INSTR - SUB AIDES/ASST SE	0.00	0.00	0.00	0.00	0.00	0.00	0.00
01 1100 122 008	REG INSTR - SUB AIDES/ASST BSMS	1,922.00	0.00	0.00	0.00	1,922.00	0.00	1,922.00
01 1100 123 000	REG INSTR - SUB TEACHERS DIST	0.00	0.00	0.00	0.00	0.00	0.00	0.00
01 1100 123 001	REG INSTR - SUB TEACHERS BHS	133,608.00	17,917.50	32,617.50	24.41	100,990.50	0.00	100,990.50
01 1100 123 002	REG INSTR - SUB TEACHERS BE	69,609.00	8,277.50	18,605.00	26.73	51,004.00	0.00	51,004.00
01 1100 123 003	REG INSTR - SUB TEACHERS PC	76,540.00	6,037.50	13,650.00	17.83	62,890.00	0.00	62,890.00
01 1100 123 004	REG INSTR - SUB TEACHERS HE	63,618.00	10,070.00	18,820.00	29.58	44,798.00	0.00	44,798.00
01 1100 123 005	REG INSTR - SUB TEACHERS BMS	67,148.00	8,137.50	18,812.50	28.02	48,335.50	0.00	48,335.50
01 1100 123 006	REG INSTR - SUB TEACHERS AP	69,088.00	6,212.50	14,087.50	20.39	55,000.50	0.00	55,000.50
01 1100 123 007	REG INSTR - SUB TEACHERS SE	60,138.00	5,862.50	14,087.50	23.43	46,050.50	0.00	46,050.50
01 1100 123 008	REG INSTR - SUB TEACHERS BSMS	91,680.00	7,875.00	20,580.00	22.45	71,100.00	0.00	71,100.00
01 1100 130 000	REG INSTR - OT SALARIES NON-INSTR DIST	8,903.00	1,113.16	2,622.60	29.46	6,280.40	0.00	6,280.40
01 1100 130 001	REG INSTR - OT SALARIES NON-INSTR BHS	0.00	0.00	0.00	0.00	0.00	0.00	0.00
01 1100 132 001	REG INSTR - OT SALARIES AIDES BHS	510.00	0.00	0.00	0.00	510.00	0.00	510.00
01 1100 132 002	REG INSTR - OT SALARIES INSTR AIDES BE	0.00	0.00	0.00	0.00	0.00	0.00	0.00
01 1100 132 003	REG INSTR - OT SALARIES INSTR AIDES PC	0.00	0.00	0.00	0.00	0.00	0.00	0.00
01 1100 132 004	REG INSTR - OT SALARIES INSTR AIDES HE	0.00	0.00	0.00	0.00	0.00	0.00	0.00
01 1100 132 006	REG INSTR - OT SALARIES INSTR AIDES AP	0.00	0.00	0.00	0.00	0.00	0.00	0.00
01 1100 132 007	REG INSTR - OT SALARIES INSTR AIDES SE	0.00	0.00	0.00	0.00	0.00	0.00	0.00
01 1100 132 008	REG INSTR - OT SALARIES INSTR AIDES BSMS	0.00	0.00	0.00	0.00	0.00	0.00	0.00
01 1100 150 000	REG INSTR - ADD'L COMP NON-INSTR DIST	0.00	7.26	21.78	0.00	(21.78)	0.00	(21.78)
01 1100 150 001	REG INSTR - ADD'L COMP NON-INSTR BHS	5,294.00	764.96	1,819.88	34.38	3,474.12	0.00	3,474.12
01 1100 150 005	REG INSTR - ADD'L COMP NON-INSTR BMS	107.00	35.00	85.00	79.44	22.00	0.00	22.00
01 1100 150 008	REG INSTR - ADD'L COMP NON-INSTR BSMS	628.00	35.00	175.00	27.87	453.00	0.00	453.00
01 1100 151 000	REG INSTR - ADD'L COMP TEACHERS DIST	3,883.00	264.49	793.47	20.43	3,089.53	0.00	3,089.53
01 1100 151 001	REG INSTR - ADD'L COMP TEACHERS BHS	550,287.00	45,170.67	126,573.41	23.00	423,713.59	0.00	423,713.59

12/08/2025 12:31 PM

User ID: LURVELYNN

Account Number	Account Description	Revised Budget	Expended During Month	Expenditures to Date	% of Budget	Balance at EOM	P/ O Outstanding	Unencumbered Balance
01 1100 271 008	REG INSTR - WORK COMP TEACHERS BSMS	0.00	0.00	0.00	0.00	0.00	0.00	0.00
01 1100 280 000	REG INSTR - HEALTH BEN NON-INSTR DIST	5,858.00	475.00	1,425.00	24.33	4,433.00	0.00	4,433.00
01 1100 281 000	REG INSTR - HEALTH BEN TEACHERS DIST	5,858.00	475.00	1,425.00	24.33	4,433.00	0.00	4,433.00
01 1100 281 001	REG INSTR - HEALTH BEN TEACHERS BHS	107,419.00	8,953.46	27,215.13	25.34	80,203.87	0.00	80,203.87
01 1100 281 002	REG INSTR - HEALTH BEN TEACHERS BE	76,208.00	4,790.36	14,130.58	18.54	62,077.42	0.00	62,077.42
01 1100 281 003	REG INSTR - HEALTH BEN TEACHERS PC	71,694.00	7,199.64	22,308.42	31.12	49,385.58	0.00	49,385.58
01 1100 281 004	REG INSTR - HEALTH BEN TEACHERS HE	50,186.00	3,346.53	9,953.05	19.83	40,232.95	0.00	40,232.95
01 1100 281 005	REG INSTR - HEALTH BEN TEACHERS BMS	95,364.00	7,512.41	22,537.23	23.63	72,826.77	0.00	72,826.77
01 1100 281 006	REG INSTR - HEALTH BEN TEACHERS AP	34,515.00	2,993.35	8,980.05	26.02	25,534.95	0.00	25,534.95
01 1100 281 007	REG INSTR - HEALTH BEN TEACHERS SE	45,500.00	4,380.12	13,140.36	28.88	32,359.64	0.00	32,359.64
01 1100 281 008	REG INSTR - HEALTH BEN TEACHERS BSMS	89,102.00	7,892.28	23,676.84	26.57	65,425.16	0.00	65,425.16
01 1100 320 002	REG INSTR - PROF ED SERVICES BE	0.00	0.00	0.00	0.00	0.00	0.00	0.00
01 1100 320 003	REG INSTR - PROF ED SERVICES PC	0.00	0.00	0.00	0.00	0.00	150.00	(150.00)
01 1100 320 004	REG INSTR - PROF ED SERVICES HE	0.00	0.00	0.00	0.00	0.00	0.00	0.00
01 1100 320 006	REG INSTR - PROF ED SERVICES AP	0.00	0.00	0.00	0.00	0.00	0.00	0.00
01 1100 320 007	REG INSTR - PROF ED SERVICES SE	0.00	0.00	0.00	0.00	0.00	0.00	0.00
01 1100 340 000	REG INSTR - OTHER PROF SERVICES DIST	0.00	0.00	0.00	0.00	0.00	0.00	0.00
01 1100 340 001	REG INSTR - OTHER PROF SERVICES BHS	0.00	0.00	0.00	0.00	0.00	0.00	0.00
01 1100 340 001 081	REG INSTR - PROF SERV VOCAL MUSIC BHS	0.00	0.00	0.00	0.00	0.00	0.00	0.00
01 1100 340 001 082	REG INSTR - PROF SERV INSTR MUSIC BHS	0.00	0.00	0.00	0.00	0.00	0.00	0.00
01 1100 340 002	REG INSTR - OTHER PROF SERVICES BE	0.00	0.00	0.00	0.00	0.00	0.00	0.00
01 1100 340 003	REG INSTR - OTHER PROF SERVICES PC	0.00	0.00	0.00	0.00	0.00	0.00	0.00
01 1100 340 004	REG INSTR - OTHER PROF SERVICES HE	105.00	0.00	0.00	0.00	105.00	0.00	105.00
01 1100 340 005	REG INSTR - OTHER PROF SERVICES BMS	0.00	0.00	0.00	0.00	0.00	0.00	0.00
01 1100 340 006	REG INSTR - OTHER PROF SERVICES AP	0.00	0.00	0.00	0.00	0.00	0.00	0.00
01 1100 340 007	REG INSTR - OTHER PROF SERVICES SE	0.00	0.00	0.00	0.00	0.00	0.00	0.00
01 1100 340 008	REG INSTR - OTHER PROF SERVICES BSMS	0.00	0.00	0.00	0.00	0.00	0.00	0.00
01 1100 440 001	REG INSTR - RENTALS BHS	0.00	0.00	0.00	0.00	0.00	0.00	0.00
01 1100 440 002	REG INSTR - RENTALS BE	0.00	0.00	0.00	0.00	0.00	0.00	0.00
01 1100 440 003	REG INSTR - RENTALS PC	0.00	0.00	0.00	0.00	0.00	0.00	0.00
01 1100 440 004	REG INSTR - RENTALS HE	0.00	0.00	0.00	0.00	0.00	0.00	0.00
01 1100 440 005	REG INSTR - RENTALS BMS	0.00	0.00	0.00	0.00	0.00	0.00	0.00
01 1100 440 006	REG INSTR - RENTALS AP	0.00	0.00	0.00	0.00	0.00	0.00	0.00
01 1100 440 007	REG INSTR - RENTALS SE	0.00	0.00	0.00	0.00	0.00	0.00	0.00
01 1100 440 008	REG INSTR - RENTALS BSMS	0.00	0.00	0.00	0.00	0.00	0.00	0.00
01 1100 550 000	REG INSTR - PRINTING DIST	62,797.00	1,301.63	13,902.58	22.20	48,894.42	36.79	48,857.63
01 1100 550 001	REG INSTR - PRINTING BHS	0.00	0.00	0.00	0.00	0.00	0.00	0.00
01 1100 550 002	REG INSTR - PRINTING BE	0.00	0.00	0.00	0.00	0.00	0.00	0.00
01 1100 550 003	REG INSTR - PRINTING PC	0.00	0.00	0.00	0.00	0.00	0.00	0.00
01 1100 550 004	REG INSTR - PRINTING HE	0.00	0.00	0.00	0.00	0.00	0.00	0.00
01 1100 550 005	REG INSTR - PRINTING BMS	780.00	0.00	0.00	0.00	780.00	0.00	780.00
01 1100 550 006	REG INSTR - PRINTING AP	0.00	0.00	0.00	0.00	0.00	0.00	0.00
01 1100 550 007	REG INSTR - PRINTING SE	0.00	0.00	110.97	0.00	(110.97)	0.00	(110.97)
01 1100 550 008	REG INSTR - PRINTING BSMS	0.00	0.00	0.00	0.00	0.00	0.00	0.00
01 1100 561 000	REG INSTR - TUIT PD OTHER DIST	72,477.00	0.00	0.00	0.00	72,477.00	0.00	72,477.00
01 1100 561 001	REG INSTR - TUIT PD OTHER DIST BHS	9,292.00	0.00	6,000.00	64.57	3,292.00	0.00	3,292.00
01 1100 561 005	REG INSTR - TUIT PD OTHER DIST BMS	0.00	0.00	0.00	0.00	0.00	0.00	0.00
01 1100 561 008	REG INSTR - TUIT PD OTHER DIST BSMS	0.00	0.00	0.00	0.00	0.00	0.00	0.00
01 1100 580 000	REG INSTR - TRAVEL & MILEAGE DIST	8,918.00	504.84	1,262.38	14.16	7,655.62	0.00	7,655.62
01 1100 580 001	REG INSTR - TRAVEL & MILEAGE BHS	155.00	181.16	181.16	116.88	(26.16)	0.00	(26.16)
01 1100 580 001 015	REG INSTR - TRAVEL & MILEAGE ENGLISH BHS	0.00	0.00	0.00	0.00	0.00	0.00	0.00
01 1100 580 001 016	REG INSTR - TRAVEL & MILEAGE JOURN BHS	0.00	0.00	0.00	0.00	0.00	0.00	0.00
01 1100 580 001 017	REG INSTR - TRAVEL & MILEAGE 1ACT/SP BHS	0.00	0.00	0.00	0.00	0.00	0.00	0.00
01 1100 580 001 020	REG INSTR - TRAVEL & MILEAGE SPANISH BHS	0.00	0.00	1,647.74	0.00	(1,647.74)	960.00	(2,607.74)
01 1100 580 001 021	REG INSTR - TRAVEL & MILEAGE FRENCH BHS	0.00	0.00	1,096.37	0.00	(1,096.37)	61.38	(1,157.75)

12/08/2025 12:31 PM

User ID: LURVELYNN

Account Number	Account Description	Revised Budget	Expended During Month	Expenditures to Date	% of Budget	Balance at EOM	P/ O Outstanding	Unencumbered Balance
01 1100 610 001 020	REG INSTR - SUPPLIES SPANISH BHS	1,881.00	50.26	199.36	10.60	1,681.64	0.00	1,681.64
01 1100 610 001 021	REG INSTR - SUPPLIES FRENCH BHS	1,215.00	21.54	21.54	1.77	1,193.46	0.00	1,193.46
01 1100 610 001 030	REG INSTR - SUPPLIES SOC STUD BHS	2,011.00	0.00	0.00	12.06	2,011.00	242.53	1,768.47
01 1100 610 001 040	REG INSTR - SUPPLIES MATH BHS	8,550.00	0.00	59.99	0.70	8,490.01	0.00	8,490.01
01 1100 610 001 050	REG INSTR - SUPPLIES VOCATIONAL BHS	0.00	0.00	0.00	0.00	0.00	0.00	0.00
01 1100 610 001 051	REG INSTR - SUPPLIES BUSINESS BHS	2,072.00	0.00	0.00	0.00	2,072.00	0.00	2,072.00
01 1100 610 001 052	REG INSTR - SUPPLIES IND TECH BHS	6,054.00	288.40	2,289.99	39.50	3,764.01	101.50	3,662.51
01 1100 610 001 053	REG INSTR - SUPPLIES FCS BHS	8,232.00	670.38	2,263.59	28.19	5,968.41	57.42	5,910.99
01 1100 610 001 060	REG INSTR - SUPPLIES PE BHS	5,190.00	120.92	418.93	8.07	4,771.07	0.00	4,771.07
01 1100 610 001 070	REG INSTR - SUPPLIES SCIENCE BHS	15,947.00	20.99	1,622.84	11.16	14,324.16	156.58	14,167.58
01 1100 610 001 080	REG INSTR - SUPPLIES ART BHS	7,714.00	0.00	0.00	3.59	7,714.00	276.68	7,437.32
01 1100 610 001 081	REG INSTR - SUPPLIES VOCAL MUSIC BHS	1,568.00	0.00	210.95	13.45	1,357.05	0.00	1,357.05
01 1100 610 001 082	REG INSTR - SUPPLIES INSTR MUSIC BHS	6,203.00	275.00	407.64	14.58	5,795.36	496.80	5,298.56
01 1100 610 001 611	REG INSTR - TESTING SUPPLIES BHS	0.00	0.00	0.00	0.00	0.00	0.00	0.00
01 1100 610 002	REG INSTR - SUPPLIES BE	6,313.00	819.04	1,732.22	31.11	4,580.78	231.45	4,349.33
01 1100 610 002 001	REG INSTR - SUPPLIES 1ST GRADE BE	1,124.00	24.94	24.94	2.22	1,099.06	0.00	1,099.06
01 1100 610 002 002	REG INSTR - SUPPLIES 2ND GRADE BE	2,117.00	0.00	0.00	0.00	2,117.00	0.00	2,117.00
01 1100 610 002 003	REG INSTR - SUPPLIES 3RD GRADE BE	958.00	0.00	51.98	5.43	906.02	0.00	906.02
01 1100 610 002 004	REG INSTR - SUPPLIES 4TH GRADE BE	893.00	0.00	0.00	22.56	893.00	201.44	691.56
01 1100 610 002 005	REG INSTR - SUPPLIES 5TH GRADE BE	836.00	60.65	316.40	37.85	519.60	0.00	519.60
01 1100 610 002 007	REG INSTR - SUPPLIES KDG BE	854.00	0.00	61.50	7.20	792.50	0.00	792.50
01 1100 610 002 020	REG INSTR - SUPPLIES SPANISH BE	0.00	0.00	0.00	0.00	0.00	0.00	0.00
01 1100 610 002 060	REG INSTR - SUPPLIES PE BE	0.00	0.00	0.00	0.00	0.00	0.00	0.00
01 1100 610 002 080	REG INSTR - SUPPLIES ART BE	1,441.00	724.65	724.65	50.29	716.35	0.00	716.35
01 1100 610 002 081	REG INSTR - SUPPLIES VOCAL MUSIC BE	816.00	0.00	3,214.00	393.87	(2,398.00)	0.00	(2,398.00)
01 1100 610 002 082	REG INSTR - SUPPLIES INSTR MUSIC BE	0.00	0.00	0.00	0.00	0.00	0.00	0.00
01 1100 610 002 611	REG INSTR - TESTING SUPPLIES BE	3,307.00	0.00	0.00	0.00	3,307.00	0.00	3,307.00
01 1100 610 003	REG INSTR - SUPPLIES PC	7,752.00	355.65	355.65	4.59	7,396.35	0.00	7,396.35
01 1100 610 003 001	REG INSTR - SUPPLIES 1ST GRADE PC	778.00	27.54	27.54	17.87	750.46	111.46	639.00
01 1100 610 003 002	REG INSTR - SUPPLIES 2ND GRADE PC	831.00	0.00	0.00	0.00	831.00	0.00	831.00
01 1100 610 003 003	REG INSTR - SUPPLIES 3RD GRADE PC	1,611.00	10.72	234.33	14.55	1,376.67	0.00	1,376.67
01 1100 610 003 004	REG INSTR - SUPPLIES 4TH GRADE PC	1,182.00	0.00	146.62	12.40	1,035.38	0.00	1,035.38
01 1100 610 003 005	REG INSTR - SUPPLIES 5TH GRADE PC	998.00	0.00	133.65	13.39	864.35	0.00	864.35
01 1100 610 003 007	REG INSTR - SUPPLIES KDG PC	1,719.00	0.00	0.00	0.00	1,719.00	0.00	1,719.00
01 1100 610 003 020	REG INSTR - SUPPLIES SPANISH PC	0.00	0.00	0.00	0.00	0.00	0.00	0.00
01 1100 610 003 060	REG INSTR - SUPPLIES PE PC	735.00	434.81	562.66	76.55	172.34	0.00	172.34
01 1100 610 003 080	REG INSTR - SUPPLIES ART PC	513.00	0.00	16.80	3.27	496.20	0.00	496.20
01 1100 610 003 081	REG INSTR - SUPPLIES VOCAL MUSIC PC	374.00	0.00	42.99	11.49	331.01	0.00	331.01
01 1100 610 003 082	REG INSTR - SUPPLIES INSTR MUSIC PC	0.00	0.00	0.00	0.00	0.00	0.00	0.00
01 1100 610 003 611	REG INSTR - TESTING SUPPLIES PC	3,307.00	0.00	0.00	0.00	3,307.00	0.00	3,307.00
01 1100 610 004	REG INSTR - SUPPLIES HE	5,218.00	0.00	376.04	7.21	4,841.96	0.00	4,841.96
01 1100 610 004 001	REG INSTR - SUPPLIES 1ST GRADE HE	1,360.00	0.00	0.00	0.00	1,360.00	0.00	1,360.00
01 1100 610 004 002	REG INSTR - SUPPLIES 2ND GRADE HE	1,174.00	0.00	0.00	0.00	1,174.00	0.00	1,174.00
01 1100 610 004 003	REG INSTR - SUPPLIES 3RD GRADE HE	1,319.00	0.00	0.00	0.93	1,319.00	12.28	1,306.72
01 1100 610 004 004	REG INSTR - SUPPLIES 4TH GRADE HE	2,429.00	0.00	0.00	0.00	2,429.00	0.00	2,429.00
01 1100 610 004 005	REG INSTR - SUPPLIES 5TH GRADE HE	2,287.00	0.00	0.00	0.00	2,287.00	0.00	2,287.00
01 1100 610 004 007	REG INSTR - SUPPLIES KDG HE	2,049.00	0.00	0.00	0.00	2,049.00	0.00	2,049.00
01 1100 610 004 020	REG INSTR - SUPPLIES SPANISH HE	0.00	0.00	0.00	0.00	0.00	0.00	0.00
01 1100 610 004 060	REG INSTR - SUPPLIES PE HE	2,146.00	0.00	0.00	0.00	2,146.00	0.00	2,146.00
01 1100 610 004 080	REG INSTR - SUPPLIES ART HE	2,386.00	480.53	900.56	38.56	1,485.44	19.60	1,465.84
01 1100 610 004 081	REG INSTR - SUPPLIES VOCAL MUSIC HE	2,481.00	151.25	183.15	7.38	2,297.85	0.00	2,297.85
01 1100 610 004 082	REG INSTR - SUPPLIES INSTR MUSIC HE	0.00	0.00	0.00	0.00	0.00	0.00	0.00
01 1100 610 004 611	REG INSTR - TESTING SUPPLIES HE	3,343.00	0.00	0.00	0.00	3,343.00	0.00	3,343.00
01 1100 610 005	REG INSTR - SUPPLIES BMS	25,034.00	30.24	485.62	1.94	24,548.38	0.00	24,548.38
01 1100 610 005 015	REG INSTR - SUPPLIES ENGLISH BMS	1,665.00	108.98	341.43	21.70	1,323.57	19.90	1,303.67

12/08/2025 12:31 PM

User ID: LURVELYNN

Account Number	Account Description	Revised Budget	Expended During Month	Expenditures to Date	% of Budget	Balance at EOM	P/ O Outstanding	Unencumbered Balance
01 1100 610 005 018	REG INSTR - SUPPLIES READING BMS	2,209.00	0.00	229.49	19.87	1,979.51	209.41	1,770.10
01 1100 610 005 019	REG INSTR - SUPPLIES SPEECH/DRAMA BMS	518.00	90.50	90.50	17.47	427.50	0.00	427.50
01 1100 610 005 022	REG INSTR - SUPPLIES WORLD LANG BMS	738.00	124.52	195.58	28.26	542.42	13.00	529.42
01 1100 610 005 030	REG INSTR - SUPPLIES SOC STUD BMS	1,115.00	0.00	51.53	6.20	1,063.47	17.60	1,045.87
01 1100 610 005 040	REG INSTR - SUPPLIES MATH BMS	1,903.00	39.95	4,245.37	227.94	(2,342.37)	92.34	(2,434.71)
01 1100 610 005 050	REG INSTR - SUPPLIES T&L BMS	8,750.00	1,048.75	1,284.36	14.68	7,465.64	0.00	7,465.64
01 1100 610 005 054	REG INSTR - SUPPLIES COMPUTERS BMS	0.00	0.00	0.00	0.00	0.00	0.00	0.00
01 1100 610 005 060	REG INSTR - SUPPLIES PE/HEALTH BMS	1,130.00	0.00	151.00	13.36	979.00	0.00	979.00
01 1100 610 005 070	REG INSTR - SUPPLIES SCIENCE BMS	2,014.00	449.77	475.71	26.48	1,538.29	57.54	1,480.75
01 1100 610 005 080	REG INSTR - SUPPLIES ART BMS	3,699.00	72.09	83.99	32.18	3,615.01	1,106.20	2,508.81
01 1100 610 005 081	REG INSTR - SUPPLIES VOCAL MUSIC BMS	0.00	0.00	39.95	0.00	(39.95)	0.00	(39.95)
01 1100 610 005 082	REG INSTR - SUPPLIES INSTR MUSIC BMS	0.00	0.00	97.37	0.00	(97.37)	0.00	(97.37)
01 1100 610 005 083	REG INSTR - SUPPLIES GENERAL MUSIC BMS	551.00	23.98	23.98	4.35	527.02	0.00	527.02
01 1100 610 005 611	REG INSTR - TESTING SUPPLIES BMS	0.00	0.00	0.00	0.00	0.00	0.00	0.00
01 1100 610 006	REG INSTR - SUPPLIES AP	22,700.00	263.10	1,615.15	7.12	21,084.85	0.00	21,084.85
01 1100 610 006 001	REG INSTR - SUPPLIES 1ST GRADE AP	955.00	0.00	0.00	0.00	955.00	0.00	955.00
01 1100 610 006 002	REG INSTR - SUPPLIES 2ND GRADE AP	1,210.00	0.00	0.00	0.00	1,210.00	0.00	1,210.00
01 1100 610 006 003	REG INSTR - SUPPLIES 3RD GRADE AP	1,065.00	0.00	124.21	11.66	940.79	0.00	940.79
01 1100 610 006 004	REG INSTR - SUPPLIES 4TH GRADE AP	1,011.00	0.00	0.00	0.00	1,011.00	0.00	1,011.00
01 1100 610 006 005	REG INSTR - SUPPLIES 5TH GRADE AP	457.00	0.00	255.54	55.92	201.46	0.00	201.46
01 1100 610 006 007	REG INSTR - SUPPLIES KDG AP	1,496.00	0.00	0.00	8.82	1,496.00	131.93	1,364.07
01 1100 610 006 020	REG INSTR - SUPPLIES SPANISH AP	0.00	0.00	0.00	0.00	0.00	0.00	0.00
01 1100 610 006 060	REG INSTR - SUPPLIES PE AP	1,331.00	0.00	295.26	22.18	1,035.74	0.00	1,035.74
01 1100 610 006 080	REG INSTR - SUPPLIES ART AP	2,102.00	69.67	200.52	10.40	1,901.48	17.99	1,883.49
01 1100 610 006 081	REG INSTR - SUPPLIES VOCAL MUSIC AP	783.00	153.79	153.79	19.64	629.21	0.00	629.21
01 1100 610 006 082	REG INSTR - SUPPLIES INSTR MUSIC AP	0.00	0.00	0.00	0.00	0.00	0.00	0.00
01 1100 610 006 611	REG INSTR - TESTING SUPPLIES AP	3,307.00	0.00	0.00	0.00	3,307.00	0.00	3,307.00
01 1100 610 007	REG INSTR - SUPPLIES SE	9,166.00	1,203.47	1,872.81	20.43	7,293.19	0.00	7,293.19
01 1100 610 007 001	REG INSTR - SUPPLIES 1ST GRADE SE	633.00	0.00	0.00	0.00	633.00	0.00	633.00
01 1100 610 007 002	REG INSTR - SUPPLIES 2ND GRADE SE	946.00	0.00	158.47	16.75	787.53	0.00	787.53
01 1100 610 007 003	REG INSTR - SUPPLIES 3RD GRADE SE	543.00	44.20	44.20	8.14	498.80	0.00	498.80
01 1100 610 007 004	REG INSTR - SUPPLIES 4TH GRADE SE	610.00	0.00	0.00	0.00	610.00	0.00	610.00
01 1100 610 007 005	REG INSTR - SUPPLIES 5TH GRADE SE	455.00	0.00	0.00	0.00	455.00	0.00	455.00
01 1100 610 007 007	REG INSTR - SUPPLIES KDG SE	621.00	0.00	0.00	0.00	621.00	0.00	621.00
01 1100 610 007 020	REG INSTR - SUPPLIES SPANISH SE	0.00	0.00	0.00	0.00	0.00	0.00	0.00
01 1100 610 007 060	REG INSTR - SUPPLIES PE SE	634.00	0.00	174.97	27.60	459.03	0.00	459.03
01 1100 610 007 080	REG INSTR - SUPPLIES ART SE	2,540.00	99.42	233.26	10.84	2,306.74	42.20	2,264.54
01 1100 610 007 081	REG INSTR - SUPPLIES VOCAL MUSIC SE	878.00	12.89	12.89	1.47	865.11	0.00	865.11
01 1100 610 007 082	REG INSTR - SUPPLIES INSTR MUSIC SE	0.00	0.00	0.00	0.00	0.00	0.00	0.00
01 1100 610 007 611	REG INSTR - TESTING SUPPLIES SE	3,307.00	0.00	0.00	0.00	3,307.00	0.00	3,307.00
01 1100 610 008	REG INSTR - SUPPLIES BSMS	14,375.00	277.75	563.80	3.92	13,811.20	0.00	13,811.20
01 1100 610 008 015	REG INSTR - SUPPLIES ENGLISH BSMS	639.00	0.00	0.00	0.00	639.00	0.00	639.00
01 1100 610 008 018	REG INSTR - SUPPLIES READING BSMS	541.00	28.95	223.12	60.45	317.88	103.92	213.96
01 1100 610 008 019	REG INSTR - SUPPLIES SPEECH/DRAMA BSMS	1,155.00	512.36	966.70	87.44	188.30	43.27	145.03
01 1100 610 008 022	REG INSTR - SUPPLIES WORLD LANG BSMS	342.00	0.00	0.00	0.00	342.00	0.00	342.00
01 1100 610 008 030	REG INSTR - SUPPLIES SOC STUD BSMS	1,130.00	0.00	0.00	0.00	1,130.00	0.00	1,130.00
01 1100 610 008 040	REG INSTR - SUPPLIES MATH BSMS	166.00	97.94	121.44	73.16	44.56	0.00	44.56
01 1100 610 008 050	REG INSTR - SUPPLIES T&L BSMS	10,441.00	1,057.80	4,647.49	44.51	5,793.51	0.00	5,793.51
01 1100 610 008 054	REG INSTR - SUPPLIES COMPUTERS BSMS	1,509.00	0.00	0.00	0.00	1,509.00	0.00	1,509.00
01 1100 610 008 060	REG INSTR - SUPPLIES PE/HEALTH BSMS	4,426.00	0.00	23.80	0.54	4,402.20	0.00	4,402.20
01 1100 610 008 070	REG INSTR - SUPPLIES SCIENCE BSMS	4,882.00	1,258.96	1,814.21	37.37	3,067.79	9.99	3,057.80
01 1100 610 008 080	REG INSTR - SUPPLIES ART BSMS	4,592.00	214.08	1,064.46	28.15	3,527.54	228.11	3,299.43
01 1100 610 008 081	REG INSTR - SUPPLIES VOCAL MUSIC BSMS	0.00	0.00	0.00	0.00	0.00	0.00	0.00
01 1100 610 008 082	REG INSTR - SUPPLIES INSTR MUSIC BSMS	3,759.00	0.00	97.37	2.59	3,661.63	0.00	3,661.63
01 1100 610 008 083	REG INSTR - SUPPLIES GENERAL MUSIC BSMS	1,834.00	(14.86)	599.54	32.69	1,234.46	0.00	1,234.46

12/08/2025 12:31 PM

User ID: LURVELYNN

Account Number	Account Description	Revised Budget	Expended During Month	Expenditures to Date	% of Budget	Balance at EOM	P/ O Outstanding	Unencumbered Balance
01 1100 610 008 611	REG INSTR - TESTING SUPPLIES BSMS	0.00	0.00	0.00	0.00	0.00	0.00	0.00
01 1100 640 000	REG INSTR - BOOKS & PERIODICALS DISTRICT	1,248,402.00	0.00	0.00	0.00	1,248,402.00	0.00	1,248,402.00
01 1100 640 001	REG INSTR - BOOKS & PERIODICALS BHS	3,834.00	0.00	2,712.04	70.74	1,121.96	0.00	1,121.96
01 1100 640 001 015	REG INSTR - BOOKS & PER ENGLISH BHS	11,573.00	453.30	458.19	3.96	11,114.81	0.00	11,114.81
01 1100 640 001 016	REG INSTR - BOOKS & PER JOURN BHS	0.00	0.00	0.00	0.00	0.00	0.00	0.00
01 1100 640 001 017	REG INSTR - BOOKS & PER ONE-ACT BHS	612.00	0.00	0.00	0.00	612.00	0.00	612.00
01 1100 640 001 020	REG INSTR - BOOKS & PER SPANISH BHS	4,555.00	0.00	0.00	5.72	4,555.00	260.44	4,294.56
01 1100 640 001 021	REG INSTR - BOOKS & PER FRENCH BHS	8,706.00	0.00	0.00	0.00	8,706.00	0.00	8,706.00
01 1100 640 001 030	REG INSTR - BOOKS & PER SOC STUD BHS	3,808.00	0.00	0.00	0.00	3,808.00	0.00	3,808.00
01 1100 640 001 040	REG INSTR - BOOKS & PER MATH BHS	0.00	0.00	0.00	0.00	0.00	0.00	0.00
01 1100 640 001 050	REG INSTR - BOOKS & PER VOCATIONAL BHS	0.00	0.00	0.00	0.00	0.00	0.00	0.00
01 1100 640 001 051	REG INSTR - BOOKS & PER BUSINESS BHS	255.00	1,612.02	1,612.02	632.16	(1,357.02)	0.00	(1,357.02)
01 1100 640 001 052	REG INSTR - BOOKS & PER IND TECH BHS	0.00	0.00	162.30	0.00	(162.30)	0.00	(162.30)
01 1100 640 001 053	REG INSTR - BOOKS & PER FCS BHS	0.00	0.00	0.00	0.00	0.00	0.00	0.00
01 1100 640 001 060	REG INSTR - BOOKS & PER PE BHS	0.00	0.00	0.00	0.00	0.00	0.00	0.00
01 1100 640 001 070	REG INSTR - BOOKS & PER SCIENCE BHS	0.00	0.00	0.00	0.00	0.00	0.00	0.00
01 1100 640 001 080	REG INSTR - BOOKS & PER ART BHS	0.00	0.00	0.00	0.00	0.00	0.00	0.00
01 1100 640 001 081	REG INSTR - BOOKS & PER VOCAL MUSIC BHS	6,492.00	0.00	476.40	11.75	6,015.60	286.39	5,729.21
01 1100 640 001 082	REG INSTR - INSTR SHEET MUSIC BHS	2,675.00	0.00	0.00	11.57	2,675.00	309.42	2,365.58
01 1100 640 002	REG INSTR - BOOKS & PERIODICALS BE	1,460.00	0.00	0.00	0.00	1,460.00	0.00	1,460.00
01 1100 640 002 001	REG INSTR - BOOKS & PER 1ST GRADE BE	0.00	0.00	0.00	0.00	0.00	0.00	0.00
01 1100 640 002 002	REG INSTR - BOOKS & PER 2ND GRADE BE	0.00	0.00	0.00	0.00	0.00	0.00	0.00
01 1100 640 002 003	REG INSTR - BOOKS & PER 3RD GRADE BE	0.00	0.00	0.00	0.00	0.00	49.98	(49.98)
01 1100 640 002 004	REG INSTR - BOOKS & PER 4TH GRADE BE	0.00	0.00	0.00	0.00	0.00	0.00	0.00
01 1100 640 002 005	REG INSTR - BOOKS & PER 5TH GRADE BE	0.00	0.00	0.00	0.00	0.00	0.00	0.00
01 1100 640 002 007	REG INSTR - BOOKS & PER KDG BE	0.00	0.00	0.00	0.00	0.00	0.00	0.00
01 1100 640 002 020	REG INSTR - BOOKS & PER SPANISH BE	0.00	0.00	0.00	0.00	0.00	0.00	0.00
01 1100 640 002 080	REG INSTR - BOOKS & PER ART BE	0.00	0.00	0.00	0.00	0.00	0.00	0.00
01 1100 640 002 081	REG INSTR - BOOKS & PER VOCAL MUSIC BE	358.00	0.00	0.00	0.00	358.00	0.00	358.00
01 1100 640 002 082	REG INSTR - INSTR SHEET MUSIC BE	0.00	0.00	0.00	0.00	0.00	0.00	0.00
01 1100 640 003	REG INSTR - BOOKS & PERIODICALS PC	1,460.00	160.00	160.00	10.96	1,300.00	0.00	1,300.00
01 1100 640 003 001	REG INSTR - BOOKS & PER 1ST GRADE PC	0.00	0.00	0.00	0.00	0.00	0.00	0.00
01 1100 640 003 002	REG INSTR - BOOKS & PER 2ND GRADE PC	0.00	0.00	0.00	0.00	0.00	0.00	0.00
01 1100 640 003 003	REG INSTR - BOOKS & PER 3RD GRADE PC	0.00	0.00	0.00	0.00	0.00	49.98	(49.98)
01 1100 640 003 004	REG INSTR - BOOKS & PER 4TH GRADE PC	0.00	0.00	0.00	0.00	0.00	0.00	0.00
01 1100 640 003 005	REG INSTR - BOOKS & PER 5TH GRADE PC	738.00	0.00	0.00	0.00	738.00	0.00	738.00
01 1100 640 003 007	REG INSTR - BOOKS & PER KDG PC	0.00	0.00	0.00	0.00	0.00	0.00	0.00
01 1100 640 003 020	REG INSTR - BOOKS & PER SPANISH PC	0.00	0.00	0.00	0.00	0.00	0.00	0.00
01 1100 640 003 080	REG INSTR - BOOKS & PER ART PC	0.00	0.00	0.00	0.00	0.00	0.00	0.00
01 1100 640 003 081	REG INSTR - BOOKS & PER VOCAL MUSIC PC	0.00	0.00	0.00	0.00	0.00	0.00	0.00
01 1100 640 003 082	REG INSTR - INSTR SHEET MUSIC PC	0.00	0.00	0.00	0.00	0.00	0.00	0.00
01 1100 640 004	REG INSTR - BOOKS & PERIODICALS HE	1,959.00	0.00	0.00	0.00	1,959.00	0.00	1,959.00
01 1100 640 004 001	REG INSTR - BOOKS & PER 1ST GRADE HE	0.00	602.00	602.00	0.00	(602.00)	0.00	(602.00)
01 1100 640 004 002	REG INSTR - BOOKS & PER 2ND GRADE HE	0.00	0.00	0.00	0.00	0.00	0.00	0.00
01 1100 640 004 003	REG INSTR - BOOKS & PER 3RD GRADE HE	0.00	0.00	0.00	0.00	0.00	49.98	(49.98)
01 1100 640 004 004	REG INSTR - BOOKS & PER 4TH GRADE HE	0.00	0.00	0.00	0.00	0.00	0.00	0.00
01 1100 640 004 005	REG INSTR - BOOKS & PER 5TH GRADE HE	0.00	0.00	0.00	0.00	0.00	0.00	0.00
01 1100 640 004 007	REG INSTR - BOOKS & PER KDG HE	0.00	0.00	0.00	0.00	0.00	0.00	0.00
01 1100 640 004 020	REG INSTR - BOOKS & PER SPANISH HE	0.00	0.00	0.00	0.00	0.00	0.00	0.00
01 1100 640 004 080	REG INSTR - BOOKS & PER ART HE	0.00	0.00	0.00	0.00	0.00	0.00	0.00
01 1100 640 004 081	REG INSTR - BOOKS & PER VOCAL MUSIC HE	0.00	0.00	0.00	0.00	0.00	0.00	0.00
01 1100 640 004 082	REG INSTR - INSTR SHEET MUSIC HE	0.00	0.00	0.00	0.00	0.00	0.00	0.00
01 1100 640 005	REG INSTR - BOOKS & PERIODICALS BMS	933.00	0.00	0.00	0.00	933.00	0.00	933.00
01 1100 640 005 015	REG INSTR - BOOKS & PER ENGLISH BMS	956.00	0.00	0.00	0.00	956.00	0.00	956.00
01 1100 640 005 018	REG INSTR - BOOKS & PER READING BMS	1,639.00	0.00	0.00	0.00	1,639.00	0.00	1,639.00

12/08/2025 12:31 PM

User ID: LURVELYNN

Account Number	Account Description	Revised Budget	Expended During Month	Expenditures to Date	% of Budget	Balance at EOM	P/ O Outstanding	Unencumbered Balance
01 1100 650 006 002	REG INSTR - SUPPLIES TECH-REL 2 GRADE AP	0.00	0.00	0.00	0.00	0.00	0.00	0.00
01 1100 650 006 003	REG INSTR - SUPPLIES TECH-REL 3 GRADE AP	0.00	0.00	0.00	0.00	0.00	0.00	0.00
01 1100 650 006 004	REG INSTR - SUPPLIES TECH-REL 4 GRADE AP	0.00	0.00	0.00	0.00	0.00	0.00	0.00
01 1100 650 006 005	REG INSTR - SUPPLIES TECH-REL 5 GRADE AP	0.00	0.00	0.00	0.00	0.00	0.00	0.00
01 1100 650 006 007	REG INSTR - SUPPLIES TECH-REL KDG AP	0.00	0.00	0.00	0.00	0.00	0.00	0.00
01 1100 650 006 080	REG INSTR - SUPPLIES TECH-REL ART AP	0.00	0.00	0.00	0.00	0.00	0.00	0.00
01 1100 650 006 081	REG INSTR - SUPPLIES TECH-REL VOC MUS AP	0.00	0.00	6.97	0.00	(6.97)	0.00	(6.97)
01 1100 650 006 082	REG INSTR - SUPPLIES TECH-REL INS MUS AP	0.00	0.00	0.00	0.00	0.00	0.00	0.00
01 1100 650 007	REG INSTR - SUPPLIES TECH-REL SE	262.00	0.00	0.00	0.00	262.00	0.00	262.00
01 1100 650 007 001	REG INSTR - SUPPLIES TECH-REL 1 GRADE SE	0.00	0.00	0.00	0.00	0.00	0.00	0.00
01 1100 650 007 002	REG INSTR - SUPPLIES TECH-REL 2 GRADE SE	0.00	0.00	0.00	0.00	0.00	0.00	0.00
01 1100 650 007 003	REG INSTR - SUPPLIES TECH-REL 3 GRADE SE	0.00	0.00	0.00	0.00	0.00	0.00	0.00
01 1100 650 007 004	REG INSTR - SUPPLIES TECH-REL 4 GRADE SE	0.00	0.00	0.00	0.00	0.00	0.00	0.00
01 1100 650 007 005	REG INSTR - SUPPLIES TECH-REL 5 GRADE SE	0.00	0.00	0.00	0.00	0.00	0.00	0.00
01 1100 650 007 007	REG INSTR - SUPPLIES TECH-REL KDG SE	0.00	0.00	0.00	0.00	0.00	0.00	0.00
01 1100 650 007 080	REG INSTR - SUPPLIES TECH-REL ART SE	0.00	0.00	0.00	0.00	0.00	0.00	0.00
01 1100 650 007 081	REG INSTR - SUPPLIES TECH-REL VOC MUS SE	0.00	0.00	0.00	0.00	0.00	0.00	0.00
01 1100 650 007 082	REG INSTR - SUPPLIES TECH-REL INS MUS SE	0.00	0.00	0.00	0.00	0.00	0.00	0.00
01 1100 650 008	REG INSTR - SUPPLIES TECH-REL BSMS	436.00	0.00	0.00	0.00	436.00	0.00	436.00
01 1100 650 008 015	REG INSTR - SUPPLIES TECH-REL ENG BSMS	0.00	0.00	0.00	0.00	0.00	0.00	0.00
01 1100 650 008 018	REG INSTR - SUPPLIES TECH-REL READ BSMS	184.00	0.00	0.00	0.00	184.00	0.00	184.00
01 1100 650 008 019	REG INSTR - SUPPLIES TECH-REL SP/DR BSMS	0.00	0.00	0.00	0.00	0.00	0.00	0.00
01 1100 650 008 022	REG INSTR - SUPPLIES TECH-REL WR LG BSMS	0.00	0.00	0.00	0.00	0.00	0.00	0.00
01 1100 650 008 030	REG INSTR - SUPPLIES TECH SOC STUD BSMS	0.00	0.00	0.00	0.00	0.00	0.00	0.00
01 1100 650 008 040	REG INSTR - SUPPLIES TECH-REL MATH BSMS	0.00	0.00	0.00	0.00	0.00	0.00	0.00
01 1100 650 008 050	REG INSTR - SUPPLIES TECH-REL T&L BSMS	0.00	0.00	0.00	0.00	0.00	0.00	0.00
01 1100 650 008 054	REG INSTR - SUPPLIES TECH-REL COMP BSMS	0.00	0.00	2,990.00	0.00	(2,990.00)	0.00	(2,990.00)
01 1100 650 008 060	REG INSTR - SUPPLIES TECH-REL PE/HT BSMS	0.00	0.00	0.00	0.00	0.00	0.00	0.00
01 1100 650 008 070	REG INSTR - SUPPLIES TECH-REL SCI BSMS	0.00	0.00	0.00	0.00	0.00	0.00	0.00
01 1100 650 008 080	REG INSTR - SUPPLIES TECH-REL ART BSMS	0.00	0.00	0.00	0.00	0.00	0.00	0.00
01 1100 650 008 081	REG INSTR - SUPPLIES TECH-REL VOCAL BSMS	0.00	0.00	39.95	0.00	(39.95)	0.00	(39.95)
01 1100 650 008 082	REG INSTR - SUPPLIES TECH-REL INST BSMS	0.00	0.00	0.00	0.00	0.00	0.00	0.00
01 1100 650 008 083	REG INSTR - SUPPLIES TECH-REL MUSIC BSMS	0.00	0.00	0.00	0.00	0.00	0.00	0.00
01 1100 733 000	REG INSTR - FURN & EQUIP DISTRICT	0.00	0.00	0.00	0.00	0.00	0.00	0.00
01 1100 733 001	REG INSTR - FURN & EQUIP BHS	1,149.00	0.00	0.00	0.00	1,149.00	0.00	1,149.00
01 1100 733 001 015	REG INSTR - FURN & EQUIP ENGLISH BHS	0.00	0.00	0.00	0.00	0.00	0.00	0.00
01 1100 733 001 016	REG INSTR - FURN & EQUIP JOURNALISM BHS	0.00	0.00	0.00	0.00	0.00	0.00	0.00
01 1100 733 001 017	REG INSTR - FURN & EQUIP ONE-ACT BHS	0.00	0.00	0.00	0.00	0.00	0.00	0.00
01 1100 733 001 020	REG INSTR - FURN & EQUIP SPANISH BHS	667.00	0.00	0.00	0.00	667.00	0.00	667.00
01 1100 733 001 021	REG INSTR - FURN & EQUIP FRENCH BHS	0.00	0.00	0.00	0.00	0.00	0.00	0.00
01 1100 733 001 030	REG INSTR - FURN & EQUIP SOC STUD BHS	2,286.00	0.00	0.00	0.00	2,286.00	0.00	2,286.00
01 1100 733 001 040	REG INSTR - FURN & EQUIP MATH BHS	517.00	0.00	132.98	25.72	384.02	0.00	384.02
01 1100 733 001 050	REG INSTR - FURN & EQUIP T&L BHS	0.00	0.00	0.00	0.00	0.00	0.00	0.00
01 1100 733 001 052	REG INSTR - FURN & EQUIP IND TECH BHS	1,093.00	0.00	0.00	0.00	1,093.00	0.00	1,093.00
01 1100 733 001 060	REG INSTR - FURN & EQUIP PE BHS	0.00	0.00	0.00	0.00	0.00	0.00	0.00
01 1100 733 001 070	REG INSTR - FURN & EQUIP SCIENCE BHS	0.00	0.00	0.00	0.00	0.00	0.00	0.00
01 1100 733 001 080	REG INSTR - FURN & EQUIP ART BHS	0.00	0.00	0.00	0.00	0.00	0.00	0.00
01 1100 733 001 081	REG INSTR - FURN & EQUIP VOCAL MUSIC BHS	1,930.00	0.00	407.26	21.10	1,522.74	0.00	1,522.74
01 1100 733 001 082	REG INSTR - FURN & EQUIP INSTR MUSIC BHS	5,579.00	0.00	0.00	7.94	5,579.00	443.00	5,136.00
01 1100 733 002	REG INSTR - FURN & EQUIP BE	2,660.00	0.00	0.00	0.00	2,660.00	0.00	2,660.00
01 1100 733 002 001	REG INSTR - FURN & EQUIP 1ST GRADE BE	806.00	0.00	0.00	0.00	806.00	0.00	806.00
01 1100 733 002 002	REG INSTR - FURN & EQUIP 2ND GRADE BE	0.00	0.00	0.00	0.00	0.00	0.00	0.00
01 1100 733 002 003	REG INSTR - FURN & EQUIP 3RD GRADE BE	734.00	0.00	24.90	3.39	709.10	0.00	709.10
01 1100 733 002 004	REG INSTR - FURN & EQUIP 4TH GRADE BE	1,268.00	0.00	0.00	0.00	1,268.00	0.00	1,268.00
01 1100 733 002 005	REG INSTR - FURN & EQUIP 5TH GRADE BE	0.00	66.39	66.39	0.00	(66.39)	0.00	(66.39)

12/08/2025 12:31 PM

User ID: LURVELYNN

Account Number	Account Description	Revised Budget	Expended During Month	Expenditures to Date	% of Budget	Balance at EOM	P/ O Outstanding	Unencumbered Balance
01 1100 733 007 002	REG INSTR - FURN & EQUIP 2ND GRADE SE	0.00	0.00	0.00	0.00	0.00	0.00	0.00
01 1100 733 007 003	REG INSTR - FURN & EQUIP 3RD GRADE SE	0.00	0.00	0.00	0.00	0.00	0.00	0.00
01 1100 733 007 004	REG INSTR - FURN & EQUIP 4TH GRADE SE	0.00	0.00	0.00	0.00	0.00	0.00	0.00
01 1100 733 007 005	REG INSTR - FURN & EQUIP 5TH GRADE SE	0.00	0.00	0.00	0.00	0.00	0.00	0.00
01 1100 733 007 007	REG INSTR - FURN & EQUIP KDG SE	0.00	0.00	0.00	0.00	0.00	0.00	0.00
01 1100 733 007 060	REG INSTR - FURN & EQUIP PE SE	0.00	0.00	0.00	0.00	0.00	0.00	0.00
01 1100 733 007 080	REG INSTR - FURN & EQUIP ART SE	0.00	0.00	0.00	0.00	0.00	0.00	0.00
01 1100 733 007 081	REG INSTR - FURN & EQUIP VOCAL MUSIC SE	0.00	0.00	0.00	0.00	0.00	0.00	0.00
01 1100 733 007 082	REG INSTR - FURN & EQUIP INSTR MUSIC SE	0.00	0.00	0.00	0.00	0.00	0.00	0.00
01 1100 733 008	REG INSTR - FURN & EQUIP BSMS	11,227.00	0.00	2,439.43	21.73	8,787.57	0.00	8,787.57
01 1100 733 008 015	REG INSTR - FURN & EQUIP ENGLISH BSMS	0.00	0.00	0.00	0.00	0.00	0.00	0.00
01 1100 733 008 018	REG INSTR - FURN & EQUIP READING BSMS	0.00	117.95	117.95	0.00	(117.95)	0.00	(117.95)
01 1100 733 008 019	REG INSTR - FURN & EQUIP SPEECH/DRAMA BSMS	1,433.00	0.00	95.99	6.70	1,337.01	0.00	1,337.01
01 1100 733 008 022	REG INSTR - FURN & EQUIP WORLD LANG BSMS	0.00	0.00	0.00	0.00	0.00	0.00	0.00
01 1100 733 008 030	REG INSTR - FURN & EQUIP SOC STUD BSMS	0.00	0.00	279.43	0.00	(279.43)	0.00	(279.43)
01 1100 733 008 040	REG INSTR - FURN & EQUIP MATH BSMS	0.00	0.00	197.95	0.00	(197.95)	0.00	(197.95)
01 1100 733 008 050	REG INSTR - FURN & EQUIP T&L BSMS	0.00	0.00	0.00	0.00	0.00	0.00	0.00
01 1100 733 008 054	REG INSTR - FURN & EQUIP COMPUTERS BSMS	0.00	0.00	0.00	0.00	0.00	0.00	0.00
01 1100 733 008 060	REG INSTR - FURN & EQUIP PE/HEALTH BSMS	0.00	0.00	0.00	0.00	0.00	0.00	0.00
01 1100 733 008 070	REG INSTR - FURN & EQUIP SCIENCE BSMS	0.00	0.00	82.85	0.00	(82.85)	0.00	(82.85)
01 1100 733 008 080	REG INSTR - FURN & EQUIP ART BSMS	0.00	0.00	0.00	0.00	0.00	0.00	0.00
01 1100 733 008 081	REG INSTR - FURN & EQUIP VOCAL MUSIC BSMS	327.00	0.00	0.00	0.00	327.00	0.00	327.00
01 1100 733 008 082	REG INSTR - FURN & EQUIP INSTR MUSIC BSMS	0.00	0.00	0.00	0.00	0.00	0.00	0.00
01 1100 733 008 083	REG INSTR - FURN & EQUIP GEN MUSIC BSMS	1,223.00	0.00	0.00	0.00	1,223.00	0.00	1,223.00
01 1100 734 000	REG INSTR - HARDWARE DISTRICT	0.00	961.24	1,688.22	0.00	(1,688.22)	0.00	(1,688.22)
01 1100 734 001	REG INSTR - HARDWARE BHS	0.00	0.00	0.00	0.00	0.00	0.00	0.00
01 1100 734 001 015	REG INSTR - HARDWARE ENGLISH BHS	0.00	0.00	0.00	0.00	0.00	0.00	0.00
01 1100 734 001 016	REG INSTR - HARDWARE JOURNALISM BHS	0.00	0.00	0.00	0.00	0.00	0.00	0.00
01 1100 734 001 017	REG INSTR - HARDWARE ONE-ACT/SPEECH BHS	0.00	0.00	0.00	0.00	0.00	0.00	0.00
01 1100 734 001 020	REG INSTR - HARDWARE SPANISH BHS	0.00	0.00	0.00	0.00	0.00	0.00	0.00
01 1100 734 001 021	REG INSTR - HARDWARE FRENCH BHS	0.00	0.00	0.00	0.00	0.00	0.00	0.00
01 1100 734 001 030	REG INSTR - HARDWARE SOC STUD BHS	0.00	0.00	0.00	0.00	0.00	0.00	0.00
01 1100 734 001 040	REG INSTR - HARDWARE MATH BHS	0.00	0.00	0.00	0.00	0.00	0.00	0.00
01 1100 734 001 050	REG INSTR - HARDWARE T&L BHS	0.00	0.00	0.00	0.00	0.00	0.00	0.00
01 1100 734 001 051	REG INSTR - HARDWARE BUSINESS BHS	0.00	0.00	0.00	0.00	0.00	0.00	0.00
01 1100 734 001 052	REG INSTR - HARDWARE IND TECH BHS	0.00	0.00	0.00	0.00	0.00	0.00	0.00
01 1100 734 001 053	REG INSTR - HARDWARE FCS BHS	0.00	0.00	0.00	0.00	0.00	0.00	0.00
01 1100 734 001 060	REG INSTR - HARDWARE PE BHS	0.00	0.00	0.00	0.00	0.00	0.00	0.00
01 1100 734 001 070	REG INSTR - HARDWARE SCIENCE BHS	0.00	0.00	0.00	0.00	0.00	0.00	0.00
01 1100 734 001 080	REG INSTR - HARDWARE ART BHS	0.00	0.00	0.00	0.00	0.00	0.00	0.00
01 1100 734 001 081	REG INSTR - HARDWARE VOCAL MUSIC BHS	0.00	0.00	0.00	0.00	0.00	0.00	0.00
01 1100 734 001 082	REG INSTR - HARDWARE INSTR MUSIC BHS	0.00	0.00	0.00	0.00	0.00	0.00	0.00
01 1100 734 002	REG INSTR - HARDWARE BE	0.00	415.80	415.80	0.00	(415.80)	0.00	(415.80)
01 1100 734 002 001	REG INSTR - HARDWARE 1ST GRADE BE	0.00	0.00	0.00	0.00	0.00	0.00	0.00
01 1100 734 002 002	REG INSTR - HARDWARE 2ND GRADE BE	0.00	0.00	0.00	0.00	0.00	0.00	0.00
01 1100 734 002 003	REG INSTR - HARDWARE 3RD GRADE BE	0.00	0.00	0.00	0.00	0.00	0.00	0.00
01 1100 734 002 004	REG INSTR - HARDWARE 4TH GRADE BE	0.00	0.00	0.00	0.00	0.00	0.00	0.00
01 1100 734 002 005	REG INSTR - HARDWARE 5TH GRADE BE	0.00	0.00	0.00	0.00	0.00	0.00	0.00
01 1100 734 002 007	REG INSTR - HARDWARE KDG BE	0.00	0.00	0.00	0.00	0.00	0.00	0.00
01 1100 734 002 020	REG INSTR - HARDWARE SPANISH BE	0.00	0.00	0.00	0.00	0.00	0.00	0.00
01 1100 734 002 060	REG INSTR - HARDWARE PE BE	0.00	0.00	0.00	0.00	0.00	0.00	0.00
01 1100 734 002 080	REG INSTR - HARDWARE ART BE	0.00	0.00	0.00	0.00	0.00	0.00	0.00
01 1100 734 002 081	REG INSTR - HARDWARE VOCAL MUSIC BE	0.00	0.00	0.00	0.00	0.00	0.00	0.00
01 1100 734 002 082	REG INSTR - HARDWARE INSTR MUSIC BE	0.00	0.00	0.00	0.00	0.00	0.00	0.00
01 1100 734 003	REG INSTR - HARDWARE PC	0.00	2,079.00	2,079.00	0.00	(2,079.00)	0.00	(2,079.00)

12/08/2025 12:31 PM

User ID: LURVELYNN

Account Number	Account Description	Revised Budget	Expended During Month	Expenditures to Date	% of Budget	Balance at EOM	P/ O Outstanding	Unencumbered Balance
01 1100 735 008 018	REG INSTR - SOFTWARE READING BSMS	7,668.00	0.00	0.00	0.00	7,668.00	0.00	7,668.00
01 1100 735 008 019	REG INSTR - SOFTWARE SPEECH/DRAMA BSMS	0.00	0.00	0.00	0.00	0.00	0.00	0.00
01 1100 735 008 022	REG INSTR - SOFTWARE WORLD LANG BSMS	0.00	0.00	0.00	0.00	0.00	0.00	0.00
01 1100 735 008 030	REG INSTR - SOFTWARE SOC STUD BSMS	113.00	0.00	0.00	0.00	113.00	0.00	113.00
01 1100 735 008 040	REG INSTR - SOFTWARE MATH BSMS	208.00	0.00	0.00	0.00	208.00	0.00	208.00
01 1100 735 008 050	REG INSTR - SOFTWARE T&L BSMS	0.00	0.00	0.00	0.00	0.00	0.00	0.00
01 1100 735 008 054	REG INSTR - SOFTWARE COMPUTERS BSMS	0.00	59.88	59.88	0.00	(59.88)	0.00	(59.88)
01 1100 735 008 060	REG INSTR - SOFTWARE PE/HEALTH BSMS	0.00	0.00	0.00	0.00	0.00	0.00	0.00
01 1100 735 008 070	REG INSTR - SOFTWARE SCIENCE BSMS	0.00	0.00	0.00	0.00	0.00	0.00	0.00
01 1100 735 008 080	REG INSTR - SOFTWARE ART BSMS	0.00	0.00	0.00	0.00	0.00	0.00	0.00
01 1100 735 008 081	REG INSTR - SOFTWARE VOCAL MUSIC BSMS	0.00	0.00	0.00	0.00	0.00	0.00	0.00
01 1100 735 008 082	REG INSTR - SOFTWARE INSTR MUSIC BSMS	0.00	0.00	0.00	0.00	0.00	0.00	0.00
01 1100 735 008 083	REG INSTR - SOFTWARE GENERAL MUSIC BSMS	0.00	0.00	0.00	0.00	0.00	0.00	0.00
01 1100 810 000	REG INSTR - DUES & FEES DISTRICT	9,308.00	0.00	83.74	0.90	9,224.26	0.00	9,224.26
01 1100 810 001	REG INSTR - DUES & FEES BHS	18,123.00	0.00	7,500.00	41.38	10,623.00	0.00	10,623.00
01 1100 810 001 015	REG INSTR - DUES & FEES ENGLISH BHS	596.00	0.00	0.00	0.00	596.00	0.00	596.00
01 1100 810 001 016	REG INSTR - DUES & FEES JOURNALISM BHS	499.00	225.00	585.00	224.45	(86.00)	535.00	(621.00)
01 1100 810 001 017	REG INSTR - DUES & FEES ONE-ACT BHS	0.00	0.00	0.00	0.00	0.00	0.00	0.00
01 1100 810 001 020	REG INSTR - DUES & FEES SPANISH BHS	561.00	0.00	763.63	136.12	(202.63)	0.00	(202.63)
01 1100 810 001 021	REG INSTR - DUES & FEES FRENCH BHS	0.00	0.00	155.87	0.00	(155.87)	0.00	(155.87)
01 1100 810 001 030	REG INSTR - DUES & FEES SOC STUD BHS	0.00	0.00	275.00	0.00	(275.00)	0.00	(275.00)
01 1100 810 001 040	REG INSTR - DUES & FEES MATH BHS	0.00	0.00	0.00	0.00	0.00	0.00	0.00
01 1100 810 001 050	REG INSTR - DUES & FEES T&L BHS	0.00	0.00	0.00	0.00	0.00	0.00	0.00
01 1100 810 001 051	REG INSTR - DUES & FEES BUSINESS BHS	0.00	0.00	0.00	0.00	0.00	0.00	0.00
01 1100 810 001 052	REG INSTR - DUES & FEES IND TECH BHS	0.00	0.00	0.00	0.00	0.00	0.00	0.00
01 1100 810 001 053	REG INSTR - DUES & FEES FCS BHS	0.00	0.00	0.00	0.00	0.00	0.00	0.00
01 1100 810 001 060	REG INSTR - DUES & FEES PE BHS	832.00	0.00	0.00	90.75	832.00	755.00	77.00
01 1100 810 001 070	REG INSTR - DUES & FEES SCIENCE BHS	0.00	0.00	0.00	0.00	0.00	0.00	0.00
01 1100 810 001 080	REG INSTR - DUES & FEES ART BHS	0.00	0.00	0.00	0.00	0.00	0.00	0.00
01 1100 810 001 081	REG INSTR - DUES & FEES VOCAL MUSIC BHS	4,378.00	478.00	731.00	16.70	3,647.00	0.00	3,647.00
01 1100 810 001 082	REG INSTR - DUES & FEES INSTR MUSIC BHS	4,802.00	2,234.00	3,037.00	63.24	1,765.00	0.00	1,765.00
01 1100 810 002	REG INSTR - DUES & FEES BE	478.00	150.00	150.00	83.68	328.00	250.00	78.00
01 1100 810 002 001	REG INSTR - DUES & FEES 1ST GRADE BE	685.00	0.00	0.00	0.00	685.00	0.00	685.00
01 1100 810 002 002	REG INSTR - DUES & FEES 2ND GRADE BE	776.00	0.00	0.00	0.00	776.00	0.00	776.00
01 1100 810 002 003	REG INSTR - DUES & FEES 3RD GRADE BE	1,109.00	0.00	0.00	0.00	1,109.00	0.00	1,109.00
01 1100 810 002 004	REG INSTR - DUES & FEES 4TH GRADE BE	0.00	0.00	0.00	0.00	0.00	0.00	0.00
01 1100 810 002 005	REG INSTR - DUES & FEES 5TH GRADE BE	0.00	531.20	531.20	0.00	(531.20)	0.00	(531.20)
01 1100 810 002 007	REG INSTR - DUES & FEES KDG BE	0.00	0.00	503.50	0.00	(503.50)	0.00	(503.50)
01 1100 810 002 060	REG INSTR - DUES & FEES PE BE	0.00	0.00	0.00	0.00	0.00	0.00	0.00
01 1100 810 002 080	REG INSTR - DUES & FEES ART BE	0.00	0.00	0.00	0.00	0.00	0.00	0.00
01 1100 810 002 081	REG INSTR - DUES & FEES VOCAL MUSIC BE	568.00	0.00	0.00	0.00	568.00	0.00	568.00
01 1100 810 002 082	REG INSTR - DUES & FEES INSTR MUSIC BE	0.00	0.00	0.00	0.00	0.00	0.00	0.00
01 1100 810 003	REG INSTR - DUES & FEES PC	257.00	0.00	0.00	0.00	257.00	0.00	257.00
01 1100 810 003 001	REG INSTR - DUES & FEES 1ST GRADE PC	896.00	0.00	0.00	0.00	896.00	0.00	896.00
01 1100 810 003 002	REG INSTR - DUES & FEES 2ND GRADE PC	707.00	0.00	0.00	0.00	707.00	0.00	707.00
01 1100 810 003 003	REG INSTR - DUES & FEES 3RD GRADE PC	679.00	0.00	0.00	0.00	679.00	0.00	679.00
01 1100 810 003 004	REG INSTR - DUES & FEES 4TH GRADE PC	159.00	0.00	0.00	0.00	159.00	0.00	159.00
01 1100 810 003 005	REG INSTR - DUES & FEES 5TH GRADE PC	609.00	100.00	100.00	16.42	509.00	0.00	509.00
01 1100 810 003 007	REG INSTR - DUES & FEES KDG PC	1,781.00	0.00	0.00	0.00	1,781.00	0.00	1,781.00
01 1100 810 003 060	REG INSTR - DUES & FEES PE PC	0.00	0.00	0.00	0.00	0.00	0.00	0.00
01 1100 810 003 080	REG INSTR - DUES & FEES ART PC	0.00	0.00	0.00	0.00	0.00	0.00	0.00
01 1100 810 003 081	REG INSTR - DUES & FEES VOCAL MUSIC PC	0.00	0.00	143.00	0.00	(143.00)	0.00	(143.00)
01 1100 810 003 082	REG INSTR - DUES & FEES INSTR MUSIC PC	0.00	0.00	0.00	0.00	0.00	0.00	0.00
01 1100 810 004	REG INSTR - DUES & FEES HE	1,598.00	0.00	0.00	0.00	1,598.00	0.00	1,598.00
01 1100 810 004 001	REG INSTR - DUES & FEES 1ST GRADE HE	1,354.00	0.00	0.00	0.00	1,354.00	0.00	1,354.00

Account Number	Account Description	Revised Budget	Expended During Month	Expenditures to Date	% of Budget	Balance at EOM	P/ O Outstanding	Unencumbered Balance
01 1100 890 004 082	REG INSTR - OTHER MISC INSTR MUSIC HE	0.00	0.00	0.00	0.00	0.00	0.00	0.00
01 1100 890 005	REG INSTR - OTHER MISC BMS	186.00	0.00	0.00	0.00	186.00	0.00	186.00
01 1100 890 005 015	REG INSTR - OTHER MISC ENGLISH BMS	0.00	0.00	0.00	0.00	0.00	0.00	0.00
01 1100 890 005 018	REG INSTR - OTHER MISC READING BMS	0.00	0.00	0.00	0.00	0.00	0.00	0.00
01 1100 890 005 019	REG INSTR - OTHER MISC SPEECH/DRAMA BMS	0.00	0.00	0.00	0.00	0.00	0.00	0.00
01 1100 890 005 022	REG INSTR - OTHER MISC WORLD LANG BMS	0.00	0.00	0.00	0.00	0.00	0.00	0.00
01 1100 890 005 030	REG INSTR - OTHER MISC SOC STUD BMS	0.00	0.00	0.00	0.00	0.00	0.00	0.00
01 1100 890 005 040	REG INSTR - OTHER MISC MATH BMS	0.00	0.00	0.00	0.00	0.00	0.00	0.00
01 1100 890 005 050	REG INSTR - OTHER MISC T&L BMS	0.00	0.00	0.00	0.00	0.00	0.00	0.00
01 1100 890 005 054	REG INSTR - OTHER MISC COMPUTERS BMS	0.00	0.00	0.00	0.00	0.00	0.00	0.00
01 1100 890 005 060	REG INSTR - OTHER MISC PE/HEALTH BMS	0.00	0.00	0.00	0.00	0.00	0.00	0.00
01 1100 890 005 070	REG INSTR - OTHER MISC SCIENCE BMS	584.00	0.00	0.00	0.00	584.00	0.00	584.00
01 1100 890 005 080	REG INSTR - OTHER MISC ART BMS	0.00	0.00	0.00	0.00	0.00	0.00	0.00
01 1100 890 005 081	REG INSTR - OTHER MISC VOCAL MUSIC BMS	0.00	0.00	0.00	0.00	0.00	0.00	0.00
01 1100 890 005 082	REG INSTR - OTHER MISC INSTR MUSIC BMS	424.00	0.00	0.00	0.00	424.00	0.00	424.00
01 1100 890 005 083	REG INSTR - OTHER MISC GENERAL MUSIC BMS	186.00	0.00	0.00	0.00	186.00	0.00	186.00
01 1100 890 006	REG INSTR - OTHER MISC AP	0.00	0.00	0.00	0.00	0.00	0.00	0.00
01 1100 890 006 001	REG INSTR - OTHER MISC 1ST GRADE AP	0.00	0.00	0.00	0.00	0.00	0.00	0.00
01 1100 890 006 002	REG INSTR - OTHER MISC 2ND GRADE AP	0.00	0.00	0.00	0.00	0.00	0.00	0.00
01 1100 890 006 003	REG INSTR - OTHER MISC 3RD GRADE AP	428.00	0.00	0.00	0.00	428.00	0.00	428.00
01 1100 890 006 004	REG INSTR - OTHER MISC 4TH GRADE AP	0.00	0.00	0.00	0.00	0.00	0.00	0.00
01 1100 890 006 005	REG INSTR - OTHER MISC 5TH GRADE AP	669.00	0.00	0.00	0.00	669.00	0.00	669.00
01 1100 890 006 007	REG INSTR - OTHER MISC KDG AP	0.00	0.00	0.00	0.00	0.00	0.00	0.00
01 1100 890 006 060	REG INSTR - OTHER MISC PE AP	0.00	0.00	0.00	0.00	0.00	0.00	0.00
01 1100 890 006 080	REG INSTR - OTHER MISC ART AP	0.00	0.00	0.00	0.00	0.00	0.00	0.00
01 1100 890 006 081	REG INSTR - OTHER MISC VOCAL MUSIC AP	0.00	0.00	0.00	0.00	0.00	0.00	0.00
01 1100 890 006 082	REG INSTR - OTHER MISC INSTR MUSIC AP	0.00	0.00	0.00	0.00	0.00	0.00	0.00
01 1100 890 007	REG INSTR - OTHER MISC SE	0.00	0.00	0.00	0.00	0.00	0.00	0.00
01 1100 890 007 001	REG INSTR - OTHER MISC 1ST GRADE SE	292.00	0.00	0.00	0.00	292.00	0.00	292.00
01 1100 890 007 002	REG INSTR - OTHER MISC 2ND GRADE SE	0.00	0.00	0.00	0.00	0.00	0.00	0.00
01 1100 890 007 003	REG INSTR - OTHER MISC 3RD GRADE SE	0.00	0.00	0.00	0.00	0.00	0.00	0.00
01 1100 890 007 004	REG INSTR - OTHER MISC 4TH GRADE SE	0.00	0.00	0.00	0.00	0.00	0.00	0.00
01 1100 890 007 005	REG INSTR - OTHER MISC 5TH GRADE SE	357.00	0.00	0.00	0.00	357.00	0.00	357.00
01 1100 890 007 007	REG INSTR - OTHER MISC KDG SE	0.00	0.00	0.00	0.00	0.00	0.00	0.00
01 1100 890 007 060	REG INSTR - OTHER MISC PE SE	0.00	0.00	0.00	0.00	0.00	0.00	0.00
01 1100 890 007 080	REG INSTR - OTHER MISC ART SE	0.00	0.00	0.00	0.00	0.00	0.00	0.00
01 1100 890 007 081	REG INSTR - OTHER MISC VOCAL MUSIC SE	0.00	0.00	0.00	0.00	0.00	0.00	0.00
01 1100 890 007 082	REG INSTR - OTHER MISC INSTR MUSIC SE	0.00	0.00	0.00	0.00	0.00	0.00	0.00
01 1100 890 008	REG INSTR - OTHER MISC BSMS	1,462.00	0.00	0.00	0.00	1,462.00	0.00	1,462.00
01 1100 890 008 015	REG INSTR - OTHER MISC ENGLISH BSMS	0.00	0.00	0.00	0.00	0.00	0.00	0.00
01 1100 890 008 018	REG INSTR - OTHER MISC READING BSMS	0.00	0.00	0.00	0.00	0.00	0.00	0.00
01 1100 890 008 019	REG INSTR - OTHER MISC SPEECH/DRAMA BSMS	0.00	0.00	0.00	0.00	0.00	0.00	0.00
01 1100 890 008 022	REG INSTR - OTHER MISC WORLD LANG BSMS	0.00	0.00	0.00	0.00	0.00	0.00	0.00
01 1100 890 008 030	REG INSTR - OTHER MISC SOC STUD BSMS	0.00	0.00	0.00	0.00	0.00	0.00	0.00
01 1100 890 008 040	REG INSTR - OTHER MISC MATH BSMS	0.00	0.00	0.00	0.00	0.00	0.00	0.00
01 1100 890 008 050	REG INSTR - OTHER MISC T&L BSMS	0.00	0.00	0.00	0.00	0.00	0.00	0.00
01 1100 890 008 054	REG INSTR - OTHER MISC COMPUTERS BSMS	0.00	0.00	0.00	0.00	0.00	0.00	0.00
01 1100 890 008 060	REG INSTR - OTHER MISC PE/HEALTH BSMS	0.00	0.00	0.00	0.00	0.00	0.00	0.00
01 1100 890 008 070	REG INSTR - OTHER MISC SCIENCE BSMS	0.00	0.00	0.00	0.00	0.00	0.00	0.00
01 1100 890 008 080	REG INSTR - OTHER MISC ART BSMS	0.00	0.00	0.00	0.00	0.00	0.00	0.00
01 1100 890 008 081	REG INSTR - OTHER MISC VOCAL MUSIC BSMS	0.00	0.00	0.00	0.00	0.00	0.00	0.00
01 1100 890 008 082	REG INSTR - OTHER MISC INSTR MUSIC BSMS	756.00	0.00	0.00	0.00	756.00	0.00	756.00
01 1100 890 008 083	REG INSTR - OTHER MISC GENERAL MUSIC BSMS	0.00	0.00	0.00	0.00	0.00	0.00	0.00
1100	REGULAR INSTRUCTIONAL PROGRAMS	30,428,461.00	2,250,060.78	6,807,322.11	22.52	23,621,138.89	45,296.54	23,575,842.35

12/08/2025 12:31 PM

User ID: LURVELYNN

Account Number	Account Description	Revised Budget	Expended During Month	Expenditures to Date	% of Budget	Balance at EOM	P/ O Outstanding	Unencumbered Balance
01 1125 111 002	SALARIES TEACHERS BE	71,456.00	5,854.90	17,564.70	24.58	53,891.30	0.00	53,891.30
01 1125 111 003	SALARIES TEACHERS PC	77,519.00	5,563.62	16,690.86	21.53	60,828.14	0.00	60,828.14
01 1125 111 004	SALARIES TEACHERS HE	73,896.00	6,087.94	18,263.82	24.72	55,632.18	0.00	55,632.18
01 1125 211 002	GROUP INS TEACHERS/PROF BE	26,416.00	2,088.36	6,265.08	23.72	20,150.92	0.00	20,150.92
01 1125 211 003	GROUP INS TEACHERS/PROF PC	30,190.00	2,088.37	6,265.11	20.75	23,924.89	0.00	23,924.89
01 1125 211 004	GROUP INS TEACHERS/PROF HE	9,756.00	776.03	2,328.09	23.86	7,427.91	0.00	7,427.91
01 1125 221 002	SOC SEC TEACHERS/PROF BE	5,487.00	439.67	1,319.01	24.04	4,167.99	0.00	4,167.99
01 1125 221 003	SOC SEC TEACHERS/PROF PC	5,953.00	417.44	1,252.32	21.04	4,700.68	0.00	4,700.68
01 1125 221 004	SOC SEC TEACHERS/PROF HE	5,773.00	465.31	1,395.93	24.18	4,377.07	0.00	4,377.07
01 1125 231 002	RETIREMENT TEACHERS/PROF BE	4,426.00	430.34	1,291.02	29.17	3,134.98	0.00	3,134.98
01 1125 231 003	RETIREMENT TEACHERS/PROF PC	4,802.00	408.93	1,226.79	25.55	3,575.21	0.00	3,575.21
01 1125 231 004	RETIREMENT TEACHERS/PROF HE	4,579.00	447.47	1,342.41	29.32	3,236.59	0.00	3,236.59
01 1125 237 002	INCR RET CONTR BE	1,336.00	42.74	128.22	9.60	1,207.78	0.00	1,207.78
01 1125 237 003	INCR RET CONTR PC	1,456.00	40.62	121.86	8.37	1,334.14	0.00	1,334.14
01 1125 237 004	INCR RET CONTR HE	1,387.00	44.44	133.32	9.61	1,253.68	0.00	1,253.68
1125	Regular Instructional Programs School Age Flex	324,432.00	25,196.18	75,588.54	23.30	248,843.46	0.00	248,843.46
1150	LIMITED ENGLISH PROF PROGRAMS							
01 1150 111 000	LEP - SALARIES NON-INSTR DIST	126,117.00	12,878.25	38,634.75	30.63	87,482.25	0.00	87,482.25
01 1150 112 000	LEP - SALARIES INSTR AIDES DIST	36,561.00	4,828.64	12,724.50	34.80	23,836.50	0.00	23,836.50
01 1150 151 000	LEP - ADD'L COMP TEACHERS DIST	256.00	28.34	85.02	33.21	170.98	0.00	170.98
01 1150 152 000	LEP - ADD'L COMP INSTR AIDES DIST	0.00	9.10	27.30	0.00	(27.30)	0.00	(27.30)
01 1150 211 000	LEP - GROUP INS TEACHERS DIST	10,943.00	1,636.23	4,908.69	44.86	6,034.31	0.00	6,034.31
01 1150 212 000	LEP - GROUP INS INSTR AIDES DIST	0.00	4.20	12.60	0.00	(12.60)	0.00	(12.60)
01 1150 221 000	LEP - SOC SEC TEACHERS DIST	9,855.00	982.40	2,947.21	29.91	6,907.79	0.00	6,907.79
01 1150 222 000	LEP - SOC SEC INSTR AIDES DIST	2,867.00	370.09	975.53	34.03	1,891.47	0.00	1,891.47
01 1150 231 000	LEP - RETIREMENT TEACHERS DIST	7,813.00	946.55	2,839.66	36.35	4,973.34	0.00	4,973.34
01 1150 232 000	LEP - RETIREMENT INSTR AIDES DIST	2,265.00	354.91	935.25	41.29	1,329.75	0.00	1,329.75
01 1150 237 000	LEP - INCR RET CONTR DIST	3,143.00	129.26	374.91	11.93	2,768.09	0.00	2,768.09
01 1150 281 000	LEP - HEALTH BEN TEACHERS DIST	0.00	0.00	0.00	0.00	0.00	0.00	0.00
01 1150 580 000	LEP - TRAVEL & MILEAGE DIST	375.00	0.00	0.00	0.00	375.00	0.00	375.00
01 1150 610 000	LEP - SUPPLIES DIST	340.00	0.00	0.00	0.00	340.00	0.00	340.00
01 1150 733 000	LEP - FURN & EQUIP DIST	0.00	0.00	0.00	0.00	0.00	0.00	0.00
01 1150 734 000	LEP - HARDWARE DIST	0.00	0.00	0.00	0.00	0.00	0.00	0.00
01 1150 735 000	LEP - SOFTWARE DIST	0.00	0.00	0.00	0.00	0.00	0.00	0.00
01 1150 810 000	LEP - DUES & FEES DIST	3,717.00	687.30	1,169.20	31.46	2,547.80	0.00	2,547.80
1150	LIMITED ENGLISH PROF PROGRAMS	204,252.00	22,855.27	65,634.62	32.13	138,617.38	0.00	138,617.38
1160	PROVERTY PROGRAMS							
01 1160 111 001	POVERTY - SALARIES TEACHERS BHS	33,526.00	0.00	0.00	0.00	33,526.00	0.00	33,526.00
01 1160 111 002	POVERTY - SALARIES TEACHERS BE	16,815.00	0.00	0.00	0.00	16,815.00	0.00	16,815.00
01 1160 111 003	POVERTY - SALARIES TEACHERS PC	10,586.00	0.00	0.00	0.00	10,586.00	0.00	10,586.00
01 1160 111 004	POVERTY - SALARIES TEACHERS HE	16,720.00	0.00	0.00	0.00	16,720.00	0.00	16,720.00
01 1160 111 005	POVERTY - SALARIES TEACHERS BMS	16,803.00	0.00	0.00	0.00	16,803.00	0.00	16,803.00
01 1160 111 006	POVERTY - SALARIES TEACHERS AP	5,381.00	0.00	0.00	0.00	5,381.00	0.00	5,381.00
01 1160 111 007	POVERTY - SALARIES TEACHERS SE	4,611.00	0.00	0.00	0.00	4,611.00	0.00	4,611.00
01 1160 111 008	POVERTY - SALARIES TEACHERS BSMS	19,952.00	0.00	0.00	0.00	19,952.00	0.00	19,952.00
01 1160 151 001	POVERTY - ADD'L COMP TEACHERS BHS	0.00	0.00	0.00	0.00	0.00	0.00	0.00
01 1160 151 002	POVERTY - ADD'L COMP TEACHERS BE	0.00	0.00	0.00	0.00	0.00	0.00	0.00
01 1160 151 003	POVERTY - ADD'L COMP TEACHERS PC	0.00	0.00	0.00	0.00	0.00	0.00	0.00
01 1160 151 004	POVERTY - ADD'L COMP TEACHERS HE	0.00	0.00	0.00	0.00	0.00	0.00	0.00
01 1160 151 005	POVERTY - ADD'L COMP TEACHERS BMS	0.00	0.00	0.00	0.00	0.00	0.00	0.00
01 1160 151 006	POVERTY - ADD'L COMP TEACHERS AP	0.00	0.00	0.00	0.00	0.00	0.00	0.00
01 1160 151 007	POVERTY - ADD'L COMP TEACHERS SE	0.00	0.00	0.00	0.00	0.00	0.00	0.00
01 1160 151 008	POVERTY - ADD'L COMP TEACHERS BSMS	0.00	0.00	0.00	0.00	0.00	0.00	0.00
01 1160 211 001	POVERTY - GROUP INS TEACHERS BHS	6,821.00	0.00	0.00	0.00	6,821.00	0.00	6,821.00

12/08/2025 12:31 PM

User ID: LURVELYNN

Account Number	Account Description	Revised Budget	Expended During Month	Expenditures to Date	% of Budget	Balance at EOM	P/ O Outstanding	Unencumbered Balance
01 1160 211 002	POVERTY - GROUP INS TEACHERS BE	6,918.00	0.00	0.00	0.00	6,918.00	0.00	6,918.00
01 1160 211 003	POVERTY - GROUP INS TEACHERS PC	2,708.00	0.00	0.00	0.00	2,708.00	0.00	2,708.00
01 1160 211 004	POVERTY - GROUP INS TEACHERS HE	6,918.00	0.00	0.00	0.00	6,918.00	0.00	6,918.00
01 1160 211 005	POVERTY - GROUP INS TEACHERS BMS	5,571.00	0.00	0.00	0.00	5,571.00	0.00	5,571.00
01 1160 211 006	POVERTY - GROUP INS TEACHERS AP	1,138.00	0.00	0.00	0.00	1,138.00	0.00	1,138.00
01 1160 211 007	POVERTY - GROUP INS TEACHERS SE	841.00	0.00	0.00	0.00	841.00	0.00	841.00
01 1160 211 008	POVERTY - GROUP INS TEACHERS BSMS	2,679.00	0.00	0.00	0.00	2,679.00	0.00	2,679.00
01 1160 221 001	POVERTY - SOC SEC TEACHERS BHS	2,622.00	0.00	0.00	0.00	2,622.00	0.00	2,622.00
01 1160 221 002	POVERTY - SOC SEC TEACHERS BE	1,292.00	0.00	0.00	0.00	1,292.00	0.00	1,292.00
01 1160 221 003	POVERTY - SOC SEC TEACHERS PC	840.00	0.00	0.00	0.00	840.00	0.00	840.00
01 1160 221 004	POVERTY - SOC SEC TEACHERS HE	1,301.00	0.00	0.00	0.00	1,301.00	0.00	1,301.00
01 1160 221 005	POVERTY - SOC SEC TEACHERS BMS	1,295.00	0.00	0.00	0.00	1,295.00	0.00	1,295.00
01 1160 221 006	POVERTY - SOC SEC TEACHERS AP	420.00	0.00	0.00	0.00	420.00	0.00	420.00
01 1160 221 007	POVERTY - SOC SEC TEACHERS SE	360.00	0.00	0.00	0.00	360.00	0.00	360.00
01 1160 221 008	POVERTY - SOC SEC TEACHERS BSMS	1,605.00	0.00	0.00	0.00	1,605.00	0.00	1,605.00
01 1160 231 001	POVERTY - RETIREMENT TEACHERS BHS	2,078.00	0.00	0.00	0.00	2,078.00	0.00	2,078.00
01 1160 231 002	POVERTY - RETIREMENT TEACHERS BE	1,042.00	0.00	0.00	0.00	1,042.00	0.00	1,042.00
01 1160 231 003	POVERTY - RETIREMENT TEACHERS PC	656.00	0.00	0.00	0.00	656.00	0.00	656.00
01 1160 231 004	POVERTY - RETIREMENT TEACHERS HE	1,036.00	0.00	0.00	0.00	1,036.00	0.00	1,036.00
01 1160 231 005	POVERTY - RETIREMENT TEACHERS BMS	1,041.00	0.00	0.00	0.00	1,041.00	0.00	1,041.00
01 1160 231 006	POVERTY - RETIREMENT TEACHERS AP	333.00	0.00	0.00	0.00	333.00	0.00	333.00
01 1160 231 007	POVERTY - RETIREMENT TEACHERS SE	286.00	0.00	0.00	0.00	286.00	0.00	286.00
01 1160 231 008	POVERTY - RETIREMENT TEACHERS BSMS	1,236.00	0.00	0.00	0.00	1,236.00	0.00	1,236.00
01 1160 237 001	POVERTY - INCR RET CONTR BHS	629.00	0.00	0.00	0.00	629.00	0.00	629.00
01 1160 237 002	POVERTY - INCR RET CONTR BE	312.00	0.00	0.00	0.00	312.00	0.00	312.00
01 1160 237 003	POVERTY - INCR RET CONTR PC	199.00	0.00	0.00	0.00	199.00	0.00	199.00
01 1160 237 004	POVERTY - INCR RET CONTR HE	310.00	0.00	0.00	0.00	310.00	0.00	310.00
01 1160 237 005	POVERTY - INCR RET CONTR BMS	315.00	0.00	0.00	0.00	315.00	0.00	315.00
01 1160 237 006	POVERTY - INCR RET CONTR AP	101.00	0.00	0.00	0.00	101.00	0.00	101.00
01 1160 237 007	POVERTY - INCR RET CONTR SE	0.00	0.00	0.00	0.00	0.00	0.00	0.00
01 1160 237 008	POVERTY - INCR RET CONTR BSMS	371.00	0.00	0.00	0.00	371.00	0.00	371.00
01 1160 281 001	POVERTY - HEALTH BEN TEACHERS BHS	670.00	0.00	0.00	0.00	670.00	0.00	670.00
01 1160 281 002	POVERTY - HEALTH BEN TEACHERS BE	0.00	0.00	0.00	0.00	0.00	0.00	0.00
01 1160 281 003	POVERTY - HEALTH BEN TEACHERS PC	302.00	0.00	0.00	0.00	302.00	0.00	302.00
01 1160 281 004	POVERTY - HEALTH BEN TEACHERS HE	0.00	0.00	0.00	0.00	0.00	0.00	0.00
01 1160 281 005	POVERTY - HEALTH BEN TEACHERS BMS	0.00	0.00	0.00	0.00	0.00	0.00	0.00
01 1160 281 006	POVERTY - HEALTH TEACHERS AP	0.00	0.00	0.00	0.00	0.00	0.00	0.00
01 1160 281 007	POVERTY - HEALTH TEACHERS SE	0.00	0.00	0.00	0.00	0.00	0.00	0.00
01 1160 281 008	POVERTY - HEALTH BEN TEACHERS BSMS	636.00	0.00	0.00	0.00	636.00	0.00	636.00
01 1160 340 002	POVERTY - OTHER PROF SERVICES BE	0.00	0.00	0.00	0.00	0.00	0.00	0.00
01 1160 340 006	POVERTY - OTHER PROF SERVICES AP	0.00	0.00	0.00	0.00	0.00	0.00	0.00
01 1160 610 002	POVERTY - SUPPLIES BE	0.00	0.00	0.00	0.00	0.00	0.00	0.00
01 1160 610 006	POVERTY - SUPPLIES AP	0.00	0.00	0.00	0.00	0.00	0.00	0.00
1160	PROVERTY PROGRAMS	179,276.00	0.00	0.00	0.00	179,276.00	0.00	179,276.00
1200	SPECIAL EDUCATION INSTRUCTIONAL PROGRAMS							
01 1200 110 000	SPED - SALARIES NON-INSTR DIST	150,736.00	12,070.08	35,751.34	23.72	114,984.66	0.00	114,984.66
01 1200 111 000	SPED - SALARIES TEACHERS DIST	234,948.00	18,221.75	54,665.25	23.27	180,282.75	0.00	180,282.75
01 1200 111 001	SPED - SALARIES TEACHERS BHS	559,539.00	41,756.74	125,270.22	22.39	434,268.78	0.00	434,268.78
01 1200 111 002	SPED - SALARIES TEACHERS BE	192,080.00	21,426.22	64,278.66	33.46	127,801.34	0.00	127,801.34
01 1200 111 003	SPED - SALARIES TEACHERS PC	213,704.00	21,368.68	64,491.30	30.18	149,212.70	0.00	149,212.70
01 1200 111 004	SPED - SALARIES TEACHERS HE	296,528.00	23,545.07	70,635.21	23.82	225,892.79	0.00	225,892.79
01 1200 111 005	SPED - SALARIES TEACHERS BMS	230,641.00	18,341.75	55,025.25	23.86	175,615.75	0.00	175,615.75
01 1200 111 006	SPED - SALARIES TEACHERS AP	210,271.00	14,225.22	42,675.66	20.30	167,595.34	0.00	167,595.34
01 1200 111 007	SPED - SALARIES TEACHERS SE	111,010.00	9,626.16	28,878.48	26.01	82,131.52	0.00	82,131.52
01 1200 111 008	SPED - SALARIES TEACHERS BSMS	313,075.00	18,006.29	65,411.67	20.89	247,663.33	0.00	247,663.33

12/08/2025 12:31 PM

User ID: LURVELYNN

Account Number	Account Description	Revised Budget	Expended During Month	Expenditures to Date	% of Budget	Balance at EOM	P/ O Outstanding	Unencumbered Balance
01 1200 112 000	SPED - SALARIES INSTR AIDES	20,887.00	7,196.00	18,890.47	90.44	1,996.53	0.00	1,996.53
01 1200 112 001	SPED - SALARIES INSTR AIDES BHS	76,352.00	7,471.04	19,571.81	25.63	56,780.19	0.00	56,780.19
01 1200 112 002	SPED - SALARIES INSTR AIDES BE	176,574.00	22,815.13	58,136.32	32.92	118,437.68	0.00	118,437.68
01 1200 112 003	SPED - SALARIES INSTR AIDES PC	154,286.00	17,805.08	41,791.57	27.09	112,494.43	0.00	112,494.43
01 1200 112 004	SPED - SALARIES INSTR AIDES HE	196,289.00	19,750.14	54,817.20	27.93	141,471.80	0.00	141,471.80
01 1200 112 005	SPED - SALARIES INSTR AIDES BMS	66,295.00	7,869.46	21,074.54	31.79	45,220.46	0.00	45,220.46
01 1200 112 006	SPED - SALARIES INSTR AIDES AP	144,933.00	18,870.70	47,795.56	32.98	97,137.44	0.00	97,137.44
01 1200 112 007	SPED - SALARIES INSTR AIDES SE	61,813.00	8,533.14	22,477.87	36.36	39,335.13	0.00	39,335.13
01 1200 112 008	SPED - SALARIES INSTR AIDES BSMS	107,140.00	18,254.23	41,948.22	39.15	65,191.78	0.00	65,191.78
01 1200 122 001	SPED - SUB AIDES BHS	2,178.00	0.00	0.00	0.00	2,178.00	0.00	2,178.00
01 1200 122 002	SPED - SUB AIDES BE	2,773.00	1,050.06	2,066.46	74.52	706.54	0.00	706.54
01 1200 122 003	SPED - SUB AIDES PC	8,511.00	667.82	1,211.67	14.24	7,299.33	0.00	7,299.33
01 1200 122 004	SPED - SUB AIDES HE	12,433.00	3,573.77	5,040.41	40.54	7,392.59	0.00	7,392.59
01 1200 122 005	SPED - SUB AIDES BMS	7,990.00	573.52	718.91	9.00	7,271.09	0.00	7,271.09
01 1200 122 006	SPED - SUB AIDES AP	15,066.00	588.59	1,590.92	10.56	13,475.08	0.00	13,475.08
01 1200 122 007	SPED - SUB AIDES SE	16,330.00	1,344.02	4,697.05	28.76	11,632.95	0.00	11,632.95
01 1200 122 008	SPED - SUB AIDES BSMS	430.00	0.00	0.00	0.00	430.00	0.00	430.00
01 1200 123 001	SPED - SUB TEACHERS BHS	15,006.00	1,205.38	1,730.38	11.53	13,275.62	0.00	13,275.62
01 1200 123 002	SPED - SUB TEACHERS BE	2,375.00	700.00	1,487.50	62.63	887.50	0.00	887.50
01 1200 123 003	SPED - SUB TEACHERS PC	16,248.00	1,050.00	1,487.50	9.15	14,760.50	0.00	14,760.50
01 1200 123 004	SPED - SUB TEACHERS HE	15,679.00	3,575.00	11,870.00	75.71	3,809.00	0.00	3,809.00
01 1200 123 005	SPED - SUB TEACHERS BMS	12,745.00	700.00	1,312.50	10.30	11,432.50	0.00	11,432.50
01 1200 123 006	SPED - SUB TEACHERS AP	10,165.00	727.24	1,930.00	18.99	8,235.00	0.00	8,235.00
01 1200 123 007	SPED - SUB TEACHERS SE	12,786.00	175.00	350.00	2.74	12,436.00	0.00	12,436.00
01 1200 123 008	SPED - SUB TEACHERS BSMS	9,932.00	3,057.50	6,120.00	61.62	3,812.00	0.00	3,812.00
01 1200 130 000	SPED - OT SALARIES NON-INSTR DIST	322.00	0.00	1.92	0.60	320.08	0.00	320.08
01 1200 132 004	SPED - OT SALARIES NON-INSTR HE	0.00	1.88	61.08	0.00	(61.08)	0.00	(61.08)
01 1200 132 006	SPED - OT SALARIES NON- INSTR AP	633.00	123.73	512.17	80.91	120.83	0.00	120.83
01 1200 132 008	SPED - OT SALARIES NON- INSTR BSMS	0.00	0.00	0.00	0.00	0.00	0.00	0.00
01 1200 150 000	SPED - ADD'L COMP NON-INSTR DIST	303.00	26.16	78.48	25.90	224.52	0.00	224.52
01 1200 151 000	SPED - ADD'L COMP TEACHERS DIST	1,607.00	40.08	120.24	7.48	1,486.76	0.00	1,486.76
01 1200 151 001	SPED - ADD'L COMP TEACHERS BHS	4,988.00	91.50	345.30	6.92	4,642.70	0.00	4,642.70
01 1200 151 002	SPED - ADD'L COMP TEACHERS BE	4,301.00	47.43	420.55	9.78	3,880.45	0.00	3,880.45
01 1200 151 003	SPED - ADD'L COMP TEACHERS PC	7,611.00	112.46	2,750.18	36.13	4,860.82	0.00	4,860.82
01 1200 151 004	SPED - ADD'L COMP TEACHERS HE	2,453.00	116.84	881.86	35.95	1,571.14	0.00	1,571.14
01 1200 151 005	SPED - ADD'L COMP TEACHERS BMS	6,019.00	40.35	234.33	3.89	5,784.67	0.00	5,784.67
01 1200 151 006	SPED - ADD'L COMP TEACHERS AP	5,349.00	37.65	762.78	14.26	4,586.22	0.00	4,586.22
01 1200 151 007	SPED - ADD'L COMP TEACHERS SE	1,868.00	21.18	763.26	40.86	1,104.74	0.00	1,104.74
01 1200 151 008	SPED - ADD'L COMP TEACHERS BSMS	1,754.00	133.75	266.97	15.22	1,487.03	0.00	1,487.03
01 1200 152 000	SPED - ADD'L COMP AIDES	4,898.00	2,305.75	6,103.89	124.62	(1,205.89)	0.00	(1,205.89)
01 1200 152 001	SPED - ADD'L COMP AIDES BHS	198.00	13.63	40.89	20.65	157.11	0.00	157.11
01 1200 152 002	SPED - ADD'L COMP AIDES BE	343.00	38.17	109.19	31.83	233.81	0.00	233.81
01 1200 152 003	SPED - ADD'L COMP AIDES PC	286.00	39.62	123.39	43.14	162.61	0.00	162.61
01 1200 152 004	SPED - ADD'L COMP AIDES HE	442.00	37.62	122.98	27.82	319.02	0.00	319.02
01 1200 152 005	SPED - ADD'L COMP AIDES BMS	0.00	13.95	41.85	0.00	(41.85)	0.00	(41.85)
01 1200 152 006	SPED - ADD'L COMP AIDES AP	132.00	29.09	87.27	66.11	44.73	0.00	44.73
01 1200 152 007	SPED - ADD'L COMP AIDES SE	114.00	13.38	40.14	35.21	73.86	0.00	73.86
01 1200 152 008	SPED - ADD'L COMP AIDES BSMS	256.00	32.40	106.33	41.54	149.67	0.00	149.67
01 1200 210 000	SPED - GROUP INS NON-INSTR DIST	45,010.00	2,459.00	7,377.00	16.39	37,633.00	0.00	37,633.00
01 1200 211 000	SPED - GROUP INS TEACHERS/PROF DIST	12,222.00	1,848.32	5,531.96	45.26	6,690.04	0.00	6,690.04
01 1200 211 001	SPED - GROUP INS TEACHERS BHS	137,320.00	12,971.08	38,913.24	28.34	98,406.76	0.00	98,406.76
01 1200 211 002	SPED - GROUP INS TEACHERS BE	45,039.00	5,373.44	16,120.32	35.79	28,918.68	0.00	28,918.68
01 1200 211 003	SPED - GROUP INS TEACHERS PC	79,390.00	6,086.28	18,258.84	23.00	61,131.16	0.00	61,131.16
01 1200 211 004	SPED - GROUP INS TEACHERS HE	119,399.00	6,762.12	20,286.36	16.99	99,112.64	0.00	99,112.64
01 1200 211 005	SPED - GROUP INS TEACHERS BMS	117,447.00	9,488.63	28,465.89	24.24	88,981.11	0.00	88,981.11

12/08/2025 12:31 PM

User ID: LURVELYNN

Account Number	Account Description	Revised Budget	Expended During Month	Expenditures to Date	% of Budget	Balance at EOM	P/ O Outstanding	Unencumbered Balance
01 1200 211 006	SPED - GROUP INS TEACHERS AP	88,985.00	6,736.90	20,210.70	22.71	68,774.30	0.00	68,774.30
01 1200 211 007	SPED - GROUP INS TEACHERS SE	14,956.00	915.07	2,745.21	18.36	12,210.79	0.00	12,210.79
01 1200 211 008	SPED - GROUP INS TEACHERS BSMS	69,429.00	4,768.16	14,304.48	20.60	55,124.52	0.00	55,124.52
01 1200 212 000	SPED - GROUP INS INSTR AIDES	0.00	8.40	25.20	0.00	(25.20)	0.00	(25.20)
01 1200 212 001	SPED - GROUP INS AIDES BHS	2,595.00	344.19	1,060.50	40.87	1,534.50	0.00	1,534.50
01 1200 212 002	SPED - GROUP INS AIDES BE	217.00	18.90	52.50	24.19	164.50	0.00	164.50
01 1200 212 003	SPED - GROUP INS AIDES PC	173.00	15.75	40.95	23.67	132.05	0.00	132.05
01 1200 212 004	SPED - GROUP INS AIDES HE	9,341.00	697.99	2,089.77	22.37	7,251.23	0.00	7,251.23
01 1200 212 005	SPED - GROUP INS AIDES BMS	0.00	6.30	18.90	0.00	(18.90)	0.00	(18.90)
01 1200 212 006	SPED - GROUP INS AIDES AP	4,721.00	349.43	1,051.66	22.28	3,669.34	0.00	3,669.34
01 1200 212 007	SPED - GROUP INS AIDES SE	0.00	7.96	24.71	0.00	(24.71)	0.00	(24.71)
01 1200 212 008	SPED - GROUP INS AIDES BSMS	131.00	14.70	37.80	28.85	93.20	0.00	93.20
01 1200 220 000	SPED - SOC SEC NON-INSTR DIST	12,026.00	965.92	2,862.80	23.81	9,163.20	0.00	9,163.20
01 1200 221 000	SPED - SOC SEC TEACHERS DIST	18,511.00	1,397.03	4,191.07	22.64	14,319.93	0.00	14,319.93
01 1200 221 001	SPED - SOC SEC TEACHERS BHS	44,115.00	3,151.14	9,458.83	21.44	34,656.17	0.00	34,656.17
01 1200 221 002	SPED - SOC SEC TEACHERS BE	14,972.00	1,620.08	4,881.51	32.60	10,090.49	0.00	10,090.49
01 1200 221 003	SPED - SOC SEC TEACHERS PC	17,803.00	1,657.58	5,186.78	29.13	12,616.22	0.00	12,616.22
01 1200 221 004	SPED - SOC SEC TEACHERS HE	23,104.00	1,833.79	5,542.03	23.99	17,561.97	0.00	17,561.97
01 1200 221 005	SPED - SOC SEC TEACHERS BMS	18,325.00	1,382.72	4,156.88	22.68	14,168.12	0.00	14,168.12
01 1200 221 006	SPED - SOC SEC TEACHERS AP	16,080.00	1,023.67	3,120.79	19.41	12,959.21	0.00	12,959.21
01 1200 221 007	SPED - SOC SEC TEACHERS SE	9,281.00	773.88	2,375.16	25.59	6,905.84	0.00	6,905.84
01 1200 221 008	SPED - SOC SEC TEACHERS BSMS	24,672.00	1,379.30	4,999.13	20.26	19,672.87	0.00	19,672.87
01 1200 222 000	SPED - SOC SEC INSTR AIDES	2,052.00	710.94	1,864.21	90.85	187.79	0.00	187.79
01 1200 222 001	SPED - SOC SEC AIDES BHS	6,136.00	572.32	1,499.59	24.44	4,636.41	0.00	4,636.41
01 1200 222 002	SPED - SOC SEC AIDES BE	14,027.00	1,828.65	4,613.92	32.89	9,413.08	0.00	9,413.08
01 1200 222 003	SPED - SOC SEC AIDES PC	12,672.00	1,416.19	3,299.16	26.04	9,372.84	0.00	9,372.84
01 1200 222 004	SPED - SOC SEC AIDES HE	16,206.00	1,784.50	4,584.79	28.29	11,621.21	0.00	11,621.21
01 1200 222 005	SPED - SOC SEC AIDES BMS	5,722.00	645.16	1,667.62	29.14	4,054.38	0.00	4,054.38
01 1200 222 006	SPED - SOC SEC AIDES AP	12,419.00	1,500.08	3,823.13	30.78	8,595.87	0.00	8,595.87
01 1200 222 007	SPED - SOC SEC AIDES SE	5,960.00	756.65	2,081.97	34.93	3,878.03	0.00	3,878.03
01 1200 222 008	SPED - SOC SEC AIDES BSMS	8,430.00	1,398.94	3,217.23	38.16	5,212.77	0.00	5,212.77
01 1200 223 001	SPED - SOC SEC SUB TEACHERS BHS	1,025.00	92.17	132.29	12.91	892.71	0.00	892.71
01 1200 223 002	SPED - SOC SEC SUB TEACHERS BE	162.00	53.50	113.76	70.22	48.24	0.00	48.24
01 1200 223 003	SPED - SOC SEC SUB TEACHERS PC	1,110.00	80.34	113.82	10.25	996.18	0.00	996.18
01 1200 223 004	SPED - SOC SEC SUB TEACHERS HE	1,071.00	273.46	907.97	84.78	163.03	0.00	163.03
01 1200 223 005	SPED - SOC SEC SUB TEACHERS BMS	871.00	53.56	100.44	11.53	770.56	0.00	770.56
01 1200 223 006	SPED - SOC SEC SUB TEACHERS AP	695.00	55.64	147.69	21.25	547.31	0.00	547.31
01 1200 223 007	SPED - SOC SEC SUB TEACHERS SE	874.00	13.39	26.79	3.07	847.21	0.00	847.21
01 1200 223 008	SPED - SOC SEC SUB TEACHERS BSMS	679.00	233.89	468.16	68.95	210.84	0.00	210.84
01 1200 230 000	SPED - RETIREMENT NON-INSTR DIST	9,355.00	887.15	2,627.86	28.09	6,727.14	0.00	6,727.14
01 1200 231 000	SPED - RETIREMENT TEACHERS DIST	14,608.00	1,339.30	4,017.90	27.50	10,590.10	0.00	10,590.10
01 1200 231 001	SPED - RETIREMENT TEACHERS BHS	34,932.00	3,069.12	9,212.56	26.37	25,719.44	0.00	25,719.44
01 1200 231 002	SPED - RETIREMENT TEACHERS BE	12,162.00	1,574.83	4,744.91	39.01	7,417.09	0.00	7,417.09
01 1200 231 003	SPED - RETIREMENT TEACHERS PC	13,510.00	1,575.36	4,931.74	36.50	8,578.26	0.00	8,578.26
01 1200 231 004	SPED - RETIREMENT TEACHERS HE	18,475.00	1,735.34	5,245.07	28.39	13,229.93	0.00	13,229.93
01 1200 231 005	SPED - RETIREMENT TEACHERS BMS	14,665.00	1,348.12	4,052.69	27.64	10,612.31	0.00	10,612.31
01 1200 231 006	SPED - RETIREMENT TEACHERS AP	13,310.00	1,045.54	3,184.41	23.92	10,125.59	0.00	10,125.59
01 1200 231 007	SPED - RETIREMENT TEACHERS SE	6,987.00	707.52	2,173.99	31.11	4,813.01	0.00	4,813.01
01 1200 231 008	SPED - RETIREMENT TEACHERS BSMS	19,482.00	1,329.43	4,815.79	24.72	14,666.21	0.00	14,666.21
01 1200 232 000	SPED - RETIREMENT INSTR AIDES	1,621.00	697.67	1,834.94	113.20	(213.94)	0.00	(213.94)
01 1200 232 001	SPED - RETIREMENT AIDES BHS	4,739.00	549.12	1,438.53	30.36	3,300.47	0.00	3,300.47
01 1200 232 002	SPED - RETIREMENT AIDES BE	10,748.00	1,676.92	4,273.01	39.76	6,474.99	0.00	6,474.99
01 1200 232 003	SPED - RETIREMENT AIDES PC	9,558.00	1,308.67	3,070.26	32.12	6,487.74	0.00	6,487.74
01 1200 232 004	SPED - RETIREMENT AIDES HE	12,172.00	1,581.48	4,147.27	34.07	8,024.73	0.00	8,024.73
01 1200 232 005	SPED - RETIREMENT AIDES BMS	3,779.00	517.47	1,378.20	36.47	2,400.80	0.00	2,400.80

12/08/2025 12:31 PM

User ID: LURVELYNN

Account Number	Account Description	Revised Budget	Expended During Month	Expenditures to Date	% of Budget	Balance at EOM	P/ O Outstanding	Unencumbered Balance
01 1300 222 006	SUMM SCHOOL - SOC SEC AIDES AP	0.00	0.00	0.00	0.00	0.00	0.00	0.00
01 1300 222 007	SUMM SCHOOL - SOC SEC AIDES SE	710.00	0.00	0.00	0.00	710.00	0.00	710.00
01 1300 222 008	SUMM SCHOOL - SOC SEC AIDES BSMS	0.00	0.00	0.00	0.00	0.00	0.00	0.00
01 1300 231 001	SUMM SCHOOL - RETIREMENT TEACHERS BHS	1,089.00	0.00	0.00	0.00	1,089.00	0.00	1,089.00
01 1300 231 002	SUMM SCHOOL - RETIREMENT TEACHERS BE	2,275.00	0.00	7.31	0.32	2,267.69	0.00	2,267.69
01 1300 231 003	SUMM SCHOOL - RETIREMENT TEACHERS PC	0.00	0.00	0.00	0.00	0.00	0.00	0.00
01 1300 231 004	SUMM SCHOOL - RETIREMENT TEACHERS HE	0.00	0.00	0.00	0.00	0.00	0.00	0.00
01 1300 231 005	SUMM SCHOOL - RETIREMENT TEACHERS BMS	1,212.00	0.00	0.00	0.00	1,212.00	0.00	1,212.00
01 1300 231 006	SUMM SCHOOL - RETIREMENT TEACHERS AP	0.00	0.00	0.00	0.00	0.00	0.00	0.00
01 1300 231 007	SUMM SCHOOL - RETIREMENT TEACHERS SE	2,976.00	0.00	0.00	0.00	2,976.00	0.00	2,976.00
01 1300 231 008	SUMM SCHOOL - RETIREMENT TEACHERS BSMS	0.00	0.00	0.00	0.00	0.00	0.00	0.00
01 1300 232 001	SUMM SCHOOL - RETIREMENT AIDES BHS	208.00	0.00	0.00	0.00	208.00	0.00	208.00
01 1300 232 002	SUMM SCHOOL - RETIREMENT AIDES BE	458.00	0.00	0.00	0.00	458.00	0.00	458.00
01 1300 232 003	SUMM SCHOOL - RETIREMENT AIDES PC	0.00	0.00	0.00	0.00	0.00	0.00	0.00
01 1300 232 004	SUMM SCHOOL - RETIREMENT AIDES HE	0.00	0.00	0.00	0.00	0.00	0.00	0.00
01 1300 232 005	SUMM SCHOOL - RETIREMENT AIDES BMS	0.00	0.00	0.00	0.00	0.00	0.00	0.00
01 1300 232 006	SUMM SCHOOL - RETIREMENT AIDES AP	0.00	0.00	0.00	0.00	0.00	0.00	0.00
01 1300 232 007	SUMM SCHOOL - RETIREMENT AIDES SE	472.00	0.00	0.00	0.00	472.00	0.00	472.00
01 1300 232 008	SUMM SCHOOL - RETIREMENT AIDES BSMS	0.00	0.00	0.00	0.00	0.00	0.00	0.00
01 1300 237 001	SUMM SCHOOL - INCR RET CONTR BHS	129.00	0.00	0.00	0.00	129.00	0.00	129.00
01 1300 237 002	SUMM SCHOOL - INCR RET CONTR BE	285.00	0.00	0.73	0.26	284.27	0.00	284.27
01 1300 237 003	SUMM SCHOOL - INCR RET CONTR PC	0.00	0.00	0.00	0.00	0.00	0.00	0.00
01 1300 237 004	SUMM SCHOOL - INCR RET CONTR HE	0.00	0.00	0.00	0.00	0.00	0.00	0.00
01 1300 237 005	SUMM SCHOOL - INCR RET CONTR BMS	146.00	0.00	0.00	0.00	146.00	0.00	146.00
01 1300 237 006	SUMM SCHOOL - INCR RET CONTR AP	0.00	0.00	0.00	0.00	0.00	0.00	0.00
01 1300 237 007	SUMM SCHOOL - INCR RET CONTR SE	360.00	0.00	0.00	0.00	360.00	0.00	360.00
01 1300 237 008	SUMM SCHOOL - INCR RET CONTR BSMS	0.00	0.00	0.00	0.00	0.00	0.00	0.00
01 1300 580 001	SUMM SCHOOL - TRAVEL & MILEAGE BHS	0.00	0.00	0.00	0.00	0.00	0.00	0.00
01 1300 610 001	SUMM SCHOOL - SUPPLIES BHS	0.00	0.00	0.00	0.00	0.00	0.00	0.00
01 1300 610 002	SUMM SCHOOL - SUPPLIES BE	429.00	0.00	0.00	0.00	429.00	0.00	429.00
01 1300 610 003	SUMM SCHOOL - SUPPLIES PC	2,616.00	0.00	0.00	0.00	2,616.00	0.00	2,616.00
01 1300 610 004	SUMM SCHOOL - SUPPLIES HE	121.00	0.00	0.00	0.00	121.00	0.00	121.00
01 1300 610 005	SUMM SCHOOL - SUPPLIES BMS	0.00	0.00	0.00	0.00	0.00	0.00	0.00
01 1300 610 006	SUMM SCHOOL - SUPPLIES AP	0.00	0.00	0.00	0.00	0.00	0.00	0.00
01 1300 610 007	SUMM SCHOOL - SUPPLIES SE	678.00	0.00	0.00	0.00	678.00	0.00	678.00
01 1300 610 008	SUMM SCHOOL - SUPPLIES BSMS	1,603.00	0.00	0.00	0.00	1,603.00	0.00	1,603.00
01 1300 640 001	SUMM SCHOOL - BOOKS & PER BHS	0.00	0.00	0.00	0.00	0.00	0.00	0.00
01 1300 640 002	SUMM SCHOOL - BOOKS & PER BE	0.00	0.00	0.00	0.00	0.00	0.00	0.00
01 1300 640 003	SUMM SCHOOL - BOOKS & PER PC	0.00	0.00	0.00	0.00	0.00	0.00	0.00
01 1300 640 004	SUMM SCHOOL - BOOKS & PER HE	0.00	0.00	0.00	0.00	0.00	0.00	0.00
01 1300 640 005	SUMM SCHOOL - BOOKS & PER BMS	0.00	0.00	0.00	0.00	0.00	0.00	0.00
01 1300 640 006	SUMM SCHOOL - BOOKS & PER AP	0.00	0.00	0.00	0.00	0.00	0.00	0.00
01 1300 640 007	SUMM SCHOOL - BOOKS & PER SE	0.00	0.00	0.00	0.00	0.00	0.00	0.00
01 1300 640 008	SUMM SCHOOL - BOOKS & PER BSMS	0.00	0.00	0.00	0.00	0.00	0.00	0.00
01 1300 810 001	SUMM SCHOOL - DUES & FEES BHS	0.00	0.00	0.00	0.00	0.00	0.00	0.00
01 1300 810 002	SUMM SCHOOL - DUES & FEES BE	0.00	0.00	0.00	0.00	0.00	0.00	0.00
01 1300 810 003	SUMM SCHOOL - DUES & FEES PC	0.00	0.00	0.00	0.00	0.00	0.00	0.00
01 1300 810 004	SUMM SCHOOL - DUES & FEES HE	0.00	0.00	0.00	0.00	0.00	0.00	0.00
01 1300 810 005	SUMM SCHOOL - DUES & FEES BMS	0.00	0.00	0.00	0.00	0.00	0.00	0.00
01 1300 810 006	SUMM SCHOOL - DUES & FEES AP	0.00	0.00	0.00	0.00	0.00	0.00	0.00
01 1300 810 007	SUMM SCHOOL - DUES & FEES SE	0.00	0.00	0.00	0.00	0.00	0.00	0.00
01 1300 810 008	SUMM SCHOOL - DUES & FEES BSMS	0.00	0.00	0.00	0.00	0.00	0.00	0.00
1300	SUMMER SCHOOL	171,894.00	0.00	115.07	0.07	171,778.93	0.00	171,778.93
2120	GUIDANCE SERVICES							
01 2120 110 001	GUIDANCE - SALARIES NON-INSTR BHS	37,109.00	3,811.24	10,757.16	28.99	26,351.84	0.00	26,351.84

12/08/2025 12:31 PM

User ID: LURVELYNN

Account Number	Account Description	Revised Budget	Expended During Month	Expenditures to Date	% of Budget	Balance at EOM	P/ O Outstanding	Unencumbered Balance
01 2120 110 005	GUIDANCE - SALARIES NON-INSTR BMS	0.00	0.00	0.00	0.00	0.00	0.00	0.00
01 2120 111 001	GUIDANCE - SALARIES TEACHERS BHS	242,896.00	21,679.89	65,039.67	26.78	177,856.33	0.00	177,856.33
01 2120 111 002	GUIDANCE - SALARIES TEACHERS BE	62,939.00	6,202.74	18,608.22	29.57	44,330.78	0.00	44,330.78
01 2120 111 003	GUIDANCE - SALARIES TEACHERS PC	117,831.00	9,835.28	29,505.84	25.04	88,325.16	0.00	88,325.16
01 2120 111 004	GUIDANCE - SALARIES TEACHERS HE	62,583.00	6,031.39	18,094.17	28.91	44,488.83	0.00	44,488.83
01 2120 111 005	GUIDANCE - SALARIES TEACHERS BMS	82,174.00	7,527.70	22,583.10	27.48	59,590.90	0.00	59,590.90
01 2120 111 006	GUIDANCE - SALARIES TEACHERS AP	52,294.00	4,523.54	13,570.62	25.95	38,723.38	0.00	38,723.38
01 2120 111 007	GUIDANCE - SALARIES TEACHERS SE	62,076.00	5,208.93	15,626.79	25.17	46,449.21	0.00	46,449.21
01 2120 111 008	GUIDANCE - SALARIES TEACHERS BSMS	163,917.00	14,068.75	42,530.75	25.95	121,386.25	0.00	121,386.25
01 2120 130 001	GUIDANCE - OT SALARIES NON-INSTR BHS	197.00	0.00	16.97	8.61	180.03	0.00	180.03
01 2120 130 005	GUIDANCE - OT SALARIES NON-INSTR BMS	0.00	0.00	0.00	0.00	0.00	0.00	0.00
01 2120 150 001	GUIDANCE - ADD'L COMP NON-INSTR BHS	0.00	7.56	22.68	0.00	(22.68)	0.00	(22.68)
01 2120 150 005	GUIDANCE - ADD'L COMP NON-INSTR BMS	0.00	0.00	0.00	0.00	0.00	0.00	0.00
01 2120 151 001	GUIDANCE - ADD'L COMP TEACHERS BHS	541.00	48.97	146.91	27.16	394.09	0.00	394.09
01 2120 151 002	GUIDANCE - ADD'L COMP TEACHERS BE	160.00	13.65	40.95	25.59	119.05	0.00	119.05
01 2120 151 003	GUIDANCE - ADD'L COMP TEACHERS PC	512.00	15.76	47.28	9.23	464.72	0.00	464.72
01 2120 151 004	GUIDANCE - ADD'L COMP TEACHERS HE	160.00	13.27	39.81	24.88	120.19	0.00	120.19
01 2120 151 005	GUIDANCE - ADD'L COMP TEACHERS BMS	199.00	16.56	49.68	24.96	149.32	0.00	149.32
01 2120 151 006	GUIDANCE - ADD'L COMP TEACHERS AP	116.00	9.95	29.85	25.73	86.15	0.00	86.15
01 2120 151 007	GUIDANCE - ADD'L COMP TEACHERS SE	291.00	11.46	34.38	11.81	256.62	0.00	256.62
01 2120 151 008	GUIDANCE - ADD'L COMP TEACHERS BSMS	398.00	33.12	99.36	24.96	298.64	0.00	298.64
01 2120 152 001	GUIDANCE - ADD'L COMP AIDES BHS	0.00	0.00	0.00	0.00	0.00	0.00	0.00
01 2120 152 005	GUIDANCE - ADD'L COMP AIDES BMS	0.00	0.00	0.00	0.00	0.00	0.00	0.00
01 2120 210 001	GUIDANCE - GROUP INS NON-INSTR BHS	12,195.00	912.97	2,738.91	22.46	9,456.09	0.00	9,456.09
01 2120 210 005	GUIDANCE - GROUP INS NON-INSTR BMS	0.00	0.00	0.00	0.00	0.00	0.00	0.00
01 2120 211 001	GUIDANCE - GROUP INS TEACHERS BHS	47,850.00	2,523.51	7,570.53	15.82	40,279.47	0.00	40,279.47
01 2120 211 002	GUIDANCE - GROUP INS TEACHERS BE	25,896.00	2,456.90	7,370.70	28.46	18,525.30	0.00	18,525.30
01 2120 211 003	GUIDANCE - GROUP INS TEACHERS PC	30,137.00	2,458.49	7,375.47	24.47	22,761.53	0.00	22,761.53
01 2120 211 004	GUIDANCE - GROUP INS TEACHERS HE	25,896.00	2,456.90	7,370.70	28.46	18,525.30	0.00	18,525.30
01 2120 211 005	GUIDANCE - GROUP INS TEACHERS BMS	27,244.00	2,456.90	7,370.70	27.05	19,873.30	0.00	19,873.30
01 2120 211 006	GUIDANCE - GROUP INS TEACHERS AP	11,057.00	912.97	2,738.91	24.77	8,318.09	0.00	8,318.09
01 2120 211 007	GUIDANCE - GROUP INS TEACHERS SE	11,353.00	912.97	2,738.91	24.12	8,614.09	0.00	8,614.09
01 2120 211 008	GUIDANCE - GROUP INS TEACHERS BSMS	22,009.00	3,480.35	10,441.05	47.44	11,567.95	0.00	11,567.95
01 2120 220 001	GUIDANCE - SOC SEC NON-INSTR BHS	2,915.00	327.99	933.51	32.02	1,981.49	0.00	1,981.49
01 2120 220 005	GUIDANCE - SOC SEC NON-INSTR BMS	0.00	0.00	0.00	0.00	0.00	0.00	0.00
01 2120 221 001	GUIDANCE - SOC SEC TEACHERS BHS	19,039.00	1,674.97	5,024.93	26.39	14,014.07	0.00	14,014.07
01 2120 221 002	GUIDANCE - SOC SEC TEACHERS BE	4,848.00	437.69	1,313.05	27.08	3,534.95	0.00	3,534.95
01 2120 221 003	GUIDANCE - SOC SEC TEACHERS PC	9,376.00	757.55	2,272.65	24.24	7,103.35	0.00	7,103.35
01 2120 221 004	GUIDANCE - SOC SEC TEACHERS HE	4,886.00	452.27	1,356.82	27.77	3,529.18	0.00	3,529.18
01 2120 221 005	GUIDANCE - SOC SEC TEACHERS BMS	6,350.00	568.44	1,705.32	26.86	4,644.68	0.00	4,644.68
01 2120 221 006	GUIDANCE - SOC SEC TEACHERS AP	4,093.00	346.32	1,038.96	25.38	3,054.04	0.00	3,054.04
01 2120 221 007	GUIDANCE - SOC SEC TEACHERS SE	4,873.00	394.40	1,183.20	24.28	3,689.80	0.00	3,689.80
01 2120 221 008	GUIDANCE - SOC SEC TEACHERS BSMS	13,222.00	1,068.50	3,230.32	24.43	9,991.68	0.00	9,991.68
01 2120 230 001	GUIDANCE - RETIREMENT NON-INSTR BHS	2,310.00	280.13	791.90	34.28	1,518.10	0.00	1,518.10
01 2120 230 005	GUIDANCE - RETIREMENT NON-INSTR BMS	0.00	0.00	0.00	0.00	0.00	0.00	0.00
01 2120 231 001	GUIDANCE - RETIREMENT TEACHERS BHS	15,052.00	1,593.47	4,780.43	31.76	10,271.57	0.00	10,271.57
01 2120 231 002	GUIDANCE - RETIREMENT TEACHERS BE	3,899.00	455.90	1,367.70	35.08	2,531.30	0.00	2,531.30
01 2120 231 003	GUIDANCE - RETIREMENT TEACHERS PC	7,321.00	722.89	2,168.66	29.62	5,152.34	0.00	5,152.34
01 2120 231 004	GUIDANCE - RETIREMENT TEACHERS HE	3,877.00	443.31	1,329.93	34.30	2,547.07	0.00	2,547.07
01 2120 231 005	GUIDANCE - RETIREMENT TEACHERS BMS	5,093.00	553.29	1,659.87	32.59	3,433.13	0.00	3,433.13
01 2120 231 006	GUIDANCE - RETIREMENT TEACHERS AP	3,240.00	332.48	997.44	30.79	2,242.56	0.00	2,242.56
01 2120 231 007	GUIDANCE - RETIREMENT TEACHERS SE	3,846.00	382.86	1,148.58	29.86	2,697.42	0.00	2,697.42
01 2120 231 008	GUIDANCE - RETIREMENT TEACHERS BSMS	10,154.00	1,034.06	3,126.03	30.79	7,027.97	0.00	7,027.97
01 2120 237 001	GUIDANCE - INCR RET CONTR BHS	5,204.00	186.09	553.44	10.63	4,650.56	0.00	4,650.56
01 2120 237 002	GUIDANCE - INCR RET CONTR BE	1,186.00	45.28	135.84	11.45	1,050.16	0.00	1,050.16

12/08/2025 12:31 PM

User ID: LURVELYNN

Account Number	Account Description	Revised Budget	Expended During Month	Expenditures to Date	% of Budget	Balance at EOM	P/ O Outstanding	Unencumbered Balance
01 2120 237 003	GUIDANCE - INCR RET CONTR PC	2,220.00	71.80	215.40	9.70	2,004.60	0.00	2,004.60
01 2120 237 004	GUIDANCE - INCR RET CONTR HE	1,179.00	44.03	132.09	11.20	1,046.91	0.00	1,046.91
01 2120 237 005	GUIDANCE - INCR RET CONTR BMS	1,541.00	54.96	164.88	10.70	1,376.12	0.00	1,376.12
01 2120 237 006	GUIDANCE - INCR RET CONTR AP	981.00	33.02	99.06	10.10	881.94	0.00	881.94
01 2120 237 007	GUIDANCE - INCR RET CONTR SE	1,165.00	38.02	114.07	9.79	1,050.93	0.00	1,050.93
01 2120 237 008	GUIDANCE - INCR RET CONTR BSMS	3,047.00	102.71	310.51	10.19	2,736.49	0.00	2,736.49
01 2120 280 001	GUIDANCE - HEALTH BEN NON-INSTR BHS	0.00	475.00	1,425.00	0.00	(1,425.00)	0.00	(1,425.00)
01 2120 280 005	GUIDANCE - HEALTH BEN NON-INSTR BMS	0.00	0.00	0.00	0.00	0.00	0.00	0.00
01 2120 281 001	GUIDANCE - HEALTH BEN TEACHERS BHS	4,700.00	412.59	1,237.77	26.34	3,462.23	0.00	3,462.23
01 2120 281 002	GUIDANCE - HEALTH BEN TEACHERS BE	0.00	0.00	0.00	0.00	0.00	0.00	0.00
01 2120 281 003	GUIDANCE - HEALTH BEN TEACHERS PC	3,115.00	248.26	744.78	23.91	2,370.22	0.00	2,370.22
01 2120 281 004	GUIDANCE - HEALTH BEN TEACHERS HE	0.00	0.00	0.00	0.00	0.00	0.00	0.00
01 2120 281 005	GUIDANCE - HEALTH BEN TEACHERS BMS	0.00	0.00	0.00	0.00	0.00	0.00	0.00
01 2120 281 006	GUIDANCE - HEALTH BEN TEACHERS AP	0.00	0.00	0.00	0.00	0.00	0.00	0.00
01 2120 281 007	GUIDANCE - HEALTH BEN TEACHERS SE	0.00	0.00	0.00	0.00	0.00	0.00	0.00
01 2120 281 008	GUIDANCE - HEALTH BEN TEACHERS BSMS	5,222.00	0.00	0.00	0.00	5,222.00	0.00	5,222.00
01 2120 320 001	GUIDANCE - PROF ED SERVICES BHS	0.00	2,345.00	2,345.00	0.00	(2,345.00)	0.00	(2,345.00)
01 2120 320 002	GUIDANCE - PROF ED SERVICES BE	0.00	270.00	270.00	0.00	(270.00)	0.00	(270.00)
01 2120 320 003	GUIDANCE - PROF ED SERVICES PC	0.00	660.00	660.00	0.00	(660.00)	0.00	(660.00)
01 2120 320 004	GUIDANCE - PROF ED SERVICES HE	0.00	750.00	750.00	0.00	(750.00)	0.00	(750.00)
01 2120 320 005	GUIDANCE - PROF ED SERVICES BMS	0.00	945.00	945.00	0.00	(945.00)	0.00	(945.00)
01 2120 320 006	GUIDANCE - PROF ED SERVICES AP	0.00	1,312.50	1,312.50	0.00	(1,312.50)	0.00	(1,312.50)
01 2120 320 007	GUIDANCE - PROF ED SERVICES SE	0.00	1,925.00	1,925.00	0.00	(1,925.00)	0.00	(1,925.00)
01 2120 320 008	GUIDANCE - PROF ED SERVICES BSMS	0.00	490.00	490.00	0.00	(490.00)	0.00	(490.00)
01 2120 580 001	GUIDANCE - TRAVEL & MILEAGE BHS	333.00	0.00	0.00	0.00	333.00	0.00	333.00
01 2120 580 002	GUIDANCE - TRAVEL & MILEAGE BE	307.00	0.00	0.00	0.00	307.00	0.00	307.00
01 2120 580 003	GUIDANCE - TRAVEL & MILEAGE PC	0.00	0.00	0.00	0.00	0.00	0.00	0.00
01 2120 580 004	GUIDANCE - TRAVEL & MILEAGE HE	0.00	0.00	0.00	0.00	0.00	0.00	0.00
01 2120 580 005	GUIDANCE - TRAVEL & MILEAGE BMS	0.00	0.00	0.00	0.00	0.00	0.00	0.00
01 2120 580 006	GUIDANCE - TRAVEL & MILEAGE AP	0.00	0.00	0.00	0.00	0.00	0.00	0.00
01 2120 580 007	GUIDANCE - TRAVEL & MILEAGE SE	0.00	0.00	0.00	0.00	0.00	0.00	0.00
01 2120 580 008	GUIDANCE - TRAVEL & MILEAGE BSMS	0.00	0.00	0.00	0.00	0.00	0.00	0.00
01 2120 590 001	GUIDANCE - PURCHASED SERVICES BHS	23,392.00	0.00	467.04	2.00	22,924.96	0.00	22,924.96
01 2120 590 002	GUIDANCE - PURCHASED SERVICES BE	15,058.00	0.00	467.04	3.10	14,590.96	0.00	14,590.96
01 2120 590 003	GUIDANCE - PURCHASED SERVICES PC	16,253.00	0.00	467.03	2.87	15,785.97	0.00	15,785.97
01 2120 590 004	GUIDANCE - PURCHASED SERVICES HE	15,681.00	0.00	467.03	2.98	15,213.97	0.00	15,213.97
01 2120 590 005	GUIDANCE - PURCHASED SERVICES BMS	16,721.00	0.00	467.03	2.79	16,253.97	0.00	16,253.97
01 2120 590 006	GUIDANCE - PURCHASED SERVICES AP	18,274.00	0.00	467.03	2.56	17,806.97	0.00	17,806.97
01 2120 590 007	GUIDANCE - PURCHASED SERVICES SE	18,566.00	0.00	467.03	2.52	18,098.97	0.00	18,098.97
01 2120 590 008	GUIDANCE - PURCHASED SERVICES BSMS	12,599.00	0.00	467.03	3.71	12,131.97	0.00	12,131.97
01 2120 610 001	GUIDANCE - SUPPLIES BHS	319.00	0.00	47.60	14.92	271.40	0.00	271.40
01 2120 610 001 611	GUIDANCE - TESTING SUPPLIES SUPPLIES BHS	15,568.00	0.00	0.00	0.00	15,568.00	0.00	15,568.00
01 2120 610 002	GUIDANCE - SUPPLIES BE	3,472.00	210.00	247.98	7.33	3,224.02	6.66	3,217.36
01 2120 610 002 611	GUIDANCE - TESTING SUPPLIES BE	0.00	0.00	0.00	0.00	0.00	0.00	0.00
01 2120 610 003	GUIDANCE - SUPPLIES PC	433.00	0.00	279.29	64.50	153.71	0.00	153.71
01 2120 610 003 611	GUIDANCE - TESTING SUPPLIES PC	594.00	0.00	0.00	0.00	594.00	0.00	594.00
01 2120 610 004	GUIDANCE - SUPPLIES HE	3,149.00	0.00	241.29	7.66	2,907.71	0.00	2,907.71
01 2120 610 004 611	GUIDANCE - TESTING SUPPLIES HE	0.00	0.00	0.00	0.00	0.00	0.00	0.00
01 2120 610 005	GUIDANCE - SUPPLIES BMS	3,285.00	26.42	548.78	16.71	2,736.22	0.00	2,736.22
01 2120 610 005 611	GUIDANCE - TESTING SUPPLIES BMS	0.00	0.00	0.00	0.00	0.00	0.00	0.00
01 2120 610 006	GUIDANCE - SUPPLIES AP	2,027.00	25.41	25.41	1.25	2,001.59	0.00	2,001.59
01 2120 610 006 611	GUIDANCE - TESTING SUPPLIES AP	0.00	0.00	0.00	0.00	0.00	0.00	0.00
01 2120 610 007	GUIDANCE - SUPPLIES SE	1,792.00	240.99	575.47	32.11	1,216.53	0.00	1,216.53
01 2120 610 007 611	GUIDANCE - TESTING SUPPLIES SE	0.00	0.00	0.00	0.00	0.00	0.00	0.00
01 2120 610 008	GUIDANCE - SUPPLIES BSMS	8,647.00	635.96	3,568.82	41.85	5,078.18	49.90	5,028.28

12/08/2025 12:31 PM

User ID: LURVELYNN

Account Number	Account Description	Revised Budget	Expended During Month	Expenditures to Date	% of Budget	Balance at EOM	P/ O Outstanding	Unencumbered Balance
01 2120 610 008 611	GUIDANCE - TESTING SUPPLIES BSMS	0.00	0.00	0.00	0.00	0.00	0.00	0.00
01 2120 733 001	GUIDANCE - FURN & EQUIP BHS	0.00	0.00	0.00	0.00	0.00	0.00	0.00
01 2120 733 002	GUIDANCE - FURN & EQUIP BE	0.00	0.00	0.00	0.00	0.00	0.00	0.00
01 2120 733 003	GUIDANCE - FURN & EQUIP PC	0.00	0.00	0.00	0.00	0.00	0.00	0.00
01 2120 733 004	GUIDANCE - FURN & EQUIP HE	175.00	0.00	0.00	0.00	175.00	0.00	175.00
01 2120 733 005	GUIDANCE - FURN & EQUIP BMS	0.00	0.00	0.00	0.00	0.00	0.00	0.00
01 2120 733 006	GUIDANCE - FURN & EQUIP AP	0.00	0.00	0.00	0.00	0.00	0.00	0.00
01 2120 733 007	GUIDANCE - FURN & EQUIP SE	0.00	0.00	0.00	0.00	0.00	0.00	0.00
01 2120 733 008	GUIDANCE - FURN & EQUIP BSMS	120.00	0.00	0.00	0.00	120.00	0.00	120.00
01 2120 734 001	GUIDANCE - HARDWARE BHS	0.00	0.00	0.00	0.00	0.00	0.00	0.00
01 2120 734 005	GUIDANCE - HARDWARE BMS	0.00	0.00	0.00	0.00	0.00	0.00	0.00
01 2120 810 001	GUIDANCE - DUES & FEES HS	4,437.00	0.00	3,830.60	86.78	606.40	20.00	586.40
01 2120 810 002	GUIDANCE - DUES & FEES BE	477.00	2,676.00	2,805.00	588.05	(2,328.00)	0.00	(2,328.00)
01 2120 810 003	GUIDANCE - DUES & FEES PC	291.00	2,886.00	2,886.00	991.75	(2,595.00)	0.00	(2,595.00)
01 2120 810 004	GUIDANCE - DUES & FEES HE	227.00	2,676.00	2,676.00	1,178.85	(2,449.00)	0.00	(2,449.00)
01 2120 810 005	GUIDANCE - DUES & FEES BMS	0.00	2,676.00	2,676.00	0.00	(2,676.00)	0.00	(2,676.00)
01 2120 810 006	GUIDANCE - DUES & FEES AP	179.00	2,886.00	2,886.00	1,612.29	(2,707.00)	0.00	(2,707.00)
01 2120 810 007	GUIDANCE - DUES & FEES SE	538.00	2,886.00	3,015.00	560.41	(2,477.00)	0.00	(2,477.00)
01 2120 810 008	GUIDANCE - DUES & FEES BSMS	0.00	2,676.00	2,676.00	0.00	(2,676.00)	0.00	(2,676.00)
01 2120 890 005	GUIDANCE - OTHER MISC BMS	506.00	0.00	0.00	0.00	506.00	0.00	506.00
01 2120 890 008	GUIDANCE - OTHER MISC BSMS	0.00	0.00	0.00	0.00	0.00	0.00	0.00
2120	GUIDANCE SERVICES	1,437,404.00	140,368.28	374,541.21	26.06	1,062,862.79	76.56	1,062,786.23
2130	HEALTH SERVICES							
01 2130 110 002	HEALTH SERV - SALARIES NON-INSTR BE	22,616.00	2,645.37	7,050.14	31.17	15,565.86	0.00	15,565.86
01 2130 110 003	HEALTH SERV - SALARIES NON-INSTR PC	0.00	0.00	0.00	0.00	0.00	0.00	0.00
01 2130 110 004	HEALTH SERV - SALARIES NON-INSTR HE	23,072.00	1,959.87	6,366.65	27.59	16,705.35	0.00	16,705.35
01 2130 110 006	HEALTH SERV - SALARIES NON-INSTR AP	507.00	2,790.03	7,463.21	1,472.03	(6,956.21)	0.00	(6,956.21)
01 2130 110 007	HEALTH SERV - SALARIES NON-INSTR SE	24,269.00	2,842.47	8,252.54	34.00	16,016.46	0.00	16,016.46
01 2130 130 003	HEALTH SERV - OT SALARIES NON-INSTR PC	0.00	0.00	0.00	0.00	0.00	0.00	0.00
01 2130 130 006	HEALTH SERV - OT SALARIES NON-INSTR AP	0.00	0.00	0.00	0.00	0.00	0.00	0.00
01 2130 130 007	HEALTH SERV - OT SALARIES NON-INSTR SE	0.00	0.00	84.69	0.00	(84.69)	0.00	(84.69)
01 2130 150 002	HEALTH SERV - ADD'L COMP NON-INSTR BE	0.00	4.61	13.83	0.00	(13.83)	0.00	(13.83)
01 2130 150 003	HEALTH SERV - ADD'L COMP NON-INSTR PC	0.00	0.00	0.00	0.00	0.00	0.00	0.00
01 2130 150 004	HEALTH SERV - ADD'L COMP NON-INSTR HE	0.00	4.80	14.40	0.00	(14.40)	0.00	(14.40)
01 2130 150 006	HEALTH SERV - ADD'L COMP NON-INSTR AP	0.00	4.54	13.62	0.00	(13.62)	0.00	(13.62)
01 2130 150 007	HEALTH SERV - ADD'L COMP NON-INSTR SE	0.00	4.67	32.47	0.00	(32.47)	0.00	(32.47)
01 2130 210 002	HEALTH SERV - GROUP INS NON-INSTR BE	0.00	2.10	6.30	0.00	(6.30)	0.00	(6.30)
01 2130 210 003	HEALTH SERV - GROUP INS NON-INSTR PC	0.00	0.00	0.00	0.00	0.00	0.00	0.00
01 2130 210 004	HEALTH SERV - GROUP INS NON-INSTR HE	0.00	2.10	6.30	0.00	(6.30)	0.00	(6.30)
01 2130 210 006	HEALTH SERV - GROUP INS NON-INSTR AP	0.00	2.10	6.30	0.00	(6.30)	0.00	(6.30)
01 2130 210 007	HEALTH SERV - GROUP INS NON-INSTR SE	0.00	2.10	6.30	0.00	(6.30)	0.00	(6.30)
01 2130 220 002	HEALTH SERV - SOC SEC NON-INSTR BE	1,772.00	202.72	540.39	30.50	1,231.61	0.00	1,231.61
01 2130 220 003	HEALTH SERV - SOC SEC NON-INSTR PC	0.00	0.00	0.00	0.00	0.00	0.00	0.00
01 2130 220 004	HEALTH SERV - SOC SEC NON-INSTR HE	1,808.00	150.30	488.16	27.00	1,319.84	0.00	1,319.84
01 2130 220 006	HEALTH SERV - SOC SEC NON-INSTR AP	0.00	213.78	571.97	0.00	(571.97)	0.00	(571.97)
01 2130 220 007	HEALTH SERV - SOC SEC NON-INSTR SE	1,902.00	217.80	640.27	33.66	1,261.73	0.00	1,261.73
01 2130 230 002	HEALTH SERV - RETIREMENT NON-INSTR BE	1,401.00	194.43	518.18	36.99	882.82	0.00	882.82
01 2130 230 003	HEALTH SERV - RETIREMENT NON-INSTR PC	0.00	0.00	0.00	0.00	0.00	0.00	0.00
01 2130 230 004	HEALTH SERV - RETIREMENT NON-INSTR HE	1,429.00	144.05	467.95	32.75	961.05	0.00	961.05
01 2130 230 006	HEALTH SERV - RETIREMENT NON-INSTR AP	0.00	205.07	548.54	0.00	(548.54)	0.00	(548.54)
01 2130 230 007	HEALTH SERV - RETIREMENT NON-INSTR SE	1,507.00	208.92	614.14	40.75	892.86	0.00	892.86
01 2130 237 002	HEALTH SERV - INCR RET CONTR BE	480.00	19.31	51.46	10.72	428.54	0.00	428.54
01 2130 237 003	HEALTH SERV - INCR RET CONTR PC	0.00	0.00	0.00	0.00	0.00	0.00	0.00
01 2130 237 004	HEALTH SERV - INCR RET CONTR HE	484.00	14.31	46.48	9.60	437.52	0.00	437.52
01 2130 237 006	HEALTH SERV - INCR RET CONTR AP	0.00	20.37	54.49	0.00	(54.49)	0.00	(54.49)

12/08/2025 12:31 PM

User ID: LURVELYNN

Account Number	Account Description	Revised Budget	Expended During Month	Expenditures to Date	% of Budget	Balance at EOM	P/ O Outstanding	Unencumbered Balance
01 2141 735 005	PSYCH SERV - SOFTWARE BMS	0.00	0.00	0.00	0.00	0.00	0.00	0.00
01 2141 735 006	PSYCH SERV - SOFTWARE AP	0.00	0.00	0.00	0.00	0.00	0.00	0.00
01 2141 735 007	PSYCH SERV - SOFTWARE SE	0.00	0.00	0.00	0.00	0.00	0.00	0.00
01 2141 735 008	PSYCH SERV - SOFTWARE BSMS	0.00	0.00	0.00	0.00	0.00	0.00	0.00
01 2141 810 000	PSYCH SERV - DUES & FEES DIST	0.00	0.00	0.00	0.00	0.00	0.00	0.00
01 2141 810 001	PSYCH SERV - DUES & FEES BHS	0.00	0.00	0.00	0.00	0.00	0.00	0.00
01 2141 810 002	PSYCH SERV - DUES & FEES BE	0.00	0.00	0.00	0.00	0.00	0.00	0.00
01 2141 810 003	PSYCH SERV - DUES & FEES PC	0.00	0.00	0.00	0.00	0.00	0.00	0.00
01 2141 810 004	PSYCH SERV - DUES & FEES HE	0.00	0.00	0.00	0.00	0.00	0.00	0.00
01 2141 810 005	PSYCH SERV - DUES & FEES BMS	0.00	0.00	0.00	0.00	0.00	0.00	0.00
01 2141 810 006	PSYCH SERV - DUES & FEES AP	0.00	0.00	0.00	0.00	0.00	0.00	0.00
01 2141 810 007	PSYCH SERV - DUES & FEES SE	0.00	0.00	0.00	0.00	0.00	0.00	0.00
01 2141 810 008	PSYCH SERV - DUES & FEES BSMS	0.00	0.00	0.00	0.00	0.00	0.00	0.00
01 2141 890 000	PSYCH SERV - OTHER MISC DIST	0.00	0.00	0.00	0.00	0.00	0.00	0.00
01 2141 890 001	PSYCH SERV - OTHER MISC BHS	0.00	0.00	0.00	0.00	0.00	0.00	0.00
01 2141 890 002	PSYCH SERV - OTHER MISC BE	0.00	0.00	0.00	0.00	0.00	0.00	0.00
01 2141 890 003	PSYCH SERV - OTHER MISC PC	0.00	0.00	0.00	0.00	0.00	0.00	0.00
01 2141 890 004	PSYCH SERV - OTHER MISC HE	0.00	0.00	0.00	0.00	0.00	0.00	0.00
01 2141 890 005	PSYCH SERV - OTHER MISC BMS	0.00	0.00	0.00	0.00	0.00	0.00	0.00
01 2141 890 006	PSYCH SERV - OTHER MISC AP	0.00	0.00	0.00	0.00	0.00	0.00	0.00
01 2141 890 007	PSYCH SERV - OTHER MISC SE	0.00	0.00	0.00	0.00	0.00	0.00	0.00
01 2141 890 008	PSYCH SERV - OTHER MISC BSMS	0.00	0.00	0.00	0.00	0.00	0.00	0.00
2141	PSYCH SERV SPED SA	502,784.00	49,540.06	148,507.37	29.54	354,276.63	30.00	354,246.63
2151	SPEECH PATH SPED SCHOOL AGE							
01 2151 111 000	SPEECH SPED SA - SALARIES TEACHERS DIST	0.00	3,746.40	11,239.20	0.00	(11,239.20)	0.00	(11,239.20)
01 2151 111 001	SPEECH SPED SA - SALARIES TEACHERS BHS	38,698.00	2,943.13	8,829.39	22.82	29,868.61	0.00	29,868.61
01 2151 111 002	SPEECH SPED SA - SALARIES TEACHERS BE	77,395.00	5,886.27	17,658.81	22.82	59,736.19	0.00	59,736.19
01 2151 111 003	SPEECH SPED SA - SALARIES TEACHERS PC	95,842.00	7,577.35	22,732.05	23.72	73,109.95	0.00	73,109.95
01 2151 111 004	SPEECH SPED SA - SALARIES TEACHERS HE	0.00	2,072.98	11,959.32	0.00	(11,959.32)	0.00	(11,959.32)
01 2151 111 005	SPEECH SPED SA - SALARIES TEACHERS BMS	38,698.00	2,943.14	8,829.42	22.82	29,868.58	0.00	29,868.58
01 2151 111 006	SPEECH SPED SA - SALARIES TEACHERS AP	118,017.00	4,162.67	12,488.01	10.58	105,528.99	0.00	105,528.99
01 2151 111 007	SPEECH SPED SA - SALARIES TEACHERS SE	59,971.00	5,496.02	16,488.06	27.49	43,482.94	0.00	43,482.94
01 2151 111 008	SPEECH SPED SA - SALARIES TEACHERS BSMS	27,366.00	2,081.34	6,244.02	22.82	21,121.98	0.00	21,121.98
01 2151 151 001	SPEECH SPED SA - ADD'L COMP TEACHES BHS	357.00	22.73	68.19	19.10	288.81	0.00	288.81
01 2151 151 002	SPEECH SPED SA - ADD'L COMP TEACHES BE	927.00	45.47	136.41	14.72	790.59	0.00	790.59
01 2151 151 003	SPEECH SPED SA - ADD'L COMP TEACHES PC	196.00	26.13	78.39	39.99	117.61	0.00	117.61
01 2151 151 004	SPEECH SPED SA - ADD'L COMP TEACHES HE	0.00	15.45	46.35	0.00	(46.35)	0.00	(46.35)
01 2151 151 005	SPEECH SPED SA - ADD'L COMP TEACHES BMS	273.00	22.74	68.22	24.99	204.78	0.00	204.78
01 2151 151 006	SPEECH SPED SA - ADD'L COMP TEACHES AP	340.00	9.16	27.48	8.08	312.52	0.00	312.52
01 2151 151 007	SPEECH SPED SA - ADD'L COMP TEACHES SE	489.00	12.09	124.92	25.55	364.08	0.00	364.08
01 2151 151 008	SPEECH SPED SA - ADD'L COMP TEACHES BSMS	387.00	32.22	96.66	24.98	290.34	0.00	290.34
01 2151 211 000	GROUP INS TEACHERS/PROF DIST	0.00	1.89	5.67	0.00	(5.67)	0.00	(5.67)
01 2151 211 001	SPEECH SPED SA - GROUP INS TEACHERS BHS	16,407.00	1,228.44	3,685.32	22.46	12,721.68	0.00	12,721.68
01 2151 211 002	SPEECH SPED SA - GROUP INS TEACHERS BE	32,815.00	2,456.90	7,370.70	22.46	25,444.30	0.00	25,444.30
01 2151 211 003	SPEECH SPED SA - GROUP INS TEACHERS PC	27,924.00	2,090.61	6,271.83	22.46	21,652.17	0.00	21,652.17
01 2151 211 004	SPEECH SPED SA - GROUP INS TEACHERS HE	0.00	2,456.90	7,370.70	0.00	(7,370.70)	0.00	(7,370.70)
01 2151 211 005	SPEECH SPED SA - GROUP INS TEACHERS BMS	16,407.00	1,228.46	3,685.38	22.46	12,721.62	0.00	12,721.62
01 2151 211 006	SPEECH SPED SA - GROUP INS TEACHERS AP	57,474.00	1,846.22	5,538.66	9.64	51,935.34	0.00	51,935.34
01 2151 211 007	SPEECH SPED SA - GROUP INS TEACHERS SE	0.00	2.10	6.30	0.00	(6.30)	0.00	(6.30)
01 2151 211 008	SPEECH SPED SA - GROUP INS TEACHERS BSMS	6,097.00	456.49	1,369.47	22.46	4,727.53	0.00	4,727.53
01 2151 221 000	SOC SEC TEACHERS/PROF DIST	0.00	286.61	859.82	0.00	(859.82)	0.00	(859.82)
01 2151 221 001	SPEECH SPED SA - SOC SEC TEACHERS BHS	2,991.00	221.83	665.47	22.25	2,325.53	0.00	2,325.53
01 2151 221 002	SPEECH SPED SA - SOC SEC TEACHERS BE	6,007.00	444.14	1,332.42	22.18	4,674.58	0.00	4,674.58
01 2151 221 003	SPEECH SPED SA - SOC SEC TEACHERS PC	7,456.00	595.51	1,786.53	23.96	5,669.47	0.00	5,669.47
01 2151 221 004	SPEECH SPED SA - SOC SEC TEACHERS HE	0.00	160.94	921.96	0.00	(921.96)	0.00	(921.96)

12/08/2025 12:31 PM

User ID: LURVELYNN

Account Number	Account Description	Revised Budget	Expended During Month	Expenditures to Date	% of Budget	Balance at EOM	P/ O Outstanding	Unencumbered Balance
01 2151 610 005	SPEECH SPED SA - SUPPLIES BMS	0.00	0.00	0.00	0.00	0.00	0.00	0.00
01 2151 610 005 611	SPEECH SPED SA - TESTING SUPPLIES BMS	0.00	0.00	0.00	0.00	0.00	0.00	0.00
01 2151 610 006	SPEECH SPED SA - SUPPLIES AP	233.00	0.00	0.00	0.00	233.00	0.00	233.00
01 2151 610 006 611	SPEECH SPED SA - TESTING SUPPLIES AP	0.00	0.00	0.00	0.00	0.00	0.00	0.00
01 2151 610 007	SPEECH SPED SA - SUPPLIES SE	0.00	32.98	32.98	0.00	(32.98)	0.00	(32.98)
01 2151 610 007 611	SPEECH SPED SA - TESTING SUPPLIES SE	0.00	0.00	0.00	0.00	0.00	0.00	0.00
01 2151 610 008	SPEECH SPED SA - SUPPLIES BSMS	0.00	0.00	0.00	0.00	0.00	0.00	0.00
01 2151 610 008 611	SPEECH SPED SA - TESTING SUPPLIES BSMS	0.00	0.00	0.00	0.00	0.00	0.00	0.00
01 2151 640 000	SPEECH SPED SA - BOOKS & PER DIST	0.00	0.00	0.00	0.00	0.00	0.00	0.00
01 2151 640 001	SPEECH SPED SA - BOOKS & PER BHS	0.00	0.00	0.00	0.00	0.00	0.00	0.00
01 2151 640 002	SPEECH SPED SA - BOOKS & PER BE	0.00	0.00	0.00	0.00	0.00	0.00	0.00
01 2151 640 003	SPEECH SPED SA - BOOKS & PER PC	0.00	0.00	0.00	0.00	0.00	0.00	0.00
01 2151 640 004	SPEECH SPED SA - BOOKS & PER HE	0.00	0.00	0.00	0.00	0.00	0.00	0.00
01 2151 640 005	SPEECH SPED SA - BOOKS & PER BMS	0.00	0.00	0.00	0.00	0.00	0.00	0.00
01 2151 640 006	SPEECH SPED SA - BOOKS & PER AP	0.00	0.00	0.00	0.00	0.00	0.00	0.00
01 2151 640 007	SPEECH SPED SA - BOOKS & PER SE	0.00	0.00	0.00	0.00	0.00	0.00	0.00
01 2151 640 008	SPEECH SPED SA - BOOKS & PER BSMS	0.00	0.00	0.00	0.00	0.00	0.00	0.00
01 2151 650 001	SPEECH SPED SA - SUPPLIES TECH-REL BHS	0.00	0.00	0.00	0.00	0.00	0.00	0.00
01 2151 650 002	SPEECH SPED SA - SUPPLIES TECH-REL BE	0.00	0.00	0.00	0.00	0.00	0.00	0.00
01 2151 650 003	SPEECH SPED SA - SUPPLIES TECH-REL PC	0.00	0.00	0.00	0.00	0.00	0.00	0.00
01 2151 650 004	SPEECH SPED SA - SUPPLIES TECH-REL HE	0.00	0.00	0.00	0.00	0.00	0.00	0.00
01 2151 650 005	SPEECH SPED SA - SUPPLIES TECH-REL BMS	0.00	0.00	0.00	0.00	0.00	0.00	0.00
01 2151 650 006	SPEECH SPED SA - SUPPLIES TECH-REL AP	0.00	0.00	0.00	0.00	0.00	0.00	0.00
01 2151 650 007	SPEECH SPED SA - SUPPLIES TECH-REL SE	0.00	0.00	0.00	0.00	0.00	0.00	0.00
01 2151 650 008	SPEECH SPED SA - SUPPLIES TECH-REL BSMS	0.00	0.00	0.00	0.00	0.00	0.00	0.00
01 2151 733 001	SPEECH SPED SA - FURN & EQUIP BHS	0.00	0.00	0.00	0.00	0.00	0.00	0.00
01 2151 733 002	SPEECH SPED SA - FURN & EQUIP BE	0.00	0.00	0.00	0.00	0.00	0.00	0.00
01 2151 733 003	SPEECH SPED SA - FURN & EQUIP PC	0.00	0.00	0.00	0.00	0.00	0.00	0.00
01 2151 733 004	SPEECH SPED SA - FURN & EQUIP HE	0.00	0.00	0.00	0.00	0.00	0.00	0.00
01 2151 733 005	SPEECH SPED SA - FURN & EQUIP BMS	0.00	0.00	0.00	0.00	0.00	0.00	0.00
01 2151 733 006	SPEECH SPED SA - FURN & EQUIP AP	0.00	0.00	0.00	0.00	0.00	0.00	0.00
01 2151 733 007	SPEECH SPED SA - FURN & EQUIP SE	0.00	0.00	0.00	0.00	0.00	0.00	0.00
01 2151 733 008	SPEECH SPED SA - FURN & EQUIP BSMS	0.00	0.00	0.00	0.00	0.00	0.00	0.00
01 2151 734 001	SPEECH SPED SA - HARDWARE BHS	0.00	0.00	0.00	0.00	0.00	0.00	0.00
01 2151 734 002	SPEECH SPED SA - HARDWARE BE	0.00	0.00	0.00	0.00	0.00	0.00	0.00
01 2151 734 003	SPEECH SPED SA - HARDWARE PC	0.00	0.00	0.00	0.00	0.00	0.00	0.00
01 2151 734 004	SPEECH SPED SA - HARDWARE HE	0.00	0.00	0.00	0.00	0.00	0.00	0.00
01 2151 734 005	SPEECH SPED SA - HARDWARE BMS	0.00	0.00	0.00	0.00	0.00	0.00	0.00
01 2151 734 006	SPEECH SPED SA - HARDWARE AP	0.00	0.00	0.00	0.00	0.00	0.00	0.00
01 2151 734 007	SPEECH SPED SA - HARDWARE SE	0.00	0.00	0.00	0.00	0.00	0.00	0.00
01 2151 734 008	SPEECH SPED SA - HARDWARE BSMS	0.00	0.00	0.00	0.00	0.00	0.00	0.00
01 2151 735 000	SPEECH SPED SA - SOFTWARE DIST	0.00	0.00	0.00	0.00	0.00	0.00	0.00
01 2151 735 001	SPEECH SPED SA - SOFTWARE BHS	0.00	0.00	0.00	0.00	0.00	0.00	0.00
01 2151 735 002	SPEECH SPED SA - SOFTWARE BE	0.00	0.00	0.00	0.00	0.00	0.00	0.00
01 2151 735 003	SPEECH SPED SA - SOFTWARE PC	0.00	0.00	0.00	0.00	0.00	0.00	0.00
01 2151 735 004	SPEECH SPED SA - SOFTWARE HE	0.00	0.00	0.00	0.00	0.00	0.00	0.00
01 2151 735 005	SPEECH SPED SA - SOFTWARE BMS	0.00	0.00	0.00	0.00	0.00	0.00	0.00
01 2151 735 006	SPEECH SPED SA - SOFTWARE AP	0.00	0.00	0.00	0.00	0.00	0.00	0.00
01 2151 735 007	SPEECH SPED SA - SOFTWARE SE	0.00	0.00	0.00	0.00	0.00	0.00	0.00
01 2151 735 008	SPEECH SPED SA - SOFTWARE BSMS	0.00	0.00	0.00	0.00	0.00	0.00	0.00
01 2151 810 000	SPEECH SPED SA - DUES & FEES DIST	158.00	0.00	0.00	75.95	158.00	120.00	38.00
01 2151 810 001	SPEECH SPED SA - DUES & FEES BHS	0.00	0.00	0.00	0.00	0.00	0.00	0.00
01 2151 810 002	SPEECH SPED SA - DUES & FEES BE	0.00	0.00	0.00	0.00	0.00	0.00	0.00
01 2151 810 003	SPEECH SPED SA - DUES & FEES PC	194.00	0.00	0.00	0.00	194.00	0.00	194.00
01 2151 810 004	SPEECH SPED SA - DUES & FEES HE	277.00	0.00	0.00	0.00	277.00	0.00	277.00

12/08/2025 12:31 PM

User ID: LURVELYNN

Account Number	Account Description	Revised Budget	Expended During Month	Expenditures to Date	% of Budget	Balance at EOM	P/ O Outstanding	Unencumbered Balance
01 2151 810 005	SPEECH SPED SA - DUES & FEES BMS	194.00	0.00	0.00	0.00	194.00	0.00	194.00
01 2151 810 006	SPEECH SPED SA - DUES & FEES AP	0.00	0.00	0.00	0.00	0.00	0.00	0.00
01 2151 810 007	SPEECH SPED SA - DUES & FEES SE	194.00	0.00	0.00	0.00	194.00	0.00	194.00
01 2151 810 008	SPEECH SPED SA - DUES & FEES BSMS	0.00	0.00	0.00	0.00	0.00	0.00	0.00
01 2151 890 000	SPEECH SPED SA - OTHER MISC DIST	0.00	0.00	0.00	0.00	0.00	0.00	0.00
01 2151 890 001	SPEECH SPED SA - OTHER MISC BHS	0.00	0.00	0.00	0.00	0.00	0.00	0.00
01 2151 890 002	SPEECH SPED SA - OTHER MISC BE	0.00	0.00	0.00	0.00	0.00	0.00	0.00
01 2151 890 003	SPEECH SPED SA - OTHER MISC PC	0.00	0.00	0.00	0.00	0.00	0.00	0.00
01 2151 890 004	SPEECH SPED SA - OTHER MISC HE	0.00	0.00	0.00	0.00	0.00	0.00	0.00
01 2151 890 005	SPEECH SPED SA - OTHER MISC BMS	0.00	0.00	0.00	0.00	0.00	0.00	0.00
01 2151 890 006	SPEECH SPED SA - OTHER MISC AP	0.00	0.00	0.00	0.00	0.00	0.00	0.00
01 2151 890 007	SPEECH SPED SA - OTHER MISC SE	0.00	0.00	0.00	0.00	0.00	0.00	0.00
01 2151 890 008	SPEECH SPED SA - OTHER MISC BSMS	0.00	0.00	0.00	0.00	0.00	0.00	0.00
2151	SPEECH PATH SPED SCHOOL AGE	787,538.00	56,353.12	184,210.07	23.41	603,327.93	120.00	603,207.93
2152	Speech Pathology & Audiology Services Age 3-5							
01 2152 591 000	SP PATH & AUDIO 3-5 - PURCH SERV OTH DIST	17,636.00	0.00	0.00	0.00	17,636.00	0.00	17,636.00
2152	Speech Pathology & Audiology Services Age 3-5	17,636.00	0.00	0.00	0.00	17,636.00	0.00	17,636.00
2153	Speech Pathology & Audiology Services Age 0-2							
01 2153 151 002	SP PATH & AUDIO 0-2 - ADD'L COMP TEACHERS BE	0.00	0.00	0.00	0.00	0.00	0.00	0.00
01 2153 151 003	SP PATH & AUDIO 0-2 - ADD'L COMP TEACHERS PC	0.00	0.00	0.00	0.00	0.00	0.00	0.00
01 2153 151 004	SP PATH & AUDIO 0-2 - ADD'L COMP TEACHERS HE	0.00	0.00	0.00	0.00	0.00	0.00	0.00
01 2153 151 005	SP PATH & AUDIO 0-2 - ADD'L COMP TEACHERS BMS	0.00	0.00	0.00	0.00	0.00	0.00	0.00
01 2153 151 006	SP PATH & AUDIO 0-2 - ADD'L COMP TEACHERS AP	0.00	0.00	0.00	0.00	0.00	0.00	0.00
01 2153 151 007	SP PATH & AUDIO 0-2 - ADD'L COMP TEACHERS SE	0.00	0.00	0.00	0.00	0.00	0.00	0.00
01 2153 151 008	SP PATH & AUDIO 0-2 - ADD'L COMP TEACHERS BSMS	0.00	0.00	0.00	0.00	0.00	0.00	0.00
01 2153 221 002	SP PATH & AUDIO 0-2 - SOC SEC TEACHERS/PROF BE	0.00	0.00	0.00	0.00	0.00	0.00	0.00
01 2153 221 003	SP PATH & AUDIO 0-2 - SOC SEC TEACHERS/PROF PC	0.00	0.00	0.00	0.00	0.00	0.00	0.00
01 2153 221 004	SP PATH & AUDIO 0-2 - SOC SEC TEACHERS/PROF HE	0.00	0.00	0.00	0.00	0.00	0.00	0.00
01 2153 221 005	SP PATH & AUDIO 0-2 - SOC SEC TEACHERS/PROF BMS	0.00	0.00	0.00	0.00	0.00	0.00	0.00
01 2153 221 006	SP PATH & AUDIO 0-2 - SOC SEC TEACHERS/PROF AP	0.00	0.00	0.00	0.00	0.00	0.00	0.00
01 2153 221 007	SP PATH & AUDIO 0-2 - SOC SEC TEACHERS/PROF SE	0.00	0.00	0.00	0.00	0.00	0.00	0.00
01 2153 221 008	SP PATH & AUDIO 0-2 - SOC SEC TEACHERS/PROF BSMS	0.00	0.00	0.00	0.00	0.00	0.00	0.00
01 2153 231 002	SP PATH & AUDIO 0-2 - RETIREMENT TEACHERS/PROF BE	0.00	0.00	0.00	0.00	0.00	0.00	0.00
01 2153 231 003	SP PATH & AUDIO 0-2 - RETIREMENT TEACHERS/PROF PC	0.00	0.00	0.00	0.00	0.00	0.00	0.00
01 2153 231 004	SP PATH & AUDIO 0-2 - RETIREMENT TEACHERS/PROF HE	0.00	0.00	0.00	0.00	0.00	0.00	0.00
01 2153 231 005	SP PATH & AUDIO 0-2 - RETIREMENT TEACHERS/PROF BMS	0.00	0.00	0.00	0.00	0.00	0.00	0.00
01 2153 231 006	SP PATH & AUDIO 0-2 - RETIREMENT TEACHERS/PROF	0.00	0.00	0.00	0.00	0.00	0.00	0.00
01 2153 231 007	SP PATH & AUDIO 0-2 - RETIREMENT TEACHERS/PROF SE	0.00	0.00	0.00	0.00	0.00	0.00	0.00
01 2153 231 008	SP PATH & AUDIO 0-2 - RETIREMENT TEACHERS/PROF BSMS	0.00	0.00	0.00	0.00	0.00	0.00	0.00
01 2153 237 002	SP PATH & AUDIO 0-2 - INCR RET CONTR BE	0.00	0.00	0.00	0.00	0.00	0.00	0.00
01 2153 237 003	SP PATH & AUDIO 0-2 - INCR RET CONTR PC	0.00	0.00	0.00	0.00	0.00	0.00	0.00
01 2153 237 004	SP PATH & AUDIO 0-2 - INCR RET CONTR HE	0.00	0.00	0.00	0.00	0.00	0.00	0.00
01 2153 237 005	SP PATH & AUDIO 0-2 - INCR RET CONTR BMS	0.00	0.00	0.00	0.00	0.00	0.00	0.00
01 2153 237 006	SP PATH & AUDIO 0-2 - INCR RET CONTR AP	0.00	0.00	0.00	0.00	0.00	0.00	0.00
01 2153 237 007	SP PATH & AUDIO 0-2 - INCR RET CONTR SE	0.00	0.00	0.00	0.00	0.00	0.00	0.00
01 2153 237 008	SP PATH & AUDIO 0-2 - INCR RET CONTR BSMS	0.00	0.00	0.00	0.00	0.00	0.00	0.00
01 2153 591 000	SP PATH & AUDIO 0-2 - PURCH SERV OTH DIST	2,914.00	0.00	2,682.44	92.05	231.56	0.00	231.56
2153	Speech Pathology & Audiology Services Age 0-2	2,914.00	0.00	2,682.44	92.05	231.56	0.00	231.56
2161	OCC THERAPY SPED SCHOOL AGE							
01 2161 320 000	OCC THERAPY SPED SA - PROF ED SERVICES	109,715.00	15,525.00	32,671.50	29.78	77,043.50	0.00	77,043.50
01 2161 590 000	OCC THERAPY SPED SA - PURCH SERVICES DIST	0.00	0.00	0.00	0.00	0.00	0.00	0.00
2161	OCC THERAPY SPED SCHOOL AGE	109,715.00	15,525.00	32,671.50	29.78	77,043.50	0.00	77,043.50

Account Number	Account Description	Revised Budget	Expended During Month	Expenditures to Date	% of Budget	Balance at EOM	P/ O Outstanding	Unencumbered Balance
2162	OCC THERAPY SPED AGE 3-5							
01 2162 320 000	OCC THERAPY SPED 3-5 - PROF ED SERVICES	118.00	3,243.00	5,433.75	4,604.87	(5,315.75)	0.00	(5,315.75)
01 2162 590 000	OCC THERAPY SPED 3-5 - PURCH SERVICES	0.00	0.00	0.00	0.00	0.00	0.00	0.00
2162	OCC THERAPY SPED AGE 3-5	118.00	3,243.00	5,433.75	4,604.87	(5,315.75)	0.00	(5,315.75)
2163	OCC THERAPY SPED AGE 0-2							
01 2163 320 000	OCC THERAPY SPED 0-2 - PROF ED SERVICES	8,018.00	3,381.00	7,210.50	89.93	807.50	0.00	807.50
01 2163 590 000	OCC THERAPY SPED 0-2 - PURCH SERVICES	0.00	0.00	0.00	0.00	0.00	0.00	0.00
2163	OCC THERAPY SPED AGE 0-2	8,018.00	3,381.00	7,210.50	89.93	807.50	0.00	807.50
2171	PHYSICAL THERAPY SPED SCHOOL AGE							
01 2171 320 000	PHYS THERAPY SPED SA - PROF ED SERVICES	52,715.00	6,123.75	14,766.00	28.01	37,949.00	0.00	37,949.00
01 2171 590 000	PHYS THERAPY SPED SA - PURCH SERVICES DIST	0.00	0.00	0.00	0.00	0.00	0.00	0.00
2171	PHYSICAL THERAPY SPED SCHOOL AGE	52,715.00	6,123.75	14,766.00	28.01	37,949.00	0.00	37,949.00
2172	PHYSICAL THERAPY SPED AGE 3-5							
01 2172 320 000	PHYS THERAPY SPED 3-5 - PROF ED SERVICES	6,721.00	1,224.75	5,019.75	74.69	1,701.25	0.00	1,701.25
01 2172 590 000	PHYS THERAPY SPED 3-5 - PURCH SERVICES	0.00	0.00	0.00	0.00	0.00	0.00	0.00
2172	PHYSICAL THERAPY SPED AGE 3-5	6,721.00	1,224.75	5,019.75	74.69	1,701.25	0.00	1,701.25
2173	PHYSICAL THERAPY SPED AGE 0-2							
01 2173 320 000	PHYS THERAPY SPED 0-2 - PROF ED SERVICES	7,546.00	2,760.00	9,625.50	127.56	(2,079.50)	0.00	(2,079.50)
01 2173 590 000	PHYS THERAPY SPED 0-2 - PURCH SERVICES	0.00	0.00	0.00	0.00	0.00	0.00	0.00
2173	PHYSICAL THERAPY SPED AGE 0-2	7,546.00	2,760.00	9,625.50	127.56	(2,079.50)	0.00	(2,079.50)
2181	VISION SERVICE SPED SCHOOL AGE							
01 2181 320 000	VIS IMP SERV SPED SA - PROF ED SERVICES	0.00	0.00	0.00	0.00	0.00	0.00	0.00
2181	VISION SERVICE SPED SCHOOL AGE	0.00	0.00	0.00	0.00	0.00	0.00	0.00
2182	VISION SERVICES SPED AGE 3-5							
01 2182 320 000	VIS IMP SERV SPED 3-5 - PROF ED SERVICES	0.00	0.00	0.00	0.00	0.00	0.00	0.00
01 2182 590 000	VIS IMP SERV SPED 3-5 - PURCH SERVICES	0.00	0.00	0.00	0.00	0.00	0.00	0.00
01 2182 591 000	VIS IMP SERV SPED 3-5 - PURCH SERV OTH DIST	0.00	0.00	0.00	0.00	0.00	0.00	0.00
2182	VISION SERVICES SPED AGE 3-5	0.00	0.00	0.00	0.00	0.00	0.00	0.00
2183	VISION SERVICES SPED AGE 0-2							
01 2183 320 000	VIS IMP SERV SPED 0-2 - PROF ED SERVICES	0.00	0.00	0.00	0.00	0.00	0.00	0.00
01 2183 590 000	VIS IMP SERV SPED 0-2 - PURCH SERVICES	5,065.00	0.00	0.00	0.00	5,065.00	0.00	5,065.00
01 2183 591 000	VIS IMP SERV SPED 0-2 - PURCH SERV OTH DIST	0.00	0.00	0.00	0.00	0.00	0.00	0.00
2183	VISION SERVICES SPED AGE 0-2	5,065.00	0.00	0.00	0.00	5,065.00	0.00	5,065.00
2210	IMPROVEMENT OF INSTRUCTION							
01 2210 111 000	IMPR OF INSTR - SALARIES PROF DIST	294,554.00	11,924.06	35,772.18	12.14	258,781.82	0.00	258,781.82
01 2210 151 000	IMPR OF INSTR - ADD'L COMP PROF DIST	1,632.00	26.23	78.69	4.82	1,553.31	0.00	1,553.31
01 2210 211 000	IMPR OF INSTR - GROUP INS PROF DIST	58,745.00	2,456.90	7,370.70	12.55	51,374.30	0.00	51,374.30
01 2210 221 000	IMPR OF INSTR - SOC SEC PROF DIST	22,433.00	892.75	2,678.25	11.94	19,754.75	0.00	19,754.75
01 2210 231 000	IMPR OF INSTR - RETIREMENT PROF DIST	18,247.00	876.42	2,629.26	14.41	15,617.74	0.00	15,617.74
01 2210 237 000	IMPR OF INSTR - INCR RET CONTR DIST	5,687.00	87.05	261.15	4.59	5,425.85	0.00	5,425.85
01 2210 281 000	IMPR OF INSTR - HEALTH BEN PROF DIST	3,632.00	0.00	0.00	0.00	3,632.00	0.00	3,632.00
01 2210 580 000	IMPR OF INSTR - TRAVEL & MILEAGE	2,050.00	439.89	582.69	28.42	1,467.31	0.00	1,467.31
01 2210 610 000	IMPR OF INSTR - SUPPLIES	0.00	0.00	0.00	0.00	0.00	0.00	0.00
01 2210 810 000	IMPR OF INSTR - DUES & FEES	972.00	0.00	0.00	0.00	972.00	0.00	972.00
2210	IMPROVEMENT OF INSTRUCTION	407,952.00	16,703.30	49,372.92	12.10	358,579.08	0.00	358,579.08
2212	INST STAFF TRNG AND CURR DEV							
01 2212 111 000	INST & CURR DEV - SALARIES TEACHERS DIST	3,137.00	0.00	84.96	2.71	3,052.04	0.00	3,052.04
01 2212 111 001	INST & CURR DEV - SALARIES TEACHERS BHS	5,690.00	0.00	141.60	2.49	5,548.40	0.00	5,548.40
01 2212 111 002	INST & CURR DEV - SALARIES TEACHERS BE	3,785.00	28.32	778.80	20.58	3,006.20	0.00	3,006.20
01 2212 111 003	INST & CURR DEV - SALARIES TEACHERS PC	9,019.00	56.64	3,690.88	40.92	5,328.12	0.00	5,328.12
01 2212 111 004	INST & CURR DEV - SALARIES TEACHERS HE	4,394.00	0.00	566.40	12.89	3,827.60	0.00	3,827.60
01 2212 111 005	INST & CURR DEV - SALARIES TEACHERS BMS	6,903.00	0.00	269.04	3.90	6,633.96	0.00	6,633.96

12/08/2025 12:31 PM

User ID: LURVELYNN

Account Number	Account Description	Revised Budget	Expended During Month	Expenditures to Date	% of Budget	Balance at EOM	P/ O Outstanding	Unencumbered Balance
01 2212 111 006	INST & CURR DEV - SALARIES TEACHERS AP	4,184.00	28.32	1,869.12	44.67	2,314.88	0.00	2,314.88
01 2212 111 007	INST & CURR DEV - SALARIES TEACHERS SE	2,087.00	28.32	651.36	31.21	1,435.64	0.00	1,435.64
01 2212 111 008	INST & CURR DEV - SALARIES TEACHERS BSMS	5,083.00	0.00	339.84	6.69	4,743.16	0.00	4,743.16
01 2212 123 001	INST & CURR DEV - SUB TEACHERS BHS	20,404.00	1,400.00	3,850.00	18.87	16,554.00	0.00	16,554.00
01 2212 123 002	INST & CURR DEV - SUB TEACHERS BE	8,097.00	1,137.50	2,625.00	32.42	5,472.00	0.00	5,472.00
01 2212 123 003	INST & CURR DEV - SUB TEACHERS PC	9,176.00	612.50	2,800.00	30.51	6,376.00	0.00	6,376.00
01 2212 123 004	INST & CURR DEV - SUB TEACHERS HE	11,443.00	525.00	1,225.00	10.71	10,218.00	0.00	10,218.00
01 2212 123 005	INST & CURR DEV - SUB TEACHERS BMS	14,682.00	2,100.00	4,725.00	32.18	9,957.00	0.00	9,957.00
01 2212 123 006	INST & CURR DEV - SUB TEACHERS AP	0.00	0.00	0.00	0.00	0.00	0.00	0.00
01 2212 123 007	INST & CURR DEV - SUB TEACHERS SE	0.00	0.00	0.00	0.00	0.00	0.00	0.00
01 2212 123 008	INST & CURR DEV - SUB TEACHERS BSMS	0.00	0.00	0.00	0.00	0.00	0.00	0.00
01 2212 221 000	INST & CURR DEV - SOC SEC TEACHERS DIST	245.00	0.00	6.50	2.65	238.50	0.00	238.50
01 2212 221 001	INST & CURR DEV - SOC SEC TEACHERS BHS	445.00	0.00	10.81	2.43	434.19	0.00	434.19
01 2212 221 002	INST & CURR DEV - SOC SEC TEACHERS BE	296.00	2.16	59.59	20.13	236.41	0.00	236.41
01 2212 221 003	INST & CURR DEV - SOC SEC TEACHERS PC	705.00	4.33	282.37	40.05	422.63	0.00	422.63
01 2212 221 004	INST & CURR DEV - SOC SEC TEACHERS HE	344.00	0.00	43.32	12.59	300.68	0.00	300.68
01 2212 221 005	INST & CURR DEV - SOC SEC TEACHERS BMS	540.00	0.00	20.59	3.81	519.41	0.00	519.41
01 2212 221 006	INST & CURR DEV - SOC SEC TEACHERS AP	327.00	2.17	142.97	43.72	184.03	0.00	184.03
01 2212 221 007	INST & CURR DEV - SOC SEC TEACHERS SE	163.00	2.17	49.84	30.58	113.16	0.00	113.16
01 2212 221 008	INST & CURR DEV - SOC SEC TEACHERS BSMS	397.00	0.00	26.02	6.55	370.98	0.00	370.98
01 2212 223 001	INST & CURR DEV - SOC SEC SUB TCHRS BHS	1,394.00	107.11	294.55	21.13	1,099.45	0.00	1,099.45
01 2212 223 002	INST & CURR DEV - SOC SEC SUB TCHRS BE	553.00	87.07	200.88	36.33	352.12	0.00	352.12
01 2212 223 003	INST & CURR DEV - SOC SEC SUB TCHRS PC	627.00	46.88	214.28	34.18	412.72	0.00	412.72
01 2212 223 004	INST & CURR DEV - SOC SEC SUB TCHRS HE	782.00	40.18	93.75	11.99	688.25	0.00	688.25
01 2212 223 005	INST & CURR DEV - SOC SEC SUB TCHRS BMS	1,003.00	160.64	361.48	36.04	641.52	0.00	641.52
01 2212 223 006	INST & CURR DEV - SOC SEC SUB TCHRS AP	0.00	0.00	0.00	0.00	0.00	0.00	0.00
01 2212 223 007	INST & CURR DEV - SOC SEC SUB TCHRS SE	0.00	0.00	0.00	0.00	0.00	0.00	0.00
01 2212 223 008	INST & CURR DEV - SOC SEC SUB TCHRS BSMS	0.00	0.00	0.00	0.00	0.00	0.00	0.00
01 2212 230 001	INST & CURR DEV - RETIREMENT NON-INSTR BHS	0.00	0.00	0.00	0.00	0.00	0.00	0.00
01 2212 231 000	INST & CURR DEV - RETIREMENT TEACHERS	187.00	0.00	6.24	3.34	180.76	0.00	180.76
01 2212 231 001	INST & CURR DEV - RETIREMENT TCHRS BHS	282.00	0.00	10.40	3.69	271.60	0.00	271.60
01 2212 231 002	INST & CURR DEV - RETIREMENT TCHRS BE	228.00	2.08	57.25	25.11	170.75	0.00	170.75
01 2212 231 003	INST & CURR DEV - RETIREMENT TCHRS PC	474.00	4.16	271.25	57.23	202.75	0.00	202.75
01 2212 231 004	INST & CURR DEV - RETIREMENT TCHRS HE	221.00	0.00	41.64	18.84	179.36	0.00	179.36
01 2212 231 005	INST & CURR DEV - RETIREMENT TCHRS BMS	428.00	0.00	19.78	4.62	408.22	0.00	408.22
01 2212 231 006	INST & CURR DEV - RETIREMENT TCHRS AP	214.00	2.08	137.39	64.20	76.61	0.00	76.61
01 2212 231 007	INST & CURR DEV - RETIREMENT TCHRS SE	0.00	2.08	47.88	0.00	(47.88)	0.00	(47.88)
01 2212 231 008	INST & CURR DEV - RETIREMENT TCHRS BSMS	308.00	0.00	24.98	8.11	283.02	0.00	283.02
01 2212 233 000	INST & CURR DEV - RETIRE SUB TEACH DIST	0.00	0.00	0.00	0.00	0.00	0.00	0.00
01 2212 233 001	INST & CURR DEV - RETIRE SUB TEACHERS BHS	0.00	0.00	12.86	0.00	(12.86)	0.00	(12.86)
01 2212 233 002	INST & CURR DEV - RETIRE SUB TEACHERS BE	0.00	0.00	0.00	0.00	0.00	0.00	0.00
01 2212 233 003	INST & CURR DEV - RETIRE SUB TEACHERS PC	0.00	0.00	0.00	0.00	0.00	0.00	0.00
01 2212 233 004	INST & CURR DEV - RETIRE SUB TEACHERS HE	0.00	0.00	12.86	0.00	(12.86)	0.00	(12.86)
01 2212 233 005	INST & CURR DEV - RETIRE SUB TEACHERS BMS	0.00	0.00	6.43	0.00	(6.43)	0.00	(6.43)
01 2212 233 006	INST & CURR DEV - RETIRE SUB TEACHERS AP	0.00	0.00	0.00	0.00	0.00	0.00	0.00
01 2212 233 007	INST & CURR DEV - RETIRE SUB TEACHERS SE	0.00	0.00	0.00	0.00	0.00	0.00	0.00
01 2212 233 008	INST & CURR DEV - RETIRE SUB TEACHERS BSMS	0.00	0.00	0.00	0.00	0.00	0.00	0.00
01 2212 237 000	INST & CURR DEV - INCR RET CONTR DIST	0.00	0.00	0.62	0.00	(0.62)	0.00	(0.62)
01 2212 237 001	INST & CURR DEV - INCR RET CONTR BHS	0.00	0.00	2.31	0.00	(2.31)	0.00	(2.31)
01 2212 237 002	INST & CURR DEV - INCR RET CONTR BE	0.00	0.21	5.69	0.00	(5.69)	0.00	(5.69)
01 2212 237 003	INST & CURR DEV - INCR RET CONTR PC	118.00	0.41	26.99	22.87	91.01	0.00	91.01
01 2212 237 004	INST & CURR DEV - INCR RET CONTR HE	0.00	0.00	5.43	0.00	(5.43)	0.00	(5.43)
01 2212 237 005	INST & CURR DEV - INCR RET CONTR BMS	0.00	0.00	2.60	0.00	(2.60)	0.00	(2.60)
01 2212 237 006	INST & CURR DEV - INCR RET CONTR AP	0.00	0.20	13.64	0.00	(13.64)	0.00	(13.64)
01 2212 237 007	INST & CURR DEV - INCR RET CONTR SE	0.00	0.21	4.76	0.00	(4.76)	0.00	(4.76)

12/08/2025 12:31 PM

User ID: LURVELYNN

Account Number	Account Description	Revised Budget	Expended During Month	Expenditures to Date	% of Budget	Balance at EOM	P/ O Outstanding	Unencumbered Balance
01 2212 237 008	INST & CURR DEV - INCR RET CONTR BSMS	0.00	0.00	2.49	0.00	(2.49)	0.00	(2.49)
01 2212 350 000	INST & CURR DEV - OTHER PROF SERV DIST	0.00	0.00	0.00	0.00	0.00	0.00	0.00
01 2212 580 000	INST & CURR DEV - TRAVEL & MILEAGE DIST	6,392.00	74.18	74.18	6.14	6,317.82	318.00	5,999.82
01 2212 580 001	INST & CURR DEV - TRAVEL & MILEAGE BHS	701.00	0.00	0.00	0.00	701.00	0.00	701.00
01 2212 580 002	INST & CURR DEV - TRAVEL & MILEAGE BE	0.00	0.00	0.00	0.00	0.00	0.00	0.00
01 2212 580 003	INST & CURR DEV - TRAVEL & MILEAGE PC	0.00	0.00	0.00	0.00	0.00	0.00	0.00
01 2212 580 004	INST & CURR DEV - TRAVEL & MILEAGE HE	0.00	0.00	0.00	0.00	0.00	0.00	0.00
01 2212 580 005	INST & CURR DEV - TRAVEL & MILEAGE BMS	0.00	0.00	313.08	0.00	(313.08)	200.00	(513.08)
01 2212 580 006	INST & CURR DEV - TRAVEL & MILEAGE AP	0.00	0.00	0.00	0.00	0.00	0.00	0.00
01 2212 580 007	INST & CURR DEV - TRAVEL & MILEAGE SE	0.00	0.00	0.00	0.00	0.00	0.00	0.00
01 2212 580 008	INST & CURR DEV - TRAVEL & MILEAGE BSMS	1,751.00	0.00	0.00	0.00	1,751.00	0.00	1,751.00
01 2212 590 000	INST & CURR DEV - PURCHASED SRVS DIST	0.00	0.00	0.00	0.00	0.00	0.00	0.00
01 2212 610 000	INST & CURR DEV - SUPPLIES DIST	18,034.00	378.77	936.10	5.19	17,097.90	0.00	17,097.90
01 2212 610 001	INST & CURR DEV - SUPPLIES BHS	0.00	0.00	137.40	0.00	(137.40)	0.00	(137.40)
01 2212 610 002	INST & CURR DEV - SUPPLIES BE	0.00	0.00	0.00	0.00	0.00	0.00	0.00
01 2212 610 003	INST & CURR DEV - SUPPLIES PC	0.00	0.00	0.00	0.00	0.00	0.00	0.00
01 2212 610 004	INST & CURR DEV - SUPPLIES HE	0.00	0.00	42.73	0.00	(42.73)	0.00	(42.73)
01 2212 610 005	INST & CURR DEV - SUPPLIES BMS	0.00	0.00	0.00	0.00	0.00	0.00	0.00
01 2212 610 006	INST & CURR DEV - SUPPLIES AP	0.00	0.00	0.00	0.00	0.00	349.00	(349.00)
01 2212 610 007	INST & CURR DEV - SUPPLIES SE	306.00	0.00	0.00	0.00	306.00	0.00	306.00
01 2212 610 008	INST & CURR DEV - SUPPLIES BSMS	0.00	0.00	0.00	0.00	0.00	0.00	0.00
01 2212 735 000	INST & CURR DEV - SOFTWARE DIST	975.00	0.00	0.00	0.00	975.00	0.00	975.00
01 2212 810 000	INST & CURR DEV - DUES & FEES DIST	12,111.00	436.29	2,178.37	19.02	9,932.63	125.00	9,807.63
01 2212 810 001	INST & CURR DEV - DUES & FEES BHS	858.00	0.00	0.00	0.00	858.00	0.00	858.00
01 2212 810 002	INST & CURR DEV - DUES & FEES BE	299.00	0.00	0.00	0.00	299.00	0.00	299.00
01 2212 810 003	INST & CURR DEV - DUES & FEES PC	395.00	110.00	110.00	27.85	285.00	0.00	285.00
01 2212 810 004	INST & CURR DEV - DUES & FEES HE	1,082.00	0.00	0.00	0.00	1,082.00	0.00	1,082.00
01 2212 810 005	INST & CURR DEV - DUES & FEES BMS	0.00	0.00	580.00	0.00	(580.00)	0.00	(580.00)
01 2212 810 006	INST & CURR DEV - DUES & FEES AP	0.00	100.00	100.00	0.00	(100.00)	25.00	(125.00)
01 2212 810 007	INST & CURR DEV - DUES & FEES SE	0.00	0.00	0.00	0.00	0.00	0.00	0.00
01 2212 810 008	INST & CURR DEV - DUES & FEES BSMS	772.00	0.00	0.00	0.00	772.00	0.00	772.00
01 2212 890 000	INST & CURR DEV - OTHER MISC DIST	0.00	0.00	0.00	0.00	0.00	0.00	0.00
01 2212 890 001	INST & CURR DEV - OTHER MISC BHS	0.00	0.00	0.00	0.00	0.00	0.00	0.00
01 2212 890 002	INST & CURR DEV - OTHER MISC BE	0.00	0.00	0.00	0.00	0.00	0.00	0.00
01 2212 890 003	INST & CURR DEV - OTHER MISC PC	0.00	0.00	0.00	0.00	0.00	0.00	0.00
01 2212 890 004	INST & CURR DEV - OTHER MISC HE	0.00	0.00	0.00	0.00	0.00	0.00	0.00
01 2212 890 005	INST & CURR DEV - OTHER MISC BMS	0.00	0.00	0.00	0.00	0.00	0.00	0.00
01 2212 890 006	INST & CURR DEV - OTHER MISC AP	0.00	0.00	0.00	0.00	0.00	0.00	0.00
01 2212 890 007	INST & CURR DEV - OTHER MISC SE	0.00	0.00	0.00	0.00	0.00	0.00	0.00
01 2212 890 008	INST & CURR DEV - OTHER MISC BSMS	118.00	0.00	0.00	0.00	118.00	0.00	118.00
2212	INST STAFF TRNG AND CURR DEV	162,159.00	7,479.98	30,609.30	19.50	131,549.70	1,017.00	130,532.70
2213	INSTRUCTIONAL STAFF TRAINING							
01 2213 111 000	INST STAFF TRNG - SALARIES PROF STAFF DIST	101,380.00	7,710.41	23,131.23	22.82	78,248.77	0.00	78,248.77
01 2213 151 000	INST STAFF TRNG - ADD'L COMP PROF STAFF	204.00	16.96	50.88	24.94	153.12	0.00	153.12
01 2213 211 000	INST STAFF TRNG - GROUP INS TEACHERS/PROF	12,195.00	12.97	2,738.91	22.46	9,456.09	0.00	9,456.09
01 2213 221 000	INST STAFF TRNG - SOC SEC TEACHERS/PROF	7,939.00	590.66	1,771.98	22.32	6,167.02	0.00	6,167.02
01 2213 231 000	INST STAFF TRNG - RETIREMENT TEACHERS/PROF	6,280.00	566.72	1,700.16	27.07	4,579.84	0.00	4,579.84
01 2213 237 000	INST STAFF TRNG - INCR RET CONTR	1,904.00	56.29	168.87	8.87	1,735.13	0.00	1,735.13
01 2213 251 000	INST STAFF TRNG - TUITION REIMB TCHRS DIST	1,734.00	0.00	0.00	0.00	1,734.00	0.00	1,734.00
01 2213 251 001	INST STAFF TRNG - TUITION REIMB TCHRS BHS	8,149.00	0.00	0.00	0.00	8,149.00	0.00	8,149.00
01 2213 251 002	INST STAFF TRNG - TUITION REIMB TCHRS BE	2,142.00	0.00	0.00	0.00	2,142.00	0.00	2,142.00
01 2213 251 003	INST STAFF TRNG - TUITION REIMB TCHRS PC	8,727.00	0.00	0.00	0.00	8,727.00	0.00	8,727.00
01 2213 251 004	INST STAFF TRNG - TUITION REIMB TCHRS HE	4,997.00	0.00	0.00	0.00	4,997.00	0.00	4,997.00
01 2213 251 005	INST STAFF TRNG - TUITION REIMB TCHRS BMS	4,174.00	0.00	0.00	0.00	4,174.00	0.00	4,174.00
01 2213 251 006	INST STAFF TRNG - TUITION REIMB TCHRS AP	3,059.00	0.00	0.00	0.00	3,059.00	0.00	3,059.00

12/08/2025 12:31 PM

User ID: LURVELYNN

Account Number	Account Description	Revised Budget	Expended During Month	Expenditures to Date	% of Budget	Balance at EOM	P/ O Outstanding	Unencumbered Balance
01 2213 251 007	INST STAFF TRNG - TUITION REIMB TCHRS SE	4,622.00	0.00	0.00	0.00	4,622.00	0.00	4,622.00
01 2213 251 008	INST STAFF TRNG - TUITION REIMB TCHRS BSMS	6,578.00	453.42	453.42	6.89	6,124.58	0.00	6,124.58
01 2213 281 000	INST STAFF TRNG - HEALTH BEN TEACHERS	0.00	0.00	0.00	0.00	0.00	0.00	0.00
2213	INSTRUCTIONAL STAFF TRAINING	174,084.00	10,307.43	30,015.45	17.24	144,068.55	0.00	144,068.55
2220	SCHOOL LIBRARY SERVICES							
01 2220 111 001	LIBRARY - SALARIES TEACHERS BHS	87,230.00	6,634.25	19,902.75	22.82	67,327.25	0.00	67,327.25
01 2220 111 002	LIBRARY - SALARIES TEACHERS BE	73,547.00	5,723.67	17,171.01	23.35	56,375.99	0.00	56,375.99
01 2220 111 003	LIBRARY - SALARIES TEACHERS PC	131,998.00	8,829.40	26,488.20	20.07	105,509.80	0.00	105,509.80
01 2220 111 004	LIBRARY - SALARIES TEACHERS HE	75,257.00	5,723.67	17,171.01	22.82	58,085.99	0.00	58,085.99
01 2220 111 005	LIBRARY - SALARIES TEACHERS BMS	41,691.00	3,398.42	10,195.26	24.45	31,495.74	0.00	31,495.74
01 2220 111 006	LIBRARY - SALARIES TEACHERS AP	87,658.00	6,796.85	20,390.55	23.26	67,267.45	0.00	67,267.45
01 2220 111 007	LIBRARY - SALARIES TEACHERS SE	85,947.00	6,666.77	20,000.31	23.27	65,946.69	0.00	65,946.69
01 2220 111 008	LIBRARY - SALARIES TEACHERS BSMS	41,691.00	3,398.43	10,195.29	24.45	31,495.71	0.00	31,495.71
01 2220 112 002	LIBRARY - SALARIES INSTR AIDES BE	19,406.00	2,321.99	7,285.88	37.54	12,120.12	0.00	12,120.12
01 2220 112 003	LIBRARY - SALARIES INSTR AIDES PC	0.00	1,752.80	4,481.23	0.00	(4,481.23)	0.00	(4,481.23)
01 2220 112 004	LIBRARY - SALARIES INSTR AIDES HE	22,344.00	2,604.89	6,819.89	30.52	15,524.11	0.00	15,524.11
01 2220 112 005	LIBRARY - SALARIES INSTR AIDES BMS	11,288.00	1,177.15	2,854.56	25.29	8,433.44	0.00	8,433.44
01 2220 112 006	LIBRARY - SALARIES INSTR AIDES AP	21,643.00	2,540.54	6,953.37	32.13	14,689.63	0.00	14,689.63
01 2220 112 007	LIBRARY - SALARIES INSTR AIDES SE	22,442.00	2,608.88	5,848.54	26.06	16,593.46	0.00	16,593.46
01 2220 112 008	LIBRARY - SALARIES INSTR AIDES BSMS	11,288.00	1,177.15	2,854.56	25.29	8,433.44	0.00	8,433.44
01 2220 122 001	LIBRARY - SUB AIDES BHS	0.00	0.00	0.00	0.00	0.00	0.00	0.00
01 2220 122 002	LIBRARY - SUB AIDES BE	544.00	348.90	526.45	96.77	17.55	0.00	17.55
01 2220 122 003	LIBRARY - SUB AIDES PC	3,777.00	547.73	1,469.99	38.92	2,307.01	0.00	2,307.01
01 2220 122 004	LIBRARY - SUB AIDES HE	460.00	0.00	0.00	0.00	460.00	0.00	460.00
01 2220 122 005	LIBRARY - SUB AIDES BMS	0.00	0.00	0.00	0.00	0.00	0.00	0.00
01 2220 122 006	LIBRARY - SUB AIDES AP	232.00	0.00	0.00	0.00	232.00	0.00	232.00
01 2220 122 007	LIBRARY - SUB AIDES SE	459.00	54.44	234.00	50.98	225.00	0.00	225.00
01 2220 123 001	LIBRARY - SUB TEACHERS BHS	1,188.00	175.00	350.00	29.46	838.00	0.00	838.00
01 2220 123 002	LIBRARY - SUB TEACHERS BE	2,051.00	350.00	350.00	17.06	1,701.00	0.00	1,701.00
01 2220 123 003	LIBRARY - SUB TEACHERS PC	4,210.00	350.00	350.00	8.31	3,860.00	0.00	3,860.00
01 2220 123 004	LIBRARY - SUB TEACHERS HE	1,080.00	262.50	437.50	40.51	642.50	0.00	642.50
01 2220 123 005	LIBRARY - SUB TEACHERS BMS	3,239.00	350.00	525.00	16.21	2,714.00	0.00	2,714.00
01 2220 123 006	LIBRARY - SUB TEACHERS AP	3,994.00	350.00	1,050.00	26.29	2,944.00	0.00	2,944.00
01 2220 123 007	LIBRARY - SUB TEACHERS SE	1,403.00	175.00	175.00	12.47	1,228.00	0.00	1,228.00
01 2220 123 008	LIBRARY - SUB TEACHERS BSMS	0.00	0.00	0.00	0.00	0.00	0.00	0.00
01 2220 150 005	LIBRARY - ADD'L COMP NON-INSTR BMS	0.00	2.06	6.18	0.00	(6.18)	0.00	(6.18)
01 2220 150 008	LIBRARY - ADD'L COMP NON-INSTR BSMS	0.00	2.05	6.15	0.00	(6.15)	0.00	(6.15)
01 2220 151 001	LIBRARY - ADD'L COMP TEACHERS BHS	175.00	14.60	43.80	25.03	131.20	0.00	131.20
01 2220 151 002	LIBRARY - ADD'L COMP TEACHERS BE	148.00	12.59	37.77	25.52	110.23	0.00	110.23
01 2220 151 003	LIBRARY - ADD'L COMP TEACHERS PC	180.00	128.23	158.13	87.85	21.87	0.00	21.87
01 2220 151 004	LIBRARY - ADD'L COMP TEACHERS HE	151.00	12.59	37.77	25.01	113.23	0.00	113.23
01 2220 151 005	LIBRARY - ADD'L COMP TEACHERS BMS	235.00	7.47	22.41	9.54	212.59	0.00	212.59
01 2220 151 006	LIBRARY - ADD'L COMP TEACHERS AP	176.00	14.95	44.85	25.48	131.15	0.00	131.15
01 2220 151 007	LIBRARY - ADD'L COMP TEACHERS SE	173.00	14.67	44.01	25.44	128.99	0.00	128.99
01 2220 151 008	LIBRARY - ADD'L COMP TEACHERS BSMS	282.00	7.48	22.44	7.96	259.56	0.00	259.56
01 2220 152 002	LIBRARY - ADD'L COMP AIDES BE	0.00	4.21	12.63	0.00	(12.63)	0.00	(12.63)
01 2220 152 003	LIBRARY - ADD'L COMP AIDES PC	0.00	0.00	0.00	0.00	0.00	0.00	0.00
01 2220 152 004	LIBRARY - ADD'L COMP AIDES HE	0.00	4.54	13.62	0.00	(13.62)	0.00	(13.62)
01 2220 152 006	LIBRARY - ADD'L COMP AIDES AP	0.00	0.00	0.00	0.00	0.00	0.00	0.00
01 2220 152 007	LIBRARY - ADD'L COMP AIDES SE	0.00	4.86	14.58	0.00	(14.58)	0.00	(14.58)
01 2220 211 001	LIBRARY - GROUP INS TEACHERS BHS	28,288.00	2,117.93	6,353.79	22.46	21,934.21	0.00	21,934.21
01 2220 211 002	LIBRARY - GROUP INS TEACHERS BE	32,815.00	2,456.90	7,370.70	22.46	25,444.30	0.00	25,444.30
01 2220 211 003	LIBRARY - GROUP INS TEACHERS PC	21,205.00	857.23	2,571.69	12.13	18,633.31	0.00	18,633.31
01 2220 211 004	LIBRARY - GROUP INS TEACHERS HE	32,815.00	2,456.90	7,370.70	22.46	25,444.30	0.00	25,444.30
01 2220 211 005	LIBRARY - GROUP INS TEACHERS BMS	0.00	1.05	3.15	0.00	(3.15)	0.00	(3.15)

12/08/2025 12:31 PM

User ID: LURVELYNN

Account Number	Account Description	Revised Budget	Expended During Month	Expenditures to Date	% of Budget	Balance at EOM	P/ O Outstanding	Unencumbered Balance
01 2220 233 006	LIBRARY - RETIREMENT SUB TEACHERS AP	0.00	0.00	0.00	0.00	0.00	0.00	0.00
01 2220 233 007	LIBRARY - RETIREMENT SUB TEACHERS SE	0.00	0.00	0.00	0.00	0.00	0.00	0.00
01 2220 233 008	LIBRARY - RETIREMENT SUB TEACHERS BSMS	0.00	0.00	0.00	0.00	0.00	0.00	0.00
01 2220 237 001	LIBRARY - INCR RET CONTR BHS	1,638.00	48.43	145.29	8.87	1,492.71	0.00	1,492.71
01 2220 237 002	LIBRARY - INCR RET CONTR BE	1,791.00	58.73	178.52	9.97	1,612.48	0.00	1,612.48
01 2220 237 003	LIBRARY - INCR RET CONTR PC	2,535.00	65.27	194.19	7.66	2,340.81	0.00	2,340.81
01 2220 237 004	LIBRARY - INCR RET CONTR HE	1,887.00	60.80	175.13	9.28	1,711.87	0.00	1,711.87
01 2220 237 005	LIBRARY - INCR RET CONTR BMS	1,023.00	33.41	95.28	9.31	927.72	0.00	927.72
01 2220 237 006	LIBRARY - INCR RET CONTR AP	1,908.00	49.62	148.86	7.80	1,759.14	0.00	1,759.14
01 2220 237 007	LIBRARY - INCR RET CONTR SE	2,092.00	67.71	188.69	9.02	1,903.31	0.00	1,903.31
01 2220 237 008	LIBRARY - INCR RET CONTR BSMS	1,023.00	33.40	95.26	9.31	927.74	0.00	927.74
01 2220 281 001	LIBRARY - HEALTH BEN TEACHERS BHS	3,963.00	338.97	1,016.91	25.66	2,946.09	0.00	2,946.09
01 2220 281 002	LIBRARY - HEALTH BEN TEACHERS BE	0.00	0.00	0.00	0.00	0.00	0.00	0.00
01 2220 281 003	LIBRARY - HEALTH BEN TEACHERS PC	2,811.00	120.25	360.75	12.83	2,450.25	0.00	2,450.25
01 2220 281 004	LIBRARY - HEALTH BEN TEACHERS HE	0.00	0.00	0.00	0.00	0.00	0.00	0.00
01 2220 281 005	LIBRARY - HEALTH BEN TEACHERS BMS	2,929.00	237.50	712.50	24.33	2,216.50	0.00	2,216.50
01 2220 281 006	LIBRARY - HEALTH BEN TEACHERS AP	0.00	0.00	0.00	0.00	0.00	0.00	0.00
01 2220 281 007	LIBRARY - HEALTH BEN TEACHERS SE	3,963.00	338.97	1,016.91	25.66	2,946.09	0.00	2,946.09
01 2220 281 008	LIBRARY - HEALTH BEN TEACHERS BSMS	2,929.00	237.50	712.50	24.33	2,216.50	0.00	2,216.50
01 2220 340 001	LIBRARY - OTHER PROF SERVICES BHS	0.00	0.00	0.00	0.00	0.00	0.00	0.00
01 2220 340 002	LIBRARY - OTHER PROF SERVICES BE	0.00	0.00	0.00	0.00	0.00	0.00	0.00
01 2220 340 003	LIBRARY - OTHER PROF SERVICES PC	0.00	0.00	0.00	0.00	0.00	0.00	0.00
01 2220 340 004	LIBRARY - OTHER PROF SERVICES HE	0.00	0.00	0.00	0.00	0.00	0.00	0.00
01 2220 340 005	LIBRARY - OTHER PROF SERVICES BMS	1,498.00	0.00	0.00	0.00	1,498.00	0.00	1,498.00
01 2220 340 006	LIBRARY - OTHER PROF SERVICES AP	0.00	0.00	0.00	0.00	0.00	0.00	0.00
01 2220 340 007	LIBRARY - OTHER PROF SERVICES SE	0.00	0.00	0.00	0.00	0.00	0.00	0.00
01 2220 340 008	LIBRARY - OTHER PROF SERVICES BSMS	1,520.00	0.00	0.00	0.00	1,520.00	0.00	1,520.00
01 2220 350 001	LIBRARY - TECH SERVICES BHS	0.00	0.00	0.00	0.00	0.00	0.00	0.00
01 2220 350 002	LIBRARY - TECH SERVICES BE	0.00	0.00	0.00	0.00	0.00	0.00	0.00
01 2220 350 003	LIBRARY - TECH SERVICES PC	0.00	0.00	0.00	0.00	0.00	0.00	0.00
01 2220 350 004	LIBRARY - TECH SERVICES HE	0.00	0.00	0.00	0.00	0.00	0.00	0.00
01 2220 350 005	LIBRARY - TECH SERVICES BMS	0.00	0.00	1,839.00	0.00	(1,839.00)	0.00	(1,839.00)
01 2220 350 006	LIBRARY - TECH SERVICES AP	0.00	0.00	0.00	0.00	0.00	0.00	0.00
01 2220 350 007	LIBRARY - TECH SERVICES SE	0.00	0.00	0.00	0.00	0.00	0.00	0.00
01 2220 350 008	LIBRARY - TECH SERVICES BSMS	0.00	0.00	999.00	0.00	(999.00)	0.00	(999.00)
01 2220 580 001	LIBRARY - TRAVEL & MILEAGE BHS	0.00	0.00	0.00	0.00	0.00	0.00	0.00
01 2220 580 002	LIBRARY - TRAVEL & MILEAGE BE	0.00	0.00	0.00	0.00	0.00	0.00	0.00
01 2220 580 003	LIBRARY - TRAVEL & MILEAGE PC	0.00	0.00	0.00	0.00	0.00	0.00	0.00
01 2220 580 004	LIBRARY - TRAVEL & MILEAGE HE	0.00	0.00	0.00	0.00	0.00	0.00	0.00
01 2220 580 005	LIBRARY - TRAVEL & MILEAGE BMS	0.00	0.00	0.00	0.00	0.00	0.00	0.00
01 2220 580 006	LIBRARY - TRAVEL & MILEAGE AP	0.00	0.00	0.00	0.00	0.00	0.00	0.00
01 2220 580 007	LIBRARY - TRAVEL & MILEAGE SE	0.00	0.00	0.00	0.00	0.00	0.00	0.00
01 2220 580 008	LIBRARY - TRAVEL & MILEAGE BSMS	0.00	0.00	0.00	0.00	0.00	0.00	0.00
01 2220 610 001	LIBRARY - SUPPLIES BHS	3,572.00	0.00	719.42	20.14	2,852.58	0.00	2,852.58
01 2220 610 002	LIBRARY - SUPPLIES BE	1,344.00	4.48	33.14	2.47	1,310.86	0.00	1,310.86
01 2220 610 003	LIBRARY - SUPPLIES PC	192.00	0.00	201.81	105.11	(9.81)	0.00	(9.81)
01 2220 610 004	LIBRARY - SUPPLIES HE	358.00	35.96	46.12	12.88	311.88	0.00	311.88
01 2220 610 005	LIBRARY - SUPPLIES BMS	370.00	0.00	0.00	27.24	370.00	100.80	269.20
01 2220 610 006	LIBRARY - SUPPLIES AP	572.00	0.00	139.94	24.47	432.06	0.00	432.06
01 2220 610 007	LIBRARY - SUPPLIES SE	1,016.00	0.00	84.28	8.30	931.72	0.00	931.72
01 2220 610 008	LIBRARY - SUPPLIES BSMS	962.00	45.74	45.74	4.75	916.26	0.00	916.26
01 2220 640 001	LIBRARY - BOOKS & PER BHS	12,090.00	0.00	0.00	0.00	12,090.00	0.00	12,090.00
01 2220 640 002	LIBRARY - BOOKS & PER BE	15,761.00	24.56	1,428.71	9.06	14,332.29	0.00	14,332.29
01 2220 640 003	LIBRARY - BOOKS & PER PC	7,406.00	224.41	2,913.66	56.47	4,492.34	1,268.79	3,223.55
01 2220 640 004	LIBRARY - BOOKS & PER HE	5,835.00	0.00	0.00	5.76	5,835.00	336.35	5,498.65

Account Number	Account Description	Revised Budget	Expended During Month	Expenditures to Date	% of Budget	Balance at EOM	P/ O Outstanding	Unencumbered Balance
01 2230 114 000	TECHNOLOGY - SALARIES TECH STAFF DIST	361,684.00	28,949.28	85,272.25	23.58	276,411.75	0.00	276,411.75
01 2230 124 000	TECHNOLOGY - SUB TECH STAFF DIST	0.00	0.00	0.00	0.00	0.00	0.00	0.00
01 2230 134 000	TECHNOLOGY - OT SALARIES TECH STAFF DIST	1,638.00	176.09	513.34	31.34	1,124.66	0.00	1,124.66
01 2230 151 000	TECHNOLOGY - ADD'L COMP TEACHERS DIST	0.00	0.00	0.00	0.00	0.00	0.00	0.00
01 2230 154 000	TECHNOLOGY - ADD'L COMP TECH STAFF DIST	1,118.00	62.02	186.06	16.64	931.94	0.00	931.94
01 2230 211 000	TECHNOLOGY - GROUP INS TEACHERS DIST	0.00	0.00	0.00	0.00	0.00	0.00	0.00
01 2230 214 000	TECHNOLOGY - GROUP INS TECH STAFF DIST	63,295.00	4,738.69	14,216.07	22.46	49,078.93	0.00	49,078.93
01 2230 221 000	TECHNOLOGY - SOC SEC TEACHERS DIST	0.00	0.00	0.00	0.00	0.00	0.00	0.00
01 2230 224 000	TECHNOLOGY - SOC SEC TECH STAFF DIST	28,751.00	2,240.86	6,600.92	22.96	22,150.08	0.00	22,150.08
01 2230 231 000	TECHNOLOGY - RETIREMENT TEACHERS DIST	0.00	0.00	0.00	0.00	0.00	0.00	0.00
01 2230 234 000	TECHNOLOGY - RETIREMENT TECH STAFF DIST	22,360.00	2,140.71	6,305.25	28.20	16,054.75	0.00	16,054.75
01 2230 237 000	TECHNOLOGY - INCR RET CONTR DIST	6,746.00	212.62	626.24	9.28	6,119.76	0.00	6,119.76
01 2230 281 000	TECHNOLOGY - HEALTH BEN TEACHERS DIST	0.00	0.00	0.00	0.00	0.00	0.00	0.00
01 2230 284 000	TECHNOLOGY - HEALTH BEN TECH STAFF DIST	11,226.00	934.22	2,802.66	24.97	8,423.34	0.00	8,423.34
01 2230 580 000	TECHNOLOGY - TRAVEL & MILEAGE	7,635.00	466.27	1,134.85	14.86	6,500.15	0.00	6,500.15
01 2230 733 000	TECHNOLOGY - FURN & EQUIP	0.00	0.00	0.00	0.00	0.00	0.00	0.00
01 2230 810 000	TECHNOLOGY - DUES & FEES DIST	465.00	0.00	0.00	0.00	465.00	0.00	465.00
2230	INSTR-RELATED TECHNOLOGY	504,918.00	39,920.76	117,657.64	23.30	387,260.36	0.00	387,260.36
2240	STUDENT ASSESSMENT							
01 2240 110 000	STU ASSESS - SALARIES NON-INSTR DIST	0.00	0.00	0.00	0.00	0.00	0.00	0.00
01 2240 130 000	STU ASSESS - OT SALAIRES NON-INSTR DIST	0.00	0.00	0.00	0.00	0.00	0.00	0.00
01 2240 150 000	STU ASSESS - ADD'L COMP NON-INSTR DIST	0.00	0.00	0.00	0.00	0.00	0.00	0.00
01 2240 210 000	STU ASSESS - GROUP INS NON-INSTR DIST	0.00	0.00	0.00	0.00	0.00	0.00	0.00
01 2240 220 000	STU ASSESS - SOC SEC NON-INSTR DIST	0.00	0.00	0.00	0.00	0.00	0.00	0.00
01 2240 230 000	STU ASSESS - RETIREMENT NON-INSTR DIST	0.00	0.00	0.00	0.00	0.00	0.00	0.00
01 2240 237 000	STU ASSESS - INCR RET CONTR DIST	0.00	0.00	0.00	0.00	0.00	0.00	0.00
01 2240 280 000	STU ASSESS - HEALTH BEN NON-INSTR DIST	0.00	0.00	0.00	0.00	0.00	0.00	0.00
2240	STUDENT ASSESSMENT	0.00	0.00	0.00	0.00	0.00	0.00	0.00
2310	BOARD OF EDUCATION							
01 2310 314 000	BOARD OF ED - LOBBYIST FEES	0.00	0.00	0.00	0.00	0.00	0.00	0.00
01 2310 340 000	BOARD OF ED - OTHER PROF SERVICES	10,539.00	0.00	0.00	0.00	10,539.00	0.00	10,539.00
01 2310 521 000	BOARD OF ED - FIDELITY BOND PREMIUMS	0.00	0.00	0.00	0.00	0.00	0.00	0.00
01 2310 540 000	BOARD OF ED - ADVERTISING	7,138.00	399.99	1,541.31	21.59	5,596.69	0.00	5,596.69
01 2310 580 000	BOARD OF ED - TRAVEL & MILEAGE	0.00	0.00	0.00	0.00	0.00	0.00	0.00
01 2310 610 000	BOARD OF ED - SUPPLIES	4,625.00	0.00	352.32	7.62	4,272.68	0.00	4,272.68
01 2310 733 000	BOARD OF ED - FURN & EQUIP	0.00	0.00	0.00	0.00	0.00	0.00	0.00
01 2310 735 000	BOARD OF ED - SOFTWARE	15,509.00	0.00	0.00	0.00	15,509.00	0.00	15,509.00
01 2310 810 000	BOARD OF ED - DUES & FEES	58,081.00	0.00	4,250.00	7.32	53,831.00	0.00	53,831.00
01 2310 890 000	BOARD OF ED - OTHER MISC	300.00	0.00	0.00	0.00	300.00	0.00	300.00
01 2310 950 000	BOARD OF ED - SPECIAL ITEMS	20,000.00	0.00	0.00	0.00	20,000.00	0.00	20,000.00
2310	BOARD OF EDUCATION	116,192.00	399.99	6,143.63	5.29	110,048.37	0.00	110,048.37
2320	EXECUTIVE ADMINISTRATION							
01 2320 105 000	EXEC ADMIN - SALARY OF SUPERINTENDENT	243,360.00	20,166.67	60,500.01	24.86	182,859.99	0.00	182,859.99
01 2320 110 000	EXEC ADMIN - SALARIES NON-INSTR	67,659.00	5,636.16	16,372.05	24.20	51,286.95	0.00	51,286.95
01 2320 111 000	EXEC ADMIN - PROF STAFF SALARIES	190,450.00	25,655.06	76,965.18	40.41	113,484.82	0.00	113,484.82
01 2320 130 000	EXEC ADMIN - OT SALARIES NON-INSTR	988.00	42.64	610.43	61.78	377.57	0.00	377.57
01 2320 150 000	EXEC ADMIN - ADD'L COMP NON-INSTR	138.00	11.78	35.34	25.61	102.66	0.00	102.66
01 2320 151 000	EXEC ADMIN - ADD'L COMP PROF STAFF	825.00	56.44	169.32	20.52	655.68	0.00	655.68
01 2320 155 000	EXEC ADMIN - ADD'L COMP SUPT.	14,213.00	296.45	889.35	6.26	13,323.65	0.00	13,323.65
01 2320 210 000	EXEC ADMIN - GROUP INS NON-INSTR	0.00	2.10	6.30	0.00	(6.30)	0.00	(6.30)
01 2320 211 000	EXEC ADMIN - GROUP INS PROF STAFF	30,645.00	4,235.86	12,707.58	41.47	17,937.42	0.00	17,937.42
01 2320 215 000	EXEC ADMIN - GROUP INS SUPERINTENDENT	33,081.00	2,475.80	7,427.40	22.45	25,653.60	0.00	25,653.60
01 2320 220 000	EXEC ADMIN - SOC SEC NON-INSTR	5,860.00	471.18	1,409.40	24.05	4,450.60	0.00	4,450.60
01 2320 221 000	EXEC ADMIN - SOC SEC PROF STAFF	14,463.00	1,891.09	5,673.27	39.23	8,789.73	0.00	8,789.73

12/08/2025 12:31 PM

User ID: LURVELYNN

Account Number	Account Description	Revised Budget	Expended During Month	Expenditures to Date	% of Budget	Balance at EOM	P/ O Outstanding	Unencumbered Balance
01 2320 225 000	EXEC ADMIN - SOC SEC SUPERINTENDENT	16,325.00	291.99	1,310.38	8.03	15,014.62	0.00	15,014.62
01 2320 230 000	EXEC ADMIN - RETIREMENT NON-INSTR	4,223.00	417.39	1,248.21	29.56	2,974.79	0.00	2,974.79
01 2320 231 000	EXEC ADMIN - RETIREMENT PROF STAFF	11,798.00	1,885.65	5,656.95	47.95	6,141.05	0.00	6,141.05
01 2320 235 000	EXEC ADMIN - RETIREMENT SUPERINTENDENT	16,215.00	1,500.78	4,502.34	27.77	11,712.66	0.00	11,712.66
01 2320 237 000	EXEC ADMIN - INCR RET CONTR	9,574.00	377.81	1,133.03	11.83	8,440.97	0.00	8,440.97
01 2320 280 000	EXEC ADMIN - HEALTH BEN NON-INSTR	5,858.00	475.00	1,425.00	24.33	4,433.00	0.00	4,433.00
01 2320 281 000	EXEC ADMIN - HEALTH BENEFITS PROF STAFF	4,293.00	677.94	2,033.82	47.38	2,259.18	0.00	2,259.18
01 2320 580 000	EXEC ADMIN - TRAVEL & MILEAGE	8,879.00	873.50	2,328.76	26.23	6,550.24	0.00	6,550.24
01 2320 610 000	EXEC ADMIN - SUPPLIES	276.00	0.00	0.00	0.00	276.00	0.00	276.00
01 2320 734 000	EXEC ADMIN - HARDWARE	0.00	0.00	0.00	0.00	0.00	0.00	0.00
01 2320 810 000	EXEC ADMIN - DUES & FEES	15,380.00	435.00	520.00	3.38	14,860.00	0.00	14,860.00
01 2320 890 000	EXEC ADMIN - OTHER MISC	2,846.00	266.00	508.84	17.88	2,337.16	0.00	2,337.16
2320	EXECUTIVE ADMINISTRATION	697,349.00	68,142.29	203,432.96	29.17	493,916.04	0.00	493,916.04
2330	DISTRICT LEGAL SERVICES							
01 2330 314 000	DISTRICT LEGAL SERVICES - LOBBYIST FEES	30,824.00	6,950.00	6,950.00	22.55	23,874.00	0.00	23,874.00
01 2330 317 000	DISTRICT LEGAL SERVICES	118,161.00	5,360.97	17,988.97	15.22	100,172.03	0.00	100,172.03
2330	DISTRICT LEGAL SERVICES	148,985.00	12,310.97	24,938.97	16.74	124,046.03	0.00	124,046.03
2410	OFFICE OF THE PRINCIPAL							
01 2410 110 001	OFF/PRINCIPAL - SALARIES NON-INSTR BHS	108,044.00	11,672.49	33,807.94	31.29	74,236.06	0.00	74,236.06
01 2410 110 002	OFF/PRINCIPAL - SALARIES NON-INSTR BE	35,184.00	3,666.06	10,485.92	29.80	24,698.08	0.00	24,698.08
01 2410 110 003	OFF/PRINCIPAL - SALARIES NON-INSTR PC	166,288.00	14,406.70	41,807.54	25.14	124,480.46	0.00	124,480.46
01 2410 110 004	OFF/PRINCIPAL - SALARIES NON-INSTR HE	37,527.00	4,115.48	11,736.16	31.27	25,790.84	0.00	25,790.84
01 2410 110 005	OFF/PRINCIPAL - SALARIES NON-INSTR BMS	71,553.00	6,942.23	19,816.07	27.69	51,736.93	0.00	51,736.93
01 2410 110 006	OFF/PRINCIPAL - SALARIES NON-INSTR AP	37,558.00	10,994.84	32,589.85	86.77	4,968.15	0.00	4,968.15
01 2410 110 007	OFF/PRINCIPAL - SALARIES NON-INSTR SE	37,845.00	4,041.43	11,519.04	30.44	26,325.96	0.00	26,325.96
01 2410 110 008	OFF/PRINCIPAL - SALARIES NON-INSTR BSMS	65,666.00	7,329.00	20,579.23	31.34	45,086.77	0.00	45,086.77
01 2410 111 001	OFF/PRINCIPAL - SALARIES PRINCIPAL BHS	331,808.00	25,150.55	75,451.65	22.74	256,356.35	0.00	256,356.35
01 2410 111 002	OFF/PRINCIPAL - SALARIES PRINCIPAL BE	112,341.00	8,723.65	26,170.95	23.30	86,170.05	0.00	86,170.05
01 2410 111 003	OFF/PRINCIPAL - SALARIES PRINCIPAL PC	114,818.00	8,916.02	26,748.06	23.30	88,069.94	0.00	88,069.94
01 2410 111 004	OFF/PRINCIPAL - SALARIES PRINCIPAL HE	112,341.00	8,723.65	26,170.95	23.30	86,170.05	0.00	86,170.05
01 2410 111 005	OFF/PRINCIPAL - SALARIES PRINCIPAL BMS	194,649.00	15,115.08	45,345.24	23.30	149,303.76	0.00	149,303.76
01 2410 111 006	OFF/PRINCIPAL - SALARIES PRINCIPAL AP	138,951.00	10,790.00	32,370.00	23.30	106,581.00	0.00	106,581.00
01 2410 111 007	OFF/PRINCIPAL - SALARIES PRINCIPAL SE	115,793.00	8,991.67	26,975.01	23.30	88,817.99	0.00	88,817.99
01 2410 111 008	OFF/PRINCIPAL - SALARIES PRINCIPAL BSMS	178,268.00	14,561.75	43,685.25	24.51	134,582.75	0.00	134,582.75
01 2410 120 001	OFF/PRINCIPAL - SUBS NON-INSTR BHS	0.00	0.00	0.00	0.00	0.00	0.00	0.00
01 2410 120 002	OFF/PRINCIPAL - SUBS NON-INSTR BE	960.00	0.00	114.58	11.94	845.42	0.00	845.42
01 2410 120 003	OFF/PRINCIPAL - SUBS NON-INSTR PC	1,312.00	355.70	355.70	27.11	956.30	0.00	956.30
01 2410 120 004	OFF/PRINCIPAL - SUBS NON-INSTR HE	247.00	0.00	0.00	0.00	247.00	0.00	247.00
01 2410 120 005	OFF/PRINCIPAL - SUBS NON-INSTR BMS	0.00	0.00	0.00	0.00	0.00	0.00	0.00
01 2410 120 006	OFF/PRINCIPAL - SUBS NON-INSTR AP	0.00	0.00	0.00	0.00	0.00	0.00	0.00
01 2410 120 007	OFF/PRINCIPAL - SUBS NON-INSTR SE	1,041.00	0.00	0.00	0.00	1,041.00	0.00	1,041.00
01 2410 120 008	OFF/PRINCIPAL - SUBS NON-INSTR BSMS	19,203.00	0.00	0.00	0.00	19,203.00	0.00	19,203.00
01 2410 130 001	OFF/PRINCIPAL - OT NON-INSTR BHS	2,916.00	333.16	859.24	29.47	2,056.76	0.00	2,056.76
01 2410 130 002	OFF/PRINCIPAL - OT NON-INSTR BE	3,919.00	516.00	1,236.02	31.54	2,682.98	0.00	2,682.98
01 2410 130 003	OFF/PRINCIPAL - OT NON-INSTR PC	618.00	92.25	168.95	27.34	449.05	0.00	449.05
01 2410 130 004	OFF/PRINCIPAL - OT NON-INSTR HE	1,264.00	142.51	465.86	36.86	798.14	0.00	798.14
01 2410 130 005	OFF/PRINCIPAL - OT NON-INSTR BMS	2,894.00	443.38	1,526.76	52.76	1,367.24	0.00	1,367.24
01 2410 130 006	OFF/PRINCIPAL - OT NON-INSTR AP	3,821.00	118.92	768.91	20.12	3,052.09	0.00	3,052.09
01 2410 130 007	OFF/PRINCIPAL - OT NON-INSTR SE	1,597.00	131.21	941.98	58.98	655.02	0.00	655.02
01 2410 130 008	OFF/PRINCIPAL - OT NON-INSTR BSMS	1,761.00	254.93	369.56	20.99	1,391.44	0.00	1,391.44
01 2410 150 001	OFF/PRINCIPAL - ADD'L COMP NON-INSTR BHS	7,314.00	440.74	1,322.22	18.08	5,991.78	0.00	5,991.78
01 2410 150 002	OFF/PRINCIPAL - ADD'L COMP NON-INSTR BE	0.00	7.28	21.84	0.00	(21.84)	0.00	(21.84)
01 2410 150 003	OFF/PRINCIPAL - ADD'L COMP NON-INSTR PC	1,570.00	30.54	91.62	5.84	1,478.38	0.00	1,478.38
01 2410 150 004	OFF/PRINCIPAL - ADD'L COMP NON-INSTR HE	0.00	8.36	25.08	0.00	(25.08)	0.00	(25.08)

12/08/2025 12:31 PM

User ID: LURVELYNN

Account Number	Account Description	Revised Budget	Expended During Month	Expenditures to Date	% of Budget	Balance at EOM	P/ O Outstanding	Unencumbered Balance
01 2410 150 005	OFF/PRINCIPAL - ADD'L COMP NON-INSTR BMS	138.00	13.89	41.67	30.20	96.33	0.00	96.33
01 2410 150 006	OFF/PRINCIPAL - ADD'L COMP NON-INSTR AP	2,003.00	15.77	62.65	3.13	1,940.35	0.00	1,940.35
01 2410 150 007	OFF/PRINCIPAL - ADD'L COMP NON-INSTR SE	0.00	8.40	25.20	0.00	(25.20)	0.00	(25.20)
01 2410 150 008	OFF/PRINCIPAL - ADD'L COMP NON-INSTR BSMS	143.00	14.68	63.75	44.58	79.25	0.00	79.25
01 2410 151 001	OFF/PRINCIPAL - ADD'L COMP PRINCIPAL BHS	2,642.00	55.33	165.99	6.28	2,476.01	0.00	2,476.01
01 2410 151 002	OFF/PRINCIPAL - ADD'L COMP PRINCIPAL BE	225.00	19.19	57.57	25.59	167.43	0.00	167.43
01 2410 151 003	OFF/PRINCIPAL - ADD'L COMP PRINCIPAL PC	230.00	19.62	58.86	25.59	171.14	0.00	171.14
01 2410 151 004	OFF/PRINCIPAL - ADD'L COMP PRINCIPAL HE	225.00	19.19	57.57	25.59	167.43	0.00	167.43
01 2410 151 005	OFF/PRINCIPAL - ADD'L COMP PRINCIPAL BMS	1,311.00	33.25	99.75	7.61	1,211.25	0.00	1,211.25
01 2410 151 006	OFF/PRINCIPAL - ADD'L COMP PRINCIPAL AP	361.00	23.74	71.22	19.73	289.78	0.00	289.78
01 2410 151 007	OFF/PRINCIPAL - ADD'L COMP PRINCIPAL SE	232.00	19.78	59.34	25.58	172.66	0.00	172.66
01 2410 151 008	OFF/PRINCIPAL - ADD'L COMP PRINCIPAL BSMS	1,258.00	32.03	96.09	7.64	1,161.91	0.00	1,161.91
01 2410 210 001	OFF/PRINCIPAL - GROUP INS NON-INSTR BHS	1,134.00	68.71	206.13	18.18	927.87	0.00	927.87
01 2410 210 002	OFF/PRINCIPAL - GROUP INS NON-INSTR BE	0.00	2.10	6.30	0.00	(6.30)	0.00	(6.30)
01 2410 210 003	OFF/PRINCIPAL - GROUP INS NON-INSTR PC	30,871.00	2,122.13	6,366.39	20.62	24,504.61	0.00	24,504.61
01 2410 210 004	OFF/PRINCIPAL - GROUP INS NON-INSTR HE	0.00	2.10	6.30	0.00	(6.30)	0.00	(6.30)
01 2410 210 005	OFF/PRINCIPAL - GROUP INS NON-INSTR BMS	9,176.00	4.20	12.60	0.14	9,163.40	0.00	9,163.40
01 2410 210 006	OFF/PRINCIPAL - GROUP INS NON-INSTR AP	247.00	2,117.93	6,357.99	2,574.09	(6,110.99)	0.00	(6,110.99)
01 2410 210 007	OFF/PRINCIPAL - GROUP INS NON-INSTR SE	12,195.00	912.97	2,738.91	22.46	9,456.09	0.00	9,456.09
01 2410 210 008	OFF/PRINCIPAL - GROUP INS NON-INSTR BSMS	0.00	4.20	12.60	0.00	(12.60)	0.00	(12.60)
01 2410 211 001	OFF/PRINCIPAL - GROUP INS PRINCIPAL BHS	63,367.00	4,335.37	13,006.11	20.53	50,360.89	0.00	50,360.89
01 2410 211 002	OFF/PRINCIPAL - GROUP INS PRINCIPAL BE	0.00	2.10	6.30	0.00	(6.30)	0.00	(6.30)
01 2410 211 003	OFF/PRINCIPAL - GROUP INS PRINCIPAL PC	21,659.00	1,634.13	4,902.39	22.63	16,756.61	0.00	16,756.61
01 2410 211 004	OFF/PRINCIPAL - GROUP INS PRINCIPAL HE	22,000.00	1,411.74	4,235.22	19.25	17,764.78	0.00	17,764.78
01 2410 211 005	OFF/PRINCIPAL - GROUP INS PRINCIPAL BMS	0.00	34.36	103.08	0.00	(103.08)	0.00	(103.08)
01 2410 211 006	OFF/PRINCIPAL - GROUP INS PRINCIPAL AP	32,597.00	2,456.90	7,370.70	22.61	25,226.30	0.00	25,226.30
01 2410 211 007	OFF/PRINCIPAL - GROUP INS PRINCIPAL SE	28,288.00	2,117.93	6,353.79	22.46	21,934.21	0.00	21,934.21
01 2410 211 008	OFF/PRINCIPAL - GROUP INS PRINCIPAL BSMS	49,222.00	3,685.36	11,056.08	22.46	38,165.92	0.00	38,165.92
01 2410 220 001	OFF/PRINCIPAL - SOC SEC NON-INSTR BHS	10,250.00	1,017.63	2,949.65	28.78	7,300.35	0.00	7,300.35
01 2410 220 002	OFF/PRINCIPAL - SOC SEC NON-INSTR BE	3,095.00	320.49	907.19	29.31	2,187.81	0.00	2,187.81
01 2410 220 003	OFF/PRINCIPAL - SOC SEC NON-INSTR PC	13,776.00	1,174.15	3,351.73	24.33	10,424.27	0.00	10,424.27
01 2410 220 004	OFF/PRINCIPAL - SOC SEC NON-INSTR HE	3,480.00	358.25	1,031.00	29.63	2,449.00	0.00	2,449.00
01 2410 220 005	OFF/PRINCIPAL - SOC SEC NON-INSTR BMS	6,732.00	666.16	1,936.20	28.76	4,795.80	0.00	4,795.80
01 2410 220 006	OFF/PRINCIPAL - SOC SEC NON-INSTR AP	3,807.00	820.81	2,528.70	66.42	1,278.30	0.00	1,278.30
01 2410 220 007	OFF/PRINCIPAL - SOC SEC NON-INSTR SE	3,148.00	319.85	955.19	30.34	2,192.81	0.00	2,192.81
01 2410 220 008	OFF/PRINCIPAL - SOC SEC NON-INSTR BSMS	5,704.00	613.17	1,703.11	29.86	4,000.89	0.00	4,000.89
01 2410 221 001	OFF/PRINCIPAL - SOC SEC PRINCIPAL BHS	26,946.00	1,935.34	5,806.02	21.55	21,139.98	0.00	21,139.98
01 2410 221 002	OFF/PRINCIPAL - SOC SEC PRINCIPAL BE	9,733.00	724.28	2,172.84	22.32	7,560.16	0.00	7,560.16
01 2410 221 003	OFF/PRINCIPAL - SOC SEC PRINCIPAL PC	8,933.00	678.52	2,035.56	22.79	6,897.44	0.00	6,897.44
01 2410 221 004	OFF/PRINCIPAL - SOC SEC PRINCIPAL HE	8,426.00	640.83	1,922.49	22.82	6,503.51	0.00	6,503.51
01 2410 221 005	OFF/PRINCIPAL - SOC SEC PRINCIPAL BMS	15,574.00	1,172.97	3,518.91	22.59	12,055.09	0.00	12,055.09
01 2410 221 006	OFF/PRINCIPAL - SOC SEC PRINCIPAL AP	10,786.00	818.56	2,455.68	22.77	8,330.32	0.00	8,330.32
01 2410 221 007	OFF/PRINCIPAL - SOC SEC PRINCIPAL SE	8,852.00	672.53	2,017.59	22.79	6,834.41	0.00	6,834.41
01 2410 221 008	OFF/PRINCIPAL - SOC SEC PRINCIPAL BSMS	13,596.00	1,097.18	3,291.54	24.21	10,304.46	0.00	10,304.46
01 2410 230 001	OFF/PRINCIPAL - RETIREMENT NON-INSTR BHS	6,948.00	882.42	2,548.04	36.67	4,399.96	0.00	4,399.96
01 2410 230 002	OFF/PRINCIPAL - RETIREMENT NON-INSTR BE	2,401.00	307.38	861.56	35.88	1,539.44	0.00	1,539.44
01 2410 230 003	OFF/PRINCIPAL - RETIREMENT NON-INSTR PC	10,335.00	1,065.68	3,085.28	29.85	7,249.72	0.00	7,249.72
01 2410 230 004	OFF/PRINCIPAL - RETIREMENT NON-INSTR HE	2,394.00	312.96	896.85	37.46	1,497.15	0.00	1,497.15
01 2410 230 005	OFF/PRINCIPAL - RETIREMENT NON-INSTR BMS	4,592.00	542.84	1,568.70	34.16	3,023.30	0.00	3,023.30
01 2410 230 006	OFF/PRINCIPAL - RETIREMENT NON-INSTR AP	2,606.00	816.86	2,451.87	94.09	154.13	0.00	154.13
01 2410 230 007	OFF/PRINCIPAL - RETIREMENT NON-INSTR SE	2,432.00	306.69	915.88	37.66	1,516.12	0.00	1,516.12
01 2410 230 008	OFF/PRINCIPAL - RETIREMENT NON-INSTR BSMS	4,165.00	557.42	1,541.19	37.00	2,623.81	0.00	2,623.81
01 2410 231 001	OFF/PRINCIPAL - RETIREMENT PRINCIPAL BHS	20,682.00	1,848.57	5,545.71	26.81	15,136.29	0.00	15,136.29
01 2410 231 002	OFF/PRINCIPAL - RETIREMENT PRINCIPAL BE	6,963.00	641.19	1,923.57	27.63	5,039.43	0.00	5,039.43
01 2410 231 003	OFF/PRINCIPAL - RETIREMENT PRINCIPAL PC	7,113.00	655.33	1,965.98	27.64	5,147.02	0.00	5,147.02

12/08/2025 12:31 PM

User ID: LURVELYNN

Account Number	Account Description	Revised Budget	Expended During Month	Expenditures to Date	% of Budget	Balance at EOM	P/ O Outstanding	Unencumbered Balance
01 2410 733 003	OFF/PRINCIPAL - FURN & EQUIP PC	0.00	0.00	0.00	0.00	0.00	0.00	0.00
01 2410 733 004	OFF/PRINCIPAL - FURN & EQUIP HE	0.00	0.00	0.00	0.00	0.00	0.00	0.00
01 2410 733 005	OFF/PRINCIPAL - FURN & EQUIP BMS	0.00	0.00	0.00	0.00	0.00	0.00	0.00
01 2410 733 006	OFF/PRINCIPAL - FURN & EQUIP AP	0.00	0.00	5,650.19	0.00	(5,650.19)	0.00	(5,650.19)
01 2410 733 007	OFF/PRINCIPAL - FURN & EQUIP SE	2,187.00	0.00	0.00	0.00	2,187.00	0.00	2,187.00
01 2410 733 008	OFF/PRINCIPAL - FURN & EQUIP BSMS	0.00	0.00	0.00	0.00	0.00	0.00	0.00
01 2410 810 001	OFF/PRINCIPAL - DUES & FEES BHS	23,369.00	0.00	3,830.60	18.25	19,538.40	435.00	19,103.40
01 2410 810 002	OFF/PRINCIPAL - DUES & FEES BE	1,161.00	0.00	0.00	0.00	1,161.00	0.00	1,161.00
01 2410 810 003	OFF/PRINCIPAL - DUES & FEES PC	0.00	435.00	435.00	0.00	(435.00)	0.00	(435.00)
01 2410 810 004	OFF/PRINCIPAL - DUES & FEES HE	782.00	50.00	50.00	6.39	732.00	0.00	732.00
01 2410 810 005	OFF/PRINCIPAL - DUES & FEES BMS	3,453.00	0.00	0.00	0.00	3,453.00	0.00	3,453.00
01 2410 810 006	OFF/PRINCIPAL - DUES & FEES AP	2,818.00	0.00	50.00	1.77	2,768.00	0.00	2,768.00
01 2410 810 007	OFF/PRINCIPAL - DUES & FEES SE	1,565.00	50.00	50.00	3.19	1,515.00	0.00	1,515.00
01 2410 810 008	OFF/PRINCIPAL - DUES & FEES BSMS	4,626.00	0.00	0.00	0.00	4,626.00	0.00	4,626.00
01 2410 890 001	OFF/PRINCIPAL - OTHER MISC BHS	1,158.00	0.00	0.00	0.00	1,158.00	0.00	1,158.00
01 2410 890 002	OFF/PRINCIPAL - OTHER MISC BE	4,215.00	0.00	0.00	0.00	4,215.00	0.00	4,215.00
01 2410 890 003	OFF/PRINCIPAL - OTHER MISC PC	140.00	0.00	0.00	0.00	140.00	0.00	140.00
01 2410 890 004	OFF/PRINCIPAL - OTHER MISC HE	1,594.00	0.00	0.00	0.00	1,594.00	0.00	1,594.00
01 2410 890 005	OFF/PRINCIPAL - OTHER MISC BMS	1,704.00	0.00	0.00	0.00	1,704.00	0.00	1,704.00
01 2410 890 006	OFF/PRINCIPAL - OTHER MISC AP	0.00	0.00	0.00	0.00	0.00	0.00	0.00
01 2410 890 007	OFF/PRINCIPAL - OTHER MISC SE	0.00	0.00	0.00	0.00	0.00	0.00	0.00
01 2410 890 008	OFF/PRINCIPAL - OTHER MISC BSMS	1,125.00	0.00	0.00	0.00	1,125.00	0.00	1,125.00
2410 OFFICE OF THE PRINCIPAL		2,679,622.00	226,153.88	682,034.80	25.47	1,997,587.20	460.04	1,997,127.16
2490 SCHOOL ADMIN OTHER								
01 2490 111 001	OTH BLDG ADMIN - SALARIES AD BHS	61,831.00	4,790.88	14,372.64	23.25	47,458.36	0.00	47,458.36
01 2490 111 005	OTH BLDG ADMIN - SALARIES AD BMS	58,397.00	4,534.74	13,604.22	23.30	44,792.78	0.00	44,792.78
01 2490 111 008	OTH BLDG ADMIN - SALARIES AD BSMS	45,226.00	4,221.33	12,663.99	28.00	32,562.01	0.00	32,562.01
01 2490 151 001	OTH BLDG ADMIN - ADD'L COMP AD BHS	0.00	10.54	31.62	0.00	(31.62)	0.00	(31.62)
01 2490 151 005	OTH BLDG ADMIN - ADD'L COMP AD BMS	0.00	9.98	29.94	0.00	(29.94)	0.00	(29.94)
01 2490 151 008	OTH BLDG ADMIN - ADD'L COMP AD BSMS	0.00	9.29	27.87	0.00	(27.87)	0.00	(27.87)
01 2490 211 001	OTH BLDG ADMIN - GROUP INS AD BHS	432.00	32.26	96.78	22.40	335.22	0.00	335.22
01 2490 211 005	OTH BLDG ADMIN - GROUP INS AD BMS	0.00	32.25	96.75	0.00	(96.75)	0.00	(96.75)
01 2490 211 008	OTH BLDG ADMIN - GROUP INS AD BSMS	16,407.00	1,228.44	3,685.32	22.46	12,721.68	0.00	12,721.68
01 2490 220 005	OTH BLDG ADMIN - SOC SEC NON-INSTR BMS	0.00	0.00	0.00	0.00	0.00	0.00	0.00
01 2490 221 001	OTH BLDG ADMIN - SOC SEC AD BHS	5,052.00	383.09	1,149.27	22.75	3,902.73	0.00	3,902.73
01 2490 221 005	OTH BLDG ADMIN - SOC SEC AD BMS	4,586.00	347.45	1,042.34	22.73	3,543.66	0.00	3,543.66
01 2490 221 008	OTH BLDG ADMIN - SOC SEC AD BSMS	3,474.00	318.83	956.48	27.53	2,517.52	0.00	2,517.52
01 2490 231 001	OTH BLDG ADMIN - RETIREMENT AD BHS	3,825.00	352.13	1,056.39	27.62	2,768.61	0.00	2,768.61
01 2490 231 005	OTH BLDG ADMIN - RETIREMENT AD BMS	3,621.00	333.30	999.90	27.61	2,621.10	0.00	2,621.10
01 2490 231 008	OTH BLDG ADMIN - RETIREMENT AD BSMS	2,794.00	310.27	930.81	33.31	1,863.19	0.00	1,863.19
01 2490 237 001	OTH BLDG ADMIN - INCR RET CONTR AD BHS	1,153.00	34.98	104.94	9.10	1,048.06	0.00	1,048.06
01 2490 237 005	OTH BLDG ADMIN - INCR RET CONTR AD BMS	1,091.00	33.10	99.30	9.10	991.70	0.00	991.70
01 2490 237 008	OTH BLDG ADMIN - INCR RET CONTR AD BSMS	822.00	30.82	92.45	11.25	729.55	0.00	729.55
01 2490 281 001	OTH BLDG ADMIN - HEALTH BEN AD BHS	2,564.00	206.30	618.90	24.14	1,945.10	0.00	1,945.10
01 2490 281 005	OTH BLDG ADMIN - HEALTH BEN AD BMS	1,464.00	103.15	309.45	21.14	1,154.55	0.00	1,154.55
01 2490 281 008	OTH BLDG ADMIN - HEALTH BEN AD BSMS	0.00	0.00	0.00	0.00	0.00	0.00	0.00
01 2490 810 001	OTH BLDG ADMIN - DUES & FEES BHS	0.00	0.00	0.00	0.00	0.00	0.00	0.00
01 2490 810 005	OTH BLDG ADMIN - DUES & FEES BMS	0.00	0.00	0.00	0.00	0.00	0.00	0.00
01 2490 810 008	OTH BLDG ADMIN - DUES & FEES BSMS	0.00	0.00	0.00	0.00	0.00	0.00	0.00
2490 SCHOOL ADMIN OTHER		212,739.00	17,323.13	51,969.36	24.43	160,769.64	0.00	160,769.64
2510 FISCAL SERVICES								
01 2510 110 000	FISCAL SERV - SALARIES NON-INSTR	127,956.00	10,082.65	29,121.24	22.76	98,834.76	0.00	98,834.76
01 2510 116 000	FISCAL SERV - SALARIES PROF NON-CERT	127,678.00	9,914.67	29,744.01	23.30	97,933.99	0.00	97,933.99
01 2510 130 000	FISCAL SERV - OT SALARIES NON-INSTR	2,604.00	122.62	1,198.33	46.02	1,405.67	0.00	1,405.67

12/08/2025 12:31 PM

User ID: LURVELYNN

Account Number	Account Description	Revised Budget	Expended During Month	Expenditures to Date	% of Budget	Balance at EOM	P/ O Outstanding	Unencumbered Balance
01 2510 150 000	FISCAL SERV - ADD'L COMP NON-INSTR	238.00	21.18	63.54	26.70	174.46	0.00	174.46
01 2510 156 000	FISCAL SERV - ADD'L COMP PROF NON-CERT	0.00	21.81	65.43	0.00	(65.43)	0.00	(65.43)
01 2510 210 000	FISCAL SERV - GROUP INS NON-INSTR	12,227.00	915.07	2,745.21	22.45	9,481.79	0.00	9,481.79
01 2510 216 000	FISCAL SERV - GROUP INS PROF NON-CERT	0.00	2,456.90	7,370.70	0.00	(7,370.70)	0.00	(7,370.70)
01 2510 220 000	FISCAL SERV - SOC SEC NON-INSTR	11,214.00	811.45	2,411.69	21.51	8,802.31	0.00	8,802.31
01 2510 226 000	FISCAL SERV - SOC SEC PROF NON-CERT	9,985.00	750.00	2,250.00	22.53	7,735.00	0.00	7,735.00
01 2510 230 000	FISCAL SERV - RETIREMENT NON-INSTR	7,992.00	750.09	2,228.49	27.88	5,763.51	0.00	5,763.51
01 2510 236 000	FISCAL SERV - RETIRMENT PROF NON-CERT	7,892.00	728.73	2,186.19	27.70	5,705.81	0.00	5,705.81
01 2510 237 000	FISCAL SERV - INCR RET CONTR	4,802.00	146.88	438.47	9.13	4,363.53	0.00	4,363.53
01 2510 280 000	FISCAL SERV - HEALTH BEN NON-INSTR	12,204.00	475.00	1,425.00	11.68	10,779.00	0.00	10,779.00
01 2510 315 000	FISCAL SERV - AUDITING SERVICES	51,374.00	0.00	36,750.00	71.53	14,624.00	0.00	14,624.00
01 2510 580 000	FISCAL SERV - TRAVEL & MILEAGE	0.00	0.00	0.00	0.00	0.00	0.00	0.00
01 2510 610 000	FISCAL SERV - SUPPLIES	1,394.00	0.00	58.46	4.19	1,335.54	0.00	1,335.54
01 2510 733 000	FISCAL SERV - FURN & EQUIP	0.00	0.00	0.00	0.00	0.00	0.00	0.00
01 2510 734 000	FISCAL SERV - HARDWARE	0.00	0.00	0.00	0.00	0.00	0.00	0.00
01 2510 735 000	FISCAL SERV - SOFTWARE	14,395.00	0.00	0.00	0.00	14,395.00	0.00	14,395.00
01 2510 807 000	FISCAL SERV - REVALUED PROPERTY TAXES	0.00	0.00	0.00	0.00	0.00	0.00	0.00
01 2510 810 000	FISCAL SERV - DUES & FEES	3,462.00	80.00	240.00	6.93	3,222.00	0.00	3,222.00
01 2510 890 000	FISCAL SERV - OTHER MISC	0.00	0.00	0.00	0.00	0.00	0.00	0.00
2510	FISCAL SERVICES	395,417.00	27,277.05	118,296.76	29.92	277,120.24	0.00	277,120.24
2520	WAREHOUSE SRVCS							
01 2520 110 000	WAREHOUSE SRVC - SALARIES NON-INSTR	44,374.00	3,570.41	10,271.45	23.15	34,102.55	0.00	34,102.55
01 2520 130 000	WAREHOUSE SRVC - OT SALARIES NON-INSTR	6,708.00	454.23	1,880.31	28.03	4,827.69	0.00	4,827.69
01 2520 150 000	WAREHOUSE SRVC - ADD'L COMP NON-INSTR	534.00	7.26	21.78	4.08	512.22	0.00	512.22
01 2520 210 000	WAREHOUSE SRVC - GROUP INS NON-INSTR	12,195.00	912.97	2,738.91	22.46	9,456.09	0.00	9,456.09
01 2520 220 000	WAREHOUSE SRVC - SOC SEC NON-INSTR	3,982.00	308.44	931.28	23.39	3,050.72	0.00	3,050.72
01 2520 230 000	WAREHOUSE SRVC - RETIREMENT NON-INSTR	3,118.00	295.81	893.15	28.64	2,224.85	0.00	2,224.85
01 2520 237 000	WAREHOUSE SRVC - INCR RET CONTR	935.00	29.38	88.71	9.49	846.29	0.00	846.29
01 2520 280 000	WAREHOUSE SRVC - HEALTH BEN NON-INSTR	0.00	0.00	0.00	0.00	0.00	0.00	0.00
2520	WAREHOUSE SRVCS	71,846.00	5,578.50	16,825.59	23.42	55,020.41	0.00	55,020.41
2530	PRINTING, PUB & DUPLICATING							
01 2530 550 000	PRINTING, PUBLISHING & DUP - DIST	23,758.00	0.00	513.12	2.16	23,244.88	0.00	23,244.88
2530	PRINTING, PUB & DUPLICATING	23,758.00	0.00	513.12	2.16	23,244.88	0.00	23,244.88
2560	PUBLIC INFORMATION SERVICES							
01 2560 116 000	PIS - SALARIES PROF NON-CERT DIST	80,359.00	6,240.19	18,720.57	23.30	61,638.43	0.00	61,638.43
01 2560 156 000	PIS - ADD'L COMP PROF NON-CERT DIST	0.00	13.73	41.19	0.00	(41.19)	0.00	(41.19)
01 2560 216 000	PIS - GROUP INS PROF NON-CERT DIST	12,195.00	912.97	2,738.91	22.46	9,456.09	0.00	9,456.09
01 2560 226 000	PIS - SOC SEC PROF NON-CERT DIST	6,278.00	477.93	1,433.79	22.84	4,844.21	0.00	4,844.21
01 2560 236 000	PIS - RETIREMENT PROF NON-CERT DIST	4,967.00	458.65	1,375.95	27.70	3,591.05	0.00	3,591.05
01 2560 237 000	PIS - INCR RET CONTR DIST	1,502.00	45.55	136.65	9.10	1,365.35	0.00	1,365.35
01 2560 280 000	PIS - HEALTH BEN NON-INSTR DIST	0.00	0.00	0.00	0.00	0.00	0.00	0.00
01 2560 580 000	PIS - TRAVEL & MILEAGE	0.00	0.00	0.00	0.00	0.00	0.00	0.00
01 2560 610 000	PIS - SUPPLIES	2,326.00	617.95	617.95	26.57	1,708.05	0.00	1,708.05
01 2560 733 000	PIS - FURN & EQUIP	0.00	0.00	0.00	0.00	0.00	0.00	0.00
01 2560 734 000	PIS - HARDWARE	0.00	0.00	0.00	0.00	0.00	0.00	0.00
01 2560 735 000	PIS - SOFTWARE	489.00	0.00	21,075.00	4,309.82	(20,586.00)	0.00	(20,586.00)
01 2560 810 000	PIS - DUES & FEES	610.00	0.00	70.97	11.63	539.03	0.00	539.03
01 2560 890 000	PIS - OTHER MISC EXP	0.00	0.00	0.00	0.00	0.00	0.00	0.00
2560	PUBLIC INFORMATION SERVICES	108,726.00	8,766.97	46,210.98	42.50	62,515.02	0.00	62,515.02
2570	PERSONNEL SERVICES							
01 2570 540 000	PERSONNEL SERVICES - ADVERTISING	10,843.00	1,629.04	4,129.04	38.08	6,713.96	0.00	6,713.96
01 2570 610 000	PERSONNEL SERVICES - SUPPLIES	0.00	0.00	0.00	0.00	0.00	0.00	0.00
01 2570 735 000	PERSONNEL SERVICES - SOFTWARE	0.00	0.00	0.00	0.00	0.00	0.00	0.00
01 2570 810 000	PERSONNEL SERVICES - DUES & FEES	18,587.00	1,449.00	6,272.55	33.75	12,314.45	0.00	12,314.45

Account Number	Account Description	Revised Budget	Expended During Month	Expenditures to Date	% of Budget	Balance at EOM	P/ O Outstanding	Unencumbered Balance
01 2570 890 000	PERSONNEL SERVICES - OTHER MISC	0.00	0.00	0.00	0.00	0.00	0.00	0.00
2570 PERSONNEL SERVICES		29,430.00	3,078.04	10,401.59	35.34	19,028.41	0.00	19,028.41
2580 ADMIN TECH SERVICES								
01 2580 110 000	ADMIN TECH SERV - SALARIES NON-INSTR	77,592.00	4,124.48	11,962.13	15.42	65,629.87	0.00	65,629.87
01 2580 130 000	ADMIN TECH SERV - OT SALARIES NON-INSTR	504.00	48.94	242.29	48.07	261.71	0.00	261.71
01 2580 150 000	ADMIN TECH SERV - ADD'L COMP NON-INSTR	0.00	8.58	25.74	0.00	(25.74)	0.00	(25.74)
01 2580 210 000	ADMIN TECH SERV - GROUP INS NON-INSTR	2,684.00	2.10	6.30	0.23	2,677.70	0.00	2,677.70
01 2580 220 000	ADMIN TECH SERV - SOC SEC NON-INSTR	6,088.00	391.32	1,149.79	18.89	4,938.21	0.00	4,938.21
01 2580 230 000	ADMIN TECH SERV - RETIREMENT NON-INSTR	4,834.00	306.75	897.03	18.56	3,936.97	0.00	3,936.97
01 2580 237 000	ADMIN TECH SERV - INCR RET CONTR	1,416.00	30.47	89.10	6.29	1,326.90	0.00	1,326.90
01 2580 280 000	ADMIN TECH SERV - HEALTH BEN NON-INSTR	1,953.00	950.00	2,850.00	145.93	(897.00)	0.00	(897.00)
01 2580 580 000	ADMIN TECH SERV - TRAVEL & MILEAGE	0.00	0.00	0.00	0.00	0.00	0.00	0.00
2580 ADMIN TECH SERVICES		95,071.00	5,862.64	17,222.38	18.12	77,848.62	0.00	77,848.62
2590 CENTRAL SRVCS								
01 2590 110 000	CENTR SRVCS - SALARIES NON-INSTR DIST	53,830.00	8,439.06	24,157.13	44.88	29,672.87	0.00	29,672.87
01 2590 130 000	CENTR SRVCS - OT SALARIES NON-INSTR DIST	279.00	0.00	110.98	39.78	168.02	0.00	168.02
01 2590 150 000	CENTR SRVCS - ADD'L COMP NON-INSTR DIS	202.00	17.75	53.25	26.36	148.75	0.00	148.75
01 2590 210 000	CENTR SRVCS - GROUP INS NON-INSTR DIST	0.00	915.07	2,745.21	0.00	(2,745.21)	0.00	(2,745.21)
01 2590 220 000	CENTR SRVCS - SOC SEC NON-INSTR DIST	5,216.00	646.44	1,859.10	35.64	3,356.90	0.00	3,356.90
01 2590 230 000	CENTR SRVCS - RETIREMENT NON-INSTR DIST	3,350.00	620.27	1,783.70	53.24	1,566.30	0.00	1,566.30
01 2590 237 000	CENTR SRVCS - INCR RET CONTR DIST	1,006.00	61.60	177.15	17.61	828.85	0.00	828.85
01 2590 280 000	CENTR SRVCS - HEALTH BEN NON-INSTR DIST	11,716.00	0.00	0.00	0.00	11,716.00	0.00	11,716.00
2590 CENTRAL SRVCS		75,599.00	10,700.19	30,886.52	40.86	44,712.48	0.00	44,712.48
2610 OP OF BLDGS								
01 2610 110 000	OP OF BLDGS - SALARIES NON-INSTR DIST	66,463.00	5,079.86	14,843.23	22.33	51,619.77	0.00	51,619.77
01 2610 110 001	OP OF BLDGS - SALARIES NON-INSTR BHS	117,818.00	9,762.99	28,236.85	23.97	89,581.15	0.00	89,581.15
01 2610 110 002	OP OF BLDGS - SALARIES NON-INSTR BE	70,611.00	5,381.30	16,206.18	22.95	54,404.82	0.00	54,404.82
01 2610 110 003	OP OF BLDGS - SALARIES NON-INSTR PC	64,010.00	8,177.66	18,943.69	29.59	45,066.31	0.00	45,066.31
01 2610 110 004	OP OF BLDGS - SALARIES NON-INSTR HE	57,639.00	4,666.58	13,881.29	24.08	43,757.71	0.00	43,757.71
01 2610 110 005	OP OF BLDGS - SALARIES NON-INSTR BMS	97,508.00	7,991.67	23,156.30	23.75	74,351.70	0.00	74,351.70
01 2610 110 006	OP OF BLDGS - SALARIES NON-INSTR AP	69,381.00	5,658.87	16,158.95	23.29	53,222.05	0.00	53,222.05
01 2610 110 007	OP OF BLDGS - SALARIES NON-INSTR SE	58,198.00	4,880.31	13,836.66	23.78	44,361.34	0.00	44,361.34
01 2610 110 008	OP OF BLDGS - SALARIES NON-INSTR BSMS	80,762.00	6,391.45	18,903.12	23.41	61,858.88	0.00	61,858.88
01 2610 116 000	OP OF BLDGS - SALARIES PROF NON-CER DIST	107,263.00	8,329.37	24,988.11	23.30	82,274.89	0.00	82,274.89
01 2610 120 000	OP OF BLDGS - TEMP SALARIES NON-INSTR DIST	24,234.00	0.00	333.26	1.38	23,900.74	0.00	23,900.74
01 2610 130 000	OP OF BLDGS - OT SALARIES NON-INSTR DIST	11,931.00	1,275.47	2,996.11	25.11	8,934.89	0.00	8,934.89
01 2610 130 001	OP OF BLDGS - OT SALARIES NON-INSTR BHS	17,993.00	1,663.66	3,636.81	20.21	14,356.19	0.00	14,356.19
01 2610 130 002	OP OF BLDGS - OT SALARIES NON-INSTR BE	15,824.00	1,982.10	5,123.84	32.38	10,700.16	0.00	10,700.16
01 2610 130 003	OP OF BLDGS - OT SALARIES NON-INSTR PC	19,467.00	122.57	2,059.44	10.58	17,407.56	0.00	17,407.56
01 2610 130 004	OP OF BLDGS - OT SALARIES NON-INSTR HE	12,910.00	925.52	2,882.20	22.33	10,027.80	0.00	10,027.80
01 2610 130 005	OP OF BLDGS - OT SALARIES NON-INSTR BMS	8,826.00	1,035.31	2,856.91	32.37	5,969.09	0.00	5,969.09
01 2610 130 006	OP OF BLDGS - OT SALARIES NON-INSTR AP	9,017.00	943.90	1,921.84	21.31	7,095.16	0.00	7,095.16
01 2610 130 007	OP OF BLDGS - OT SALARIES NON-INSTR SE	3,309.00	538.61	1,553.00	46.93	1,756.00	0.00	1,756.00
01 2610 130 008	OP OF BLDGS - OT SALARIES NON-INSTR BSMS	9,632.00	987.71	3,196.29	33.18	6,435.71	0.00	6,435.71
01 2610 150 000	OP OF BLDGS - ADD'L COMP NON-INSTR DIST	427.00	10.24	30.72	7.19	396.28	0.00	396.28
01 2610 150 001	OP OF BLDGS - ADD'L COMP NON-INSTR BHS	233.00	19.89	59.67	25.61	173.33	0.00	173.33
01 2610 150 002	OP OF BLDGS - ADD'L COMP NON-INSTR BE	134.00	11.47	34.41	25.68	99.59	0.00	99.59
01 2610 150 003	OP OF BLDGS - ADD'L COMP NON-INSTR PC	761.00	40.44	121.32	15.94	639.68	0.00	639.68
01 2610 150 004	OP OF BLDGS - ADD'L COMP NON-INSTR HE	112.00	9.59	28.77	25.69	83.23	0.00	83.23
01 2610 150 005	OP OF BLDGS - ADD'L COMP NON-INSTR BMS	854.00	46.56	139.68	16.36	714.32	0.00	714.32
01 2610 150 006	OP OF BLDGS - ADD'L COMP NON-INSTR AP	135.00	11.54	34.62	25.64	100.38	0.00	100.38
01 2610 150 007	OP OF BLDGS - ADD'L COMP NON-INSTR SE	574.00	39.92	119.76	20.86	454.24	0.00	454.24
01 2610 150 008	OP OF BLDGS - ADD'L COMP NON-INSTR BSMS	154.00	13.13	39.39	25.58	114.61	0.00	114.61
01 2610 156 000	OP OF BLDGS - ADD'L COMP PROF NON-CER DI	0.00	18.32	54.96	0.00	(54.96)	0.00	(54.96)

12/08/2025 12:31 PM

User ID: LURVELYNN

Account Number	Account Description	Revised Budget	Expended During Month	Expenditures to Date	% of Budget	Balance at EOM	P/ O Outstanding	Unencumbered Balance
01 2610 210 000	OP OF BLDGS - GROUP INS NON-INSTR DIST	0.00	2.63	7.87	0.00	(7.87)	0.00	(7.87)
01 2610 210 001	OP OF BLDGS - GROUP INS NON-INSTR BHS	12,224.00	915.07	2,745.21	22.46	9,478.79	0.00	9,478.79
01 2610 210 002	OP OF BLDGS - GROUP INS NON-INSTR BE	10,306.00	64.51	193.53	1.88	10,112.47	0.00	10,112.47
01 2610 210 003	OP OF BLDGS - GROUP INS NON-INSTR PC	12,195.00	914.31	2,740.60	22.47	9,454.40	0.00	9,454.40
01 2610 210 004	OP OF BLDGS - GROUP INS NON-INSTR HE	0.00	2.10	6.30	0.00	(6.30)	0.00	(6.30)
01 2610 210 005	OP OF BLDGS - GROUP INS NON-INSTR BMS	18,916.00	1,390.07	4,170.21	22.05	14,745.79	0.00	14,745.79
01 2610 210 006	OP OF BLDGS - GROUP INS NON-INSTR AP	12,195.00	912.97	2,738.91	22.46	9,456.09	0.00	9,456.09
01 2610 210 007	OP OF BLDGS - GROUP INS NON-INSTR SE	863.00	64.51	193.53	22.43	669.47	0.00	669.47
01 2610 210 008	OP OF BLDGS - GROUP INS NON-INSTR BSMS	863.00	64.51	193.53	22.43	669.47	0.00	669.47
01 2610 216 000	OP OF BLDGS - GROUP INS PROF NON-CER DIS	0.00	2.10	6.30	0.00	(6.30)	0.00	(6.30)
01 2610 220 000	OP OF BLDGS - SOC SEC NON-INSTR DIST	8,337.00	532.38	1,528.81	18.34	6,808.19	0.00	6,808.19
01 2610 220 001	OP OF BLDGS - SOC SEC NON-INSTR BHS	10,965.00	911.06	2,549.11	23.25	8,415.89	0.00	8,415.89
01 2610 220 002	OP OF BLDGS - SOC SEC NON-INSTR BE	5,979.00	585.60	1,698.64	28.41	4,280.36	0.00	4,280.36
01 2610 220 003	OP OF BLDGS - SOC SEC NON-INSTR PC	6,387.00	637.57	1,614.54	25.28	4,772.46	0.00	4,772.46
01 2610 220 004	OP OF BLDGS - SOC SEC NON-INSTR HE	5,908.00	464.86	1,393.62	23.59	4,514.38	0.00	4,514.38
01 2610 220 005	OP OF BLDGS - SOC SEC NON-INSTR BMS	8,777.00	730.47	2,109.71	24.04	6,667.29	0.00	6,667.29
01 2610 220 006	OP OF BLDGS - SOC SEC NON-INSTR AP	5,953.00	497.85	1,361.40	22.87	4,591.60	0.00	4,591.60
01 2610 220 007	OP OF BLDGS - SOC SEC NON-INSTR SE	5,169.00	444.12	1,266.03	24.49	3,902.97	0.00	3,902.97
01 2610 220 008	OP OF BLDGS - SOC SEC NON-INSTR BSMS	7,363.00	591.81	1,772.53	24.07	5,590.47	0.00	5,590.47
01 2610 226 000	OP OF BLDGS - SOC SEC PROF NON-CERT DIST	8,883.00	674.45	2,023.34	22.78	6,859.66	0.00	6,859.66
01 2610 230 000	OP OF BLDGS - RETIREMENT NON-INSTR DIST	5,003.00	467.11	1,311.19	26.21	3,691.81	0.00	3,691.81
01 2610 230 001	OP OF BLDGS - RETIREMENT NON-INSTR BHS	8,288.00	839.86	2,342.72	28.27	5,945.28	0.00	5,945.28
01 2610 230 002	OP OF BLDGS - RETIREMENT NON-INSTR BE	5,245.00	541.21	1,567.76	29.89	3,677.24	0.00	3,677.24
01 2610 230 003	OP OF BLDGS - RETIREMENT NON-INSTR PC	5,036.00	610.07	1,543.74	30.65	3,492.26	0.00	3,492.26
01 2610 230 004	OP OF BLDGS - RETIREMENT NON-INSTR HE	4,281.00	411.02	1,232.12	28.78	3,048.88	0.00	3,048.88
01 2610 230 005	OP OF BLDGS - RETIREMENT NON-INSTR BMS	6,528.00	663.48	1,911.97	29.29	4,616.03	0.00	4,616.03
01 2610 230 006	OP OF BLDGS - RETIREMENT NON-INSTR AP	4,794.00	485.30	1,328.94	27.72	3,465.06	0.00	3,465.06
01 2610 230 007	OP OF BLDGS - RETIREMENT NON-INSTR SE	3,787.00	398.29	1,131.14	29.87	2,655.86	0.00	2,655.86
01 2610 230 008	OP OF BLDGS - RETIREMENT NON-INSTR BSMS	5,533.00	542.37	1,624.31	29.36	3,908.69	0.00	3,908.69
01 2610 236 000	OP OF BLDGS - RETIRE PROF NON-CERT DIST	6,630.00	612.21	1,836.63	27.70	4,793.37	0.00	4,793.37
01 2610 237 000	OP OF BLDGS - INCR RET CONTR DIST	3,485.00	107.20	312.63	8.97	3,172.37	0.00	3,172.37
01 2610 237 001	OP OF BLDGS - INCR RET CONTR BHS	2,525.00	83.41	232.67	9.21	2,292.33	0.00	2,292.33
01 2610 237 002	OP OF BLDGS - INCR RET CONTR BE	1,589.00	53.75	155.71	9.80	1,433.29	0.00	1,433.29
01 2610 237 003	OP OF BLDGS - INCR RET CONTR PC	1,543.00	60.59	153.33	9.94	1,389.67	0.00	1,389.67
01 2610 237 004	OP OF BLDGS - INCR RET CONTR HE	1,308.00	40.82	122.37	9.36	1,185.63	0.00	1,185.63
01 2610 237 005	OP OF BLDGS - INCR RET CONTR BMS	1,982.00	65.90	189.90	9.58	1,792.10	0.00	1,792.10
01 2610 237 006	OP OF BLDGS - INCR RET CONTR AP	1,443.00	48.20	131.99	9.15	1,311.01	0.00	1,311.01
01 2610 237 007	OP OF BLDGS - INCR RET CONTR SE	1,150.00	39.56	112.34	9.77	1,037.66	0.00	1,037.66
01 2610 237 008	OP OF BLDGS - INCR RET CONTR BSMS	1,684.00	53.87	161.33	9.58	1,522.67	0.00	1,522.67
01 2610 260 000	OP OF BLDGS - UNEMPLOY COMP NON-INSTR DIST	0.00	0.00	0.00	0.00	0.00	0.00	0.00
01 2610 280 000	OP OF BLDGS - HEALTH BEN NON-INSTR DIST	7,322.00	593.75	1,781.25	24.33	5,540.75	0.00	5,540.75
01 2610 280 001	OP OF BLDGS - HEALTH BEN NON-INSTR BHS	5,858.00	475.00	1,425.00	24.33	4,433.00	0.00	4,433.00
01 2610 280 002	OP OF BLDGS - HEALTH BEN NON-INSTR BE	855.00	412.59	1,237.77	144.77	(382.77)	0.00	(382.77)
01 2610 280 004	OP OF BLDGS - HEALTH BEN NON-INSTR HE	5,858.00	475.00	1,425.00	24.33	4,433.00	0.00	4,433.00
01 2610 280 005	OP OF BLDGS - HEALTH BEN NON-INSTR BMS	0.00	0.00	0.00	0.00	0.00	0.00	0.00
01 2610 280 006	OP OF BLDGS - HEALTH BEN NON-INSTR AP	0.00	0.00	0.00	0.00	0.00	0.00	0.00
01 2610 280 007	OP OF BLDGS - HEALTH BEN NON-INSTR SE	5,128.00	412.59	1,237.77	24.14	3,890.23	0.00	3,890.23
01 2610 280 008	OP OF BLDGS - HEALTH BEN NON-INSTR BSMS	5,128.00	412.59	1,237.77	24.14	3,890.23	0.00	3,890.23
01 2610 286 000	OP OF BLDGS - HEALTH BEN PROF NON-CERT	5,858.00	475.00	1,425.00	24.33	4,433.00	0.00	4,433.00
01 2610 340 001	Maint of Plant-Contract Repair Sec	0.00	0.00	0.00	0.00	0.00	0.00	0.00
01 2610 350 001	OP OF BLDGS - TECH SERVICES HS	0.00	0.00	0.00	0.00	0.00	0.00	0.00
01 2610 350 002	OP OF BLDGS - TECH SERVICES BE	0.00	0.00	0.00	0.00	0.00	0.00	0.00
01 2610 350 003	OP OF BLDGS - TECH SERVICES PC	0.00	0.00	0.00	0.00	0.00	0.00	0.00
01 2610 350 004	OP OF BLDGS - TECH SERVICES HE	0.00	0.00	0.00	0.00	0.00	0.00	0.00
01 2610 382 000	OP OF BLDGS - DISTANCE ED & TELECOM DIST	12,517.00	773.08	2,356.12	18.82	10,160.88	0.00	10,160.88

12/08/2025 12:31 PM

User ID: LURVELYNN

Account Number	Account Description	Revised Budget	Expended During Month	Expenditures to Date	% of Budget	Balance at EOM	P/ O Outstanding	Unencumbered Balance
01 2610 382 001	OP OF BLDGS - DISTANCE ED & TELECOM BHS	3,284.00	213.31	637.17	19.40	2,646.83	0.00	2,646.83
01 2610 382 002	OP OF BLDGS - DISTANCE ED & TELECOM BE	2,185.00	141.04	423.12	19.36	1,761.88	0.00	1,761.88
01 2610 382 003	OP OF BLDGS - DISTANCE ED & TELECOM PC	2,134.00	138.66	414.08	19.40	1,719.92	0.00	1,719.92
01 2610 382 004	OP OF BLDGS - DISTANCE ED & TELECOM HE	2,020.00	131.31	392.03	19.41	1,627.97	0.00	1,627.97
01 2610 382 005	OP OF BLDGS - DISTANCE ED & TELECOM BMS	1,066.00	69.25	206.81	19.40	859.19	0.00	859.19
01 2610 382 006	OP OF BLDGS - DISTANCE ED & TELECOM AP	2,525.00	164.29	490.19	19.41	2,034.81	0.00	2,034.81
01 2610 382 007	OP OF BLDGS - DISTANCE ED & TELECOM SE	1,010.00	65.65	196.01	19.41	813.99	0.00	813.99
01 2610 382 008	OP OF BLDGS - DISTANCE ED & TELECOM BSMS	1,515.00	98.48	294.02	19.41	1,220.98	0.00	1,220.98
01 2610 410 001	OP OF BLDGS - WATER & SEWER BHS	0.00	267.77	267.77	0.00	(267.77)	0.00	(267.77)
01 2610 410 002	OP OF BLDGS - WATER & SEWER BE	0.00	0.00	0.00	0.00	0.00	0.00	0.00
01 2610 410 003	OP OF BLDGS - WATER & SEWER PC	0.00	0.00	14.12	0.00	(14.12)	0.00	(14.12)
01 2610 410 004	OP OF BLDGS - WATER & SEWER HE	0.00	0.00	0.00	0.00	0.00	0.00	0.00
01 2610 410 005	OP OF BLDGS - WATER & SEWER BMS	0.00	0.00	0.00	0.00	0.00	0.00	0.00
01 2610 410 006	OP OF BLDGS - WATER & SEWER AP	0.00	0.00	0.00	0.00	0.00	0.00	0.00
01 2610 410 007	OP OF BLDGS - WATER & SEWER SE	0.00	0.00	0.00	0.00	0.00	0.00	0.00
01 2610 410 008	OP OF BLDGS - WATER & SEWER BSMS	0.00	0.00	0.00	0.00	0.00	0.00	0.00
01 2610 431 000	OP OF BLDGS - REPAIRS & MAINT DIST	52,998.00	204.00	4,544.02	8.57	48,453.98	0.00	48,453.98
01 2610 431 001	OP OF BLDGS - REPAIRS & MAINT BHS	220,049.00	30,569.69	79,026.38	35.91	141,022.62	0.00	141,022.62
01 2610 431 002	OP OF BLDGS - REPAIRS & MAINT BE	59,407.00	1,725.54	12,476.65	21.91	46,930.35	539.00	46,391.35
01 2610 431 003	OP OF BLDGS - REPAIRS & MAINT PC	20,103.00	0.00	5,960.21	61.96	14,142.79	6,496.00	7,646.79
01 2610 431 004	OP OF BLDGS - REPAIRS & MAINT HE	130,623.00	9,976.18	20,508.95	17.06	110,114.05	1,780.00	108,334.05
01 2610 431 005	OP OF BLDGS - REPAIRS & MAINT BMS	107,619.00	4,465.00	6,636.40	9.23	100,982.60	3,296.00	97,686.60
01 2610 431 006	OP OF BLDGS - REPAIRS & MAINT AP	62,375.00	2,405.42	17,642.41	28.28	44,732.59	0.00	44,732.59
01 2610 431 007	OP OF BLDGS - REPAIRS & MAINT SE	51,400.00	5,384.91	12,172.18	23.73	39,227.82	27.04	39,200.78
01 2610 431 008	OP OF BLDGS - REPAIRS & MAINT BSMS	1,091.00	204.00	8,834.39	809.75	(7,743.39)	0.00	(7,743.39)
01 2610 440 000	OP OF BLDGS - RENTALS DIST	208,900.00	13,045.70	40,676.43	19.47	168,223.57	0.00	168,223.57
01 2610 440 001	OP OF BLDGS - RENTALS BHS	0.00	0.00	0.00	0.00	0.00	0.00	0.00
01 2610 440 002	OP OF BLDGS - RENTALS BE	623.00	41.00	123.00	19.74	500.00	0.00	500.00
01 2610 440 003	OP OF BLDGS - RENTALS PC	0.00	0.00	0.00	0.00	0.00	0.00	0.00
01 2610 440 004	OP OF BLDGS - RENTALS HE	1,110.00	0.00	0.00	0.00	1,110.00	0.00	1,110.00
01 2610 440 005	OP OF BLDGS - RENTALS BMS	0.00	0.00	0.00	0.00	0.00	0.00	0.00
01 2610 440 006	OP OF BLDGS - RENTALS AP	0.00	0.00	860.00	0.00	(860.00)	0.00	(860.00)
01 2610 440 007	OP OF BLDGS - RENTALS SE	0.00	0.00	0.00	0.00	0.00	0.00	0.00
01 2610 440 008	OP OF BLDGS - RENTALS BSMS	0.00	0.00	0.00	0.00	0.00	0.00	0.00
01 2610 520 000	OP OF BLDGS - LIABILITY INS DIST	0.00	0.00	0.00	0.00	0.00	0.00	0.00
01 2610 520 001	OP OF BLDGS - LIABILITY INS BHS	0.00	0.00	0.00	0.00	0.00	0.00	0.00
01 2610 520 002	OP OF BLDGS - LIABILITY INS BE	0.00	0.00	0.00	0.00	0.00	0.00	0.00
01 2610 520 003	OP OF BLDGS - LIABILITY INS PC	0.00	0.00	0.00	0.00	0.00	0.00	0.00
01 2610 520 004	OP OF BLDGS - LIABILITY INS HE	0.00	0.00	0.00	0.00	0.00	0.00	0.00
01 2610 520 005	OP OF BLDGS - LIABILITY INS BMS	0.00	0.00	0.00	0.00	0.00	0.00	0.00
01 2610 520 006	OP OF BLDGS - LIABILITY INS AP	0.00	0.00	0.00	0.00	0.00	0.00	0.00
01 2610 520 007	OP OF BLDGS - LIABILITY INS SE	0.00	0.00	0.00	0.00	0.00	0.00	0.00
01 2610 520 008	OP OF BLDGS - LIABILITY INS BSMS	0.00	0.00	0.00	0.00	0.00	0.00	0.00
01 2610 530 000	OP OF BLDGS - TELEPHONE DIST	0.00	0.00	0.00	0.00	0.00	0.00	0.00
01 2610 530 001	OP OF BLDGS - TELEPHONE BHS	0.00	0.00	0.00	0.00	0.00	0.00	0.00
01 2610 530 002	OP OF BLDGS - TELEPHONE BE	0.00	0.00	0.00	0.00	0.00	0.00	0.00
01 2610 530 003	OP OF BLDGS - TELEPHONE PC	0.00	0.00	0.00	0.00	0.00	0.00	0.00
01 2610 530 004	OP OF BLDGS - TELEPHONE HE	0.00	0.00	0.00	0.00	0.00	0.00	0.00
01 2610 530 005	OP OF BLDGS - TELEPHONE BMS	0.00	0.00	0.00	0.00	0.00	0.00	0.00
01 2610 530 006	OP OF BLDGS - TELEPHONE AP	0.00	0.00	0.00	0.00	0.00	0.00	0.00
01 2610 530 007	OP OF BLDGS - TELEPHONE SE	0.00	0.00	0.00	0.00	0.00	0.00	0.00
01 2610 530 008	OP OF BLDGS - TELEPHONE BSMS	0.00	0.00	0.00	0.00	0.00	0.00	0.00
01 2610 531 000	OP OF BLDGS - POSTAGE DIST	25,687.00	0.00	0.00	0.00	25,687.00	0.00	25,687.00
01 2610 580 000	OP OF BLDGS - TRAVEL & MILEAGE DIST	0.00	0.00	0.00	0.00	0.00	0.00	0.00
01 2610 580 001	OP OF BLDGS - TRAVEL & MILEAGE BHS	540.00	23.80	79.80	14.78	460.20	0.00	460.20

12/08/2025 12:31 PM

User ID: LURVELYNN

Account Number	Account Description	Revised Budget	Expended During Month	Expenditures to Date	% of Budget	Balance at EOM	P/ O Outstanding	Unencumbered Balance
01 2610 580 002	OP OF BLDGS - TRAVEL & MILEAGE BE	1,441.00	81.62	209.93	14.57	1,231.07	0.00	1,231.07
01 2610 580 003	OP OF BLDGS - TRAVEL & MILEAGE PC	2,245.00	0.00	282.10	12.57	1,962.90	0.00	1,962.90
01 2610 580 004	OP OF BLDGS - TRAVEL & MILEAGE HE	721.00	51.10	134.40	18.64	586.60	0.00	586.60
01 2610 580 005	OP OF BLDGS - TRAVEL & MILEAGE BMS	1,154.00	0.00	168.00	14.56	986.00	0.00	986.00
01 2610 580 006	OP OF BLDGS - TRAVEL & MILEAGE AP	1,261.00	85.40	178.50	14.16	1,082.50	0.00	1,082.50
01 2610 580 007	OP OF BLDGS - TRAVEL & MILEAGE SE	298.00	0.00	0.00	0.00	298.00	0.00	298.00
01 2610 580 008	OP OF BLDGS - TRAVEL & MILEAGE BSMS	2,284.00	168.70	494.20	21.64	1,789.80	0.00	1,789.80
01 2610 610 000	OP OF BLDGS - SUPPLIES DIST	13,338.00	1,113.99	2,936.43	29.92	10,401.57	1,053.86	9,347.71
01 2610 610 001	OP OF BLDGS - SUPPLIES BHS	66,786.00	7,792.57	13,337.03	20.40	53,448.97	288.39	53,160.58
01 2610 610 002	OP OF BLDGS - SUPPLIES BE	31,184.00	2,854.18	4,133.11	13.25	27,050.89	0.00	27,050.89
01 2610 610 003	OP OF BLDGS - SUPPLIES PC	28,420.00	428.50	3,152.19	14.72	25,267.81	1,029.92	24,237.89
01 2610 610 004	OP OF BLDGS - SUPPLIES HE	17,850.00	1,030.80	2,549.18	14.28	15,300.82	0.00	15,300.82
01 2610 610 005	OP OF BLDGS - SUPPLIES BMS	28,776.00	1,605.60	3,053.13	11.36	25,722.87	214.60	25,508.27
01 2610 610 006	OP OF BLDGS - SUPPLIES AP	14,264.00	2,381.37	4,702.58	32.97	9,561.42	0.00	9,561.42
01 2610 610 007	OP OF BLDGS - SUPPLIES SE	16,446.00	1,114.78	3,709.61	28.30	12,736.39	944.41	11,791.98
01 2610 610 008	OP OF BLDGS - SUPPLIES BSMS	93,410.00	5,122.74	10,291.21	11.55	83,118.79	500.00	82,618.79
01 2610 621 000	OP OF BLDGS - UTILITY ENERGY DIST	35,890.00	2,694.00	8,082.00	22.52	27,808.00	0.00	27,808.00
01 2610 621 001	OP OF BLDGS - UTILITY ENERGY BHS	339,854.00	24,781.00	74,343.00	21.87	265,511.00	0.00	265,511.00
01 2610 621 002	OP OF BLDGS - UTILITY ENERGY BE	125,827.00	10,191.00	30,573.00	24.30	95,254.00	0.00	95,254.00
01 2610 621 003	OP OF BLDGS - UTILITY ENERGY PC	114,243.00	8,315.00	24,945.00	21.84	89,298.00	0.00	89,298.00
01 2610 621 004	OP OF BLDGS - UTILITY ENERGY HE	106,559.00	7,725.00	23,175.00	21.75	83,384.00	0.00	83,384.00
01 2610 621 005	OP OF BLDGS - UTILITY ENERGY BMS	158,061.00	11,592.00	34,776.00	22.00	123,285.00	0.00	123,285.00
01 2610 621 006	OP OF BLDGS - UTILITY ENERGY AP	102,050.00	7,527.00	22,581.00	22.13	79,469.00	0.00	79,469.00
01 2610 621 007	OP OF BLDGS - UTILITY ENERGY SE	131,141.00	9,334.00	28,002.00	21.35	103,139.00	0.00	103,139.00
01 2610 621 008	OP OF BLDGS - UTILITY ENERGY BSMS	222,102.00	16,167.00	48,501.00	21.84	173,601.00	0.00	173,601.00
01 2610 626 000	OP OF BLDGS - GAS & OIL DIST	9,643.00	632.55	3,058.01	31.71	6,584.99	0.00	6,584.99
01 2610 733 000	OP OF BLDGS - FURN & EQUIP DIST	80,566.00	0.00	0.00	0.00	80,566.00	0.00	80,566.00
01 2610 733 001	OP OF BLDGS - FURN & EQUIP BHS	362.00	0.00	0.00	0.00	362.00	0.00	362.00
01 2610 733 002	OP OF BLDGS - FURN & EQUIP BE	0.00	0.00	0.00	0.00	0.00	0.00	0.00
01 2610 733 003	OP OF BLDGS - FURN & EQUIP PC	12,436.00	0.00	0.00	0.00	12,436.00	0.00	12,436.00
01 2610 733 004	OP OF BLDGS - FURN & EQUIP HE	0.00	0.00	0.00	0.00	0.00	0.00	0.00
01 2610 733 005	OP OF BLDGS - FURN & EQUIP BMS	0.00	0.00	0.00	0.00	0.00	0.00	0.00
01 2610 733 006	OP OF BLDGS - FURN & EQUIP AP	0.00	0.00	0.00	0.00	0.00	0.00	0.00
01 2610 733 007	OP OF BLDGS - FURN & EQUIP SE	22,436.00	128.00	968.24	4.32	21,467.76	0.00	21,467.76
01 2610 733 008	OP OF BLDGS - FURN & EQUIP BSMS	0.00	0.00	0.00	0.00	0.00	0.00	0.00
01 2610 810 000	OP OF BLDGS - DUES & FEES DIST	16,590.00	0.00	3,235.00	19.50	13,355.00	0.00	13,355.00
01 2610 810 001	OP OF BLDGS - DUES & FEES BHS	0.00	288.00	288.00	0.00	(288.00)	0.00	(288.00)
01 2610 810 002	OP OF BLDGS - DUES & FEES BE	250.00	180.00	180.00	72.00	70.00	0.00	70.00
01 2610 810 003	OP OF BLDGS - DUES & FEES PC	0.00	36.00	87.52	0.00	(87.52)	0.00	(87.52)
01 2610 810 004	OP OF BLDGS - DUES & FEES HE	0.00	108.00	108.00	0.00	(108.00)	0.00	(108.00)
01 2610 810 005	OP OF BLDGS - DUES & FEES BMS	0.00	36.00	36.00	0.00	(36.00)	0.00	(36.00)
01 2610 810 006	OP OF BLDGS - DUES & FEES AP	0.00	0.00	0.00	0.00	0.00	0.00	0.00
01 2610 810 007	OP OF BLDGS - DUES & FEES SE	177.00	72.00	115.95	65.51	61.05	0.00	61.05
01 2610 810 008	OP OF BLDGS - DUES & FEES BSMS	0.00	36.00	36.00	0.00	(36.00)	0.00	(36.00)
01 2610 890 000	OP OF BLDGS - OTHER MISC DIST	838.00	0.00	(112.90)	(13.47)	950.90	0.00	950.90
01 2610 890 001	OP OF BLDGS - OTHER MISC BHS	0.00	0.00	0.00	0.00	0.00	0.00	0.00
01 2610 890 002	OP OF BLDGS - OTHER MISC BE	0.00	0.00	0.00	0.00	0.00	0.00	0.00
01 2610 890 003	OP OF BLDGS - OTHER MISC PC	203.00	0.00	0.00	0.00	203.00	0.00	203.00
01 2610 890 004	OP OF BLDGS - OTHER MISC HE	0.00	0.00	0.00	0.00	0.00	0.00	0.00
01 2610 890 005	OP OF BLDGS - OTHER MISC BMS	0.00	0.00	0.00	0.00	0.00	0.00	0.00
01 2610 890 006	OP OF BLDGS - OTHER MISC AP	0.00	0.00	0.00	0.00	0.00	0.00	0.00
01 2610 890 007	OP OF BLDGS - OTHER MISC SE	0.00	0.00	0.00	0.00	0.00	0.00	0.00
01 2610 890 008	OP OF BLDGS - OTHER MISC BSMS	0.00	0.00	0.00	0.00	0.00	0.00	0.00
2610	OP OF BLDGS	3,945,191.00	289,581.68	841,405.13	21.74	3,103,785.87	16,169.22	3,087,616.65
2620	MAINT OF BLDGS							

12/08/2025 12:31 PM

User ID: LURVELYNN

Account Number	Account Description	Revised Budget	Expended During Month	Expenditures to Date	% of Budget	Balance at EOM	P/ O Outstanding	Unencumbered Balance
01 2660 590 007	SECURITY - PURCHASED SERVICES SE	0.00	0.00	0.00	0.00	0.00	0.00	0.00
01 2660 590 008	SECURITY - PURCHASED SERVICES BSMS	0.00	0.00	0.00	0.00	0.00	0.00	0.00
01 2660 610 000	SECURITY - SUPPLIES DIST	1,499.00	0.00	0.00	0.00	1,499.00	0.00	1,499.00
01 2660 610 001	SECURITY - SUPPLIES BHS	962.00	0.00	0.00	0.00	962.00	0.00	962.00
01 2660 610 002	SECURITY - SUPPLIES BE	0.00	0.00	0.00	0.00	0.00	0.00	0.00
01 2660 610 003	SECURITY - SUPPLIES PC	0.00	0.00	0.00	0.00	0.00	0.00	0.00
01 2660 610 004	SECURITY - SUPPLIES HE	0.00	0.00	0.00	0.00	0.00	0.00	0.00
01 2660 610 005	SECURITY - SUPPLIES BMS	0.00	0.00	0.00	0.00	0.00	0.00	0.00
01 2660 610 006	SECURITY - SUPPLIES AP	0.00	0.00	0.00	0.00	0.00	0.00	0.00
01 2660 610 007	SECURITY - SUPPLIES SE	0.00	0.00	0.00	0.00	0.00	0.00	0.00
01 2660 610 008	SECURITY - SUPPLIES BSMS	0.00	233.60	233.60	0.00	(233.60)	0.00	(233.60)
01 2660 733 000	SECURITY - FURN & FIXTURES DIST	0.00	0.00	0.00	0.00	0.00	0.00	0.00
01 2660 733 001	SECURITY - FURN & FIXTURES BHS	0.00	0.00	0.00	0.00	0.00	0.00	0.00
01 2660 733 002	SECURITY - FURN & FIXTURES BE	0.00	0.00	0.00	0.00	0.00	0.00	0.00
01 2660 733 003	SECURITY - FURN & FIXTURES PC	0.00	0.00	0.00	0.00	0.00	0.00	0.00
01 2660 733 004	SECURITY - FURN & FIXTURES HE	0.00	0.00	0.00	0.00	0.00	0.00	0.00
01 2660 733 005	SECURITY - FURN & FIXTURES BMS	0.00	0.00	0.00	0.00	0.00	0.00	0.00
01 2660 733 006	SECURITY - FURN & FIXTURES AP	0.00	0.00	0.00	0.00	0.00	0.00	0.00
01 2660 733 007	SECURITY - FURN & FIXTURES SE	0.00	0.00	0.00	0.00	0.00	0.00	0.00
01 2660 733 008	SECURITY - FURN & FIXTURES BSMS	0.00	0.00	0.00	0.00	0.00	0.00	0.00
2660 SECURITY		95,843.00	2,144.60	21,865.11	28.81	73,977.89	5,745.00	68,232.89
2710 REGULAR PUPIL TRANSPORTATION								
01 2710 110 000	REG TRANSP - SALARIES NON-INSTR	369,665.00	42,570.38	108,365.59	29.31	261,299.41	0.00	261,299.41
01 2710 120 000	REG TRANSP - SUBS NON-INSTR	0.00	0.00	0.00	0.00	0.00	0.00	0.00
01 2710 130 000	REG TRANSP - OT SALARIES NON-INSTR	16,833.00	2,472.34	4,978.00	29.57	11,855.00	0.00	11,855.00
01 2710 150 000	REG TRANSP - ADD'L COMP NON-INSTR	1,096.00	6.95	20.85	1.90	1,075.15	0.00	1,075.15
01 2710 210 000	REG TRANSP - GROUP INS NON-INSTR	6,046.00	1,316.34	3,821.90	63.21	2,224.10	0.00	2,224.10
01 2710 220 000	REG TRANSP - SOC SEC NON-INSTR	30,519.00	3,467.91	8,737.81	28.63	21,781.19	0.00	21,781.19
01 2710 230 000	REG TRANSP - RETIREMENT NON-INSTR	23,255.00	3,228.49	8,123.96	34.93	15,131.04	0.00	15,131.04
01 2710 237 000	REG TRANSP - INCR RET CONTR	7,811.00	320.64	806.82	10.33	7,004.18	0.00	7,004.18
01 2710 280 000	REG TRANSP - HEALTH BEN NON-INSTR DIST	4,393.00	356.25	1,068.75	24.33	3,324.25	0.00	3,324.25
01 2710 332 000	REG TRANSP - MILEAGE TO PARENTS	0.00	0.00	408.59	0.00	(408.59)	0.00	(408.59)
01 2710 340 000	REG TRANSP - OTHER PROF SERVICES	0.00	0.00	0.00	0.00	0.00	0.00	0.00
01 2710 490 000	REG TRANSP - REPAIRS & MAINT	92,892.00	8,375.92	20,785.33	22.38	72,106.67	0.00	72,106.67
01 2710 510 000	REG TRANSP - CONTR STUDENT TRANSP	0.00	0.00	872.00	0.00	(872.00)	0.00	(872.00)
01 2710 510 001	REG TRANSP - CONTR STUDENT TRANSP BHS	0.00	0.00	0.00	0.00	0.00	0.00	0.00
01 2710 519 000	REG TRANSP - ST TRANSP OTHER SOURCES	367,522.00	35,942.81	63,728.33	27.16	303,793.67	36,090.86	267,702.81
01 2710 519 001	REG TRANSP - ST TRANSP OTHER SOURCES BHS	338.00	1,538.00	1,538.00	455.03	(1,200.00)	0.00	(1,200.00)
01 2710 610 000	REG TRANSP - SUPPLIES	20,691.00	2,272.64	6,064.79	32.05	14,626.21	567.03	14,059.18
01 2710 626 000	REG TRANSP - GAS & OIL	104,816.00	9,431.92	25,509.46	24.34	79,306.54	0.00	79,306.54
01 2710 732 000	REG TRANSP - VEHICLE ACQUISITION	128,435.00	0.00	0.00	0.00	128,435.00	0.00	128,435.00
01 2710 810 000	REG TRANSP - DUES & FEES	31,881.00	845.00	1,800.95	5.65	30,080.05	0.00	30,080.05
01 2710 890 000	REG TRANSP - OTHER MISC	0.00	0.00	0.00	0.00	0.00	0.00	0.00
2710 REGULAR PUPIL TRANSPORTATION		1,206,193.00	112,145.59	256,631.13	24.32	949,561.87	36,657.89	912,903.98
2712 SCHOOL AGE SPEC ED TRANSPORT								
01 2712 110 000	SPED TRANSP - SALARIES NON-INSTR	235,618.00	25,953.32	65,880.39	27.96	169,737.61	0.00	169,737.61
01 2712 112 000	SPED TRANSP - SALARIES INSTR AIDES	14,452.00	1,669.79	4,286.90	29.66	10,165.10	0.00	10,165.10
01 2712 120 000	SPED TRANSP - SUB NON-INSTR	0.00	0.00	0.00	0.00	0.00	0.00	0.00
01 2712 130 000	SPED TRANSP - OT SALARIES NON-INSTR	1,690.00	17.00	1,186.99	70.24	503.01	0.00	503.01
01 2712 150 000	SPED TRANSP - ADD'L COMP NON-INSTR	978.00	47.09	641.73	65.62	336.27	0.00	336.27
01 2712 152 000	SPED TRANSP - ADD'L COMP INSTR AIDES	0.00	2.84	8.52	0.00	(8.52)	0.00	(8.52)
01 2712 210 000	SPED TRANSP - GROUP INS NON-INSTR	18,091.00	1,368.65	4,110.58	22.72	13,980.42	0.00	13,980.42
01 2712 212 000	SPED TRANSP - GROUP INS INSTR AIDES	4,550.00	340.60	1,021.80	22.46	3,528.20	0.00	3,528.20
01 2712 220 000	SPED TRANSP - SOC SEC NON-INSTR	19,633.00	2,065.85	5,406.28	27.54	14,226.72	0.00	14,226.72

12/08/2025 12:31 PM

User ID: LURVELYNN

Account Number	Account Description	Revised Budget	Expended During Month	Expenditures to Date	% of Budget	Balance at EOM	P/ O Outstanding	Unencumbered Balance
01 3535 231 006	HAL - RETIREMENT TEACHERS AP	2,463.00	227.07	681.21	27.66	1,781.79	0.00	1,781.79
01 3535 231 007	HAL - RETIREMENT TEACHERS SE	0.00	0.00	0.00	0.00	0.00	0.00	0.00
01 3535 231 008	HAL - RETIREMENT TEACHERS BSMS	5,059.00	466.11	1,398.31	27.64	3,660.69	0.00	3,660.69
01 3535 237 000	HAL - INCR RET CONTR DIST	1,494.00	0.00	0.00	0.00	1,494.00	0.00	1,494.00
01 3535 237 002	HAL - INCR RET CONTR BE	0.00	45.11	135.32	0.00	(135.32)	0.00	(135.32)
01 3535 237 003	HAL - INCR RET CONTR PC	0.00	0.00	0.00	0.00	0.00	0.00	0.00
01 3535 237 004	HAL - INCR RET CONTR HE	747.00	22.56	67.68	9.06	679.32	0.00	679.32
01 3535 237 005	HAL - INCR RET CONTR BMS	0.00	0.00	0.00	0.00	0.00	0.00	0.00
01 3535 237 006	HAL - INCR RET CONTR AP	747.00	22.55	67.65	9.06	679.35	0.00	679.35
01 3535 237 007	HAL - INCR RET CONTR SE	0.00	0.00	0.00	0.00	0.00	0.00	0.00
01 3535 237 008	HAL - INCR RET CONTR BSMS	1,534.00	46.30	138.88	9.05	1,395.12	0.00	1,395.12
01 3535 281 002	HAL - HEALTH BEN TEACHERS BE	0.00	0.00	0.00	0.00	0.00	0.00	0.00
01 3535 281 003	HAL - HEALTH BEN TEACHERS PC	0.00	0.00	0.00	0.00	0.00	0.00	0.00
01 3535 281 004	HAL - HEALTH BEN TEACHERS HE	2,441.00	0.00	0.00	0.00	2,441.00	0.00	2,441.00
01 3535 281 005	HAL - HEALTH BEN TEACHERS BMS	0.00	0.00	0.00	0.00	0.00	0.00	0.00
01 3535 281 006	HAL - HEALTH TEACHERS AP	2,441.00	0.00	0.00	0.00	2,441.00	0.00	2,441.00
01 3535 281 007	HAL - HEALTH TEACHERS SE	0.00	0.00	0.00	0.00	0.00	0.00	0.00
01 3535 281 008	HAL - HEALTH BEN TEACHERS BSMS	0.00	0.00	0.00	0.00	0.00	0.00	0.00
01 3535 580 000	HAL - TRAVEL & MILEAGE DIST	2,678.00	248.15	549.85	20.53	2,128.15	0.00	2,128.15
01 3535 580 002	HAL - TRAVEL & MILEAGE BE	0.00	0.00	0.00	0.00	0.00	0.00	0.00
01 3535 580 003	HAL - TRAVEL & MILEAGE PC	0.00	0.00	0.00	0.00	0.00	0.00	0.00
01 3535 580 004	HAL - TRAVEL & MILEAGE HE	0.00	0.00	0.00	0.00	0.00	0.00	0.00
01 3535 580 005	HAL - TRAVEL & MILEAGE BMS	0.00	0.00	0.00	0.00	0.00	0.00	0.00
01 3535 580 006	HAL - TRAVEL & MILEAGE AP	0.00	0.00	0.00	0.00	0.00	0.00	0.00
01 3535 580 007	HAL - TRAVEL & MILEAGE SE	0.00	0.00	0.00	0.00	0.00	0.00	0.00
01 3535 580 008	HAL - TRAVEL & MILEAGE BSMS	0.00	0.00	0.00	0.00	0.00	0.00	0.00
01 3535 610 000	HAL - SUPPLIES DIST	5,507.00	881.72	1,583.13	28.75	3,923.87	0.00	3,923.87
01 3535 640 000	HAL - BOOKS & PER DIST	0.00	0.00	0.00	0.00	0.00	0.00	0.00
01 3535 733 002	HAL - FURN & EQUIP BE	0.00	0.00	0.00	0.00	0.00	0.00	0.00
01 3535 733 003	HAL - FURN & EQUIP PC	0.00	0.00	0.00	0.00	0.00	0.00	0.00
01 3535 733 004	HAL - FURN & EQUIP HE	0.00	0.00	0.00	0.00	0.00	0.00	0.00
01 3535 733 005	HAL - FURN & EQUIP BMS	0.00	0.00	0.00	0.00	0.00	0.00	0.00
01 3535 733 006	HAL - FURN & EQUIP AP	0.00	0.00	0.00	0.00	0.00	0.00	0.00
01 3535 733 007	HAL - FURN & EQUIP SE	0.00	0.00	0.00	0.00	0.00	0.00	0.00
01 3535 733 008	HAL - FURN & EQUIP BSMS	0.00	0.00	0.00	0.00	0.00	0.00	0.00
01 3535 734 002	HAL - HARDWARE BE	0.00	0.00	0.00	0.00	0.00	0.00	0.00
01 3535 734 003	HAL - HARDWARE PC	0.00	0.00	0.00	0.00	0.00	0.00	0.00
01 3535 734 004	HAL - HARDWARE HE	0.00	0.00	0.00	0.00	0.00	0.00	0.00
01 3535 734 005	HAL - HARDWARE BMS	0.00	0.00	0.00	0.00	0.00	0.00	0.00
01 3535 734 006	HAL - HARDWARE AP	0.00	0.00	0.00	0.00	0.00	0.00	0.00
01 3535 734 007	HAL - HARDWARE SE	0.00	0.00	0.00	0.00	0.00	0.00	0.00
01 3535 734 008	HAL - HARDWARE BSMS	0.00	0.00	0.00	0.00	0.00	0.00	0.00
01 3535 735 002	HAL - SOFTWARE BE	0.00	0.00	0.00	0.00	0.00	0.00	0.00
01 3535 735 003	HAL - SOFTWARE PC	0.00	0.00	0.00	0.00	0.00	0.00	0.00
01 3535 735 004	HAL - SOFTWARE HE	0.00	0.00	0.00	0.00	0.00	0.00	0.00
01 3535 735 005	HAL - SOFTWARE BMS	0.00	0.00	0.00	0.00	0.00	0.00	0.00
01 3535 735 006	HAL - SOFTWARE AP	0.00	0.00	0.00	0.00	0.00	0.00	0.00
01 3535 735 007	HAL - SOFTWARE SE	0.00	0.00	0.00	0.00	0.00	0.00	0.00
01 3535 735 008	HAL - SOFTWARE BSMS	0.00	0.00	0.00	0.00	0.00	0.00	0.00
01 3535 810 000	HAL - DUES & FEES DIST	2,923.00	563.00	563.00	49.95	2,360.00	897.00	1,463.00
01 3535 810 001	HAL - DUES & FEES BHS	0.00	0.00	0.00	0.00	0.00	0.00	0.00
01 3535 810 002	HAL - DUES & FEES BE	0.00	199.00	199.00	0.00	(199.00)	0.00	(199.00)
01 3535 810 003	HAL - DUES & FEES PC	0.00	199.00	199.00	0.00	(199.00)	0.00	(199.00)
01 3535 810 004	HAL - DUES & FEES HE	0.00	199.00	199.00	0.00	(199.00)	0.00	(199.00)
01 3535 810 005	HAL - DUES & FEES BMS	0.00	199.00	199.00	0.00	(199.00)	0.00	(199.00)

12/08/2025 12:31 PM

User ID: LURVELYNN

Account Number	Account Description	Revised Budget	Expended During Month	Expenditures to Date	% of Budget	Balance at EOM	P/ O Outstanding	Unencumbered Balance
01 6310 610 003	TITLE IIA ESSA - SUPPLIES PC	0.00	0.00	0.00	0.00	0.00	0.00	0.00
01 6310 610 004	TITLE IIA ESSA - SUPPLIES HE	0.00	0.00	0.00	0.00	0.00	0.00	0.00
01 6310 610 005	TITLE IIA ESSA - SUPPLIES BMS	0.00	0.00	0.00	0.00	0.00	0.00	0.00
01 6310 610 006	TITLE IIA ESSA - SUPPLIES AP	0.00	0.00	0.00	0.00	0.00	0.00	0.00
01 6310 733 001	TITLE IIA ESSA - FURN & EQUIP BHS	0.00	0.00	0.00	0.00	0.00	0.00	0.00
01 6310 733 002	TITLE IIA ESSA - FURN & EQUIP BE	0.00	0.00	0.00	0.00	0.00	0.00	0.00
01 6310 733 003	TITLE IIA ESSA - FURN & EQUIP PC	0.00	0.00	0.00	0.00	0.00	0.00	0.00
01 6310 733 004	TITLE IIA ESSA - FURN & EQUIP HE	0.00	0.00	0.00	0.00	0.00	0.00	0.00
01 6310 733 005	TITLE IIA ESSA - FURN & EQUIP BMS	0.00	0.00	0.00	0.00	0.00	0.00	0.00
01 6310 733 006	TITLE IIA ESSA - FURN & EQUIP AP	0.00	0.00	0.00	0.00	0.00	0.00	0.00
01 6310 734 001	TITLE IIA ESSA - HARDWARE BHS	0.00	0.00	0.00	0.00	0.00	0.00	0.00
01 6310 734 002	TITLE IIA ESSA - HARDWARE BE	0.00	0.00	0.00	0.00	0.00	0.00	0.00
01 6310 734 003	TITLE IIA ESSA - HARDWARE PC	0.00	0.00	0.00	0.00	0.00	0.00	0.00
01 6310 734 004	TITLE IIA ESSA - HARDWARE HE	0.00	0.00	0.00	0.00	0.00	0.00	0.00
01 6310 734 005	TITLE IIA ESSA - HARDWARE BMS	0.00	0.00	0.00	0.00	0.00	0.00	0.00
01 6310 734 006	TITLE IIA ESSA - HARDWARE AP	0.00	0.00	0.00	0.00	0.00	0.00	0.00
01 6310 735 000	TITLE IIA ESSA - SOFTWARE DIST	0.00	0.00	0.00	0.00	0.00	0.00	0.00
01 6310 735 001	TITLE IIA ESSA - SOFTWARE BHS	0.00	0.00	0.00	0.00	0.00	0.00	0.00
01 6310 735 002	TITLE IIA ESSA - SOFTWARE BE	0.00	0.00	0.00	0.00	0.00	0.00	0.00
01 6310 735 003	TITLE IIA ESSA - SOFTWARE PC	0.00	0.00	0.00	0.00	0.00	0.00	0.00
01 6310 735 004	TITLE IIA ESSA - SOFTWARE HE	0.00	0.00	0.00	0.00	0.00	0.00	0.00
01 6310 735 005	TITLE IIA ESSA - SOFTWARE BMS	0.00	0.00	0.00	0.00	0.00	0.00	0.00
01 6310 735 006	TITLE IIA ESSA - SOFTWARE AP	0.00	0.00	0.00	0.00	0.00	0.00	0.00
01 6310 810 000	TITLE IIA ESSA - DUES & FEES DIST	0.00	0.00	0.00	0.00	0.00	0.00	0.00
01 6310 810 001	TITLE IIA ESSA - DUES & FEES BHS	0.00	0.00	0.00	0.00	0.00	0.00	0.00
01 6310 810 002	TITLE IIA ESSA - DUES & FEES BE	0.00	0.00	0.00	0.00	0.00	0.00	0.00
01 6310 810 003	TITLE IIA ESSA - DUES & FEES PC	0.00	0.00	0.00	0.00	0.00	0.00	0.00
01 6310 810 004	TITLE IIA ESSA - DUES & FEES HE	0.00	0.00	0.00	0.00	0.00	0.00	0.00
01 6310 810 005	TITLE IIA ESSA - DUES & FEES BMS	0.00	0.00	0.00	0.00	0.00	0.00	0.00
01 6310 810 006	TITLE IIA ESSA - DUES & FEES AP	0.00	0.00	0.00	0.00	0.00	0.00	0.00
01 6310 890 001	TITLE IIA ESSA - OTHER MISC BHS	0.00	0.00	0.00	0.00	0.00	0.00	0.00
01 6310 890 002	TITLE IIA ESSA - OTHER MISC BE	0.00	0.00	0.00	0.00	0.00	0.00	0.00
01 6310 890 003	TITLE IIA ESSA - OTHER MISC PC	0.00	0.00	0.00	0.00	0.00	0.00	0.00
01 6310 890 004	TITLE IIA ESSA - OTHER MISC HE	0.00	0.00	0.00	0.00	0.00	0.00	0.00
01 6310 890 005	TITLE IIA ESSA - OTHER MISC BMS	0.00	0.00	0.00	0.00	0.00	0.00	0.00
01 6310 890 006	TITLE IIA ESSA - OTHER MISC AP	0.00	0.00	0.00	0.00	0.00	0.00	0.00
6310	TITLE II, PART A ESSA TCHR QUAL GRANTS	52,515.00	0.00	917.71	1.75	51,597.29	0.00	51,597.29
6404	IDEA PART B(611) BASE ALLOC BIRTH TO 4							
01 6404 111 002	IDEA B BASE - SALARIES TEACHERS BE	0.00	0.00	0.00	0.00	0.00	0.00	0.00
01 6404 111 006	IDEA B BASE - SALARIES TEACHERS AP	0.00	0.00	0.00	0.00	0.00	0.00	0.00
01 6404 151 002	IDEA B BASE - ADD'L COMP TEACHERS BE	0.00	0.00	0.00	0.00	0.00	0.00	0.00
01 6404 151 006	IDEA B BASE - ADD'L COMP TEACHERS AP	0.00	0.00	0.00	0.00	0.00	0.00	0.00
01 6404 211 002	IDEA B BASE - GROUPS INS TEACHERS BE	0.00	0.00	0.00	0.00	0.00	0.00	0.00
01 6404 211 006	IDEA B BASE - GROUPS INS TEACHERS AP	0.00	0.00	0.00	0.00	0.00	0.00	0.00
01 6404 221 002	IDEA B BASE - SOC SEC TEACHERS BE	0.00	0.00	0.00	0.00	0.00	0.00	0.00
01 6404 221 006	IDEA B BASE - SOC SEC TEACHERS AP	0.00	0.00	0.00	0.00	0.00	0.00	0.00
01 6404 231 002	IDEA B BASE - RETIREMENT TEACHERS BE	0.00	0.00	0.00	0.00	0.00	0.00	0.00
01 6404 231 006	IDEA B BASE - RETIREMENT TEACHERS AP	0.00	0.00	0.00	0.00	0.00	0.00	0.00
01 6404 237 002	IDEA B BASE - INCR RET CONTR BE	0.00	0.00	0.00	0.00	0.00	0.00	0.00
01 6404 237 006	IDEA B BASE - INCR RET CONTR AP	0.00	0.00	0.00	0.00	0.00	0.00	0.00
01 6404 610 002	IDEA B BASE - SUPPLIES BE	0.00	0.00	0.00	0.00	0.00	0.00	0.00
01 6404 610 006	IDEA B BASE - SUPPLIES AP	0.00	0.00	0.00	0.00	0.00	0.00	0.00
6404	IDEA PART B(611) BASE ALLOC BIRTH TO 4	0.00	0.00	0.00	0.00	0.00	0.00	0.00
6406	IDEA PRESCHOOL(619) BASE ALLOC							

12/08/2025 12:31 PM

User ID: LURVELYNN

Account Number	Account Description	Revised Budget	Expended During Month	Expenditures to Date	% of Budget	Balance at EOM	P/ O Outstanding	Unencumbered Balance
01 6408 580 006	IDEA E/P - TRAVEL & MILEAGE AP	0.00	0.00	34.02	0.00	(34.02)	0.00	(34.02)
01 6408 590 000	IDEA E/P - PURCHASED SERVICES DIST	0.00	0.00	0.00	0.00	0.00	0.00	0.00
01 6408 590 001	IDEA E/P - PURCHASED SERVICES BHS	0.00	0.00	0.00	0.00	0.00	0.00	0.00
01 6408 590 002	IDEA E/P - PURCHASED SERVICES BE	0.00	0.00	0.00	0.00	0.00	0.00	0.00
01 6408 590 003	IDEA E/P - PURCHASED SERVICES PC	0.00	0.00	0.00	0.00	0.00	0.00	0.00
01 6408 590 004	IDEA E/P - PURCHASED SERVICES HE	0.00	0.00	0.00	0.00	0.00	0.00	0.00
01 6408 590 005	IDEA E/P - PURCHASED SERVICES BMS	0.00	0.00	0.00	0.00	0.00	0.00	0.00
01 6408 590 006	IDEA E/P - PURCHASED SERVICES AP	0.00	0.00	0.00	0.00	0.00	0.00	0.00
01 6408 610 001	IDEA E/P - SUPPLIES BHS	0.00	0.00	0.00	0.00	0.00	0.00	0.00
01 6408 610 002	IDEA E/P - SUPPLIES BE	0.00	0.00	0.00	0.00	0.00	0.00	0.00
01 6408 610 003	IDEA E/P - SUPPLIES PC	0.00	0.00	0.00	0.00	0.00	0.00	0.00
01 6408 610 004	IDEA E/P - SUPPLIES HE	0.00	0.00	0.00	0.00	0.00	0.00	0.00
01 6408 610 006	IDEA E/P - SUPPLIES AP	0.00	0.00	0.00	0.00	0.00	0.00	0.00
01 6408 640 001	IDEA E/P - BOOKS & PER BHS	0.00	0.00	0.00	0.00	0.00	0.00	0.00
01 6408 640 002	IDEA E/P - BOOKS & PER BE	0.00	0.00	0.00	0.00	0.00	0.00	0.00
01 6408 640 003	IDEA E/P - BOOKS & PER PC	0.00	0.00	0.00	0.00	0.00	0.00	0.00
01 6408 640 004	IDEA E/P - BOOKS & PER HE	0.00	0.00	0.00	0.00	0.00	0.00	0.00
01 6408 640 006	IDEA E/P - BOOKS & PER AP	0.00	0.00	0.00	0.00	0.00	0.00	0.00
01 6408 650 001	IDEA E/P - SUPPLIES TECH-REL BHS	0.00	0.00	0.00	0.00	0.00	0.00	0.00
01 6408 650 002	IDEA E/P - SUPPLIES TECH-REL BE	0.00	0.00	0.00	0.00	0.00	0.00	0.00
01 6408 650 003	IDEA E/P - SUPPLIES TECH-REL PC	0.00	0.00	0.00	0.00	0.00	0.00	0.00
01 6408 650 004	IDEA E/P - SUPPLIES TECH-REL HE	0.00	0.00	0.00	0.00	0.00	0.00	0.00
01 6408 650 006	IDEA E/P - SUPPLIES TECH-REL AP	0.00	0.00	0.00	0.00	0.00	0.00	0.00
01 6408 733 001	IDEA E/P - FURN & EQUIP BHS	0.00	0.00	0.00	0.00	0.00	0.00	0.00
01 6408 733 002	IDEA E/P - FURN & EQUIP BE	0.00	0.00	0.00	0.00	0.00	0.00	0.00
01 6408 733 003	IDEA E/P - FURN & EQUIP PC	0.00	0.00	0.00	0.00	0.00	0.00	0.00
01 6408 733 004	IDEA E/P - FURN & EQUIP HE	0.00	0.00	0.00	0.00	0.00	0.00	0.00
01 6408 733 006	IDEA E/P - FURN & EQUIP AP	0.00	0.00	0.00	0.00	0.00	0.00	0.00
01 6408 734 001	IDEA E/P - HARDWARE BHS	0.00	0.00	0.00	0.00	0.00	0.00	0.00
01 6408 734 002	IDEA E/P - HARDWARE BE	0.00	0.00	0.00	0.00	0.00	0.00	0.00
01 6408 734 003	IDEA E/P - HARDWARE PC	0.00	0.00	0.00	0.00	0.00	0.00	0.00
01 6408 734 004	IDEA E/P - HARDWARE HE	0.00	0.00	0.00	0.00	0.00	0.00	0.00
01 6408 734 006	IDEA E/P - HARDWARE AP	0.00	0.00	0.00	0.00	0.00	0.00	0.00
01 6408 735 001	IDEA E/P - SOFTWARE BHS	0.00	0.00	0.00	0.00	0.00	0.00	0.00
01 6408 735 002	IDEA E/P - SOFTWARE BE	0.00	0.00	0.00	0.00	0.00	0.00	0.00
01 6408 735 003	IDEA E/P - SOFTWARE PC	0.00	0.00	0.00	0.00	0.00	0.00	0.00
01 6408 735 004	IDEA E/P - SOFTWARE HE	0.00	0.00	0.00	0.00	0.00	0.00	0.00
01 6408 735 006	IDEA E/P - SOFTWARE AP	0.00	0.00	0.00	0.00	0.00	0.00	0.00
01 6408 810 001	IDEA E/P - DUES & FEES BHS	0.00	0.00	0.00	0.00	0.00	0.00	0.00
01 6408 810 002	IDEA E/P - DUES & FEES BE	0.00	0.00	0.00	0.00	0.00	0.00	0.00
01 6408 810 003	IDEA E/P - DUES & FEES PC	0.00	0.00	0.00	0.00	0.00	0.00	0.00
01 6408 810 004	IDEA E/P - DUES & FEES HE	0.00	0.00	0.00	0.00	0.00	0.00	0.00
01 6408 810 006	IDEA E/P - DUES & FEES AP	0.00	0.00	0.00	0.00	0.00	0.00	0.00
01 6408 890 001	IDEA E/P - OTHER MISC BHS	0.00	0.00	0.00	0.00	0.00	0.00	0.00
01 6408 890 002	IDEA E/P - OTHER MISC BE	0.00	0.00	0.00	0.00	0.00	0.00	0.00
01 6408 890 003	IDEA E/P - OTHER MISC PC	0.00	0.00	0.00	0.00	0.00	0.00	0.00
01 6408 890 004	IDEA E/P - OTHER MISC HE	0.00	0.00	0.00	0.00	0.00	0.00	0.00
01 6408 890 006	IDEA E/P - OTHER MISC AP	0.00	0.00	0.00	0.00	0.00	0.00	0.00
6408	IDEA PART B-611-BASE-EP	767,111.00	62,905.55	184,955.81	24.11	582,155.19	0.00	582,155.19
6412	IDEA PART B PROPORTIONATE SHARE							
01 6412 111 000	IDEA B PRO SHARE - SALARIES TEACHERS DIST	0.00	0.00	0.00	0.00	0.00	0.00	0.00
01 6412 111 002	IDEA B PRO SHARE - SALARIES TEACHERS BE	0.00	0.00	0.00	0.00	0.00	0.00	0.00
01 6412 111 004	IDEA B PRO SHARE - SALARIES TEACHERS HE	0.00	0.00	0.00	0.00	0.00	0.00	0.00
01 6412 111 006	IDEA B PRO SHARE - SALARIES TEACHERS AP	11,289.00	1,103.11	3,309.33	29.31	7,979.67	0.00	7,979.67
01 6412 111 007	IDEA B PRO SHARE - SALARIES TEACHERS SE	10,583.00	0.00	0.00	0.00	10,583.00	0.00	10,583.00

Account Number	Account Description	Revised Budget	Expended During Month	Expenditures to Date	% of Budget	Balance at EOM	P/ O Outstanding	Unencumbered Balance
01 6422 221 000	IDEA ARP B 619 - SOC SEC PROF DIST	0.00	0.00	0.00	0.00	0.00	0.00	0.00
01 6422 231 000	IDEA ARP B 619 - RETIREMENT PROF DIST	0.00	0.00	0.00	0.00	0.00	0.00	0.00
01 6422 237 000	IDEA ARP B 619 - INC RET CONTR PROF DIST	0.00	0.00	0.00	0.00	0.00	0.00	0.00
01 6422 281 000	IDEA ARP B 619 - HEALTH BEN PROF DIST	0.00	0.00	0.00	0.00	0.00	0.00	0.00
01 6422 610 006	IDEA ARP B 619 - SUPPLIES AP	0.00	0.00	0.00	0.00	0.00	0.00	0.00
6422	IDEA ARP Part B 619	0.00	0.00	0.00	0.00	0.00	0.00	0.00
6423	IDEA ARP NonPublic							
01 6423 111 000	NONPUBLIC ARP - SALARIES PROF DIST	0.00	0.00	0.00	0.00	0.00	0.00	0.00
01 6423 151 000	NONPUBLIC ARP - ADD'L COMP PROF DIST	0.00	0.00	0.00	0.00	0.00	0.00	0.00
01 6423 211 000	NONPUBLIC ARP - GROUP INS PROF DIST	0.00	0.00	0.00	0.00	0.00	0.00	0.00
01 6423 221 000	NONPUBLIC ARP - SOC SEC PROF DIST	0.00	0.00	0.00	0.00	0.00	0.00	0.00
01 6423 231 000	NONPUBLIC ARP - RETIREMENT PROF DIST	0.00	0.00	0.00	0.00	0.00	0.00	0.00
01 6423 237 000	NONPUBLIC ARP - INC RET CONTR PROF DIST	0.00	0.00	0.00	0.00	0.00	0.00	0.00
01 6423 281 000	NONPUBLIC ARP - HEALTH BEN PROF DIST	0.00	0.00	0.00	0.00	0.00	0.00	0.00
01 6423 610 000	NONPUBLIC ARP - SUPPLIES DIST	0.00	0.00	0.00	0.00	0.00	0.00	0.00
6423	IDEA ARP NonPublic	0.00	0.00	0.00	0.00	0.00	0.00	0.00
6700	FED VOC & APP TECH ED (CARL PERKINS)							
01 6700 111 001 011	PERKINS - SALARIES TEACHERS BHS	0.00	0.00	0.00	0.00	0.00	0.00	0.00
01 6700 221 001	PERKINS - SOC SEC TEACHERS BHS	0.00	0.00	0.00	0.00	0.00	0.00	0.00
01 6700 231 001 011	PERKINS - RETIREMENT TEACHERS BHS	0.00	0.00	0.00	0.00	0.00	0.00	0.00
01 6700 237 001 011	PERKINS - INCR RET CONTR BHS	0.00	0.00	0.00	0.00	0.00	0.00	0.00
01 6700 890 001 011	PERKINS - OTHER MISC BHS	0.00	0.00	0.00	0.00	0.00	0.00	0.00
6700	FED VOC & APP TECH ED (CARL PERKINS)	0.00	0.00	0.00	0.00	0.00	0.00	0.00
6925	TITLE III ESSA - LIMITED ENG PROF GRANT							
01 6925 111 002	TITLE III ESSA ELL - SALARIES TEACHER BE	0.00	0.00	0.00	0.00	0.00	0.00	0.00
01 6925 111 006	TITLE III ESSA ELL - SALARIES TEACHER AP	0.00	0.00	0.00	0.00	0.00	0.00	0.00
01 6925 610 000	TITLE III ESSA ELL - SUPPLIES DIST	294.00	0.00	0.00	0.00	294.00	0.00	294.00
01 6925 610 002	TITLE III ESSA ELL - SUPPLIES BE	0.00	0.00	0.00	0.00	0.00	0.00	0.00
01 6925 610 006	TITLE III ESSA ELL - SUPPLIES AP	0.00	0.00	0.00	0.00	0.00	0.00	0.00
6925	TITLE III ESSA - LIMITED ENG PROF GRANT	294.00	0.00	0.00	0.00	294.00	0.00	294.00
6926	TITLE III ESSA - IMMIGRANT EDUCATION							
01 6926 610 000	TITLE III ESSA IMMIGRANT - SUPPLIES DIST	0.00	0.00	0.00	0.00	0.00	0.00	0.00
6926	TITLE III ESSA - IMMIGRANT EDUCATION	0.00	0.00	0.00	0.00	0.00	0.00	0.00
6990	OTHER FED CATEGORICAL RECEIPTS							
01 6990 610 002	TITLE III ESSA IMMIGRANT - SUPPLIES BE	0.00	0.00	0.00	0.00	0.00	0.00	0.00
01 6990 610 006	TITLE III ESSA IMMIGRANT - SUPPLIES AP	0.00	0.00	0.00	0.00	0.00	0.00	0.00
6990	OTHER FED CATEGORICAL RECEIPTS	0.00	0.00	0.00	0.00	0.00	0.00	0.00
8000	TRANSFERS (OUTGOING)							
01 8000 912 001	TRANSFERS TO SCHOOL NUTRITION FUND BHS	0.00	0.00	0.00	0.00	0.00	0.00	0.00
01 8000 912 002	TRANSFERS TO SCHOOL NUTRITION FUND BE	0.00	0.00	0.00	0.00	0.00	0.00	0.00
01 8000 912 003	TRANSFERS TO SCHOOL NUTRITION FUND PC	0.00	0.00	0.00	0.00	0.00	0.00	0.00
01 8000 912 004	TRANSFERS TO SCHOOL NUTRITION FUND HE	0.00	0.00	0.00	0.00	0.00	0.00	0.00
01 8000 912 006	TRANSFERS TO SCHOOL NUTRITION FUND AP	0.00	0.00	0.00	0.00	0.00	0.00	0.00
01 8000 913 001	TRANSFERS TO ACTIVITY FUND BHS	50,000.00	0.00	0.00	0.00	50,000.00	0.00	50,000.00
01 8000 913 002	TRANSFERS TO ACTIVITY FUND BE	0.00	0.00	0.00	0.00	0.00	0.00	0.00
01 8000 913 003	TRANSFERS TO ACTIVITY FUND PC	0.00	0.00	0.00	0.00	0.00	0.00	0.00
01 8000 913 004	TRANSFERS TO ACTIVITY FUND HE	0.00	0.00	0.00	0.00	0.00	0.00	0.00
01 8000 913 005	TRANSFERS TO ACTIVITY FUND BMS	12,500.00	0.00	0.00	0.00	12,500.00	0.00	12,500.00
01 8000 913 006	TRANSFERS TO ACTIVITY FUND AP	0.00	0.00	0.00	0.00	0.00	0.00	0.00
01 8000 913 007	TRANSFERS TO ACTIVITY FUND SE	0.00	0.00	0.00	0.00	0.00	0.00	0.00
01 8000 913 008	TRANSFERS TO ACTIVITY FUND BSMS	12,500.00	0.00	0.00	0.00	12,500.00	0.00	12,500.00
8000	TRANSFERS (OUTGOING)	75,000.00	0.00	0.00	0.00	75,000.00	0.00	75,000.00

Account Number	Account Description	Revised Budget	Expended During Month	Expenditures to Date	% of Budget	Balance at EOM	P/ O Outstanding	Unencumbered Balance
9000	NON-PROGRAM EXPENDITURES							
01 9000 890 000	NON-PROG EXP - OTHER MISC DIST	0.00	0.00	0.00	0.00	0.00	0.00	0.00
01 9000 890 001	NON-PROG EXP - OTHER MISC BHS	0.00	0.00	0.00	0.00	0.00	0.00	0.00
01 9000 890 002	NON-PROG EXP - OTHER MISC BE	0.00	0.00	0.00	0.00	0.00	0.00	0.00
01 9000 890 003	NON-PROG EXP - OTHER MISC PC	0.00	0.00	0.00	0.00	0.00	0.00	0.00
01 9000 890 004	NON-PROG EXP - OTHER MISC HE	0.00	0.00	0.00	0.00	0.00	0.00	0.00
01 9000 890 005	NON-PROG EXP - OTHER MISC BMS	0.00	0.00	0.00	0.00	0.00	0.00	0.00
01 9000 890 006	NON-PROG EXP - OTHER MISC AP	0.00	0.00	0.00	0.00	0.00	0.00	0.00
01 9000 890 007	NON-PROG EXP - OTHER MISC SE	0.00	0.00	0.00	0.00	0.00	0.00	0.00
01 9000 890 008	NON-PROG EXP - OTHER MISC BSMS	0.00	0.00	0.00	0.00	0.00	0.00	0.00
9000	NON-PROGRAM EXPENDITURES	0.00	0.00	0.00	0.00	0.00	0.00	0.00
01	GENFRAL FUND CHECKING	56,980,007.00	4,357,759.20	12,926,658.68	22.91	44,053,348.32	128,025.23	43,925,323.09

Account Number	Account Description	Revised Budget	Expended During Month	Expenditures to Date	% of Budget	Balance at EOM	P/ O Outstanding	Unencumbered Balance
02	NUTRITION SERVICES							
3100	FOOD SERVICE OPERATIONS							
02 3100 110 000	SALARIES COOKS DIST	0.00	7,562.19	22,686.57	0.00	(22,686.57)	0.00	(22,686.57)
02 3100 110 001	SALARIES COOKS BHS	0.00	13,368.90	34,677.63	0.00	(34,677.63)	0.00	(34,677.63)
02 3100 110 002	SALARIES COOKS BE	0.00	7,857.50	20,724.79	0.00	(20,724.79)	0.00	(20,724.79)
02 3100 110 003	SALARIES COOKS PC	0.00	10,538.46	26,190.54	0.00	(26,190.54)	0.00	(26,190.54)
02 3100 110 004	SALARIES COOKS HE	0.00	8,338.43	23,620.86	0.00	(23,620.86)	0.00	(23,620.86)
02 3100 110 005	SALARIES COOKS BMS	0.00	11,422.51	30,474.68	0.00	(30,474.68)	0.00	(30,474.68)
02 3100 110 006	SALARIES COOKS AP	0.00	7,354.02	20,098.96	0.00	(20,098.96)	0.00	(20,098.96)
02 3100 110 007	SALARIES COOKS SE	0.00	6,893.69	14,323.65	0.00	(14,323.65)	0.00	(14,323.65)
02 3100 110 008	SALARIES COOKS BSMS	0.00	11,465.51	30,638.42	0.00	(30,638.42)	0.00	(30,638.42)
02 3100 120 001	SUB COOK SALARIES BHS	0.00	4,124.23	10,089.20	0.00	(10,089.20)	0.00	(10,089.20)
02 3100 120 002	SUB COOK SALARIES BE	0.00	276.01	346.26	0.00	(346.26)	0.00	(346.26)
02 3100 120 003	SUB COOK SALARIES PC	0.00	0.00	1,378.57	0.00	(1,378.57)	0.00	(1,378.57)
02 3100 120 004	SUB COOK SALARIES HE	0.00	709.63	994.03	0.00	(994.03)	0.00	(994.03)
02 3100 120 005	SUB COOK SALARIES BMS	0.00	0.00	0.00	0.00	0.00	0.00	0.00
02 3100 120 006	SUB COOK SALARIES AP	0.00	1,532.32	3,095.15	0.00	(3,095.15)	0.00	(3,095.15)
02 3100 120 007	SUB COOK SALARIES SE	0.00	1,016.00	5,474.54	0.00	(5,474.54)	0.00	(5,474.54)
02 3100 120 008	SUB COOK SALARIES BSMS	0.00	1,463.83	2,837.55	0.00	(2,837.55)	0.00	(2,837.55)
02 3100 130 000	OT COOKS DIST	0.00	0.00	0.00	0.00	0.00	0.00	0.00
02 3100 130 001	OT COOKS BHS	0.00	0.00	0.00	0.00	0.00	0.00	0.00
02 3100 130 002	OT COOKS BE	0.00	0.00	0.00	0.00	0.00	0.00	0.00
02 3100 130 003	OT COOKS PC	0.00	0.00	0.00	0.00	0.00	0.00	0.00
02 3100 130 004	OT COOKS HE	0.00	0.00	0.00	0.00	0.00	0.00	0.00
02 3100 130 005	OT COOKS BMS	0.00	0.00	0.00	0.00	0.00	0.00	0.00
02 3100 130 006	OT COOKS AP	0.00	0.00	24.09	0.00	(24.09)	0.00	(24.09)
02 3100 130 007	OT COOKS SE	0.00	0.00	0.00	0.00	0.00	0.00	0.00
02 3100 130 008	OT COOKS BSMS	0.00	0.00	0.00	0.00	0.00	0.00	0.00
02 3100 150 000	ADD'L COMP COOKS DIST	0.00	16.64	49.92	0.00	(49.92)	0.00	(49.92)
02 3100 150 001	ADD'L COMP COOKS BHS	0.00	20.63	61.89	0.00	(61.89)	0.00	(61.89)
02 3100 150 002	ADD'L COMP COOKS BE	0.00	12.25	36.75	0.00	(36.75)	0.00	(36.75)
02 3100 150 003	ADD'L COMP COOKS PC	0.00	11.66	34.98	0.00	(34.98)	0.00	(34.98)
02 3100 150 004	ADD'L COMP COOKS HE	0.00	15.85	47.55	0.00	(47.55)	0.00	(47.55)
02 3100 150 005	ADD'L COMP COOKS BMS	0.00	16.55	49.65	0.00	(49.65)	0.00	(49.65)
02 3100 150 006	ADD'L COMP COOKS AP	0.00	13.90	63.70	0.00	(63.70)	0.00	(63.70)
02 3100 150 007	ADD'L COMP COOKS SE	0.00	6.92	20.76	0.00	(20.76)	0.00	(20.76)
02 3100 150 008	ADD'L COMP COOKS BSMS	0.00	17.11	51.33	0.00	(51.33)	0.00	(51.33)
02 3100 210 000	GROUP INS COOKS DIST	0.00	2,456.90	7,370.70	0.00	(7,370.70)	0.00	(7,370.70)
02 3100 210 001	GROUP INS COOKS BHS	0.00	693.79	2,081.37	0.00	(2,081.37)	0.00	(2,081.37)
02 3100 210 002	GROUP INS COOKS BE	0.00	685.39	2,056.17	0.00	(2,056.17)	0.00	(2,056.17)
02 3100 210 003	GROUP INS COOKS PC	0.00	10.55	29.50	0.00	(29.50)	0.00	(29.50)
02 3100 210 004	GROUP INS COOKS HE	0.00	685.39	2,060.37	0.00	(2,060.37)	0.00	(2,060.37)
02 3100 210 005	GROUP INS COOKS BMS	0.00	41.23	123.69	0.00	(123.69)	0.00	(123.69)
02 3100 210 006	GROUP INS COOKS AP	0.00	36.98	110.99	0.00	(110.99)	0.00	(110.99)
02 3100 210 007	GROUP INS COOKS SE	0.00	4.20	10.50	0.00	(10.50)	0.00	(10.50)
02 3100 210 008	GROUP INS COOKS BSMS	0.00	686.44	2,059.32	0.00	(2,059.32)	0.00	(2,059.32)
02 3100 220 000	SOC SEC COOKS DIST	0.00	569.64	1,708.92	0.00	(1,708.92)	0.00	(1,708.92)
02 3100 220 001	SOC SEC COOKS BHS	0.00	1,339.29	3,427.92	0.00	(3,427.92)	0.00	(3,427.92)
02 3100 220 002	SOC SEC COOKS BE	0.00	566.02	1,443.33	0.00	(1,443.33)	0.00	(1,443.33)
02 3100 220 003	SOC SEC COOKS PC	0.00	825.22	2,166.15	0.00	(2,166.15)	0.00	(2,166.15)
02 3100 220 004	SOC SEC COOKS HE	0.00	690.33	1,877.53	0.00	(1,877.53)	0.00	(1,877.53)
02 3100 220 005	SOC SEC COOKS BMS	0.00	891.30	2,383.74	0.00	(2,383.74)	0.00	(2,383.74)
02 3100 220 006	SOC SEC COOKS AP	0.00	691.21	1,812.06	0.00	(1,812.06)	0.00	(1,812.06)
02 3100 220 007	SOC SEC COOKS SE	0.00	623.82	1,572.60	0.00	(1,572.60)	0.00	(1,572.60)
02 3100 220 008	SOC SEC COOKS BSMS	0.00	989.93	2,563.37	0.00	(2,563.37)	0.00	(2,563.37)

12/08/2025 12:31 PM

User ID: LURVELYNN

Account Number	Account Description	Revised Budget	Expended During Month	Expenditures to Date	% of Budget	Balance at EOM	P/ O Outstanding	Unencumbered Balance
02 3100 230 000	RETIREMENT COOKS DIST	0.00	555.82	1,667.46	0.00	(1,667.46)	0.00	(1,667.46)
02 3100 230 001	RETIREMENT COOKS BHS	0.00	1,159.93	3,012.11	0.00	(3,012.11)	0.00	(3,012.11)
02 3100 230 002	RETIREMENT COOKS BE	0.00	577.52	1,523.25	0.00	(1,523.25)	0.00	(1,523.25)
02 3100 230 003	RETIREMENT COOKS PC	0.00	774.58	1,925.02	0.00	(1,925.02)	0.00	(1,925.02)
02 3100 230 004	RETIREMENT COOKS HE	0.00	612.88	1,736.14	0.00	(1,736.14)	0.00	(1,736.14)
02 3100 230 005	RETIREMENT COOKS BMS	0.00	839.55	2,239.88	0.00	(2,239.88)	0.00	(2,239.88)
02 3100 230 006	RETIREMENT COOKS AP	0.00	540.52	1,480.66	0.00	(1,480.66)	0.00	(1,480.66)
02 3100 230 007	RETIREMENT COOKS SE	0.00	506.69	1,052.80	0.00	(1,052.80)	0.00	(1,052.80)
02 3100 230 008	RETIREMENT COOKS BSMS	0.00	842.72	2,251.94	0.00	(2,251.94)	0.00	(2,251.94)
02 3100 237 000	INCR RET CONTR DIST	0.00	55.20	165.60	0.00	(165.60)	0.00	(165.60)
02 3100 237 001	INCR RET CONTR BHS	0.00	115.20	299.15	0.00	(299.15)	0.00	(299.15)
02 3100 237 002	INCR RET CONTR BE	0.00	57.35	151.29	0.00	(151.29)	0.00	(151.29)
02 3100 237 003	INCR RET CONTR PC	0.00	76.94	191.20	0.00	(191.20)	0.00	(191.20)
02 3100 237 004	INCR RET CONTR HE	0.00	60.87	172.43	0.00	(172.43)	0.00	(172.43)
02 3100 237 005	INCR RET CONTR BMS	0.00	83.39	222.47	0.00	(222.47)	0.00	(222.47)
02 3100 237 006	INCR RET CONTR AP	0.00	53.69	147.07	0.00	(147.07)	0.00	(147.07)
02 3100 237 007	INCR RET CONTR SE	0.00	50.32	104.55	0.00	(104.55)	0.00	(104.55)
02 3100 237 008	INCR RET CONTR BSMS	0.00	83.70	223.66	0.00	(223.66)	0.00	(223.66)
02 3100 280 000	HEALTH BEN COOKS DIST	0.00	0.00	0.00	0.00	0.00	0.00	0.00
02 3100 280 001	HEALTH BEN NON-INSTR BHS	0.00	0.00	0.00	0.00	0.00	0.00	0.00
02 3100 280 002	HEALTH BEN NON-INSTR BE	0.00	0.00	0.00	0.00	0.00	0.00	0.00
02 3100 280 003	HEALTH BEN NON-INSTR PC	0.00	250.00	750.00	0.00	(750.00)	0.00	(750.00)
02 3100 280 004	HEALTH BEN NON-INSTR HE	0.00	0.00	0.00	0.00	0.00	0.00	0.00
02 3100 280 005	HEALTH BEN NON-INSTR BMS	0.00	218.22	654.66	0.00	(654.66)	0.00	(654.66)
02 3100 280 006	HEALTH BEN NON-INSTR AP	0.00	218.22	654.66	0.00	(654.66)	0.00	(654.66)
02 3100 280 007	HEALTH BEN NON-INSTR SE	0.00	250.00	750.00	0.00	(750.00)	0.00	(750.00)
02 3100 280 008	HEALTH BEN NON-INSTR BSMS	0.00	0.00	0.00	0.00	0.00	0.00	0.00
02 3100 431 001	REPAIRS & MAINT BHS	0.00	917.83	2,087.28	0.00	(2,087.28)	0.00	(2,087.28)
02 3100 431 002	REPAIRS & MAINT BE	0.00	0.00	1,965.85	0.00	(1,965.85)	0.00	(1,965.85)
02 3100 431 003	REPAIRS & MAINT PC	0.00	1,179.03	9,582.09	0.00	(9,582.09)	0.00	(9,582.09)
02 3100 431 004	REPAIRS & MAINT HE	0.00	0.00	3,325.83	0.00	(3,325.83)	0.00	(3,325.83)
02 3100 431 005	REPAIRS & MAINT BMS	0.00	0.00	492.46	0.00	(492.46)	0.00	(492.46)
02 3100 431 006	REPAIRS & MAINT AP	0.00	332.20	2,353.41	0.00	(2,353.41)	0.00	(2,353.41)
02 3100 431 007	REPAIRS & MAINT SE	0.00	0.00	2,043.33	0.00	(2,043.33)	0.00	(2,043.33)
02 3100 431 008	REPAIRS & MAINT BSMS	0.00	2,787.94	3,453.08	0.00	(3,453.08)	0.00	(3,453.08)
02 3100 440 001	RENTALS BHS	0.00	0.00	0.00	0.00	0.00	0.00	0.00
02 3100 440 002	RENTALS BE	0.00	0.00	0.00	0.00	0.00	0.00	0.00
02 3100 440 003	RENTALS PC	0.00	0.00	0.00	0.00	0.00	0.00	0.00
02 3100 440 004	RENTALS HE	0.00	0.00	0.00	0.00	0.00	0.00	0.00
02 3100 440 005	RENTALS BMS	0.00	0.00	0.00	0.00	0.00	0.00	0.00
02 3100 440 006	RENTALS AP	0.00	0.00	0.00	0.00	0.00	0.00	0.00
02 3100 440 007	RENTALS SE	0.00	0.00	0.00	0.00	0.00	0.00	0.00
02 3100 440 008	RENTALS BSMS	0.00	0.00	0.00	0.00	0.00	0.00	0.00
02 3100 580 000	TRAVEL EXPENSE AND MILEAGE DIST	0.00	162.19	520.66	0.00	(520.66)	0.00	(520.66)
02 3100 610 000	SUPPLIES DISTRICT	0.00	135.61	150.80	0.00	(150.80)	0.00	(150.80)
02 3100 610 001	SUPPLIES BHS	0.00	1,724.20	6,303.65	0.00	(6,303.65)	0.00	(6,303.65)
02 3100 610 002	SUPPLIES BE	0.00	452.94	1,625.15	0.00	(1,625.15)	0.00	(1,625.15)
02 3100 610 003	SUPPLIES PC	0.00	677.96	2,287.72	0.00	(2,287.72)	0.00	(2,287.72)
02 3100 610 004	SUPPLIES HE	0.00	607.51	1,407.80	0.00	(1,407.80)	0.00	(1,407.80)
02 3100 610 005	SUPPLIES BMS	0.00	1,019.38	4,605.26	0.00	(4,605.26)	0.00	(4,605.26)
02 3100 610 006	SUPPLIES AP	0.00	273.71	1,238.16	0.00	(1,238.16)	0.00	(1,238.16)
02 3100 610 007	SUPPLIES SE	0.00	843.98	1,785.68	0.00	(1,785.68)	0.00	(1,785.68)
02 3100 610 008	SUPPLIES BSMS	0.00	1,644.75	6,752.44	0.00	(6,752.44)	0.00	(6,752.44)
02 3100 630 001	FOOD BHS	0.00	50,585.15	129,699.84	0.00	(129,699.84)	0.00	(129,699.84)
02 3100 630 002	FOOD BE	0.00	10,229.27	31,244.34	0.00	(31,244.34)	0.00	(31,244.34)

12/08/2025 12:31 PM

User ID: LURVELYNN

Account Number	Account Description	Revised Budget	Expended During Month	Expenditures to Date	% of Budget	Balance at EOM	P/ O Outstanding	Unencumbered Balance
02 3100 630 003	FOOD PC	0.00	16,187.53	48,120.18	0.00	(48,120.18)	0.00	(48,120.18)
02 3100 630 004	FOOD HE	0.00	13,179.33	36,325.02	0.00	(36,325.02)	0.00	(36,325.02)
02 3100 630 005	FOOD BMS	0.00	17,321.77	48,244.93	0.00	(48,244.93)	0.00	(48,244.93)
02 3100 630 006	FOOD AP	0.00	14,631.35	43,513.83	0.00	(43,513.83)	0.00	(43,513.83)
02 3100 630 007	FOOD SE	0.00	11,478.29	33,905.18	0.00	(33,905.18)	0.00	(33,905.18)
02 3100 630 008	FOOD BSMS	0.00	21,111.80	60,909.18	0.00	(60,909.18)	0.00	(60,909.18)
02 3100 733 000	FURNITURE AND EQUIPMENT DIST	0.00	0.00	0.00	0.00	0.00	0.00	0.00
02 3100 733 001	FURNITURE AND EQUIPMENT BHS	0.00	1,980.21	1,980.21	0.00	(1,980.21)	0.00	(1,980.21)
02 3100 733 002	FURNITURE AND EQUIPMENT BE	0.00	0.00	0.00	0.00	0.00	0.00	0.00
02 3100 733 003	FURNITURE AND EQUIPMENT PC	0.00	0.00	0.00	0.00	0.00	0.00	0.00
02 3100 733 004	FURNITURE AND EQUIPMENT HE	0.00	955.17	955.17	0.00	(955.17)	0.00	(955.17)
02 3100 733 005	FURNITURE AND EQUIPMENT BMS	0.00	2,261.34	2,261.34	0.00	(2,261.34)	0.00	(2,261.34)
02 3100 733 006	FURNITURE AND EQUIPMENT AP	0.00	1,910.34	1,910.34	0.00	(1,910.34)	0.00	(1,910.34)
02 3100 733 007	FURNITURE AND EQUIPMENT SE	0.00	0.00	0.00	0.00	0.00	0.00	0.00
02 3100 733 008	FURNITURE AND EQUIPMENT BSMS	0.00	0.00	0.00	0.00	0.00	0.00	0.00
02 3100 735 000	SOFTWARE DISTRICT	0.00	0.00	0.00	0.00	0.00	0.00	0.00
02 3100 735 001	COMPUTER SOFTWARE BHS	0.00	0.00	0.00	0.00	0.00	0.00	0.00
02 3100 735 002	COMPUTER SOFTWARE BE	0.00	0.00	0.00	0.00	0.00	0.00	0.00
02 3100 735 003	COMPUTER SOFTWARE PC	0.00	0.00	0.00	0.00	0.00	0.00	0.00
02 3100 735 004	COMPUTER SOFTWARE HE	0.00	0.00	0.00	0.00	0.00	0.00	0.00
02 3100 735 005	COMPUTER SOFTWARE BMS	0.00	0.00	0.00	0.00	0.00	0.00	0.00
02 3100 735 006	COMPUTER SOFTWARE AP	0.00	0.00	0.00	0.00	0.00	0.00	0.00
02 3100 735 007	COMPUTER SOFTWARE SE	0.00	0.00	0.00	0.00	0.00	0.00	0.00
02 3100 735 008	COMPUTER SOFTWARE BSMS	0.00	0.00	0.00	0.00	0.00	0.00	0.00
02 3100 890 000	OTHER MISC EXPENSES DIST	0.00	0.00	111.18	0.00	(111.18)	0.00	(111.18)
02 3100 890 001	OTHER MISC EXPENSES BHS	0.00	15.60	227.09	0.00	(227.09)	0.00	(227.09)
02 3100 890 002	OTHER MISC EXPENSES BE	0.00	0.00	82.30	0.00	(82.30)	0.00	(82.30)
02 3100 890 003	OTHER MISC EXPENSES PC	0.00	0.00	0.00	0.00	0.00	0.00	0.00
02 3100 890 004	OTHER MISC EXPENSES HE	0.00	0.00	16.05	0.00	(16.05)	0.00	(16.05)
02 3100 890 005	OTHER MISC EXPENSES BMS	0.00	33.40	59.30	0.00	(59.30)	0.00	(59.30)
02 3100 890 006	OTHER MISC EXPENSES AP	0.00	0.00	48.65	0.00	(48.65)	0.00	(48.65)
02 3100 890 007	OTHER MISC EXPENSES SE	0.00	0.00	136.60	0.00	(136.60)	0.00	(136.60)
02 3100 890 008	OTHER MISC EXPENSES BSMS	0.00	0.00	0.00	0.00	0.00	0.00	0.00
3100	FOOD SERVICE OPERATIONS	0.00	289,165.46	796,057.63	0.00	(796,057.63)	0.00	(796,057.63)
02	NUTRITION SERVICES	0.00	289,165.46	796,057.63	0.00	(796,057.63)	0.00	(796,057.63)

Account Number	Account Description	Revised Budget	Expended During Month	Expenditures to Date	% of Budget	Balance at EOM	P/ O Outstanding	Unencumbered Balance
03	DEPRECIATION							
2620	MAINT OF BLDGS							
03 2620 340 000	MAINT OF BLDGS - CONTR SERVICES DIST	0.00	0.00	0.00	0.00	0.00	0.00	0.00
2620	MAINT OF BLDGS	0.00	0.00	0.00	0.00	0.00	0.00	0.00
2900	OTHER SUPPORT SERVICES							
03 2900 340 000	OTHER PROF SERVICES DIST	0.00	0.00	0.00	0.00	0.00	0.00	0.00
03 2900 350 000	TECHNICAL SERVICES DIST	0.00	0.00	0.00	0.00	0.00	0.00	0.00
03 2900 440 000	RENTALS - OTHER DIST	0.00	0.00	0.00	0.00	0.00	0.00	0.00
03 2900 450 000	CONSTR SERVICES DIST	0.00	0.00	0.00	0.00	0.00	0.00	0.00
03 2900 490 000	OTHER PURCH SERVICES DIST	0.00	0.00	0.00	0.00	0.00	0.00	0.00
03 2900 610 000	SUPPLIES DIST	0.00	0.00	0.00	0.00	0.00	0.00	0.00
03 2900 621 000	NATURAL GAS DIST	0.00	0.00	0.00	0.00	0.00	0.00	0.00
03 2900 626 000	GAS AND OIL DIST	0.00	0.00	0.00	0.00	0.00	0.00	0.00
03 2900 640 000	BOOKS & PERIODICALS DIST	0.00	0.00	0.00	0.00	0.00	0.00	0.00
03 2900 641 000	E-BOOKS DIST	0.00	0.00	0.00	0.00	0.00	0.00	0.00
03 2900 643 000	WEB/CLOUD BASED SOFTWARE DIST	0.00	0.00	0.00	0.00	0.00	0.00	0.00
03 2900 650 000	SUPPLIES-TECHNOLOGY RELATED DIST	0.00	0.00	0.00	0.00	0.00	0.00	0.00
03 2900 730 000	EQUIPMENT DIST	0.00	0.00	0.00	0.00	0.00	0.00	0.00
03 2900 732 000	VEHICLE ACQUISITION DIST	0.00	0.00	24,899.00	0.00	(24,899.00)	0.00	(24,899.00)
03 2900 733 000	FURN & EQUIP DIST	0.00	0.00	0.00	0.00	0.00	0.00	0.00
03 2900 734 000	HARDWARE DIST	0.00	0.00	0.00	0.00	0.00	0.00	0.00
03 2900 735 000	SOFTWARE DIST	0.00	0.00	0.00	0.00	0.00	0.00	0.00
03 2900 739 000	OTHER EQUIP DIST	0.00	0.00	0.00	0.00	0.00	0.00	0.00
2900	OTHER SUPPORT SERVICES	0.00	0.00	24,899.00	0.00	(24,899.00)	0.00	(24,899.00)
8000	TRANSFERS (OUTGOING)							
03 8000 911 000	TRANSFERS TO GENERAL FUND DIST	0.00	0.00	0.00	0.00	0.00	0.00	0.00
8000	TRANSFERS (OUTGOING)	0.00	0.00	0.00	0.00	0.00	0.00	0.00
03	DEPRECIATION	0.00	0.00	24,899.00	0.00	(24,899.00)	0.00	(24,899.00)

Account Number	Account Description	Revised Budget	Expended During Month	Expenditures to Date	% of Budget	Balance at EOM	P/ O Outstanding	Unencumbered Balance
05	UNEMPLOYMENT - SAVINGS							
2900	OTHER SUPPORT SERVICES							
05 2900 271 000	WORKER'S COMPENSATION TEACH/PROF DIST	0.00	3,664.61	3,664.61	0.00	(3,664.61)	0.00	(3,664.61)
2900	OTHER SUPPORT SERVICES	0.00	3,664.61	3,664.61	0.00	(3,664.61)	0.00	(3,664.61)
05	UNEMPLOYMENT - SAVINGS	0.00	3,664.61	3,664.61	0.00	(3,664.61)	0.00	(3,664.61)

Account Number	Account Description	Revised Budget	Expended During Month	Expenditures to Date	% of Budget	Balance at EOM	P/ O Outstanding	Unencumbered Balance
13 4500 734 003	BLDG ACQ & CONSTR - COMP HDWE PC	0.00	0.00	0.00	0.00	0.00	0.00	0.00
13 4500 734 004	BLDG ACQ & CONSTR - COMP HDWE HE	0.00	0.00	0.00	0.00	0.00	0.00	0.00
13 4500 734 005	BLDG ACQ & CONSTR - COMP HDWE BMS	0.00	0.00	0.00	0.00	0.00	0.00	0.00
13 4500 734 006	BLDG ACQ & CONSTR - COMP HDWE AP	0.00	0.00	0.00	0.00	0.00	0.00	0.00
13 4500 734 007	BLDG ACQ & CONSTR - COMP HDWE SE	0.00	0.00	0.00	0.00	0.00	0.00	0.00
13 4500 734 008	BLDG ACQ & CONSTR - COMP HDWE BSMS	0.00	0.00	0.00	0.00	0.00	0.00	0.00
13 4500 739 000	BLDG ACQ & CONSTR - EQUIPMENT DIST	0.00	0.00	0.00	0.00	0.00	0.00	0.00
13 4500 739 001	BLDG ACQ & CONSTR - EQUIPMENT BHS	0.00	0.00	0.00	0.00	0.00	0.00	0.00
13 4500 739 002	BLDG ACQ & CONSTR - EQUIPMENT BE	0.00	0.00	0.00	0.00	0.00	0.00	0.00
13 4500 739 003	BLDG ACQ & CONSTR - EQUIPMENT PC	0.00	0.00	0.00	0.00	0.00	0.00	0.00
13 4500 739 004	BLDG ACQ & CONSTR - EQUIPMENT HE	0.00	0.00	0.00	0.00	0.00	0.00	0.00
13 4500 739 005	BLDG ACQ & CONSTR - EQUIPMENT BMS	0.00	0.00	0.00	0.00	0.00	0.00	0.00
13 4500 739 006	BLDG ACQ & CONSTR - EQUIPMENT AP	0.00	0.00	0.00	0.00	0.00	0.00	0.00
13 4500 739 007	BLDG ACQ & CONSTR - EQUIPMENT SE	0.00	0.00	0.00	0.00	0.00	0.00	0.00
13 4500 739 008	BLDG ACQ & CONSTR - EQUIPMENT BSMS	0.00	0.00	0.00	0.00	0.00	0.00	0.00
13 4500 890 000	BLDG ACQ & CONSTR - OTHER MISC EXP	0.00	0.00	0.00	0.00	0.00	0.00	0.00
4500	BLDG ACQ & CONSTR	0.00	978,655.86	3,202,113.82	0.00	(3,202,113.82)	0.00	(3,202,113.82)
5000	DEBT SERVICES							
13 5000 807 000	REPAYMENT OF TAXES FOR REVALUED PROP	0.00	0.00	0.00	0.00	0.00	0.00	0.00
13 5000 831 000	REDEMPTION OF PRINCIPAL	0.00	0.00	0.00	0.00	0.00	0.00	0.00
13 5000 832 000	DEBT SERVICE INTEREST	0.00	0.00	0.00	0.00	0.00	0.00	0.00
13 5000 833 000	BOND ISS & OTHER DEBT-RELATED COSTS	0.00	0.00	0.00	0.00	0.00	0.00	0.00
5000	DEBT SERVICES	0.00	0.00	0.00	0.00	0.00	0.00	0.00
13	SPECIAL BUILDING FUND - CHECKING	0.00	978,655.86	3,257,466.91	0.00	(3,257,466.91)	0.00	(3,257,466.91)

12/08/2025 12:31 PM

User ID: LURVELYNN

Account Number	Account Description	Revised Budget	Expended During Month	Expenditures to Date	% of Budget	Balance at EOM	P/ O Outstanding	Unencumbered Balance
21 2900 610 001 720	BHS French	0.00	0.00	77.08	0.00	(77.08)	0.00	(77.08)
21 2900 610 001 750	BHS Journalism	0.00	0.00	0.00	0.00	0.00	0.00	0.00
21 2900 610 001 800	BHS Miscellaneous	0.00	148.35	5,003.69	0.00	(5,003.69)	0.00	(5,003.69)
21 2900 610 001 801	BHS Robotics	0.00	0.00	1,502.22	0.00	(1,502.22)	180.00	(1,682.22)
21 2900 610 001 802	BHS Quiz Bowl	0.00	0.00	0.00	0.00	0.00	50.00	(50.00)
21 2900 610 001 804	BHS Multi Cultural Club	0.00	213.96	400.02	0.00	(400.02)	14.96	(414.98)
21 2900 610 001 805	BHS Boys' Youth Basketball	0.00	84.78	546.99	0.00	(546.99)	3,365.22	(3,912.21)
21 2900 610 001 806	BHS Outdoor Club	0.00	0.00	110.66	0.00	(110.66)	0.00	(110.66)
21 2900 610 001 807	BHS Key Club	0.00	0.00	0.00	0.00	0.00	0.00	0.00
21 2900 610 001 809	BHS National Honor Society	0.00	46.28	46.28	0.00	(46.28)	0.00	(46.28)
21 2900 610 001 811	BHS Prism Club	0.00	0.00	0.00	0.00	0.00	0.00	0.00
21 2900 610 001 820	BHS Environmental Science	0.00	0.00	0.00	0.00	0.00	0.00	0.00
21 2900 610 001 825	BHS Girls' Youth Basketball	0.00	0.00	75.00	0.00	(75.00)	0.00	(75.00)
21 2900 610 001 830	BHS PSAT/AP	0.00	2,083.50	2,083.50	0.00	(2,083.50)	0.00	(2,083.50)
21 2900 610 001 835	BHS Drivers' Education	0.00	0.00	0.00	0.00	0.00	0.00	0.00
21 2900 610 001 840	BHS Baylor Test Prep	0.00	0.00	0.00	0.00	0.00	0.00	0.00
21 2900 610 001 850	BHS Post Prom	0.00	0.00	0.00	0.00	0.00	0.00	0.00
21 2900 610 001 865	BHS Engineering	0.00	0.00	0.00	0.00	0.00	0.00	0.00
21 2900 610 001 890	BHS Student Senate	0.00	524.20	5,540.74	0.00	(5,540.74)	0.00	(5,540.74)
21 2900 610 001 900	BHS Music	0.00	0.00	0.00	0.00	0.00	0.00	0.00
21 2900 610 001 905	BHS Music Student Fundraising	0.00	0.00	0.00	0.00	0.00	0.00	0.00
21 2900 610 001 910	BHS Musical	0.00	0.00	0.00	0.00	0.00	0.00	0.00
21 2900 610 001 915	BHS Music Resale	0.00	0.00	0.00	0.00	0.00	0.00	0.00
21 2900 610 001 950	BHS Vocational	0.00	0.00	0.00	0.00	0.00	0.00	0.00
21 2900 610 001 952	BHS Art Lab	0.00	84.26	84.26	0.00	(84.26)	0.00	(84.26)
21 2900 610 001 953	BHS Art International Travel	0.00	0.00	0.00	0.00	0.00	0.00	0.00
21 2900 610 001 955	BHS Shop	0.00	0.00	0.00	0.00	0.00	0.00	0.00
21 2900 610 001 970	BHS Library	0.00	0.00	0.00	0.00	0.00	0.00	0.00
21 2900 610 002 210	BE Band Resale	0.00	0.00	0.00	0.00	0.00	0.00	0.00
21 2900 610 002 550	BE Miscellaneous	0.00	0.00	491.53	0.00	(491.53)	0.00	(491.53)
21 2900 610 002 555	BE Yearbook	0.00	0.00	0.00	0.00	0.00	0.00	0.00
21 2900 610 002 590	BE Student Council	0.00	0.00	266.48	0.00	(266.48)	625.00	(891.48)
21 2900 610 002 975	BE Library	0.00	57.48	689.07	0.00	(689.07)	0.00	(689.07)
21 2900 610 003 215	PC Band Resale	0.00	0.00	0.00	0.00	0.00	0.00	0.00
21 2900 610 003 505	PC Student Council	0.00	0.00	0.00	0.00	0.00	0.00	0.00
21 2900 610 003 557	PC Miscellaneous	0.00	0.00	0.00	0.00	0.00	0.00	0.00
21 2900 610 003 558	PC Yearbook	0.00	0.00	0.00	0.00	0.00	0.00	0.00
21 2900 610 003 971	PC Library	0.00	1,347.08	1,347.08	0.00	(1,347.08)	0.00	(1,347.08)
21 2900 610 004 220	HE Band Resale	0.00	0.00	495.00	0.00	(495.00)	0.00	(495.00)
21 2900 610 004 510	HE Student Council	0.00	0.00	54.96	0.00	(54.96)	0.00	(54.96)
21 2900 610 004 560	HE Miscellaneous	0.00	110.00	1,242.66	0.00	(1,242.66)	0.00	(1,242.66)
21 2900 610 004 565	HE Yearbook	0.00	0.00	0.00	0.00	0.00	0.00	0.00
21 2900 610 004 995	HE Library	0.00	199.80	544.80	0.00	(544.80)	0.00	(544.80)
21 2900 610 005 101	BMS Athletics	0.00	0.00	578.41	0.00	(578.41)	0.00	(578.41)
21 2900 610 005 110	BMS Football	0.00	0.00	2,549.76	0.00	(2,549.76)	0.00	(2,549.76)
21 2900 610 005 112	BMS Track	0.00	0.00	0.00	0.00	0.00	0.00	0.00
21 2900 610 005 120	BMS Volleyball	0.00	0.00	1,333.80	0.00	(1,333.80)	0.00	(1,333.80)
21 2900 610 005 130	BMS Boys' Basketball	0.00	1,440.00	1,677.70	0.00	(1,677.70)	0.00	(1,677.70)
21 2900 610 005 140	BMS Girls' Basketball	0.00	0.00	0.00	0.00	0.00	0.00	0.00
21 2900 610 005 146	BMS Cross Country	0.00	0.00	1,283.50	0.00	(1,283.50)	126.28	(1,409.78)
21 2900 610 005 185	BMS Wrestling	0.00	987.95	987.95	0.00	(987.95)	0.00	(987.95)
21 2900 610 005 601	BMS FBLA	0.00	0.00	0.00	0.00	0.00	0.00	0.00
21 2900 610 005 803	BMS Robotics	0.00	0.00	0.00	0.00	0.00	0.00	0.00
21 2900 610 005 810	BMS PTO	0.00	0.00	0.00	0.00	0.00	0.00	0.00
21 2900 610 005 845	BMS Yearbook	0.00	149.15	231.15	0.00	(231.15)	0.00	(231.15)

12/08/2025 12:31 PM

User ID: LURVELYNN

Account Number	Account Description	Revised Budget	Expended During Month	Expenditures to Date	% of Budget	Balance at EOM	P/ O Outstanding	Unencumbered Balance
21 2900 610 005 860	BMS Engineering	0.00	0.00	0.00	0.00	0.00	0.00	0.00
21 2900 610 005 870	BMS Leadership Group	0.00	0.00	0.00	0.00	0.00	0.00	0.00
21 2900 610 005 872	BMS Service Club	0.00	0.00	0.00	0.00	0.00	0.00	0.00
21 2900 610 005 891	BMS Student Senate	0.00	0.00	0.00	0.00	0.00	0.00	0.00
21 2900 610 005 892	BMS Cooking Club	0.00	111.87	111.87	0.00	(111.87)	99.32	(211.19)
21 2900 610 005 893	BMS Miscellaneous	0.00	0.00	0.00	0.00	0.00	0.00	0.00
21 2900 610 005 916	BMS Music Resale	0.00	0.00	0.00	0.00	0.00	0.00	0.00
21 2900 610 005 951	BMS Tech & Living	0.00	0.00	0.00	0.00	0.00	0.00	0.00
21 2900 610 005 996	BMS Library	0.00	0.00	659.00	0.00	(659.00)	0.00	(659.00)
21 2900 610 006 221	AP Band Resale	0.00	0.00	1,033.42	0.00	(1,033.42)	0.00	(1,033.42)
21 2900 610 006 511	AP Student Council	0.00	338.00	338.00	0.00	(338.00)	0.00	(338.00)
21 2900 610 006 561	AP Miscellaneous	0.00	440.36	960.85	0.00	(960.85)	0.00	(960.85)
21 2900 610 006 566	AP Yearbook	0.00	0.00	0.00	0.00	0.00	0.00	0.00
21 2900 610 006 976	AP Library	0.00	58.00	58.00	0.00	(58.00)	44.45	(102.45)
21 2900 610 007 222	SE Band Resale	0.00	0.00	0.00	0.00	0.00	0.00	0.00
21 2900 610 007 512	SE Student Council	0.00	0.00	210.64	0.00	(210.64)	0.00	(210.64)
21 2900 610 007 567	SE Miscellaneous	0.00	0.00	0.00	0.00	0.00	0.00	0.00
21 2900 610 007 568	SE Yearbook	0.00	0.00	0.00	0.00	0.00	0.00	0.00
21 2900 610 007 972	SE Library	0.00	0.00	105.00	0.00	(105.00)	1,877.69	(1,982.69)
21 2900 610 008 102	BSMS Athletics	0.00	2,124.99	2,764.37	0.00	(2,764.37)	0.00	(2,764.37)
21 2900 610 008 121	BSMS Football	0.00	0.00	2,065.00	0.00	(2,065.00)	0.00	(2,065.00)
21 2900 610 008 122	BSMS Track	0.00	0.00	0.00	0.00	0.00	307.50	(307.50)
21 2900 610 008 123	BSMS Volleyball	0.00	0.00	1,080.00	0.00	(1,080.00)	0.00	(1,080.00)
21 2900 610 008 124	BSMS Boys' Basketball	0.00	2,100.00	2,100.00	0.00	(2,100.00)	0.00	(2,100.00)
21 2900 610 008 143	BSMS Girls' Basketball	0.00	0.00	0.00	0.00	0.00	401.35	(401.35)
21 2900 610 008 147	BSMS Cross Country	0.00	24.00	464.00	0.00	(464.00)	0.00	(464.00)
21 2900 610 008 186	BSMS Wrestling	0.00	418.00	418.00	0.00	(418.00)	264.00	(682.00)
21 2900 610 008 602	BSMS FBLA	0.00	0.00	0.00	0.00	0.00	0.00	0.00
21 2900 610 008 808	BSMS Robotics	0.00	0.00	0.00	0.00	0.00	0.00	0.00
21 2900 610 008 846	BSMS Yearbook	0.00	0.00	0.00	0.00	0.00	0.00	0.00
21 2900 610 008 861	BSMS Engineering	0.00	0.00	0.00	0.00	0.00	0.00	0.00
21 2900 610 008 871	BSMS Service Club	0.00	78.00	78.00	0.00	(78.00)	0.00	(78.00)
21 2900 610 008 894	BSMS Student Senate	0.00	72.00	72.00	0.00	(72.00)	0.00	(72.00)
21 2900 610 008 895	BSMS Cooking Club	0.00	339.44	339.44	0.00	(339.44)	94.33	(433.77)
21 2900 610 008 896	BSMS Miscellaneous	0.00	0.00	0.00	0.00	0.00	0.00	0.00
21 2900 610 008 917	BSMS Music Resale	0.00	0.00	0.00	0.00	0.00	0.00	0.00
21 2900 610 008 997	BSMS Library	0.00	0.00	825.07	0.00	(825.07)	0.00	(825.07)
2900	OTHER SUPPORT SERVICES	0.00	38,331.52	157,357.13	0.00	(157,357.13)	32,200.19	(189,557.32)
21	ACTIVITY FUND	0.00	38,331.52	157,357.13	0.00	(157,357.13)	32,200.19	(189,557.32)

Account Number	Account Description	Revised Budget	Expended During Month	Expenditures to Date	% of Budget	Balance at EOM	P/ O Outstanding	Unencumbered Balance
22	STUDENT FEE FUND							
2190	OTHER PUPIL SUPPORT SERVICES							
22 2190 340 000 670	REPAIRS	0.00	941.49	2,653.89	0.00	(2,653.89)	1,226.50	(3,880.39)
22 2190 610 000 670	SUPPLIES	0.00	0.00	38.56	0.00	(38.56)	0.00	(38.56)
2190	OTHER PUPIL SUPPORT SERVICES	0.00	941.49	2,692.45	0.00	(2,692.45)	1,226.50	(3,918.95)
22	STUDENT FEE FUND	0.00	941.49	2,692.45	0.00	(2,692.45)	1,226.50	(3,918.95)

Account Number	Account Description	Revised Budget	Expended During Month	Expenditures to Date	% of Budget	Balance at EOM	P/ O Outstanding	Unencumbered Balance
25	BOND FUND							
5000	DEBT SERVICES							
25 5000 831 000	REDEMPTION OF PRINCIPAL	0.00	2,328,459.51	2,328,459.51	0.00	(2,328,459.51)	0.00	(2,328,459.51)
25 5000 832 000	DEBT SERVICE INTEREST	0.00	2,650,000.00	2,650,000.00	0.00	(2,650,000.00)	0.00	(2,650,000.00)
25 5000 833 000	BOND ISS & OTHER DEBT-RELATED COSTS	0.00	2,400.00	2,400.00	0.00	(2,400.00)	0.00	(2,400.00)
25 5000 890 000	OTHER MISC EXPENSES	0.00	0.00	0.00	0.00	0.00	0.00	0.00
5000	DEBT SERVICES	0.00	4,980,859.51	4,980,859.51	0.00	(4,980,859.51)	0.00	(4,980,859.51)
25	BOND FUND	0.00	4,980,859.51	4,980,859.51	0.00	(4,980,859.51)	0.00	(4,980,859.51)

Account Number	Account Description	Revised Budget	Expended During Month	Expenditures to Date	% of Budget	Balance at EOM	P/ O Outstanding	Unencumbered Balance
Grand Total:		56,980,007.00	10,649,377.65	22,149,655.92	39.16	34,830,351.08	161,451.92	34,668,899.16

	<u>PIK/Gross</u>	<u>Amount</u>	<u>Expense/ Employer</u>	<u>Adjustment Amount</u>	<u>Check Total</u>	<u>Payee ID</u>	<u>Payee Name</u>	
Checking Account ID: GENERAL								
ADD								
ACTDRIVE Activity Driver			11,662.91					
ACTIVITY Activity			11,646.40					
ADSUPSUBPC Admin Support Sub PC			355.70					
BEREAVE Bereavement			988.80					
CREDITREC Credit Recovery			268.56					
CURR1 Curriculum Work			548.58					
GERTDRIV Route Driver			26,763.33					
HOURLY Hourly			327,148.55					
INHOUSE In-House Sub			1,764.00					
OT Overtime			14,779.41					
OT1 Overtime Act			1,300.43					
PARASUB Substitute Paraprofessional			7,896.96					
PERSONAL Personal			3,899.29					
SATURDAY Saturday School			587.49					
SICK Sick			20,508.60					
SPDRIVE Sped Driver			25,412.94					
SUB Substitute			75,600.00					
SUBLT Substitute Long Term			13,585.00					
VACATION Vacation			2,812.80					
			<hr/>					
			547,529.75					
CONTRACT								
C01 Contract			2,110,487.61					
C02 Contract			669.82					
EXTRADUTY1 Extra Duty			38,533.52					
EXTRADUTY2 Extra Duty			13,447.59					
EXTRADUTY3 Extra Duty			4,585.13					
EXTRADUTY4 Extra Duty			997.20					
EXTRADUTY5 Extra Duty			243.91					
INLIEU Cash in lieu			51,184.99					
LONGEVITY Longevity			3,812.97					
LTD Long Term Disability			5,326.22					
PHONESTIP Cell Phone Stipend			90.00					
			<hr/>					
			2,229,378.96					
DEDUCTION								
403B TSA 403b		4,242.62			4,242.62	403B	403B Consultants LLC	A
403BROTH 403b Roth		2,160.00			2,160.00	403B	403B Consultants LLC	A
AFLAC AFLAC		168.39			168.39	AFLAC	Aflac	A
BCBSMISSED BCBS Missed Ded			790.62		790.62	BCBS	Blue Cross/Blue Shield of NE	
CAFEMED Med Reimb FSA		7,696.33			7,696.33	BPSSECT125	BPS Section 125 Plan	
CAICGROUP CAIC Group		126.83			126.83	AFLACGROUP	Aflac Group Insurance	
CREDITMGMT Garnishment		14.87			14.87	CREDITMGMT	CREDIT MANAGEMENT SERVICES, INC.	
DENTAL Dental		17,691.94	20,443.30		38,135.24	BCBS	Blue Cross/Blue Shield of NE	
DEPCARE Dep Care FSA		7,837.60			7,837.60	BPSSECT125	BPS Section 125 Plan	
HEALTHINS Health Insur			542,320.34		542,320.34	BCBS	Blue Cross/Blue Shield of NE	
HORMANLIFE H.Mann Life		419.94			419.94	HORMANLIFE	Horace Mann Life Insurance Company	
LTDISAB Long Term Disab		5,326.22			5,326.22	MADNATL	Madison National Life Ins. Co., Inc.	
LUCENTGARN Garnishment		598.50			598.50	LUCENTCASH	Lucent Cash	
LVNVGARN Garnishment		528.40			528.40	LVNVGARN	LVNV Funding LLC	
MISSSUREYE Missed Surr Eye		11.60			11.60	SURENCY	Surency Life and Health	
NECHLDSPTT Child Sppt		365.00			365.00	NECHLDSPTT	NCSCP	
NFMGARN Garnishment		467.83			467.83	NFMGARN	NEBRASKA FURNITURE MART	
NISLIFE Life			1,073.10		1,073.10	NISLIFE	Madison National Life Ins. Co, Inc	
NISVOLLIFE Vol Life		1,533.65			1,533.65	NISLIFE	Madison National Life Ins. Co, Inc	
REVCOSOL Garnishment		172.85			172.85	REVCOSOL	Revco Solutions Inc.	
SECURBENE Sec Ben 403b		3,856.67			3,856.67	SECURBENE	SECURITY BENEFIT	

	<u>PIK/Gross</u>	<u>Amount</u>	<u>Expense/ Employer</u>	<u>Adjustment Amount</u>	<u>Check Total</u>	<u>Payee ID</u>	<u>Payee Name</u>	
STANDACCID Accident		2,500.09			2,500.09	STANDARD	Standard Insurance Company	
STANDCRIT Critical		2,091.90			2,091.90	STANDARD	Standard Insurance Company	
STANDHOSP Hospital		1,417.49			1,417.49	STANDARD	Standard Insurance Company	
SURENCYEYE Vision		2,896.66			2,896.66	SURENCY	Surency Life and Health	
TEAMMATES Teammates		511.00			511.00	TEAMMATES	TEAMMATES	
TRUSTMARK Trustmark		3,574.27			3,574.27	TRUSTMARK	TRUSTMARK VOLUNTARY BENEFIT SOLUTIONS INC	
		<u>66,210.65</u>	<u>564,627.36</u>	<u>0.00</u>	<u>630,838.01</u>			
INDIVIDUAL BANK ACCOUNT DEDUCTION								
HSA HSA	479,383.03	16,000.06	24,220.70		40,220.76			D
		<u>16,000.06</u>	<u>24,220.70</u>	<u>0.00</u>	<u>40,220.76</u>			
RET DEDUCTION								
NPERS Retirement	2,609,989.32	208,799.01	191,834.27		400,633.28	BPSBUS	BPS Business Account	
NPERSINC Retirement	2,609,989.32		19,052.99		19,052.99	BPSBUS	BPS Business Account	
		<u>208,799.01</u>	<u>210,887.26</u>	<u>0.00</u>	<u>419,686.27</u>			
TAX								
FIT FIT	2,507,581.00	197,279.30			197,279.30	EFTPS	ELECTRONIC FEDERAL TAX PAYMENT SYSTEM	A
FUTA FUTA	2,776,908.71							
MEDICARE MEDICARE	2,724,479.30	39,686.27	39,505.04		79,191.31	EFTPS	ELECTRONIC FEDERAL TAX PAYMENT SYSTEM	A
SITNE SIT NE	2,507,581.00	86,489.29			86,489.29	BPSBUS	BPS Business Account	
SOCSEC SOC SEC	2,704,342.35	167,669.44	167,669.44		335,338.88	EFTPS	ELECTRONIC FEDERAL TAX PAYMENT SYSTEM	A
SUTANE SUTA NE	2,776,908.71							
WCNE WORK COMP NE	2,776,908.71							
		<u>491,124.30</u>	<u>207,174.48</u>	<u>0.00</u>	<u>698,298.78</u>			
						Net Pay:	1,994,774.69	
						Cash Total:	3,783,818.51	
Non - FIT Taxable Deductions		269,327.71						
Non - SIT Taxable Deductions		269,327.71						
Non - SOC SEC Taxable Deductions		52,429.41						
Non - MEDICARE Taxable Deductions		52,429.41						
Direct Deposits		2,034,995.45						
Automatic Payments		618,380.50						
Adds + Contracts + Deduction Adds		2,776,908.71						

	<u>PIK/Gross</u>	<u>Amount</u>	<u>Expense/ Employer</u>	<u>Adjustment Amount</u>	<u>Check Total</u>	<u>Payee ID</u>	<u>Payee Name</u>	
Checking Account ID: HOTLUNCH								
ADD								
COOKSUB Substitute Cook			6,709.52					
HOURLY Hourly			76,437.88					
PERSONAL Personal			450.73					
SICK Sick			2,762.91					
			<u>86,361.04</u>					
CONTRACT								
C01 Contract			7,562.19					
INLIEU Cash in lieu			936.44					
LTD Long Term Disability			131.51					
			<u>8,630.14</u>					
DEDUCTION								
DENTAL Dental		233.38	253.09		486.47	BCBS	Blue Cross/Blue Shield of NE	
HEALTHINS Health Insur		712.08	4,981.63		5,693.71	BCBS	Blue Cross/Blue Shield of NE	
LTDISAB Long Term Disab		131.51			131.51	MADNATL	Madison National Life Ins. Co., Inc.	
NISLIFE Life			66.15		66.15	NISLIFE	Madison National Life Ins. Co, Inc	
NISVOLLIFE Vol Life		125.82			125.82	NISLIFE	Madison National Life Ins. Co, Inc	
STANDACCID Accident		139.97			139.97	STANDARD	Standard Insurance Company	
STANDCRIT Critical		122.60			122.60	STANDARD	Standard Insurance Company	
STANDHOSP Hospital		50.75			50.75	STANDARD	Standard Insurance Company	
SURENCYEYE Vision		101.64			101.64	SURENCY	Surency Life and Health	
TRUSTMARK Trustmark		123.78			123.78	TRUSTMARK	TRUSTMARK VOLUNTARY BENEFIT SOLUTIONS INC	
		<u>1,741.53</u>	<u>5,300.87</u>	<u>0.00</u>	<u>7,042.40</u>			
RET DEDUCTION								
NPERS Retirement	87,213.71	6,977.13	6,410.21		13,387.34	BPSBUS	BPS Business Account	
NPERSINC Retirement	87,213.71		636.66		636.66	BPSBUS	BPS Business Account	
		<u>6,977.13</u>	<u>7,046.87</u>	<u>0.00</u>	<u>14,024.00</u>			
TAX								
FIT FIT	86,966.95	2,961.39			2,961.39	EFTPS	ELECTRONIC FEDERAL TAX PAYMENT SYSTEM	A
FUTA FUTA	94,991.18							
MEDICARE MEDICARE	93,944.08	1,362.18	1,362.18		2,724.36	EFTPS	ELECTRONIC FEDERAL TAX PAYMENT SYSTEM	A
SITNE SIT NE	86,966.95	1,805.89			1,805.89	BPSBUS	BPS Business Account	
SOCSEC SOC SEC	93,944.08	5,824.58	5,824.58		11,649.16	EFTPS	ELECTRONIC FEDERAL TAX PAYMENT SYSTEM	A
SUTANE SUTA NE	94,991.18							
WCNE WORK COMP NE	94,991.18							
		<u>11,954.04</u>	<u>7,186.76</u>	<u>0.00</u>	<u>19,140.80</u>			
						Net Pay:	74,318.48	
						Cash Total:	114,525.68	
Non - FIT Taxable Deductions		8,024.23						
Non - SIT Taxable Deductions		8,024.23						
Non - SOC SEC Taxable Deductions		1,047.10						
Non - MEDICARE Taxable Deductions		1,047.10						
Direct Deposits		74,318.48						
Automatic Payments		17,334.91						
Adds + Contracts + Deduction Adds		94,991.18						

Vendor Name	Vendor Description	Amount
DEPRECIATION		
TRUCK CENTER COMPANIES		\$99,850.00
Fund Number 03		\$99,850.00
Checking Account ID DEPRCHECK		\$99,850.00
GENERAL FUND CHECKING		
ACCESS SYSTEMS LEASING		\$27,620.51
ACCESS SYSTEMS		\$931.85
ADVANCE AUTO PARTS		\$605.23
AMAZON CAPITAL SERVICES		\$11,575.22
AMPLIFY EDUCATION, INC		\$3,000.00
ARBOR FAMILY COUNSELING		\$6,570.00
ARNOLD MOTOR SUPPLY		\$417.98
Assmann, Kathryn		\$83.51
Barada, Landon		\$186.62
BENNINGTON AUTO INC		\$2,717.57
Biehler, Hallie		\$94.78
Blomenkamp, Matthew		\$165.60
Bombeck, Daniel		\$110.38
Bottorff, Alexandria		\$70.49
Bouaphakeo, Ann		\$115.92
BOUND TO STAY BOUND BOOKS		\$388.41
BOYS TOWN NATIONAL RESEARCH HOSPITAL		\$6,384.07
BOYS TOWN		\$6,600.00
CERRIS SYSTEMS		\$36,398.91
Christensen, Jamie		\$311.85
CITY OF BENNINGTON		\$57,000.00
CLEAN WATER GUYS INC		\$241.25
Coble-Obermeyer, Kristi		\$21.84
CONTROLLED RAIN		\$3,475.00
COX BUSINESS		\$1,322.65
CUBBY'S, INC		\$10,615.95
CULLIGAN		\$41.00
CUMMINS SALES AND SERVICE		\$794.49
DAILY RECORD, THE		\$367.33
DeHart, Melissa		\$67.20
DEMCO, INC		\$84.39
DESIGN 4		\$1,889.71
ECHO GROUP, INC		\$149.84
ELECTRICITY, LLC		\$1,813.90
ELECTRONIC SOUND INC		\$1,328.90
EMBASSY SUITES LINCOLN		\$1,790.00
Engel, Olivia		\$45.64
ESU 3		\$44,103.36
ESU COORDINATING COUNCIL		\$2,535.03
FIBER PLATFORM, LLC		\$2,190.59
FILTER SHOP, INC		\$2,043.40
FIRST STUDENT, INC		\$36,090.86
Fitzgerald, Abby		\$168.50
FOLLETT CONTENT SOLUTIONS, LLC		\$927.22
GHIMIRE, GANGA		\$120.00
GRACENOTES LLC		\$372.00
GRAINGER		\$478.08
GUMDROP BOOKS		\$24.95

Vendor Name	Vendor Description	Amount
Gutz, Stacy		\$85.40
HAND2MIND, INC		\$127.42
HARLOW'S SCHOOL BUS SERVICE, INC.		\$14,238.40
HD SUPPLY, INC.		\$5,791.40
HILAND DAIRY, INC.		\$20.86
HOUGHTON MIFFLIN HARCOURT PUBLISHING CO.		\$3,390.00
HY-VEE INC		\$1,069.84
I3 BANK		\$80.00
Ingram, Zavaire		\$187.18
INLAND TRUCK PARTS COMPANY		\$2,583.21
INTERSTATE POWER SYSTEMS, INC		\$9,784.56
Johanek, Jay		\$109.20
JOHN DEERE FINANCIAL		\$352.81
JUST FOR KIDS THERAPY INC		\$25,633.50
Kalina, Gerald		\$93.80
Kessell, Christopher		\$536.20
KIEWIT LUMINARIUM		\$630.00
Korbel, Alysha		\$102.34
Kramer, Brittany		\$271.32
KUTA SOFTWARE LLC		\$1,016.00
Lamberty, Gregory		\$140.70
LEGACY LANDSCAPE & SUPPLY INC.		\$8,550.00
LIFETRACK SERVICES		\$2,011.50
Loptin, Robbie		\$82.60
MACALESTER COLLEGE		\$800.00
MAX ABILITY THERAPY SERVICES		\$8,112.75
MAXIM HEALTH CARE SERVICES		\$2,335.88
METROPOLITAN UTILITIES DISTRICT		\$22,779.00
MIDAMERICA BOOKS		\$512.95
MIDWEST BUS PARTS		\$103.44
Moore, Cherinda		\$93.50
Moore, Jeffrey		\$155.64
NEBRASKA ASSOC. OF SCHOOL BOARDS		\$1,302.00
NEBRASKA CHAPTER OF NATIONAL SCHOOL PUBLIC RELATIONS ASSOC		\$35.00
NEBRASKA CHORAL DIRECTORS ASSOC		\$3,200.00
NEBRASKA PEDIATRIC PRACTICE INC		\$5,000.00
NEBRASKA SAFETY CENTER		\$230.00
NEBRASKA STATE BANDMASTERS ASSOC		\$40.00
NEBRASKA TURF PRODUCTS		\$1,500.00
NEBRASKA.GOV		\$475.00
NMC INC		\$207.32
OCCUPATIONAL HEALTH CENTERS OF NE, P.C.		\$253.00
OFFICE DEPOT, INC		\$81.85
ONE SOURCE		\$785.65
OPPD		\$75,547.00
PERRY LAW FIRM		\$3,955.40
PITNEY BOWES		\$723.33
Plas, Aaron		\$277.90
POPCO INC., DBA IDEAL PURE WATER		\$5.00
PORT-A-JOHNS INC		\$275.00
PRECISION MILLWORK CO.		\$7,163.00
PRO-ED, INC		\$919.60
RADIO ENGINEERING INDUSTRIES		\$6,072.00
Reinwald, Alexander		\$91.00

Vendor Name	Vendor Description	Amount
RTG BUILDING SERVICES, INC		\$81,527.08
SCHOOL SPECIALTY LLC		\$1,426.62
Sindelar, Kathryn		\$279.58
Spilker-Kinning, Jessica		\$247.50
SPORTS FACILITY MAINTENANCE, LLC		\$12,414.00
STAPLES		\$7,560.46
STEINKE, SUSAN		\$222.00
STERICYCLE, INC		\$872.17
Stuart, Jyntri		\$1,775.90
Suing, Jocelyn		\$585.38
SUMMIT FIRE PROTECTION CO.		\$14,072.49
Taylor, Janel		\$36.12
Thoendel, Shannon		\$107.80
Townsend, Jake		\$32.20
TRAN, TRINH		\$60.00
TRANE US INC		\$4,150.00
TRUCK CENTER COMPANIES		\$4,508.58
TURFWERKS		\$153.71
Uchtman, Robert		\$61.60
Underwood, Sheryl		\$176.40
UNIVERSITY OF NE AT OMAHA - MOEC		\$75.00
US BANK		\$19,827.97
USIC LOCATING SERVICES, LLC		\$129.48
VENTRIS LEARNING LLC		\$320.00
VERIZON		\$451.94
VISITING NURSE HEALTH SERVICES		\$15,812.50
VOSS, DOUGLAS		\$1,713.60
WALDINGER CORPORATION, THE		\$765.76
WEST MUSIC		\$98.85
WEVIDEO INC		\$1,294.36
WHC NE, LLC DBA ZTRIP		\$7,405.46
WHITE CASTLE ROOFING		\$7,846.00
WM CORPORATE SERVICES, INC		\$7,837.04
Woodrich, Katie		\$14.42
Young, Norise		\$80.92
ZUM SERVICES INC.		\$2,302.80
Fund Number 01		<u>\$690,618.12</u>
Checking Account ID GENERAL		<u>\$690,618.12</u>
SPECIAL BUILDING FUND - CHECKING		
HAUSMANN CONSTRUCTION, INC		\$1,434,427.97
OLSSON ASSOCIATES		\$1,650.00
SHORT ELLIOTT HENDRICKSON, INC		\$5,760.00
TERRACON CONSULTANTS INC		\$9,072.00
Fund Number 13		<u>\$1,450,909.97</u>
Checking Account ID SPECBLDG		<u>\$1,450,909.97</u>

12/08/2025 12:35 PM

User ID: LURVELYNN

Fund Number		Beginning Cash	Revenues	Expenses	Payables Change	Ending Cash
01	GENERAL FUND CHECKING	1,549,029.54	319,432.33	(4,357,759.20)	0.00	415,068.95
02	NUTRITION SERVICES	987,917.43	256,601.59	(289,165.46)	0.00	955,353.56
03	DEPRECIATION	150,047.23	42.21	0.00	0.00	150,089.44
04	SPECIAL BUILDING FUND - SAVINGS	92,085.93	628.21	0.00	0.00	92,714.14
05	UNEMPLOYMENT - SAVINGS	16,064.41	1.15	(3,664.61)	0.00	12,400.95
06	GENERAL - SAVINGS	539,198.16	308,331.31	0.00	0.00	358,331.31
08	BUSINESS ACCT	15,500.00	0.00	0.00	0.00	15,500.00
13	SPECIAL BUILDING FUND - CHECKING	100,033.42	9.04	(978,655.86)	0.00	100,009.04
14	BUILDING FUND - NLAf	9,449,058.54	27,213.74	0.00	0.00	8,497,649.84
15	QSC BONDS - NLAf	0.01	0.00	0.00	0.00	0.01
16	QSC BONDS -SAVINGS	30,704.55	2.36	0.00	0.00	30,706.91
18	GENERAL FUND CDARS	7,594,835.10	17,914.91	0.00	0.00	5,197,581.89
19	BUILDING FUND CDARS	377,372.55	1,097.46	0.00	0.00	378,470.01
20	DEPRECIATION CDARS	5,168,963.24	15,032.09	0.00	0.00	5,183,995.33
21	ACTIVITY FUND	641,776.84	45,561.64	(38,331.52)	0.00	649,006.96
22	STUDENT FEE FUND	73,605.34	1,032.25	(941.49)	0.00	73,696.10
24	QSC BONDS CDARS	651,022.27	1,893.23	0.00	0.00	652,915.50
25	BOND FUND	10,648,574.77	67,310.47	(4,980,859.51)	0.00	5,735,025.73
27	UNEMPLOYMENT CDARS	292,797.67	851.42	0.00	0.00	293,649.09
Grand Total:		38,378,587.00	1,062,955.41	(10,649,377.65)	0.00	28,792,164.76

Vendor Name	Vendor Description	Amount
NUTRITION SERVICES		
AMAZON CAPITAL SERVICES		\$206.88
CDW GOVERNMENT		\$4,775.85
Childers, Patricia		\$4.41
CINTAS CORPORATION		\$1,069.54
FOOD DISTRIBUTION PROGRAM		\$348.00
FOX, SHELBY		\$33.40
GENERAL PARTS LLC		\$332.20
GREATER OMAHA REFRIGERATION		\$917.83
HILAND DAIRY, INC.		\$20,694.53
PEPSICO		\$9,480.88
PERFORMANCE FOODSERVICE		\$123,891.65
ROTELLA'S ITALIAN BAKERY		\$4,923.90
URBANEC, SALLY		\$15.60
US BANK		\$4,086.49
US FOODS, INC.		\$690.60
WALDINGER CORPORATION, THE		\$3,010.24
Watsabaugh, Tracy		\$157.78
Fund Number 02		<hr/> \$174,639.78
Checking Account ID HOTLUNCH		<hr/> \$174,639.78

Vendor Name	Vendor Description	Amount
ACTIVITY FUND		
ABELS, SCOT		\$140.00
Allen, Susan		\$160.00
AMAZON CAPITAL SERVICES		\$665.78
APPLE INC		\$658.00
ARCHIE, JASMINE		\$360.00
AVEL & CO		\$840.00
AWARDS UNLIMITED, INC.		\$421.20
BALKOVEC, STEVEN		\$630.00
Becker, Jane		\$190.53
BENNINGTON BOOSTERS CLUB		\$182.00
BENNINGTON FIRE DEPARTMENT		\$1,500.00
BOWERS, RYAN		\$630.00
BROWN, JAYDEN		\$450.00
BSN SPORTS LLC		\$2,791.82
COLLEGEBOARD		\$2,083.50
COOKSEY, PAUL		\$120.00
COOLEY, STEVEN		\$120.00
ELKHORN RIDGE MIDDLE SCHOOL		\$200.00
FOLLETT CONTENT SOLUTIONS, LLC		\$257.28
GREATER OMAHA LEAGUE OF DEBATE		\$75.00
GRETNA EAST HIGH SCHOOL		\$215.71
HAMMOND, NEIL		\$109.00
HAMPTON INN - KEARNEY		\$1,145.00
HAMPTON INN SCOTTSBLUFF		\$990.00
Hansen, Samantha		\$236.61
HAUFF MID AMERICA SPORTS		\$992.72
HOLIDAY INN KEARNEY		\$124.95
HY-VEE INC		\$303.69
INK IMAGES CUSTOM APPAREL		\$395.66
JC BIOMEDICAL INC		\$257.00
KOPECKY, JEFF		\$0.00
LEGACY LANDSCAPE & SUPPLY INC.		\$4,104.00
MCCORMICK'S GROUP LLC		\$2,124.99
NEBRASKA COACHES ASSOC		\$900.00
NORFOLK HIGH SCHOOL		\$100.00
NSAA		\$1,376.27
OMAHA SPORTS COMMISSION		\$24.00
PLATTSMOUTH COMMUNITY SCHOOLS		\$315.12
POM EXPRESS		\$1,340.00
RALSTON HIGH SCHOOL		\$60.00
RIDDELL ALL AMERICAN SPORTS CORP		\$786.83
SCHLECHT, MINDY		\$75.00
SCHOLASTIC BOOK FAIRS - 8		\$1,405.08
STEPANEK, NEAL		\$120.00
THOMAS, SYLVESTER		\$75.00
US BANK		\$7,265.69
VOSS, DOUGLAS		\$360.00
WAGEMAN, JOSHUA		\$110.00
WELLWOOD, GERALD		\$270.00
WOLF, RYAN		\$140.00
Fund Number 21		\$38,197.43

Checking Account ID ACTIVITY \$38,197.43

<u>Chart of Account Number</u>	<u>Chart of Account Description</u>	<u>Beginning Balance</u>	<u>Expenses</u>	<u>Revenues</u>	<u>Balance Change</u>	<u>Balance</u>
21 765 0100	BHS Athletics	50,661.55	808.07	(3,319.50)	0.00	46,533.98
21 765 0101	BMS Athletics	58,337.72	0.00	0.00	0.00	58,337.72
21 765 0102	BSMS Athletics	23,657.11	2,124.99	302.00	0.00	21,834.12
21 765 0105	BHS Football	19,866.89	2,961.48	8,571.00	0.00	25,476.41
21 765 0110	BMS Football	(18,420.97)	0.00	0.00	0.00	(18,420.97)
21 765 0111	BHS Varsity Track	4,795.95	0.00	365.05	0.00	5,161.00
21 765 0112	BMS Track	(6,300.36)	0.00	0.00	0.00	(6,300.36)
21 765 0113	BHS Athletic Training	3,311.73	0.00	789.87	0.00	4,101.60
21 765 0114	BHS Uniforms	15,335.04	0.00	0.00	0.00	15,335.04
21 765 0115	BHS Volleyball	4,841.93	1,074.62	1,098.00	0.00	4,865.31
21 765 0116	BHS Lodging/Meals	8,852.17	2,767.90	0.00	0.00	6,084.27
21 765 0117	BHS Dues/Fees	1,743.49	0.00	0.00	0.00	1,743.49
21 765 0118	BHS Cross Country Club	2,309.03	262.16	36.00	0.00	2,082.87
21 765 0119	BHS Baseball	7,779.00	64.24	0.00	0.00	7,714.76
21 765 0120	BMS Volleyball	7,077.43	0.00	0.00	0.00	7,077.43
21 765 0121	BSMS Football	(3,717.53)	0.00	0.00	0.00	(3,717.53)
21 765 0122	BSMS Track	208.62	0.00	0.00	0.00	208.62
21 765 0123	BSMS Volleyball	3,573.92	0.00	0.00	0.00	3,573.92
21 765 0124	BSMS Boys' Basketball	1,450.04	2,100.00	964.00	0.00	314.04
21 765 0125	BHS Boys' Basketball	3,511.63	2,133.71	0.00	0.00	1,377.92
21 765 0130	BMS Boys' Basketball	(1,468.85)	1,440.00	1,188.00	0.00	(1,720.85)
21 765 0131	BHS Unified Track & Field	380.00	0.00	0.00	0.00	380.00
21 765 0132	BHS Unified Track & Field Club	74.24	0.00	0.00	0.00	74.24
21 765 0135	BHS Girls' Basketball	5,915.99	1,078.11	1,600.00	0.00	6,437.88
21 765 0140	BMS Girls' Basketball	(4,371.13)	0.00	0.00	0.00	(4,371.13)
21 765 0141	BHS Baseball Club	1,473.17	0.00	0.00	0.00	1,473.17
21 765 0142	BHS Volleyball Club	12,783.00	95.00	0.00	0.00	12,688.00
21 765 0143	BSMS Girls' Basketball	115.55	0.00	0.00	0.00	115.55
21 765 0145	BHS Cross Country	2,413.29	0.00	533.60	0.00	2,946.89
21 765 0146	BMS Cross Country	(2,364.77)	0.00	150.00	0.00	(2,214.77)
21 765 0147	BSMS Cross Country	(585.00)	24.00	0.00	0.00	(609.00)
21 765 0150	BHS Boys' Golf	5,784.65	0.00	0.00	0.00	5,784.65
21 765 0151	BHS Softball Club	1,259.02	71.92	0.00	0.00	1,187.10
21 765 0152	BHS Boys' Soccer	3,830.88	0.00	0.00	0.00	3,830.88
21 765 0153	BHS Boys' Soccer Fundraising	2,057.77	0.00	1,003.38	0.00	3,061.15
21 765 0155	BHS Girls' Golf	1,049.32	1,100.40	215.00	0.00	163.92
21 765 0156	BHS Girls' Tennis	1,892.13	0.00	0.00	0.00	1,892.13
21 765 0164	BHS Girls' Soccer	4,067.33	0.00	0.00	0.00	4,067.33

<u>Chart of Account Number</u>	<u>Chart of Account Description</u>	<u>Beginning Balance</u>	<u>Expenses</u>	<u>Revenues</u>	<u>Balance Change</u>	<u>Balance</u>
21 765 0165	BHS Girls' Soccer Fundraising	4,648.95	0.00	0.00	0.00	4,648.95
21 765 0166	BHS Girls' Tennis Club	2,649.79	0.00	0.00	0.00	2,649.79
21 765 0180	BHS Wrestling	3,026.15	1,175.00	0.00	0.00	1,851.15
21 765 0185	BMS Wrestling	(4,746.32)	987.95	481.00	0.00	(5,253.27)
21 765 0186	BSMS Wrestling	224.24	418.00	0.00	0.00	(193.76)
21 765 0190	BHS Girls' Softball	3,691.26	0.00	479.00	0.00	4,170.26
21 765 0191	BHS Unified Bowling	2,506.57	0.00	300.00	0.00	2,806.57
21 765 0192	BHS Boys' Golf Club	1,380.86	0.00	0.00	0.00	1,380.86
21 765 0193	BHS Girls' Golf Club	1,741.28	0.00	0.00	0.00	1,741.28
21 765 0194	BHS Unified Bowling Club	900.00	0.00	0.00	0.00	900.00
21 765 0195	BHS Track Club	12,860.22	0.00	0.00	0.00	12,860.22
21 765 0196	BHS Football Club	3,272.87	1,017.59	0.00	0.00	2,255.28
21 765 0197	BHS Wrestling Club	5,288.52	356.72	0.00	0.00	4,931.80
21 765 0200	BHS Band	12,268.98	257.25	225.00	0.00	12,236.73
21 765 0205	BHS Flag Corp	(2,208.48)	0.00	0.00	0.00	(2,208.48)
21 765 0210	BE Band Resale	73.56	0.00	0.00	0.00	73.56
21 765 0215	PC Band Resale	30.90	0.00	0.00	0.00	30.90
21 765 0220	HE Band Resale	3,516.00	0.00	0.00	0.00	3,516.00
21 765 0221	AP Band Resale	772.48	0.00	166.00	0.00	938.48
21 765 0222	SE Band Resale	0.00	0.00	0.00	0.00	0.00
21 765 0250	BHS Band Fundraising	0.00	0.00	0.00	0.00	0.00
21 765 0300	BHS Dance Team	9,809.67	3,880.00	4,515.00	0.00	10,444.67
21 765 0351	BHS Wrestling Cheerleading	0.00	0.00	0.00	0.00	0.00
21 765 0355	BHS Varsity Cheerleading	5,740.58	520.00	255.00	0.00	5,475.58
21 765 0425	BHS Prom	11,395.83	0.00	0.00	0.00	11,395.83
21 765 0450	BHS Skills USA/VICA	870.27	0.00	0.00	0.00	870.27
21 765 0501	BHS B-Club	222.58	0.00	0.00	0.00	222.58
21 765 0505	PC Student Council	82.86	0.00	0.00	0.00	82.86
21 765 0510	HE Student Council	1,073.01	0.00	0.00	0.00	1,073.01
21 765 0511	AP Student Council	781.29	338.00	0.00	0.00	443.29
21 765 0512	SE Student Council	504.07	0.00	0.00	0.00	504.07
21 765 0550	BE Miscellaneous	13,832.13	0.00	0.00	0.00	13,832.13
21 765 0555	BE Yearbook	1,629.23	0.00	0.00	0.00	1,629.23
21 765 0556	DIST Elementary Spanish	(428.20)	0.00	0.00	0.00	(428.20)
21 765 0557	PC Miscellaneous	17,533.80	0.00	1,020.59	0.00	18,554.39
21 765 0558	PC Yearbook	50.60	0.00	0.00	0.00	50.60
21 765 0559	DIST Washington DC Trip	(55.03)	0.00	1,104.00	0.00	1,048.97
21 765 0560	HE Miscellaneous	10,438.84	110.00	0.00	0.00	10,328.84

<u>Chart of Account Number</u>	<u>Chart of Account Description</u>	<u>Beginning Balance</u>	<u>Expenses</u>	<u>Revenues</u>	<u>Balance Change</u>	<u>Balance</u>
21 765 0561	AP Miscellaneous	19,446.50	440.36	0.00	0.00	19,006.14
21 765 0565	HE Yearbook	0.00	0.00	0.00	0.00	0.00
21 765 0566	AP Yearbook	1,420.00	0.00	0.00	0.00	1,420.00
21 765 0567	SE Miscellaneous	6,998.94	0.00	0.00	0.00	6,998.94
21 765 0568	SE Yearbook	734.30	0.00	0.00	0.00	734.30
21 765 0590	BE Student Council	1,316.02	0.00	586.31	0.00	1,902.33
21 765 0600	BHS FBLA	2,629.54	395.66	724.66	0.00	2,958.54
21 765 0601	BMS FBLA	91.00	0.00	0.00	0.00	91.00
21 765 0602	BSMS FBLA	0.00	0.00	0.00	0.00	0.00
21 765 0650	BHS Fine Arts	0.00	0.00	0.00	0.00	0.00
21 765 0651	BHS Play Production	189.51	551.24	1,426.00	0.00	1,064.27
21 765 0652	BHS Speech	605.97	75.00	116.00	0.00	646.97
21 765 0700	BHS Foreign Language Club (Spanish)	844.08	0.00	0.00	0.00	844.08
21 765 0720	BHS French	292.12	0.00	271.30	0.00	563.42
21 765 0750	BHS Journalism	380.01	0.00	0.00	0.00	380.01
21 765 0800	BHS Miscellaneous	36,678.55	148.35	680.52	0.00	37,210.72
21 765 0801	BHS Robotics	774.51	0.00	0.00	0.00	774.51
21 765 0802	BHS Quiz Bowl	1,651.34	0.00	983.70	0.00	2,635.04
21 765 0803	BMS Robotics	92.00	0.00	0.00	0.00	92.00
21 765 0804	BHS Multi Cultural Club	3,007.83	213.96	0.00	0.00	2,793.87
21 765 0805	BHS Boys' Youth Basketball	7,910.47	84.78	146.18	0.00	7,971.87
21 765 0806	BHS Outdoor Club	2,228.14	0.00	0.00	0.00	2,228.14
21 765 0807	BHS Key Club	3,992.45	0.00	0.00	0.00	3,992.45
21 765 0808	BSMS Robotics	0.00	0.00	0.00	0.00	0.00
21 765 0809	BHS National Honor Society	555.26	46.28	0.00	0.00	508.98
21 765 0810	BMS PTO	0.00	0.00	0.00	0.00	0.00
21 765 0811	BHS Prism Club	47.40	0.00	0.00	0.00	47.40
21 765 0815	DIST Landscaping Fund	314.47	0.00	0.00	0.00	314.47
21 765 0820	BHS Environmental Science	103.33	0.00	0.00	0.00	103.33
21 765 0825	BHS Girls' Youth Basketball	2,307.08	0.00	103.95	0.00	2,411.03
21 765 0830	BHS PSAT/AP	5,686.32	2,083.50	0.00	0.00	3,602.82
21 765 0835	BHS Drivers' Education	353.00	0.00	0.00	0.00	353.00
21 765 0840	BHS Baylor Test Prep	0.00	0.00	0.00	0.00	0.00
21 765 0845	BMS Yearbook	3,579.26	149.15	0.00	0.00	3,430.11
21 765 0846	BSMS Yearbook	4,505.41	0.00	0.00	0.00	4,505.41
21 765 0850	BHS Post Prom	0.00	0.00	0.00	0.00	0.00
21 765 0860	BMS Engineering	1,343.45	0.00	0.00	0.00	1,343.45
21 765 0861	BSMS Engineering	0.00	0.00	0.00	0.00	0.00

<u>Chart of Account Number</u>	<u>Chart of Account Description</u>	<u>Beginning Balance</u>	<u>Expenses</u>	<u>Revenues</u>	<u>Balance Change</u>	<u>Balance</u>
21 765 0865	BHS Engineering	517.92	0.00	0.00	0.00	517.92
21 765 0870	BMS Leadership Group	63.86	0.00	0.00	0.00	63.86
21 765 0871	BSMS Service Club	0.00	78.00	0.00	0.00	(78.00)
21 765 0872	BMS Service Club	439.27	0.00	0.00	0.00	439.27
21 765 0875	DIST Wellness	2,968.23	0.00	0.00	0.00	2,968.23
21 765 0880	DIST Facilities Use	77,176.29	4,104.00	16,500.00	0.00	89,572.29
21 765 0890	BHS Student Senate	29,857.32	524.20	0.00	0.00	29,333.12
21 765 0891	BMS Student Senate	1,192.82	0.00	0.00	0.00	1,192.82
21 765 0892	BMS Cooking Club	2,146.92	111.87	0.00	0.00	2,035.05
21 765 0893	BMS Miscellaneous	7,746.17	0.00	0.00	0.00	7,746.17
21 765 0894	BSMS Student Senate	1,244.49	72.00	0.00	0.00	1,172.49
21 765 0895	BSMS Cooking Club	1,551.79	339.44	0.00	0.00	1,212.35
21 765 0896	BSMS Miscellaneous	7,279.17	0.00	0.00	0.00	7,279.17
21 765 0900	BHS Music	2,188.79	0.00	0.00	0.00	2,188.79
21 765 0905	BHS Music Student Fundraising	0.00	0.00	0.00	0.00	0.00
21 765 0910	BHS Musical	9,393.16	0.00	0.00	0.00	9,393.16
21 765 0915	BHS Music Resale	0.00	0.00	0.00	0.00	0.00
21 765 0916	BMS Music Resale	171.19	0.00	0.00	0.00	171.19
21 765 0917	BSMS Music Resale	231.00	0.00	38.00	0.00	269.00
21 765 0950	BHS Vocational	183.96	0.00	0.00	0.00	183.96
21 765 0951	BMS Tech & Living	0.00	0.00	0.00	0.00	0.00
21 765 0952	BHS Art Lab	160.00	84.26	1,000.00	0.00	1,075.74
21 765 0953	BHS Art International Travel	0.00	0.00	0.00	0.00	0.00
21 765 0955	BHS Shop	1,619.95	0.00	15.00	0.00	1,634.95
21 765 0970	HS Library	1,246.63	0.00	0.00	0.00	1,246.63
21 765 0971	PC Library	8,512.11	1,347.08	35.45	0.00	7,200.48
21 765 0972	SE Library	2,788.88	0.00	18.28	0.00	2,807.16
21 765 0975	BE Library	2,119.24	57.48	740.00	0.00	2,801.76
21 765 0976	AP Library	5,970.63	58.00	7.23	0.00	5,919.86
21 765 0995	HE Library	5,211.20	199.80	75.08	0.00	5,086.48
21 765 0996	BMS Library	5,863.56	0.00	0.00	0.00	5,863.56
21 765 0997	BSMS Library	1,486.16	0.00	0.00	0.00	1,486.16
21 765 1410	Interest	3,807.53	0.00	51.99	0.00	3,859.52
Fund Total: 21		641,776.84	38,331.52	45,561.64	0.00	649,006.96



Bennington Public Schools Elementary Board Report

The mission of the Bennington Public Schools is to provide opportunities in a safe, caring environment that will prepare all students to meet the challenges of the future.

Date: Monday, December 8, 2025

Anchor Pointe - Chad Boyes, Megan Christensen

Bennington Elementary - Danielle Robb

Heritage Elementary - Katie Woodrich

Pine Creek Elementary - Alison Dellwo, Krista Bendell

Stratford Elementary - Craig Theis

Winter MAP and mClass Testing

Throughout December, students across all grade levels will engage in important assessments designed to measure their academic growth and progress.

MAP (Measures of Academic Progress)

All students in grades Kindergarten through 5th grade will participate in MAP testing. This adaptive assessment provides valuable insights into each student's development in key subject areas, particularly reading and math. Data collected helps teachers personalize instruction, monitoring student and class areas of strength and growth.

mClass

All students in grades Kindergarten through 3rd grade will work with their teacher to demonstrate skills in reading through mClass testing. mClass is connected to our core reading program, Amplify CKLA, and provides universal screening and progress monitoring, based on the Science of Reading. The system helps teachers identify students at risk, gather data, and plan targeted instruction for reading.


Elementary Spelling Bees

Each of the five elementaries are hosting their building spelling bees this month. Student representatives are chosen from each class in grades 1-5. The representatives have a chance to practice their vocabulary skills and participate in a friendly academic competition. We are always amazed at the words they are able to spell, even in front of an audience!

Elementary Food Drives


The elementary schools each hosted a food drive throughout the fall. Student Council members organized the collection of canned and non-perishable foods, encouraging students in every building to support the needs of local food banks.

Middle School News





Spelling Bees Held

On November 25th, both BSMS and BMS proudly held their annual Spelling Bees, showcasing the hard work and talent of our students. At BSMS, congratulations to Rayna, who earned 1st place, Paxton, who took 2nd place, and Kreiger, who was named the alternate. Rayna and Paxton will advance to the Regional Spelling Bee in January, with Kreiger serving as the alternate. At BMS, Reese was crowned the Spelling Bee Champion, with Payton placing 2nd and Lauren selected as the alternate. Reese and Payton will represent BMS at the Regional Spelling Bee at Brownell Talbot in January. We are proud of all our participants and wish our regional qualifiers the best of luck!



Celebrating the 67th Day of School


On November 18th, BSMS marked the 67th day of school with a fun and creative celebration organized by their PTO. During lunch, students had the chance to “roll for a reward”—rolling a six earned a Sixlet candy, and rolling a seven earned a mini can of 7UP. It was a spirited way to bring the school together and add some energy to the day.



Honoring Veterans and Recognizing Student Leaders

On November 12th, our 6th graders had the privilege of hearing from Lt. Colonel Doug Kibbe, who shared the importance of Veterans Day and honoring those who have served.

We also celebrated our Learn Grow Lead Award recipients with treats and a visit from former Husker and NFL player, Roy Helu, who inspired students by sharing how he overcame challenges in middle school, transformed his mindset, and worked his way to becoming part of the 1% who achieve a professional football career.



Honoring Veterans Through Music

On November 11th, the BSMS and BMS 7th- and 8th-grade choir students had the honor of performing at the Veterans Day breakfast hosted by Hy-Vee. Their performance was a meaningful way to show appreciation for those who have served.

BENNINGTON SENIOR HIGH SCHOOL

**16610 Bennington Road
Bennington, NE 68007**

To: Board of Education

From: Greg Lamberty, Bennington High School Principal

Date: December 8, 2025

UPDATES

- Winter Sports participation numbers & updates:
 - Girls' Wrestling - 16
 - Boys' Wrestling - 32
 - Girls' Basketball – 29
 - Boys' Basketball – 50
 - Unified Bowling – 52
- Current academic success rates for BHS as of 12/2/25 (% passing all classes):
 - 9th Grade: 92%
 - 10th Grade: 93%
 - 11th Grade: 88%
 - 12th Grade: 90%
- BHS Unified Bowling finished as EMC champion on November 1 and finished in 4th place at the District Tournament on December 1 at Lucky Stripe Lanes in Elkhorn.
- The Bennington Wrestling Invitational was held on Saturday, December 6 – both boys and girls divisions were part of the tournament. The Badger Duals are scheduled for Saturday, January 3 with 10 schools participating in the event.
- BHS Athlete Advisory members attended the NSIAAA / NCA Sportsmanship Summit in Lincoln on November 21, 2025.
- Finals Schedule for BHS
 - Wednesday, December 17: Periods 3, 5, and 7; Intervention time 1:30-3:30pm.
 - Thursday, December 18: Periods 4, 6, and 8: Intervention time 1:30-3:30pm.
 - Friday, December 19: Periods 1-2 with a 12pm dismissal.
- BHS One Act won the Fremont Play Production Contest on November 15.
- The Winter Vocal Music Concert is scheduled for Thursday, December 11 at 7:00 pm.
- The Winter Band Concert is scheduled for Monday, December 15 at 7:00 pm.
- NSAA Moratorium (no organized practices & school facilities are closed) runs from December 24-28, 2025. All district facilities are closed to athletic programs.
- The EMC Basketball Tournament will be held on December 19, 20, 23, and 30. Games will be played at the higher seed with the championship games played at the highest remaining girls' seed.

- BPS Foundation Scholarships are open for applications to graduating seniors. The application process runs from December 1, 2025, to February 1, 2026. The Foundation met with all seniors on December 3 to provide information regarding the scholarship process and deadline.

Social Media Celebrations for BHS the past month



Completed shower tile project from Building & Construction class: Mr. Mattes, Luke Vitallo and Leora Hoffman.



Unified Bowling – EMC Champions: Christian Williams, Kaleb Ream, Jozef Wallace, Abby Rychly, Carson Kortan.



BHS Athlete Advisory Members at the Nebraska Coaches Leadership Summit in Lincoln.



Girls Basketball service project with the Thanksgiving meals.



DANIEL BOMBECK

Director of Student Services

KATHRYN SINDELAR

Asst. Director of Student Services

High Ability Learner (HAL) Program

Each October, the HAL team conducts a qualification process that lasts 4-5 weeks and typically concludes in October. Qualification is based on several measures to determine if a student is prepared for the rigor of the HAL program. To qualify, a student must meet thresholds on two out of three assessment measures:

- Cognitive Abilities Test - The Cognitive Abilities Test (CogAT)
- Standardized Achievement Test - Fall Measures of Academic Progress (MAP) Test *winter MAP for kindergarten
- Personal Characteristics - Scales for Identifying Gifted Students (SIGS)

A District team evaluates the data to determine if it supports the qualification of each student. Once the testing process was completed, newly qualified students joined HAL groups, which resumed sessions in early November. Kindergarten CogAt testing will take place after winter break, utilizing winter MAP scores as additional data points.

Below are the current HAL numbers after the 2025-26 1st-8th grade qualification process:

Elementary Qualification/Services: Each grade level has 3 different subjects/classes (reading, math, and critical thinking), with each being seen once every cycle week for 45 minutes.

Grade	District	School	Students Served
1st	23	AP	78
2nd	40	BE	49
3rd	51	HE	34
4th	76	PC	71
5th	95	SE	53
Totals:	285		285

Middle School Qualification: Each grade level has the option of attending 3 different HAL classes each semester (STEAM, Critical Thinking, and Competition) and are seen in 24 minute periods. Below is the percentage of students choosing to participate in 1 or more MS HAL classes this school year. 86% of middle school students are participating in HAL services compared to 53% in 2019.

	Participate 2025 BMS	Qualify 2025 BMS	Percent 2025 BMS	Participate 2025 BSMS	Qualify 2025 BSMS	Percent 2025 BSMS	Percent 2024 BMS	Percent 2024 BSMS	Percent 2023 BMS	Percent 2023 BSMS	Percent 2021	Percent 2020	Percent 2019
6th	21	22	95%	41	43	95%	91%	92%	95%	95%	87%	67%	80%
7th	21	24	88%	34	43	79%	76%	67%	45%	56%	45%	53%	66%
8th	17	20	85%	29	40	73%	38%	46%	50%	35%	56%	53%	29%
Total	59	66	89%	104	126	83%	67%	69%	62%	65%	64%	59%	53%

BENNINGTON PUBLIC SCHOOLS

Student Services



DANIEL BOMBECK

Director of Student Services

KATHRYN SINDELAR

Asst. Director of Student Services

Middle School Class Sizes

BMS	STEAM M Fall	STEAM M Spring	CT Fall	CT Spring	Comp Fall	Comp Spring	BSMS	STEAM M Fall	STEAM M Spring	CT Fall	CT Spring	Comp Fall	Comp Spring
6th	20	19	19	19	15	16	6th	32	38	33	27	22	20
7th/8th	29	32	29	27	21	19	7th/8th	47	53	43	40	44	35

Middle school projected numbers:

	Current Qualify 2025 BMS	Current Qualify 2025 BSMS	Projected 2026-2027 BMS	Projected 2026-2027 BSMS
6th	22	43	34	61
**7th	24	43	22	43
**8th	20	40	24	43
(7th/8th)	(44)	(83)	(46)	(86)
<i>Totals</i>	66	126	80	147

**7th and 8th grade classes are served together

Current data shows that the District is experiencing an increasing number of identified students in each building, and increasing participation at the middle school level.

Bennington Public Schools

Curriculum, Instruction, and Assessment



Dr. Shannon Thoendel
Director of Elementary Education

Mr. Jimmy Feeney III
Director of Secondary Education

December 8th, 2025

ASSESSMENT

Nebraska Student-Centered Assessment System (NSCAS) is now available for public reporting of group scores. Individual Student Reports for NSCAS have been mailed to families. The charts below show the Percent of Students Proficient for ACT and NSCAS, compared to the State of Nebraska and peer districts.

NSCAS 2025 Spring Results							
NSCAS-ELA	TOTAL	GR 3	GR 4	GR 5	GR 6	GR 7	GR 8
BENNINGTON	77%	77%	76%	67%	79%	75%	87%
NEBRASKA	59%	57%	60%	56%	59%	58%	63%
ELKHORN	84%	84%	86%	80%	84%	85%	86%
MILLARD	73%	72%	75%	73%	72%	71%	73%
BLAIR	72%	59%	66%	75%	81%	76%	75%
GRETNA	72%	66%	73%	70%	75%	71%	78%
NORRIS	71%	69%	66%	69%	73%	74%	75%
WAVERLY	70%	69%	76%	67%	65%	70%	75%
NSCAS-MATH	TOTAL	GR 3	GR 4	GR 5	GR 6	GR 7	GR 8
BENNINGTON	82%	85%	81%	79%	79%	84%	87%
NEBRASKA	58%	60%	61%	59%	56%	55%	57%
ELKHORN	85%	85%	90	84%	80%	87%	85%
NORRIS	75%	67%	74%	79%	78%	66%	85%
BLAIR	74%	68%	64%	64%	83%	79%	84%
WAVERLY	74%	76%	78%	65%	75%	73%	76%
GRETNA	73%	70%	71%	73%	76%	69%	79%
MILLARD	71%	73%	74%	74%	69%	66%	70%

NSCAS 2025 Spring Results			
NSCAS-SCIENCE	TOTAL	GR 5	GR 8
BENNINGTON	94%	94%	94%
NEBRASKA	80%	83%	76%
ELKHORN	92%	94%	91%
NORRIS	92%	94%	92%
BLAIR	91%	92%	90%
GRETNA	91%	92%	90%
WAVERLY	89%	93%	95%
MILLARD	88%	92%	84%

Bennington Public Schools

Curriculum, Instruction, and Assessment



Dr. Shannon Thoendel
Director of Elementary Education

Mr. Jimmy Feeney III
Director of Secondary Education

ACT 2025 Spring Results

ACT	ELA %	Math %	Sci %	ELA Score	Math Score	Science Score
BENNINGTON	61%	58%	68%	19.0	20.0	21.3
NEBRASKA	43%	41%	48%	16.3	17.6	18.1
ELKHORN	75%	77%	78%	21.2	22.8	22.7
MILLARD	56%	56%	62%	18.1	19.7	20.1
NORRIS	50%	62%	67%	17.5	20.4	21.1
GRETNA	50%	63%	70%	17.4	19.9	20.8
BLAIR	46%	55%	60%	16.9	19.5	19.2
WAVERLY	43%	64%	66%	17.2	20.4	20.3

Financial Literacy Act & Computer Science and Technology Education Act

Yearly Status Report

Nebraska State Statute 79-3002 requires a status update annually to the local Board of Education that BPS has a graduation requirement for Financial Literacy that includes measurable academic content standards.

- BPS meets these requirements with our Personal Finance class at BHS.

Nebraska State Statute 79-3301-79-3307 requires a status update annually that elementary, middle and high school computer science and technology curriculum is aligned to academic content areas and progresses from the previous school year. Additionally, each high school must have a graduation requirement.

- BPS meets the requirements through our Library/Media curriculum.
- BPS meets the graduation requirement with our Computer Science class at BHS.

Upcoming in CIA

Important Dates for the End of the Semester

- Middle of the Year Benchmark/Semester Testing will take place starting December 1st
 - Elementary: MAP Growth, IXL Math Diagnostic, and DIBELS 8 Literacy
 - Middle School: MAP Growth
 - High School: Final Exams December 17th, 18th & 19th
- January 5th Select-a-Session Professional Learning registrations are currently active. The morning professional learning is focused on district-level initiatives, where the afternoon is centered around building-level preparation for the second semester. 2026 Select-a-Sessions include:
 - Technology: Integration, AI, and Tech Tools
 - Amplify Science Curriculum Refresh Training
 - Amplify CKLA Curriculum Refresh Training
 - Tiered Supports for Academics
 - Tiered Supports for Behaviors
 - Instructional Model and Teacher Clarity
 - Effective Classroom Instructional Strategies



Bennington Public Schools Board Report
Matt Blomenkamp
Assistant Superintendent of Operations

To: Board of Education
Date: December 8, 2025, Board Meeting

Current certified positions that are open include:

Science – HS
Speech Language Pathologist – District
School Psychologist – District

We currently have five open cook positions in the district, 8.5 open paraprofessional positions in the district and seven open bus driving positions in the district. First Student and Harlow are able to fill the open seven driving positions.

Bennington Public Schools continues to work collaboratively with our community to provide facility opportunities for youth groups. Both middle schools, and each of our elementary schools are being used by youth basketball, soccer, and volleyball teams Monday-Friday of each week, starting at 5:30pm each evening. Each school has a site supervisor that works with these groups to ensure safety and security of the buildings and gymnasiums. At the conclusion of the winter season, groups will be able to register in late February for gym space during the spring season.

The transportation department had an opportunity to secure 500-gallon gasoline and diesel drums to hold fuel for the district. We will install a gasoline drum at the Warehouse and the diesel drum at the Bus Barn. Buses, vans, vehicles, and mowers will be able to utilize each site throughout the year to obtain gasoline or diesel. This will help with efficiency and consistency in our transportation department.

Bennington Schools is due to renew our HVAC controls contract with Trane. Items Trane manages in contract include data dives to proactively identify opportunities for comfort, improved life of equipment, and reduce energy consumption. They also perform annual inspections, do analytics, and manage software. Trane Controls manage all eight of our schools, as well as our Warehouse.

Tennis court lights have been installed, the punch list has been completed, and training on how to use the Musco lights are scheduled for our athletic department.

Superintendent Report

December 2025

Demographers/Boundary Line Analysis

As previously approved by the Building and Finance Committee, the district has entered into a contract with RSP and Associates to complete two demographic studies. RSP previously helped the district with the middle school boundary lines and provided a demographic study in 2022. The first study (finalized in April) will provide an updated detailed review of current district demographics, a historical analysis of enrollment and housing trends, and a projection of future enrollments based on planned and anticipated development. This information is important for our fast-growing district as we continue to plan for long-term needs within our boundaries.

The second study will be completed in the summer of 2026 and will outline potential preliminary boundary options connected to future expansion, including the addition of a second high school. These scenarios will be reviewed by the appropriate Board of Education committees throughout the 2026-2027 school year. The district's goal remains to finalize and announce high school boundary lines in the late summer/early fall of 2027.

Mascots/Colors

The Core Team has met four times to review and discuss options for the second high school's colors and mascot. During these meetings, the team considered input from the school community, historical context, and ways to create a unique identity while honoring district traditions. Through this process, the team has been refining the potential color palettes and mascot choices. The next steps will include a Core Team committee presenting options to the Board committees. The Board committees will review and analyze the options and will ultimately bring a recommendation to the full Board for consideration.

School Finance Review Commission

The School Finance Review Commission met to review the current status of Nebraska school funding and preliminary findings from Phase I (August-November 2025) of their work. The Commission's statutory charge includes evaluating the TEEOSA funding formula, reviewing state and local resources, assessing student needs, and recommending adjustments to support equitable and sustainable school funding. A summary of the initial information includes:

- Phase I – Preliminary Findings:
 - The balance of funding sources in Nebraska schools has shifted, with the state share increasing from 38% (2019-20) to 53% (2024-25) and local funding decreasing from 56% to 38%. Federal funding increased slightly due to ESSER support.
 - General fund levy disparities among districts remain, though effective levy rates show reduced variance; for example, Bennington's effective levy dropped from \$1.00 to \$0.676 with front-loaded property tax credits.
 - Comparisons with peer states suggest Nebraska's funding proportions are becoming more comparable at the state and local levels.
- Phase II – Next Steps:
 - Phase II (December 2025-October 2026) will focus on maintaining current levels of state support for school funding, establishing a recommended target for the state's share of total school revenue, and reviewing both the "needs" and "resources" components of the formula. The Committee will also analyze district spending, including per pupil costs, the impact of LB 243, potential efficiencies, and relevant economic indicators. The goal is to develop recommended adjustments that best support Nebraska students while also addressing any additional items outlined in statute or requested by the Governor or Legislature.

Legislative Session

The 2026 Legislative Session is right around the corner with the first day scheduled for January 7. I wanted to remind the Board about my involvement with the legislature. It has always been important that Bennington Public Schools remain engaged in legislative activity to ensure our voice is heard at the state level. Julia Plucker from Kelly Plucker will again assist the district as our eyes and ears within the unicameral this year. In addition, the positions I am currently involved in that connect directly to the legislative process include:

- Past President for GNSA
- NCSA Legislative Committee
- GNSA Member
- School Finance Review Commission

Included in your report is the 2026 Legislative Calendar, which outlines the scheduled days of the unicameral session. This year is the short session, which will last up to 60 legislative days and conclude in mid-April.

NASB has an upcoming Legislative Conference on January 25 to 26.

Housing Count

Each year Bennington Public Schools engages in a house counting process that is used as yet another data point for projections on what potential student enrollment could be for the upcoming school year. The process involves driving through all the district neighborhoods, counting the number of houses in each subdivision. Once we compile these numbers, we analyze the student-per-household ratios for each area. These calculations play a crucial role in refining our enrollment predictions for each subdivision, taking into account the potential addition of new homes over the next year. This comprehensive process is slated to occur throughout December and January.

Annual Report

With the recent release of statewide NSCAS scores, we're excited to be in a position to start finalizing the district's Annual Report. This report delves into key aspects of our district, encompassing demographics, academic achievements, financial details, and highlights from the 2024-25 school year. It's important to note that this report reflects the previous academic year due to the timing of data received from the Nebraska Department of Education. Despite this delay, we believe the Annual Report serves as a valuable resource, offering insights into the dedication and accomplishments of our district. We are hopeful this will be completed in the coming weeks and sent out to families soon.

Buildings Closed for Moratorium

All buildings will be closed for the winter break during the NSAA mandated moratorium. The moratorium runs from December 24th to December 28th.

Snow Day Information

A newsletter went out to all district families with snow day information along with a question/answer section. It outlines all the avenues that a snow day will be communicated, the unique set-up of our district, and that parents may always keep their children at home when they disagree with the decision to call off school. A few quick highlights include:

- We WILL plan to have student “remote learning days” on the third and fourth snow days. Those will be communicated, as will how days will be handled for fifth snow day and beyond.
- We WILL utilize two-hour late starts throughout the year. To be honest, these will be harder to call because there are so few schools in the surrounding area that have the ability to use this option, which creates a lot of pressure to either call school off or not.
- At times throughout the year, we may need to cancel school due to a “cold day”. These days are very difficult to predict as there is often pressure that comes when other local schools begin to cancel. But please keep in mind that each district does not have the same set of variables including buses that can be plugged in at night, walking distance for students, and the ability to have late starts.

Building and Finance Committee Notes

December 1, 2025

Upstairs Conference Room

The Building and Finance Committee (“Committee”) of the Bennington Board of Education (“BOE”) met on December 1, 2025, in Dr. Plas’ office at the District Office at 4:55pm. Board members present were Allyson Slobotski, Jeremy Dick and Tim Dreessen. Administrators in attendance were Aaron Plas and Matt Blomenkamp. Coordinators present were Stacy Hahn. The Committee met for the seventh time this school term.

Dr. Plas and Dr. Blomenkamp presented information and cost analyses for each of the proposed changes to the 2026-27 Negotiated Agreement that the Bennington Education Association (BEA) submitted at the November 5, 2025, meeting. The Committee reviewed these proposals and crafted language, incorporating BOE input, to respond to all requests in preparation for the scheduled meeting with BEA on December 1, 2025.

Dr. Blomenkamp provided a detailed summary of installing gas and diesel fuel on campus at Bennington Public Schools. He discussed the potential savings by buying gas in bulk rather than fueling at Cubby’s with all buses and vans. The Committee unanimously recommended moving forward with the installation of the gas tanks at the Warehouse and the Bus Barn.

Dr. Plas reviewed four positions that the Curriculum Committee proposed adding to the 2026-27 budget. The request was for: Additional coaches at the high school to manage growth and the split into two high schools in 2028; Adding boys tennis to our athletic program at the high school; Moving the Dean of Students position at the high school to an Assistant Principal. The total cost for the additional staff and programming is estimated to be \$74,620. The Committee unanimously approved the positions to be voted on at the December board meeting.

The Committee recommended the Board of Education’s approval of technology purchases for Dell Chromebooks, MacBook Air, Touchscreen Chromebooks, and Chrome Licensing contract in the amount of \$314,880, which was the lowest bid received.

Dr. Plas and Ms. Hahn reviewed Strategic Planning goals with the Committee. They provided a timeline and detailed plans moving forward with our Strategic Plan, as well as asked for any input from the Committee.

The meeting adjourned at 6:50 p.m. The next meeting is not scheduled at this time.

Building and Finance Committee Notes
November 10, 2025
Upstairs Conference Room

The Building and Finance Committee (“Committee”) of the Bennington Board of Education (“BOE”) met on September 16, 2025, in the Upstairs Conference Room at the District Office at 4:55pm. Board members present were Allyson Slobotski, Jeremy Dick and Tim Dreessen. Administrators in attendance were Aaron Plas and Matt Blomenkamp. The Committee met for the sixth time this school term.

Dr. Blomenkamp provided a detailed summary of HVAC service contract proposals from six different contractors for a three-year agreement. After reviewing the proposals, Dr. Blomenkamp recommended awarding the contract to Cerris for the 2026, 2027, and 2028 calendar years. Following this review, the Committee unanimously recommended that the Board of Education approve the agreement at the December meeting.

Dr. Blomenkamp provided a breakdown of the Trane control service contract proposal. After review, Dr. Blomenkamp recommended awarding Trane the “Better” contract for the 2026, 2027, and 2028 calendar years. Following this discussion, the Committee unanimously recommended moving forward to sign the contract with Trane.

Dr. Blomenkamp provided the Committee with information regarding the Flock License Plate Reader requested by the City of Bennington for installation at Bennington Middle School. The Committee asked that he gather additional details about the installation and provide an update at a future meeting.

Dr. Blomenkamp provided the Committee with information pertaining to projects/repairs going on throughout the district. These items included:

- Sink Hole repair at Heritage Elementary
- Sidewalk construction at Stratford Elementary

Dr. Blomenkamp provided the Committee with a five year breakdown of bus and van purchases/replacement schedule. Following this discussion, the Committee unanimously recommended that the Board of Education approve \$150,000 of spending authority to purchase buses and vans as they become available.

Dr. Plas and Dr. Blomenkamp presented information and cost analyses for each of the proposed changes to the 2026-27 Negotiated Agreement that the Bennington Education Association (BEA) submitted at the November 5, 2025, meeting. The Committee reviewed these proposals and crafted language, incorporating BOE input, to respond to all requests in preparation for the scheduled meeting with BEA on December 1, 2025.

Dr. Plas presented a breakdown of the demographer contract proposal, outlining the scope of services and anticipated benefits to the district. Following his review, Dr. Plas recommended awarding the contract to RSP based on their experience, history with the district, and ability to support the district's future planning efforts. Following this discussion, the Committee unanimously recommended moving forward to sign the contract with RSP.

The meeting adjourned at 5:55 p.m. The next meeting is not scheduled at this time.

Curriculum Committee Minutes
November 10, 2025
Main Board Room

The Curriculum Committee of the Bennington Board of Education met on November 10, 2025, at 5:30 PM in the Main Board Room. Board members present were Joe Pick and Steve Shannon. The administrators in attendance were Dr. Thoendel and Mr. Feeney. The Curriculum Committee (Committee) met to review the Social Studies Curriculum per the Nebraska Revised Statute 79-724. This meeting was held in public and properly posted in advance.

Mr. Feeney presented Bennington's Social Studies Curriculum, including specifics aligned with 79-724. He explained that the Nebraska State Standards are organized into four disciplines- civics, economics, geography, and history- which are documented in the district curriculum pacing guides. Furthermore, confirmation was provided that the District meets all requirements regarding patriotic observances and civic components of the statute.

Once each school year, the Curriculum & Americanism Committee must accept public comments on the Social Studies Curriculum. No public comments were submitted following the presentation.

The meeting adjourned at 5:44 PM. The next Curriculum Committee meeting will be held on Monday, December 8th at 5:00 PM.

**Curriculum Committee Notes
November 10, 2025
1940 Board Room**

The Curriculum Committee of the Bennington Board of Education met on November 10, 2025, at 5:00 PM in the 1940 Board Room. Board members present were Joe Pick and Steve Shannon. The administrators in attendance were Dr. Plas, Dr. Thoendel, and Mr. Feeney. The Curriculum Committee (Committee) met to discuss the update on the Student Information System transition to Synergy, summarize information regarding the Grading Scale Study, and review the Personnel & Curriculum Proposals submitted for the 2026-2027 school year.

The meeting began with Mr. Feeney recapping the migration timeline for information into Synergy. He highlighted important dates and suggested the next step in the process would be to gather input from high-usage staff members.

Budget projections for the 2026-2027 school year and an update on the selection of colors/mascot for high school #2 were shared by Dr. Plas.

This year 50 proposals were submitted for consideration. At the previous meeting, the BOE approved 4.0 FTE teaching positions triggered by the automatic position-adding process, with the understanding that much of those costs would be offset with SPED reimbursement and reassigned positions. Being mindful that the 2026-27 budget is projected to face a limited revenue increase, the Curriculum Committee spent additional time evaluating proposals that were highly prioritized by both the Curriculum/Proposal Committee and the Administrative/BOE Committee. While the Curriculum Committee prefers to wait for greater clarity on the 2026-27 budget situation, they are recommending the following proposals for approval:

Proposal Number	Name	Description	Personnel Costs	Curriculum Costs
19	Additional Coaches to Facility Participation Growth	Additional coaches will be added to programs as needed to provide more levels for freshmen and sophomores. This approach will reduce the number of athletes cut and increase participation opportunities ahead of the transition to two high schools.	\$47,220	\$0
9	Boys Tennis Program	With the addition of the new tennis courts at Bennington High School, this proposal would establish a boys tennis program for 2026-27. Boys tennis is a fall activity, and its inclusion would increase our boys fall offerings to three.	\$8,000	\$0
44	Transition Dean of Student to Assistant Principal	With the rehiring of the Dean of Students position for the fall of 2026, this proposal would elevate the role to an Assistant Principal. This adjustment is expected to strengthen the candidate pool and support long-term planning, especially since the position will likely transition to the new high school.	\$19,400	\$0
TOTAL PROPOSED EXPENDITURES			\$74,620	\$0

The estimated cost for these proposals is \$74,620. These positions would be allocated from the 2026-27 General Fund budget.

The Curriculum Committee is unanimously recommending the approval of these proposals. The committee will review the remaining 46 proposals and rank them for future additions as funds are released from the Building/Finance Committee.

The Committee ended the meeting by viewing the findings from a Grading Scale Study. The study will be revisited at the next meeting in preparation to solidify a grading scale. The meeting adjourned at 5:27 PM with the next meeting scheduled for December 8, 2025, at 5:00 PM.

Bennington PLC's

Professional Learning Communities



Board of Education

December 8th, 2025



Professional Learning Community

“...is an ongoing process in which educators work collaboratively in recurring cycles of collective inquiry and action research to achieve better results for the students they serve. PLCs operate under the assumption that the key to improved learning for students is continuous job-embedded learning for educators.”

- DuFour (2016)

PLC Priorities

PLCs Big 3 Ideas:

- A focus on learning
- A collaborative culture and collective responsibility
- A results orientation

Four Guiding Questions of a PLC

1. What do we want all students to know and be able to do?
2. How will we know if they learn it?
3. How will we respond when some students do not learn?
4. How will we extend the learning for students who are already proficient?

In BPS, our Professional Learning Communities (PLCs) foster a culture of learning for all students by leveraging collaborative teams, data-informed responsive teaching, and shared accountability in a cyclical process that drives continual growth for both educators and students.

BPS PLCs Shared Commitments

- 1. Dedicated Time*
- 2. Collaborative Teams*
- 3. Shared Accountability*
- 4. Data-Informed Decisions*
- 5. Continual Growth*

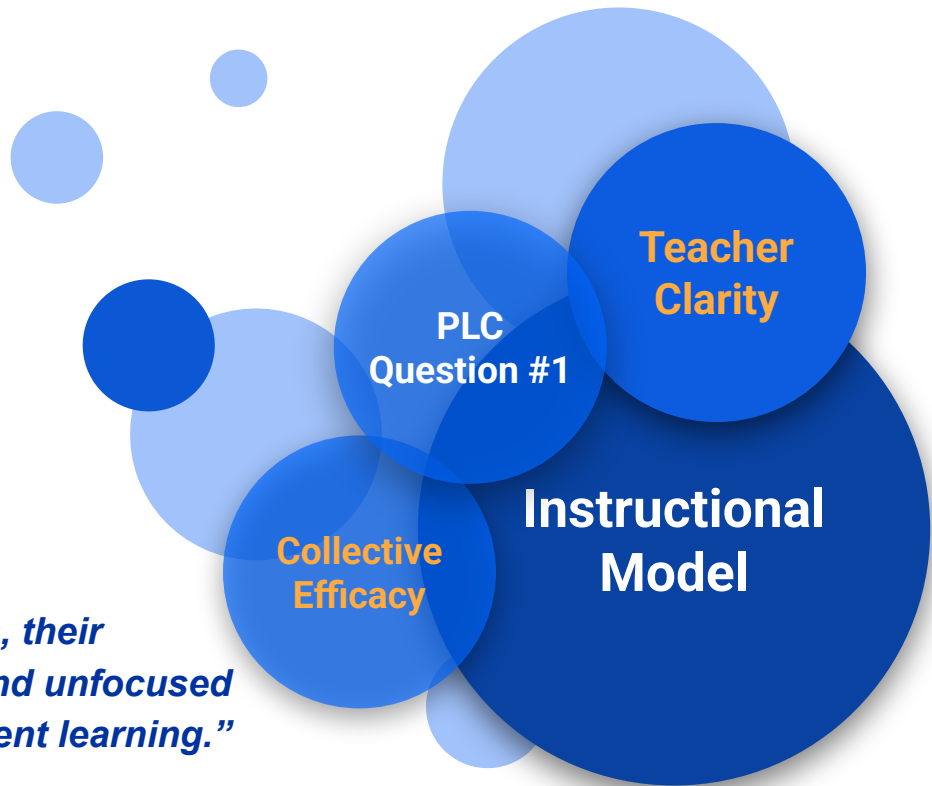


Interconnected

Our district focus for 2025-2026 connects classroom practices for our teachers that directly impacts student learning.

“If teachers aren’t sure of instructional goals, their instructional activities will not be focused, and unfocused instructional activities do not engender student learning.”

- Marzano (2009)



BPS Instructional PLC Implementation

2025-2026: PLC Norms, PLC Question #1, and Teacher Clarity

What do we want all students to know and be able to do?

2026-2027: PLC Question #2 and Assessments

How will we know if they learn it?

2027-2028: PLC Question #3, PLC Question #4, and MTSS Processes

How will we respond when some students do not learn?

How will we extend the learning for students who are already proficient?

2025-2026 District Focus

Instructional Model

Quarter 1

- Learning Environment
- Learning Objectives

Quarter 2

- Lesson Design
- Active Learning

Quarter 3

- Focused Instruction
- Gradual Release

Quarter 4

- Monitor and Feedback
- Assessment

The 4 Questions of a PLC

1. What do we want all students to know and be able to do?
 - a. 8/13 - Priority Standards
 - b. 10/16 - Learning Intentions
 - c. 2/12 - Success Criteria

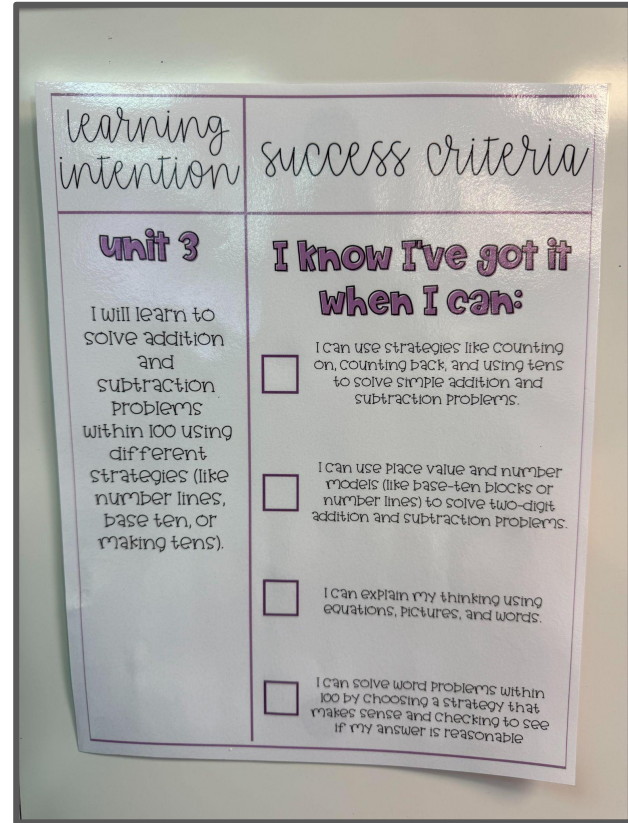
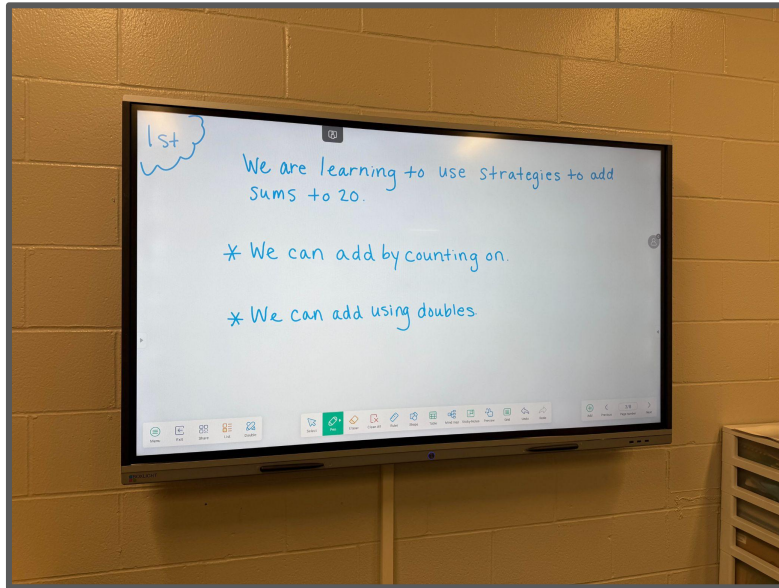


Examples from our Buildings



Danielle Robb

Bennington Elementary Principal



Renee Rucker

Bennington Middle School Principal

Can you fill out the blanks?

Igneous rocks	Sediment
Magma	Metamorphic rocks
Sedimentary rocks	

Rock Cycle

surface rocks break down due to weathering & erosion

gets transported & deposited under water

slowly buried to the surface

crystallizes

gets through compression & cementation

gets buried deep underground & heat & pressure

Learning Objective: I will be able to explain what causes magma and sediment to form.



English

Learning Objectives

- I create a graphic organizer to help me write an essay.
- We'll be using a bubble map.

Success Criteria

- My G.O. has 1 central topic.
- My G.O. has 2 possible themes related to my topic.
- My G.O. has 10 total bubbles with explanations.
 - characters
 - plot events
 - setting places
- My G.O. has at least 5 quotes that match the bubble topic.

EXAMPLES



Questions?



A. Discuss, Consider, and Take Action on Curriculum and Personnel Proposals

The Curriculum Committee met on November 10th to continue the process of determining which curriculum and personnel proposals to recommend for the 2026-27 school year. This year 50 proposals were submitted for consideration. At the previous meeting, the BOE approved 4.0 FTE teaching positions triggered by the automatic position-adding process, with the understanding that much of those costs would be offset with SPED reimbursement and reassigned positions. Being mindful that the 2026-27 budget is projected to face a limited revenue increase, the Curriculum Committee spent additional time evaluating proposals that were highly prioritized by both the Curriculum/Proposal Committee and the Administrative/BOE Committee. While the Curriculum Committee prefers to wait for greater clarity on the 2026-27 budget situation, they are recommending the following proposals for approval:

Proposal Number	Name	Description	Personnel Costs	Curriculum Costs
19	Additional Coaches to Facility Participation Growth	Additional coaches will be added to programs as needed to provide more levels for freshmen and sophomores. This approach will reduce the number of athletes cut and increase participation opportunities ahead of the transition to two high schools.	\$47,220	\$0
9	Boys Tennis Program	With the addition of the new tennis courts at Bennington High School, this proposal would establish a boys tennis program for 2026-27. Boys tennis is a fall activity, and its inclusion would increase our boys fall offerings to three.	\$8,000	\$0
44	Transition Dean of Student to Assistant Principal	With the rehiring of the Dean of Students position for the fall of 2026, this proposal would elevate the role to an Assistant Principal. This adjustment is expected to strengthen the candidate pool and support long-term planning, especially with the need to add administrators with the second high school under construction.	\$19,400	\$0
TOTAL PROPOSED EXPENDITURES			\$74,620	\$0

The estimated cost for these proposals is \$74,620. These positions would be allocated from the 2026-27 General Fund budget.

The Curriculum Committee is unanimously recommending the approval of these proposals. The committee will review the remaining 46 proposals and rank them for future additions as funds are released from the Building/Finance Committee.

Subcontractor Recommendation Approval Sheet

Job Name: Bennington Highschool #2

Bid Package: #4

Bid Date: September 9, 2025

Bid Package: #6

Bid Date: October 20, 2025

Scope Number	Scope of work	Recommended Subcontractor	Value	Approval Date	Subcontractor Recommendation Approval (if approved, apply check mark)
1	Interior Flatwork	Marsh Creek Concrete	\$ 1,632,103.00	12/8/2025	
2	Site Paving	AM Contracting	\$ 3,048,932.00	12/8/2025	
3	Access & Maintenance	Hausmann	\$ 1,185,000.00	12/8/2025	
4	Hoisting & Equipment	Hausmann	\$ 890,000.00	12/8/2025	
5	Surveying	Alpha Surveying	\$ 121,900.00	12/8/2025	
6	Steel & Precast Erection	Northwest Steel	\$ 2,216,865.00	12/8/2025	
7	Waterproofing, Air Barrier, Drain Tile	Kucera Painting	\$ 433,100.00	12/8/2025	
8	Termite Control	Bear Services	\$ 21,070.00	12/8/2025	

*Scope 1-5 include remaining recommended Subcontractors from Bid Package #4.

Hausmann Construction, Inc

Bennington Public Schools

Interior Flatwork

Bennington High School							Budget	\$ 1,253,000.00
Bid Package #4							Cost	\$ 1,632,103.00
Bid Date 9/9/2025							Variance	\$ 379,103.00
Subcontractor / Supplier	Marsh Creek	TR	Silver Ridge	Heartland	AM			
Base Bid	\$ 1,539,396.00	\$ 1,620,695.00	\$ 1,634,800.00	\$ 1,827,837.00	\$ 2,051,670.00			
Acknowledge Documents								
BP#4 Drawings	Inc	Inc	Inc	Inc	Inc			
BP#4 Specs	Inc	Inc	Inc	Inc	Inc			
BP#4 Addendum 001 (DLR)	Inc	Inc	Inc	Inc	Inc			
BP#4 Addendum 002 (DLR)	Inc	Inc	Inc	Inc	Inc			
BP#4 Addendum 003 (DLR)	Inc	Inc	Inc	Inc	Inc			
50% CD Set	Inc	Inc	Inc	Inc	Inc			
All interior horizontal flatwork								
Bldg. J	\$ 10,008.00		Inc					
Bldg. K	\$ 14,775.00		Inc					
Bldg. L	\$ 15,725.00		Inc					
Bldg. M	\$ 2,344.00	\$ 65,665.00	Inc			\$ 68,758.00		
Bldg. N	\$ 8,137.00		Inc					
Bldg. O	\$ 4,215.00		Inc					
Football Field Grandstands	Excl	Excl	Excl	Excl	Excl			
Elevated slabs and SOG	Inc	Inc	Inc	Inc	Inc			
Stairs, landings, ramps, bulkheads, depressions, etc.	Inc	Inc	Inc	Inc	Inc			
Subgrade prep	Inc	Inc	Inc	Excl				
All formwork	Inc	Inc	Inc					
Install rebar and mesh	Inc	Inc	Inc	Inc				
Adjust/modify CIP rebar	\$ 2,600.00	Inc	Inc					
Grout hollow core	Excl	Excl	Excl					
Grout double tee	Excl	Excl	Excl					
Column blockouts	Inc	Inc	Inc					
Loading dock caps	\$ (1,600.00)	\$ (17,787.00)	In site paving number	Excl		\$ (10,500.00)		
Stoop caps	\$ (19,811.00)	\$ (32,693.00)	In site paving number	Excl				
Stoop caps at outbuildings	\$ (2,060.00)					Excl		
Housekeeping, locker, generator pads	\$ 35,828.00	\$ 35,828.00	\$ 35,828.00	\$ 35,828.00	Inc			
Pan stairs and landings	Inc	Inc	Inc	Inc	Inc			
Auditorium Risers	Inc	Inc	Inc	Inc	Inc			
Auditorium Geofoam	Excl	\$ (57,843.00)	Excl	Excl	Excl			
Locker Room benches	Excl	Excl	Excl	Excl	Excl			
Locker bases in corridors	Excl	\$ (1,967.00)	Excl. see unit rate		Above			
Materials								
Concrete	Inc	Inc	Inc		Inc			
Vapor barrier	Inc	Inc	Inc	Inc	Inc			
Void forms	Inc	Inc	Need price					
Insulation	Inc	\$ 21,274.00	\$ 19,175.00	Inc				
Saw cuts	Inc	Inc	Inc		Inc			
Expansion and control joints	Inc	Inc	Inc	Inc	Inc			
Temp protection	Inc	Inc	Inc		Inc			
FF and FL test per spec	3rd party testing	3rd party testing	3rd party testing	3rd party testing	3rd party testing			
Dewatering	Included at areas they're in	Included at areas they're in	Excl		Included at areas they're in			
All equipment (including pump trucks)	Inc	Inc	Inc					
Washout	\$ 2,800.00		\$ 2,360.00		Inc			
Material Escalation	Inc. thru duration	Inc. thru duration	Inc. thru duration		Inc. thru duration			
Moisture reducing admixture	Excl	Excl	Unit rate	Excl	Excl			
Background checks	Inc	Inc	Inc		Inc			
Bond Rate	LS	1.5%	3.0%	2.0%	2.0%			
Bond Value	\$ 19,746.00	\$ 24,497.58	\$ 50,764.89	\$ 37,273.30	\$ 42,198.56			
Total Bid	\$ 1,632,103.00	\$ 1,657,669.60	\$ 1,742,927.92	\$ 1,900,938.32	\$ 2,152,126.58			

Paving

Bennington High School										Budget	\$ 3,195,899.00
Bid Package #4										Cost	\$ 3,048,932.00
Bid Date 9/9/2025										Variance	\$ (146,967.00)
Subcontractor / Supplier	AM	TR	East River	Heartland	Marsh Creek	Silver Ridge	K2	Mackie			
Base Bid	\$ 3,223,436.00	\$ 2,994,290.00	\$ 2,981,294.00	\$ 3,408,144.00	\$ 3,486,578.00	\$ 3,684,400.00	\$ 3,570,000.00	\$ 4,563,426.00			
Acknowledge Documents							LATE	LATE			
BP#4 Drawings	Inc	Inc	Inc		Inc	Inc					
BP#4 Specs	Inc	Inc	Inc		Inc	Inc					
BP#4 Addendum 001 (DLR)	Inc	Inc	Inc		Inc	Inc					
BP#4 Addendum 002 (DLR)	Inc	Inc	Inc		Inc	Inc					
BP#4 Addendum 003 (DLR)	Inc	Inc	Inc		Inc	Inc					
50% CD Set	Inc	Inc	Inc		Inc	Inc					
All site paving	Inc	Inc		Inc	Inc	Inc					
Multiple paving depths	Inc	Inc	Inc	Inc	Inc	Inc					
Streets, driveways (not OPW)	Inc	Inc	Inc	Inc	Inc	Inc					
Parking lots	Inc	Inc	Inc	Inc	Inc	Inc					
Paving at sports fields	Inc. Discus and long jump only	\$ 16,230.00	All included	Inc. all pads/flatwork.	All except shot put pads	Inc. all pads/flatwork.					
ADA ramp pads	Inc supply and install			Install only, no supply	Inc.	Inc. plastic, not steel					
Site stairs and cheek walls	Inc. Stairs per Omaha plate	Inc	\$ 4,876.00	Stairs only. No walls, foundations	Inc	Stairs only					
Stoop caps	Inc	\$ 32,693.00	Inc.	Inc	\$ 19,811.00	Inc					
Stoop caps at outbuildings	\$ 5,213.00	\$ 2,778.00	\$ 4,310.00		\$ 2,060.00	Inc					
Site benches	Excl	Excl	Excl	Excl	Excl	Excl					
Loading dock	Inc	Inc	Inc	Inc	Inc	Inc					
Loading dock caps	\$ 10,500.00	\$ 17,870.00		Inc	\$ 1,600.00	Inc					
Monument sign	Excl	Excl	Excl	Excl	Excl	Excl					
Dugout flatwork	Inc	Inc	\$ 11,746.00	Inc	Inc	Inc					
Decorative concrete	Standard colors, no stamp	Standard colors, no stamp	Standard colors, no stamp	Standard colors, no stamp	Standard colors, no stamp	Standard colors, no stamp					
Subgrade prep	Inc	Inc	Inc	Excl	Inc	Inc					
Install rebar and dowels	Inc	Inc	Inc	Inc	Inc	Inc					
Backfill	Excl	Excl	Excl	Excl	Excl	Excl					
Football Field Grandstands	\$ (250,000.00)	Excl	Excl	Excl	Excl	Excl					
Collars at manholes	Excl	Excl	Exc	Excl	Excl	Excl					
Bollard install	Includes install of (50)	Includes install of (46)	Includes install of (44)	Includes install of (44)	\$ 8,800.00	Includes install of (44)					
Light pole bases	Excl	Excl	\$ (1,650.00)	Excl	Excl	Excl					
Items missed in base amount	N/A	N/A	\$ 136,957.00	N/A	N/A	N/A					
Materials					Inc						
Concrete	Inc	Inc	Inc		Inc	Inc					
Void forms	Inc	Inc	Inc		Inc	\$ 9,440.00					
Vapor barrier	Inc	Inc	Inc		Inc	Excl					
Dowels	Inc	\$ 35,000.00	\$ 32,789.00	Install only, no supply	Inc	\$ 19,234.00					
Keyways	Inc		Inc		Inc	To send price					
All equipment and pump trucks	Inc	Inc	Inc		Inc	Inc					
Washouts	Inc	Inc	Inc		\$ 2,800.00	\$ 2,360.00					
Schedule - Add housing	N/A	N/A	\$ 62,596.00	N/A	N/A	N/A					
Schedule - Add material escalation	Good thru full duration.	N/A	\$ 25,490.00		N/A	SR to confirm					
Schedule - Additional pump	N/A	N/A	\$ 22,440.00	N/A	N/A	N/A					
Schedule - Additional mobilization	N/A	N/A	\$ 3,543.00	N/A	N/A	N/A					
Background checks	Inc	Inc	Inc		Inc	Inc					
Bond Rate	2.0%	1.50%	2.5%		LS	LS					
Bond Cost	\$ 59,782.98	\$ 44,914.35	\$ 82,151.00	\$ 30,866.00	\$ 36,199.00	\$ 111,463.02					
Total Bid	\$ 3,048,932.00	\$ 3,143,775.35	\$ 3,366,542.00	\$ 3,439,010.00	\$ 3,557,848.00	\$ 3,826,897.05	\$ 3,570,000.00	\$ 4,563,426.00			

Access & Maintenance

Bennington High School					Budget		\$ 1,189,185.00
Bid Package #4					Cost		\$ 1,185,000.00
Bid Date 9/9/2025					Variance		\$ (4,185.00)
Subcontractor / Supplier	Hausmann	Gana					
Base Bid	\$ 1,185,000.00	\$ 1,410,000.00					
Acknowledge Documents							
BP#4 Drawings	Yes	Yes					
BP#4 Specs	Yes	Yes					
BP#4 Addendum 001 (DLR)	Yes	Yes					
BP#4 Addendum 002 (DLR)	Yes	Yes					
BP#4 Addendum 003 (DLR)	Yes	Yes					
50% CD Set	Yes	Yes					
SWPPP install and maintenance							
SWPPP removal	Inc	Inc					
Temp sidewalks throughout	Inc	Inc					
Crane / access roads	Inc	Inc					
Temp road removals	Inc	Inc					
Snow removal for site	Inc	Inc					
Covered walkways	Inc	Inc					
Site Maintenance	Inc	Inc					
Dewatering	Inc	Inc					
Background checks	Inc	Inc					
Bond							
Total Bid	\$ 1,185,000.00	\$ 1,410,000.00	\$ -	\$ -			

Hoisting and Material Handling

Bennington High School		Budget	\$	911,203.00
Bid Package #4		Cost	\$	890,000.00
Bid Date 9/9/2025		Variance	\$	(21,203.00)
Subcontractor / Supplier	Hausmann			
Base Bid	\$ 890,000.00			
Acknowledge Documents				
BP#4 Drawings	Yes			
BP#4 Specs	Yes			
BP#4 Addendum 001 (DLR)	Yes			
BP#4 Addendum 002 (DLR)	Yes			
BP#4 Addendum 003 (DLR)	Yes			
50% CD Set	Yes			
All Hoisting	Inc			
Hoisting of equip to roof	Inc			
All necessary HE	Inc			
Offloading all deliveries	Inc			
Staging and relocating materials	Inc			
Certified operators	Inc			
Flagmen	Inc			
Traffic Control	Inc			
Background checks	Inc			
Bond				
Total Bid	\$ 890,000.00			

Surveying

Bennington High School							
Bid Package #4						Budget	\$ 120,000.00
Bid Date 9/9/2025						Cost	\$ 121,900.00
						Variance	\$ 1,900.00
Subcontractor / Supplier	Alpha	McClure	CNC	JEO			
Base Bid	\$ 112,450.00	\$ 115,000.00	\$ 108,600.00	\$ 34,000.00			
Site Control and benchmarks	Inc	Inc	Inc	\$ 1,250.00			
Layout and Staking					INCOMPLETE BID		
Building corners	Inc	Inc	Inc	Inc			
Grid line offsets	Inc	Inc	Inc	Inc			
Storm sewer and structures	Inc	Inc	Inc	Inc			
Sanitary Sewer and structures	Inc	Inc	Inc	Inc			
Water lines (hydrants, PIV)	Inc	Inc	Inc	Inc			
Paving Surfaces	Inc	Inc	Inc	Excluded			
Well Field and Vault	Excluded	Excluded	\$ (3,342.00)	Excluded			
Retaining walls and fencing	Inc	Excluded	Inc	Excluded			
Transformer Pads	Inc	Excluded	Inc	Excluded			
Trash Enclosure Storage Shed	Inc	Excluded	Inc	Excluded			
Baseball and Softball Fields	Inc			Excluded			
Track	Inc	Excluded	Excluded	Excluded			
Tennis Courts	Inc			Excluded			
Long jump, Pole vault, discus, shot-put	Inc			Excluded			
Outbuildings	Inc	Excluded	Inc	Excluded			
Light poles	Excluded	Inc	Inc	Excluded			
Additional Mobs	\$550/HR			Excluded			
Hourly rate - Office	\$125/HR	\$150/HR	\$150/HR	\$125/HR			
Hourly rate - field	\$195/HR	\$225/HR	\$225/HR	\$250/HR			
Alternate - Geopiers	\$6.75/ea	\$11.00/ea	\$28/ea	\$13.00/EA			
assuming 1400 piers	\$ 9,450.00	\$ 15,400.00	\$ 39,200.00	\$ 18,200.00			
Background checks	Inc	Inc	Inc	Inc			
Bond	N/A	N/A	N/A	N/A			
Total Bid	\$ 121,900.00	\$ 130,400.00	\$ 144,458.00	\$ 53,450.00			

Steel and Precast Erection

Project: Bennington High School												
Bid Package: #6												
Bid Date: 11/20/2025												
								Budget	\$ 2,674,247.00			
								Cost	\$ 2,216,865.00			
								Over/Under	\$ (457,382.00)			
Subcontractor / Supplier Base Bid	Northwest			Atlas			Patriot		M&M			
	\$	2,216,865.00		\$	2,572,500.00		\$	2,645,200.00		\$	2,800,000.00	
Acknowledge Documents	Yes			Yes								
BP#6 Drawings	Inc			Inc								
BP#6 Specs	Inc			Inc								
Addendum 003	Inc			Inc								
Addendum 004	Inc			Inc								
Addendum 005	Inc			Inc								
Addendum 006	Inc			Inc								
Acknowledge and meet schedule	Yes		5 crews working for total of 195 day duration (3 erection; 2 detail) - 5 guys per crew	Yes		Will have a total of 5 crews - ABCDE 85 days precast; ABCDE 115 days steel; FGH 80 days steel (3 erection; 2 detail) - 5 guys a crew						
Main Building, Outbuildings, Site-Wide	Inc			Inc								
Receive, unload, stage, and manage deliveries of all metals.	Inc			Inc								
Engineering and stamped drawings for temp bracing.	Inc			Inc								
Precast panels and components	Inc			Inc								
Double tee structures	Inc			Inc								
Hollow core structures	Inc			Inc								
Structural and misc. steel	Inc			Inc								
Decking	Inc			Inc								
Cut metal deck penetrations for all trades	Excl		Steel supports incl., will mark top of decking for others to cut	Excl		all supports for roof openings included						
Wall bracing at CMU	Inc			Inc								
Interior railings	Inc			Inc								
Exterior railings	Inc			Inc								
Core drilling and grouting for rail systems	Inc			Inc								
Elevator Hoist and Safety Beam	Inc			Inc								
PEMB erection	Excl			Excl								
Multiple crews working in different areas	Inc			Inc								
Cable and turnbuckles	Inc			Inc		Add \$12,000 if needed at gym track						
All layout	Inc			Inc								
Erect precast panel duration			Avg 15 per day			8-10 panels a day						
Allowance for 3C/S5.1			\$240/EA			\$650/EA						
unknown quantity for this detail until Mech Contractor on board												
Warranties per Spec	Inc			Inc								
All costs are good thru full project duration	Yes			Yes								
Background Checks	Inc			Inc								
Taxes	Excl			Excl								
Scope overlap						\$ (195,500.00)						
Bond	Inc			2%		\$ 47,540.00			\$ 52,904.00			\$ 56,000.00
Total Bid	\$	2,216,865.00		\$	2,424,540.00		\$	2,698,104.00		\$	2,856,000.00	

Waterproofing, Air Barrier, Drain Tile

Project: Bennington High School		Budget	\$ 313,110.00
Bid Package: #6		Cost	\$ -
Bid Date: 11/20/2025		Over/Under	\$ (313,110.00)
Subcontractor / Supplier	Kucera		
Base Bid	\$ 433,100.00		
Acknowledge Documents	Yes		
BP#6 Drawings	Inc		
BP#6 Specs	Inc		
Bid Addendum 001 / DLR Addendum 003	Inc		
Bid Addendum 002 / DLR Addendum 004	Inc		
Bid Addendum 003 / DLR Addendum 005	Inc		
Bid Addendum 004 / DLR Addendum 006	Inc		
Acknowledge and meet schedule	Yes		
Main Building, Outbuildings, Site-Wide	Inc	All areas included in bid.	
Grandstand, softball, baseball structures	Inc	All areas included in bid.	
Below-grade waterproofing	Inc	Complete scope included in bid.	
Drain Tile / Perforated Pipe Drain	Inc	Complete scope included in bid.	
Connection to storm system	Excl	By Site Utilities sub	
Below-grade insulation	Inc	Complete scope included in bid.	
Waterproofing, insulation, and drainage mat at below-grade stage edge (A11.31)	Inc	Complete scope included in bid.	
Above-grade air/weather barriers	Inc	Complete scope included in bid.	
Flashing	Inc	Complete scope included in bid.	
Ice and water shield, other underlayments	Inc	Complete scope included in bid.	
Air/Weather barriers at parapets	Inc	Complete scope included in bid.	
Products per Specs	Yes		
Products by Approved Manuf.	Yes		
Granular fill at Drain Tile / Perforated Pipe Drain	Inc	Complete scope included in bid.	
Material Supply:	Inc	Includes all material.	
Piping	Inc		
Sheet membranes	Inc		
Fluid-applied membranes	Inc		
Insulation	Inc		
Protection board	Inc		
Granular fill	Inc		
Permits	Inc	If required.	
Inspections	Excl	By Site Utilities sub.	
Warranties per Spec	Yes		
All costs are good thru full project duration	Yes		
Background Checks	Inc		
Meet Hausmann insurance requirements	Yes		
Taxes	Excl		
Bond	N/A		
Total Bid	\$	433,100.00	\$ - \$ -

Termite Control

Project: Bennington High School					
Bid Package: #6				Budget \$ 24,311.00	
Bid Date: 11/20/2025				Cost \$ -	
				Over/Under \$ (24,311.00)	
Subcontractor / Supplier	Bear Services				
Base Bid	\$	21,070.00			
Acknowledge Documents	Yes				
BP#6 Drawings	Inc				
BP#6 Specs	Inc				
Addendum 003	Inc				
Addendum 004	Inc				
Addendum 005	Inc				
Addendum 006	Inc				
Products per Specs	Inc				
Products by Approved Manuf.	Inc				
All locations per Specs	Inc				
Acknowledge and meet schedule	Inc				
Able to keep up with concrete subs	Inc				
Main Building, Outbuildings, Site-Wide	Inc				
Final reports	Inc				
Warranties per Spec	Inc	5 year per spec			
All costs are good thru full project duration	Inc				
Background Checks	Inc				
Taxes	Excl				
Bond	N/A				
Total Bid		\$ 21,070.00	\$ -	\$ -	

C. Discuss, Consider, and Take Action on District Purchases

The Building/Finance Committee met on November 10th to review potential district purchases, including the five-year bus and van replacement schedule. In recent months, opportunities have arisen to accelerate this schedule through auction purchases at favorable rates; however, timely approval was not possible, resulting in missed opportunities for the district. At the conclusion of the discussion, the Building and Finance Committee recommends approval of the following purchases:

Building	Description	Cost	Fund	Vendor	General Notes
District	Bus	\$150,000	Depreciation	TBD	This authorization allows the administration to purchase used buses or vans as needed, up to a total of \$150,000.
Total Costs	Depreciation Fund – \$150,000				

The Building/Finance committee is unanimously recommending the approval of this advanced purchase allotment.

D. Discuss, Consider, and Take Action on Technology Purchases

Each year, the district continues to invest in the technology necessary to operate the school in the current digital age. Below is the first proposed technology purchase for the 2026-27 school year. The second proposed purchase will take place in March, but these particular devices if purchased now can be done with significant savings to the district. The funds were included in the 2025-26 budget approved at the start of the school year. Mr. Uchtman has a five-year plan for technology purchases that is continually under review to ensure it meets the needs of our growing student population.

Item	Description	Vendor	Total Cost
Dell CTO Chromebook	Chromebook rotation replacement and growth for students. Rotations are set up for sixth and ninth grade. The order is for 780 devices at \$162.49 per device.	CDW	\$126,742
13" MacBook Air	MacBook Airs will be replacing 140 staff devices. BPS currently has a four-year rotation for staff devices, with roughly a quarter of all staff devices being replaced each year. The order is for 140 staff devices at \$938 per device, including the device and AppleCare warranty.	Apple	\$131,320
Touchscreen Chromebooks	K-2 students utilize touchscreen Chromebooks. The devices coming down from eighth grade and twelfth grade are not touchscreen units. This order would ensure we have enough devices for all K-2 students. The order is for 125 devices at \$230.10.	CDW	\$28,763
Chrome Licensing	Each Chromebook purchase requires a management license to be enrolled in the Google admin system. The license is \$31 per unit and covers the unit for 7 years. We are purchasing 905 units this year that need licensed.	CDW	\$28,055
TOTAL PROPOSED TECHNOLOGY EXPENDITURES			\$314,880

If these same number of devices were to be purchased using the rates from last year, the total would have been \$430,705. By acting earlier in the year with current pricing, we are able to save the district \$115,825.

The hardware budget for this fiscal year was set at \$500,000. The proposed upfront expenditures total \$314,880. This places the current technology hardware budget \$185,120 under budget with the final order taking place later in the school year.

E. Discuss, Consider, and Take Action on Mechanical Service Contract

The District has benefited from maintaining a single-source provider for mechanical services on all HVAC equipment. Over the past several years, Cerris (formerly MMC) has provided mechanical services, offering consistent maintenance, system familiarity, and dependable support. Trane has provided controls for the district during the same time period.

At the conclusion of the previous three-year agreement, the District conducted a Request for Proposal (RFP) process to establish a new three-year service agreement. This agreement includes inspections on all HVAC equipment, preferred pricing for all repair work, and service for all controls of the equipment. Details of the proposed agreements are summarized BELOW.

Summary of Service Agreement Details:

- The maintenance plan includes two (2) scheduled inspections per year as outlined in the agreement.
- If corrective measures or repairs exceeding the authorized limit are identified during inspections, a detailed proposal with recommendations will be provided to the District.
- Emergency services are not included in the inspection plan; however, a four-hour response time is guaranteed for all emergency service calls.
- Additional services, emergency work, parts, or replacements will be billed according to Cerris' current service rates.

Multi Year Pricing:

- Year 1 – \$68,969 – \$125.75/hr. – \$25 trip charge
- Year 2 – \$68,969 – \$125.75/hr. – \$25 trip charge
- Year 3 – \$70,969 – \$125.75/hr. – \$25 trip charge

Cost Breakdown:

- Bennington High School – \$23,567
- Bennington Middle School – \$14,647
- Anchor Pointe Elementary – \$4,795
- Bennington Elementary – \$5,328
- Heritage Elementary – \$4,795
- Pine Creek Elementary – \$4,263
- Stratford Elementary – \$5,328

Financial Summary:

The annual cost for the mechanical service agreement is \$68,969 for the first two years and \$70,969 for the third, which covers inspections but not repair or replacement costs. Historical records show the District spent \$239,792 on necessary HVAC repairs during the 2024-25 fiscal year, in addition to the prior service agreement.

With the previous maintenance agreement at \$76,494 annually, this new agreement provides a cost savings of \$20,575 over the duration of the three-year contract.

Recommendation:

The Building/Finance Committee is recommending approval of a three-year agreement with Cerris as the District's provider for HVAC inspection and service needs.

2025 Superintendent Evaluation

A Summary of Feedback from the Board of Education

The Board of Education (“Board”) is required by Nebraska Statute §79-828, Board policy (302.05) and contract to formally evaluate the Superintendent’s performance at least annually in each year of employment with the District. All six board members provided an evaluation of the Superintendent’s performance from January through November 2025. The Board will perform its next evaluation of the Superintendent in December of 2026.

The Superintendent and the Board President reviewed the feedback from the last twelve (12) months and noted areas of both strength and opportunity. The Superintendent performance evaluation reflects six priority areas including: board relations; community relations; staff and personnel relations; educational leadership; business & finance; and personal qualities.

Board members agreed that the Superintendent demonstrates strong performance in the following areas:

1. Communication that is consistent, detailed, transparent
2. Analytical and strategic decision making under pressure
3. Strong leadership across instructional, operational and financial domains.
4. Organization, work ethic and long-term planning
5. Consensus builder

Particular strengths were noted with Dr. Plas’ ability to communicate, build consensus and rapport with the community, and make thoughtful, strategic decisions.

The Board expressed opportunity for growth in work-life balance, delegation to address high volume workload and engaging the board beyond the board room and related business for team collaboration.

In conclusion, the Board is extremely happy with the Superintendent’s job performance and looks forward to a great year ahead.