

**GOODHUE COUNTY EDUCATION DISTRICT BOARD AGENDA**

**Thursday, February 27, 2025 at 7:00 PM**

**Cannon Falls Public School/HSMS Boardroom**

**820 E. Minnesota St. E.**

**Cannon Falls, MN 55009**

**AGENDA**

- I. **Pledge of Allegiance:**
- II. **Call to Order/Adoption of Agenda:**
- III. **Consent Agenda:**
  - A. Approval of January 23, 2025 Board Minutes

2

GOODHUE COUNTY EDUCATION DISTRICT  
BOARD MINUTES  
Thursday, January 23, 2025 at 7:00 PM  
River Bluff Education Center  
395 Guernsey Ln.  
Red Wing, MN 55066

**PRESENT:** H. Oeltjen, A. Dicke, T. Bjornstad, J. Lohmann, J. Strain (Alt.), M. Syverson

**ABSENT:** J. Williams

**OTHERS:** C. Johnson, C. Luhman, Liz Diggins

- I. **Pledge of Allegiance:**
- II. **Call to Order/Adoption of Agenda:** J. Lohmann called the meeting to order at 7:00 p.m. M. Syverson motioned to adopt the agenda. A. Dicke seconded, motion passed 6-0.
- III. **Annual Reorganization:**
- IV. **Board Officers: Chair, Vice Chair, Officer of Business Affairs (Elected Chair and Officer of Business Affairs will need to sign SMART Signature Form):** T. Bjornstad nominated J. Lohmann for Chair. There were no other nominations for Board Chair. J. Lohmann nominated A. Dicke for Vice Chair. There were no other nominations for Vice Chair. A. Dicke nominated M. Syverson for Officer of Business Affairs. There were no other nominations for Officer of Business Affairs.
- V. **Board Salaries: Current \$90 regular meetings, \$75 negotiation meetings, \$60 special board meetings. \$300 yearly stipend for Board Chair. Mileage is set at the current Federal Reimbursement Rate.** A. Dicke motioned to keep the board salaries as presented. T. Bjornstad seconded, motion passed 6-0.
- VI. **Official Newspaper: Currently Red Wing Republican Eagle:** M. Syverson motioned to have the Red Wing Republican Eagle as the Official Newspaper. A. Dicke seconded, motion passed 6-0.
- VII. **Official Depositories: Merchants Banks in Red Wing, Bremer Bank and MSDLAF:** T. Bjornstad motioned to have Merchants Bank in Red Wing, Bremer Bank and MSDLAF as the Official Depositories. M. Syverson seconded, motion passed 6-0.
- VIII. **Official Legal Advisor: Currently Ratwik, Roszak & Maloney, P.A.:** M. Syverson motioned to have Ratwik, Roszak & Maloney, P.A. as the Official Legal Advisor. J. Lohmann seconded, motion passed 6-0.
- IX. **Board Meeting Calendar: 2025 GCED Board Meeting Calendar:** M. Syverson motioned to approve the 2025 GCED Board Meeting Calendar. H. Oeltjen seconded, motion passed 6-0.
- X. **Meet and Confer Committee:** Current Representative is T. Bjornstad. M. Syverson motioned to approve T. Bjornstad for the Meet and Confer Committee. H. Oeltjen seconded, motion passed 6-0.

- XI. Policies Committee:** Current Representative is T. Bjornstad. M. Syverson motioned to approve A. Dicke and T. Bjornstad for the Policies Committee. H. Oeltjen seconded, motion passed 6-0.
- XII. Insurance Committee:** Current Representative is B. Brintnall. M. Syverson motioned to approve H. Oeltjen for the Insurance Committee. H. Oeltjen seconded, motion passed 6-0.
- XIII. Negotiations Committee:** Current Representatives are J. Lohmann & J. Stehr. M. Syverson motioned to approve J. Lohmann & H. Oeltjen for the Negotiations Committee. H. Oeltjen seconded, motion passed 6-0.
- XIV. Technology Committee:** Current Representative is J. Lohmann. M. Syverson motioned to approve J. Lohmann for the Technology Committee. H. Oeltjen seconded, motion passed 6-0.
- XV. Resolution Memberships:** MN School Board Association (MSBA), MSBA Policy Continuation, Minnesota Rural Educators Association (MREA) and Southeast Service Cooperative (SSC). M. Syverson motioned to approve the Resolution Membership. A. Dicke seconded, motion passed 6-0.
- XVI. Authorization to invest surplus funds wire transfers within funds:** Currently Cheryl Johnson, Executive Director, and Jackie Paradis, Business Manager. H. Oeltjen motioned to approve Cheryl Johnson and Jackie Paradis authorization to invest surplus funds wire transfers within funds. J. Lohmann seconded, motion passed 6-0.
- XVII. EDIAM (Education Identity & Access Management) Board Resolution:** J. Lohmann motioned to approve the EDIAM Board Resolution. M. Syverson seconded, motion passed via roll call vote. J. Strain-yes; M. Syverson-yes; J. Lohmann-yes; T. Bjornstad-yes; A. Dicke-yes; H. Oeltjen-yes.
- XVIII. Consent Agenda:** A. Dicke motioned to approve the consent agenda. H. Oeltjen seconded, motion passed 6-0.
- A.** Approval of December 5, 2024, Board Meeting  
Minutes Approval of December 18, 2024, Special Board Meeting Minutes
  - B.** Approval of Claims: J. Lohmann
  - C.** Staff Updates:
    - 1. Resignations: *Cami Sells, Social Studies Teacher - 5RO effective 1/20/25; JaNae Bowsell, Director of American Indian Education - GCED effective immediately*
    - 2. New Hire: *Dalila Loyo, EL/ML Teacher - Lake City effective 2025-2026 SY or earlier if released; Teasha Archambault 0.2 PT effective 01/20/2025; Jayne Molde-Boeding 0.2 PT effective 01/20/2025*
    - 3. Transfers:
    - 4. Re-assignment:
- XIX. Public Input:** The policy of the education district board is to encourage discussion by persons of subjects related to the management of the district at board meetings. The board shall, as a matter of policy, protect the legal rights to privacy and due process of employees and students. Persons who wish to have a subject discussed at a public board meeting must notify the executive director's office in advance of the board meeting. The person should provide his or her name, address, the name of group

represented (if any), and the subject to be covered or the issue to be addressed. The board retains the discretion to limit discussion of any agenda item to a reasonable period of time as determined by the board.

**XX. Reports and Communication:**

- A. Business Manager Report:** As of December 31, 2024, we have received \$7,295,280 or 37.18% of the adopted budget, compared to 33.51% on December 31, 2023 and 35.42% on December 31, 2022. We have expended \$7,018,539 or 35.54% of the adopted expense budget, compared to 32.92% on December 31, 2023 and 34.50% on December 31, 2022. Cash flow is tight now as we get ready to make our semi-annual lease payment. It will improve later this winter into spring as we start building cash balance to make the July lease payment.
- B. RBEC Coffee Shop & Limb Lab Presentation:** C. Johnson welcomed Liz Diggins, Work Based Learning Teacher. L. Diggins provided the board with an overview of two new work-based initiatives, the RBEC Coffee Shop and Limb Lab, happening at RBEC. Both of these opportunities will bring real life work experiences to our students.
- C. Liz Quackenbush Donation Presentation:** C. Johnson shared information about the Liz Quackenbush donation that RBEC received. This grant will continue to support the students at RBEC being introduced to the outdoors in an education setting and continue to allow us to take students on outdoor field trips.
- D. Guidance on Planned Asynchronous Instruction E-Learning Days:** C. Johnson provided an update on the recent MDE Guidance of Planned Asynchronous Instruction E-Learning Days.

**XXI. Old Business:**

**A. Policy Update:**

204 - Education District Board Meeting Minutes. T. Bjornstad

motioned to approve Policy 204. A. Dicke seconded, motion passed 6-0.

205 - Open Meetings & Closed Meetings: H. Oeltjen motioned to approve Policy 205. J. Lohmann seconded, motion passed 6-0.

**XXII. New Business:**

**A. Licensed Staff Seniority List 2024:** M. Syverson motioned to approve the Licensed Staff Seniority List 2024. A. Dicke seconded, motion passed 6-0.

**B. Paraprofessional Seniority List 2024:** M. Syverson motioned to approve the Paraprofessional Seniority List 2024. A. Dicke seconded, motion passed 6-0.

**XXIII. Other:**

**XXIV. Comments: Board/Director:** J. Lohmann welcomed our newest board members, Jolyn Williams from Cannon Falls, Adam Dicke from Goodhe and Heath Oeltjen from Lake City. He also thanked Terese Bjornstad from Red Wing and Marilyn Syverson from Kenyon-Wanamingo for their continued work on the board. J. Lohmann thanked Jodi Strain from Cannon Falls for being the alternate at tonight's meeting.

**XXV. Next Meeting Date: Wednesday, February 5, 2025 Work Session 5:00-7:00 PM at River Bluff Education Center; Thursday, February 27, 2025, at 7:00 p.m. at Cannon Falls Schools MSHS Boardroom, 820 Minnesota St. E., Cannon Falls, MN 55009**

**XXVI. Adjournment:** M. Syverson motioned to adjourn. J. Lohmann seconded, motion passed 6-0 at 7:50 PM.



**Goodhue County Ed District  
Payment Reg by Bank and Check**

Bank	Batch	Pmt No	Check No	Pay Type	Grp Code	Rcd	Vendor	Tax Class	Print	Recon	Void	Pay/Void Date	Amount
MERC		40514		Direct Pymt	1	00231	ZUMBRO EDUCATION DISTRICT		Yes	Yes	No	01/27/2025	650.00
MERC		40515		Direct Pymt	1	00707	MENARD'S RED WING		Yes	Yes	No	01/27/2025	26.45
MERC		40516		Direct Pymt	1	02672	METRO SALES, INC.		Yes	Yes	No	01/27/2025	742.00
MERC		40517		Direct Pymt	1	1784	NCS PEARSON, INC.		Yes	Yes	No	01/27/2025	3,912.80
MERC		40518		Direct Pymt	1	2197	JOHNSON, CHERYL		Yes	Yes	No	01/27/2025	487.30
MERC		40519		Direct Pymt	1	2284	E. B. C., LLC /ACS		Yes	Yes	No	01/27/2025	141.72
MERC		40520		Direct Pymt	1	2585	TEACHERS ON CALL		Yes	Yes	No	01/27/2025	2,089.80
MERC		40521		Direct Pymt	1	2865	INTELLICENTS		Yes	Yes	No	01/27/2025	1,250.00
MERC		40522		Direct Pymt	1	2951	SHI		Yes	Yes	No	01/27/2025	13,677.00
MERC		40523		Direct Pymt	1	3282	PRESENCE LEARNING, INC		Yes	Yes	No	01/27/2025	5,665.00
MERC		40524		Direct Pymt	1	3415	AMAZON CAPITAL SERVICES		Yes	Yes	No	01/27/2025	68.12
MERC		40525		Direct Pymt	1	3421	ALBIN ACQUISITION CORP		Yes	Yes	No	01/27/2025	4.00
MERC		40526		Direct Pymt	1	3480	UMB BANK, N.A.		Yes	Yes	No	01/27/2025	776,508.75
MERC		40527		Direct Pymt	1	3544	OLSON, MEGAN		Yes	Yes	No	01/27/2025	131.00
MERC		40528		Direct Pymt	1	3628	AMPION PBC C/O DEPT. 8121		Yes	Yes	No	01/27/2025	2,233.64
MERC		40529		Direct Pymt	1	3673	AMPION PBC C/O DEPT. 8125		Yes	Yes	No	01/27/2025	49.82
MERC		40543		Wire	1	2216	KWIK TRIP EXTENDED NETWORK		No	Yes	No	01/27/2025	87.28
MERC		40544		Wire	1	3232	ENTERPRISE FM TRUST		No	Yes	No	01/27/2025	4,491.17
MERC		40545		Wire	1	04060	PERA-PUBLIC EMPLOYEES RETIREMT		No	Yes	No	01/30/2025	9,427.74
MERC		40546		Wire	1	04062	MN TEACHERS RETIREMENT ASSOC		No	Yes	No	01/30/2025	62,579.70
MERC		40547		Wire	1	2284	E. B. C., LLC /ACS		No	Yes	No	01/30/2025	20,404.61
MERC		40548		Wire	1	2392	US DEPT. OF TREASURY		No	Yes	No	01/30/2025	100,074.18
MERC		40549		Wire	1	2396	MN Dept of Revenue		No	Yes	No	01/30/2025	18,361.21
MERC		40550		Wire	1	2501	Merchants Bank		No	Yes	No	01/30/2025	6,613.46
MERC		40551		Direct Pymt	1	1984	E. B. C., LLC/Flex Contributions		Yes	Yes	No	01/30/2025	872.93
MERC		40554		Wire	1	03977	SOUTHEAST SERVICE COOPERATIVE		No	No	No	02/06/2025	122,237.44
MERC		40555		Wire	1	1280	DELTA DENTAL PLAN OF MN		No	No	No	02/06/2025	9,481.49
MERC		40556		Wire	1	2216	KWIK TRIP EXTENDED NETWORK		No	No	No	02/06/2025	1,037.16
MERC		40557		Direct Pymt	1	02672	METRO SALES, INC.		Yes	No	No	02/06/2025	657.04
MERC		40558		Direct Pymt	1	03350	REGION V COMPUTER SERVICES		Yes	No	No	02/06/2025	1,602.75
MERC		40559		Direct Pymt	1	04565	ZUMBROTA-MAZEPPA PUBLIC SCHOOL		Yes	No	No	02/06/2025	1,009.50
MERC		40560		Direct Pymt	1	09129	RED WING IND SCHOOL DIST 256		Yes	No	No	02/06/2025	7,177.61
MERC		40561		Direct Pymt	1	1483	LAKE CITY PUBLIC SCHOOLS		Yes	No	No	02/06/2025	810.00
MERC		40562		Direct Pymt	1	1497	BODENHAMER, SUSAN		Yes	No	No	02/06/2025	204.68
MERC		40563		Direct Pymt	1	1984	E. B. C., LLC/Flex Contributions		Yes	No	No	02/06/2025	125.00
MERC		40564		Direct Pymt	1	2440	LIBERTY'S RESTAURANT		Yes	No	No	02/06/2025	228.88
MERC		40565		Direct Pymt	1	2585	TEACHERS ON CALL		Yes	No	No	02/06/2025	2,786.40
MERC		40566		Direct Pymt	1	3002	MOLDE-BOEDING, JAYNE		Yes	No	No	02/06/2025	399.32

**Goodhue County Ed District  
Payment Reg by Bank and Check**

Bank	Batch	Pmt No	Check No	Pay Type	Grp Code	Rcd	Vendor	Tax Class	Print	Recon	Void	Pay/Void Date	Amount
MERC		40567		Direct Pymt	1	3249	BUCHAL, AMY		Yes	No	No	02/06/2025	269.20
MERC		40568		Direct Pymt	1	3415	AMAZON CAPITAL SERVICES		Yes	No	No	02/06/2025	558.88
MERC		40569		Direct Pymt	1	3465	WEISENBECK, STEPHANIE		Yes	No	No	02/06/2025	30.80
MERC		40570		Direct Pymt	1	3544	OLSON, MEGAN		Yes	No	No	02/06/2025	25.90
MERC		40571		Direct Pymt	1	3616	PRICE, MORGAN		Yes	No	No	02/06/2025	343.00
MERC		40572		Direct Pymt	1	3643	AWOLOPE, KAYLA		Yes	No	No	02/06/2025	505.42
MERC		40599		Wire	1	04060	PERA-PUBLIC EMPLOYEES RETIREMT		No	No	No	02/13/2025	9,666.35
MERC		40600		Wire	1	04062	MN TEACHERS RETIREMENT ASSOC		No	No	No	02/13/2025	60,718.57
MERC		40601		Wire	1	2284	E. B. C., LLC /ACS		No	No	No	02/13/2025	20,342.11
MERC		40602		Wire	1	2392	US DEPT. OF TREASURY		No	No	No	02/13/2025	97,860.06
MERC		40603		Wire	1	2396	MN Dept of Revenue		No	No	No	02/13/2025	17,915.37
MERC		40604		Wire	1	2501	Merchants Bank		No	No	No	02/13/2025	5,874.32
MERC		40605		Direct Pymt	1	1984	E. B. C., LLC/Flex Contributions		Yes	No	No	02/13/2025	493.76
MERC		40608		Direct Pymt	1	00707	MENARD'S RED WING		Yes	No	No	02/21/2025	290.18
MERC		40609		Direct Pymt	1	02672	METRO SALES, INC.		Yes	No	No	02/21/2025	1,377.50
MERC		40610		Direct Pymt	1	09129	RED WING IND SCHOOL DIST 256		Yes	No	No	02/21/2025	49,383.87
MERC		40611		Direct Pymt	1	1684	WILEY, ABBY		Yes	No	No	02/21/2025	6.00
MERC		40612		Direct Pymt	1	2197	JOHNSON, CHERYL		Yes	No	No	02/21/2025	480.20
MERC		40613		Direct Pymt	1	2284	E. B. C., LLC /ACS		Yes	No	No	02/21/2025	141.72
MERC		40614		Direct Pymt	1	2585	TEACHERS ON CALL		Yes	No	No	02/21/2025	2,220.74
MERC		40615		Direct Pymt	1	2648	OTICON		Yes	No	No	02/21/2025	639.99
MERC		40616		Direct Pymt	1	2865	INTELLICENTS		Yes	No	No	02/21/2025	1,250.00
MERC		40617		Direct Pymt	1	2898	ANDERSON, STACEY		Yes	No	No	02/21/2025	6.00
MERC		40618		Direct Pymt	1	3040	INTEREUM		Yes	No	No	02/21/2025	2,761.59
MERC		40619		Direct Pymt	1	3282	PRESENCE LEARNING, INC		Yes	No	No	02/21/2025	11,445.50
MERC		40620		Direct Pymt	1	3415	AMAZON CAPITAL SERVICES		Yes	No	No	02/21/2025	505.18
MERC		40621		Direct Pymt	1	3451	SCHENACH, MEGAN		Yes	No	No	02/21/2025	6.00
MERC		40622		Direct Pymt	1	3468	YUSTEN, NIKKI		Yes	No	No	02/21/2025	228.20
MERC		40623		Direct Pymt	1	3532	LUNDBERG BOGNER, MICHELLE		Yes	No	No	02/21/2025	32.20
MERC		40624		Direct Pymt	1	3592	PELLETIER, CORI		Yes	No	No	02/21/2025	23.80
MERC		40625		Direct Pymt	1	3617	DICK, OLIVIA		Yes	No	No	02/21/2025	368.96
MERC		40626		Direct Pymt	1	3628	AMPION PBC C/O DEPT. 8121		Yes	No	No	02/21/2025	1,059.81
MERC		40627		Direct Pymt	1	3670	GREEN, MADELYN		Yes	No	No	02/21/2025	112.00
MERC		40628		Direct Pymt	1	3673	AMPION PBC C/O DEPT. 8125		Yes	No	No	02/21/2025	33.13
MERC		40629		Direct Pymt	1	3709	AUSTIN, MADASYN		Yes	No	No	02/21/2025	18.90
MERC		40630		Direct Pymt	1	3736	EBERT, ABBY		Yes	No	No	02/21/2025	312.90
MERC		40631		Direct Pymt	1	3741	KRUEGER, SAMANTHA		Yes	No	No	02/21/2025	26.95
MERC		40649		Wire	1	2216	KWIK TRIP EXTENDED NETWORK		No	No	No	02/21/2025	393.00

Goodhue County Ed District  
Payment Reg by Bank and Check

Bank	Batch	Pmt No	Check No	Pay Type	Grp Code	Rcd	Vendor	Tax Class	Print	Recon	Void	Pay/Void Date	Amount
MERC		40391	21715	Check	1	2648	OTICON		Yes	No	Yes	02/20/2025	(639.99)
MERC		40539	21759	Check	1	3242	CORPORATE MECHANICAL		Yes	No	No	01/27/2025	656.00
MERC		40535	21760	Check	1	2871	EMC Insurance Companies		Yes	No	No	01/27/2025	7,894.06
MERC		40541	21761	Check	1	3743	HIAWATHA HOMECARE		Yes	No	No	01/27/2025	2,025.00
MERC		40536	21762	Check	1	2960	LANGUAGE LINE SERVICES		Yes	No	No	01/27/2025	44.72
MERC		40533	21763	Check	1	2302	RIESTER REFRIGERATION INC.		Yes	No	No	01/27/2025	657.00
MERC		40538	21764	Check	1	3078	SHRED-N-GO-446138		Yes	Yes	No	01/27/2025	81.93
MERC		40532	21765	Check	1	2212	SMITH-SCHAFFER & ASSOC., LTD		Yes	Yes	No	01/27/2025	500.00
MERC		40530	21766	Check	1	1015	THREE RIVERS COMMUNITY ACTION		Yes	Yes	No	01/27/2025	200.00
MERC		40540	21767	Check	1	3476	TOBII DYNAVOX, LLC		Yes	No	No	01/27/2025	1,053.12
MERC		40537	21768	Check	1	3011	U.S. BANK EQUIPMENT FINANCE		Yes	No	No	01/27/2025	580.00
MERC		40531	21769	Check	1	1789	UPS		Yes	No	No	01/27/2025	6.23
MERC		40534	21770	Check	1	2806	WCEPS		Yes	No	No	01/27/2025	360.00
MERC		40542	21771	Check	1	3758	YOURMEMBERSHIP.COM, INC		Yes	No	No	01/27/2025	1,000.00
MERC		40552	21772	Check	1	09118	EDUCATION MN - GCED		Yes	No	No	01/30/2025	3,301.12
MERC		40553	21773	Check	1	3235	Goodhue Co Ed Dist Paraprofessional Unic		Yes	No	No	01/30/2025	289.90
MERC	0	40593	21774	Check	1	3586	ADAM'S PEST CONTROL - MAIN		Yes	No	No	02/06/2025	51.00
MERC		40595	21775	Check	1	3611	ARROW BUILDING CENTER		Yes	No	No	02/06/2025	1,773.00
MERC		40591	21776	Check	1	3347	ASL INTERPRETING SERVICES, INC		Yes	No	No	02/06/2025	712.00
MERC		40576	21777	Check	1	01903	CANNON FALLS ISD #252		Yes	No	No	02/06/2025	375.00
MERC		40592	21778	Check	1	3505	CAPITAL ONE		Yes	No	No	02/06/2025	336.68
MERC		40590	21779	Check	1	3329	CHASE CARD SERVICES		Yes	No	No	02/06/2025	5,177.15
MERC		40574	21780	Check	1	00433	CITY OF RED WING		Yes	No	No	02/06/2025	2,175.70
MERC		40585	21781	Check	1	2959	CONTINENTAL PRESS		Yes	No	No	02/06/2025	265.44
MERC		40583	21782	Check	1	2376	DOVER-EYOTA ISD #533		Yes	No	No	02/06/2025	853.24
MERC		40596	21783	Check	1	3641	EMPLOYERS PREFERRED INS. CO		Yes	No	No	02/06/2025	3,501.40
MERC		40588	21784	Check	1	3126	FERNBROOK FAMILY CENTER		Yes	No	No	02/06/2025	32,632.09
MERC		40581	21785	Check	1	2357	FILLMORE CENTRAL ISD 2198		Yes	No	No	02/06/2025	268.15
MERC		40577	21786	Check	1	01904	GOODHUE PUBLIC SCHOOL		Yes	No	No	02/06/2025	682.50
MERC		40598	21787	Check	1	3743	HIAWATHA HOMECARE		Yes	No	No	02/06/2025	2,775.00
MERC		40587	21788	Check	1	3088	HILLYARD/HUTCHINSON		Yes	No	No	02/06/2025	1,375.04
MERC		40573	21789	Check	1	00367	KENYON-WANAMINGO PUBLIC SCHOC		Yes	No	No	02/06/2025	684.00
MERC		40584	21790	Check	1	2433	MN STATE COLLEGE SOUTHEAST		Yes	No	No	02/06/2025	672.00
MERC		40589	21791	Check	1	3296	MUTUAL OF OMAHA		Yes	No	No	02/06/2025	3,269.48
MERC		40597	21792	Check	1	3677	PICNICK'S		Yes	No	No	02/06/2025	1,004.40
MERC		40575	21793	Check	1	00670	FATWIK ROSZAK & MALONEY PA		Yes	No	No	02/06/2025	1,945.55
MERC		40582	21794	Check	1	2368	RUSHFORD-PETERSON DIST. #239		Yes	No	No	02/06/2025	2,105.22
MERC		40586	21795	Check	1	3011	U.S. BANK EQUIPMENT FINANCE		Yes	No	No	02/06/2025	212.00

**Goodhue County Ed District  
Payment Reg by Bank and Check**

Bank	Batch	Pmt No	Check No	Pay Type	Grp Code	Rcd	Vendor	Tax Class	Print	Recon	Void	Pay/Void Date	Amount
MERC		40578	21796	Check	1 1789		UPS		Yes	No	No	02/06/2025	2.54
MERC		40579	21797	Check	1 2303		WABASHA-KELLOGG PUBLIC SCHOOL		Yes	No	No	02/06/2025	388.50
MERC		40580	21798	Check	1 2315		WINONA PUBLIC SCHOOLS		Yes	No	No	02/06/2025	1,520.02
MERC		40594	21799	Check	1 3590		WORKFORCE DEVELOPMENT, INC		Yes	No	No	02/06/2025	20,547.94
MERC		40606	21800	Check	1 09118		EDUCATION MN - GCED		Yes	No	No	02/13/2025	3,264.64
MERC		40607	21801	Check	1 3235		Goodhue Co Ed Dist Paraprofessional Unic		Yes	No	No	02/13/2025	289.90
MERC		40642	21802	Check	1 2871		EMC Insurance Companies		Yes	No	No	02/21/2025	7,894.05
MERC		40638	21803	Check	1 2357		FILLMORE CENTRAL ISD 2198		Yes	No	No	02/21/2025	91.35
MERC		40635	21804	Check	1 2174		INNOVATIVE OFFICE SOLUTIONS		Yes	No	No	02/21/2025	51.49
MERC		40645	21805	Check	1 3566		JOSTEN'S INC		Yes	No	No	02/21/2025	211.95
MERC		40643	21806	Check	1 2960		LANGUAGE LINE SERVICES		Yes	No	No	02/21/2025	344.21
MERC		40632	21807	Check	1 06646		MASA		Yes	No	No	02/21/2025	339.00
MERC		40641	21808	Check	1 2433		MN STATE COLLEGE SOUTHEAST		Yes	No	No	02/21/2025	475.00
MERC		40648	21809	Check	1 3760		RED WING GOLF COURSE		Yes	No	No	02/21/2025	560.00
MERC		40637	21810	Check	1 2302		RIESTER REFRIGERATION INC.		Yes	No	No	02/21/2025	700.00
MERC		40647	21811	Check	1 3759		ROBERT BROOKE & ASSOCIATES		Yes	No	No	02/21/2025	116.00
MERC		40640	21812	Check	1 2417		ROSETTA STONE LTD.		Yes	No	No	02/21/2025	1,500.00
MERC		40644	21813	Check	1 3078		SHRED-N-GO-446138		Yes	No	No	02/21/2025	81.93
MERC		40636	21814	Check	1 2234		SOUTHWESTWST CENTRAL SERV.COC		Yes	No	No	02/21/2025	47,497.52
MERC		40639	21815	Check	1 2364		SPRING GROVE PUBLIC SCHOOLS		Yes	No	No	02/21/2025	385.00
MERC		40633	21816	Check	1 1617		THERAPY SHOPPE INC.		Yes	No	No	02/21/2025	97.28
MERC		40634	21817	Check	1 1855		TOM PARKER ELECTRIC		Yes	No	No	02/21/2025	115.00
MERC		40646	21818	Check	1 3716		UNITED TRANSLATION SERVICES, LLC		Yes	No	No	02/21/2025	1,101.60

Bank Total: \$1,634,465.06

Report Total: \$1,634,465.06

C. Staff Updates:

1. **Resignations:** *Sara Thompson, 5RO Teacher - effective end of 24-25 SY; Lexi Walker, School Psychology RW*
2. **New Hire:** *Rachel Shea, .17 FTE English Learner/Multilingual Learner Teacher - GCED/5RO effective 3/3/25; Levi Lexvold, Science Teacher-RBEC effective 2/24/25; Clay Gunderson, Setting IV Paraprofessional-RBEC effective 3/3/25; Cari Kohrs, POHI Teacher*
3. **Transfers:**
4. **Leave of Absence:**
5. **Retirement:** *Brenda Houck, Instructional Coach - RW effective end of 24-25 SY.*

IV. **Public Input:** The policy of the education district board is to encourage discussion by persons of subjects related to the management of the district at board meetings. The board shall, as a matter of policy, protect the legal rights to privacy and due process of employees and students. Persons who wish to have a subject discussed at a public board meeting must notify the executive director's office in advance of the board meeting. The person should provide his or her name, address, the name of group represented (if any), and the subject to be covered or the issue to be addressed. The board retains the discretion to limit discussion of any agenda item to a reasonable period of time as determined by the board.

V. **Reports and Communication:**

A. Business Manager Report

11

**Goodhue County Ed District  
Reconciliation Worksheet Report  
01/31/2025**

Audit No	Statement Date	Co	Bank Code	Bank Name/Description
1553	01/31/2025	6051	MERC	MERCHANTS BANK GENERAL

**Worksheet has been Finalized**

Statement Amount	54,252.41
Deposits in Transit	0.00
<b><u>Outstanding Payments</u></b>	
Checks	20,172.26
Wires	0.00
SHR - Payments	0.00
SHR - Third Party	0.00
Cash	0.00
ACH	0.00

<b>Adjustment Amount</b>	434,714.89
--------------------------	------------

Amount Per Bank	468,795.04
-----------------	------------

GL Account Balance	468,795.04
--------------------	------------

<b>Co</b>	<b>L</b>	<b>Fd</b>	<b>Org</b>	<b>Pro</b>	<b>Crs</b>	<b>Fin</b>	<b>O/S</b>	<b>Ty</b>
6051	B	01	101	000				F

Difference	0.00
------------	------

**Adjustments**

Manual	01/31/2025	KT	Wire	815.55	KT RECORDED IN FEB
Manual	01/31/2025	SWEEP	Deposit	433,899.34	SWEEP



**GOODHUE CO ED DISTRICT  
2024-25 CASH FLOW  
AS OF 2-21-25**

**JULY**

DATE	ACCOUNTS PAYABLE	PAYROLL	MISC. RECEIPTS	STATE AID	FEDERAL GRANT	RUNNING BALANCE
7/1/2024	(20,928.28)	(9,194.74)	-		180.54	1,166,131.27
7/9/2024	(430,444.50)	-	255.36		-	735,942.13
7/15/2024	(215,249.41)	(301,019.29)	-	615,136.93	-	834,810.36
7/20/2024	(270,423.19)	-	566,979.61		-	1,131,366.78
7/31/2024	(197,465.86)	(265,620.92)	3,541.59	89,355.93		761,177.52
<b>ENDING BALANCE</b>	<b>(1,134,511.24)</b>	<b>(575,834.95)</b>	<b>570,776.56</b>	<b>704,492.86</b>	<b>180.54</b>	<b>761,177.52</b>

**AUGUST**

DATE	ACCOUNTS PAYABLE	PAYROLL	MISC. RECEIPTS	STATE AID	FEDERAL GRANT	RUNNING BALANCE
8/1/2024		-	262,301.05			1,023,478.57
8/4/2024	(355,715.77)	-	-		-	667,762.80
8/15/2024	(237,065.62)	(343,024.91)		339,552.54	-	427,224.81
8/17/2024	(234,651.62)	-	575,308.28			767,881.47
8/30/2024	(199,410.49)	(267,390.10)	599,822.03	733,458.21		1,634,361.12
<b>ENDING BALANCE</b>	<b>(1,026,843.50)</b>	<b>(610,415.01)</b>	<b>1,437,431.36</b>	<b>1,073,010.75</b>	<b>-</b>	<b>1,634,361.12</b>

**SEPTEMBER**

DATE	ACCOUNTS PAYABLE	PAYROLL	MISC. RECEIPTS	STATE AID	FEDERAL GRANT	RUNNING BALANCE
9/1/2024	(670,307.09)	-	326,141.94		239,257.93	1,529,453.90
9/15/2024	(223,964.95)	(303,040.23)	15,065.60	154,323.75	17,931.01	1,189,769.08
9/17/2024	(1,043,703.19)	-	407,172.99		-	553,238.88
9/30/2024	(213,866.69)	(289,324.42)	530,764.35	457,190.06	427,848.88	1,465,851.06
<b>ENDING BALANCE</b>	<b>(2,151,841.92)</b>	<b>(592,364.65)</b>	<b>1,279,144.88</b>	<b>611,513.81</b>	<b>685,037.82</b>	<b>1,465,851.06</b>

**OCTOBER**

DATE	ACCOUNTS PAYABLE	PAYROLL	MISC. RECEIPTS	STATE AID	FEDERAL GRANT	RUNNING BALANCE
10/1/2024	(279,762.16)	-	-		-	1,186,088.90
10/9/2024	-	-	76,171.00			1,262,259.90
10/15/2024	(386,994.03)	(297,710.71)		100,686.08	-	678,241.24
10/20/2024	-	-	472,857.71		-	1,151,098.95
10/31/2024	(235,348.44)	(318,667.31)	3,238.09	421,982.25	16,008.41	1,038,311.95
<b>ENDING BALANCE</b>	<b>(902,104.63)</b>	<b>(616,378.02)</b>	<b>552,266.80</b>	<b>522,668.33</b>	<b>16,008.41</b>	<b>1,038,311.95</b>

**NOVEMBER**

DATE	ACCOUNTS PAYABLE	PAYROLL	MISC. RECEIPTS	STATE AID	FEDERAL GRANT	RUNNING BALANCE
11/1/2024	(195,869.57)	-	-		-	842,442.38
11/5/2024	-	-			6,379.90	848,822.28
11/15/2024	(290,755.88)	(301,627.81)	276,480.59	109,044.62	-	641,963.80
11/20/2024	-	-	358,359.82			1,000,323.62
11/30/2024	(661,847.94)	(296,897.56)	139,756.73	203,746.08	-	385,080.93
<b>ENDING BALANCE</b>	<b>(1,148,473.39)</b>	<b>(598,525.37)</b>	<b>774,597.14</b>	<b>312,790.70</b>	<b>6,379.90</b>	<b>385,080.93</b>

**DECEMBER**

DATE	ACCOUNTS PAYABLE	PAYROLL	MISC. RECEIPTS	STATE AID	FEDERAL GRANT	RUNNING BALANCE
12/1/2024	-	-	10,674.32		-	395,755.25
12/8/2024	-	-			337,219.94	732,975.19
12/15/2024	(325,317.17)	(293,198.74)	157,414.76	240,810.56		512,684.60
12/20/2024	(35,108.28)	-	419,390.13			896,966.45
12/31/2024	(209,256.42)	(293,433.89)	5,308.27	131,351.22	-	530,935.63
<b>ENDING BALANCE</b>	<b>(569,681.87)</b>	<b>(586,632.63)</b>	<b>592,787.48</b>	<b>372,161.78</b>	<b>337,219.94</b>	<b>530,935.63</b>

**JANUARY**

DATE	ACCOUNTS PAYABLE	PAYROLL	MISC. RECEIPTS	STATE AID	FEDERAL GRANT	RUNNING BALANCE
1/1/2025	(4,072.27)	-	183,408.38		-	710,271.74
1/8/2025	(230,491.65)	-	201,439.81		-	681,219.90
1/15/2025	(213,025.08)	(287,424.45)	40,436.60	8,858.75	336,922.90	566,988.62
1/20/2025	(827,273.91)	-	492,187.53		-	231,902.24
1/31/2025	(222,095.60)	(294,264.09)	288,223.27	369,873.82	95,155.40	468,795.04
<b>ENDING BALANCE</b>	<b>(1,496,958.51)</b>	<b>(581,688.54)</b>	<b>-</b>	<b>1,205,695.59</b>	<b>378,732.57</b>	<b>432,078.30</b>

**FEBRUARY**

DATE	ACCOUNTS PAYABLE	PAYROLL	MISC. RECEIPTS	STATE AID	FEDERAL GRANT	RUNNING BALANCE
2/1/2025	(234,795.10)	-	236,082.05			470,081.99
2/15/2025	(216,425.08)	(289,333.88)	204,380.34	245,477.82	62,460.67	476,641.86
2/20/2025	(134,045.71)	-	223,595.37		-	566,191.52
2/28/2025	(397,382.05)	(277,444.74)		238,932.13	161,373.18	291,670.04
<b>ENDING BALANCE</b>	<b>(982,647.94)</b>	<b>(566,778.62)</b>	<b>-</b>	<b>664,057.76</b>	<b>484,409.95</b>	<b>223,833.85</b>

**MARCH**

DATE	ACCOUNTS PAYABLE	PAYROLL	MISC. RECEIPTS	STATE AID	FEDERAL GRANT	RUNNING BALANCE
3/1/2025	-	-	305,591.48		28,788.70	626,050.21
3/15/2025	(411,889.95)	(277,398.66)	236,935.96	238,932.12	-	412,629.67
3/20/2025	-	-	363,513.45		-	776,143.12
3/31/2025	(432,403.77)	(274,877.81)	70,548.50	286,718.55	-	426,128.59
<b>ENDING BALANCE</b>	<b>(844,293.72)</b>	<b>(552,276.47)</b>	<b>-</b>	<b>976,589.38</b>	<b>525,650.67</b>	<b>28,788.70</b>

**APRIL**

DATE	ACCOUNTS PAYABLE	PAYROLL	MISC. RECEIPTS	STATE AID	FEDERAL GRANT	RUNNING BALANCE
4/9/2025	-	-	151,518.81		-	577,647.40
4/15/2025	(360,107.20)	(263,326.75)	602,324.55	191,145.71	263,759.95	1,011,443.67
4/20/2025	-	-	256,476.55		-	1,267,920.22
4/30/2025	(433,369.45)	(302,357.65)	2,256.88	429,238.90	-	963,688.90
<b>ENDING BALANCE</b>	<b>(793,476.65)</b>	<b>(565,684.39)</b>	<b>-</b>	<b>1,012,576.79</b>	<b>620,384.61</b>	<b>263,759.95</b>

**MAY**

DATE	ACCOUNTS PAYABLE	PAYROLL	MISC. RECEIPTS	STATE AID	FEDERAL GRANT	RUNNING BALANCE
5/1/2025	(251,706.29)	-	-		862.59	712,845.20
5/15/2025	(343,011.36)	(305,000.00)	232,147.96	238,932.13	-	535,913.93
5/20/2025	(154,144.83)	-	351,448.48		-	733,217.58
5/31/2025	(234,354.48)	(338,897.46)	221,192.30	238,932.12	-	620,090.07
<b>ENDING BALANCE</b>	<b>(983,216.95)</b>	<b>(643,897.46)</b>	<b>-</b>	<b>804,788.74</b>	<b>477,864.25</b>	<b>862.59</b>

**JUNE**

DATE	ACCOUNTS PAYABLE	PAYROLL	MISC. RECEIPTS	STATE AID	FEDERAL GRANT	RUNNING BALANCE
6/1/2025	(489,389.13)	-	704,652.44		-	835,353.38
6/15/2025	(223,675.69)	(319,983.92)	375,050.79		-	666,744.56
6/20/2025	-	-	439,044.67	238,932.13	-	1,344,721.36
6/30/2025	(411,775.79)	(296,362.63)	105,758.69		323,955.28	1,066,296.92
<b>ENDING BALANCE</b>	<b>(1,124,840.60)</b>	<b>(616,346.54)</b>	<b>-</b>	<b>1,624,506.58</b>	<b>238,932.13</b>	<b>323,955.28</b>

<b>TOTALS</b>	<b>(13,158,890.92)</b>	<b>(7,106,822.66)</b>	<b>-</b>	<b>11,495,219.07</b>	<b>6,322,612.41</b>	<b>2,318,105.27</b>	<b>1,066,296.92</b>
---------------	------------------------	-----------------------	----------	----------------------	---------------------	---------------------	---------------------

## Business Manager Report 2-27-25

### Budget 2024-25 as of 1/31/25

We have received \$9,127,360 or 46.51% of the adopted budget, compared to 43.55% at Jan 31, 2024 and 41.60% at Jan 31, 2023. We have expended \$9,088,064 or 46.02% of the adopted expense budget, compared to 41.95% at Jan 31, 2024 and 44.94% at Jan 31, 2023.

### Cash Flow

For your information. Cash flow is very tight right now but improves later this winter into spring as we start building cash balance to make the July payment.

### Jan Bank Rec

Attached for your information.

### Enrollment

We have increased 104 student since January. Below is the change by program.

Program	Jan 25	Feb 25	Change
REACH	56	51	-4
STEP	15	15	0
Pathways 6-7	10	9	-1
Pathways 8-12	35	36	+1
5RO Elementary	27	32	+5
5RO Secondary FT	221	261	+40
5RO Secondary PT	106	170	+64
Total	470	574	+104

As of 2-20-25

District	REACH / Setting IV	STEP	Pathways 6-7	Pathways 8-12	5RO Elementary	5RO Secondary	5RO Part Time	Total
Cannon Falls	3	3		5	2	24	52	89
Goodhue	1	1		1	1	6	16	26
Kenyon-Wanamingo	9	3			1	13	17	43
Lake City	4	2	1	4	1	24	43	79
Red Wing	30	3	8	24	19	119	10	213
Zumbrota-Mazeppa	3	3		1	3	15	19	44
Non Members	1			1	5	60	13	80
<b>Total Program</b>	<b>51</b>	<b>15</b>	<b>9</b>	<b>36</b>	<b>32</b>	<b>261</b>	<b>170</b>	<b>574</b>

<b>Total Special Ed</b>	51	15	0	12	6	49	5	138
<b>Percent Special Ed</b>	100.00%	100.00%	0.00%	33.33%	18.75%	18.77%	2.94%	24.04%

Color Code Key	
	MDE Tuition Billing System
	Billed to Districts at or below APU amount
	Billed to Districts throughout year for cash flow and trued up at year end (Open Enrollment)

# REVENUE & EXPENDITURE SUMMARY BY SOURCE, OBJECT SERIES & PROGRAM SERIES

Goodhue Co Ed District | January 31, 2025

						January 31, 2025	January 31, 2024	January 31, 2023				
	June 30, 2023	June 30, 2024	Adopted Budget	Revised Budget	Received YTD	Budget Remaining	% of Budget Received	% of Actuals Received	% of Actuals Received	Current YTD vs. PYTD	January 31, 2024	January 31, 2023
<b>REVENUE CATEGORIES</b>												
STATE	5,526,275	6,262,303	6,340,963	6,464,909	2,484,945	3,856,018	39.19%	36.77%	38.14%	182,184	2,302,761	2,107,532
FEDERAL	2,587,427	2,370,023	2,178,935	1,998,039	769,298	1,409,637	35.31%	36.02%	39.11%	(84,413)	853,711	1,011,962
PROPERTY TAXES	0	0	0	0	0	0	0.00%	0.00%	0.00%	0	0	0
LOCAL SALES, INS RECOVERY & JUDGEMENTS	(38)	19,221	0	0	0	0	0.00%	82.72%	0.00%	(15,900)	15,900	0
LOCAL (FEES, INTEREST, ETC.)	9,891,895	11,284,638	11,104,042	11,325,682	5,873,117	5,230,925	52.89%	48.82%	44.18%	364,043	5,509,074	4,370,483
<b>TOTALS</b>	<b>18,005,558</b>	<b>19,936,185</b>	<b>19,623,940</b>	<b>19,788,630</b>	<b>9,127,360</b>	<b>10,496,580</b>	<b>46.51%</b>	<b>43.55%</b>	<b>41.60%</b>	<b>445,914</b>	<b>8,681,446</b>	<b>7,489,977</b>
<b>EXPENDITURES (OBJECT SERIES)</b>												
SALARIES & WAGES	9,460,185	10,093,545	11,007,974	10,903,297	4,999,951	6,008,023	45.42%	43.97%	46.09%	562,266	4,437,685	4,359,932
EMPLOYEE BENEFITS	2,512,992	2,843,575	2,993,894	3,122,602	1,417,642	1,576,252	47.35%	42.52%	46.23%	208,694	1,208,948	1,161,853
PURCHASED SERVICES	4,342,464	5,105,484	3,876,561	4,063,120	921,824	2,954,737	23.78%	22.79%	24.60%	(241,598)	1,163,423	1,068,111
SUPPLIES	742,772	819,001	691,907	740,781	600,728	91,179	86.82%	68.52%	73.31%	39,568	561,160	544,516
EQUIPMENT	1,122,686	1,073,045	1,150,815	1,171,041	1,122,383	28,432	97.53%	95.14%	95.37%	101,451	1,020,932	1,070,696
DEBT SERVICE	0	0	0	0	0	0	0.00%	0.00%	0.00%	0	0	0
OTHER EXPENDITURES	119,374	124,731	26,626	26,551	25,536	1,090	95.91%	18.67%	15.37%	2,246	23,291	18,349
OTHER FINANCING USES	0	0	0	0	0	0	0.00%	0.00%	0.00%	0	0	0
<b>TOTALS</b>	<b>18,300,473</b>	<b>20,059,380</b>	<b>19,747,777</b>	<b>20,027,392</b>	<b>9,088,064</b>	<b>10,659,713</b>	<b>46.02%</b>	<b>41.95%</b>	<b>44.94%</b>	<b>672,626</b>	<b>8,415,439</b>	<b>8,223,457</b>
<b>EXPENDITURES (PROGRAM SERIES)</b>												
SITE ADMINISTRATION	320,461	357,053	380,753	353,411	221,254	159,499	58.11%	54.95%	52.01%	25,054	196,200	166,687
DISTRICT ADMINISTRATION	68,996	92,977	77,591	88,708	51,592	25,999	66.49%	47.19%	60.60%	7,712	43,879	41,814
SUPPORT SERVICES	250,828	338,571	297,375	372,799	331,913	(34,538)	111.61%	95.90%	113.89%	7,207	324,706	285,667
REGULAR INSTRUCTION	3,033,317	3,275,290	2,906,194	2,860,140	1,095,498	1,810,696	37.70%	26.71%	30.80%	220,639	874,859	934,302
EXTRA-CURRICULAR ACTIVITES	0	0	0	0	0	0	0.00%	0.00%	0.00%	0	0	0
VOCATIONAL INSTRUCTION	299,927	454,237	454,250	496,391	185,662	268,588	40.87%	29.47%	35.91%	51,805	133,857	107,712
SPECIAL EDUCATION	10,162,969	10,794,455	10,988,391	10,962,020	4,753,464	6,234,927	43.26%	41.83%	44.38%	238,085	4,515,380	4,510,745
COMMUNITY SERVICES	0	0	0	0	0	0	0.00%	0.00%	0.00%	0	0	0
INSTRUCTIONAL SUPPORT	752,469	893,095	604,624	1,007,113	372,314	232,310	61.58%	38.47%	32.98%	28,784	343,530	248,194
PUPIL SUPPORT SERVICES	1,982,331	2,499,034	2,572,894	2,429,855	999,377	1,573,517	38.84%	37.01%	40.98%	74,362	925,015	812,404
FACILITIES	1,429,174	1,354,668	1,465,705	1,456,955	1,076,991	388,714	73.48%	78.10%	78.08%	18,978	1,058,013	1,115,931
OTHER FINANCING USES	0	0	0	0	0	0	0.00%	0.00%	0.00%	0	0	0
<b>TOTALS</b>	<b>18,300,473</b>	<b>20,059,380</b>	<b>19,747,777</b>	<b>20,027,392</b>	<b>9,088,064</b>	<b>10,659,713</b>	<b>46.02%</b>	<b>41.95%</b>	<b>44.94%</b>	<b>672,626</b>	<b>8,415,439</b>	<b>8,223,457</b>
<b>SUMMARY - ALL FUNDS</b>												
<b>SUMMARY</b>												
REVENUE	18,005,558	19,936,185	19,623,940	19,788,630	9,127,360	10,496,580	46.51%	43.55%	41.60%	445,914	8,681,446	7,489,977
EXPENDITURES	18,300,473	20,059,380	19,747,777	20,027,392	9,088,064	10,659,713	46.02%	41.95%	44.94%	672,626	8,415,439	8,223,457
SPENDING VARIANCE	(294,915)	(123,195)	(123,837)	(238,762)	39,296	N/A	N/A	N/A	N/A	(226,712)	266,008	(733,480)

B. Updates on Teacher Pipeline Grants, Funding and Other Federal Actions

VI. **Old Business:**

VII. **New Business:**

A. Policy 522 Title IX Sex Nondiscrimination

B. Resolution to Reduce Programs:

18

**Member** \_\_\_\_\_ introduced the following resolution and moved its adoption:

**RESOLUTION DIRECTING THE ADMINISTRATION  
TO MAKE RECOMMENDATIONS FOR REDUCTIONS  
IN PROGRAMS AND POSITIONS AND REASONS  
THEREFORE.**

WHEREAS, there may be a reduction in requests for program services, and

WHEREAS, the financial condition of the Education District dictates that the Board may need to reduce expenditures, and

WHEREAS, this need for reduction in expenditures and possible decrease in program services requests will result in discontinuance of positions and discontinuance or curtailment of programs, and

WHEREAS, a determination must be made as to which teachers' contracts must be terminated and not renewed and which teachers may be placed on unrequested leave of absence without pay or fringe benefits in effecting discontinuance of positions,

BE IT RESOLVED, by the Board of Goodhue County Education District #6051-61 as follows:

That the Board hereby directs the Education District Director and administration to consider the discontinuance of programs or positions as a result of a reduction in program services and, to effectuate economies in the Education District and reduce expenditures, make recommendations to the Board for the discontinuance of programs, curtailment of programs, discontinuance of positions or curtailment of positions.

The motion for the adoption of the foregoing resolution was duly seconded by **Member** \_\_\_\_\_ upon vote being taken thereon, the following voted in favor thereof:

the following voted against the same:

Where upon said resolution was declared duly passed and adopted.



# Goodhue County Education District 2025 - 2026 School Calendar

GCED Board Approved on

August 2025						
S	M	T	W	T	F	S
					1	2
3	4	5	6	7	8	9
10	11	12	13	14	15	16
17	18	19	20	21	22	23
24	25	26	27	28	29	30
31	Staff days 7					

September 2025						
S	M	T	W	T	F	S
	1	2	3	4	5	6
7	8	9	10	11	12	13
14	15	16	17	18	19	20
21	22	23	24	25	26	27
28	29	30	Student 21 / Staff 21 Days			

October 2025						
S	M	T	W	T	F	S
			1	2	3	4
5	6	7	8	9	10	11
12	13	14	15	16	17	18
19	20	21	22	23	24	25
26	27	28	29	30	31	Student 21 / Staff 21 Days

November 2025						
S	M	T	W	T	F	S
						1
2	3	4	5	6	7	8
9	10	11	12	13	14	15
16	17	18	19	20	21	22
23	24	25	26	27	28	29
30	Student 17 / Staff 17 Days					

December 2025						
S	M	T	W	T	F	S
	1	2	3	4	5	6
7	8	9	10	11	12	13
14	15	16	17	18	19	20
21	22	23	24	25	26	27
28	29	30	31	Student 15 / Staff 15 Days		

January 2026						
S	M	T	W	T	F	S
				1	2	3
4	5	6	7	8	9	10
11	12	13	14	15	16	17
18	19	20	21	22	23	24
25	26	27	28	29	30	31
Students 19 / Staff 21 Days						

August 20	PCM or FlexTime
August 21-28	Staff Workshop
September 2	First Day of School
September 12	PLC Early Release 12:45
October 10	PLC Early Release 12:45
October 16-17	No Staff/No Students
October 31	End of 1st Qtr
November 3	No Staff/No Students
November 4	1st Day 2nd Qtr
November 14	PLC Early Release 12:45
November 27-28	No Staff/No Students
December 12	PLC Early Release 12:45
December 22-January 1	No Staff/No Students
January 2	Staff Workshop/No Students
January 9	PLC Early Release 12:45
January 16	End of 2nd Qtr/1st Semester
January 19	Staff Workshop/No Students
January 20	1st Day 3rd Qtr/ 2nd Semester
February 13	PLC Early Release 12:45
February 16	Staff Workshop/No Students
March 6	Staff Workshop/No Students
March 13	PLC Early Release 12:45
March 16-20	No Staff/No Students
April 2	End of 3rd Qtr
April 3	No Staff/No Students
April 6	1st Day 4th Qtr
April 10	PLC Early Release 12:45
April 27	Staff Workshop/No Students
May 15	PLC Early Release 12:45
May 25	Memorial Day/No School
June 4	Last Day for Grades K-12
June 5	Staff Workshop

This calendar reflects 172 scheduled student days and 185 Staff Days + 8 hrs (Conferences/Open House)

February 2026						
S	M	T	W	T	F	S
1	2	3	4	5	6	7
8	9	10	11	12	13	14
15	16	17	18	19	20	21
22	23	24	25	26	27	28
Students 19 / Staff 20 Days						

March 2026						
S	M	T	W	T	F	S
1	2	3	4	5	6	7
8	9	10	11	12	13	14
15	16	17	18	19	20	21
22	23	24	25	26	27	28
29	30	31	Students 16 / Staff 17 Days			

April 2026						
S	M	T	W	T	F	S
			1	2	3	4
5	6	7	8	9	10	11
12	13	14	15	16	17	18
19	20	21	22	23	24	25
26	27	28	29	30	Students 20 / Staff 21 Days	

May 2026						
S	M	T	W	T	F	S
					1	2
3	4	5	6	7	8	9
10	11	12	13	14	15	16
17	18	19	20	21	22	23
24	25	26	27	28	29	30
31	Students 20 / Staff 20 Days					

June 2026						
S	M	T	W	T	F	S
	1	2	3	4	5	6
7	8	9	10	11	12	13
14	15	16	17	18	19	20
21	22	23	24	25	26	27
28	29	30	Students 4 / Staff 5 Days			

Q1 = 42, Qtr 2 = 42, Q3 = 46, Q4 = 42

Semester 1 = 84, Semester 2 = 88

- No School
- Early Release
- Tchr Wkshp - No Students
- 1st/last Day of Qtr



**CANNON FALLS PUBLIC SCHOOLS #252**  
**FY25 BILL FOR SERVICES**  
**REVISED 2/27/2025 FY25 BILL**

	FTE	ANNUAL AMT	INVOICED TO DATE	REMAINING PER MONTH	FIN	OBJ	252 REVENUE SOURCE
<b>SPECIAL EDUCATION SERVICES</b>							
<b>EARLY CHILDHOOD</b>							
Marissa Behrens (ECSE Teacher)	1.00	50,673.00	28,860.42	4,362.52	740	396	STATE SP ED
Benefits		19,757.00	5,916.17	2,768.17	740	397	STATE SP ED
Nicole Meyer (B-3 ECSE Teacher)	0.57	36,661.00	21,385.58	3,055.08	740	396	STATE SP ED
Benefits		7,318.00	4,160.92	631.42	740	397	STATE SP ED
Sue Bodenhamer (B-3 ECSE Teacher)	0.15	11,077.00	6,461.58	923.08	740	396	STATE SP ED
Benefits		3,763.00	2,193.33	313.93	740	397	STATE SP ED
Morgan Price (B-3 Social Worker)	0.09	6,555.00	3,292.92	652.42	740	396	STATE SP ED
Benefits		1,092.00	932.75	31.85	740	397	STATE SP ED
Lindsay Woodard (B-3 Speech Path)	0.10	10,123.00	7,324.33	559.73	740	396	STATE SP ED
Benefits		3,202.00	2,553.83	129.63	740	397	STATE SP ED
Substitutes		1,393.00	600.83	158.43	740	399	STATE SP ED
<b>OCCUPATIONAL &amp; PHYSICAL THERAPY SERVICES</b>							
Monica Capra (POHI/AT)	0.15	12,022.00	6,843.08	1,035.78	740	396	STATE SP ED
Benefits		2,660.00	1,523.67	227.27	740	397	STATE SP ED
Teasha Archambault (PT)	0.32	31,310.00	18,264.17	2,609.17	740	396	STATE SP ED
Benefits		11,111.00	6,325.08	957.18	740	397	STATE SP ED
Sydney Jacobson (OT)	0.78	58,695.00	34,238.75	4,891.25	740	396	STATE SP ED
Benefits		10,825.00	5,278.58	1,109.28	740	397	STATE SP ED
Katee Bowe (OT)	0.15	11,872.00	6,829.08	1,008.58	740	396	STATE SP ED
Benefits		2,182.00	1,253.00	185.80	740	397	STATE SP ED
<b>ASSISTANT DIRECTOR OF SPECIAL EDUCATION</b>							
Alisha Dalsin	1.00	122,874.00	69,421.33	10,690.53	740	396	STATE SP ED
Benefits		27,458.00	15,643.25	2,362.95	740	397	STATE SP ED
<b>SPEECH LANGUAGE PATHOLOGY</b>							
Lynn Booth	1.00	93,877.00	54,763.33	7,822.73	740	396	STATE SP ED
Benefits		27,135.00	10,334.92	3,360.02	740	397	STATE SP ED
Madasyn Austin	1.00	68,047.00	39,694.08	5,670.58	740	396	STATE SP ED
Benefits		22,779.00	7,428.75	3,070.05	740	397	STATE SP ED
<b>SCHOOL PSYCHOLOGY</b>							
Kristin Kirk	1.00	109,518.00	63,885.50	9,126.50	740	396	STATE SP ED
Benefits		20,315.00	11,890.08	1,684.98	740	397	STATE SP ED
<b>SOCIAL WORK</b>							
Courtney Skluzacek	1.00	56,451.00	32,929.75	4,704.25	740	396	STATE SP ED
Benefits		29,274.00	16,262.17	2,602.37	740	397	STATE SP ED
Laura Burvee	1.00	75,790.00	44,210.83	6,315.83	740	396	STATE SP ED
Benefits		31,381.00	18,749.50	2,526.30	740	397	STATE SP ED
<b>GENERAL EDUCATION SERVICES</b>							
<b>MULTI LINGUAL LEARNERS</b>							
Rebecca Quelle (ML Teacher)	0.60	33,529.00	19,558.58	2,794.08	339	396	COMP ED
Benefits		12,087.00	7,025.08	1,012.38	339	397	COMP ED
Iliana Espiricueta (Cultural Liaison)	0.13	6,471.00	3,407.83	612.63	339	396	COMP ED
Benefits		1,023.00	530.83	98.43	339	397	COMP ED
Travel		700.00	116.67	116.67	339	366	COMP ED
<b>INSTRUCTIONAL COACHING</b>							
Catherine Stark	1.00	0.00	0.00	0.00	000	305	GEN FUND
<b>COMMUNITY EDUCATION SERVICES</b>							
<b>SCHOOL READINESS</b>							
		0.00	0.00	0.00			
<b>OPERATIONS COSTS</b>							
LEASE		136,296.13	79,506.08	11,358.01	000	390	LEASE LEVY FLOW THRU
LTFM		14,288.84	8,335.16	1,190.74	000	390	LTFM LEVY FLOW THRU
ADMINISTRATIVE*		18,501.00	10,792.25	1,541.75	000	305	SUB AWARD AGREEMENT
OPERATING FEE*		30,960.00	18,060.00	2,580.00	000	305	GEN FUND
<b>TOTAL</b>		<b>1,231,045.97</b>	<b>696,784.07</b>	<b>106,852.38</b>			

\*These two line items are flowed back to the district as stipulated in Sub-award Agreement No. 252101

**GOODHUE PUBLIC SCHOOL DISTRICT #253**  
**FY25 BILL FOR SERVICES**  
 REVISED 2/27/2025 FY25 BILL

	FTE	ANNUAL AMT	INVOICED TO DATE	REMAINING PER MONTH	FIN	OBJ	253 REVENUE SOURCE
<b>SPECIAL EDUCATION SERVICES</b>							
<b>EARLY CHILDHOOD</b>							
Laurie Poole (ECSE Teacher)	1.00	45,318.00	30,969.38	2,869.73	740	396	STATE SP ED
Sarah Bauer (B-3 ECSE Teacher)	0.18	14,087.00	8,217.42	1,173.92	740	396	STATE SP ED
Sue Bodenhamer (B-3 ECSE Teacher)	0.06	4,431.00	2,584.75	369.25	740	396	STATE SP ED
Morgan Price (B-3 Social Worker)	0.03	2,185.00	1,097.83	217.43	740	396	STATE SP ED
Lindsay Woodard (B-3 Speech Pathologist)	0.04	3,796.00	2,929.50	173.30	740	396	STATE SP ED
Benefits		13,590.00	9,410.67	835.87	740	397	STATE SP ED
Substitutes		10,681.00	240.33	2,088.13	740	399	STATE SP ED
<b>OCCUPATIONAL &amp; PHYSICAL THERAPY SERVICES</b>							
Monica Capra (POHI/AT)	0.06	4,809.00	2,737.00	414.40	740	396	STATE SP ED
Teasha Archambault (PT)	0.18	17,612.00	10,273.67	1,467.67	740	396	STATE SP ED
Katee Bowe (OT)	0.06	4,749.00	2,731.75	403.45	740	396	STATE SP ED
Olivia Dick (OT)	0.28	21,507.00	12,545.75	1,792.25	740	396	STATE SP ED
Benefits		12,188.00	7,010.50	1,035.50	740	397	STATE SP ED
<b>SPECIAL EDUCATION COORDINATOR</b>							
Jill Rohan	0.40	38,059.00	22,094.92	3,192.82	740	396	STATE SP ED
Benefits		16,325.00	8,669.50	1,531.10	740	397	STATE SP ED
<b>SPEECH LANGUAGE PATHOLOGY</b>							
Rebecca Humphrey	0.80	74,276.00	43,327.67	6,189.67	740	396	STATE SP ED
Benefits		28,503.00	15,512.58	2,598.08	740	397	STATE SP ED
<b>SCHOOL PSYCHOLOGY</b>							
Makenna Holt	0.60	56,712.00	33,082.00	4,726.00	740	396	STATE SP ED
Benefits		16,226.00	9,052.75	1,434.65	740	397	STATE SP ED
<b>SOCIAL WORK</b>							
Kamie Lodermeier	0.50	34,447.00	20,094.08	2,870.58	740	396	STATE SP ED
Benefits		15,530.00	9,019.50	1,302.10	740	397	STATE SP ED
<b>AMERICAN SIGN LANGUAGE (ASL) INTERPRETER</b>							
Jessica Reyes	1.00	38,128.00	24,214.17	2,782.77	740	396	STATE SP ED
Benefits		5,998.00	3,798.08	439.98	740	397	STATE SP ED
<b>GENERAL EDUCATION SERVICES</b>							
<b>MULTI LINGUAL LEARNERS</b>							
Anna Herman (ML Teacher)	1.00	76,290.00	43,076.25	6,642.75	339	396	COMP ED
Linda Hodgell (ML Teacher)	0.39	28,934.00	10,046.75	3,777.45	339	396	COMP ED
Iliana Espiricueta (Cultural Liaison)	0.12	6,471.00	3,145.92	665.02	339	396	COMP ED
MacKenzie Diggins (10/30/24-11/22/24)	0.80	3,726.00	13,485.38	-1,951.88	339	396	COMP ED
Benefits		38,743.00	15,948.79	4,558.84	339	397	COMP ED
Contracted Interpreters		150.00	641.67	-98.33	339	396	COMP ED
<b>SOCIAL WORK</b>							
Kamie Lodermeier	0.50	34,447.00	20,093.50	2,870.70	000	396	GEN FUND
Benefits		15,236.00	9,020.08	1,243.18	000	397	GEN FUND
<b>INSTRUCTIONAL COACHING</b>							
Courtney Bonnin	1.00	0.00	0.00	0.00	000	305	GEN FUND
<b>COMMUNITY EDUCATION SERVICES</b>							
<b>EARLY CHILDHOOD FAMILY EDUCATION</b>							
Wendie Christianson	0.10	7,716.00	4,501.00	643.00	325	396	COMM ED
Benefits		1,265.00	737.92	105.42	325	397	COMM ED
<b>SCHOOL READINESS</b>							
		0.00	0.00	0.00			
<b>OPERATIONS COSTS</b>							
LEASE		93,378.01	54,470.51	7,781.50	000	390	LEASE LEVY FLOW THRU
LTFM		9,851.05	5,746.45	820.92	000	390	LTFM LEVY FLOW THRU
ADMINISTRATIVE*		7,278.00	4,245.50	606.50	000	305	SUB AWARD AGREEMENT
OPERATING FEE*		23,010.00	13,422.50	1,917.50	000	305	GEN FUND
<b>TOTAL</b>		<b>825,652.06</b>	<b>478,195.99</b>	<b>69,491.21</b>			

\*These two line items are flowed back to the district as stipulated in Sub-award Agreement No. 253102

**KENYON-WANAMINGO PUBLIC SCHOOLS**  
**FY25 BILL FOR SERVICES**  
 REVISED 2/27/2025 FY25 BILL

	FTE	ANNUAL AMT	INVOICED TO DATE	REMAINING PER MONTH	FIN	OBJ	2172 REVENUE SOURCE
<b>SPECIAL EDUCATION SERVICES</b>							
<b>EARLY CHILDHOOD</b>							
Nicole Meyer (B-3 ECSE Teacher)	0.43	27,656.00	16,132.67	2,304.67	740	396	STATE SP ED
Sue Bodenhamer (B-3 ECSE Teacher)	0.12	8,861.00	5,168.92	738.42	740	396	STATE SP ED
Morgan Price (B-3 Social Worker)	0.07	5,098.00	2,560.83	507.43	740	396	STATE SP ED
Lindsay Woodard (B-3 Speech Pathologist)	0.08	7,592.00	5,859.58	346.48	740	396	STATE SP ED
Benefits		11,679.00	24,389.75	-2,542.15	740	397	STATE SP ED
Travel		500.00	466.67	6.67	740	366	STATE SP ED
Substitutes		0.00	1,502.08	-300.42	740	399	STATE SP ED
<b>PARAPROFESSIONALS</b>							
Annette Kraft	1.00	28,442.00	15,489.25	2,590.55	740	396	STATE SP ED
Benefits		6,071.00	3,374.00	539.40	740	397	STATE SP ED
Substitutes		1,219.00	600.83	123.63	740	399	STATE SP ED
<b>OCCUPATIONAL &amp; PHYSICAL THERAPY SERVICES</b>							
Monica Capra (POHI/AT)	0.11	8,816.00	5,018.42	759.52	740	396	STATE SP ED
Teasha Archambault (PT)	0.14	13,698.00	7,990.50	1,141.50	740	396	STATE SP ED
Nicole Yusten (OT)	0.37	29,284.00	16,844.92	2,487.82	740	396	STATE SP ED
Katee Bowe (OT)	0.12	9,498.00	5,463.50	806.90	740	396	STATE SP ED
Benefits		20,864.00	11,755.33	1,821.73	740	397	STATE SP ED
<b>SPEECH LANGUAGE PATHOLOGIST</b>							
Megan Olson	1.00	94,190.00	54,944.17	7,849.17	740	396	STATE SP ED
Benefits		16,836.00	9,855.42	1,396.12	740	397	STATE SP ED
<b>NURSING SERVICES</b>							
Sarah Christensen	0.09	5,455.00	3,091.67	472.67	740	396	STATE SP ED
Benefits		2,860.00	1,617.58	248.48	740	397	STATE SP ED
<b>SCHOOL PSYCHOLOGY</b>							
Kelsey Lemmon	0.80	73,602.00	42,934.50	6,133.50	740	396	STATE SP ED
Makenna Holt (LTS for KL Leave)		11,383.00	0.00	2,276.60	740	396	STATE SP ED
Benefits		15,481.00	7,940.92	1,508.02	740	397	STATE SP ED
<b>ASSISTANT DIRECTOR OF SP ED</b>							
Amy Buchal	0.70	84,569.00	48,285.42	7,256.72	740	305	STATE SP ED
Benefits		18,965.00	10,898.42	1,613.32	740	397	STATE SP ED
<b>GENERAL EDUCATION SERVICES</b>							
<b>MULTI LINGUAL LEARNERS</b>							
Rebecca Quelle (ML Teacher)	0.40	22,352.00	13,038.67	1,862.67	339	396	COMP ED
Iliana Espiricueta (Cultural Liaison)	0.17	7,280.00	4,456.67	564.67	339	396	COMP ED
Benefits		14,003.00	9,319.33	936.73	339	397	COMP ED
Contracted Interpreters		0.00	291.67	-58.33	339	399	COMP ED
Travel between sites		1,000.00	291.67	141.67	339	366	COMP ED
<b>NURSING SERVICES</b>							
Sarah Christensen	0.83	49,094.00	27,825.00	4,253.80	000	396	GEN FUND
Benefits		25,735.00	14,559.42	2,235.12	000	397	GEN FUND
Travel - between sites		500.00	0.00	100.00	000	366	GEN FUND
<b>INSTRUCTIONAL COACHING</b>							
Jake Weime / Cheryl Dahl	0.80	0.00	0.00	0.00	000	305	GEN FUND
<b>COMMUNITY EDUCATION SERVICES</b>							
ECFE		0.00	0.00	0.00			
SCHOOL READINESS		0.00	0.00	0.00			
<b>OPERATIONS COSTS</b>							
LEASE		84,822.93	49,480.04	7,068.58	000	390	LEASE LEVY FLOW THRU
LTFM		8,875.56	5,177.41	739.63	000	390	LTFM LEVY FLOW THRU
ADMINISTRATIVE*		14,029.00	8,183.58	1,169.08	000	305	SUB AWARD AGREEMENT
OPERATING FEE*		19,590.00	11,427.50	1,632.50	000	305	GEN FUND
<b>TOTAL</b>		<b>749,900.49</b>	<b>446,236.29</b>	<b>60,732.84</b>			

\*These two line items are flowed back to the district as stipulated in Sub-award Agreement No. 172103

**LAKE CITY PUBLIC SCHOOLS**  
**FY25 BILL FOR SERVICES**  
 REVISED 2/27/2025 FY25 BILL

	FTE	ANNUAL AMT	INVOICED TO DATE	REMAINING PER MONTH	FIN	OBJ	813 REVENUE SOURCE
<b>SPECIAL EDUCATION SERVICES</b>							
<b>EARLY CHILDHOOD</b>							
Sarah Bauer (B-3 ECSE Teacher)	0.37	28,957.00	16,891.58	2,413.08	740	396	STATE SP ED
Lindsay Woodard (B-3 Speech Pathologist)	0.08	7,592.00	5,859.58	346.48	740	396	STATE SP ED
Morgan Price (B-3 Social Worker)	0.07	5,098.00	2,560.83	507.43	740	396	STATE SP ED
Benefits		8,728.00	5,492.67	647.07	740	397	STATE SP ED
<b>OCCUPATIONAL &amp; PHYSICAL THERAPY SERVICES</b>							
Monica Capra (POHI/AT)	0.11	8,816.00	5,018.42	759.52	740	396	STATE SP ED
Jayne Molde-Boeding (PT)	0.36	39,247.00	22,893.50	3,270.70	740	396	STATE SP ED
Katee Bowe (OT)	0.12	9,498.00	5,463.50	806.90	740	396	STATE SP ED
Olivia Dick (OT)	0.72	55,305.00	32,261.25	4,608.75	740	396	STATE SP ED
Benefits		26,501.00	15,619.33	2,176.33	740	397	STATE SP ED
<b>SCHOOL PSYCHOLOGY</b>							
Brittany Liljevall	1.00	97,033.00	56,602.58	8,086.08	740	396	STATE SP ED
Benfits		16,516.00	9,669.92	1,369.22	740	397	STATE SP ED
<b>SOCIAL WORK</b>							
Korissa Atkinson	1.00	58,047.00	33,860.75	4,837.25	740	396	STATE SP ED
Benefits		10,724.00	6,305.83	883.63	740	397	STATE SP ED
<b>SPEECH LANGUAGE PATHOLOGY</b>							
Stephanie Weisenbeck	1.00	84,164.00	49,095.67	7,013.67	740	396	STATE SP ED
Madeline Ocel	1.00	77,249.00	45,061.92	6,437.42	740	396	STATE SP ED
Benefits		47,579.00	27,230.58	4,069.68	740	397	STATE SP ED
<b>SPECIAL EDUCATION COORDINATOR</b>							
Jill Rohan	0.60	57,088.00	33,142.08	4,789.18	740	396	STATE SP ED
Benefits		24,252.00	12,745.25	2,301.35	740	397	STATE SP ED
<b>GENERAL EDUCATION SERVICES</b>							
<b>MULTI LINGUAL LEARNERS</b>							
Linda Hodgell (ML Teacher) (did not start in LC)	0.50	0.00	11,592.00	-2,318.40	339	396	COMP ED
Jeimmy Yusty-Rojas (Cultural Liaison) (End 12/20/2-	0.10	2,223.00	2,821.00	-119.60	339	396	COMP ED
Iliana Espiricueta (Cultural Liaison)	0.35	12,538.00	5,243.00	1,459.00	339	396	COMP ED
Benefits		2,429.00	6,174.13	-749.03	339	397	COMP ED
Contracted Interpreters		500.00	291.67	41.67	339	305	COMP ED
Travel		1,800.00	583.33	243.33	339	305	COMP ED
<b>INSTRUCTIONAL COACHING</b>							
Amy Heise	1.00	0.00	0.00	0.00	000	305	GEN FUND
<b>COMMUNITY EDUCATION SERVICES</b>							
<b>OPERATIONS COSTS</b>							
LEASE		152,698.26	89,073.99	12,724.86	000	390	LEASE LEVY FLOW THRU
LTFM		16,143.63	9,417.12	1,345.30	000	390	LTFM LEVY FLOW THRU
ADMINISTRATIVE*		14,818.00	8,643.83	1,234.83	000	305	SUB AWARD AGREEMENT
OPERATING FEE*		35,130.00	20,492.50	2,927.50	000	305	GEN FUND
<b>TOTAL</b>		<b>900,673.89</b>	<b>540,107.81</b>	<b>72,113.22</b>			
*These two line items are flowed back to the district as stipulated in Sub-award Agreement No. 813106.							

**RED WING PUBLIC SCHOOLS  
FY25 BILL FOR SERVICES  
REVISED 2/27/2025 FY25 BILL**

	FTE	ANNUAL AMT	INVOICED TO DATE	REMAINING PER MONTH	FIN	OBJ	256 REVENUE SOURCE
<b>SPECIAL EDUCATION SERVICES</b>							
<b>SPEECH LANGUAGE PATHOLOGY</b>							
Megan Senechalle**	0.70	57,159.00	32,893.58	4,853.08	740	396	STATE SP ED
Benefits		22,431.00	13,070.75	1,872.05	740	397	STATE SP ED
Sam Krueger	1.00	59,853.00	34,914.25	4,987.75	740	396	STATE SP ED
Benefits		12,335.00	6,070.17	1,252.97	740	397	STATE SP ED
Cori Pelletier	1.00	77,249.00	45,061.92	6,437.42	740	396	STATE SP ED
Benefits		22,985.00	8,170.75	2,962.85	740	397	STATE SP ED
Lindsay Woodard	0.25	25,308.00	18,310.83	1,399.43	740	396	STATE SP ED
Benefits		8,111.00	5,910.92	440.02	740	397	STATE SP ED
Morgan Zebo	1.00	59,853.00	34,914.25	4,987.75	740	396	STATE SP ED
Benefits		10,924.00	12,009.08	-217.02	740	397	STATE SP ED
Brianna Byam	1.00	54,475.00	31,777.08	4,539.58	740	396	STATE SP ED
Benefits		20,354.00	6,911.33	2,688.53	740	397	STATE SP ED
Ashlyn Werner	1.00	71,414.00	41,658.17	5,951.17	740	396	STATE SP ED
Benefits		23,132.00	7,711.67	3,084.07	740	397	STATE SP ED
<b>EARLY CHILDHOOD</b>							
Missy Carlson (B-3 ECSE Teacher)	1.00	68,477.00	39,944.92	5,706.42	740	396	STATE SP ED
Benefits		30,122.00	17,246.83	2,575.03	740	397	STATE SP ED
Substitutes			781.08	-156.22	740	399	STATE SP ED
<b>OCCUPATIONAL &amp; PHYSICAL THERAPY SERVICES</b>							
Monica Capra (POHI/AT)	0.37	29,654.00	16,879.33	2,554.93	740	396	STATE SP ED
Benefits		6,561.00	3,758.42	560.52	740	397	STATE SP ED
Arlie McLaren (OT)	1.00	88,893.00	51,854.25	7,407.75	740	396	STATE SP ED
Benefits		15,094.00	8,647.92	1,289.22	740	397	STATE SP ED
Katee Bowe (OT)	0.40	31,659.00	18,211.08	2,689.58	740	396	STATE SP ED
Benefits		6,968.00	4,027.92	588.02	740	397	STATE SP ED
Mary Testen (OT)	0.59	51,423.00	29,996.75	4,285.25	740	396	STATE SP ED
Benefits		14,811.00	8,173.67	1,327.47	740	397	STATE SP ED
Sydney Jacobson (OT)	0.22	16,555.00	9,657.08	1,379.58	740	396	STATE SP ED
Benefits		2,934.00	1,488.67	289.07	740	397	STATE SP ED
Jayne Molde-Boeding (PT)	0.64	69,772.00	40,700.33	5,814.33	740	396	STATE SP ED
Benefits		22,311.00	13,331.50	1,795.90	740	397	STATE SP ED
Jayne Molde-Boeding (PT), Overload	0.20	10,696.33	0.00	2,139.27	740	396	STATE SP ED
Benefits		1,754.20	0.00	350.84	740	397	STATE SP ED
Teasha Archambault (PT), Overload	0.20	9,600.38	0.00	1,920.08	740	396	STATE SP ED
Benefits		1,574.46	0.00	314.89	740	397	STATE SP ED
<b>SCHOOL PSYCHOLOGY</b>							
Molly Paulson	1.00	109,018.00	63,593.83	9,084.83	740	396	STATE SP ED
Benefits		33,544.00	26,539.92	1,400.82	740	397	STATE SP ED
Michelle Lundberg Bogner	1.00	90,902.00	53,026.17	7,575.17	740	396	STATE SP ED
Benefits		33,587.00	19,677.58	2,781.88	740	397	STATE SP ED
Alexis Walker	1.00	90,902.00	53,026.17	7,575.17	740	396	STATE SP ED
Benefits		17,106.00	9,277.33	1,565.73	740	397	STATE SP ED
<b>SOCIAL WORK</b>							
Kaycee Tulip	1.00	61,656.00	35,966.00	5,138.00	740	396	STATE SP ED
Benefits		12,447.00	7,340.08	1,021.38	740	397	STATE SP ED
Ashley Nelson	1.00	67,158.00	39,175.50	5,596.50	740	396	STATE SP ED
Benefits		12,497.00	7,289.92	1,041.42	740	397	STATE SP ED
Liz Kittelson	1.00	81,823.00	47,730.08	6,818.58	740	396	STATE SP ED
Benefits		15,720.00	8,936.67	1,356.67	740	397	STATE SP ED
<b>SPECIAL EDUCATION ADMINISTRATION</b>							
Kayla Awolope	1.00	114,356.00	66,388.58	9,593.48	740	305	STATE SP ED
Benefits		37,687.00	21,784.00	3,180.60	740	397	STATE SP ED
Carrie Hansen	0.90	104,465.00	62,884.58	8,316.08	740	396	STATE SP ED
Benefits		39,895.00	23,328.92	3,313.22	740	397	STATE SP ED
<b>SPECIAL EDUCATION NURSING SERVICES</b>							
Hiawatha Homecare Contract	1.00	88,621.00	51,695.58	7,385.08	740	399	STATE SP ED
<b>ADMINISTRATIVE ASSISTANT</b>							
Kris Jurgenson	0.50	29,125.00	17,148.83	2,395.23	740	396	STATE SP ED
Benefits		11,010.00	3,140.08	1,573.98	740	397	STATE SP ED
<b>GENERAL EDUCATION SERVICES</b>							
<b>MULTI LINGUAL LEARNERS</b>							
Casey O'Donnell (ML Teacher)	1.00	67,158.00	39,175.50	5,596.50	339	396	COMP ED
Benefits		21,998.00	7,140.58	2,971.48	339	397	COMP ED
Jeimy Yusty Rojas (Cultural Liaison) End 12/20/24	0.90	20,009.00	25,386.67	-1,075.53	339	396	COMP ED
Benefits		3,475.00	4,901.17	-285.23	339	397	COMP ED
Carla Contla (Cultural Liaison) Start 1/2/25	0.90	25,435.00	0.00	5,087.00	339	396	COMP ED
Benefits		3,985.00	0.00	797.00	339	397	COMP ED
Contracted Interpreters		4,000.00	1,750.00	450.00	339	399	COMP ED
Travel between sites		1,500.00	875.00	125.00	339	366	COMP ED
<b>INSTRUCTIONAL COACHING</b>							
Brenda Houck	1.00	0.00	0.00	0.00	000	305	GEN FUND
<b>DISTRICT ADMINISTRATION</b>							
Carrie Hansen	0.10	11,607.00	4,352.63	1,450.88	000	396	GEN FUND
Benefits		4,433.00	1,375.38	611.52	000	397	GEN FUND
<b>OPERATIONS COSTS</b>							
LEASE		311,729.16	181,842.01	25,977.43	000	390	LEASE LEVY FLOW THRU
LTFM		33,784.84	19,707.82	2,815.40	000	390	LTFM LEVY FLOW THRU
ADMINISTRATIVE*		47,874.00	27,926.50	3,989.50	000	305	SUB AWARD AGREEMENT
OPERATING FEE*		70,710.00	41,247.50	5,892.50	000	305	GEN FUND
<b>TOTAL</b>		<b>2,683,659.37</b>	<b>1,537,715.08</b>	<b>229,188.86</b>			

\*These two line items are flowed back to the district as stipulated in Sub-award Agreement No. 256104.  
\*\* 0.30 FTE COVERED BY FEDERAL 3-5 FUNDS

**ZUMBROTA-MAZEPPA PUBLIC SCHOOLS  
FY25 BILL FOR SERVICES  
REVISED 2/27/2025 FY25 BILL**

	FTE	ANNUAL AMT	INVOICED TO DATE	REMAINING PER MONTH	FIN	OBJ	2805 REVENUE SOURCE
<b>SPECIAL EDUCATION SERVICES</b>							
<b>EARLY CHILDHOOD</b>							
Emily Klapperich (ECSE Teacher)	1.00	48,755.00	28,440.42	4,062.92	740	396	STATE SP ED
Sue Bodenhamer (B-3 ECSE Teacher)	0.15	11,077.00	6,461.58	923.08	740	396	STATE SP ED
Sarah Bauer (B-3 ECSE Teacher)	0.45	35,218.00	20,543.83	2,934.83	740	396	STATE SP ED
Lindsay Woodard (B-3 Speech Pathologist)	0.10	10,123.00	7,324.33	559.73	740	396	STATE SP ED
Morgan Price (B-3 Social Worker)	0.09	6,555.00	3,292.92	652.42	740	396	STATE SP ED
Substitutes		735.00	901.25	-33.25	740	396	STATE SP ED
Benefits		24,394.00	17,526.25	1,373.55	740	397	STATE SP ED
Travel between Sites		0.00	58.33	-11.67	740	366	STATE SP ED
<b>OCCUPATIONAL &amp; PHYSICAL THERAPY SERVICES</b>							
Monica Capra (POHI/AT)	0.15	12,022.00	6,843.08	1,035.78	740	396	STATE SP ED
Teasha Archambault (PT)	0.28	27,398.00	15,981.58	2,283.28	740	396	STATE SP ED
Katee Bowe (OT)	0.15	11,872.00	6,829.08	1,008.58	740	396	STATE SP ED
Nicole Yusten (OT)	0.63	49,863.00	28,682.50	4,236.10	740	396	STATE SP ED
Benefits		35,520.00	20,004.83	3,103.03	740	397	STATE SP ED
<b>AMERICAN SIGN LANGUAGE (ASL) INTERPRETER</b>							
Bonine, Katherine	1.00	12,758.00	21,540.17	-1,756.43	740	396	STATE SP ED
Benefits		2,006.00	4,591.04	-517.01	740	397	STATE SP ED
<b>SPEECH LANGUAGE PATHOLOGY</b>							
Megan Carlson	1.00	86,775.00	50,618.75	7,231.25	740	396	STATE SP ED
Madelyn Green	1.00	66,451.00	38,763.08	5,537.58	740	396	STATE SP ED
Benefits		46,137.00	21,110.25	5,005.35	740	397	STATE SP ED
<b>DIRECTOR OF SPECIAL EDUCATION</b>							
Wendy Ahren	0.50	66,140.00	38,109.75	5,606.05	740	305	STATE SP ED
Benefits		14,699.00	8,271.08	1,285.58	740	397	STATE SP ED
<b>NURSING SERVICES</b>							
Tiffany Boraas	0.10	6,553.00	3,820.83	546.43	740	396	STATE SP ED
Sarah Edwards	0.10	3,077.00	1,166.63	382.08	740	396	STATE SP ED
Sally Rude	0.10	6,553.00	3,756.67	559.27	740	396	STATE SP ED
Benefits		5,759.00	2,648.17	622.17	740	397	STATE SP ED
<b>SCHOOL PSYCHOLOGY</b>							
Abby Bartelma	1.00	109,018.00	63,593.83	9,084.83	740	396	STATE SP ED
Benefits		29,102.00	11,761.75	3,468.05	740	397	STATE SP ED
<b>GENERAL EDUCATION SERVICES</b>							
<b>MULTI LINGUAL LEARNERS</b>							
Linda Hodgell (ML Teacher)	0.50	37,095.00	21,638.75	3,091.25	339	396	COMP ED
Iliana Espiricueta (Cultural Liaison)	0.19	6,875.00	4,981.08	378.78	339	396	COMP ED
Benefits		16,573.00	9,787.75	1,357.05	339	397	COMP ED
Contracted Interpreters		0.00	291.67	-58.33	339	399	COMP ED
Travel Between Sites		850.00	933.33	-16.67	339	366	COMP ED
<b>NURSING SERVICES</b>							
Tiffany Boraas	0.90	58,979.00	34,389.25	4,917.95	000	396	GEN FUND
Sarah Edwards	0.90	27,692.00	10,500.00	3,438.40	000	396	GEN FUND
Sally Rude	0.90	58,979.00	33,811.75	5,033.45	000	397	GEN FUND
Travel Between Sites			58.33	-11.67	000	397	GEN FUND
Benefits		54,780.00	24,192.71	6,117.46	000	397	GEN FUND
<b>BUILDING ADMINISTRATION</b>							
Wendy Ahren	0.50	66,140.00	38,109.75	5,606.05	000	396	GEN FUND
Benefits		14,699.00	8,271.08	1,285.58	000	397	GEN FUND
<b>INSTRUCTIONAL COACHING</b>							
Aaron Schumacher	0.50	0.00	0.00	0.00	000	305	GEN FUND
<b>COMMUNITY EDUCATION SERVICES</b>							
<b>ECFE</b>							
Sarah Nygaard (PreK Paraprofessional)		5,222.00	1,636.88	717.03	325	396	COMM ED
Sue Underdahl (ECFE Teacher)		13,260.00	3,685.50	1,914.90	325	396	COMM ED
Benefits		1,413.00	806.25	121.35	325	397	COMM ED
<b>SCHOOL READINESS</b>							
Nicole Morgan (PreK Paraprofessional)	1.00	30,578.00	15,307.25	3,054.15	344	396	COMM ED
Benefits		11,549.00	4,084.50	1,492.90	344	397	COMM ED
<b>OPERATIONS COSTS</b>							
LEASE		160,813.00	93,807.58	13,401.08	000	390	LEASE LEVY FLOW THRU
LTFM		17,174.08	10,018.21	1,431.17	000	390	LTFM LEVY FLOW THRU
ADMINISTRATIVE*		18,501.00	10,792.25	1,541.75	000	305	SUB AWARD AGREEMENT
OPERATING FEE*		39,090.00	22,802.50	3,257.50	000	305	GEN FUND
<b>TOTAL</b>		<b>1,368,822.08</b>	<b>782,548.38</b>	<b>117,254.74</b>			

\*These two line items are flowed back to the district as stipulated in Sub-award Agreement No. 805105.

**Goodhue Co Ed District**  
**Budget / Fund Balance Overview (BUDGET)**

Revised Budget

<b>General Fund - 01</b>	Beginning Fund Balance	Revenues	Expenditures	Transfers	End of Year Proj. Balance	Net Increase or Decrease
<b>422 Unassigned Fund Balance</b>	660,306 3.29%	18,213,032	18,451,794	-	421,544 2.10%	(238,762)
<b>Restricted</b>						
434 Area Learning Center	-	633,351	633,351	-	-	-
437 Q Comp	-	357,000	357,000	-	-	-
441 Basic Skills Programs	-	375,633	375,633	-	-	-
456 READ Act Literacy Aid	-	14,898	14,898	-	-	-
457 READ Act Teacher Comp	-	13,450	13,450	-	-	-
467 Long-Term Facilities Maint	111,031	100,118	100,118	-	111,031	-
472 Medical Assistance	-	81,148	81,148	-	-	-
<b>Subtotal Restricted</b>	111,031	1,575,598	1,575,598	-	111,031	-
<b>460 Nonspendable</b>	116,106	-	-	-	116,106	-
<b>Total General Fund</b>	<b>887,443</b>	<b>19,788,630</b>	<b>20,027,392</b>	<b>-</b>	<b>648,681</b>	<b>(238,762)</b>
<b>Total All Funds:</b>	<b>887,443</b>	<b>19,788,630</b>	<b>20,027,392</b>	<b>-</b>	<b>648,681</b>	<b>(238,762)</b>



The logo for GOED (Georgia Office of Economic Development) is a large circle composed of various shades of blue and green. The letters 'GOED' are written in a large, white, sans-serif font across the center of the circle. The background of the circle is a mosaic of overlapping, semi-transparent shapes in light blue, teal, and lime green.

# **Funding Mechanism for Operating and Administrative Areas**

**February 27, 2025**

The logo for Goodhue County Education District is a large, circular emblem. It features the letters 'G', 'E', and 'D' in a stylized, white, sans-serif font. The letters are set against a background of overlapping, semi-transparent circles in shades of light blue and light green. The overall effect is a modern, colorful, and textured design.

**Imagination. Collaboration. Perseverance.**

**Partners in the Journey**

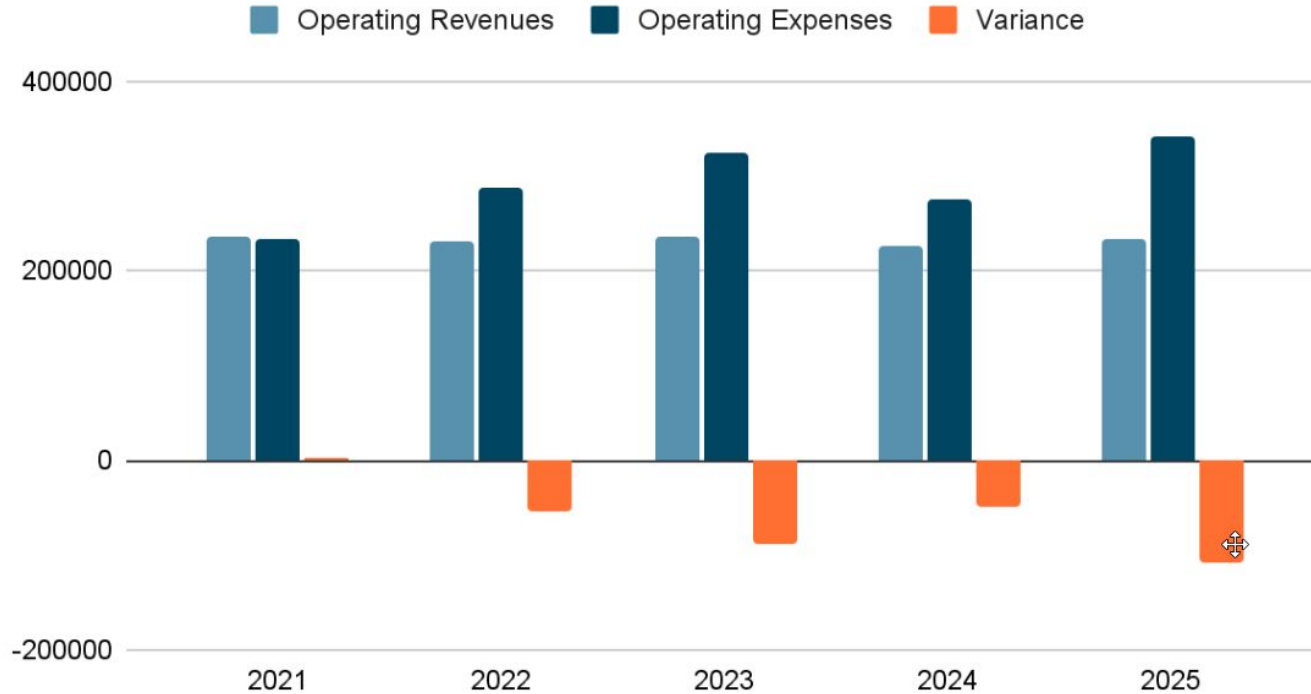
Goodhue County Education District is the source of programmatic expertise that serves to surround students who need individualized instruction, special services & adaptable environments in order to thrive in their learning & life.

# Operating Revenues vs Expenses

	2021	2022	2023	2024	2025 Budget
Operating Fees	\$230,910	\$227,850	\$226,560	\$218,610	\$218,490
Rental Revenue	\$4,245	\$3,577	\$9,900	\$7,858	\$15,000
<b>Operating Revenues</b>	<b>\$235,155</b>	<b>\$231,427</b>	<b>\$236,460</b>	<b>\$226,468</b>	<b>\$233,490</b>
Salary	\$96,336	\$129,243	\$137,453	\$137,063	\$153,871
Benefits	\$32,164	\$34,725	\$32,881	\$34,631	\$37,386
Phone	\$17,910	\$18,762	\$21,077	\$21,000	\$21,500
Utilities	\$57,724	\$73,981	\$92,034	\$53,029	\$80,000
Repairs	\$16,395	\$18,807	\$20,150	\$14,360	\$33,500
Supplies	\$12,912	\$11,045	\$19,009	\$15,610	\$15,100
Equipment	\$0	\$0	\$1,899	\$623	\$0
<b>Operating Expenses</b>	<b>\$233,441</b>	<b>\$286,564</b>	<b>\$324,503</b>	<b>\$276,316</b>	<b>\$341,357</b>
<b>Variance</b>	<b>\$1,713</b>	<b>-\$55,137</b>	<b>-\$88,043</b>	<b>-\$49,848</b>	<b>-\$107,867</b>



# Operating Revenues vs Expenses



# Operating Revenues vs Expenses

- Fee calculation is based on \$30 per student. This fee was determined during FY13. As the number of students served in our members declines, the revenue for this fee declines. Since that time enrollment has dropped 6.58%
- Costs continue to rise - salary for custodial staff, utility costs



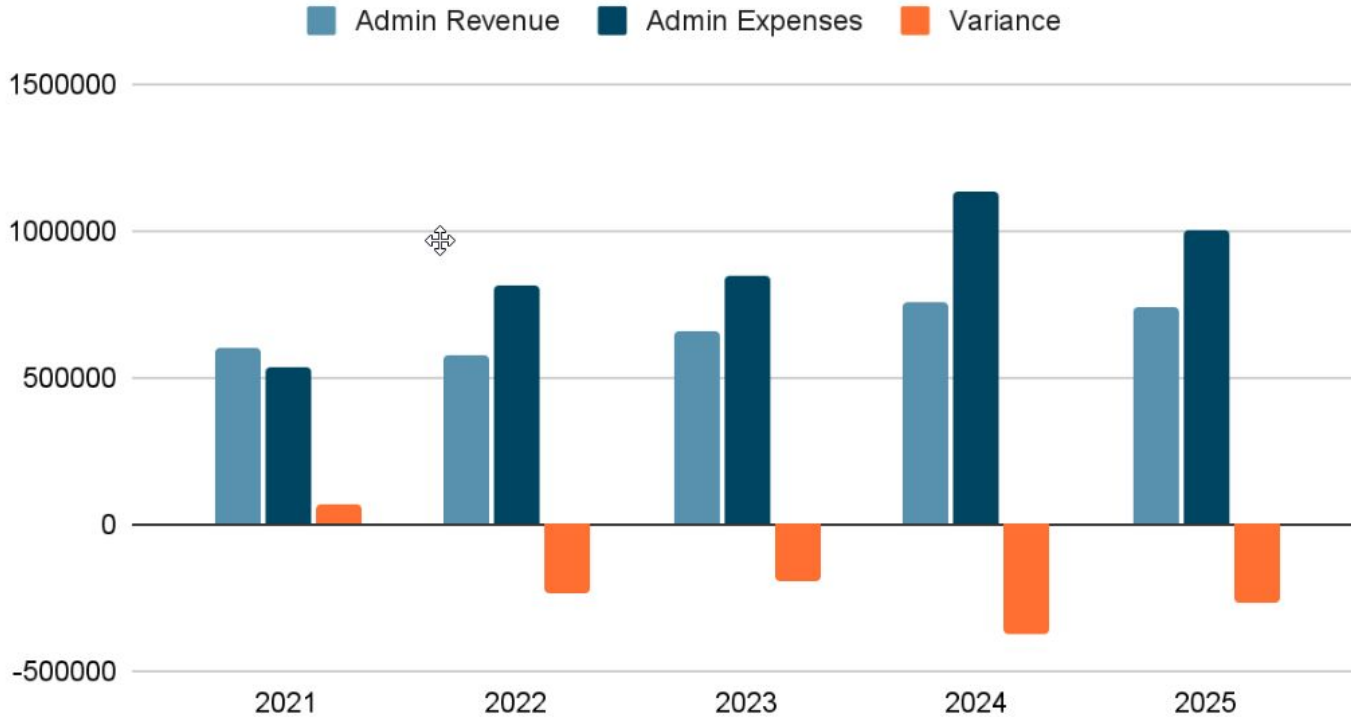
**GOODHUE COUNTY  
EDUCATION  
DISTRICT**  
PARTNERS IN THE JOURNEY

# Admin Revenues vs Expenses

	2021	2022	2023	2024	2025 Budget
Admin Fees	\$121,000	\$121,000	\$121,000	\$121,000	\$121,000
Interest	\$848	\$1,330	\$17,693	\$19,587	\$20,000
Misc Revenue	\$276	\$450	\$2,202	\$105	\$700
Gen Ed from Sp Ed Tuition Billing	\$478,392	\$456,142	\$516,518	\$616,322	\$600,000
<b>Total Admin Revenue</b>	<b>\$600,516</b>	<b>\$578,922</b>	<b>\$657,412</b>	<b>\$757,014</b>	<b>\$741,700</b>
School Board	\$14,326	\$16,794	\$13,972	\$14,642	\$9,312
Director	\$51,814	\$52,714	\$55,024	\$75,906	\$71,837
Human Resources	\$61,361	\$58,098	\$53,682	\$64,797	\$67,457
Property & Liability Insurance	\$45,515	\$53,261	\$79,208	\$90,734	\$104,400
Communications	\$0	\$0	\$0	\$21,000	\$4,500
Business Services	\$112,651	\$128,596	\$107,538	\$119,089	\$174,387
Legal	\$5,693	\$1,590	\$18,794	\$19,477	\$6,000
Curriculum	\$162,670	\$278,882	\$343,696	\$499,877	\$368,979
Technology (not 5RO related)	\$66,058	\$222,937	\$108,693	\$106,125	\$103,816
General Staff Development	\$0	\$3,009	\$68,326	\$47,046	\$14,500
School Security	\$13,939	\$0	\$0	\$71,419	\$79,740
Health Services	\$406	\$103	\$259	\$694	\$500
<b>Total Admin Expenses</b>	<b>\$534,433</b>	<b>\$815,983</b>	<b>\$849,191</b>	<b>\$1,130,807</b>	<b>\$1,005,428</b>
<b>Variance</b>	<b>\$66,083</b>	<b>-\$237,061</b>	<b>-\$191,779</b>	<b>-\$373,793</b>	<b>-\$263,728</b>



# Admin Revenues vs Expenses



# Admin Revenues vs Expenses

- Fee to members hasn't increased since 2013
- Property & Liability insurance rates are increasing at 15%+
- Starting in FY 24, SRO was no longer allowed under special education
- Instructional Coach salaries in excess of grant dollars available
- Includes \$58,000 for Fastbridge.



**GOODHUE COUNTY  
EDUCATION  
DISTRICT**  
PARTNERS IN THE JOURNEY



# What are ZED, HVED & others doing to cover these costs?

- Zumbro Ed District (ZED)
  - \$6.50 per member per PU coop fee
    - In conversations to increase for FY 26.
  - Non-resident access fee
  - Building Rent (outside groups & to Region 10)
- Hiawatha Valley Ed District (HVED)
  - Costs are allocated on member PU
- West Central Ed District (WCED)
  - Costs are allocated 50% on usage, 50% on member PU
- River Bend Ed District (RBED)
  - Base fee of \$10,000 per member, the remainder is allocated based on member PU



# Overhead Split by Pupil Units

	23-24 PU	Split by PU	Current	Difference
Cannon Falls	1,153.33	\$102,202	\$49,461.00	-\$52,741.48
Goodhue	822.41	\$72,878	\$30,288.00	-\$42,589.97
Kenyon-Wanamingo	742.06	\$65,758	\$33,619.00	-\$32,138.74
Lake City	1,323.22	\$117,257	\$49,948.00	-\$67,309.31
Red Wing	2,636.94	\$233,673	\$118,584.00	-\$115,088.77
Zumbrota - Mazeppa	1,346.46	\$119,317	\$57,591.00	-\$61,725.72
Total	8,024.42	\$711,085	339,491.00	-371,594.00



# Overhead with \$10,000 Base & Remainder Split by Pupil Unit

	<b>23-24 PU</b>	<b>\$10,000 each then Split by PU</b>	<b>Current</b>	<b>Difference</b>
Cannon Falls	1,153.33	\$103,579	\$49,461.00	-\$54,117.83
Goodhue	822.41	\$76,729	\$30,288.00	-\$46,440.66
Kenyon-Wanamingo	742.06	\$70,209	\$33,619.00	-\$36,590.23
Lake City	1,323.22	\$117,363	\$49,948.00	-\$67,415.36
Red Wing	2,636.94	\$223,956	\$118,584.00	-\$105,371.91
Zumbrota - Mazeppa	1,346.46	\$119,249	\$57,591.00	-\$61,658.01
<b>Total</b>	<b>8,024.42</b>	<b>\$711,085</b>	<b>339,491.00</b>	<b>-371,594.00</b>



# Additional Notes on Overhead

- Of the \$371k of unfunded overhead, instructional coaches make up \$335k.
- These costs were previously covered with a combination of federal and state special education dollars and/or a nominal fee to districts based on FTE provided.
- Two solutions will be provided to superintendents in the coming week. These solutions eliminate the need to include these costs under the overhead budget.

## Shift of Cost to Admin

- School Resource Officer Expenses no longer able to be covered by special education funding. We are following up on funding support.



# Federal Allocations

## 2024-25 Estimated Federal Allocations and Adopted Budget

- Federal 419 allocation has dropped \$162,686
- Federal 420 allocation has increased \$33,607
- Federal 422 allocation has dropped \$6,460
- Federal 429 allocation has dropped \$22,833
  
- **Net DECREASE - \$158,372**
- **We anticipate further drops and impacts to Medicaid**



# Future Issues

## Compensatory Revenue Declines (current legislation)

Program	FY 25 Allocation	FY 26 Allocation	Change
REACH	\$157,829	\$151,623	-\$6,206
5RO Elementary	\$18,875	\$6,238	-\$12,637
5RO Secondary	\$77,433	\$93,796	+\$16,363
Pathways 6-7	\$27,958	\$33,217	+\$5,259
Pathways 8-12	\$93,538	\$2,679	-\$90,859
<b>Total</b>	<b>\$375,633</b>	<b>\$287,533</b>	<b>-\$88,100</b>



# Impact of Governor's Budget Proposal

- Compensatory Hold Harmless = +\$80,000 over current 2026 entitlement
- Changes to Student Support Personnel Aid = -\$140,000
- Elimination of QComp in FY27 = -\$357,000
  
- **Net impact = -\$417,000 by FY27**



# Budget Reduction Work During FY25

During FY25, in response to member district program changes:

- Reduced FTE
- Reduced PD spending
- Monitoring Supplies for reductions



# Budget Reduction Work For FY26 (in progress)

## GCED proposed budget reductions

- Eliminate 1.0 office support
- Eliminate 4.0 teaching positions
- PD & Supply Budget Reductions

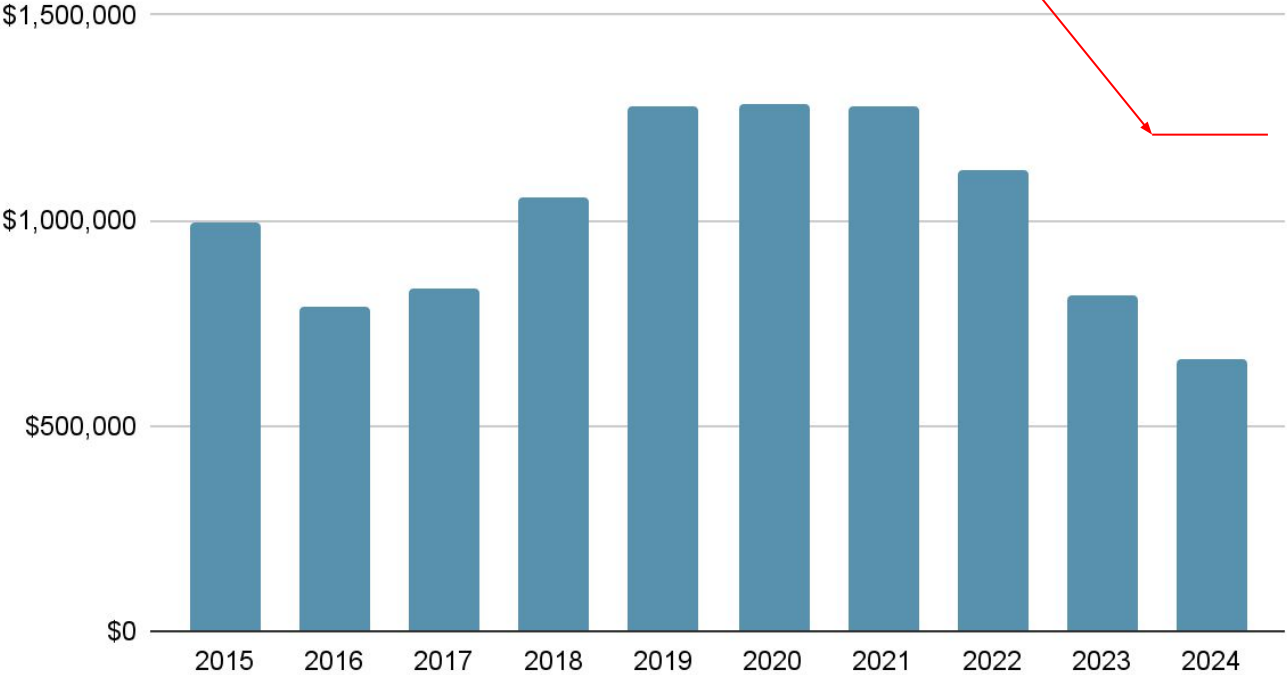
## Member District budget reductions

- Reductions to Itinerant Staff
  - 0.4 physical therapy
  - 2.0 contracted psychology



# Unassigned Fund Balance

Unassigned Fund Balance



- VIII. **Other:**
- IX. **Comments: Board/Director**
- X. **Next Meeting Date: Thursday, March 27, 2025, at 7:00 PM at the River Bluff Education Center in Red Wing.**
- XI. **Adjournment:**