

GOODHUE COUNTY EDUCATION DISTRICT BOARD AGENDA

Thursday, March 24, 2022 at 7:00 PM
River Bluff Education Center, Red Wing
395 Guernsey Ln
Red Wing, MN 55066

AGENDA

- I. **Call to Order/Adoption of Agenda:**
- II. **Consent Agenda:**
 - A. Approval of February 24, 2022 Minutes

2

GOODHUE COUNTY EDUCATION DISTRICT BOARD MINUTES

Thursday, February 24, 2022 at 7:00 PM

River Bluff Education Center, Red Wing

395 Guernsey Ln

Red Wing, MN 55066

MEMBERS PRESENT: J. Wendt, J. Stehr, K. Anderson, B. Owens (Alt.), D. Balow

MEMBERS ABSENT: H. Tauer

OTHERS PRESENT: C. Johnson, J. Paradis, B. Cashman, C. Luhman

- I. **Call to Order/Adoption of Agenda:** D. Balow called the meeting to order. J. Stehr motioned to adopt the agenda. K. Anderson seconded, motion carried.
- II. **Consent Agenda:** J. Wendt motioned to approve the consent agenda. J. Stehr seconded, motion carried.
 - A. Approval of January 26, 2022 Minutes
 - B. Approval of Claims: Jim Wendt
 - C. Staff Updates:
 1. **Resignations:** *Elizabeth Peterson, Paraprofessional-RBEC effective 2/2/22*
 2. **New Hire:**
 3. **Retirement:** *Sharon Noble, District Special Education Coordinator - CF effective 9/30/2022*
 4. **Re-assignment:**
- III. **Public Input:** The policy of the education district board is to encourage discussion by persons of subjects related to the management of the district at board meetings. The board shall, as a matter of policy, protect the legal rights to privacy and due process of employees and students. Persons who wish to have a subject discussed at a public board meeting must notify the executive director's office in advance of the board meeting. The person should provide his or her name, address, the name of group represented (if any), and the subject to be covered or the issue to be addressed. The board retains the discretion to limit discussion of any agenda item to a reasonable period of time as determined by the board.
- IV. **Reports and Communication:**
 - A. **Business Manager Report:** J. Paradis reported on the 2021-22 budget as of 1/31/22. We have received \$6,540,908 or 40.07% of the proposed revised budget, compared to 71.23% at 1/31/21 and 39.57% at 1/31/20. We have expended \$6,985,139 or 42.21% of the proposed revised expense budget, compared to 22.83% at 1/31/21 and 43.73% at 1/31/20. We are not looking at a cash flow shortage for 21-22. The January bank reconciliation is included in your packet for your information.
 - B. **GASB 75:** C. Johnson reported that every two years, an actuarial valuation report is done. GCED does not have OPED. With the added addition of SRO staff, the implicit rate is relatively low as we have young staff.
 - C. **American Welding Society Grant:** B. Cashman reported that GCED received a \$14,000 grant from the American Welding Society Foundation to outfit the Industrial Tech. lab with top of the line welding equipment. We are very excited to have this at RBEC. Equipment should arrive sometime in March.
 - D. **Goodhue County Family and Children's Collaborative Grant:** C. Johnson mentioned the GCED School Local Collaborative Time Studies (LCTS) Partners (Cannon Falls, Goodhue, Kenyon-Wanamingo and Red Wing) were again awarded grant funding from the Goodhue County Child & Family Collaborative. The Award amount is \$125,600 for the 2022-23 School Year. Our grant initiative is Strengthening Student's Resilience through Learning and Whole Student Supports. This initiative supports school social workers, the use of Sanford Harmony, and an SEL Curriculum and the Check and Connect Intervention Program. Lake City will be joining the collaborative but won't be doing the LCTS portion, they will stay with Wabasha County for that. Zumbrota-Mazeppa will be joining the collaborative and will be doing LCTS with Goodhue County.
 - E. **Significant Disproportionality:** C. Johnson commented that The Individuals with Disabilities Education Improvement Act of 2004 (IDEA) requires State Education Agencies (SEAs) to collect and examine data in order to identify significant disproportionality based on race and ethnicity in the state and in local educational agencies (LEAs) of the state with respect to the: Identification of children with disabilities;

Placement in particular educational settings of such children; and Incidence, duration, and type of disciplinary actions. Identification happens when your risk ratio is at or above 3.0; in any one of 98 categories of analysis i.e. Identification, Placement and Discipline and for 3 consecutive years of data in the same category of analysis. Data collected indicates that two groups are experiencing significant disproportionality: Black or African American and American Indian or Alaska Native.

V. Old Business:

- A. **LED Lighting Replacement Study:** This agenda item was to be on the March 24th, 2022 agenda. J. Stehr motioned to move to the next board meeting. D. Balow seconded, motion carried.
- B. **5RiversOnline Student Outcomes:** C. Johnson commented that elementary students are doing very well. Students in grades 9-12 are doing well online. Grades 7 & 8 are having a little more trouble. C. Johnson commented that the registration postcards are almost ready to mail. These will be going out to all Goodhue County residents. We recently received some teenage books and will plan to give those books out to those students. Current enrollment as of today is 333 students. 61 students in grades K-6 and 272 students in grades 7-12. 198 students are full-time and 135 students are part-time.
- C. **COVID-19 Plan Review:** C. Johnson commented that the CDC is loosening up the masking requirements and asked that the board revise the current plan from required mask wearing to highly recommend mask wearing effective 2/25/2022. D. Balow motioned to approve. J. Stehr seconded, motion carried.

VI. New Business:

- A. **Habitat for Humanity Field Trip:** C. Johnson mentioned because of COVID-19 the Habitat trips have been canceled. Matt Rodgers asked if it would be possible to have a fall trip instead of a spring trip as the vouchers from the canceled trip will be expiring soon. K. Anderson motioned to approve a fall Habitat trip. J. Wendt seconded, motion carried.
- B. **GCED Countywide Staffing 2022-23:** C. Johnson presented this at the last superintendent meeting, superintendents approved with the exception of the school psychologist area. C. Johnson is anticipating a .6 increase in that area dependent on how each district utilizes their school psychologist, some are used for MTSS, behavior/emotional besides evaluations. Anticipating a 1.0 increase in Occupational Therapy, no increase in EC programs, no increase in Social Workers and anticipating a 2.0 increase in EL. Currently EL teachers are teaching and also translating for their district. J. Stehr motioned to approve with the exception of the school psychologist positions. D. Balow seconded, motion carried.
- C. **GCED Program Staffing 2022-23:** C. Johnson presented the program staffing for RBEC and 5RO. TBH teacher position for Mississippi Pod, TBH 8 paraprofessional positions. This is a net zero increase and simply represents positions that have gone unfilled. There is also a net zero change for SAAP programs. In 5RO, we are requesting a 0.6 increase. Positions needing to be filled are a TBH Physical Education Teacher, .4 FACS and .2 Industrial Tech. J. Wendt motioned to approve the GCED Program Staffing for 2022-23. K. Anderson seconded, motion carried.
- D. **Policy Updates:** C. Johnson mentioned there were four areas that had non substantial changes, reorganization section; series 600 updates, policy text updates and legal and cross reference updates. Non substantial changes can be approved in one meeting. J. Stehr motioned to approve the policy updates. J. Wendt seconded, motion carried.
- E. **Resolution to Reduce Programs:** J. Wendt motioned to approve the resolution to reduce programs. J. Stehr seconded, motion carried by roll call vote. K. Anderson-yes; J. Wendt-yes; D. Balow-yes; J. Stehr-yes; B. Owens-yes.
- F. **2021-22 Revised Budget:** J. Paradis presented the 2021-2022 revised budget. J. Paradis shared the current enrollment of RBEC and 5RO. Will assume increase in unsettled contracts. Addition of American Rescue Plan grants of \$261,434. Shared the average tuition bill current and projected. J. Wendt motioned to approve the 2021-22 Revised Budget. K. Anderson seconded, motion carried.

VII. Other: It's School Board Appreciation Week! Thanked the members for being a part of our school board.

VIII. Comments: Board/Director

IX. Next Meeting Date: Thursday March 24, 2022 at 7:00 PM at the River Bluff Education Center in Red Wing.

X. Adjournment: J. Stehr motioned to adjourn. K. Anderson seconded, motion carried.

B. Approval of Claims: Holly Tauer (please come in 15 minutes early)

5

Goodhue County Ed District Payment Reg by Bank and Check

Bank	Batch	Pmt No	Check No	Pay Type	Grp Code	Rcd	Vendor	Tax Class	Print	Recon	Void	Pay/Void Date	Amount
MERC		36543		Wire	1	04060	PERA-PUBLIC EMPLOYEES RETIREMT		No	No	No	02/28/2022	6,894.42
MERC		36544		Wire	1	04062	MN TEACHERS RETIREMENT ASSOC		No	No	No	02/28/2022	44,024.60
MERC		36545		Wire	1	2216	KWIK TRIP EXTENDED NETWORK		No	Yes	No	02/28/2022	507.52
MERC		36546		Wire	1	2284	E. B. C., LLC /ACS		No	No	No	02/28/2022	17,339.36
MERC		36547		Wire	1	2392	US Dept of Treasury		No	Yes	No	02/28/2022	72,246.71
MERC		36548		Wire	1	2396	MN Dept of Revenue		No	No	No	02/28/2022	12,187.34
MERC		36549		Wire	1	2501	Merchants Bank		No	Yes	No	02/28/2022	2,369.91
MERC		36550		Wire	1	3232	ENTERPRISE FM TRUST		No	Yes	No	02/28/2022	2,293.07
MERC		36591		Wire	1	03977	SOUTHEAST SERVICE COOPERATIVE		No	No	No	03/09/2022	72,184.15
MERC		36592		Wire	1	1280	DELTA DENTAL PLAN OF MN		No	No	No	03/09/2022	6,318.70
MERC		36593		Wire	1	2216	KWIK TRIP EXTENDED NETWORK		No	No	No	03/09/2022	648.49
MERC		36594		Wire	1	04060	PERA-PUBLIC EMPLOYEES RETIREMT		No	No	No	03/15/2022	6,115.52
MERC		36595		Wire	1	04062	MN TEACHERS RETIREMENT ASSOC		No	No	No	03/15/2022	44,178.90
MERC		36596		Wire	1	2284	E. B. C., LLC /ACS		No	No	No	03/15/2022	17,339.36
MERC		36597		Wire	1	2392	US Dept of Treasury		No	No	No	03/15/2022	71,368.14
MERC		36598		Wire	1	2396	MN Dept of Revenue		No	No	No	03/15/2022	11,971.00
MERC		36599		Wire	1	2501	Merchants Bank		No	No	No	03/15/2022	2,369.91
MERC	01	36537	19940	Check	1	3415	AMAZON CAPITAL SERVICES		Yes	No	No	02/28/2022	2,166.46
MERC		36536	19941	Check	1	3347	ASL INTERPRETING SERVICES, INC		Yes	No	No	02/28/2022	256.00
MERC		36531	19942	Check	1	3155	BREDEMUS HARDWARE COMPANY, INI		Yes	No	No	02/28/2022	70.00
MERC		36521	19943	Check	1	09318	BROOKES PUBLISHING CO		Yes	No	No	02/28/2022	563.87
MERC		36522	19944	Check	1	1984	E. B. C., LLC/Flex		Yes	No	No	02/28/2022	1,164.59
MERC		36519	19945	Check	1	09118	EDUCATION MN - GCED		Yes	No	No	02/28/2022	2,979.65
MERC		36525	19946	Check	1	2871	EMC Insurance Companies		Yes	No	No	02/28/2022	12,927.14
MERC		36530	19947	Check	1	3126	FERNBROOK FAMILY CENTER	S Corporation	Yes	No	No	02/28/2022	31,141.48
MERC		36515	19948	Check	1	00270	FLAGHOUSE INC		Yes	No	No	02/28/2022	145.00
MERC		36532	19949	Check	1	3235	Goodhue Co Ed Dist Paraprofessional Unit		Yes	No	No	02/28/2022	160.24
MERC		36524	19950	Check	1	2473	HILDI INC.	S Corporation	Yes	No	No	02/28/2022	3,400.00
MERC		36520	19951	Check	1	09162	HILLYARD FLOOR CARE SUPPLY		Yes	No	No	02/28/2022	338.66
MERC		36523	19952	Check	1	2174	INNOVATIVE OFFICE SOLUTIONS		Yes	No	No	02/28/2022	484.30
MERC		36540	19953	Check	1	3559	INTEGRATIVE THERAPY LLC	LLC - S Corp	Yes	No	No	02/28/2022	333.83
MERC		36528	19954	Check	1	3040	INTEREUM		Yes	No	No	02/28/2022	9,161.80
MERC		36535	19955	Check	1	3337	KEVIN'S SERVICE	Ind/Sole Proprietor	Yes	No	No	02/28/2022	212.12
MERC		36517	19956	Check	1	00707	MENARD'S RED WING		Yes	No	No	02/28/2022	98.45
MERC		36518	19957	Check	1	02672	METRO SALES, INC.		Yes	No	No	02/28/2022	1,817.00
MERC		36534	19958	Check	1	3296	MUTUAL OF OMAHA		Yes	No	No	02/28/2022	2,951.69
MERC		36539	19959	Check	1	3547	NOLAN, REBECCA		Yes	No	No	02/28/2022	205.92
MERC		36538	19960	Check	1	3529	PUTT, PAUL		Yes	No	No	02/28/2022	112.32
MERC		36526	19961	Check	1	2951	SHI		Yes	No	No	02/28/2022	2,505.00

Goodhue County Ed District Payment Reg by Bank and Check

Bank	Batch	Pmt No	Check No	Pay Type	Grp Code	Rcd	Vendor	Tax Class	Print	Recon	Void	Pay/Void Date	Amount
MERC		36529	19962	Check	1	3078	SHRED-N-GO	S Corporation	Yes	No	No	02/28/2022	55.75
MERC		36533	19963	Check	1	3258	SOMMERNESS, JENNIFER ED.S		Yes	No	No	02/28/2022	1,400.00
MERC		36516	19964	Check	1	00702	SOUTHPAW ENTERPRISES		Yes	No	No	02/28/2022	1,606.00
MERC		36541	19965	Check	1	3560	STRAND, MARLEY		Yes	No	No	02/28/2022	249.17
MERC		36542	19966	Check	1	3561	THE RETROFIT COMPANIES, INC		Yes	No	No	02/28/2022	8,454.50
MERC		36527	19967	Check	1	3011	U.S. BANK EQUIPMENT FINANCE		Yes	No	No	02/28/2022	290.00
MERC		36581	19968	Check	1	3415	AMAZON CAPITAL SERVICES		Yes	No	No	03/09/2022	101.95
MERC		36579	19969	Check	1	3347	ASL INTERPRETING SERVICES, INC		Yes	No	No	03/09/2022	986.50
MERC		36560	19970	Check	1	1497	BODENHAMER, SUSAN		Yes	No	No	03/09/2022	135.72
MERC		36576	19971	Check	1	3277	BOOTH, LYNN		Yes	No	No	03/09/2022	171.87
MERC		36575	19972	Check	1	3249	BUCHAL, AMY		Yes	No	No	03/09/2022	229.32
MERC		36587	19973	Check	1	3505	CAPITAL ONE		Yes	No	No	03/09/2022	235.10
MERC		36578	19974	Check	1	3329	CHASE CARD SERVICES		Yes	No	No	03/09/2022	5,690.82
MERC		36551	19975	Check	1	00433	CITY OF RED WING		Yes	No	No	03/09/2022	609.82
MERC		36580	19976	Check	1	3414	COULSON, TESS		Yes	No	No	03/09/2022	190.71
MERC		36563	19977	Check	1	2284	E. B. C., LLC /ACS		Yes	No	No	03/09/2022	123.35
MERC		36571	19978	Check	1	3108	GOVERNMENT LEASING & FINANCE, IN		Yes	No	No	03/09/2022	39,979.82
MERC		36554	19979	Check	1	09162	HILLYARD FLOOR CARE SUPPLY		Yes	No	No	03/09/2022	1,112.06
MERC		36590	19980	Check	1	3563	IMAGINE LEARNING, LLC		Yes	No	No	03/09/2022	5,525.00
MERC		36588	19981	Check	1	3559	INTEGRATIVE THERAPY LLC	LLC - S Corp	Yes	No	No	03/09/2022	2,621.34
MERC		36567	19982	Check	1	2865	INTELLICENTS		Yes	No	No	03/09/2022	1,250.00
MERC		36583	19983	Check	1	3466	JACOBSON, DIANE		Yes	No	No	03/09/2022	284.31
MERC		36577	19984	Check	1	3287	KREMER, MICHELE		Yes	No	No	03/09/2022	107.64
MERC		36559	19985	Check	1	1483	LAKE CITY PUBLIC SCHOOLS		Yes	No	No	03/09/2022	2,465.39
MERC		36568	19986	Check	1	2960	LANGUAGE LINE SERVICES		Yes	No	No	03/09/2022	333.28
MERC		36565	19987	Check	1	2440	LIBERTY'S RESTAURANT		Yes	No	No	03/09/2022	194.48
MERC		36552	19988	Check	1	00707	MENARD'S RED WING		Yes	No	No	03/09/2022	17.23
MERC		36558	19989	Check	1	1300	OAKTREE PRODUCTS, INC.		Yes	No	No	03/09/2022	58.42
MERC		36573	19990	Check	1	3233	O'DONNELL, CASEY		Yes	No	No	03/09/2022	294.26
MERC		36557	19991	Check	1	1227	PAR, INC.		Yes	No	No	03/09/2022	718.52
MERC		36562	19992	Check	1	2200	PETERSEN, LYNNE		Yes	No	No	03/09/2022	351.00
MERC		36556	19993	Check	1	1150	PHONAK, LLC		Yes	No	No	03/09/2022	178.99
MERC		36586	19994	Check	1	3504	SENECHALLE, MEGAN		Yes	No	No	03/09/2022	24.92
MERC		36585	19995	Check	1	3474	SFGFII, LLC	LLC - Partnership	Yes	No	No	03/09/2022	63.74
MERC		36582	19996	Check	1	3419	SFRC, LLC-TERRAFORM POWER	LLC - Partnership	Yes	No	No	03/09/2022	1,811.92
MERC		36589	19997	Check	1	3560	STRAND, MARLEY		Yes	No	No	03/09/2022	108.81
MERC		36566	19998	Check	1	2585	TEACHERS ON CALL	C Corporation	Yes	No	No	03/09/2022	1,915.20
MERC		36555	19999	Check	1	1015	THREE RIVERS COMMUNITY ACTION		Yes	No	No	03/09/2022	250.00
MERC		36561	20000	Check	1	1855	TOM PARKER ELECTRIC	S Corporation	Yes	No	No	03/09/2022	1,399.48

Goodhue County Ed District Payment Reg by Bank and Check

Bank	Batch	Pmt No	Check No	Pay Type	Grp Code	Rcd	Vendor	Tax Class	Print	Recon	Void	Pay/Void Date	Amount
MERC		36570	20001	Check	1 3011		U.S. BANK EQUIPMENT FINANCE		Yes	No	No	03/09/2022	689.00
MERC		36564	20002	Check	1 2303		WABASHA-KELLOGG PUBLIC SCHOOL		Yes	No	No	03/09/2022	619.99
MERC		36572	20003	Check	1 3218		WAGNER, MARTINA	Ind/Sole Proprietor	Yes	No	No	03/09/2022	3,500.00
MERC		36574	20004	Check	1 3236		WIGGIN, JODI		Yes	No	No	03/09/2022	444.60
MERC		36553	20005	Check	1 02880		XCEL ENERGY		Yes	No	No	03/09/2022	6,040.25
MERC		36584	20006	Check	1 3468		YUSTEN, NIKKI		Yes	No	No	03/09/2022	226.78
MERC		36569	20007	Check	1 2986		YUSTY-ROJAS, JEIMMY		Yes	No	No	03/09/2022	92.43
MERC		36601	20008	Check	1 1984		E. B. C., LLC/Flex		Yes	No	No	03/15/2022	1,164.59
MERC		36600	20009	Check	1 09118		EDUCATION MN - GCED		Yes	No	No	03/15/2022	2,979.65
MERC		36602	20010	Check	1 3235		Goodhue Co Ed Dist Paraprofessional Unic		Yes	No	No	03/15/2022	160.24
Bank Total:												\$561,066.54	
Report Total:												\$561,066.54	

C. Staff Updates:

1. **Resignations:** *Ashlyn Waters, ECFE Teacher - ZM*
2. **New Hire:** *Kendra Holdorf, Social Worker - 5RO effective 4/25/2022.*
3. **Transfers:**
4. **Re-assignment:** *Annie Mittelstadt, SPED Teacher from 5RO to RBEC effective 2022-2023 school year.*

III. **Public Input:** The policy of the education district board is to encourage discussion by persons of subjects related to the management of the district at board meetings. The board shall, as a matter of policy, protect the legal rights to privacy and due process of employees and students. Persons who wish to have a subject discussed at a public board meeting must notify the executive director's office in advance of the board meeting. The person should provide his or her name, address, the name of group represented (if any), and the subject to be covered or the issue to be addressed. The board retains the discretion to limit discussion of any agenda item to a reasonable period of time as determined by the board.

IV. **Reports and Communication:**

A. Business Manager Report

9

REVENUE & EXPENDITURE SUMMARY BY SOURCE, OBJECT SERIES & PROGRAM SERIES

Goodhue Co Ed District | February 28, 2022

REVENUE CATEGORIES				February 28, 2022			February 28, 2021			February 28, 2020		
	June 30, 2020	June 30, 2021	Revised Budget	Received YTD	Budget Remaining	% of Budget Received	% of Actuals Received	% of Actuals Received	Current YTD vs. PYTD	February 28, 2021	February 28, 2020	
STATE	3,753,316	3,609,943	4,360,876	2,712,169	1,648,707	62.19%	54.73%	45.67%	736,593	1,975,576	1,714,293	
FEDERAL	1,842,614	2,036,519	2,314,653	798,592	1,516,061	34.50%	39.13%	30.75%	1,777	796,815	566,584	
PROPERTY TAXES	0	0	0	0	0	0.00%	0.00%	0.00%	0	0	0	
LOCAL SALES, INS RECOVERY & JUDGEMENTS	5,053	13,769	2,000	585	1,415	29.26%	59.70%	69.16%	(7,636)	8,221	3,495	
SALE OF BONDS & LOANS	0	13,482,888	0	0	0	0.00%	99.55%	0.00%	(13,422,003)	13,422,003	0	
INCOMING TRANSFERS FROM OTH FUNDS	0	0	0	0	0	0.00%	0.00%	0.00%	0	0	0	
LOCAL (FEES, INTEREST, ETC.)	7,502,882	7,804,973	9,647,101	4,737,456	4,909,645	49.11%	59.00%	55.97%	132,546	4,604,910	4,199,013	
TOTALS	13,103,865	26,948,092	16,324,630	8,248,802	8,075,828	50.53%	77.21%	49.48%	(12,558,722)	20,807,524	6,483,384	

EXPENDITURES (OBJECT SERIES)				February 28, 2022			February 28, 2021			February 28, 2020		
	June 30, 2020	June 30, 2021	Revised Budget	Expended YTD	Budget Remaining	% of Budget Expended	% of Actuals Expended	% of Actuals Expended	Current YTD vs. PYTD	February 28, 2021	February 28, 2020	
SALARIES & WAGES	6,337,951	6,937,882	8,181,314	4,227,418	3,953,896	51.67%	53.03%	52.85%	548,202	3,679,216	3,349,376	
EMPLOYEE BENEFITS	1,628,182	1,779,020	2,141,645	1,121,406	1,020,239	52.36%	53.52%	52.60%	169,209	952,197	856,480	
PURCHASED SERVICES	3,586,395	16,797,588	4,200,317	985,131	3,215,186	23.45%	5.99%	31.12%	(21,075)	1,006,206	1,115,966	
SUPPLIES	276,713	386,950	859,348	616,221	243,127	71.71%	84.07%	69.58%	290,902	325,319	192,534	
EQUIPMENT	1,105,035	1,028,313	1,138,878	1,067,241	71,637	93.71%	160.29%	94.55%	(581,064)	1,648,305	1,044,829	
DEBT SERVICE	0	0	0	0	0	0.00%	0.00%	0.00%	0	0	0	
OTHER EXPENDITURES	55,152	77,636	26,328	18,321	8,007	69.59%	31.87%	33.66%	(6,420)	24,741	18,562	
OTHER FINANCING USES	0	0	0	0	0	0.00%	0.00%	0.00%	0	0	0	
TOTALS	12,989,428	27,007,389	16,547,830	8,035,738	8,512,092	48.56%	28.27%	50.64%	399,754	7,635,984	6,577,748	

EXPENDITURES (PROGRAM SERIES)				February 28, 2022			February 28, 2021			February 28, 2020		
	June 30, 2020	June 30, 2021	Revised Budget	Expended YTD	Budget Remaining	% of Budget Expended	% of Actuals Expended	% of Actuals Expended	Current YTD vs. PYTD	February 28, 2021	February 28, 2020	
SITE ADMINISTRATION	59,029	97,953	279,823	181,418	98,405	64.83%	58.76%	62.76%	123,857	57,561	37,045	
DISTRICT ADMINISTRATION	99,448	79,846	78,995	47,819	31,176	60.53%	75.24%	65.79%	(12,254)	60,073	65,423	
SUPPORT SERVICES	202,150	227,526	247,714	275,911	(28,197)	111.38%	104.45%	120.14%	38,268	237,643	242,858	
REGULAR INSTRUCTION	1,493,398	1,438,628	2,632,199	789,267	1,842,932	29.99%	31.00%	27.67%	343,286	445,981	413,262	
EXTRA-CURRICULAR ACTIVITES	0	0	0	0	0	0.00%	0.00%	0.00%	0	0	0	
VOCATIONAL INSTRUCTION	308,496	327,195	363,574	125,149	238,425	34.42%	41.95%	43.38%	(12,124)	137,273	133,836	
SPECIAL EDUCATION	7,611,603	7,977,265	8,977,044	4,182,685	4,794,359	46.59%	47.38%	47.59%	403,169	3,779,516	3,622,378	
COMMUNITY SERVICES	0	0	0	0	0	0.00%	0.00%	0.00%	0	0	0	
INSTRUCTIONAL SUPPORT	364,829	448,170	636,967	456,932	180,035	71.74%	54.64%	52.89%	212,032	244,899	192,962	
PUPIL SUPPORT SERVICES	1,367,080	1,586,429	1,805,947	842,288	963,659	46.64%	47.03%	47.26%	96,136	746,152	646,086	
FACILITIES	1,483,396	1,502,112	1,525,567	1,134,270	391,297	74.35%	128.28%	82.51%	(792,617)	1,926,887	1,223,898	
OTHER FINANCING USES	0	13,322,265	0	0	0	0.00%	0.00%	0.00%	0	0	0	
TOTALS	12,989,428	27,007,389	16,547,830	8,035,738	8,512,092	48.56%	28.27%	50.64%	399,754	7,635,984	6,577,748	

SUMMARY - ALL FUNDS				February 28, 2022			February 28, 2021			February 28, 2020		
	June 30, 2020	June 30, 2021	Revised Budget	YTD	Budget Remaining	% of Budget Expended	% of Actuals Expended	% of Actuals Expended	Current YTD vs. PYTD	February 28, 2021	February 28, 2020	
SUMMARY												
REVENUE	13,103,865	26,948,092	16,324,630	8,248,802	8,075,828	50.53%	77.21%	49.48%	(12,558,722)	20,807,524	6,483,384	
EXPENDITURES	12,989,428	27,007,389	16,547,830	8,035,738	8,512,092	48.56%	28.27%	50.64%	399,754	7,635,984	6,577,748	
SPENDING VARIANCE	114,437	(59,297)	(223,200)	213,064	N/A	N/A	N/A	N/A	(12,958,476)	13,171,540	(94,364)	


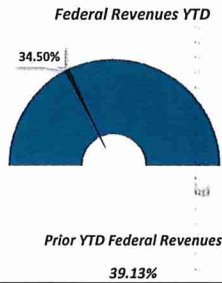
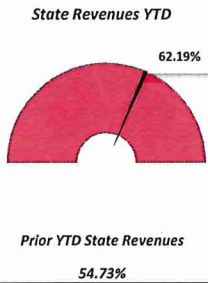
GENERAL FUND - REVENUE SUMMARY

Goodhue Co Ed District | February 28, 2022



DESCRIPTION	Budget Management Analytics			February 28, 2022	February 28, 2021	February 28, 2020				Current YTD	February 28, 2021	February 28, 2020
	June 30, 2020	June 30, 2021	Revised Budget	Revenue YTD	Budget Remaining	% of Budget Received	% of Actuals Received	% of Actuals Received	vs. Prior YTD			
LOCAL REVENUES												
021 TUITION/REIMB MN DISTRICTS	6,819,678	7,181,677	8,871,502	4,197,857	4,673,645	47.32%	56.45%	53.44%	143,717	4,054,141	3,644,415	
050 FEES FROM PATRONS	350	0	0	0	0	0.00%	0.00%	100.00%	0	0	350	
071 MA REV/DEPT OF HUMAN SVCS	0	3,979	125,000	0	125,000	0.00%	100.00%	0.00%	(3,979)	3,979	0	
092 INTEREST EARNINGS	10,542	848	3,500	378	3,122	10.81%	395.98%	86.31%	(2,979)	3,357	9,099	
093 RENT	27,878	4,245	7,000	0	7,000	0.00%	0.00%	0.00%	0	0	0	
096 GIFTS AND BEQUESTS	1,981	1	500	7,964	(7,464)	1592.70%	755437.50%	82.33%	1,920	6,044	1,631	
099 MISC REV FROM LOCAL SOURCES	642,452	614,224	639,599	531,257	108,342	83.06%	87.49%	84.60%	(6,133)	537,390	543,518	
Total LOCAL REVENUES	7,502,882	7,804,973	9,647,101	4,737,456	4,909,645	49.11%	59.00%	55.97%	132,546	4,604,910	4,199,013	
STATE REVENUES												
211 GENERAL EDUCATION AID	149,608	123,538	105,152	68,349	36,803	65.00%	64.66%	65.00%	(11,526)	79,875	97,245	
300 STATE AID (REQUIRES FIN CODE)	204,001	163,487	170,554	123,401	47,153	72.35%	0.07%	-2.79%	123,294	107	(5,690)	
360 STATE AID FOR SPECIAL EDUCATION	3,356,875	3,272,583	4,084,670	2,520,023	1,564,647	61.69%	57.92%	48.15%	624,430	1,895,593	1,616,459	
370 OTHER, MN DEPT OF EDUCATION	7,459	0	500	396	105	79.10%	0.00%	84.18%	396	0	6,279	
397 TRA & PERA SPEC SITUATIONS PENSION	35,373	50,335	0	0	0	0.00%	0.00%	0.00%	0	0	0	
Total STATE REVENUES	3,753,316	3,609,943	4,360,876	2,712,169	1,648,707	62.19%	54.73%	45.67%	736,593	1,975,576	1,714,293	
FEDERAL REVENUES RECEIVED FROM STATE												
400 FEDERAL AID/MDE (REQUIRES FIN)	1,842,614	2,036,519	2,314,653	798,592	1,516,061	34.50%	39.13%	30.75%	1,777	796,815	566,584	
Total FEDERAL REVENUES RECEIVED FROM STATE	1,842,614	2,036,519	2,314,653	798,592	1,516,061	34.50%	39.13%	30.75%	1,777	796,815	566,584	
FEDERAL REVENUES RECEIVED FROM FED SOURCES												
500 DIRECT FEDERAL AID (REQUIRES FIN)	0	0	0	0	0	0.00%	0.00%	0.00%	0	0	0	
Total FEDERAL REVENUES RECEIVED FROM FED SOURCES	0	0	0	0	0	0.00%	0.00%	0.00%	0	0	0	
LOCAL SALES, INSURANCE RECOVERY, AND JUDGEMENTS												
619 COST MATERIALS/REV PROD (CONTRA)	(433)	0	0	(77)	77	0.00%	0.00%	82.62%	(77)	0	(358)	
620 SALES/REV PRODUCING ACTIVITIES	954	0	0	287	(287)	0.00%	0.00%	100.00%	287	0	954	
622 SALES OF MATERIALS (NET OF TX)	522	5,399	1,700	0	1,700	0.00%	64.83%	387.60%	(3,500)	3,500	2,022	
624 SALE OF EQUIPMENT	0	3,650	300	375	(75)	125.00%	0.00%	0.00%	375	0	0	
625 INSURANCE RECOVERY	4,010	4,721	0	0	0	0.00%	100.00%	21.87%	(4,721)	4,721	877	
628 JUDGMENT FOR DISTRICT	0	0	0	0	0	0.00%	0.00%	0.00%	0	0	0	
Total LOCAL SALES, INSURANCE RECOVERY, AND JUDGEMENTS	5,053	13,769	2,000	585	1,415	29.26%	59.70%	69.16%	(7,636)	8,221	3,495	
SALE OF BONDS AND LOANS												
635 CERTIFICATE OF PARTICIPATION	0	13,482,888	0	0	0	0.00%	99.55%	0.00%	(13,422,003)	13,422,003	0	
Total SALE OF BONDS AND LOANS	0	13,482,888	0	0	0	0.00%	99.55%	0.00%	(13,422,003)	13,422,003	0	
INCOMING TRANSFERS FROM OTHER FUNDS												
649 PERMANENT TRANSFERS/OTHER FUND	0	0	0	0	0	0.00%	0.00%	0.00%	0	0	0	
Total INCOMING TRANSFERS FROM OTHER FUNDS	0	0	0	0	0	0.00%	0.00%	0.00%	0	0	0	
GENERAL FUND TOTAL	13,103,865	26,948,092	16,324,630	8,248,802	8,075,828	50.53%	77.21%	49.48%	(12,558,722)	20,807,524	6,483,384	

YTD % Received vs. PYTD % Received

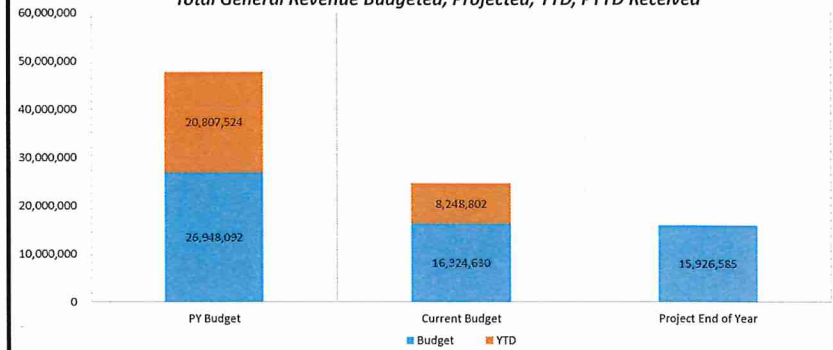


Top 5 Revenues Received YTD by Source Code 3

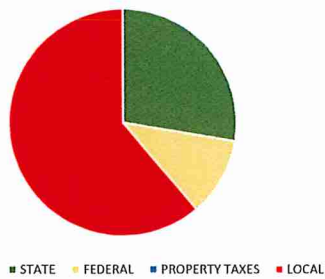
Variance from PYTD Received

	<i>Current YTD</i>	<i>Variance vs. PYTD Received</i>
1 GENERAL FUND TOTAL	\$8,248,802	-\$12,558,722
2 Total LOCAL REVENUES	\$4,737,456	\$132,546
3 TUITION/REIMB MN DISTRIC	\$4,197,857	\$143,717
4 Total STATE REVENUES	\$2,712,169	\$736,593
5 STATE AID FOR SPECIAL EDU	\$2,520,023	\$624,430

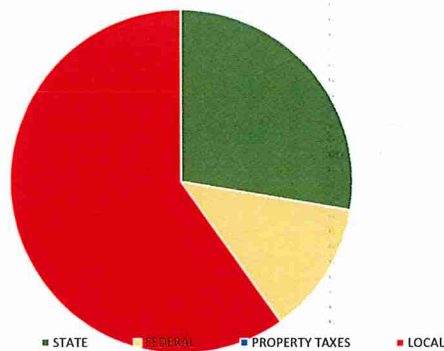
Total General Revenue Budgeted, Projected, YTD, PYTD Received



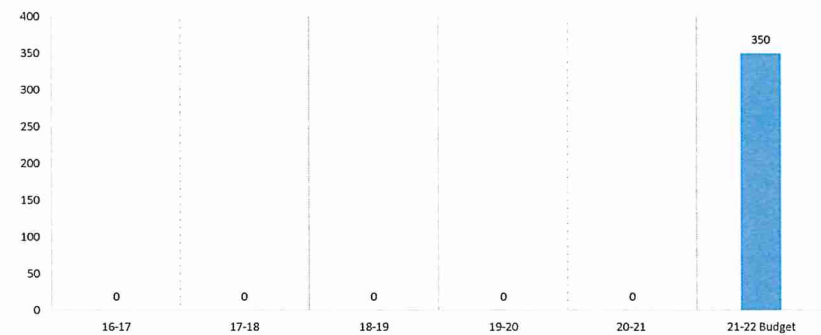
Current Year Revenue Budget



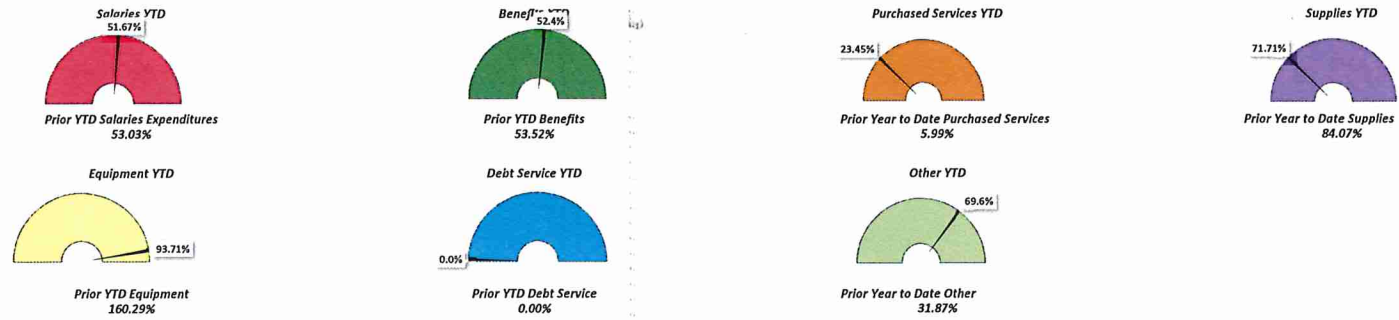
Prior Year Revenue Budget



End of Year ADM History



YTD % Expenditures vs. PYTD % Expenditures

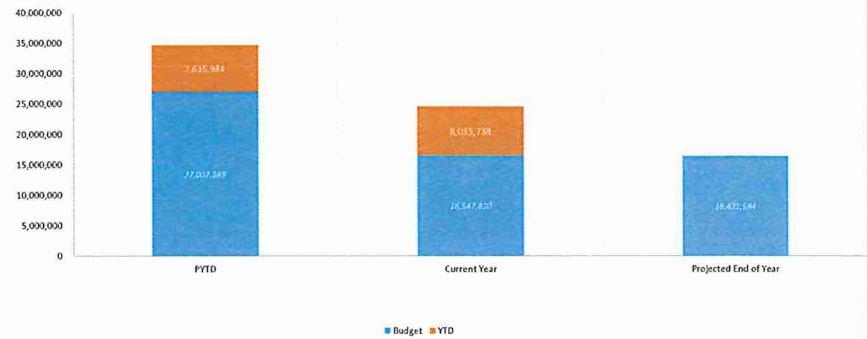


Top 10 Expenditures YTD by Object Code 3

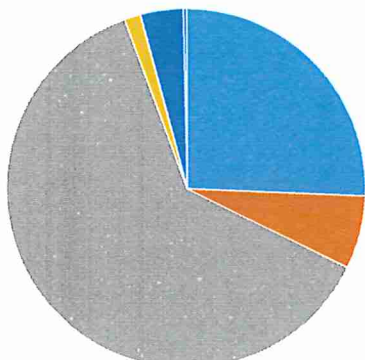
Variance from PYTD Received

	Current YTD	Variance vs. PYTD Received
1 TOTAL SALARIES AND WAGES	\$4,227,418	\$548,202
2 LICENSED CLASSROOM TEACHER	\$1,327,366	\$186,271
3 TOTAL PURCHASED SERVICES	\$985,131	-\$21,075
4 PRIN ON BLDG/LAND LEASE	\$641,315	\$641,315
5 TOTAL SUPPLIES	\$616,221	\$290,902
6 ADMINISTRATION/SUPERVISION	\$585,347	\$79,707
7 SCHOOL PSYCHOLOGIST	\$415,571	\$49,946
8 SPEECH/LANGUAGE PATHOLOGIST	\$410,825	\$78,720
9 SOCIAL WORKER	\$318,196	\$29,813
10 INT ON BLDG/LAND LEASE	\$316,540	\$316,540

Total General Expenditures Budgeted, Projected, YTD and , PYTD Expended

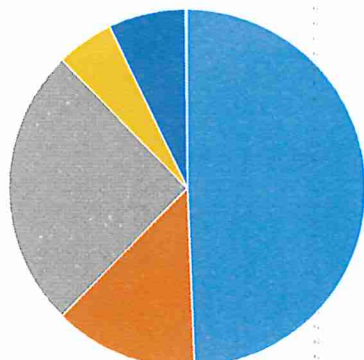


Prior Year Final



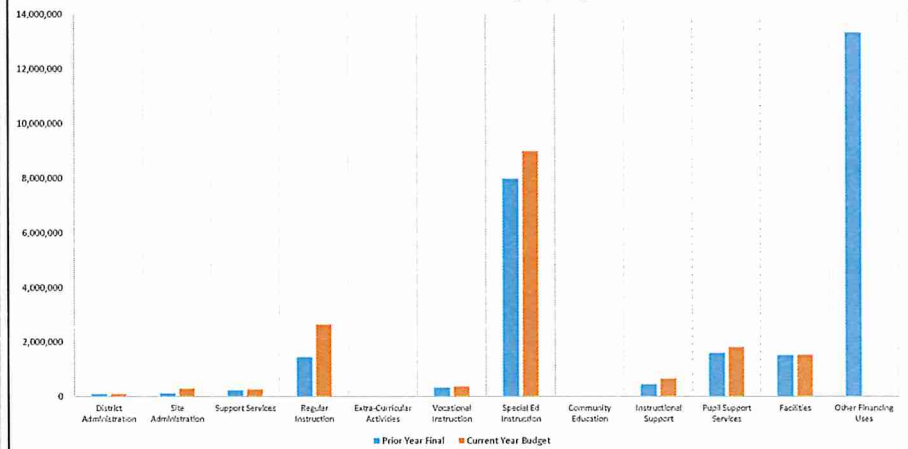
■ SALARIES
■ BENEFITS
■ PURCHASED SERVICES
■ GENERAL SUPPLIES
■ CAPITAL EXPENSES
■ DEBT SERVICE
■ DUES & OTHER

Current Year Budget



■ SALARIES
■ BENEFITS
■ PURCHASED SERVICES
■ GENERAL SUPPLIES
■ CAPITAL EXPENSES
■ DEBT SERVICE
■ DUES & OTHER

Prior Year Final and Current Budget by Program



GENERAL FUND - EXPENDITURES BY OBJECT CODE

Goodhue Co Ed District | February 28, 2022



DESCRIPTION	Budget Management Analytics			February	February	February	Current YTD vs. Prior YTD	February 28, 2021	February 28, 2020	
	June 30, 2020	June 30, 2021	Revised Budget	28, 2022 % of Budget Expended	28, 2021 % of Actuals Expended	28, 2020 % of Actuals Expended				
110 ADMINISTRATION/SUPERVISION	729,173	755,971	877,654	585,347	292,307	66.69%	79,707	505,640	479,644	
140 LICENSED CLASSROOM TEACHER	2,140,310	2,260,065	2,732,689	1,327,366	1,405,323	48.57%	186,271	1,141,095	1,025,933	
141 NON,LIC CLASSROOM PERSONNEL	0	200	0	0	0	0.00%	0	0	1,798	
143 LICENSED INSTRUCTIONAL SUPPORT	269,261	278,660	397,627	238,217	159,410	59.91%	50,412	187,805	179,507	
144 NON,LIC INSTRUCTIONAL SUPPORT	0	0	0	4,272	(4,272)	0.00%	4,272	0	0	
145 SUBSTITUTE TEACHER,LICENSED	0	0	0	0	0	0.00%	0	0	0	
146 SUBSTITUTE NON,LIC CLASSROOM	0	0	0	0	0	0.00%	0	0	0	
150 PHYSICAL THERAPIST	138,070	140,773	141,849	82,838	59,011	58.40%	148	82,689	77,943	
151 OCCUPATIONAL THERAPIST	233,813	287,012	282,381	137,377	145,004	48.65%	(15,412)	152,790	111,714	
152 SPEECH/LANGUAGE PATHOLOGIST	460,372	670,750	837,728	410,825	426,903	49.04%	78,720	332,104	220,411	
153 AUDIOLOGIST	64,500	65,850	67,125	32,925	34,200	49.05%	0	32,925	31,163	
154 SCHOOL NURSE	110,204	162,557	173,509	86,854	86,655	50.06%	8,580	78,275	53,200	
155 LICENSED NURSING SERVICES	27,433	27,571	25,472	16,504	8,968	64.79%	(769)	17,273	17,334	
156 SOCIAL WORKER	560,237	579,429	666,842	318,196	348,646	47.72%	29,813	288,384	268,103	
157 SCHOOL PSYCHOLOGIST	678,136	740,035	863,517	415,571	447,946	48.13%	49,946	365,625	322,319	
161 CERTIFIED PARA/PCA	368,768	411,293	418,244	218,731	199,513	52.30%	4,704	214,027	210,140	
162 CERTIFIED ONE ON ONE PARA	55,433	46,080	24,594	12,852	11,742	52.26%	(20,967)	33,820	31,688	
163 FOREIGN LANGUAGE INTERPRETER	142	0	150	35	115	23.55%	35	0	142	
164 INTERPRETER FOR THE DEAF	58,315	60,081	36,745	20,311	16,434	55.28%	(12,688)	32,999	36,340	
165 SCHOOL COUNSELOR	0	0	53,810	21,524	32,286	40.00%	21,524	0	0	
170 NON,INSTRUCTIONAL SUPPORT	178,355	174,504	235,241	152,777	82,464	64.94%	40,183	112,594	115,013	
174 REC SERVICES/DAPE SPECIALIST	39,252	40,183	29,999	14,497	15,502	48.32%	(5,594)	20,091	18,772	
185 OTHER LICENSED/CERTIFIED SALARY	182,692	187,357	234,726	90,144	144,582	38.40%	13,715	76,430	105,467	
186 OTHER NON LICENSED SALARY	43,484	49,512	81,412	40,253	41,159	49.44%	35,601	4,652	42,746	
TOTAL SALARIES AND WAGES	6,337,951	6,937,882	8,181,314	4,227,418	3,953,896	51.67%	548,202	3,679,216	3,349,376	
EMPLOYEE BENEFITS										
210 FICA/MEDICARE	464,356	504,793	614,456	306,491	307,965	49.88%	38,203	268,288	244,592	
214 PERA	81,941	82,177	83,864	46,035	37,829	54.89%	(263)	46,298	45,848	
218 TRA	394,478	457,804	572,608	293,416	279,192	51.24%	53,756	239,661	203,828	
220 HEALTH INSURANCE	464,042	491,503	608,902	304,715	304,187	50.04%	47,024	257,692	229,995	
230 LIFE INSURANCE	8,626	10,118	11,830	6,221	5,609	52.58%	738	5,482	3,543	
235 DENTAL INSURANCE	16,831	17,437	20,881	11,578	9,303	55.45%	2,218	9,360	9,173	
240 LONG TERM DISABILITY INSURANCE	9,509	9,437	11,522	5,610	5,912	48.69%	548	5,062	4,020	
250 TSA/DEFERRED COMP	88,920	107,559	132,494	70,699	61,795	53.36%	8,057	62,642	45,162	
251 TAX ADVANTAGE EMPLOYER HLTH AF	4,983	7,629	5,000	3,296	1,704	65.93%	(37)	3,333	833	
270 WORKERS COMPENSATION	93,312	90,565	80,088	66,311	13,777	82.80%	11,932	54,379	68,340	
280 UNEMPLOYMENT COMPENSATION	1,185	0	0	7,032	(7,032)	0.00%	7,032	0	1,147	
TOTAL EMPLOYEE BENEFITS	1,628,182	1,779,020	2,141,645	1,121,406	1,020,239	52.36%	169,209	952,197	856,480	
PURCHASED SERVICES										
303 FEDERAL SUB AWARD <=\$25000	418,739	501,513	637,934	172,746	465,188	27.08%	55,386	117,361	128,347	
304 FEDERAL SUB AWARD >\$25000	505,372	471,363	443,386	21,845	421,541	4.93%	658	21,187	61,299	
305 CONSULTING FEES/FEES FOR SERVIC	181,059	13,646,680	253,260	151,803	101,457	59.94%	(104,500)	256,304	129,964	
307 CONTRACT SUB FOR SPEC EDUCATIC	38,237	9,168	41,379	15,119	26,260	36.54%	10,424	4,695	31,646	
308 FEDERAL TUITION PAYMENT <=\$25000	0	0	0	0	0	0.00%	0	0	0	
309 FEDERAL TUITION PAYMENT >\$25000	0	0	0	0	0	0.00%	0	0	0	
315 REPAIRS & MAINT FOR TECHNOLOGY	0	0	0	0	0	0.00%	0	0	0	
316 SVC PURCH FROM MN JOINT POWER	6,002	6,231	6,231	4,673	1,558	75.00%	0	4,673	4,502	
320 COMMUNICATION SERVICES	18,669	23,558	15,300	9,954	5,346	65.06%	(3,836)	13,791	9,523	
329 POSTAGE & PARCEL SERVICES	3,858	4,175	4,220	1,338	2,882	31.70%	715	623	2,076	
330 UTILITY SERVICES	37,977	47,213	55,000	24,443	30,557	44.44%	3,082	21,361	21,014	
340 INSURANCE	38,991	45,515	55,619	40,020	15,599	71.95%	8,789	31,231	29,342	
350 REPAIRS & MAINTENANCE	159,477	111,375	170,056	26,887	143,169	15.81%	(53,515)	80,402	79,107	

DESCRIPTION							February	February	February	Current YTD vs. Prior YTD	February 28, 2021	February 28, 2020
	June 30, 2020	June 30, 2021	Revised Budget	Expenses YTD	Budget Remaining	% of Budget Expended	28, 2022 % of Budget Actuals Expended	28, 2021 % of Budget Actuals Expended	28, 2020 % of Budget Actuals Expended			
360 TRANSPORT CONTR <=\$25,000	765	643	8,655	2,828	5,827	32.68%	0.00%	60.08%	2,828	0	459	
365 INTERDEPART TRANSPORT (CHGBK)	0	0	0	0	0	0.00%	0.00%	0.00%	0	0	0	
366 TRAVEL CONVENTIONS/CONFERENCE	157,056	124,979	196,475	100,260	96,215	51.03%	48.66%	67.75%	39,450	60,810	106,409	
368 OUT OF STATE TRAVEL/FEDERAL REI	4,148	0	17,500	15,697	1,803	89.70%	0.00%	96.76%	15,697	0	4,014	
370 OPERATING LEASE/RENTAL	15,760	7,975	16,233	0	16,233	0.00%	54.40%	0.00%	(4,339)	4,339	0	
379 MENTAL HLTH PROFESSIONAL <=\$25c	0	9,418	0	0	0	0.00%	152.04%	0.00%	(14,320)	14,320	0	
389 STAFF TUITION REIMBURSEMENT	0	0	0	0	0	0.00%	0.00%	0.00%	0	0	0	
390 PYMT FOR ED PURPOSE TO MN DISTF	417	0	0	0	0	0.00%	0.00%	0.00%	0	0	0	
391 PYMT TO MN SCHOOL (COST SHARE)	0	0	0	0	0	0.00%	0.00%	0.00%	0	0	0	
393 SPEC ED TRANSITION/CHILD W/DISAB	0	0	0	0	0	0.00%	0.00%	0.00%	0	0	0	
394 PYMT FOR ED TO OTHER AGENCY	915,023	888,913	991,480	308,738	682,742	31.14%	31.49%	32.24%	28,806	279,931	294,996	
396 SPEC ED SALARY/OTHER DISTRICT	818,972	675,300	978,631	67,856	910,775	6.93%	10.70%	19.53%	(4,429)	72,285	159,944	
397 SPEC ED BENEFITS/OTHER DISTRICT	265,873	223,571	308,958	20,925	288,033	6.77%	10.24%	20.06%	(1,970)	22,895	53,325	
TOTAL PURCHASED SERVICES	3,586,395	16,797,588	4,200,317	985,131	3,215,186	23.45%	5.99%	31.12%	(21,075)	1,006,206	1,115,966	
SUPPLIES												
401 SUPPLIES, NON INSTRUCTIONAL	34,380	90,507	111,240	80,151	31,089	72.05%	49.02%	59.73%	35,783	44,369	20,534	
405 NON, INSTRUCTIONAL SOFTWARE LIC	74,814	94,076	97,708	89,848	7,860	91.96%	79.52%	88.37%	15,039	74,808	66,110	
406 INSTRUCTIONAL SOFTWARE LICENSE	37,665	49,784	226,895	91,469	135,426	40.31%	165.86%	103.51%	8,896	82,573	38,987	
430 SUPPLIES & MATERIALS NON INDIV IN	10,842	6,111	18,784	12,452	6,332	66.29%	64.56%	27.42%	8,507	3,946	2,972	
433 SUPPLIES & MATERIALS INDIV INSTR	45,123	87,393	150,695	134,917	15,778	89.53%	82.92%	14.20%	62,448	72,469	6,409	
440 FUELS	10,433	11,527	17,300	12,840	4,460	74.22%	57.35%	63.08%	6,230	6,610	6,581	
455 NONINSTRUCTIONAL TECH SUPPLIES	355	9,601	35,543	35,543	0	100.00%	40.05%	63.39%	31,698	3,845	225	
456 INSTRUCTIONAL TECH SUPPLIES	2,810	6,162	12,944	5,782	7,162	44.67%	94.74%	100.00%	(55)	5,838	2,810	
460 TEXTBOOKS	2,060	960	87,345	523	86,822	0.60%	100.00%	100.00%	(437)	960	2,060	
461 STANDARDIZED TESTS	39,680	396	4,700	54,522	(49,822)	1160.05%	0.00%	97.03%	54,522	0	38,500	
465 NONINSTRUCTIONAL TECH DEVICES	0	6,166	1,244	1,244	0	99.99%	100.00%	0.00%	(4,922)	6,166	0	
466 INSTRUCTIONAL TECH DEVICES	12,983	23,447	89,700	92,205	(2,505)	102.79%	100.00%	15.89%	68,758	23,447	2,063	
490 FOOD	5,568	820	5,250	4,725	525	90.01%	35.28%	94.90%	4,436	289	5,284	
TOTAL SUPPLIES	276,713	386,950	859,348	616,221	243,127	71.71%	84.07%	69.58%	290,902	325,319	192,534	
SUPPLIES & EQUIPMENT												
510 SITE OR GROUNDS ACQUISITION	0	0	0	0	0	0.00%	0.00%	0.00%	0	0	0	
520 BUILDING ACQ OR CONSTRUCTION	760	0	27,829	16,909	10,920	60.76%	0.00%	100.00%	16,909	0	760	
530 OTHER EQUIPMENT PURCHASE	50,446	12,922	63,315	50,197	13,118	79.28%	96.01%	94.89%	37,790	12,407	47,869	
533 EQUIP SP ED DIRECT INSTRUCTION	0	2,014	2,000	0	2,000	0.00%	0.00%	0.00%	0	0	0	
535 CAPITAL LEASES	0	13,530,000	0	0	0	0.00%	0.00%	0.00%	0	0	0	
550 OTHER VEHICLES, PURCHASE	0	0	0	0	0	0.00%	0.00%	0.00%	0	0	0	
555 CAPITAL NONINSTR TECH HARDWARE	15,623	1,249	0	0	0	0.00%	100.00%	-12.96%	(1,249)	1,249	(2,025)	
556 CAPITALIZED INSTR TECH HARDWARE	0	10,855	8,900	8,848	52	99.42%	100.00%	0.00%	(2,007)	10,855	0	
560 PRIN ON LONG TERM TECH	0	0	34,500	29,482	5,018	85.45%	0.00%	0.00%	29,482	0	0	
570 PRIN ON BLDG/LAND LEASE	0	0	678,069	641,315	36,754	94.58%	0.00%	0.00%	641,315	0	0	
571 INT ON BLDG/LAND LEASE	0	0	319,765	316,540	3,225	98.99%	0.00%	0.00%	316,540	0	0	
580 PRINCIPAL ON CAPITAL LEASE	429,640	666,334	0	0	0	0.00%	194.04%	91.75%	(1,292,953)	1,292,953	394,197	
581 INTEREST ON CAPITAL LEASE	603,320	330,439	0	0	0	0.00%	98.76%	99.25%	(326,341)	326,341	598,783	
589 LEASE TRANSACTIONS/INSTALL SALE	0	(13,530,000)	0	0	0	0.00%	0.00%	0.00%	0	0	0	
590 OTHER CAPITAL EXPENDITURES	5,246	4,500	4,500	3,950	550	87.78%	100.00%	100.00%	(550)	4,500	5,246	
TOTAL SUPPLIES & EQUIPMENT	1,105,035	1,028,313	1,138,878	1,067,241	71,637	93.71%	160.29%	94.55%	(581,064)	1,648,305	1,044,829	
OTHER EXPENDITURES												
810 JUDGMENTS AGAINST DISTRICT	0	0	0	0	0	0.00%	0.00%	0.00%	0	0	0	
820 DUES, MEMBERSHIP, LICENSE, FEES	20,127	27,245	26,228	18,281	7,947	69.70%	90.81%	91.73%	(6,461)	24,741	18,462	
891 TRA & PERA SPEC SITUATION PENSIC	35,373	50,335	0	0	0	0.00%	0.00%	0.00%	0	0	0	
895 FED/NONPUBLIC INDIRECT (CHGBK)	(0)	0	0	0	0	0.00%	0.00%	0.00%	0	0	0	
896 TAXES & SPECIAL ASSESSMENTS	(348)	56	100	40	60	40.19%	0.00%	-28.77%	40	0	100	
TOTAL OTHER EXPENDITURES	55,152	77,636	26,328	18,321	8,007	69.59%	31.87%	33.66%	(6,420)	24,741	18,562	
OTHER FINANCING USES												
910 PERMANENT TRANSFER/OTHER FUNI	0	0	0	0	0	0.00%	0.00%	0.00%	0	0	0	
TOTAL OTHER FINANCING USES	0	0	0	0	0	0.00%	0.00%	0.00%	0	0	0	

DESCRIPTION	June 30, 2020	June 30, 2021	Revised Budget	Expenses YTD	Budget Remaining	February 28, 2022	February 28, 2021	February 28, 2020	Current YTD vs. Prior YTD	February 28, 2021	February 28, 2020
						% of Budget Expended	% of Actuals Expended	% of Actuals Expended			
GENERAL FUND TOTAL	12,989,428	27,007,389	16,547,830	8,035,738	8,512,092	48.56%	28.27%	50.64%	399,754	7,635,984	6,577,748

GENERAL FUND - EXPENDITURES BY PROGRAM CODE

Goodhue Co Ed District | February 28, 2022



DESCRIPTION	June 30, 2020	June 30, 2021	Revised Budget	Expenses YTD	Budget Remaining	February 28, 2022	February 28, 2021	February 28, 2020	Current YTD vs. Prior YTD	February 28, 2021	February 28, 2020
						% of Budget Expended	% of Actuals Expended	% of Actuals Expended			
DISTRICT ADMINISTRATION											
010 BOARD OF EDUCATION	16,440	14,326	26,771	12,782	13,989	47.74%	74.42%	64.00%	2,120	10,662	10,522
030 INSTRUCTIONAL ADMINISTRATION	83,008	65,520	52,224	35,038	17,186	67.09%	75.41%	66.14%	(14,374)	49,411	54,901
TOTAL - DISTRICT ADMINISTRATION	99,448	79,846	78,995	47,819	31,176	60.53%	75.24%	65.79%	(12,254)	60,073	65,423
SITE ADMINISTRATION											
050 SCHOOL ADMINISTRATION	59,029	97,953	279,823	181,418	98,405	64.83%	58.76%	62.76%	123,857	57,561	37,045
TOTAL - SITE ADMINISTRATION	59,029	97,953	279,823	181,418	98,405	64.83%	58.76%	62.76%	123,857	57,561	37,045
SUPPORT SERVICES											
105 GENERAL ADMINISTRATIVE SUPPORT	85,805	106,875	102,650	138,980	(36,330)	135.39%	109.11%	150.94%	22,370	116,610	129,517
110 BUSINESS SUPPORT SERVICES	116,345	120,651	145,064	136,931	8,133	94.39%	100.32%	97.42%	15,898	121,033	113,341
TOTAL - SUPPORT SERVICES	202,150	227,526	247,714	275,911	(28,197)	111.38%	104.45%	120.14%	38,268	237,643	242,858
REGULAR INSTRUCTION											
203 EDUCATION, ELEMENTARY GENERAL	85,478	99,611	449,580	156,676	292,904	34.85%	0.00%	0.00%	156,676	0	0
205 TITLE III, PART A LANGUAGE ACQUISITION	14,929	18,052	34,684	11,893	22,791	34.29%	74.29%	79.23%	(1,519)	13,412	11,828
211 EDUCATION, SECONDARY GENERAL	657,881	545,999	882,663	76,718	805,945	8.69%	7.02%	5.93%	38,399	38,319	39,002
212 VISUAL ART	0	0	75,842	35,649	40,193	47.00%	0.00%	0.00%	35,649	0	0
219 ENGLISH LEARNER	365,688	390,669	398,210	211,391	186,819	53.09%	52.39%	51.63%	6,719	204,672	188,821
220 ENGLISH, LANGUAGE ARTS	63,448	66,007	143,646	69,095	74,551	48.10%	49.77%	47.29%	36,241	32,854	30,007
230 FOREIGN/NATIVE LANGUAGE	0	0	34,270	0	34,270	0.00%	0.00%	0.00%	0	0	0
240 HEALTH, PHYSICAL ED & RECREATION	6,126	6,833	43,651	10,261	33,390	23.51%	42.92%	49.90%	7,329	2,933	3,057
250 FAMILY LIVING SCIENCE	79,279	80,565	92,231	41,462	50,769	44.95%	49.58%	46.69%	1,520	39,942	37,017
255 INDUSTRIAL EDUCATION	0	0	10,729	4,977	5,753	46.38%	0.00%	0.00%	4,977	0	0
256 MATHEMATICS	74,844	78,769	169,460	39,581	129,879	23.36%	48.80%	45.86%	1,142	38,439	34,322
258 MUSIC	0	0	41,000	16,988	24,012	41.43%	0.00%	0.00%	16,988	0	0
260 NATURAL SCIENCES	80,887	83,491	109,809	44,872	64,937	40.86%	49.68%	47.47%	3,390	41,482	38,395
270 SOCIAL SCIENCES/SOCIAL STUDIES	64,840	68,633	146,424	69,704	76,720	47.60%	49.43%	47.52%	35,776	33,928	30,814
TOTAL - REGULAR INSTRUCTION	1,493,398	1,438,628	2,632,199	789,267	1,842,932	29.99%	31.00%	27.67%	343,286	445,981	413,262
VOCATIONAL INSTRUCTION											
380 SPECIAL NEEDS	240,432	255,640	297,665	94,580	203,085	31.77%	39.79%	42.49%	(7,133)	101,714	102,164
399 CAREER & TECHNICAL GENERAL	68,063	71,555	65,909	30,569	35,340	46.38%	49.69%	46.53%	(4,990)	35,559	31,672
TOTAL - VOCATIONAL INSTRUCTION	308,496	327,195	363,574	125,149	238,425	34.42%	41.95%	43.38%	(12,124)	137,273	133,836
SPECIAL ED INSTRUCTION											
400 GENERAL SPECIAL EDUCATION	110,607	129,400	90,461	51,399	39,062	56.82%	36.85%	43.34%	3,718	47,681	47,932
401 SPEECH/LANGUAGE IMPAIRED	756,820	1,029,586	1,213,079	639,407	573,672	52.71%	55.41%	58.02%	68,867	570,540	439,099
402 MILD, MODERATE COGNITIVE DISAB	118,134	86,123	51,114	25,327	25,787	49.55%	68.80%	55.47%	(33,928)	59,255	65,532
403 SEVERE, PROFOUND COGNITIVE DISAB	20,524	14,407	11,622	3,273	8,349	28.16%	42.74%	51.01%	(2,886)	6,158	10,470
404 PHYSICALLY IMPAIRED	582,179	639,551	651,825	304,508	347,317	46.72%	47.98%	49.55%	(2,372)	306,881	288,458
405 DEAF, HARD OF HEARING	228,154	229,427	303,052	121,345	181,707	40.04%	34.42%	44.95%	42,386	78,959	102,565
406 VISUALLY IMPAIRED	81,877	90,681	94,057	43,907	50,150	46.68%	47.26%	44.98%	1,056	42,851	36,828
407 SPECIFIC LEARNING DISABILITY	272,073	164,476	235,383	90,734	144,649	38.55%	35.60%	37.22%	32,175	58,559	101,257
408 EMOTIONAL/BEHAVIORAL DISORDER	1,501,672	1,333,715	1,397,371	502,656	894,715	35.97%	45.19%	37.89%	(100,079)	602,735	568,951
410 OTHER HEALTH DISABILITIES	106,049	288,286	366,271	176,985	189,286	48.32%	27.16%	60.16%	98,691	78,294	63,801
411 AUTISTIC SPECTRUM DISORDERS	508,490	700,550	693,282	318,000	375,282	45.87%	30.26%	50.15%	106,041	211,959	255,025
412 DEVELOPMENTALLY DELAYED	870,576	895,693	835,771	368,973	466,798	44.15%	44.57%	46.75%	(30,281)	399,254	406,997
414 TRAUMATIC BRAIN INJURY	6,815	27,155	1,891	1,874	17	99.12%	10.52%	38.17%	(983)	2,858	2,601
416 SEVERELY MULTIPLY IMPAIRED	655	2,142	8,160	5,966	2,194	73.11%	0.00%	98.65%	5,966	0	646
420 SPECIAL ED, AGGREGATE 3+	2,196,406	2,102,156	2,714,639	1,389,141	1,325,498	51.17%	55.59%	51.59%	220,519	1,168,622	1,133,076
422 SPECIAL ED, STUDENTS W/O DISABILITIES	250,571	243,917	309,066	139,189	169,877	45.04%	59.41%	39.57%	(5,721)	144,910	99,139
TOTAL - SPECIAL ED INSTRUCTION	7,611,603	7,977,265	8,977,044	4,182,685	4,794,359	46.59%	47.38%	47.59%	403,169	3,779,516	3,622,378
INSTRUCTIONAL SUPPORT											
610 CURRICULUM CONSULT & DEV	295,945	352,711	358,637	238,902	119,735	66.61%	53.38%	56.87%	50,632	188,270	168,296
630 INSTRUCTION, RELATED TECHNOLOGY	59,078	93,319	239,030	212,043	26,987	88.71%	58.54%	25.35%	157,414	54,629	14,979
640 STAFF DEVELOPMENT	9,806	2,140	39,300	5,986	33,314	15.23%	93.45%	98.78%	3,986	2,000	9,687
TOTAL - INSTRUCTIONAL SUPPORT	364,829	448,170	636,967	456,932	180,035	71.74%	54.64%	52.89%	212,032	244,899	192,962

DESCRIPTION	June 30, 2020	June 30, 2021	Revised Budget	Expenses YTD	Budget Remaining	February 28, 2022	February 28, 2021	February 28, 2020	Current YTD vs. Prior YTD	February 28, 2021	February 28, 2020
						% of Budget Expended	% of Actuals Expended	% of Actuals Expended			
PUPIL SUPPORT SERVICES											
710 SECONDARY COUNSELING/GUIDANCE	0	0	70,889	26,774	44,115	37.77%	0.00%	0.00%	26,774	0	0
715 SCHOOL SECURITY	0	13,939	0	0	0	0.00%	0.00%	0.00%	0	0	0
720 HEALTH SERVICES	176,681	251,592	304,720	149,026	155,694	48.91%	49.79%	50.02%	23,761	125,266	88,376
730 PSYCHOLOGICAL AND HEALTH SERVICES	780,683	891,511	915,620	446,265	469,355	48.74%	46.36%	47.40%	32,938	413,326	370,060
740 SOCIAL WORK SERVICES	406,646	422,317	503,663	216,261	287,402	42.94%	48.00%	45.68%	13,535	202,726	185,752
760 PUPIL TRANSPORTATION	3,070	7,070	11,055	3,962	7,093	35.84%	68.37%	61.85%	(872)	4,834	1,899
790 OTHER PUPIL SUPPORT SERVICES	0	0	0	0	0	0.00%	0.00%	0.00%	0	0	0
TOTAL - PUPIL SUPPORT SERVICES	1,367,080	1,586,429	1,805,947	842,288	963,659	46.64%	47.03%	47.26%	96,136	746,152	646,086
FACILITIES											
810 OPERATIONS & MAINTENANCE	294,452	260,215	327,598	92,819	234,779	28.33%	35.85%	46.72%	(470)	93,289	137,558
850 CAPITAL FACILITIES	1,087,154	1,170,901	1,080,163	1,022,578	57,585	94.67%	151.94%	96.09%	(756,516)	1,779,094	1,044,596
865 LTFM NOT PRO 866,867,868	101,790	70,995	117,806	18,873	98,933	16.02%	76.77%	41.01%	(35,631)	54,504	41,744
870 BUILDING CONSTRUCTION	0	0	0	0	0	0.00%	0.00%	0.00%	0	0	0
TOTAL - FACILITIES	1,483,396	1,502,112	1,525,567	1,134,270	391,297	74.35%	128.28%	82.51%	(792,617)	1,926,887	1,223,898
OTHER FINANCING USES											
910 RETIRE LONG TERM OBLIGATIONS	0	13,322,265	0	0	0	0.00%	0.00%	0.00%	0	0	0
950 TRANSFERS	0	0	0	0	0	0.00%	0.00%	0.00%	0	0	0
TOTAL - OTHER FINANCING USES	0	13,322,265	0	0	0	0.00%	0.00%	0.00%	0	0	0
GENERAL FUND TOTAL	12,989,428	27,007,389	16,547,830	8,035,738	8,512,092	48.56%	28.27%	50.64%	399,754	7,635,984	6,577,748

**Goodhue County Ed District
Reconciliation Worksheet Report
02/28/2022**

Audit No	Statement Date	Co	Bank Code	Bank Name/Description
1464	02/28/2022	6051	MERC	MERCHANTS BANK GENERAL

Worksheet has been Finalized

Statement Amount 1,485,397.55

Deposits in Transit 0.00

Outstanding Payments

Checks 89,804.36

Wires 80,445.72

SHR - Payments 0.00

SHR - Third Party 0.00

Cash 0.00

ACH 0.00

Adjustment Amount (2,952.40)

Amount Per Bank 1,312,195.07

GL Account Balance 1,312,195.07

Difference 0.00

Co	L	Fd	Org	Pro	Cr	Fin	O/S	Ty
6051	B	01	101	000				F

Adjustments

Manual 02/28/2022 Transfer Wire (2,952.40) SWEEP Account



**GOODHUE CO ED DISTRICT
2021-22 CASH FLOW**

AS OF 3-16-22

JULY

DATE	ACCOUNTS PAYABLE	PAYROLL	MISC. RECEIPTS	STATE AID	FEDERAL GRANT	RUNNING BALANCE
7/1/2021	-	-	-	-	-	1,948,010.49
7/1/2021	-	-	-	-	-	1,948,010.49
7/9/2021	-	-	-	-	-	1,948,010.49
7/15/2021	(557,877.25)	(255,126.70)	243,757.43	135,596.14	-	1,514,360.11
7/20/2021	(177,333.58)	-	56,602.50	-	-	1,393,629.03
7/31/2021	(131,915.22)	(178,002.35)	303,601.39	61,634.61	-	1,448,947.46
ENDING BALANCE	(867,126.05)	(433,129.05)	-	603,961.32	197,230.75	1,448,947.46

AUGUST

DATE	ACCOUNTS PAYABLE	PAYROLL	MISC. RECEIPTS	STATE AID	FEDERAL GRANT	RUNNING BALANCE
8/1/2021	-	-	-	-	-	1,448,947.46
8/4/2021	-	-	55,577.24	-	148,995.64	1,653,520.34
8/15/2021	(519,015.35)	(218,846.04)	-	234,211.51	-	1,149,870.46
8/17/2021	(615,089.74)	-	-	-	-	534,780.72
8/30/2021	(143,780.64)	(208,344.82)	795,540.51	420,172.22	-	1,398,367.99
ENDING BALANCE	(1,277,885.73)	(427,190.86)	-	851,117.75	654,383.73	1,398,367.99

SEPTEMBER

DATE	ACCOUNTS PAYABLE	PAYROLL	MISC. RECEIPTS	STATE AID	FEDERAL GRANT	RUNNING BALANCE
9/1/2021	(461,116.83)	-	3,998.26	-	269,930.05	1,211,179.47
9/15/2021	(149,908.54)	(202,777.06)	-	110,165.56	231,440.94	1,200,100.37
9/17/2021	(157,365.78)	-	324,962.94	-	-	1,367,697.53
9/30/2021	(151,032.55)	(203,909.73)	98.89	142,203.89	-	1,155,058.03
ENDING BALANCE	(919,423.70)	(406,686.79)	-	329,060.09	252,369.45	501,370.99

OCTOBER

DATE	ACCOUNTS PAYABLE	PAYROLL	MISC. RECEIPTS	STATE AID	FEDERAL GRANT	RUNNING BALANCE
10/1/2021	-	-	-	-	-	1,155,058.03
10/9/2021	(252,426.10)	-	208,122.56	-	-	1,110,754.49
10/15/2021	(149,543.50)	(203,972.38)	-	58,032.85	-	815,271.46
10/20/2021	(360,372.99)	-	141,691.01	-	-	596,589.48
10/31/2021	(149,721.41)	(203,121.78)	17.14	121,920.14	59,944.03	425,627.60
ENDING BALANCE	(912,064.00)	(407,094.16)	-	349,830.71	179,952.99	59,944.03

NOVEMBER

DATE	ACCOUNTS PAYABLE	PAYROLL	MISC. RECEIPTS	STATE AID	FEDERAL GRANT	RUNNING BALANCE
11/1/2021	-	-	-	-	-	425,627.60
11/5/2021	(204,100.93)	-	454,239.14	-	-	675,765.81
11/15/2021	(153,970.99)	(210,931.55)	179,929.01	72,541.05	-	563,333.33
11/20/2021	(150,129.55)	-	603,139.59	-	-	1,016,343.37
11/30/2021	(151,576.67)	(204,058.73)	27.64	138,415.75	-	799,151.36
ENDING BALANCE	(659,778.14)	(414,990.28)	-	1,237,335.38	210,956.80	799,151.36

DECEMBER

DATE	ACCOUNTS PAYABLE	PAYROLL	MISC. RECEIPTS	STATE AID	FEDERAL GRANT	RUNNING BALANCE
12/1/2021	(79,687.42)	-	-	-	478,862.68	1,198,326.62
12/8/2021	-	-	-	-	51,297.00	1,249,623.62
12/15/2021	(157,350.70)	(213,546.74)	456,143.38	162,958.14	-	1,497,827.70
12/20/2021	(128,620.64)	-	187,207.88	-	-	1,556,414.94
12/31/2021	(216,632.85)	(215,814.75)	42.14	88,886.26	-	1,212,895.74

ENDING BALANCE	(582,291.61)	(429,361.49)	-	643,393.40	251,844.40	530,159.68	1,212,895.74
----------------	--------------	--------------	---	------------	------------	------------	--------------

JANUARY

DATE	ACCOUNTS PAYABLE	PAYROLL	MISC. RECEIPTS	STATE AID	FEDERAL GRANT	RUNNING BALANCE
1/1/2022	-	-	-	-	-	1,212,895.74
1/8/2022	-	-	175,013.91	-	-	1,387,909.65
1/15/2022	(1,060,799.19)	(211,433.42)	298,183.58	148,143.77	-	562,004.39
1/20/2022	(223,872.82)	-	-	-	-	338,131.57
1/31/2022	(3,455.60)	(212,391.62)	163,844.34	624,042.61	-	910,171.30
ENDING BALANCE	(1,288,127.61)	(423,825.04)	637,041.83	772,186.38	-	910,171.30

FEBRUARY

DATE	ACCOUNTS PAYABLE	PAYROLL	MISC. RECEIPTS	STATE AID	FEDERAL GRANT	RUNNING BALANCE
2/1/2022	(239,756.84)	-	-	-	268,432.49	938,846.95
2/15/2022	(159,440.83)	(215,671.82)	-	464,029.57	-	1,027,763.87
2/20/2022	-	-	292,935.75	-	-	1,320,699.62
2/28/2022	(243,162.25)	(214,197.57)	265,957.28	182,897.99	-	1,312,195.07
ENDING BALANCE	(642,359.92)	(429,869.39)	558,893.03	646,927.56	268,432.49	1,312,195.07

MARCH

DATE	ACCOUNTS PAYABLE	PAYROLL	MISC. RECEIPTS	STATE AID	FEDERAL GRANT	RUNNING BALANCE
3/1/2022	(160,305.36)	-	241,085.75	-	-	1,392,975.46
3/15/2022	(157,647.31)	(210,587.03)	222,732.57	177,929.50	-	1,425,403.19
3/20/2022	(151,306.55)	-	-	-	-	1,274,096.64
3/31/2022	(32.95)	(193,133.70)	61.48	213,515.41	-	1,294,506.88
ENDING BALANCE	(469,292.17)	(403,720.73)	463,879.80	391,444.91	-	1,294,506.88

APRIL

DATE	ACCOUNTS PAYABLE	PAYROLL	MISC. RECEIPTS	STATE AID	FEDERAL GRANT	RUNNING BALANCE
4/9/2022	(198,171.27)	-	358,312.00	-	-	1,454,647.61
4/15/2022	(400,237.25)	(206,816.80)	221,719.07	142,343.60	-	1,211,656.23
4/20/2022	-	-	-	-	292,786.04	1,504,442.27
4/30/2022	(175,562.62)	(194,405.17)	120,428.38	320,718.96	-	1,575,621.81
ENDING BALANCE	(773,971.14)	(401,221.98)	700,459.45	463,062.56	292,786.04	1,575,621.81

MAY

DATE	ACCOUNTS PAYABLE	PAYROLL	MISC. RECEIPTS	STATE AID	FEDERAL GRANT	RUNNING BALANCE
5/1/2022	-	-	63,142.73	-	-	1,638,764.55
5/15/2022	(194,773.96)	(198,522.46)	-	177,929.50	-	1,423,397.63
5/20/2022	-	-	432,652.74	-	61,495.00	1,917,545.37
5/31/2022	(288,548.98)	(235,017.05)	56,115.71	177,929.51	-	1,628,024.57
ENDING BALANCE	(483,322.94)	(433,539.51)	551,911.19	355,859.01	61,495.00	1,628,024.57

JUNE

DATE	ACCOUNTS PAYABLE	PAYROLL	MISC. RECEIPTS	STATE AID	FEDERAL GRANT	RUNNING BALANCE
6/1/2022	(100,336.82)	-	163,978.76	-	-	1,691,666.51
6/15/2022	(137,491.76)	(203,692.43)	-	-	175,113.87	1,525,596.19
6/20/2022	(178,119.90)	-	293,501.51	177,929.50	2,058.04	1,820,965.34
6/30/2022	(141,319.75)	(206,896.28)	238,686.57	-	-	1,711,435.88
ENDING BALANCE	(557,268.23)	(410,588.71)	696,166.84	177,929.50	177,171.91	1,711,435.88

TOTALS	(9,432,911.24)	(5,021,217.98)	-	7,623,050.79	4,554,148.04	2,040,355.78	1,711,435.88
--------	----------------	----------------	---	--------------	--------------	--------------	--------------

Business Manager Report 3-24-22

Budget 2021-22 as of 2/28/22

We have received \$8,248,802 or 50.53% of the revised budget, compared to 77.21% at 2/28/21 and 49.48% at 2/29/20. We have expended \$8,035,738 or 48.56% of the proposed revised expense budget, compared to 28.27% at 2/28/21 and 50.64% at 2/29/20.

Cash Flow

We are not looking at a cash flow shortage for 21-22.

Feb Bank Rec

For your information

- B. Tower View ALC Program at Tower View and the Anderson Center
- C. Special Education Recovery Services



GCED COVID-19 Special Education Recovery Services and Supports

23

**Thursday, March 24, 2022
Presented by Marcia Walker**

Enhancing Educational Opportunities Through Interdistrict Cooperation



GCED

2019-2020

Lay of the Land

March 13, 2020: EO 20-01: Peacetime Emergency

March 15, 2020: EO 20-02: School closure 3-18 through 3-27

March 30, 2020: Distance Learning started & extended through remainder of the school year

Summer 2020: Extended School Year (ESY) programming provided through distance learning



GCED

2020-2021

Lay of the Land

MDE School Plan for 2020-2021 School Year:

Prepare for three school models of Distance Learning, In-Person, Hybrid.

Fall: Contingency Learning Plans (CLPs).

CLP's outlined special education services for all three models.

Spring: Summer programming for all SWDs (Students with Disabilities)

Offered Summer Blast (Targeted Services) to every student with an Individualized Education Plan (IEP).



GCED

2021-2022

Updated MDE Guidance

Continuous Learning Plans & Distance Learning Plans for IEPs are no longer available.

Required Full IEP Meetings for E-Transition Age.

Data and Factors to Consider

Services & supports provided to the student before disruption to in-person learning

Ability of the student to access services & supports

Progress toward IEP Goals

Progress in General Ed Curriculum (academics, credit attainment)

Attendance

Social Emotional Indicators

Discipline Records

Report Cards

Other family considerations due to pandemic

31



Providing Special Education Recovery Services



When?

Services can be provided **before school, during the school day, after school, or during the summer or any other break.**



Who?

Services will predominantly be provided by a special education licensed staff member.

Results

Full IEP Meetings - 1,195 meetings
(most occurred prior to December 1st, 2021)

IEP Decision Making for Services to Address COVID-19 Impact - 113 determinations for recovery services were made

Examples of Recovery Services:

- Additional related service sessions (OT, Speech...)
- Additional academic direct service (Reading, Math)
- Add Social Work services
- Determinations for ESY
- Credit Recovery



GCED

Questions

- V. **Old Business:**
 - A. LED Lighting Replacement Proposal

Goodhue County Education District

River Bluff Education Center - LED Fixture Upgrade

November 12th, 2021



Prepared By:

Jake Andrist

Sales and Marketing Manager

(507) 363-0656

jandrist@retrofitcompanies.com

Goodhue County Education District - River Bluff Education Center

LED Lighting Fixture Upgrade

Customized Energy-Efficient Lighting Solution Summary

TRC will supply materials and the installation for conversion of your existing lighting systems. All equipment meets necessary requirements to qualify for the lighting rebates. Disposal costs are included in proposal price.

ENERGY SAVINGS

Current Annual lighting cost	\$11,957.00
Current KW	45.426
Current KWH	109,199
Proposed Annual lighting cost	\$7,915.00
Proposed KW	29.756
Proposed KWH	72,284
KW Saved	15.670
KWH Saved	36,915
Annual Energy Cost Savings	\$4,042.20
• MONTHLY	\$336.85
• DAILY (cost per business day of not doing retrofit)	\$16.84

Total Project Investment	\$73,500.00
Estimated Utility Rebate	\$9,195.43
Total Net Project Investment	\$64,304.57
Project Simple Payback (based on energy-excluding Maintenance savings) in years	15.91
Return on Investment Excluding Maintenance Savings	6.29%

ENVIRONMENTAL IMPACT* (ANNUALLY)


Total greenhouse gas reduction (Metric Tons of CO2)	27.5
Passenger cars not driven for one year	5.8
Gallons of gasoline	3,090.4
Acres of forest preserved from deforestation	25.91
Tons of waste recycled instead of landfilled	35.21

*SOURCE: <https://www.epa.gov/energy/greenhouse-gas-equivalencies-calculator>



PREPARED FOR:		QUOTED BY:	
ACCOUNT	District 6051 Goodhue County Ed District	TRC REP	Jake Andrist
ADDRESS	395 Guernsey Lane Red Wing, MN 55066	EMAIL	jandrist@retrofitcompanies.com
ATTN	Kevin Johnson	PHONE	(507) 363-0656
	kjohnson@rwps.org	The Retrofit Companies, Inc. dba Retrofit Lighting and Design 1010 Hoffman Drive Suite A Owatonna, MN 55060 RETROFITCOMPANIES.COM	
DATE	11/12/2021		

River Bluff Education Center - LED Lighting Upgrade

DESCRIPTION	UNIT PRICE	TOTAL
Implement Customized Energy-Efficient Lighting Solutions utilizing the Cooperative Purchasing Connection (CPC) Contract: #20.6 - RLD - Lighting Audit and Solutions  Rebate payable to: Estimated Xcel Energy (CEE-One Stop) Rebate* The Retrofit Companies, Inc.		\$73,500.00
		\$9,195.43
* For all instances of PCB containing ballasts, generator must obtain EPA ID number and complete profile/manifest paperwork to ensure proper off-site disposal upon completion of the project. ** Visa & MasterCard are accepted and will be charged 3% for processing		

This proposal is valid for 30 days*
 *Pricing is subject to change

Signature _____
 Title _____
 Date _____

Subtotal	\$64,304.57
Shipping & Handling	Included
Taxes	n/a
TOTAL	\$64,304.57

1.5 % FINANCE CHARGE APPLIED TO ALL PAST DUE ACCOUNTS

Proposal Acknowledgement:

Your signature above, or PO for this proposal, indicates you have read and agree to the Terms and Conditions and Warranty information provided in the proposal.

Any changes in the above specifications shall be made in writing, and as evidence of agreement, shall be signed by both parties. TRC shall not be held responsible or liable for any loss, damage or delay due to causes beyond his control. If the purchaser disposes of the property by sale or otherwise before this contract has been fulfilled, the full unpaid amount of the contract shall become due and payable at once.

PROPOSAL NOTES

- This school was spec'd with 3500K fixtures/lamps to match existing color temp.
- Existing LED fixtures will be left as is.
- All exterior lighting at this school is currently LED and will be left as is.
- Select room will receive RGBW color tuning fixtures.

Terms and Conditions

Payment Terms: A down payment of 50% of the gross project value is due prior to project materials being ordered. The remaining balance is due upon project completion.

Incentives: The rebate figure provided is merely an estimate. Utilities reserve the right to adjust their rebate programs at any time, thus The Retrofit Companies, Inc. (TRC) will not be liable for unforeseen adjustments to rebate programs and amounts.

Schedule Contingencies: Conditions or events beyond the control of TRC may jeopardize the proposed performance schedules. TRC shall not be responsible for delays in delivery beyond TRC's control. Examples of conditions or events beyond TRC's control include inability to access client's facility, extreme weather conditions, or force majeure.

Cancellation: Customer may choose to cancel prior to material shipment without additional restocking charge(s). Material orders that have been manufactured and/or shipped cannot be canceled and returned. All order cancellations must be in writing. All costs for warehousing and freight on orders canceled after shipment and/or refused at destination will be charged to the customer.

Maintenance of Material: Customer acknowledges and agrees that customer shall operate and maintain the material in accordance with the manufacturer's recommendations.

Publicity of Customer Participation: The customer grants TRC the right to use and reference, for promotional purposes, the customer's partnership with TRC.

Indemnification and Limitation of Company's Liability: Customer shall indemnify, defend and hold harmless TRC, its affiliates and their respective contractors, officers, directors, employees, agents, representatives from and against any and all claims, damages, losses and expenses, including reasonable attorneys' fees and costs incurred to enforce this indemnity, arising out of, resulting from, or related to the project or the performance of any services or other work in connection with the project's ("Damages"), caused or alleged to be caused in whole or in part by any actual or alleged act or omission of the customer, any subcontractor, agent, or third party, or anyone directly or indirectly employed by any of them or anyone for whose acts any of them may be liable. To the fullest extent allowed by law, TRC's aggregate liability, regardless of the number of claims, shall be limited to paying approved incentives in accordance with these Terms and Conditions. TRC and its affiliates and their respective contractors, officers, directors, employees, agents, representatives shall not be liable to the customer or any other party for any other obligation. To the fullest extent allowed by law and as part of the consideration for participation in the project, the customer waives and releases TRC and its affiliates from all obligation, and for any liability or claim associated with the material, the performance of the material, or these Terms and Conditions.

Contractor Selection: Customer acknowledges that TRC reserves the right to select a vendor or contractor to install the materials and equipment at the customer's facility.

Removal of Equipment: The customer agrees to allow TRC to properly remove and dispose of, or recycle, the equipment, lamps and components in accordance with all applicable laws, and regulations and codes. The customer agrees not to re-install any of removed equipment. Customer may be responsible for securing an EPA ID #, if they don't currently have one, in the instance of PCB ballast being found on-site.

Energy Benefits: Other than the energy cost savings projected to the customer, TRC is not held liable for unforeseen factors that could alter the projected savings outlined in this proposal.

ASHRAE or IECC Energy Codes: Unless explicitly stated otherwise on the quote page, all lighting projects developed by TRC do not comply with the ASHRAE or IECC energy codes. Adjustments to project pricing resulting from adhering to these codes, should the project be flagged during the electrical permitting process, are the sole responsibility of the customer.

PLEASE TAKE NOTICE:

(A) ANY PERSON OR COMPANY SUPPLYING LABOR OR MATERIALS FOR THIS IMPROVEMENT TO YOUR PROPERTY MAY FILE A LIEN AGAINST YOUR PROPERTY IF THAT PERSON OR COMPANY IS NOT PAID FOR THE CONTRIBUTIONS

(B) UNDER MINNESOTA LAW YOU HAVE THE RIGHT TO PAY PERSONS WHO SUPPLIED LABOR OR MATERIALS FOR THIS AMOUNT FROM OUR CONTRACT PRICE, OR WITHHOLD THE AMOUNTS DUE THEM FROM US UNTIL 120 DAYS AFTER COMPLETION OF THE IMPROVEMENT UNLESS WE GIVE YOU A LIEN WAIVER SIGNED BY PERSONS WHO SUPPLIED ANY LABOR OR MATERIAL FOR THE IMPROVEMENT AND WHO GAVE YOU TIMELY NOTICE.

(C) IF AT ANY TIME DURING INSTALLATION OR INSPECTION IT IS FOUND THAT THE FACILITY'S EXISTING ELECTRICAL DOES NOT MEET CURRENT CODE, THE RETROFIT COMPANIES, INC. IS NOT RESPONSIBLE FOR THE WORK REQUIRED TO BRING

Warranty

The Retrofit Companies, Inc. (TRC) warrants that its labor for all Turn-Key Retrofit projects is consistent with applicable industry standards. If you believe that TRC's labor did not comply with this warranty, then for a period of 30 days, TRC will have its laborers work with you to cure any alleged deficiencies in the labor performed pursuant to the parties' agreement. This limited warranty period starts upon substantial completion.

TRC's limited warranty is strictly limited, and only applies, to TRC's labor provided on the project. You understand that TRC's warranty does not cover, and TRC does not have any responsibility for, the design, manufacture, operation, maintenance, or performance of the products and equipment used in your project. The applicable manufacturers' warranties are owned by you, and you may pursue any warranty-related claims for the products with the manufacturers. Your TRC representative can, and will, help coordinate your warranty claims with the manufacturer as needed.

WHAT IS NOT INCLUDED IN THE WARRANTY

Labor and Equipment

TRC will leave your facility with lights and equipment in full working order. If products should fail, TRC will assist you in making a warranty claim to the manufacturer, free of charge. At your option, TRC will offer repair at our hourly rate, or offer to ship product to you for your own installation. If lifts or other specialty equipment is required to access the defective product, those fees will also be charged at the time of service.

Shipping and Delivery

TRC will invoice for shipping fees associated with return & delivery of replacement products.

LIMITATION OF DAMAGES

Regardless of the type of claim or damages, you agree that TRC's aggregate liability for all claims will not exceed the fee paid for our labor services or \$25,000, whichever is greater. If you are unwilling to accept this allocation of risk, we will increase our aggregate liability to \$50,000 provided that, within 10 days of the date of our Agreement, you provide payment in an amount that will increase our fees by 10%, but not less than \$500, to compensate us for the greater risk undertaken. This increased fee is not the purchase of insurance.

WARRANTY LIMITATIONS

THIS LIMITED WARRANTY CONSTITUTES THE SOLE WARRANTY MADE BY TRC, AND REPLACES ALL OTHER ORAL OR WRITTEN WARRANTIES, LIABILITIES OR OBLIGATIONS OF TRC. THE OBLIGATIONS CONTAINED IN THIS LIMITED WARRANTY CONSTITUTE THE EXCLUSIVE REMEDY AND ARE EXPRESSLY PROVIDED IN LIEU OF, AND REPLACE, ANY AND ALL OTHER OBLIGATIONS, GUARANTEES, AND WARRANTIES. THIS LIMITED WARRANTY IS NON-TRANSFERABLE AND THERE ARE NO OTHER WARRANTIES EXPRESSED OR IMPLIED WHICH EXTEND BEYOND THE FACE HEREOF, HEREIN, INCLUDING THE IMPLIED WARRANTIES OF MERCHANTABILITY AND FITNESS FOR A PARTICULAR PURPOSE, WHICH ARE EXPRESSLY DISCLAIMED. TRC'S OBLIGATIONS, RESPONSIBILITIES AND/OR LIABILITY SHALL BE LIMITED AS STATED ABOVE.

IN NO EVENT SHALL TRC BE LIABLE FOR ANY INDIRECT, INCIDENTAL OR CONSEQUENTIAL DAMAGES INCLUDING ECONOMIC LOSS AND DAMAGE TO ANY PERSONS OR PROPERTY.



Goodhue County Education District

LED Lighting Replacement



Project Goals

Maintenance

- ***Reduce ongoing maintenance costs*** related to our lighting systems.
- Allow maintenance staff to complete ***other tasks.***



Project Goals



Energy-Efficiency

- This upgrade will make our building **more energy-efficient.**
- **Reduce electric demand & overhead operational costs.**

Project Goals

Rebates

- Xcel Energy currently offers utility **rebate programs and incentives** to replace inefficient technology with LED.
- Estimated Utility Rebate on this project: **\$9,195.43**

Xcel Energy MINNESOTA August 1 2021

TAKE ADVANTAGE OF LED REBATES AND START SAVING

LED rebates available – If the fixture is within + or – 10% of the lowest and highest wattages for the rebated product, the fixture can qualify for a prescriptive rebate. If not, then it could be eligible for a custom rebate.

Interior applications

LED stairwell fixtures
Replace traditional fluorescent lighting systems with LED troffers in offices and other commercial spaces (1x4, 2x2, or 2x4).

FITURE TYPE	RETROFIT REBATE		NEW CONSTRUCTION REBATE	
	NON-DLC	DLC-QUALIFIED*	NON-DLC	DLC-QUALIFIED*
20W-60W	\$30/fixture	\$40/fixture	\$22.50/fixture	\$30/fixture

LED troffer fixtures
Replace traditional fluorescent lighting systems with LED troffers in offices and other commercial spaces (1x4, 2x2, or 2x4).

FITURE TYPE	RETROFIT REBATE		NEW CONSTRUCTION REBATE	
	NON-DLC	DLC-QUALIFIED*	NON-DLC	DLC-QUALIFIED*
LED troffer fixtures	\$22.50/fixture	\$30/fixture	\$22.50/fixture	\$30/fixture
LED troffer retrofit kit	\$22.50/fixture	\$30/fixture	N/A	N/A

Lighting controls

Standalone and networked lighting controls
Add lighting controls to any LED interior retrofit and parking garage retrofit projects to increase your energy savings. Excludes facilities/spaces where occupancy sensors are required by the MN building or ASHRAE 90.1-2019 9.4.1.1h) codes.

CONTROL TYPE	RETROFIT REBATE	NEW CONSTRUCTION REBATE
Occupancy sensor	\$0.05/watt	\$0.05/watt
Daylighting (photocell) sensor	\$0.10/watt	N/A
Occupancy and daylighting (photocell) sensor	\$0.15/watt	N/A
Networked Lighting Control (NLC)	\$0.40/watt	N/A

Parking garage installations

LED parking garage fixtures
Many parking garages are lit 24 hours a day, 365 days a year. Replacing fluorescent or HID fixtures with LEDs can help deliver significant energy savings.

FITURE TYPE	RETROFIT REBATE		NEW CONSTRUCTION REBATE	
	NON-DLC	DLC-QUALIFIED*	NON-DLC	DLC-QUALIFIED*
25W-60W	\$86.25/fixture	\$115/fixture	\$18.75/fixture	\$25/fixture
61W-83W	\$93.75/fixture	\$125/fixture	\$26.25/fixture	\$35/fixture

LED parking garage wall pack fixtures
Increase security and appearance of your building's exterior area or parking garage with high-quality, directional LED output.

FITURE TYPE	RETROFIT REBATE		NEW CONSTRUCTION REBATE	
	NON-DLC	DLC-QUALIFIED*	NON-DLC	DLC-QUALIFIED*
10W-25W	\$22.50/fixture	\$30/fixture	\$11.25/fixture	\$15/fixture
26W-60W	\$45/fixture	\$60/fixture	\$22.50/fixture	\$30/fixture
61W-150W	\$66.25/fixture	\$75/fixture	\$37.50/fixture	\$50/fixture

Exterior installations

LED canopy fixtures
Creating a clean, safe and inviting appearance, these fixtures are ideal for gas station and convenient store overhangs.

FITURE TYPE	RETROFIT REBATE		NEW CONSTRUCTION REBATE	
	NON-DLC	DLC-QUALIFIED*	NON-DLC	DLC-QUALIFIED*
25W-60W	\$15/fixture	\$20/fixture	\$15/fixture	\$20/fixture
61W-150W	\$18.75/fixture	\$25/fixture	\$18.75/fixture	\$25/fixture

LED exterior wall pack fixtures
Increase security and appearance of your building's exterior area. Parking garage wall packs are above with high-quality, directional LED output.

FITURE TYPE	RETROFIT REBATE		NEW CONSTRUCTION REBATE	
	NON-DLC	DLC-QUALIFIED*	NON-DLC	DLC-QUALIFIED*
10W-25W	\$11.25/fixture	\$15/fixture	\$11.25/fixture	\$15/fixture
26W-60W	\$22.50/fixture	\$30/fixture	\$22.50/fixture	\$30/fixture
61W-150W	\$37.50/fixture	\$50/fixture	\$45/fixture	\$50/fixture

*To qualify for a rebate, these LED products must be either found on or comparable to the DesignLights Consortium's (DLC) Qualified Product and/or ENERGY STAR lists. The DLC QPL is available at designlights.org/QPL. The DLC establishes specifications for high-efficiency, high-quality commercial lighting solutions and maintains listings of qualified products. Note: Rebates are subject to full program eligibility, participation requirements and restrictions.

Project Goals



Hazardous Waste

- This project will ***remove regulated waste*** from our facilities.
- This **reduces the risk for regulatory & safety incidents** & significantly reduces our ongoing recycling costs.

Project Goals

Going Green

- Positively **engage community** with our "green" initiatives.
- Promote our **environmentally friendly facilities.**
- Promote positive community support for the changes we are implementing to **foster the best environment for students, staff and teachers.**



Project Goals



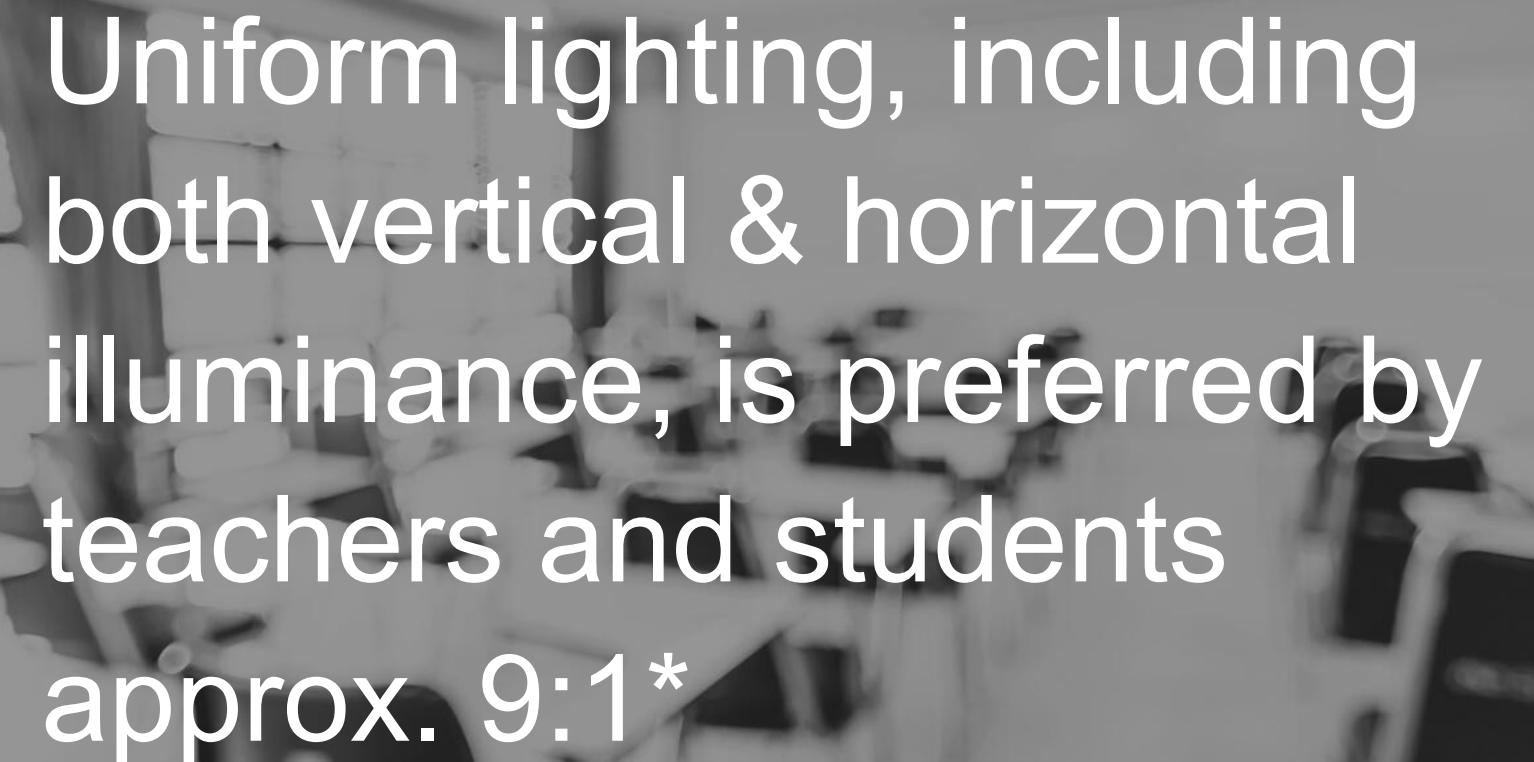
Long-term impact

- Install ***long-lasting LED technology***.
- Provide sufficient light levels for ***over 30 years***.
- ***Almost no maintenance*** time spent on our lighting systems. Freeing up team to work on other needed projects/repairs.

Project Goals

Educational Setting

- Implement lighting technology that will ***enhance the learning environment.***
- LED fixtures offer a ***flicker-free environment*** for students, teachers, & staff, reducing headaches & missed time away from the classroom.



Uniform lighting, including both vertical & horizontal illuminance, is preferred by teachers and students
approx. 9:1*

*Luminaires for Advanced Lighting in Education: Study by California Energy Commission



Benefits Beyond Savings


LED Lighting in Schools





Studies show more than 90% of people with autism spectrum disorder are particularly sensitive to external sensory stimulation, with bright lights being an issue of great concern.


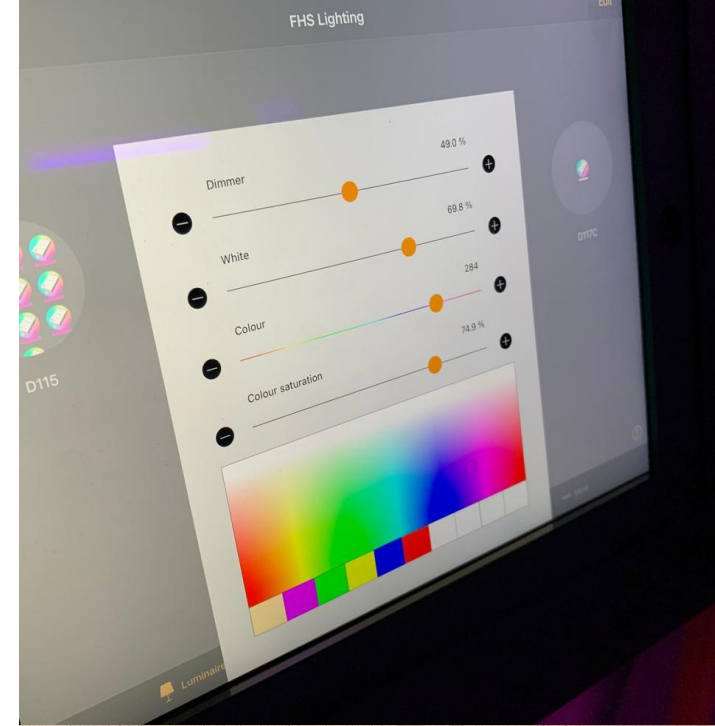
LED Lighting Fixtures: Better Learning Environment for Students with Autism [Study]




Mental Health & Productivity

Autism Spectrum Disorders

- Half of individuals with autism experience what is classified as a ***severe sensitivity to fluorescent lighting***.
- Increased anxiety & other types of sensory disruptions can lead to social problems & worsening educational outcomes for these students.
- ***LED fixtures offer a flicker-free environment*** for students, teachers, and staff.
- Full-Color Tunable lighting in Special Education rooms ***provide sensory-sensitive students a learning environment that suits them.***





Tunable lighting controls give teachers customized learning environments for every activity.



Tunable LED lighting helps teachers better manage the classroom.



Better student engagement & behavior helps districts retain teachers



Current annual energy costs are \$11,957.00.

This project will reduce that annual energy costs to \$7,915.00, a 33.8% reduction.⁵³

Estimated Utility Rebate: \$9,195.43

Project investment: \$73,500.00

District/Position	21-22 Staff	22-23 Staff	Total Change	Comments
Speech				
CF 3-21	0.4	0.4		0.4 LB (CF maintains 1.0 FTE)
Gdh	0.6	0.6		0.6 LB
KW 3-21	1.0	1.0		1.0 MO
LC 3-21	2.0	2.0		1.0 SW; 1.0 MO
RW B-21	5.8	5.8		1.0 CP; 1.0 MS; 1.0 SS; 1.0 KZ; 1.0 AW; .8 RN (RW maintains 1.0 FTE)
ZM 3-21	2.0	2.0		1.0 MC; 1.0 PL
GCED 5-21	0.4	0.4		0.2 RS**, 0.2 RN
GCED B-3	1.0	1.0		1.0 LW
Totals	13.2	13.2	0.0	
Psychology/Intervention				
CF	1.0	1.0		1.0 KK
Gdh	0.4	0.4		0.6 MH
KW	0.8	0.8		0.8 KL
LC	1.6	1.6		1.0 BL; 0.6 TBH
RW	4.4	5.0		1.0 LE; 1.0 CF; 1.0 MP; 1.0 CR; 1.0 MB
ZM	1.0	1.0		1.0 AB
GCED	1.6	1.8		0.2 KL; 1.0 TC; 0.4 TBH (Behavior Team)
Instructional Coach(es)	7.0	7.0		1.0 RBEC; 1.0 CF; 1.0 GDH; 1.0 KW; 1.0 LC; 1.0 RW; 1.0 ZM
Totals	17.8	18.6	0.8	
Itinerants				
PHD Consultant	1.0	1.0		1.0 MC**
ASD Consultant	1.0	1.0		1.0 LP**
BCBA Behavior Intervention	0.5	1.0		0.5 SM**
Physical Therapy	2.6	2.6		1.0 TA; 1.0 JB; 0.6 GM**
Occupational Therapy	5.0	6.0		1.0 KB; 1.0 AH; 1.0 AM; 1.0 MT; 1.0 NY; 1.0 TBH
Vision/O&M	1.0	1.0		1.0 JT
Audiology	1.0	1.0		1.0 JW
Hearing	1.6	1.6		1.0 AD**; 0.6 JW
Totals	13.7	15.2	1.5	
Early Childhood Programs				
B-3 Coordinator all Districts	0.3	0.3		0.3 MMO
3-5 Coordinator RW	0.0	0.0		RW Hires (0.4)
ECSE SW	1.0	1.0		1.0 MS
ECSE B-3	3.0	3.0		1.0 NM; 1.0 SS, 1.0 TBH
At Risk/ECSE Tchr(s) GCED	0.5	0.5		0.5 SB
ECSE Teacher(s) CF	1.0	1.0		1.0 SC
ECSE Teacher(s) GDH	0.5	0.5		0.5 SB
ECSE Teacher(s) KW	1.0	1.0		1.0 KG
ECSE Teacher(s) ZM	1.0	1.0		1.0 AZ
ECSE Teacher(s) RW	1.0	1.0		1.0 MC (RW maintains 6.0 on own contract)
Totals	9.3	9.3	0.0	
Social Workers				
CF	2.0	2.0		1.0 TBH; 1.0 LB
Gdh	1.0	1.0		1.0 KL
RW	3.0	3.0		1.0 AN; 1.0 KT; 1.0 MP
Totals	6.0	6.0	0.0	
English Language Learners				
EL Support Staff	1.0	2.0		1.0 JYR; 1.0 TBH
EL Teacher(s)	4.0	5.0		1.0 AH; 1.0 DJ; 1.0 CO; 1.0 PP; 1.0 TBH (LC maintains 1.0 & RW maintain 2.0)
Totals	5.0	7.0	2.0	
Total Staffing	65.0	69.3	4.3	
Additions				
Reductions				

District/Position	20-21 Staff	21-22 Staff	Total Change	Comments		
Speech						
CF 3-21	0.4	0.4		0.4 LB (CF maintains 1.0 FTE)		
Gdh	1.0	1.0		0.6 LB		
KW 3-21	1.0	1.0		1.0 TBH		
LC 3-21	2.0	2.0		1.0 SW; 1.0 MO		
RW B-21	5.0	5.0		1.0 CP; 1.0 MS; 1.0 SS; 1.0 KZ; 1.0 TBH (RW maintains 1.0 FTE)		
ZM 3-21	2.0	2.0		1.0 MC; 1.0 RN		
RBEC 5-21	0.2	0.2		0.2 RS		
GCED B-3	1.0	1.0		1.0 LW		
Totals	11.2	11.2	0.0			
Psychology/Intervention						
CF	1.0	1.0		1.0 KK		
Gdh	0.4	0.4		0.4 MH		
KW	0.8	0.8		0.8 KL		
LC	1.6	1.6		1.0 BL; 0.6 MB		
RW	4.0	4.0		1.0 LE; 1.0 CF; 1.0 MP; 0.8 CR; .2 MB	.4 MB	.2 MH
ZM	1.0	1.0		1.0 AB		
GCED	1.2	1.6		0.2 KL; 1.0 TM; 0.4 TBH (Behavior Team)		
Instructional Coach(es)	6.6	7.0		1.0 RBEC; 1.0 CF; 1.0 GDH; 1.0 KW; 1.0 LC*; 1.0 RW; 1.0 ZM		
Totals	16.6	17.4	0.8			
Itinerants						
PHD Consultant	1.0	1.0		1.0 MC**		
ASD Consultant	1.0	1.0		1.0 LP**		
BCBA Behavior Intervention	0.5	0.5		0.5 SS**		
Physical Therapy	2.8	2.8		1.0 TA; 1.0 JB; 0.8 GM**		
Occupational Therapy	5.0	5.0		1.0 AH; 1.0 AM; 1.0 MT; 1.0 NY; 1.0 KS		
Vision/O&M	1.0	1.0		1.0 JT		
Audiology	1.0	1.0		1.0 JW		
Hearing	2.6	2.6		1.0 AD**; 0.6 JW		
Totals	14.9	14.9	0.0			
Early Childhood Programs						
B-3 Coordinator all Districts	0.3	0.3		0.3 TBH		
3-5 Coordinator RW	0.4	0.4		0.4 TBH		
ECSE SW	1.0	1.0		1.0 TBH		
ECSE B-3	3.0	3.0		1.0 NM; 1.0 SS, 1.0 TBH		
At Risk/ECSE Tchr(s) GCED	0.5	0.5		0.5 SB		
ECSE Teacher(s) CF	1.0	1.0		1.0 SC		
ECSE Teacher(s) GDH	0.5	0.5		0.5 SB		
ECSE Teacher(s) KW	1.0	1.0		1.0 KA		
ECSE Teacher(s) ZM	1.0	1.0		1.0 AZ		
ECSE Teacher(s) RW	1.0	1.0		1.0 MC (RW maintains 7.0 on own contract)		
Totals	9.7	9.7	0.0			
Social Workers						
CF	2.0	2.0		1.0 JB; 1.0 LB		
Gdh	1.0	1.0		1.0 KL		
RW	2.0	2.0		1.0 AN; 1.0 KT		
Totals	5.0	5.0	0.0			
English Language Learners						
EL Support Staff	1.0	1.0				
EL Teacher(s)	5.0	5.0		1.0 CB; 1.0 AH; 1.0 HZ; 1.0 DJ (LC & RW maintain 1.0 each)		
Totals	6.0	6.0	0.0			
Total Staffing	63.4	64.2	0.8			
Additions						
Reductions						

District/Position	19-20 Staff	20-21 Staff	Total Change	Comments
Speech				
CF 3-21	0.4	0.4		0.4 LB (CF maintains 1.0 FTE)
KW 3-21	1.0	1.0		1.0 LL
LC 3-21	2.0	2.0		1.0 RN; 1.0 SW
RW B-21	2.6	3.6		0.6 LB; 1.0 KZ; 1.0 SS; 1.0 Presence Learning or TBH (RW maintains 2.0 FTE)
ZM 3-21	2.0	2.0		1.0 MC; 1.0 Presence Learning or TBH
RBEC 5-21	0.2	0.2		0.2 RS
GCED B-3	1.0	1.0		1.0 LW
Totals	8.8	9.8	1.0	1.0 increase due to retirement
Psychology/Intervention				
CF	1.0	1.0		1.0 KK
Gdh	0.4	0.4		0.4 MH
KW	0.8	0.8		0.8 KL
LC	1.6	1.6		1.0 BL; 0.6 MH
RW	3.0	3.0		1.0 MP; 1.0 CR; 1.0 CF
ZM	1.0	1.0		1.0 AB
GCED	1.2	1.2		0.2 KL; 1.0 TM (Behavior Team)
Instructional Coach(es)	6.6	6.6		1.0 RBEC; 1.0 CF; 1.0 GDH; 1.0 KW; 0.6 LC; 1.0 RW; 1.0 ZM
Totals	15.6	15.6	0.0	
Itinerants				
PHD Consultant	1.0	1.0		1.0 MC**
ASD Consultant	1.0	1.0		1.0 LP**
BCBA Behavior Intervention	0.5	0.5		0.5 HA**
Physical Therapy	2.8	2.8		1.0 TA; 1.0 JB; 0.8 GM**
Occupational Therapy	4.0	5.0		1.0 AH; 1.0 AM; 1.0 MT; 1.0 NY; 1.0 KS
COTA	1.0	0.0		retirement and shift to OT
Vision/O&M	1.0	1.0		1.0 JT
Audiology	1.0	1.0		1.0 JW
Hearing	2.6	2.6		1.0 AD**; 0.6 JW
Totals	14.9	14.9	0.0	
Early Childhood Programs				
Coordinator	0.5	0.5		0.5 MMO
ECSE SW	1.0	1.0		TBH
ECSE B-3	3.5	3.5		0.5 SB; 1.0 NM; 1.0 SS, 1.0 TBH
At Risk/ECSE Tchr(s) GCED	0.5	0.5		0.5 SB
ECSE Teacher(s) CF	1.0	1.0		1.0 SC
ECSE Teacher(s) GDH	0.5	0.5		0.5 SB
ECSE Teacher(s) KW	1.0	1.0		1.0 KA
ECSE Teacher(s) ZM	1.0	1.0		1.0 AZ
ECSE Teacher(s) RW	1.0	1.0		1.0 MC (RW maintains 6.0 on own contract)
Totals	10.0	10.0	0.0	
Social Workers				
CF	2.0	2.0		1.0 JB; 1.0 LB
Gdh	1.0	1.0		1.0 KL
RW	2.0	2.0		1.0 KT; 1.0 MN
Totals	5.0	5.0	0.0	
English Language Learners				
EL Support Staff	1.0	1.0		
EL Teacher(s)	4.0	5.0		1.0 CB; 1.0 AH; 1.0 HZ; 1.0 TBH (MH); up to 1.0 TBH if approved by Districts (LC & RW maintain 1.0 each)
Totals	5.0	6.0	1.0	
Total Staffing	59.3	61.3	2.0	
Additions				
Reductions				

District/Position	18-19 Staff	19-20 Staff	Total Change	Comments
Speech				
CF 3-21	0.4	0.4		0.4 LB
KW 3-21	1.0	1.0		1.0 LL
LC 3-21	2.0	2.0		1.0 RN; 1.0 SW
RW 3-21	2.0	2.6		0.6 LB; 1.0 KZ; 1.0 SS (1.0 increase due to retirement)
ZM 3-21	2.0	2.0		1.0 MC; 1.0 Presence Learning or TBH
RBEC 5-21	0.2	0.2		0.2 RS
GCED B-3	1.0	1.0		1.0 LW
Totals	8.2	8.8	0.6	
Psychology/Intervention				
CF	1.0	1.0		1.0 KK
Gdh	0.4	0.4		0.4 MH
KW	0.8	0.8		0.8 KL
LC	1.6	1.6		1.0 BL; 0.6 MH
RW	3.2	3.2		1.0 MP; 1.0 CH; 1.0 CF; 0.2 TBH
ZM	1.0	1.0		1.0 AB
GCED	0.3	1.0		0.2 KL; 0.8 TBH
Instructional Coach(es)	5.2	6.6		1.0 RBEC; 1.0 CF; 1.0 GDH; 1.0 KW; 0.6 LC; 1.0 RW; 1.0 ZM
Totals	13.5	15.6	2.1	
Itinerants				
PHD Consultant	1.0	1.0		1.0 MC**
ASD Consultant	1.0	1.0		1.0 LP**
BCBA Behavior Intervention	1.0	1.0		1.0 TBH
Physical Therapy	2.8	2.8		1.0 TA; 1.0 JB; 0.8 GM**
Occupational Therapy	4.0	4.0		1.0 AH; 1.0 AM; 1.0 BK; 1.0 MT
COTA	1.0	1.0		1.0 CR**
Vision/O&M	1.0	1.0		1.0 JT
Audiology	1.0	1.0		1.0 JW
Hearing	1.6	2.0		1.0 AD**; 0.4 JW
Totals	14.4	14.8	0.4	
Early Childhood Programs				
Coordinator	0.5	0.5		0.5 MMO
ECSE SW	1.0	1.0		0.5 RA; 0.5 JS
ECSE B-3	3.5	3.5		0.5 SB; 1.0 NM; 1.0 SS, 1.0 TBH
At Risk/ECSE Tchr(s) GCED	0.5	0.5		0.5 SB
ECSE Teacher(s) CF	1.0	1.0		0.8 CH
ECSE Teacher(s) GDH	0.5	0.5		0.5 SB
ECSE Teacher(s) KW	1.0	1.0		1.0 KA
ECSE Teacher(s) ZM	1.0	1.0		1.0 AZ
ECSE Teacher(s) RW	1.0	1.0		1.0 MC (RW has 6.0 on own contract)
Totals	10.0	10.0	0.0	
Social Workers				
CF	2.0	2.0		JB; LB
Gdh	0.5	1.0		CT (in 19-20 there was a one year reduction/LOA)
RW	2.0	2.0		KT; MN
Totals	4.5	5.0	0.5	
English Language Learners				
EL Support Staff	1.0	1.0		
EL Teacher(s)	4.0	4.0		CB; MH; AH; HZ (KB and KH are on member district contracts)
Totals	5.0	5.0	0.0	
Total Staffing	55.6	59.2	3.6	
Additions				
Reductions				

Building/Position	18-19 Staff	19-20 Staff	Total Change	Comments & Notes
Colvill				
Speech/Language Pathologist	1.8	1.8		MR, KZ
B-3	2.0	2.0		JB, BK
AGE 3-5	5.0	5.0		MC, TL, KN, LW, MZ
Totals	8.8	8.8	0.0	
Sunnyside				
Speech/Language Pathologist	1.2	1.0		TBH (was AH who is retiring) (18 DS + 37 RS)
ASD/DCD	1.0	1.0		BS (CL = 10)
DD	2.0	3.0		KM, RW, TBH (CL = 36 = 12/CM)
Mild Disability	1.0	1.0		TP (CL = 18)
Totals	5.2	6.0	0.8	
Burnside				
Speech/Language Pathologist	1.0	1.0		TP (38 DS + 22 RS)
ASD/DCD/SMI/PI	1.0	1.0		TBH (was LB who is retiring) (CL = 10)
Mild Disability	4.0	5.0		SC, KL, KM, HT, TBH (CL = 74 = 14.8/CM)
Totals	6.0	7.0	1.0	
Twin Bluff Middle School				
Speech/Language Pathologist	0.8	0.6		LB (16 DS + 6 RS + 0.4 17 RBEC)
Setting III/Mild Disability	2.0	2.0		RA, CH (CL = 24)
Mild Disability	3.0	3.0		LK, JR, TV (41 = 13.7/CM)
Totals	5.8	5.6	-0.2	
Red Wing High School				
Speech/Language Pathologist	0.8	0.8		RS (2 DS + 46 RS) Shared in 1819 w RBEC
ASD/DCD Setting III	3.0	3.0		JB, JF, PH (CL = 23)
Behavior Setting III	2.0	1.0		BR (CL = 15)
Mild Disability	5.0	6.0		SB, SM, KO, DR, MW, GZ (CL = 86 = 17.2/CM)
Totals	10.8	10.8	0.0	
Tower View & Homebound				
Mild Disability	1.0	1.0	2.0	
Totals	1.0	1.0	0.0	
Total Staffing	37.6	39.2	1.6	
Additions				
Reductions				
Summary:				Not included above but proposed:
Fill AH and LB retirements				Increase Psych by .5 FTE at RWHS
Add 1.0 ECSE Tchr at Sunnyside				Hire a 1.0 Coordinator for elementary
Add 1.0 Mild Disability Tchr at Burnside				
				This would then bring the FTE increase to 1.6 for teachers and 2.1 if psych is included.

Building/Position	18-19 Staff	19-20 Staff	Total Change	Comments & Notes
Colvill				
Speech/Language Pathologist	1.8	1.8		
B-3	2.0	2.0		1.0 to 12
AGE 3-5	5.0	5.0		1.0 to 13
Totals	8.8	8.8	0.0	
Sunnyside				
Speech/Language Pathologist	1.2	1.0		1.0 to 55
ASD/DCD	1.0	1.0		1.0 to 10
DD	2.0	3.0		1.0 to 12
Mild Disability	1.0	1.0		1.0 to 18
Totals	5.2	6.0	0.8	
Burnside				
Speech/Language Pathologist	1.0	1.0		1.0 to 60
ASD/DCD/SMI/PI	1.0	1.0		1.0 to 10
Mild Disability	4.0	5.0		1.0 to 14.8
Totals	6.0	7.0	1.0	
Twin Bluff Middle School				
Speech/Language Pathologist	0.8	0.6		1.0 to 41 (includes RBEC)
Setting III/Mild Disability	2.0	2.0		1.0 to 24
Mild Disability	3.0	3.0		1.0 to 13.7
Totals	5.8	5.6	-0.2	
Red Wing High School				
Speech/Language Pathologist	0.8	0.8		1.0 to 48
ASD/DCD Setting III	3.0	3.0		1.0 to 8
Behavior Setting III	2.0	1.0		1.0 to 15
Mild Disability	5.0	6.0		1.0 to 19
Totals	10.8	10.8	0.0	
Tower View & Homebound				
Mild Disability	1.0	1.0	2.0	
Totals	1.0	1.0	0.0	
Total Staffing	37.6	39.2	1.6	
Additions				
Reductions				
Summary:				Not included above but proposed:
Fill AH and LB retirements				Increase Psych by .5 FTE at RWHS
Add 1.0 ECSE Tchr at Sunnyside				Hire a 1.0 Coordinator for elementary
Add 1.0 Mild Disability Tchr at Burnside				
				This would then bring the FTE increase to 1.6 for teachers or 2.1 if psych is included.

District/Position	17-18 Staff	18-19 Staff	Total Change	Comments
Speech				
CF 3-21	0.4	0.4		0.4 PresenceLearning or TBH
KW 3-21	1.0	1.0		1.0 from PresenceLearning
LC 3-21	1.0	2.0		1.0 TBH; 1.0 TBH (increase due to LC retirement)
RW 3-21	2.0	2.0		1.0 KZ; 1.0 LB
ZM 3-21	1.6	1.6		1.0 NA; 0.6 PresenceLearning
RBEC 5-21	0.2	0.2		0.1 RS; 0.1 TP
GCED B-3	1.0	1.0		1.0 LW
Totals	6.8	7.8	1.0	
Psychology/Intervention				
CF	1.0	1.0		1.0 KK
Gdh	0.4	0.4		0.4 TBH
KW	0.8	0.8		0.7 RA
LC	1.3	1.3		1.0 BL; 0.3 MH
RW	3.3	3.7		1.0 MP; 1.0 CH; 0.7 MH; 1.0 CFL
ZM	1.0	1.0		1.0 AB
GCED	0.3	0.6		0.6 TBH
Instructional Coach(es)	3.5			1.0 WJ; 0.5 CR; 1.0 JW (not included in totals yet)
Totals	8.1	8.8	0.7	
Itinerants				
PHD Consultant	1.0	1.0		1.0 MC**
ASD Consultant	1.0	1.0		1.0 LP**
EBD Consultant	0.0	1.0		TBH
Physical Therapy	2.8	2.8		1.0 TA; 1.0 JB; 0.8 GM**
Occupational Therapy	4.0	4.0		1.0 AH; 1.0 AM; 1.0 BK; 1.0 MT
COTA	1.0	1.0		1.0 CR**
Vision/O&M	1.0	1.0		1.0 JT
Audiology	1.0	1.0		1.0 JW
Hearing	1.4	1.5		1.0 AD**; 0.4 JW
Totals	13.2	14.3	1.1	
Early Childhood Programs				
Coordinator	0.5	0.5		0.5 MMO
ECSE SW	1.0	1.0		0.5 RA; 0.5 JS
At Risk/ECSE Tchr(s) GCED	0.5	0.5		0.5 SB
ECSE Teacher(s) CF	1.0	1.0		0.8 CH
ECSE Teacher(s) GDH	0.5	0.5		0.5 SB
ECSE Teacher(s) KW	1.0	1.0		1.0 KA
ECSE Teacher(s) ZM	1.0	1.0		1.0 AZ
ECSE Teacher(s) RW	1.0	1.0		1.0 MC (RW has 6.0 on own contract)
Totals	6.5	6.5	0.0	
Social Workers				
CF	2.0	2.0		JB; LB
Gdh	1.0	0.5		CT (this is a one year reduction/LOA)
RW	1.0	1.0		LN (RW has 4.0 on own contract)
Totals	4.0	3.5	-0.5	
English Language Learners				
EL Support Staff	1.0	1.0		
EL Teacher(s)	4.0	4.0		CB; MH; AH; HZ (KB and KH are on member district contracts)
Totals	5.0	5.0	0.0	
Total Staffing	43.6	45.9	2.3	
Additions				
Reductions				

Building/Position	17-18 Staff	18-19 Staff	Total Change	Comments & Notes
Colvill				
Speech/Language Pathologist	1.8	1.8		MR, KZ
B-3	2.0	2.0		JB, BK
5-Mar	4.0	4.0		KN, MC, MZ, LW, ?
Totals	7.8	7.8	0.0	
Sunnyside				
Speech/Language Pathologist	1.0	1.0		AH (18 DS + 37 RS)
ASD/DCD	1.0	1.0		TBH (was JR then SC) (CL = 10)
DD	2.0	2.0		KM, RW (CL = 32)
Mild Disability	0.5	1.5	1.0	TBH (was JR) & SC (was KT) (CL = 13)
Totals	4.5	5.5	1.0	
Burnside				
Speech/Language Pathologist	1.0	1.0		LB (17 DS + 28 RS)
ASD/DCD/SMI	1.0	1.0		LB (CL = 9)
Mild Disability	4.0	3.5	-0.5	SC (was KT), KL (was MD), KM (was VS), HT (CL = 57)
Totals	6.0	5.5	-0.5	
Twin Bluff Middle School				
Speech/Language Pathologist	1.0	1.0		TP (19 DS + 16 RS + RBEC)
Setting III/Mild Disability	2.0	2.0		RA (was KM), CH (CL = 24)
Mild Disability	4.5	4.0	-0.5	TBH (was RA), JR (was BU), TV (41)
Totals	7.5	7.0	-0.5	
Red Wing High School				
Speech/Language Pathologist	1.0	1.0		RS (1 DS + 53 RS)
ASD/DCD Setting III	2.0	3.0	1.0	JB, JF, PH (CL = 19)
Behavior Setting III	2.0	2.0		KO, BR (CL = 10-12)
Mild Disability	6.0	5.0	-1.0	SB, TBH (was AJ), DR, MW, GZ (CL = 92)
Totals	11.0	11.0	0.0	
Tower View				
Mild Disability	1.0	1.0		HM
Totals	1.0	1.0	0.0	
Total Staffing	37.8	37.8	0.0	
Additions				
Reductions				

Sunnyside Summary:	
16 Speech (+49 related service)	
81 Total	
Need:	
1.0 SPL pl Anita Helms, plus	
1.0 ASD/D 1.0 TBH	
18-19 Total 4.5 (caseloads are projected to be high)	
Propose to increase 1.0	
RWHS Summary:	
3 Speech (+53 related service)	
12 DCDSP + 3 ASD + 2 SMI (Setting III)	
22 ASD (included in Mild)	
1 DHH (included in Mild)	
139 Mild Disabilities	
159 Total	
Need:	
1.0 SPL Rebecca Susag	
3.0 ASD/D Patti Huppert, Jill Berghammer, Jen Froemming	
1.0 EBD (Bill Redman)	
8.0 Mild D 3.0 TBH, Susan Burns, Kelli Oquist, Mick Wendland, Darcy Ruby, Gabby Zuerlein	
18-19 Total 12	
Propose to Increase 2.0	
21 Speech (+16 related service + RBEC)	
5 DCDMM + 10 ASD (1 DCDMM at MSAD)	
2 DHH (included in Mild)	
1 VI (included in Mild)	
61 Mild Disabilities	
93 Total (4 EBD at RBEC)	
1.0 SPL Terese Pittman + RBEC	
1.0 ASD/E 1.0 TBH	
4.5 Mild D 1.0 TBH, Tiffany Vikdal, Carrie Hansen, Rachel Anderson, Kristin Trout	
17-18 Total 5.5	
18-19 Total 5.5	
Propose to Remain at Current	
*Total does not include SPL	

District/Position	16-17 Staff	17-18 Staff	Total Change	Comments
Speech				
KW 3-21	1.0	1.0		1.0 from LS
RW 3-21	2.0	2.0		1.0 from LR; 1.0 from KZ (RW has 3.8 FTE on contract)
ZM 3-21	1.6	1.6		0.6 from PJ; 1.0 from TS
RBEC 5-21	0.4	0.4		0.4 from RS
GCED B-3	1.0	1.0		1.0 from JG
Totals	6.0	6.0	0.0	
Psychology/Intervention				
CF	1.0	1.0		1.0 from KK
Gdh	0.4	0.4		0.4 from TBH2
KW	0.7	0.7		0.7 from TBH3
LC	1.4	1.3		1.0 from BL; 0.3 from TBH1
RW	3.6	3.6		1.0 from MP; 1.0 from HM; 0.7 TBH1; 0.6 from TBH2
ZM	0.9	1.0		1.0 from AB
GCED	0.3	0.3		0.3 from TBH3
Instructional Coach(es)	3.5	3.5		1.0 from PB; 1.0 from WJ; 0.5 from CR; 1.0 from JW
Totals	11.8	11.8	0.0	
Itinerants				
PHD Consultant	1.0	1.0		1.0 from MC**
ASD Consultant	1.0	1.0		1.0 from LP**
EBD Consultant	0.0	0.0		
Physical Therapy	2.8	2.8		1.0 from TA; 1.0 from JB; 0.8 from GM**
Occupational Therapy	3.0	3.0		1.0 from AH; 1.0 from AM; 1.0 from BK
COTA	1.0	1.0		1.0 from CR**
Vision/O&M	1.0	1.0		1.0 from JT
Audiology	1.0	1.0		1.0 from JW
Hearing	1.4	1.4		1.0 from AD**; 0.4 from JW
Totals	12.2	12.2	0.0	
Early Childhood Programs				
Coordinator	0.5	0.5		0.5 from MMO
ECSE SW	1.0	1.0		0.5 from RA; 0.5 from JS
At Risk/ECSE Tchr(s) GCED	0.5	0.5		0.5 from NM
ECSE Teacher(s) CF	1.0	0.8		0.8 from CH
ECSE Teacher(s) GDH	0.4	0.5		0.5 from NM
ECSE Teacher(s) KW	0.7	1.0		0.7 from SB*
ECSE Teacher(s) ZM	1.6	1.0		1.0 from AZ
ECSE Teacher(s) RW	1.0	1.0		1.0 from MC (RW has 6.0 on own contract)
Totals	6.7	6.3	-0.4	
Social Workers				
CF	2.0	2.0		JB; LB
Gdh	0.6	0.6		CT
RW	1.0	1.0		LN (RW has 4.0 on own contract)
Totals	3.6	3.6	0.0	
English Language Learners				
EL Support Staff	1.0	1.0		
EL Teacher(s)	4.0	4.0		CB; MH; AH; HZ (KB and KH are on member district contracts)
Totals	5.0	5.0	0.0	
Total Staffing	45.3	44.9	-0.4	
Additions				
Reductions				

District/Position	08-09 Staff	09-10 Staff	10-11 Staff	11-12 Staff	12-13 Staff	13-14 Staff	14-15 Staff	15-16 Staff	Total Change	Comments
Speech										
KW 3-21	1.0	1.0	1.8	2.0	2.0	2.0	1.5	1.5		B Windhorst/L Shae
RW 3-21	0.4	1.0	1.0	1.0	1.0	1.0	1.5	1.5		TBH
CF 3-21	0.0	0.0	0.0	0.0	0.0	0.4	0.4	0.4		L Shae
GCED B-3	0.6	1.0	1.2	1.0	1.0	1.6	1.6	1.6		P Johnson/TBH
Totals	2.0	3.0	4.0	4.0	4.0	5.0	5.0	5.0	0.0	
Psychology/Intervention										
CF								1.0		K Kirk
GDH/Z								1.0		TBH
KW/M								1.0		A Bartelma
SS/Col/K-2 GCED								1.0		M Paulson
BSS/DOC								1.0		TBH
TBMS/TV/GCED								1.0		TBH
RWHS								1.0		H Mortel
Behavior Interventionist				1.0	0.0	0.0	0.0	0.0		
Instructional Coach(es)				1.0	1.0	3.0	5.0	5.0		
Totals	4.0	3.5	4.5	7.5	6.5	8.5	11.0	12.0	1.0	
Itinerants										
PHD Consultant	1.0	1.0	1.0	1.0	1.0	1.0	1.0	1.0		M Capra
ASD Consultant	1.0	1.0	1.0	1.0	1.0	1.0	1.0	1.0		L Peterson
EBD Consultant	0.5	0.5	0.5	0.0	0.0	0.0	0.0	0.0		
Physical Therapy	2.4	2.6	2.6	2.6	2.6	2.6	2.8	2.8		T Archambault/G Menke/TBH
Occupational Therapy	2.0	2.0	2.0	2.0	3.0	3.0	3.0	3.0		B Blomquist/B Kittleson/J Tlougan
COTA	2.0	2.0	2.0	2.0	1.0	1.0	1.0	1.0		C Reding
Vision/O&M	0.2	1.0	1.0	1.0	1.0	1.0	1.0	1.0		D Riseng
Audiology	0.9	0.9	0.9	0.9	0.9	0.9	0.9	0.9		J Womeldorf
Hearing	2.0	1.0	1.0	1.0	1.0	1.0	1.0	1.0		A Dahlen
CHI Staff	1.0	2.0	2.0	2.0	2.0	1.0	1.0	1.0		J Hatch
Totals	13.0	14.0	14.0	13.5	13.5	12.5	12.7	12.7	0.0	
Early Childhood Programs										
Coordinator	1.0	1.0	2.0	2.0	2.0	2.0	2.0	2.0		TBH/M MartinOakes
ECSE SW (Rene/Jane)	1.0	1.0	1.0	1.0	1.0	1.0	1.0	1.0		County/GCED Funding
At Risk/ECSE Tchr(s) GCE	1.0	1.5	1.5	2.0	1.4	2.0	2.0	1.0		J Duden
ECSE Teacher(s) CF	0.6	0.5	0.5	0.0	0.0	0.0	0.0	1.0		C Hovel (B-5)
ECSE Teacher(s) GDH	1.0	1.0	1.0	1.0	1.0	1.0	1.0	1.0		W Christiansen
ECSE Teacher(s) KW	2.0	2.0	2.0	2.0	0.6	0.7	0.7	0.7		S Bodenhamer
ECSEEC Teacher(s) ZM	2.0	2.0	2.0	2.0	2.0	2.0	2.0	2.0		A Gadiant/M Anderson
ECSE Teacher(s) RW	0.4	0.0	0.0	0.0	0.0	0.0	0.0	0.0		
Totals	9.0	9.0	10.0	10.0	8.0	8.7	8.7	8.7	0.0	
Social Workers										
CF	1.4	1.4	1.4	1.4	1.4	1.7	2.0	2.0		J Blakeslee/K Babcock
Gdh	0.6	0.6	0.6	0.6	0.6	0.6	0.6	0.6		M Dodge
RW	0.6	0.6	0.6	0.6	0.6	0.6	1.0	1.0		L Nicolai
Totals	2.6	2.6	2.6	2.6	2.6	2.9	3.6	3.6	0.0	
English Language Learners										
ELL Paraprofessionals	1.0	1.0	1.0	2.0	2.0	1.0	1.0	1.0		J Yusty Rojas
ELL Teacher(s)	3.0	3.0	3.0	3.0	3.0	3.0	4.0	4.0		A Hermann/M Hanten/TBH/TBH
Totals	4.0	4.0	4.0	5.0	5.0	4.0	5.0	5.0	0.0	
Total Staffing	34.6	36.1	39.1	42.6	39.6	41.6	46.0	47.0	1.0	
Additions										
Reductions										

District/Position	08-09 Staff	09-10 Staff	10-11 Staff	11-12 Staff	12-13 Staff	13-14 Staff	14-15 Staff	15-16 Staff	Total Change	Comments
Speech										
KW 3-21	1.0	1.0	1.8	2.0	2.0	2.0	1.5	1.5		
RW 3-21	0.4	1.0	1.0	1.0	1.0	1.0	1.5	1.5		
CF 3-21	0.0	0.0	0.0	0.0	0.0	0.4	0.4	0.4		
ZM 3-21	0.0	0.0	0.0	0.0	0.0	0.0	1.0	1.5		
GCED B-3	0.6	1.0	1.2	1.0	1.0	1.6	1.6	1.6		
Totals	2.0	3.0	4.0	4.0	4.0	5.0	6.0	6.5	0.5	
Psychology/Intervention										
CF								1.0		
GDH/Z								1.0		
KW/M								1.0		
SS/Col/K-2 GCED								1.0		
BSS/DOC								1.0		
TBMS/TV/GCED								1.0		
RWHS								1.0		
Behavior Interventionist				1.0	0.0	0.0	6.4	0.0		
Instructional Coach(es)				1.0	1.0	3.0	5.0	6.0		
Totals	4.0	3.5	4.5	7.5	6.5	8.5	11.4	13.0	1.6	
Itinerants										
PHD Consultant	1.0	1.0	1.0	1.0	1.0	1.0	1.0	1.0		
ASD Consultant	1.0	1.0	1.0	1.0	1.0	1.0	1.0	1.0		
EBD Consultant	0.5	0.5	0.5	0.0	0.0	0.0	0.0	0.0		
Physical Therapy	2.4	2.6	2.6	2.6	2.6	2.6	2.8	2.8		
Occupational Therapy	2.0	2.0	2.0	2.0	3.0	3.0	3.0	3.0		
COTA	2.0	2.0	2.0	2.0	1.0	1.0	1.0	1.0		
Vision/O&M	0.2	1.0	1.0	1.0	1.0	1.0	1.0	1.0		
Audiology	0.9	0.9	0.9	0.9	0.9	0.9	0.9	0.9		
Hearing	2.0	1.0	1.0	1.0	1.0	1.0	1.0	1.0		
CHI Staff	1.0	2.0	2.0	2.0	2.0	1.0	1.0	1.0		
Totals	13.0	14.0	14.0	13.5	13.5	12.5	12.7	12.7	0.0	
Early Childhood Programs										
Coordinator	1.0	1.0	2.0	2.0	2.0	2.0	2.0	2.0		
ECSE SW (Rene/Jane)	1.0	1.0	1.0	1.0	1.0	1.0	1.0	1.0		
At Risk/ECSE Tchr(s) GCED	1.0	1.5	1.5	2.0	1.4	2.0	2.0	1.0		
ECSE Teacher(s) CF	0.6	0.5	0.5	0.0	0.0	0.0	0.0	1.0		
ECSE Teacher(s) GDH	1.0	1.0	1.0	1.0	1.0	1.0	1.0	1.0		
ECSE Teacher(s) KW	2.0	2.0	2.0	2.0	0.6	0.7	0.7	0.7		
ECSEEC Teacher(s) ZM	2.0	2.0	2.0	2.0	2.0	2.0	2.0	2.0		
ECSE Teacher(s) RW	0.4	0.0	0.0	0.0	0.0	0.0	0.0	0.0		
Totals	9.0	9.0	10.0	10.0	8.0	8.7	8.7	8.7	0.0	
Social Workers										
CF	1.4	1.4	1.4	1.4	1.4	1.7	2.0	2.0		
Gdh	0.6	0.6	0.6	0.6	0.6	0.6	0.6	0.6		
RW	0.6	0.6	0.6	0.6	0.6	0.6	1.0	1.0		
Totals	2.6	2.6	2.6	2.6	2.6	2.9	3.6	3.6	0.0	
English Language Learners										
ELL Paraprofessionals	1.0	1.0	1.0	2.0	2.0	1.0	1.0	1.0		
ELL Teacher(s)	3.0	3.0	3.0	3.0	3.0	3.0	4.0	4.0		
Totals	4.0	4.0	4.0	5.0	5.0	4.0	5.0	5.0	0.0	
Total Staffing	34.6	36.1	39.1	42.6	39.6	41.6	47.4	49.5	2.1	
Additions										
Reductions										

District/Position	08-09 Staff	09-10 Staff	10-11 Staff	11-12 Staff	12-13 Staff	13-14 Staff	Total Difference	Comments
Speech								
KW 3-21	1.0	1.0	1.8	2.0	2.0	2.0		C Anderson/B Windhorst
RW 3-21	0.4	1.0	1.0	1.0	1.0	1.0		C Hughes
CF 3-21	0.0	0.0	0.0	0.0	0.0	0.4		L Shae
GCED B-3	0.6	1.0	1.2	1.0	1.0	1.6		P Johnson/L Shae
Totals	2.0	3.0	4.0	4.0	4.0	5.0	1.0	
Psychology/Intervention								
CF/KW	1.0	0.0						
GDH/ZM	1.0	0.0						
GCED/DOC/CF	1.0	0.0						
CF		1.0	1.0	1.0	1.0	1.0		K Kirk
KW		0.5	0.5	0.5	0.5	0.5		G Hilde on .5 Contract
ZM/Setting IV		1.0	1.0	1.0	1.0	1.0		TBH
GDH		0.5	0.5	0.5	0.5	0.3		L Harford reduction is .2 reduction of of Setting IV
RW/DOC	1.0	0.5	1.5	2.5	2.5	2.7		M Paulson/H Mortel/L Harford + R Allen (RW)
Behavior Interventionist				1.0	0.0	0.0		
Instructional Coach(es)				1.0	1.0	3.0		W Johnson/TBH
Totals	4.0	3.5	4.5	7.5	6.5	8.5	2.0	
Itinerants								
PHD Consultant	1.0	1.0	1.0	1.0	1.0	1.0		M Capra
ASD Consultant	1.0	1.0	1.0	1.0	1.0	1.0		L Peterson
EBD Consultant	0.5	0.5	0.5	0.0	0.0	0.0		
Physical Therapy	2.4	2.6	2.6	2.6	2.6	2.6		T Archambault/D Swinarski/G Menke
Occupational Therapy	2.0	2.0	2.0	2.0	3.0	3.0		B Blomquist/B Kittleson/J Tlougan
COTA	2.0	2.0	2.0	2.0	1.0	1.0		C Reding
Vision/O&M	0.2	1.0	1.0	1.0	1.0	1.0		D Riseng
Audiology	0.9	0.9	0.9	0.9	0.9	0.9		J Womeldorf
Hearing	2.0	1.0	1.0	1.0	1.0	1.0		A Dahlen
CHI Staff	1.0	2.0	2.0	2.0	2.0	1.0		J Hatch
Totals	13.0	14.0	14.0	13.5	13.5	12.5	-1.0	
Early Childhood Programs								
Coordinator	1.0	1.0	2.0	2.0	2.0	2.0		M Carlson/J Kenyon
ECSE Social Worker (Rene)	1.0	1.0	1.0	1.0	1.0	1.0		County Funding
At Risk/ECSE Teacher(s) GCED	1.0	1.5	1.5	2.0	1.4	2.0		J Duden/TBH
ECSE Teacher(s) CF	0.6	0.5	0.5	0.0	0.0	0.0		
ECSE Teacher(s) GDH	1.0	1.0	1.0	1.0	1.0	1.0		C Hovel
ECSE Teacher(s) KW	2.0	2.0	2.0	2.0	0.6	0.7		S Bodenhamer
ECSEEC Teacher(s) ZM	2.0	2.0	2.0	2.0	2.0	2.0		A Gadiant/M Lodermeier
ECSE Teacher(s) RW	0.4	0.0	0.0	0.0	0.0	0.0		
Totals	9.0	9.0	10.0	10.0	8.0	8.7	0.7	
Social Workers								
CF	1.4	1.4	1.4	1.4	1.4	1.4		J Blakeslee/K Babcock
Gdh	0.6	0.6	0.6	0.6	0.6	0.6		L Nicolai/K Babcock
RW	0.6	0.6	0.6	0.6	0.6	0.6		L Nicolai
Totals	2.6	2.6	2.6	2.6	2.6	2.6	0.0	
English Language Learners								
ELL Paraprofessionals	1.0	1.0	1.0	2.0	2.0	1.0		L Runquist
ELL Teacher(s)	3.0	3.0	3.0	3.0	3.0	3.0		A Hermann/D Schultz/E Goodman
Totals	4.0	4.0	4.0	5.0	5.0	4.0	-1.0	
Total Staffing	34.6	36.1	39.1	42.6	39.6	41.3	1.7	
Additions								
Reductions								

District/Position	08-09 Staff	09-10 Staff	10-11 Staff	11-12 Staff	12-13 Staff	Total Difference	Comments
Speech							
KW 3-21	1.0	1.0	1.8	2.0	2.0	??	C Anderson/B Windhorst
RW 3-21	0.4	1.0	1.0	1.0	0.5		A Burkhardt
GCED B-3	0.6	1.0	1.2	1.0	1.0		P Johnson
Totals	2.0	3.0	4.0	4.0	3.5	-0.5	
Psychology/Intervention							
CF/KW	1.0	0.0					
GDH/ZM	1.0	0.0					
GCED/DOC/CF	1.0	0.0					
CF		1.0	1.0	1.0	1.0		K Kirk
KW		0.5	0.5	0.5	0.5		G Hilde on .5 Contract
ZM/DOC		1.0	1.0	1.0	1.0		B Mitchener
GDH/GCED		0.5	0.5	0.5	0.5		L Harford
RW	1.0	0.5	1.5	2.5	2.5		M Buck/H Mortel/L Harford + R Allen (RW)
Behavior Interventionist					1.0		TBH
Literacy Coach(es)				1.0	2.0		TBH
Totals	4.0	3.5	4.5	6.5	8.5	2.0	
Itinerants							
PHD Consultant	1.0	1.0	1.0	1.0	1.0		M Capra
ASD Consultant	1.0	1.0	1.0	1.0	1.0		L Peterson
EBD Consultant	0.5	0.5	0.5	0.0	0.0		D Knudson*
Physical Therapy	2.4	2.6	2.6	2.6	2.6		T Archambault/D Swinarski/G Menke
Occupational Therapy	2.0	2.0	2.0	2.0	3.0		B Blomquist/B Kittleson/TBH
COTA	2.0	2.0	2.0	2.0	1.0		C Reding/T Karow (on LOA)
Vision/O&M	0.2	1.0	1.0	1.0	1.0		D Riseng
Audiology	0.9	0.9	0.9	0.9	0.9		J Womeldorf
Hearing	2.0	1.0	1.0	1.0	1.0		A Dahlen
Totals	12.0	12.0	12.0	11.5	11.5	0.0	
Early Childhood Special Education							
Coordinator	1.0	1.0	2.0	2.0	2.0		M Carlson/J Kenyon
ECSE Social Worker (Rene)	1.0	1.0	1.0	1.0	1.0		County Funding
ECSE Teacher(s) GCED	1.0	1.5	1.5	2.0	2.0		S Bodenhamer/C Kruse
ECSE Teacher(s) CF	0.6	0.5	0.5	0.0	0.0		
ECSE Teacher(s) GDH	1.0	1.0	1.0	1.0	1.0		M Pond
ECSE Teacher(s) KW	2.0	2.0	2.0	2.0	2.0	??	K Swanson/T Nobach
ECSE Teacher(s) ZM	2.0	2.0	2.0	2.0	2.0		J Duden/M Lodermeier
ECSE Teacher(s) RW	0.4	0.0	0.0	0.0	0.0		
Totals	9.0	9.0	10.0	10.0	10.0		
DCD							
DCD Teacher(s) KW	0.5	0.0	0.0	0.0	0.0		
DCD Teacher(s) GDH	0.5	0.7	0.0	0.0	0.0		
DCD Teacher(s) STEP	2.0	2.0	1.5	2.0	2.0		A Wiley/K Mills
DCD Teacher(s) Upwards/ASD	2.0	2.3	1.5	2.0	2.0		R Hutton/B Redman
Totals	5.0	5.0	3.0	4.0	4.0	0.0	
English Language Learners							
ELL Paraprofessionals	1.0	1.0	1.0	2.0	2.0		N Fernandez-Mejia/L Runquist
ELL Teacher(s)	3.0	3.0	3.0	3.0	3.0		A Hermann/D Schultz/E Goodman
Totals	4.0	4.0	4.0	5.0	5.0	0.0	
Total Staffing	36.0	36.5	37.5	41.0	42.5	1.5	
Additions							
Reductions							

District/Position	08-09 Staff	09-10 Staff	10-11 Staff	11-12 Staff	12-13 Staff	Total Difference	Comments
Speech							
KW 3-21	1.0	1.0	1.8	2.0	2.0	??	C Anderson/B Windhorst
RW 3-21	0.4	1.0	1.0	1.0	0.5		A Burkhardt
GCED B-3	0.6	1.0	1.2	1.0	1.0		P Johnson
Totals	2.0	3.0	4.0	4.0	3.5	-0.5	
Psychology/Intervention							
CF/KW	1.0	0.0					
GDH/ZM	1.0	0.0					
GCED/DOC/CF	1.0	0.0					
CF		1.0	1.0	1.0	1.0		K Kirk
KW		0.5	0.5	0.5	0.5		G Hilde on .5 Contract
ZM/DOC		1.0	1.0	1.0	1.0		B Mitchener
GDH/GCED		0.5	0.5	0.5	0.5		L Harford
RW	1.0	0.5	1.5	2.5	2.5		M Buck/H Mortel/L Harford + R Allen (RW)
Behavior Interventionist					1.0		TBH
Literacy Coach(es)				1.0	2.0		TBH
Totals	4.0	3.5	4.5	6.5	8.5	2.0	
Itinerants							
PHD Consultant	1.0	1.0	1.0	1.0	1.0		M Capra
ASD Consultant	1.0	1.0	1.0	1.0	1.0		L Peterson
EBD Consultant	0.5	0.5	0.5	0.0	0.0		D Knudson*
Physical Therapy	2.4	2.6	2.6	2.6	2.6		T Archambault/D Swinarski/G Menke
Occupational Therapy	2.0	2.0	2.0	2.0	3.0		B Blomquist/B Kittleson/TBH
COTA	2.0	2.0	2.0	2.0	1.0		C Reding/T Karow (on LOA)
Vision/O&M	0.2	1.0	1.0	1.0	1.0		D Riseng
Audiology	0.9	0.9	0.9	0.9	0.9		J Womeldorf
Hearing	2.0	1.0	1.0	1.0	1.0		A Dahlen
Totals	12.0	12.0	12.0	11.5	11.5	0.0	
Early Childhood Special Education							
Coordinator	1.0	1.0	2.0	2.0	2.0		M Carlson/J Kenyon
ECSE Social Worker (Rene)	1.0	1.0	1.0	1.0	1.0		County Funding
ECSE Teacher(s) GCED	1.0	1.5	1.5	2.0	2.0		S Bodenhamer/C Kruse
ECSE Teacher(s) CF	0.6	0.5	0.5	0.0	0.0		
ECSE Teacher(s) GDH	1.0	1.0	1.0	1.0	1.0		M Pond
ECSE Teacher(s) KW	2.0	2.0	2.0	2.0	2.0	??	K Swanson/T Nobach
ECSE Teacher(s) ZM	2.0	2.0	2.0	2.0	2.0		J Duden/M Lodermeier
ECSE Teacher(s) RW	0.4	0.0	0.0	0.0	0.0		
Totals	9.0	9.0	10.0	10.0	10.0		
DCD							
DCD Teacher(s) KW	0.5	0.0	0.0	0.0	0.0		
DCD Teacher(s) GDH	0.5	0.7	0.0	0.0	0.0		
DCD Teacher(s) STEP	2.0	2.0	1.5	2.0	2.0		A Wiley/K Mills
DCD Teacher(s) Upwards/ASD	2.0	2.3	1.5	2.0	2.0		R Hutton/B Redman
Totals	5.0	5.0	3.0	4.0	4.0	0.0	
English Language Learners							
ELL Paraprofessionals	1.0	1.0	1.0	2.0	2.0		N Fernandez-Mejia/L Runquist
ELL Teacher(s)	3.0	3.0	3.0	3.0	3.0		A Hermann/D Schultz/E Goodman
Totals	4.0	4.0	4.0	5.0	5.0	0.0	
Total Staffing	36.0	36.5	37.5	41.0	42.5	1.5	
Additions							
Reductions							

District/Position	08-09 Staff	09-10 Staff	10-11 Staff	Total Difference	Comments
Speech					
KW 3-21	1.0	1.0	1.0		probable 3:1 test site
RW 3-21	0.4	1.0	1.0		currently contracted/ <i>continue posting</i>
GCED B-3	0.6	1.0	1.0		
Totals	2.0	3.0	3.0	0.0	
Psychology/Intervention					
CF/KW	1.0	0.0			
GDH/ZM	1.0	0.0			
GCED/DOC/CF	1.0	0.0			
CF		1.0	1.0		
KW		0.5	0.5		G. Hilde on .5 Contract
ZM/DOC		1.0	1.0		
GDH/GCED		0.5	0.5		
RW	1.0	0.5	2.0		L Zacher on .5 LOA/ <i>post end of March</i>
Intervention Specialist (419)	1.0	1.0	0.0		was Federal Funding
Totals	5.0	4.5	5.0	0.5	
Itinerants					
Physical Therapy	2.4	2.6	2.6		
Occupational Therapy	2.0	2.0	2.0		
COTA	2.0	2.0	2.0		
Vision/O&M	0.2	1.0	1.0		
Audiology	0.9	0.9	0.9		
Hearing	2.0	1.0	1.0		
Totals	9.5	9.5	9.5	0.0	
Paraprofessionals					
Deer View	4.0	4.0	4.0		currently running at 3.0
Wastedo	4.0	6.0	5.0		currently running at 5.0
Upwards	2.0	1.0	2.0		may need to adjust based enrollment
Setting III Autism	4.0	5.0	3.0		may need to adjust based enrollment
STEP	1.0	1.0	1.0		
Totals	15.0	17.0	15.0	-2.0	
Early Childhood Special Education					
Coordinator	1.0	1.0	1.0		Missy Carlson
ECSE Social Worker (Rene)	1.0	1.0	1.0		County Funding
ECSE Teacher(s) GCED	1.0	1.5	2.0		
ECSE Teacher(s) CF	0.6	0.5	0.0		
ECSE Teacher(s) GDH	1.0	1.0	1.0		
ECSE Teacher(s) KW	2.0	2.0	2.0		
ECSE Teacher(s) ZM	2.0	2.0	2.0		
ECSE Teacher(s) RW	0.4	0.0	0.0		
Totals	9.0	9.0	9.0	0.0	
DCD					
DCD Teacher(s) KW	0.5	0.0	0.0		
DCD Teacher(s) GDH	0.5	0.7	0.5		
DCD Teacher(s) STEP	2.0	2.0	1.5		
DCD Teacher(s) Upwards/ASD	2.0	2.3	2.0		D Wilson is retiring
Totals	5.0	5.0	4.0	-1.0	
English Language Learners					
ELL Teacher(s)	3.0	3.0	3.0		
Totals	3.0	3.0	3.0	0.00	
Total Staffing	48.5	51.0	48.5	-2.50	
Additions					
Reductions					

District/Position	08-09 Staff	09-10 Staff	Total Difference	Comments	Speech	FTE Own	FTE Need	FTE Sell
Speech								
KW 3-21	1.0	1.0			GCED	2.0	0.8	1.2
Goodhue 3-21	0.0	0.6		waiting for answer on GDH ULA	Cannon Falls	2.0	1.0	1.0
RW 3-21	0.4	0.4			Goodhue	0.0	0.6	-0.6
GCED B-3	0.6	0.6			Kenyon -Wanamingo	0.0	1.0	-1.0
GCED B-3	1.0	1.0			Red Wing	5.0	6.0	-1.0
Totals	3.0	3.6	0.6		Zumbrota-Mazeppa	2.0	1.6	0.4
						11.0	11.0	0.0
Itinerants								
Physical Therapy	1.6	1.6						
Occupational Therapy	2.0	2.0						
COTA	2.0	2.0						
Vision/O&M	0.2	0.5		currently HVED and Rochester				
Audiology	0.9	0.9						
Hearing	2.0	1.0		HL to Northfield ? Can AD cover all GCED ??				
Totals	8.7	8.0	-0.7					
Psychology/Intervention								
CF/KW	1.0	1.0		need to decide placement of psychs				
GDH/ZM	1.0	1.0						
GCED/DOC/CF	1.0	1.0						
RW/Intervention Specialist (419)	1.0	1.0						
Intervention Specialist (419)	4.0	1.0		instructional coach for elem sped Fed Stim \$???				
Totals	5.0	5.0	0.0					
Paraprofessionals								
Deer View	4.0	4.0						
Wastedo	5.0	5.0						
Upwards	2.0	2.0		may need to adjust based enrollment				
STEP	1.0	1.0						
Totals	4.0	4.0	0.0					
Early Childhood Special Education						Early Childhood	Staff	
Coordinator	1.0	1.0			Cannon Falls	none		
ECSE Social Worker	1.0	1.0			Goodhue	MP		
ECSE Teacher	7.0	7.0			Kenyon-Wanamingo	KM/TH		
Totals	9.0	9.0	0.0		Red Wing	none		
					Zumbrota-Mazeppa	JD/KA		
					GCED	SG/BN		
DCD								
DCD Teacher(s)	3.0	2.0						
Totals	3.0	2.0	-1.0					
English Language Learners								
ELL Teacher(s)	3.0	3.0		may need to adjust based enrollment				
Totals	3.0	3.0	0.00					
Total Staffing	35.7	34.6	-1.10					
Additions								
Reductions								

School/Grade	05-06 Staff	06-07 Staff	07-08 Staff	08-09 Staff	09-10 Staff	Total Difference	Comments	Staff-Personnel Actions
Colvill								
Ages 0-2	1.0	1.0	1.0	1.0	1.0			
Ages 3-5	2.6	3.0	3.1	4.1	3.6			
ASD	0.4	0.5	0.4	0.4	0.4			
Totals	4.0	4.5	4.5	5.5	5.0	-0.5		
Sunnyside Elementary								
K-Resource	1.0	1.5	1.5	1.5	2.0			
1-2 Mild	2.2	2.0	2.0	2.0	1.0			
DCD Moderate to SP	0.0	1.0	0.0	0.0	0.0			
Totals	3.2	4.5	3.5	3.5	3.0	-0.5		
Burnside Elementary								
3-5 Mild	3.2	3.4	3.0	3.0	4.0			
DCDMM/SP		0.2	2.0	2.0	2.0			
Totals	3.2	3.6	5.0	5.0	6.0	1.0		
Twin Bluff Middle								
6-8 Mild	4.0	4.0	3.0	3.0	4.0			
ASD	0.4	0.4	0.4	0.0	0.0			
DCDMM/SP	1.6	2.0	2.0	2.0	1.0			
Totals	6.0	6.4	5.4	5.0	5.0	0.0		
Red Wing High School								
9-12 Mild	3.9	4.3	4.3	3.9	5.5			
ASD	0.6	0.6	0.2	0.4	0.0			
DCD Moderate to SP	3.4	3.0	3.0	2.4	2.4			
Transition	0.4	0.0	0.0	0.0	0.0			
Totals	8.3	7.9	7.5	6.7	7.9	1.2		
ALC								
Towerview	0.3	0.3	0.3	0.3	0.3			
Afterschool ALC	0.2	0.2	0.2	0.0	0.0			
EBD Social Studies HS	NA	NA	NA	0.2	0.2			
Homebound	0.8	0.9	0.5	0.5	0.5			
Totals	1.3	1.4	1.0	1.0	1.0	0.0		
District-wide Staffing								
Administration	2.0	1.6	1.5	1.5	1.5			
DAPE	1.0	1.2	1.2	1.2	1.2			
Speech	5.4	5.4	5.8	5.4	5.4		Ran .4 short in 0809	
Psychologist	2.3	2.3	3.4	2.5	2.5		0.5 Contract with GCED	
Social Worker	2.5	2.5	2.5	2.5	2.5			
POHI	0.6	0.6	0.6	0.6	0.4			
Physical Therapy	1.4	1.4	1.4	1.4	1.4			
Occupational Therapy	1.3	1.3	1.3	1.3	1.3		0.3 Contract with GCED	
COTA	1.0	1.0	1.0	1.0	1.0			
Nurse	0.1	0.1	0.1	0.1	0.1			
Vision	0.32	0.1	0.1	0.5	0.5		Contract with GCED	
Deaf/HH	1.6	1.5	1.5	1.5	0.6		Contract with GCED	
Music Therapy	0.8	0.8	0.8	0.8	0.8			
Assistive Technology	0.3	0.3	0.4	0.4	0.2		Contract with GCED	
Totals	20.62	20.1	21.6	20.7	19.4	-1.30		
Total Staffing	46.62	48.4	48.5	47.4	47.3	-0.10		
Additions								
Reductions								

School/Grade	07-08 Staff	08-09 Staff	09-10 Staff	Total Difference	Comments
Colvill					
Administration	0.7	0.7	0.7		
Social Worker	0.0	0.0	0.0		MC?
Psychologist	0.2	0.2	0.2		share BSS/Colvill/Parochials
Totals	0.9	0.9	0.9	0.0	
Sunnyside Elementary					
Administration	1.0	1.0			
Social Worker (Spec Ed)	0.5	0.4			
Social Worker	0.0	0.6			0.5 FSC Funding 08-09/0.1 Gen Ed
Social Worker (at-risk)		0.5			Behavior Intervention Specialist
Counselor	0.2	0.0			
Psychologist	0.6	0.5			
Totals	2.3	3.0		0.7	
Burnside Elementary					
Administration	1.0	1.0			
Social Worker (Spec Ed)	0.8	0.4			
Social Worker	0.2	0.6			0.5 FSC Funding 08-09/0.1 Gen Ed
Counselor	0.0	0.2			
Psychologist	0.6	0.6			Share BSS/Colvill/Parochials
Totals	2.6	2.8		0.2	
Twin Bluff Middle					
Administration	2.0	2.0			
Dean(s)	1.0	1.0			
Social Worker (Spec Ed)	1.1	1.0			
Social Worker	0.5	0.5			FSC Funding for 08-09
Psychologist	0.5	0.5			share BS/TBMS
Totals	5.1	5.0		-0.1	
Red Wing High School					
Administration	2.0	2.0			
Dean	2.0	0.0			
Counselor	0.0	1.0			
Athletic Director		1.0			AD combined w/ Admin FTE for 07-08
Other Support	0.0	0.5			
Social Worker (Spec Ed)	0.5	0.5			
Social Worker	1.0	0.0			
Psychologist	0.5	0.5			includes TV
Totals	6.0	5.5		-0.5	
District-wide Staffing					
Administration	1.2	1.2			
Totals	1.2	1.2		0.00	
Total Staffing	18.10	18.4		0.30	
Additions					
Reductions					

District/Position	07-08 Staff	08-09 Staff	Total Difference	Comments
Speech				
KW 3-21	1.0	1.0		
RW 3-21	0.4	0.0		
GCED B-3	0.0	0.6		\$3000 addition to GCED State Spec Ed
GCED B-3	1.0	1.0		
Totals	2.4	2.6	0.2	
Psychology/Intervention				
CF/KW	1.0	1.0		
GDH/ZM	1.0	1.0		
GCED/DOC/CF	1.0	1.0		
RW/Intervention Specialist (419)	1.0	1.0		Lisa Ludwig has accepted
Intervention Specialist (419)	0.0	1.0		Federal Funding
Totals	4.0	5.0	1.0	
Paraprofessionals				
Deer View	4.0	3.0		did not replace resignation
Wastedo	4.0	4.0		
Upwards	3.0	2.0		may need to adjust based enrollment
STEP	1.0	1.0		
Totals	4.0	3.0	-1.0	
Early Childhood Special Education				
Coordinator part 1	0.6	1.0		Missy Carlson has accepted
Coordinator part 2	0.4	0.0		
ECSE Social Worker (Rene)	0.7	1.0		replace to 06-07 level (County Funding)
ECSE Teacher (Missy)	0.7	0.5		reduction
Totals	2.4	2.5	0.1	
DCD				
DCD Teacher(s)	2.5	3.0		Jamie Swanke has accepted
Totals	2.5	3.0	0.5	
English Language Learners				
ELL Teacher(s)	2.0	3.0		Deb Shulz plus 2 postings
Totals	2.0	3.0	1.00	
Total Staffing	17.3	19.1	1.80	
Additions				
Reductions				

School/Grade	05-06 Staff	06-07 Staff	07-08 Staff	Total Difference	Comments	Staff-Personnel Actions
Colvill						
Ages 0-2	1.0	1.0	1.0			
Ages 3-5	2.6	3.0	3.1		0.5 Contract with GCED	
ASD	0.4	0.5	0.4			
Totals	4.0	4.5	4.5	0.0		
Sunnyside Elementary						
K-Resource	1.0	1.5	1.5			
1-2 Mild	2.2	2.0	2.0			
DCD Moderate to SP	0.0	1.0	0.0			
Totals	3.2	4.5	3.5	-1.0		
Burnside Elementary						
3-5 Mild	3.2	3.4	3.0			
DCDMM/SP		0.2	1.0			
Totals	3.2	3.6	4.0	0.4		
Twin Bluff Middle						
6-8 Mild	4.0	4.0	4.0			
ASD	0.4	0.4	0.4		Contract with GCED	
DCD Moderate to SP	1.6	2.0	1.0			
Totals	6.0	6.4	5.4	-1.0		
Red Wing High School						
9-12 Mild	3.9	4.3	4.3			
ASD	0.6	0.6	0.2		Contract with GCED	
DCD Moderate to SP	3.4	3.0	3.0			
Transition	0.4	0.0	0.0			
Totals	8.3	7.9	7.5	-0.4		
ALC						
Towerview	0.3	0.3	0.3			
Afterschool ALC	0.2	0.2	0.2			
Homebound	0.8	0.9	0.5			
Totals	1.3	1.4	1.0	-0.4		
District-wide Staffing						
Administration	2.0	1.6	1.5			
DAPE	1.0	1.2	1.2			
Speech	5.4	5.4	5.4		1.0 Contract with GCED	
Psychologist	2.3	2.3	2.3		0.5 Contract with GCED*	
Social Worker	2.5	2.5	2.5			
POHI	0.6	0.6	0.6			
Physical Therapy	1.4	1.4	1.4			
Occupational Therapy	1.3	1.3	1.3			
COTA	1.0	1.0	1.0			
Nurse	0.1	0.1	0.1			
Vision	0.32	0.1	0.1		Contract with GCED	
Deaf/HH	1.6	1.5	1.5		0.5 Contract with GCED	
Music Therapy	0.8	0.8	0.8			
Assistive Technology	0.3	0.3	0.4		0.4 Contract with GCED	
Totals	20.62	20.1	20.1	0.00		
Total Staffing	46.62	48.4	46.0	-2.40		
Additions						
Reductions						

*plus 1.0 Purchase of Service for Ron Allen

School/Grade	05-06 Staff	06-07 Staff	Total Difference	Comments	Staff-Personnel Actions
Colvill					
Ages 0-2	1.0	1.0			
Ages 3-5	2.6	3.0			
ASD	0.4	0.5			
Totals	4.0	4.5	0.5	new ECSE position share Colvill/Sunnyside	Post
Sunnyside Elementary					
K-Resource	1.0	1.5		new ECSE position share Colvill/Sunnyside	Post
1-2 Mild	2.2	2.0			
DCD Moderate to SP	0.0	1.0		new position	Post
Totals	3.2	4.5	1.3		
Burnside Elementary					
3-5 Mild	3.2	3.4		Lynne Ddeb. O. contract?	
Totals	3.2	3.4	0.2		
Twin Bluff Middle					
6-8 Mild	4.0	4.0			
ASD	0.4	0.0			
DCD Moderate to SP	1.6	2.0		new position	Post/-Deb O. contract?
Totals	6.0	6.0	0.0		
Red Wing High School					
9-12 Mild	3.9	4.3		Transfer Julie S.	
ASD	0.6	0.6			
DCD Moderate to SP	3.4	3.0			
Totals	7.9	7.9	0.0		
ALC					
Towerview	0.3	0.5		Confirm with Kathy R	
Afterschool ALC	0.2	0.2			
Homebound	0.8	1.3			
Totals	1.3	2.0	0.7		
District-wide Staffing					
Administration	2.0	2.0			
DAPE	1.0	1.4			
Speech	5.4	5.4			
Psychologist	2.5	2.5			
Social Worker	2.5	2.5			
POHI	0.6	0.6			
Physical Therapy	1.4	1.4			
Occupational Therapy	1.3	1.3			
COTA	1.0	1.0			
Nurse	1.0	1.0			
Vision	0.32	0.1		GCED will Contract	
Deaf/HH	1.6	1.5		GCED will Contract	
Music Therapy	0.8	0.8			
Assistive Technology	0.3	0.3			
ELL	1.5	1.5			
Totals	23.22	23.3	0.08		
Total Staffing	48.82	51.6	2.78		

Additions					
Reductions					

- VI. **New Business:**
 - A. 2022-23 Goodhue County Education District Calendar

Goodhue County Education District 2022 - 2023 Calendar

GCED Board Approved on March 24, 2022

*The calendar may be adjusted due to school closures or other circumstances

School Closed (No students or staff)
Teacher PD/Work Day (No students)
Late Start/Tchr PLC
Conferences
First/Last Day of Quarter
New Teacher Orientation

July 2022

Su	Mo	Tu	We	Th	Fr	Sa
					1	2
3	4	5	6	7	8	9
10	11	12	13	14	15	16
17	18	19	20	21	22	23
24	25	26	27	28	29	30

GCED - 0 Student/0 Staff Day

January 2023

Su	Mo	Tu	We	Th	Fr	Sa
1	2	3	4	5	6	7
8	9	10	11	12	13	14
15	16	17	18	19	20	21
22	23	24	25	26	27	28
29	30	31				

GCED - 20 Student/21 Staff Days

August 2022

Su	Mo	Tu	We	Th	Fr	Sa
31	1	2	3	4	5	6
7	8	9	10	11	12	13
14	15	16	17	18	19	20
21	22	23	24	25	26	27
28	29	30	31			

GCED - 0 Student/5 Staff Days

February 2023

Su	Mo	Tu	We	Th	Fr	Sa
			1	2	3	4
5	6	7	8	9	10	11
12	13	14	15	16	17	18
19	20	21	22	23	24	25
26	27	28				

GCED - 19 Student/20 Staff Days

- 23 - GCED New Teacher Day
- 24 - All County New Teacher Orientation
- 25 - All County PD Day
- 26 - GCED Teacher Work Day
- 29 - GCED Teacher PD/Work
- 30 - GCED Teacher PD/Work
- 31 - GCED Teacher PD/Work/Conf
- 31 - RBEC/TV/5RO Open House

- 2 - No School/No Teachers
- 11 - RBEC/TV/5RO Teacher PLC 2 Hr Late Start
- 20 - Last Day of Semester 1/Quarter 2
- 23 - GCED Teacher PD/Work
- 24 - 1st Day of Semester 2/Quarter 3

September 2022

Su	Mo	Tu	We	Th	Fr	Sa
				1	2	3
4	5	6	7	8	9	10
11	12	13	14	15	16	17
18	19	20	21	22	23	24
25	26	27	28	29	30	

GCED - 19 Student/20 Staff Days

March 2023

Su	Mo	Tu	We	Th	Fr	Sa
			1	2	3	4
5	6	7	8	9	10	11
12	13	14	15	16	17	18
19	20	21	22	23	24	25
26	27	28	29	30	31	

GCED - 18 Student/18 Staff Days

- 1 - GCED Teacher Work Day
- 5 - No School (Labor Day)
- 6 - First Student Day
- 14 - RBEC/TV/5RO Teacher PLC 2 Hr Late Start

- 8 - RBEC/TV/5RO Teacher PLC 2 Hr Late Start
- 20 - GCED Teacher PD/Work

October 2022

Su	Mo	Tu	We	Th	Fr	Sa
						1
2	3	4	5	6	7	8
9	10	11	12	13	14	15
16	17	18	19	20	21	22
23	24	25	26	27	28	29
30	31					

GCED - 19 Student/19 Staff Days

April 2023

Su	Mo	Tu	We	Th	Fr	Sa
						1
2	3	4	5	6	7	8
9	10	11	12	13	14	15
16	17	18	19	20	21	22
23	24	25	26	27	28	29

GCED - 19 Student/19 Staff Days

- 11 - RBEC/TV/5RO PT Conf
- 12 - RBEC/TV/5RO Teacher PLC 2 Hr Late Start
- 20 - 21 - No School (Fall Break)

- 8 - RBEC/TV/5RO Teacher PLC 2 Hr Late Start
- 9 - RBEC/TV/5RO PT Conf
- 24 - End of Quarter
- 27-31 - Spring Break

November 2022

Su	Mo	Tu	We	Th	Fr	Sa
		1	2	3	4	5
6	7	8	9	10	11	12
13	14	15	16	17	18	19
20	21	22	23	24	25	26
27	28	29	30			

GCED - 19 Student/20 Staff Days

May 2023

Su	Mo	Tu	We	Th	Fr	Sa
	1	2	3	4	5	6
7	8	9	10	11	12	13
14	15	16	17	18	19	20
21	22	23	24	25	26	27
28	29	30	31			

GCED - 22 Student/22 Staff Days

- 4 - Last Day of Quarter 1
- 7 - GCED Teacher PD/Work
- 8 - RBEC 1st Day of Quarter 2
- 9 - RBEC/TV/5RO Teacher PLC 2 Hr Late Start
- 24-25 - No School (Thanksgiving Break)

- 8 - RBEC/TV/5RO Teacher PLC 2 Hr Late Start
- 29 - Memorial Day/School Closed

December 2022

Su	Mo	Tu	We	Th	Fr	Sa
				1	2	3
4	5	6	7	8	9	10
11	12	13	14	15	16	17
18	19	20	21	22	23	24
25	26	27	28	29	30	31

GCED - 16 Student/16 Staff Days

June 2023

Su	Mo	Tu	We	Th	Fr	Sa
			1	2	3	

GCED - 1 Student/2 Staff Days

- 14 - RBEC/TV/5RO Teacher PLC 2 Hr Late Start
- 24-31 - No School GCED Winter Break

- 1 - Last Student Day
- 2 - Teacher PD/Work Day
- 3 - 5RO Graduation

Student Days - RBEC/TV/5RO = 172 Staff Days = 186

RBEC Staff = 172 Student + 10 PD/Work + 1 Conf/Open House + 1 PCM training + 2 Flex PD Days

5RO/Itinerant/Towerview Staff = 172 Student + 10 PD/Work + 1 Conf/Open House + 3 Flex PD Days

Semester 1 = 89; Semester 2 = 85

Qtr 1 = 42; Qtr 2 = 45; Qtr 3 = 43; Qtr 4 = 42

- B. Organization Chart Proposal
- C. STOPit Program
- D. Non-Renewals:

Member _____ introduced the following resolution and _____ moved its adoption:

**RESOLUTION RELATING TO THE TERMINATION
AND NONRENEWAL OF THE TEACHING CONTRACT
OF CRAIG WALTHER,
A PROBATIONARY TEACHER**

WHEREAS, Craig Walther is a probationary teacher in Goodhue County Education District No. 6051-61.

BE IT RESOLVED, by the Board of Education District No. 6051-61 that pursuant to Minnesota Statutes 122A.40, Subdivision 5, that the teaching contract of Craig Walther, a probationary teacher in Education District No. 6051-61, is hereby terminated at the close of the current 2021-2022

BE IT FURTHER RESOLVED that written notice be sent to said teacher regarding termination and non-renewal of contract as provided by law, and that said notice shall be in substantially the following form:

**NOTICE OF TERMINATION
AND NON-RENEWAL**

Craig Walther
709 Sanford St.
Red Wing, MN 55066

Dear Mr. Walther:

You are hereby notified that at a school board meeting of the Board of Education District No. 6051-61 held on March 24, 2022 was adopted by a majority roll call vote to terminate your contract effective at the end of the current school year and not to renew your contract for the 2022-2023 school year. Said action of the Board is taken pursuant to M.S. 122A.40, Subd. 5.

You may officially request that the Education District Board give its reasons for the non-renewal of your teaching contract. However, such request should be received within ten days after the receipt of this notice.

For your information, this action is taken because of one of the following reasons listed below:

- Lack of Pupils
- Financial Limitations
- Merger of Classes Caused by Consolidation
- Discontinuance of Position
- District Standards
- Lack of Appropriate Licensure

Yours very truly,

Goodhue County Education District Board of 6051-61

Officer of Business Affairs

The motion for the adoption of the foregoing resolution was duly seconded by

_____ and upon vote being taken thereon, the following voted in favor thereof:

and the following voted against the same: _____

where upon said resolution was declared duly passed and adopted.

Member _____ introduced the following resolution and _____ moved its adoption:

**RESOLUTION RELATING TO THE TERMINATION
AND NONRENEWAL OF THE TEACHING CONTRACT
OF BECKY NORTON,
A PROBATIONARY TEACHER**

WHEREAS, Becky Norton is a probationary teacher in Goodhue County Education District No. 6051-61.

BE IT RESOLVED, by the Board of Education District No. 6051-61 that pursuant to Minnesota Statutes 122A.40, Subdivision 5, that the teaching contract of Becky Norton, a probationary teacher in Education District No. 6051-61, is hereby terminated at the close of the current 2021-2022 school year.

BE IT FURTHER RESOLVED that written notice be sent to said teacher regarding termination and non-renewal of contract as provided by law, and that said notice shall be in substantially the following form:

**NOTICE OF TERMINATION
AND NON-RENEWAL**

Becky Norton
515 Stanley St.
Red Wing, MN 55066

Dear Ms. Norton:

You are hereby notified that at a school board meeting of the Board of Education District No. 6051-61 held on March 24, 2022 was adopted by a majority roll call vote to terminate your contract effective at the end of the current school year and not to renew your contract for the 2022-2023 school year. Said action of the Board is taken pursuant to M.S. 122A.40, Subd. 5.

You may officially request that the Education District Board give its reasons for the non-renewal of your teaching contract. However, such request should be received within ten days after the receipt of this notice.

For your information, this action is taken because of one of the following reasons listed below:

- Lack of Pupils
- Financial Limitations
- Merger of Classes Caused by Consolidation
- Discontinuance of Position
- District Standards
- Lack of Appropriate Licensure

Yours very truly,

Goodhue County Education District Board of 6051-61

Officer of Business Affairs

The motion for the adoption of the foregoing resolution was duly seconded by

_____ and upon vote being taken thereon, the following voted in favor thereof:

and the following voted against the same: _____

where upon said resolution was declared duly passed and adopted.

Member _____ introduced the following resolution and _____ moved its adoption:

**RESOLUTION RELATING TO THE TERMINATION
AND NONRENEWAL OF THE TEACHING CONTRACT
OF RYAN PAULSON,
A PROBATIONARY TEACHER**

WHEREAS, Ryan Paulson is a probationary teacher in Goodhue County Education District No. 6051-61.

BE IT RESOLVED, by the Board of Education District No. 6051-61 that pursuant to Minnesota Statutes 122A.40, Subdivision 5, that the teaching contract of Ryan Paulson, a probationary teacher in Education District No. 6051-61, is hereby terminated at the close of the current 2021-2022 school year.

BE IT FURTHER RESOLVED that written notice be sent to said teacher regarding termination and non-renewal of contract as provided by law, and that said notice shall be in substantially the following form:

**NOTICE OF TERMINATION
AND NON-RENEWAL**

Ryan Paulson
113 S. 9th St.
River Falls, WI 54022

Dear Mr. Paulson:

You are hereby notified that at a school board meeting of the Board of Education District No. 6051-61 held on March 24, 2022 was adopted by a majority roll call vote to terminate your contract effective at the end of the current school year and not to renew your contract for the 2022-2023 school year. Said action of the Board is taken pursuant to M.S. 122A.40, Subd. 5.

You may officially request that the Education District Board give its reasons for the non-renewal of your teaching contract. However, such request should be received within ten days after the receipt of this notice.

For your information, this action is taken because of one of the following reasons listed below:

- Lack of Pupils
- Financial Limitations
- Merger of Classes Caused by Consolidation
- Discontinuance of Position
- District Standards
- Lack of Appropriate Licensure

Yours very truly,

Goodhue County Education District Board of 6051-61

Officer of Business Affairs

The motion for the adoption of the foregoing resolution was duly seconded by

_____ and upon vote being taken thereon, the following voted in favor thereof:

82

and the following voted against the same: _____

where upon said resolution was declared duly passed and adopted.

Member _____ introduced the following resolution and _____ moved its adoption:

**RESOLUTION RELATING TO THE TERMINATION
AND NONRENEWAL OF THE TEACHING CONTRACT
OF STEPHANIE SCHILTZ,
A PROBATIONARY TEACHER.**

WHEREAS, Elizabeth Runquist is a probationary teacher in Goodhue County Education District No. 6051-61.

BE IT RESOLVED, by the Board of Education District No. 6051-61 that pursuant to Minnesota Statutes 122A.40, Subdivision 5, that the teaching contract of Elizabeth Runquist, a probationary teacher in Education District No. 6051-61, is hereby terminated at the close of the current 2021-2022 school year.

BE IT FURTHER RESOLVED that written notice be sent to said teacher regarding termination and non-renewal of contract as provided by law, and that said notice shall be in substantially the following form:

**NOTICE OF TERMINATION
AND NON-RENEWAL**

Elizabeth Runquist
1945 Gernentz Ln.
Red Wing, MN 55066

Dear Ms. Runquist:

You are hereby notified that at a school board meeting of the Board of Education District No. 6051-61 held on March 24, 2022 a resolution was adopted by a majority roll call vote to terminate your contract effective at the end of the current school year and not to renew your contract for the 2022-2023 school year. Said action of the Board is taken pursuant to M.S. 122A.40, Subd. 5.

You may officially request that the Education District Board give its reasons for the non-renewal of your teaching contract. However, such request should be received within ten days after the receipt of this notice.

For your information, this action is taken because of one of the following reasons listed below:

Lack of Pupils
Financial Limitations
Merger of Classes Caused by Consolidation
Discontinuance of Position
District Standards
Lack of Appropriate Licensure

Yours very truly,

Goodhue County Education District Board of 6051-61

Officer of Business Affairs

The motion for the adoption of the foregoing resolution was duly seconded by

_____ and upon vote being taken thereon, the following voted in favor thereof:

83

and the following voted against the same: _____

where upon said resolution was declared duly passed and adopted.

Member _____ introduced the following resolution and _____ moved its adoption:

**RESOLUTION RELATING TO THE TERMINATION
AND NONRENEWAL OF THE TEACHING CONTRACT
OF JONI SCHAKE,
A PROBATIONARY TEACHER.**

WHEREAS, Joni Schake is a probationary teacher in Goodhue County Education District No. 6051-61.

BE IT RESOLVED, by the Board of Education District No. 6051-61 that pursuant to Minnesota Statutes 122A.40, Subdivision 5, that the teaching contract of Joni Schake, a probationary teacher in Education District No. 6051-61, is hereby terminated at the close of the current 2021-2022 school year.

BE IT FURTHER RESOLVED that written notice be sent to said teacher regarding termination and non-renewal of contract as provided by law, and that said notice shall be in substantially the following form:

**NOTICE OF TERMINATION
AND NON-RENEWAL**

Joni Schake
1107 N. Prairie St.
Lake City, MN 55041

Dear Ms. Schake:

You are hereby notified that at a school board meeting of the Board of Education District No. 6051-61 held on March 24, 2022, a resolution was adopted by a majority roll call vote to terminate your contract effective at the end of the current school year and not to renew your contract for the 2022-2023 school year. Said action of the Board is taken pursuant to M.S. 122A.40, Subd. 5.

You may officially request that the Education District Board give its reasons for the non-renewal of your teaching contract. However, such request should be received within ten days after the receipt of this notice.

For your information, this action is taken because of one of the following reasons listed below:

- Lack of Pupils
- Financial Limitations
- Merger of Classes Caused by Consolidation
- Discontinuance of Position
- District Standards
- Lack of Appropriate Licensure

Yours very truly,

Goodhue County Education District Board of 6051-61

Officer of Business Affairs

The motion for the adoption of the foregoing resolution was duly seconded by _____

and the following voted against the same: _____ 84

where upon said resolution was declared duly passed and adopted.

Member _____ introduced the following resolution and _____ moved its adoption:

**RESOLUTION RELATING TO THE TERMINATION
AND NONRENEWAL OF THE TEACHING CONTRACT
OF STEPHANIE SCHILTZ,
A PROBATIONARY TEACHER.**

WHEREAS, Stephanie Schiltz is a probationary teacher in Goodhue County Education District No. 6051-61.

BE IT RESOLVED, by the Board of Education District No. 6051-61 that pursuant to Minnesota Statutes 122A.40, Subdivision 5, that the teaching contract of Stephanie Schiltz, a probationary teacher in Education District No. 6051-61, is hereby terminated at the close of the current 2021-2022 school year.

BE IT FURTHER RESOLVED that written notice be sent to said teacher regarding termination and non-renewal of contract as provided by law, and that said notice shall be in substantially the following form:

**NOTICE OF TERMINATION
AND NON-RENEWAL**

Stephanie Schiltz
26386 Ferndale Rd.
Lewiston, MN 55952

Dear Ms. Schiltz:

You are hereby notified that at a school board meeting of the Board of Education District No. 6051-61 held on March 24, 2022 a resolution was adopted by a majority roll call vote to terminate your contract effective at the end of the current school year and not to renew your contract for the 2022-2023 school year. Said action of the Board is taken pursuant to M.S. 122A.40, Subd. 5.

You may officially request that the Education District Board give its reasons for the non-renewal of your teaching contract. However, such request should be received within ten days after the receipt of this notice.

For your information, this action is taken because of one of the following reasons listed below:

- Lack of Pupils
- Financial Limitations
- Merger of Classes Caused by Consolidation
- Discontinuance of Position
- District Standards
- Lack of Appropriate Licensure

Yours very truly,

Goodhue County Education District Board of 6051-61

Officer of Business Affairs

The motion for the adoption of the foregoing resolution was duly seconded by

_____ and upon vote being taken thereon, the following voted in favor thereof:

and the following voted against the same: _____

where upon said resolution was declared duly passed and adopted.

Member _____ introduced the following resolution and _____ moved its adoption:

**RESOLUTION RELATING TO THE TERMINATION
AND NONRENEWAL OF THE TEACHING CONTRACT
OF NATHAN WEESS,
A PROBATIONARY TEACHER.**

WHEREAS, Nathan Weess is a probationary teacher in Goodhue County Education District No. 6051-61.

BE IT RESOLVED, by the Board of Education District No. 6051-61 that pursuant to Minnesota Statutes 122A.40, Subdivision 5, that the teaching contract of Nathan Weess, a probationary teacher in Education District No. 6051-61, is hereby terminated at the close of the current 2021-2022 school year.

BE IT FURTHER RESOLVED that written notice be sent to said teacher regarding termination and non-renewal of contract as provided by law, and that said notice shall be in substantially the following form:

**NOTICE OF TERMINATION
AND NON-RENEWAL**

Nathan Weess
1902 West 5th St.
Red Wing, MN 55066

Dear Mr. Weess:

You are hereby notified that at a school board meeting of the Board of Education District No. 6051-61 held on March 24, 2022 a resolution was adopted by a majority roll call vote to terminate your contract effective at the end of the current school year and not to renew your contract for the 2022-2023 school year. Said action of the Board is taken pursuant to M.S. 122A.40, Subd. 5.

You may officially request that the Education District Board give its reasons for the non-renewal of your teaching contract. However, such request should be received within ten days after the receipt of this notice.

For your information, this action is taken because of one of the following reasons listed below:

- Lack of Pupils
- Financial Limitations
- Merger of Classes Caused by Consolidation
- Discontinuance of Position
- District Standards
- Lack of Appropriate Licensure

Yours very truly,

Goodhue County Education District Board of 6051-61

Officer of Business Affairs

The motion for the adoption of the foregoing resolution was duly seconded by

_____ and upon vote being taken thereon, the following voted in favor thereof:

and the following voted against the same: _____ 86

where upon said resolution was declared duly passed and adopted.

Member _____ introduced the following resolution and _____ moved its adoption:

**RESOLUTION RELATING TO THE TERMINATION
AND NONRENEWAL OF THE TEACHING CONTRACT
OF PAUL PUTT,
A PROBATIONARY TEACHER**

WHEREAS, Paul Putt is a probationary teacher in Goodhue County Education District No. 6051-61.

BE IT RESOLVED, by the Board of Education District No. 6051-61 that pursuant to Minnesota Statutes 122A.40, Subdivision 5, that the teaching contract of Paul Putt, a probationary teacher in Education District No. 6051-61, is hereby terminated at the close of the current 2021-2022 school year.

BE IT FURTHER RESOLVED that written notice be sent to said teacher regarding termination and non-renewal of contract as provided by law, and that said notice shall be in substantially the following form:

**NOTICE OF TERMINATION
AND NON-RENEWAL**

Paul Putt
20150 Erickson Path
Farmington, MN 55024

Dear Mr. Putt:

You are hereby notified that at a school board meeting of the Board of Education District No. 6051-61 held on March 24, 2022 was adopted by a majority roll call vote to terminate your contract effective at the end of the current school year and not to renew your contract for the 2022-2023 school year. Said action of the Board is taken pursuant to M.S. 122A.40, Subd. 5.

You may officially request that the Education District Board give its reasons for the non-renewal of your teaching contract. However, such request should be received within ten days after the receipt of this notice.

For your information, this action is taken because of one of the following reasons listed below:

- Lack of Pupils
- Financial Limitations
- Merger of Classes Caused by Consolidation
- Discontinuance of Position
- District Standards
- Lack of Appropriate Licensure

Yours very truly,

Goodhue County Education District Board of 6051-61

Officer of Business Affairs

The motion for the adoption of the foregoing resolution was duly seconded by

_____ and upon vote being taken thereon, the following voted in favor thereof:

87

and the following voted against the same: _____

where upon said resolution was declared duly passed and adopted.

- VII. **Other:**
- VIII. **Comments: Board/Director**
- IX. **Next Meeting Date: Thursday, April 28th at 7:00 PM at the River Bluff Education Center in Red Wing.**
- X. **Adjournment**