

GOODHUE COUNTY EDUCATION DISTRICT BOARD AGENDA

Wednesday, April 22, 2020 at 7:00 PM

River Bluff Education Center, Red Wing

395 Guernsey Ln

Red Wing, MN 55066

AGENDA

- I. **Call to Order/Adoption of Agenda:** Action Needed
- II. **Consent Agenda:** Action Needed
- A. Approval of Claims: Kevin Anderson (please come 15 minutes early)

Goodhue County Ed District Payment Reg by Bank and Check

| Co | Bank | Batch | Pmt No | Check No | Pay Type | Grp Code | Rcd | Vendor | Print | Recon | Void | Curr | Pay/Void | Amount |
|------|------|-------|--------|----------|----------|----------|-------|----------------------------------|-------|-------|------|------|------------|-----------|
| | | | | | | | | | | | | | Date | |
| 6051 | MERC | | 34363 | | Wire | 1 | 2216 | KWIK TRIP EXTENDED NETWORK | No | Yes | No | USD | 03/19/2020 | 836.75 |
| 6051 | MERC | | 34364 | | Wire | 1 | 04060 | PERA-PUBLIC EMPLOYEES RETIREMT | No | Yes | No | USD | 03/30/2020 | 5,886.92 |
| 6051 | MERC | | 34365 | | Wire | 1 | 04062 | MN TEACHERS RETIREMENT ASSOC | No | Yes | No | USD | 03/30/2020 | 31,022.42 |
| 6051 | MERC | | 34366 | | Wire | 1 | 2284 | E. B. C., LLC /ACS | No | Yes | No | USD | 03/30/2020 | 10,415.41 |
| 6051 | MERC | | 34367 | | Wire | 1 | 2392 | US Dept of Treasury | No | Yes | No | USD | 03/30/2020 | 55,903.04 |
| 6051 | MERC | | 34368 | | Wire | 1 | 2396 | MN Dept of Revenue | No | Yes | No | USD | 03/30/2020 | 9,169.66 |
| 6051 | MERC | | 34369 | | Wire | 1 | 2501 | Merchants Bank | No | Yes | No | USD | 03/30/2020 | 2,445.22 |
| 6051 | MERC | | 34373 | | Wire | 1 | 04060 | PERA-PUBLIC EMPLOYEES RETIREMT | No | No | No | USD | 03/31/2020 | 1,773.49 |
| 6051 | MERC | | 34374 | | Wire | 1 | 04062 | MN TEACHERS RETIREMENT ASSOC | No | No | No | USD | 03/31/2020 | 13,330.05 |
| 6051 | MERC | | 34375 | | Wire | 1 | 2284 | E. B. C., LLC /ACS | No | No | No | USD | 03/31/2020 | 7,170.05 |
| 6051 | MERC | | 34376 | | Wire | 1 | 2392 | US Dept of Treasury | No | No | No | USD | 03/31/2020 | 24,824.02 |
| 6051 | MERC | | 34377 | | Wire | 1 | 2396 | MN Dept of Revenue | No | No | No | USD | 03/31/2020 | 3,515.48 |
| 6051 | MERC | | 34407 | | Wire | 1 | 04060 | PERA-PUBLIC EMPLOYEES RETIREMT | No | No | No | USD | 04/15/2020 | 8,133.28 |
| 6051 | MERC | | 34408 | | Wire | 1 | 04062 | MN TEACHERS RETIREMENT ASSOC | No | No | No | USD | 04/15/2020 | 30,918.26 |
| 6051 | MERC | | 34409 | | Wire | 1 | 2284 | E. B. C., LLC /ACS | No | No | No | USD | 04/15/2020 | 10,292.58 |
| 6051 | MERC | | 34410 | | Wire | 1 | 2392 | US Dept of Treasury | No | No | No | USD | 04/15/2020 | 61,313.14 |
| 6051 | MERC | | 34411 | | Wire | 1 | 2396 | MN Dept of Revenue | No | No | No | USD | 04/15/2020 | 10,162.34 |
| 6051 | MERC | | 34412 | | Wire | 1 | 2501 | Merchants Bank | No | No | No | USD | 04/15/2020 | 2,345.22 |
| 6051 | MERC | | 34435 | | Wire | 1 | 1280 | DELTA DENTAL PLAN OF MN | No | No | No | USD | 04/15/2020 | 4,397.60 |
| 6051 | MERC | | 34436 | | Wire | 1 | 2424 | WAL-MART COMMUNITY | No | No | No | USD | 04/15/2020 | 936.95 |
| 6051 | MERC | | 34437 | | Wire | 1 | 3329 | CHASE CARD SERVICES | No | No | No | USD | 04/15/2020 | 9,110.60 |
| 6051 | MERC | | 34359 | 18134 | Check | 1 | 3415 | AMAZON CAPITAL SERVICES | Yes | Yes | No | USD | 03/19/2020 | 3,371.87 |
| 6051 | MERC | | 34342 | 18135 | Check | 1 | 2855 | DODGE-BRAGE MOLLY | Yes | Yes | No | USD | 03/19/2020 | 65.55 |
| 6051 | MERC | | 34344 | 18136 | Check | 1 | 2871 | EMC Insurance Companies | Yes | Yes | No | USD | 03/19/2020 | 11,540.36 |
| 6051 | MERC | | 34354 | 18137 | Check | 1 | 3232 | ENTERPRISE FM TRUST | Yes | Yes | No | USD | 03/19/2020 | 1,724.94 |
| 6051 | MERC | | 34351 | 18138 | Check | 1 | 3126 | FERNBROOK FAMILY CENTER | Yes | Yes | No | USD | 03/19/2020 | 29,781.13 |
| 6051 | MERC | | 34338 | 18139 | Check | 1 | 2531 | FIRST STUDENT | Yes | Yes | No | USD | 03/19/2020 | 305.18 |
| 6051 | MERC | | 34348 | 18140 | Check | 1 | 3072 | FRONTLINE TECHNOLOGIES GROUP, L | Yes | Yes | No | USD | 03/19/2020 | 2,201.85 |
| 6051 | MERC | | 34337 | 18141 | Check | 1 | 2476 | GNOTKE, NICOLE | Yes | Yes | No | USD | 03/19/2020 | 47.52 |
| 6051 | MERC | | 34350 | 18142 | Check | 1 | 3108 | GOVERNMENT LEASING & FINANCE, IN | Yes | Yes | No | USD | 03/19/2020 | 39,979.82 |
| 6051 | MERC | | 34331 | 18143 | Check | 1 | 09162 | HILLYARD FLOOR CARE SUPPLY | Yes | Yes | No | USD | 03/19/2020 | 636.59 |
| 6051 | MERC | | 34333 | 18144 | Check | 1 | 2174 | INNOVATIVE OFFICE SOLUTIONS | Yes | Yes | No | USD | 03/19/2020 | 275.66 |
| 6051 | MERC | | 34362 | 18145 | Check | 1 | 3440 | KING, BRANDON | Yes | Yes | No | USD | 03/19/2020 | 92.79 |
| 6051 | MERC | | 34336 | 18146 | Check | 1 | 2330 | LaCRESCENT-HOKAH PUBLIC SCHOOL | Yes | No | No | USD | 03/19/2020 | 3,969.13 |
| 6051 | MERC | | 34346 | 18147 | Check | 1 | 2960 | LANGUAGE LINE SERVICES | Yes | Yes | No | USD | 03/19/2020 | 32.10 |
| 6051 | MERC | | 34360 | 18148 | Check | 1 | 3417 | LEMMON, KELSEY | Yes | Yes | No | USD | 03/19/2020 | 13.80 |
| 6051 | MERC | | 34352 | 18149 | Check | 1 | 3184 | MCLAREN, ARLIE | Yes | Yes | No | USD | 03/19/2020 | 285.78 |
| 6051 | MERC | | 34358 | 18150 | Check | 1 | 3362 | MCNALLIE, LAURIE | Yes | No | No | USD | 03/19/2020 | 80.20 |
| 6051 | MERC | | 34329 | 18151 | Check | 1 | 02672 | METRO SALES, INC. | Yes | Yes | No | USD | 03/19/2020 | 147.00 |

Goodhue County Ed District Payment Reg by Bank and Check

| Co | Bank | Batch | Pmt No | Check No | Pay Type | Grp Code | Rcd | Vendor | Print | Recon | Void | Curr | Pay/Void | Amount |
|------|------|-------|--------|----------|----------|----------|-----|--|-------|-------|------|------|------------|------------|
| | | | | | | | | | | | | | Date | |
| 6051 | MERC | | 34340 | 18152 | Check | 1 2655 | | MITCHELL HEIDI | Yes | Yes | No | USD | 03/19/2020 | 238.05 |
| 6051 | MERC | | 34341 | 18153 | Check | 1 2711 | | MN PEIP | Yes | Yes | No | USD | 03/19/2020 | 102,705.08 |
| 6051 | MERC | | 34334 | 18154 | Check | 1 2200 | | PETERSEN, LYNNE | Yes | Yes | No | USD | 03/19/2020 | 427.23 |
| 6051 | MERC | | 34332 | 18155 | Check | 1 1150 | | PHONAK, LLC | Yes | Yes | No | USD | 03/19/2020 | 1,612.00 |
| 6051 | MERC | | 34355 | 18156 | Check | 1 3282 | | PRESENCE LEARNING, INC | Yes | Yes | No | USD | 03/19/2020 | 2,607.90 |
| 6051 | MERC | | 34357 | 18157 | Check | 1 3342 | | RASMUSSEN, AMBER | Yes | Yes | No | USD | 03/19/2020 | 11.50 |
| 6051 | MERC | | 34345 | 18158 | Check | 1 2951 | | SHI | Yes | Yes | No | USD | 03/19/2020 | 7,894.00 |
| 6051 | MERC | | 34349 | 18159 | Check | 1 3078 | | SHRED-N-GO | Yes | Yes | No | USD | 03/19/2020 | 43.73 |
| 6051 | MERC | | 34361 | 18160 | Check | 1 3431 | | SMITH, SONIA | Yes | Yes | No | USD | 03/19/2020 | 440.80 |
| 6051 | MERC | | 34356 | 18161 | Check | 1 3339 | | SOLOPROTECT | Yes | Yes | No | USD | 03/19/2020 | 1,992.00 |
| 6051 | MERC | | 34353 | 18162 | Check | 1 3222 | | SPERGER, SARAH | Yes | Yes | No | USD | 03/19/2020 | 311.65 |
| 6051 | MERC | | 34339 | 18163 | Check | 1 2585 | | TEACHERS ON CALL | Yes | Yes | No | USD | 03/19/2020 | 1,996.47 |
| 6051 | MERC | | 34347 | 18164 | Check | 1 3011 | | U.S. BANK EQUIPMENT FINANCE | Yes | Yes | No | USD | 03/19/2020 | 252.00 |
| 6051 | MERC | | 34335 | 18165 | Check | 1 2303 | | WABASHA-KELLOGG PUBLIC SCHOOL | Yes | Yes | No | USD | 03/19/2020 | 146.05 |
| 6051 | MERC | | 34330 | 18166 | Check | 1 02880 | | XCEL ENERGY | Yes | Yes | No | USD | 03/19/2020 | 3,982.98 |
| 6051 | MERC | | 34343 | 18167 | Check | 1 2864 | | ZORN, ALICIA | Yes | No | No | USD | 03/19/2020 | 14.95 |
| 6051 | MERC | | 34371 | 18168 | Check | 1 1984 | | E. B. C., LLC/Flex | Yes | No | No | USD | 03/31/2020 | 896.83 |
| 6051 | MERC | | 34370 | 18169 | Check | 1 09118 | | EDUCATION MN - GCED | Yes | No | No | USD | 03/31/2020 | 2,398.15 |
| 6051 | MERC | | 34372 | 18170 | Check | 1 3235 | | Goodhue Co Ed Dist Paraprofessional Unic | Yes | No | No | USD | 03/31/2020 | 240.32 |
| 6051 | MERC | | 34403 | 18171 | Check | 1 3415 | | AMAZON CAPITAL SERVICES | Yes | No | No | USD | 04/01/2020 | 896.19 |
| 6051 | MERC | | 34392 | 18172 | Check | 1 2898 | | ANDERSON, STACEY | Yes | No | No | USD | 04/01/2020 | 32.77 |
| 6051 | MERC | | 34381 | 18173 | Check | 1 09427 | | ARENDR, RENE | Yes | No | No | USD | 04/01/2020 | 128.80 |
| 6051 | MERC | | 34393 | 18174 | Check | 1 2990 | | BARTELMA, ABBY | Yes | No | No | USD | 04/01/2020 | 172.50 |
| 6051 | MERC | | 34383 | 18175 | Check | 1 1497 | | BODENHAMER, SUSAN | Yes | No | No | USD | 04/01/2020 | 107.18 |
| 6051 | MERC | | 34398 | 18176 | Check | 1 3220 | | BORAAS, TIFFANY | Yes | No | No | USD | 04/01/2020 | 55.24 |
| 6051 | MERC | | 34389 | 18177 | Check | 1 2554 | | CPI | Yes | No | No | USD | 04/01/2020 | 150.00 |
| 6051 | MERC | | 34385 | 18178 | Check | 1 1890 | | DAHLING, SARA | Yes | No | No | USD | 04/01/2020 | 55.20 |
| 6051 | MERC | | 34391 | 18179 | Check | 1 2855 | | DODGE-BRAGE MOLLY | Yes | No | No | USD | 04/01/2020 | 27.02 |
| 6051 | MERC | | 34387 | 18180 | Check | 1 2284 | | E. B. C., LLC /ACS | Yes | No | No | USD | 04/01/2020 | 115.41 |
| 6051 | MERC | | 34379 | 18181 | Check | 1 09118 | | EDUCATION MN - GCED | Yes | No | Yes | USD | 04/01/2020 | 0.00 |
| 6051 | MERC | | 34388 | 18182 | Check | 1 2476 | | GNOTKE, NICOLE | Yes | No | No | USD | 04/01/2020 | 76.55 |
| 6051 | MERC | | 34380 | 18183 | Check | 1 09162 | | HILLYARD FLOOR CARE SUPPLY | Yes | No | No | USD | 04/01/2020 | 334.41 |
| 6051 | MERC | | 34397 | 18184 | Check | 1 3205 | | HU, HAIYUN | Yes | No | No | USD | 04/01/2020 | 13.80 |
| 6051 | MERC | | 34386 | 18185 | Check | 1 2174 | | INNOVATIVE OFFICE SOLUTIONS | Yes | No | No | USD | 04/01/2020 | 71.04 |
| 6051 | MERC | | 34402 | 18186 | Check | 1 3360 | | JACK, NICOLE | Yes | No | No | USD | 04/01/2020 | 39.50 |
| 6051 | MERC | | 34378 | 18187 | Check | 1 00367 | | KENYON-WANAMINGO PUBLIC SCHOC | Yes | No | No | USD | 04/01/2020 | 900.00 |
| 6051 | MERC | | 34405 | 18188 | Check | 1 3441 | | KING, ANDREA | Yes | No | No | USD | 04/01/2020 | 24.72 |
| 6051 | MERC | | 34404 | 18189 | Check | 1 3440 | | KING, BRANDON | Yes | No | No | USD | 04/01/2020 | 30.97 |
| 6051 | MERC | | 34406 | 18190 | Check | 1 3442 | | MINNESOTA HISTORICAL SOCIETY | Yes | No | No | USD | 04/01/2020 | 48.00 |

Goodhue County Ed District Payment Reg by Bank and Check

| Co | Bank | Batch | Pmt No | Check No | Pay Type | Grp Code | Rcd | Vendor | Print | Recon | Void | Curr | Pay/Void | Amount |
|------|------|-------|--------|----------|----------|----------|-------|--|-------|-------|------|------|---------------|--------------|
| | | | | | | | | | | | | | Date | |
| 6051 | MERC | | 34394 | 18191 | Check | 1 | 3002 | MOLDE-BOEDING, JAYNE | Yes | No | No | USD | 04/01/2020 | 153.52 |
| 6051 | MERC | | 34401 | 18192 | Check | 1 | 3296 | MUTUAL OF OMAHA | Yes | No | No | USD | 04/01/2020 | 2,091.42 |
| 6051 | MERC | | 34384 | 18193 | Check | 1 | 1784 | NCS PEARSON, INC. | Yes | No | No | USD | 04/01/2020 | 382.02 |
| 6051 | MERC | | 34382 | 18194 | Check | 1 | 1247 | PESTOP, INC. | Yes | No | No | USD | 04/01/2020 | 50.00 |
| 6051 | MERC | | 34390 | 18195 | Check | 1 | 2585 | TEACHERS ON CALL | Yes | No | No | USD | 04/01/2020 | 3,439.80 |
| 6051 | MERC | | 34396 | 18196 | Check | 1 | 3159 | TESTEN, MARY | Yes | No | No | USD | 04/01/2020 | 33.93 |
| 6051 | MERC | | 34395 | 18197 | Check | 1 | 3011 | U.S. BANK EQUIPMENT FINANCE | Yes | No | No | USD | 04/01/2020 | 304.00 |
| 6051 | MERC | | 34400 | 18198 | Check | 1 | 3236 | WIGGIN, JODI | Yes | No | No | USD | 04/01/2020 | 859.62 |
| 6051 | MERC | | 34399 | 18199 | Check | 1 | 3223 | ZEISSLER, HEATHER | Yes | No | No | USD | 04/01/2020 | 241.50 |
| 6051 | MERC | | 34430 | 18200 | Check | 1 | 3249 | BUCHAL, AMY | Yes | No | No | USD | 04/15/2020 | 146.05 |
| 6051 | MERC | | 34413 | 18201 | Check | 1 | 00433 | CITY OF RED WING | Yes | No | No | USD | 04/15/2020 | 636.81 |
| 6051 | MERC | | 34420 | 18202 | Check | 1 | 2554 | CPI | Yes | No | No | USD | 04/15/2020 | 300.00 |
| 6051 | MERC | | 34419 | 18203 | Check | 1 | 1984 | E. B. C., LLC/Flex | Yes | No | No | USD | 04/15/2020 | 1,021.83 |
| 6051 | MERC | | 34417 | 18204 | Check | 1 | 09118 | EDUCATION MN - GCED | Yes | No | No | USD | 04/15/2020 | 2,398.15 |
| 6051 | MERC | | 34433 | 18205 | Check | 1 | 3437 | FIREFLY COMPUTERS | Yes | No | No | USD | 04/15/2020 | 6,348.00 |
| 6051 | MERC | | 34429 | 18206 | Check | 1 | 3235 | Goodhue Co Ed Dist Paraprofessional Unic | Yes | No | No | USD | 04/15/2020 | 259.32 |
| 6051 | MERC | | 34425 | 18207 | Check | 1 | 3088 | HILLYARD/HUTCHINSON | Yes | No | No | USD | 04/15/2020 | 1,391.68 |
| 6051 | MERC | | 34414 | 18208 | Check | 1 | 01895 | HUB FOOD CENTER | Yes | No | No | USD | 04/15/2020 | 23.19 |
| 6051 | MERC | | 34422 | 18209 | Check | 1 | 2865 | INTELLICENTS | Yes | No | No | USD | 04/15/2020 | 1,250.00 |
| 6051 | MERC | | 34426 | 18210 | Check | 1 | 3097 | K12 MANAGEMENT | Yes | No | No | USD | 04/15/2020 | 775.00 |
| 6051 | MERC | | 34431 | 18211 | Check | 1 | 3337 | KEVIN'S SERVICE | Yes | No | No | USD | 04/15/2020 | 884.22 |
| 6051 | MERC | | 34423 | 18212 | Check | 1 | 2960 | LANGUAGE LINE SERVICES | Yes | No | No | USD | 04/15/2020 | 227.50 |
| 6051 | MERC | | 34421 | 18213 | Check | 1 | 2711 | MN PEIP | Yes | No | No | USD | 04/15/2020 | 57,704.52 |
| 6051 | MERC | | 34415 | 18214 | Check | 1 | 02620 | MSBA | Yes | No | No | USD | 04/15/2020 | 2,100.00 |
| 6051 | MERC | | 34428 | 18215 | Check | 1 | 3233 | O'DONNELL, CASEY | Yes | No | No | USD | 04/15/2020 | 118.45 |
| 6051 | MERC | | 34434 | 18216 | Check | 1 | 3443 | PETERSON, ISAAC | Yes | No | No | USD | 04/15/2020 | 120.75 |
| 6051 | MERC | | 34418 | 18217 | Check | 1 | 09129 | RED WING IND SCHOOL DIST 256 | Yes | No | No | USD | 04/15/2020 | 133,628.61 |
| 6051 | MERC | | 34416 | 18218 | Check | 1 | 03350 | REGION V COMPUTER SERVICES | Yes | No | No | USD | 04/15/2020 | 1,500.50 |
| 6051 | MERC | | 34427 | 18219 | Check | 1 | 3146 | RUNNING SUPPLY INC. | Yes | No | No | USD | 04/15/2020 | 179.54 |
| 6051 | MERC | | 34432 | 18220 | Check | 1 | 3419 | SFRC, LLC-TERRAFORM POWER | Yes | No | No | USD | 04/15/2020 | 1,285.79 |
| 6051 | MERC | | 34424 | 18221 | Check | 1 | 3011 | U.S. BANK EQUIPMENT FINANCE | Yes | No | No | USD | 04/15/2020 | 729.00 |
| | | | | | | | | | | | | | Bank Total: | \$750,529.46 |
| | | | | | | | | | | | | | Report Total: | \$750,529.46 |

B. Approval of March 18, 2020 Minutes

Goodhue County Education District 6051-61

Red Wing, MN

Regular Meeting

March 18, 2020

River Bluff Education Center

5:00 PM

MEMBERS PRESENT: Jerry Stehr; Dawn Balow; Kevin Anderson; Arlen Diercks, Jim Wendt, Katie Lochner

MEMBERS ABSENT:

OTHERS PRESENT: Cherie Johnson; Jackie Paradis; Cindy Luhman

CALL TO ORDER/ADOPT THE AGENDA: Chairperson Dawn Balow called the meeting to order at 5:03 PM. Member Jerry Stehr motioned to adopt the consent agenda. Vice Chair Jim Wendt seconded, motion passed 6-0.

CONSENT AGENDA:

Approval of February 27, 2020 minutes

Approval of Claims: Arlen Diercks (Please come in 15 minutes early) Member Arlen Diercks motioned to approve the claims. Kevin Anderson seconded, motion passed 6-0.

Staff Updates: C Johnson commented that these positions have all been posted. Vice Chair Jim Wendt motioned to approve the staff updates. Member Jerry Stehr seconded, motion passed 6-0.

1. **Resignations:** *Pamela Hellsten, EBD Teacher – RBEC; Becky Gerdes, Inst. Coach - CF*
2. **New Hire:**
3. **Transfers:**
4. **Retirement:**

Public Input:

Reports and Communication:

Business Manager Report- J Paradis reported on the 2019-20 budget as of 2/29/2020. We have received \$6,483,384 or 50.69% of the adopted revenue budget, compared to 54.35% at 2/28/19. In 2018-19 we had received all \$307,000 from Fernbrook by the end of February, which is skewing the prior year to date numbers. We have expended \$6,577,748 or 50.04% of the adopted expense budget, compared to 51.37% at 2/28/19. We will continue to receive the revenue and will need to keep our hourly employees whole. We have some paraprofessional's delivering food and school packets to student's homes throughout the district. Paraprofessionals have been instructed to drop the package off at the doorstep so staff do not have interaction with parents/students. We will be able to use our paraprofessionals to video record books for teachers to be able to use during distance learning.

Old Business:

Teacher Master Agreement Settlement Update: C Johnson commented that this includes a 2.25% salary increase in year 1 and a 2% salary increase in year 2. Moved from an opt in 403b to an opt out 403b. Also added the ability to cash out 2 sick days and have them paid into an HSA account if the teacher maintains a bank of at least 15 sick days. Chairperson Dawn Balow motioned to approve the 2019-2021 Teacher Master Agreement. Vice Chair Jim Wendt seconded, motion passed 6-0.

New Business:

Staff Terminations and Non-Renewals: Chairperson Dawn Balow introduced the Notice of Termination and Non-Renewal for Teacher #1. Vice Chair Jim Wendt motioned to approve. Chairperson Dawn Balow seconded. Motion approved unanimously by a roll call vote. Chairperson Dawn Balow introduced the Notice of Termination and Non-Renewal for Teacher #2. Member Kevin Anderson motioned to approve. Member Arlen Diercks seconded. Motion approved unanimously by a roll call vote. Chairperson Dawn Balow introduced the Notice of Termination and Non-Renewal for Teacher #3. Clerk Katie Lochner motioned to approve. Chairperson Dawn Balow seconded. Motion approved unanimously by a roll call vote. Chairperson Dawn Balow introduced the Notice of Termination and Non-Renewal for Teacher #4. Vice Chair Jim Wendt motioned to approve. Member Arlen Diercks seconded. Motion approved unanimously by a roll call vote. Chairperson Dawn Balow introduced the Notice of Termination and Non-Renewal for Teacher #5. Member Kevin Anderson motioned to approve. Vice Chair Jim Wendt seconded. Motion approved unanimously by a roll call vote. Chairperson Dawn Balow introduced the Notice of Termination and Non-Renewal for Teacher #6. Member Kevin Anderson motioned to approve. Clerk Katie Lochner seconded. Motion approved unanimously by a roll call vote. Chairperson Dawn Balow introduced the Notice of Termination and Non-Renewal for Teacher #7. Member Arlen Diercks motioned to approve. Member Jerry Stehr seconded. Motion approved unanimously by a roll call vote. Chairperson Dawn Balow introduced the Notice of Termination and Non-Renewal for Teacher #8. Member Jerry Stehr motioned to approve. Vice Chair Jim Wendt seconded. Motion approved unanimously by a roll call vote.

Update of Response to COVID-19: C Johnson commented that all of our teachers starting Thursday March 19th will be working from home. All staff have access to technology. Most teachers have their classrooms packed away in case our building is used as an emergency location. Teachers are ready for distance learning. GCED website has updates and FAQ's for special education staff and parents throughout Goodhue County. There is a link for this on the website where we have posted resources for parents and staff. We have designated point people for staff to contact if they have questions.

Habitat Trip: C Johnson commented that this trip has been cancelled. We have received vouchers for the things that have already been booked, but they must be used up within a year, so it will most likely be that we move the trip up to March instead of May. A question was asked if these same students would be able to go next year. C Johnson commented, most likely, except for those that are seniors.

Board Meeting Minute Dissemination: C Johnson mentioned that this was brought to the superintendents at their meeting this morning. Their recommendations were to update the bylaws and do as the other districts do. When we send out the board packet this will be the first time that a board member will see the minutes. Board members can pull up the agenda to report back to their board. C Johnson will draft up language to revise the bylaws.

Other: In the event we are not able to meet in April, C Johnson will be present at the River Bluff Education Center. We will plan to conduct the meeting through Zoom. Claims can be reviewed by looking at the claims report and if questions, J Paradis can scan the invoices to that person.

Comments: Board/Director

Next Meeting Date: Wednesday, April 22nd, 2020 at 7:00 PM at the River Bluff Education Center

Adjournment: Vice Chair Jim Wendt motioned to adjourn. Member Kevin Anderson seconded, motion passed 6-0.

C. Staff Updates:

1. **Resignations:**
2. **New Hire:** *Megan Senechalle, Speech Language Pathologist*
3. **Transfers:**
4. **Re-assignment:**

III. **Public Input:**

IV. **Reports and Communication:**

- A. Business Manager Report

Monthly Bank Reconciliation
March 31, 2020

Bank Statement Date: 3/31/2020

| | |
|--------------------------|--------------|
| MSDLAF | \$3,439.92 |
| MSDMAX | \$619,413.20 |
| MERCHANTS BANK - GENERAL | \$199,994.88 |
| MERCHANTS BANK - PAYROLL | \$52,695.42 |
| MERCHANTS BANK - SWEEP | \$99,096.29 |
| U.S. BANK | \$0.00 |

Ending Balance from Bank Statement \$974,639.71

Add Deposits in Transit:

| Deposit Date | Amount | Deposit Date | Amount |
|--------------|--------|-----------------|--------|
| MSDLAF | \$0.00 | TRANSFER TO SWP | \$0.00 |
| MERCHANTS | \$0.00 | | \$0.00 |
| | \$0.00 | | \$0.00 |

Total Deposits in Transit **\$0.00**

Subtotal **\$974,639.71**

Subtract Outstanding Checks:

| Account | Amount | Account | Amount |
|---------------------|-------------|--------------------|--------|
| BANK OF ZUMBROTA | \$0.00 | TRANSFER FRM SWEEP | \$0.00 |
| U.S. BANK AP CHECKS | \$0.00 | | |
| MERCHANTS - PR | \$307.83 | | |
| MERCHANTS - AP | \$65,739.44 | | |
| | \$0.00 | | |

Total Outstanding Checks **\$66,047.27**

Computed Book Balance **\$908,592.44**

Balance per Your Books 908,592.44

Difference **\$0.00**



**GOODHUE CO ED DISTRICT
2019-20 CASH FLOW**

AS OF 4-17-20

JULY

| DATE | ACCOUNTS PAYABLE | PAYROLL | MISC. RECEIPTS | STATE AID | FEDERAL GRANT | RUNNING BALANCE |
|-----------------------|-----------------------|---------------------|-------------------|-----------|---------------|-------------------|
| 7/1/2019 | - | - | - | - | - | 1,434,138.75 |
| 7/1/2019 | (43,029.38) | - | - | - | - | 1,391,109.37 |
| 7/9/2019 | - | - | 236,837.68 | - | - | 1,627,947.05 |
| 7/15/2019 | (637,362.45) | (164,129.04) | - | - | - | 826,455.56 |
| 7/20/2019 | - | - | 227,521.46 | - | - | 1,053,977.02 |
| 7/31/2019 | (476,693.88) | (144,145.56) | 239,884.63 | - | - | 673,022.21 |
| ENDING BALANCE | (1,157,085.71) | (308,274.60) | 704,243.77 | - | - | 673,022.21 |

AUGUST

| DATE | ACCOUNTS PAYABLE | PAYROLL | MISC. RECEIPTS | STATE AID | FEDERAL GRANT | RUNNING BALANCE |
|-----------------------|---------------------|---------------------|-------------------|-------------------|-------------------|---------------------|
| 8/1/2019 | - | - | - | - | - | 673,022.21 |
| 8/4/2019 | - | - | - | 24,380.10 | - | 697,402.31 |
| 8/15/2019 | (297,252.41) | (231,078.61) | - | - | - | 169,071.29 |
| 8/17/2019 | (304,998.31) | - | 152,538.43 | - | 514,808.32 | 531,419.73 |
| 8/30/2019 | (160,606.06) | (147,134.41) | 622,161.32 | 387,976.98 | - | 1,233,817.56 |
| ENDING BALANCE | (762,856.78) | (378,213.02) | 774,699.75 | 412,357.08 | 514,808.32 | 1,233,817.56 |

SEPTEMBER

| DATE | ACCOUNTS PAYABLE | PAYROLL | MISC. RECEIPTS | STATE AID | FEDERAL GRANT | RUNNING BALANCE |
|-----------------------|-----------------------|---------------------|-------------------|-------------------|---------------|-------------------|
| 9/1/2019 | - | - | - | - | - | 1,233,817.56 |
| 9/15/2019 | (341,412.32) | (168,575.10) | 114,719.15 | 555,804.73 | - | 1,394,354.02 |
| 9/17/2019 | (659,725.78) | - | - | - | - | 734,628.24 |
| 9/30/2019 | (115,314.55) | (166,480.86) | 301,528.08 | 128,058.92 | - | 882,419.83 |
| ENDING BALANCE | (1,116,452.65) | (335,055.96) | 416,247.23 | 683,863.65 | - | 882,419.83 |

OCTOBER

| DATE | ACCOUNTS PAYABLE | PAYROLL | MISC. RECEIPTS | STATE AID | FEDERAL GRANT | RUNNING BALANCE |
|-----------------------|---------------------|---------------------|-------------------|-------------------|-------------------|---------------------|
| 10/1/2019 | - | - | - | - | 170,512.42 | 1,052,932.25 |
| 10/9/2019 | (210,023.82) | - | 78,056.63 | - | 21,903.71 | 942,868.77 |
| 10/15/2019 | - | (169,005.07) | - | 51,798.58 | 4,395.07 | 830,057.35 |
| 10/20/2019 | (209,376.35) | - | - | - | - | 620,681.00 |
| 10/31/2019 | (117,155.43) | (168,060.30) | 905,729.17 | 158,715.94 | - | 1,399,910.38 |
| ENDING BALANCE | (536,555.60) | (337,065.37) | 983,785.80 | 210,514.52 | 196,811.20 | 1,399,910.38 |

NOVEMBER

| DATE | ACCOUNTS PAYABLE | PAYROLL | MISC. RECEIPTS | STATE AID | FEDERAL GRANT | RUNNING BALANCE |
|-----------------------|---------------------|---------------------|-------------------|------------------|-------------------|---------------------|
| 11/1/2019 | (75,779.17) | - | - | - | - | 1,324,131.21 |
| 11/5/2019 | - | - | - | - | 296,160.40 | 1,620,291.61 |
| 11/15/2019 | (266,030.71) | (171,293.56) | - | 64,748.24 | - | 1,247,715.58 |
| 11/20/2019 | - | - | 247,043.12 | - | - | 1,494,758.70 |
| 11/30/2019 | (112,627.07) | (166,413.53) | 873.91 | - | - | 1,216,592.01 |
| ENDING BALANCE | (454,436.95) | (337,707.09) | 247,917.03 | 64,748.24 | 296,160.40 | 1,216,592.01 |

DECEMBER

| DATE | ACCOUNTS PAYABLE | PAYROLL | MISC. RECEIPTS | STATE AID | FEDERAL GRANT | RUNNING BALANCE |
|------------|------------------|--------------|----------------|------------|---------------|-----------------|
| 12/1/2019 | - | - | - | - | 0.11 | 1,216,592.12 |
| 12/8/2019 | (104,144.19) | - | 252,574.73 | - | - | 1,365,022.66 |
| 12/15/2019 | (115,202.00) | (169,639.35) | - | 110,332.49 | - | 1,190,513.80 |
| 12/20/2019 | (117,008.98) | - | 490,607.11 | - | - | 1,564,111.93 |
| 12/31/2019 | (114,195.55) | (167,098.51) | 1,078.44 | 68,004.25 | - | 1,351,900.56 |

| | | | | | | | |
|----------------|--------------|--------------|---|------------|------------|------|--------------|
| ENDING BALANCE | (450,550.72) | (336,737.86) | - | 744,260.28 | 178,336.74 | 0.11 | 1,351,900.56 |
|----------------|--------------|--------------|---|------------|------------|------|--------------|

JANUARY

| DATE | ACCOUNTS PAYABLE | PAYROLL | MISC. RECEIPTS | STATE AID | FEDERAL GRANT | RUNNING BALANCE |
|----------------|------------------|--------------|----------------|------------|---------------|-----------------|
| 1/1/2020 | - | - | 6,279.02 | - | - | 1,358,179.58 |
| 1/8/2020 | (706,761.84) | - | - | - | - | 651,417.74 |
| 1/15/2020 | (111,193.93) | (159,885.48) | 147,169.02 | 113,340.43 | - | 640,847.78 |
| 1/20/2020 | (168,531.52) | - | - | - | - | 472,316.26 |
| 1/31/2020 | (115,808.28) | (165,199.69) | 155,142.77 | 151,203.06 | - | 497,654.12 |
| ENDING BALANCE | (1,102,295.57) | (325,085.17) | - | 308,590.81 | 264,543.49 | 497,654.12 |

FEBRUARY

| DATE | ACCOUNTS PAYABLE | PAYROLL | MISC. RECEIPTS | STATE AID | FEDERAL GRANT | RUNNING BALANCE | |
|----------------|------------------|--------------|----------------|------------|---------------|-----------------|------------|
| 2/1/2020 | (130,872.71) | - | - | - | 270,423.21 | 637,204.62 | |
| 2/15/2020 | (120,979.55) | (170,393.50) | 333,368.72 | 181,609.08 | - | 860,809.37 | |
| 2/16/2020 | - | - | - | - | - | 860,809.37 | |
| 2/20/2020 | (80,659.88) | - | - | - | - | 780,149.49 | |
| 2/28/2020 | (113,950.09) | (164,798.11) | 141,285.20 | 121,179.79 | - | 763,866.28 | |
| ENDING BALANCE | (446,462.23) | (335,191.61) | - | 474,653.92 | 302,788.87 | 270,423.21 | 763,866.28 |

MARCH

| DATE | ACCOUNTS PAYABLE | PAYROLL | MISC. RECEIPTS | STATE AID | FEDERAL GRANT | RUNNING BALANCE | |
|----------------|------------------|--------------|----------------|------------|---------------|-----------------|------------|
| 3/1/2020 | (166,269.50) | - | 181,191.96 | - | - | 778,788.74 | |
| 3/15/2020 | (116,407.66) | (168,482.59) | - | 121,179.80 | - | 615,078.29 | |
| 3/20/2020 | (220,064.41) | - | 291,207.59 | - | - | 686,221.47 | |
| 3/31/2020 | (169,026.18) | (254,670.51) | 359,476.76 | 285,764.51 | - | 907,766.05 | |
| ENDING BALANCE | (671,767.75) | (423,153.10) | - | 831,876.31 | 406,944.31 | - | 907,766.05 |

APRIL

| DATE | ACCOUNTS PAYABLE | PAYROLL | MISC. RECEIPTS | STATE AID | FEDERAL GRANT | RUNNING BALANCE | |
|----------------|------------------|--------------|----------------|------------|---------------|-----------------|------------|
| 4/9/2020 | (10,835.11) | - | 89,324.27 | - | - | 986,255.21 | |
| 4/15/2020 | (350,638.88) | (179,875.19) | - | 105,493.86 | - | 561,235.00 | |
| 4/20/2020 | (109,696.97) | - | 214,839.25 | - | - | 666,377.28 | |
| 4/30/2020 | (117,677.96) | (175,074.88) | 2,885.38 | 241,914.82 | - | 618,424.64 | |
| ENDING BALANCE | (588,848.92) | (354,950.07) | - | 307,048.90 | 347,408.68 | - | 618,424.64 |

MAY

| DATE | ACCOUNTS PAYABLE | PAYROLL | MISC. RECEIPTS | STATE AID | FEDERAL GRANT | RUNNING BALANCE | |
|----------------|------------------|--------------|----------------|------------|---------------|-----------------|--------------|
| 5/1/2020 | (60,565.08) | - | - | - | 202,313.78 | 760,173.34 | |
| 5/15/2020 | (115,513.11) | (171,798.63) | 169,780.52 | 130,359.86 | - | 773,001.97 | |
| 5/20/2020 | (129,801.18) | - | 340,037.29 | - | 0.36 | 983,238.44 | |
| 5/31/2020 | (118,493.64) | (177,004.80) | 186,518.10 | 130,359.86 | - | 1,004,617.96 | |
| ENDING BALANCE | (424,373.01) | (348,803.43) | - | 696,335.90 | 260,719.72 | 202,314.14 | 1,004,617.96 |

JUNE

| DATE | ACCOUNTS PAYABLE | PAYROLL | MISC. RECEIPTS | STATE AID | FEDERAL GRANT | RUNNING BALANCE | |
|----------------|------------------|--------------|----------------|------------|---------------|-----------------|------------|
| 6/1/2020 | - | - | - | - | - | 1,004,617.96 | |
| 6/15/2020 | (189,164.78) | (176,924.91) | - | - | - | 638,528.27 | |
| 6/20/2020 | (178,951.82) | - | - | 130,359.86 | - | 589,936.31 | |
| 6/30/2020 | (149,424.31) | (188,265.01) | 172,772.33 | - | 146,298.92 | 571,318.24 | |
| ENDING BALANCE | (517,540.92) | (365,189.91) | - | 172,772.33 | 130,359.86 | 146,298.92 | 571,318.24 |

| | | | | | | | |
|--------|----------------|----------------|---|--------------|--------------|--------------|------------|
| TOTALS | (8,229,226.81) | (4,185,427.20) | - | 6,662,432.04 | 3,262,585.16 | 1,626,816.29 | 571,318.24 |
|--------|----------------|----------------|---|--------------|--------------|--------------|------------|

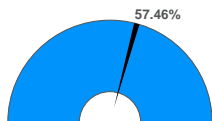
General Fund | Expenditure Dashboard Summary

For the Period Ending March 31, 2020

Projected Year-End Balances as % of Budgeted Expenditures

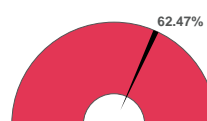


Actual YTD Expenditures



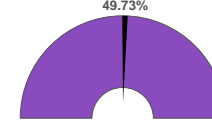
Projected YTD Expenditures 58.79%

Actual YTD Salaries / Benefits



Projected YTD Salaries / Benefits 63.77%

Actual YTD Other Objects

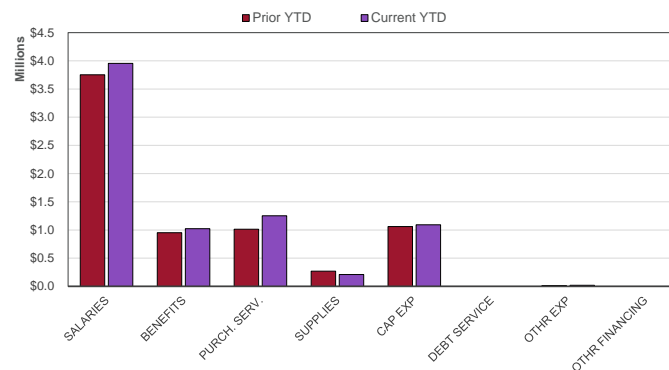


Projected YTD Other Objects 51.11%

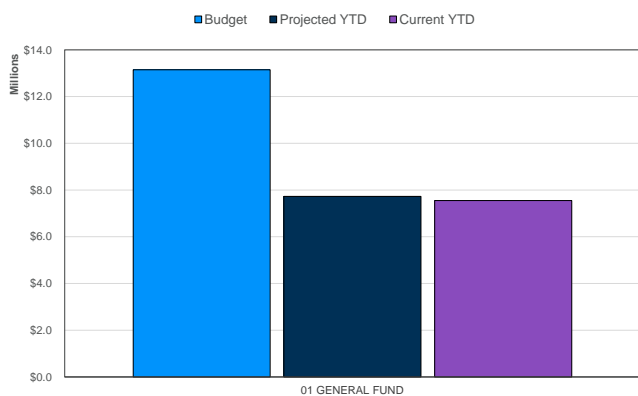
Top 10 General Fund Expenditures by Program (Year-to-Date)

| | |
|--|----------------|
| Teachers Salary | \$1,252,208.03 |
| Interest On Capital Lease | \$604,973.50 |
| Exec Mgr Prof Salary | \$540,901.42 |
| Principal On Capital Lease | \$427,986.14 |
| School Psych Salary | \$390,258.26 |
| Pymt To Other Agency | \$357,165.81 |
| Social Worker Salary | \$325,239.53 |
| Nonlicensed Fica | \$290,118.80 |
| Group Hospital Ins | \$280,741.32 |
| Speech Pathologist - Salary | \$265,355.21 |
| Percent of Total Expenditures Year-to-Date | 62.70% |

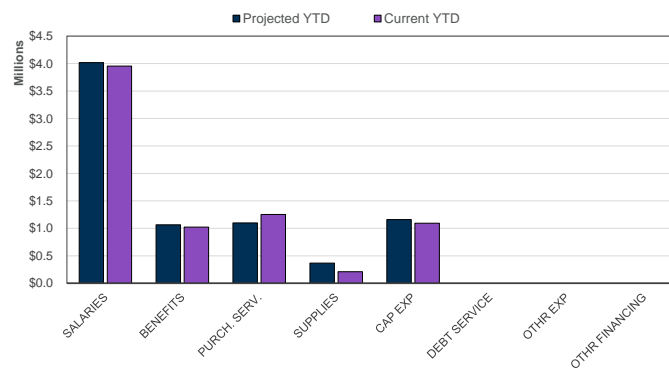
Expenditures by Object | Prior YTD vs. Current YTD



Expenditures by Fund | Budget / Projected YTD / Current YTD



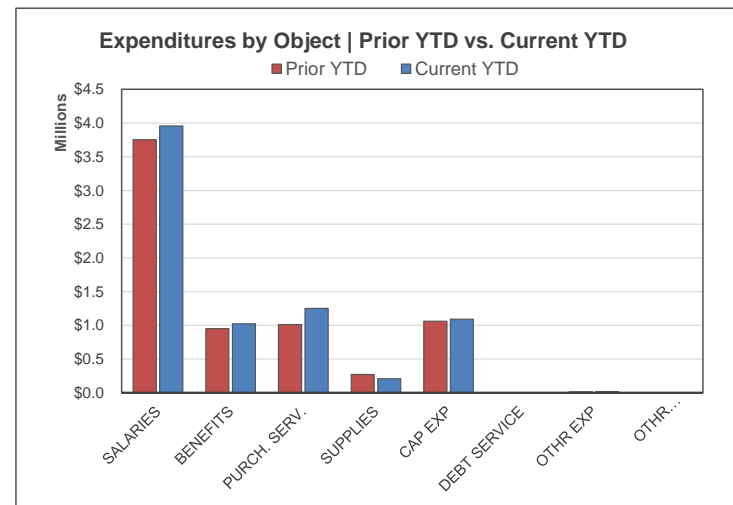
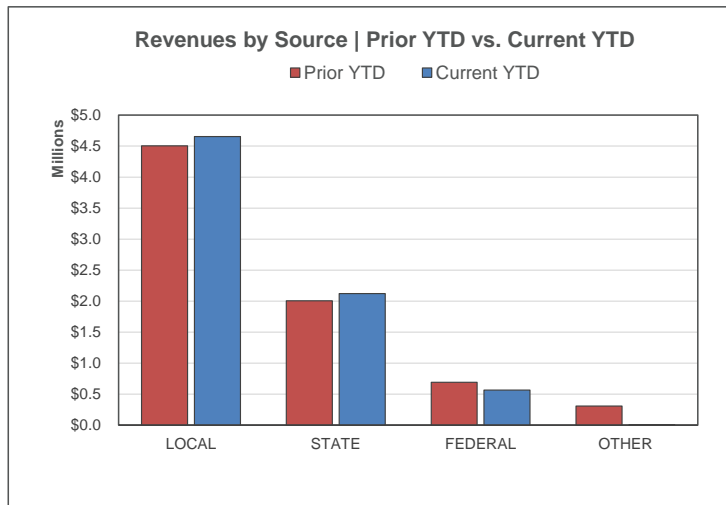
Expenditures by Object | Projected YTD vs. Current YTD



General Fund | Financial Summary

For the Period Ending March 31, 2020

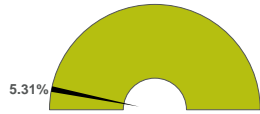
| | YTD % of PY Actual | | | YTD % of Budget | | |
|----------------------------|--------------------|---------------------|--------------------|--------------------|---------------------|-----------------|
| | Prior YTD | Prior Year Actual | YTD % of PY Actual | Current YTD | Annual Budget | YTD % of Budget |
| REVENUES | | | | | | |
| Local | \$4,505,285 | \$7,127,507 | 63.21% | \$4,655,387 | \$7,415,940 | 62.78% |
| State | \$2,003,745 | \$3,213,240 | 62.36% | \$2,121,237 | \$3,505,921 | 60.50% |
| Federal | \$691,780 | \$1,770,360 | 39.08% | \$566,584 | \$1,869,469 | 30.31% |
| Other | \$307,386 | \$307,386 | 100.00% | \$6,579 | \$100 | 6578.50% |
| TOTAL REVENUE | \$7,508,195 | \$12,418,492 | 60.46% | \$7,349,786 | \$12,791,430 | 57.46% |
| EXPENDITURES | | | | | | |
| Salaries | \$3,752,610 | \$5,919,959 | 63.39% | \$3,955,148 | \$6,316,068 | 62.62% |
| Benefits | \$951,710 | \$1,495,180 | 63.65% | \$1,023,697 | \$1,654,025 | 61.89% |
| Purchased Services | \$1,012,890 | \$3,444,894 | 29.40% | \$1,252,428 | \$3,491,930 | 35.87% |
| Supplies And Materials | \$270,905 | \$377,522 | 71.76% | \$209,298 | \$476,252 | 43.95% |
| Capital Expenditures | \$1,060,192 | \$1,057,823 | 100.22% | \$1,092,703 | \$1,189,195 | 91.89% |
| Debt Service | \$0 | \$0 | | \$0 | \$0 | |
| Other Expenditures | \$15,882 | \$53,630 | 29.61% | \$18,937 | \$16,876 | 112.21% |
| Other Financing Uses | \$0 | \$0 | | \$0 | \$0 | |
| TOTAL EXPENDITURES | \$7,064,189 | \$12,349,007 | 57.20% | \$7,552,211 | \$13,144,346 | 57.46% |
| SURPLUS / (DEFICIT) | \$444,005 | \$69,485 | | (\$202,425) | (\$352,916) | |
| ENDING FUND BALANCE | \$1,740,270 | | | \$1,163,325 | | |



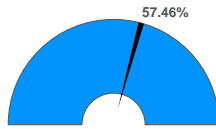
General Fund | Revenue Dashboard Summary

For the Period Ending March 31, 2020

Projected Year-End Balances as % of Budgeted Revenue

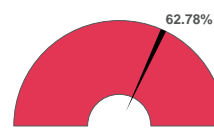


Actual YTD Revenues



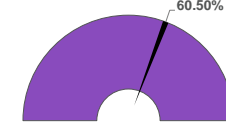
Projected YTD Revenues
61.43%

Actual YTD by Local Sources



Projected YTD Local Sources
62.52%

Actual YTD by State Sources

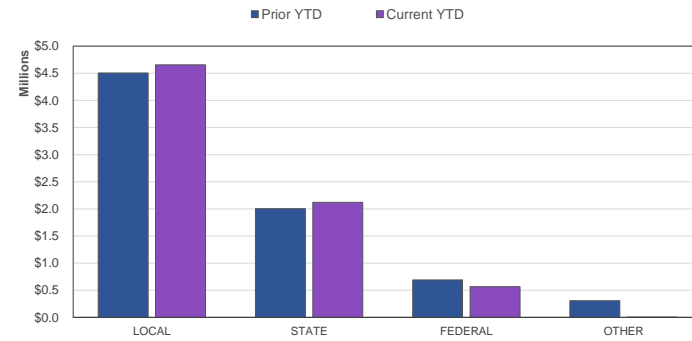


Projected YTD State Sources
67.68%

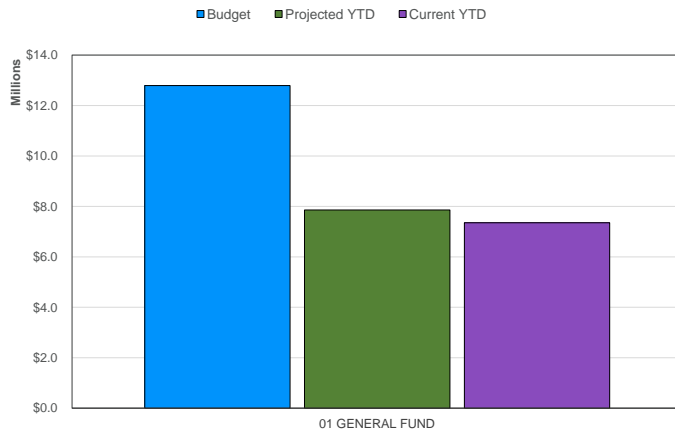
Top 10 General Fund Sources of Revenue (Year-to-Date)

| | |
|--|----------------|
| Receipts/Mn Sch Dist | \$4,099,967.28 |
| Tran-Contract/Pub | \$2,017,713.16 |
| Federal Aids & Grant | \$566,583.72 |
| Misc Revenue | \$543,812.30 |
| General Education Aid | \$97,244.74 |
| Earnings Fr Temp Dep | \$9,626.77 |
| Misc Rev Thru Mde | \$6,279.12 |
| Insurance Recovery | \$4,010.44 |
| Sale Of Materials | \$2,021.56 |
| Donations | \$1,630.98 |
| Percent of Total Revenues Year-to-Date | 99.99% |

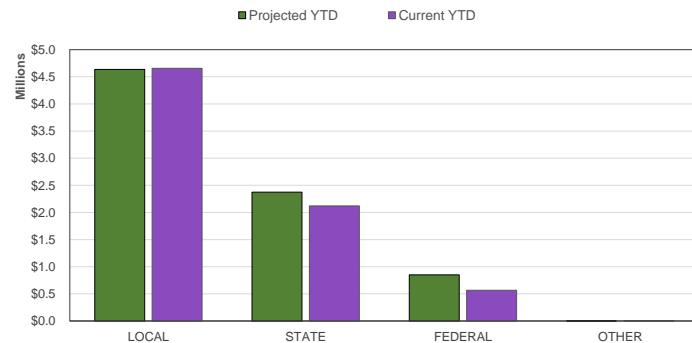
Revenue by Source | Prior YTD vs. Current YTD



Total Revenue | Budget / Projected YTD / Current YTD



Revenue by Source | Projected YTD vs. Current YTD



B. COVID-19 Resources and Needs

V. Old Business:

A. Virtual Meetings: Action Needed

B. Draft SLP MOU Language: Action Needed

**MEMORANDUM OF UNDERSTANDING CONCERNING SPEECH LANGUAGE
PATHOLOGIST COMPENSATION**

between

GOODHUE COUNTY EDUCATION DISTRICT NO. 6051-61

AND

EDUCATION MINNESOTA - GOODHUE COUNTY EDUCATION DISTRICT,

LOCAL NO. 4583

FOR

2020-2021

This Memorandum of Understanding (MOU) is entered into between Goodhue County Education District (GCED) No. 6051-61 and Education Minnesota – Goodhue County Education District, Local No. 4583. This MOU is effective when signed by both parties and expires at the same time as the current collective bargaining agreement between the parties.

The 2019-2020 and 2020-2021 Agreement between the parties includes ARTICLE VI BASIC SCHEDULE AND RATE OF PAY, SECTION 10. ADDITIONAL COMPENSATION FOR SCHOOL PSYCHOLOGISTS.

This MOU seeks to add Speech Language Pathologists employed in that capacity by the GCED to the provisions in Article VI, Section 10. Beginning in the 2020-2021 school year, Speech Language Pathologists employed in that capacity by the GCED would earn the additional compensation as outlined below.

SECTION 10. ADDITIONAL COMPENSATION FOR SCHOOL PSYCHOLOGISTS:

As stated in Article VI, Section 5 of this Master Agreement, the District may at its sole discretion compensate a teacher at a rate different from that prescribed on the Teacher Salary Schedule. The District will pay additional compensation to School Psychologists and Speech Language Pathologists in accordance with the descriptions below: A school psychologist or speech language pathologist will be granted a 'signing bonus' in the amount of \$5,000 to be paid in equal installments during the teacher's first year of service to the Goodhue County Education District. The additional compensation mentioned in the previous sentence is 'above and beyond' the compensation for the teacher prescribed on the appropriate Teacher Salary Schedule. A school psychologist or speech language pathologist successfully completing his/her first year of service to the Goodhue County Education District will receive additional compensation of \$10,000 paid in equal installments during the teacher's second year of service. The additional compensation mentioned in the previous sentence is 'above and beyond' the compensation for the teacher prescribed on the appropriate Teacher Salary Schedule. A school psychologist or speech language pathologist successfully completing her/his second year of service to the Goodhue County Education District will receive additional compensation of \$15,000 paid in equal installments during the teacher's third year of service. The additional compensation mentioned in the previous sentence is 'above and beyond' the compensation for the teacher prescribed on the appropriate Teacher Salary Schedule. A school psychologist or speech language pathologist successfully completing his/her third year of service to the Goodhue County Education District will

receive additional compensation of \$20,000 paid in equal installments during the teacher's fourth year of service. The additional compensation mentioned in the previous sentence is 'above and beyond' the compensation for the teacher prescribed on the appropriate Teacher Salary Schedule. A school psychologist or speech language pathologist successfully completing his/her fourth, fifth, sixth, seventh, eighth and ninth years of services to the Goodhue County Education District will also receive additional compensation of \$20,000 per year paid in equal installments during each of the teacher's successive years of service. The additional compensation mentioned in the previous sentence is 'above and beyond' the compensation for the teacher prescribed on the appropriate Teacher Salary Schedule. A school psychologist or speech language pathologist successfully completing his/her tenth and successive years of service to the Goodhue County Education District will also receive additional compensation of \$24,000 per year paid in equal installments during each of the teacher's successive years of service. The additional compensation mentioned in the previous sentence is 'above and beyond' the compensation for the teacher prescribed on the appropriate Teacher Salary Schedule.

IN WITNESS WHEREOF, the parties have executed this MOU as follows:

For: **The Education District Board:**

Education District Board Chair
Date

Education District Board Clerk
Date

For: **The Exclusive Representative:**

President
Date

Chair, Negotiation's Committee
Date

C. Countywide Staffing Updates

| District/Position | 19-20 Staff | 20-21 Staff | Total Change | Comments |
|----------------------------------|-------------|-------------|--------------|--|
| Speech | | | | |
| CF 3-21 | 0.4 | 0.4 | | 0.4 LB (CF maintains 1.0 FTE) |
| KW 3-21 | 1.0 | 1.0 | | 1.0 LL |
| LC 3-21 | 2.0 | 2.0 | | 1.0 RN; 1.0 SW |
| RW 3-21 | 2.6 | 3.6 | | 0.6 LB; 1.0 KZ; 1.0 SS; 1.0 PresenceLearning or TBH (RW maintains 2.0 FTE) |
| ZM 3-21 | 2.0 | 2.0 | | 1.0 MC; 1.0 PresenceLearning or TBH |
| RBEC 5-21 | 0.2 | 0.2 | | 0.2 RS |
| GCED B-3 | 1.0 | 1.0 | | 1.0 LW |
| Totals | 8.8 | 9.8 | 1.0 | 1.0 increase due to retirement |
| Psychology/Intervention | | | | |
| CF | 1.0 | 1.0 | | 1.0 KK |
| Gdh | 0.4 | 0.4 | | 0.4 MH |
| KW | 0.8 | 0.8 | | 0.8 KL |
| LC | 1.6 | 1.6 | | 1.0 BL; 0.6 MH |
| RW | 3.0 | 3.0 | | 1.0 MP; 1.0 CR; 1.0 CF |
| ZM | 1.0 | 1.0 | | 1.0 AB |
| GCED | 1.2 | 1.2 | | 0.2 KL; 1.0 TM (Behavior Team) |
| Instructional Coach(es) | 6.6 | 6.6 | | 1.0 RBEC; 1.0 CF; 1.0 GDH; 1.0 KW; 0.6 LC; 1.0 RW; 1.0 ZM |
| Totals | 15.6 | 15.6 | 0.0 | |
| Itinerants | | | | |
| PHD Consultant | 1.0 | 1.0 | | 1.0 MC** |
| ASD Consultant | 1.0 | 1.0 | | 1.0 LP** |
| BCBA Behavior Intervention | 0.5 | 0.5 | | 0.5 HA** |
| Physical Therapy | 2.8 | 2.8 | | 1.0 TA; 1.0 JB; 0.8 GM** |
| Occupational Therapy | 4.0 | 5.0 | | 1.0 AH; 1.0 AM; 1.0 MT; 1.0 NY; 1.0 KS |
| COTA | 1.0 | 0.0 | | retirement and shift to OT |
| Vision/O&M | 1.0 | 1.0 | | 1.0 JT |
| Audiology | 1.0 | 1.0 | | 1.0 JW |
| Hearing | 2.6 | 2.6 | | 1.0 AD**; 0.6 JW |
| Totals | 14.9 | 14.9 | 0.0 | |
| Early Childhood Programs | | | | |
| Coordinator | 0.5 | 0.5 | | 0.5 MMO |
| ECSE SW | 1.0 | 1.0 | | TBH |
| ECSE B-3 | 3.5 | 3.5 | | 0.5 SB; 1.0 NM; 1.0 SS, 1.0 TBH |
| At Risk/ECSE Tchr(s) GCED | 0.5 | 0.5 | | 0.5 SB |
| ECSE Teacher(s) CF | 1.0 | 1.0 | | 1.0 SC |
| ECSE Teacher(s) GDH | 0.5 | 0.5 | | 0.5 SB |
| ECSE Teacher(s) KW | 1.0 | 1.0 | | 1.0 KA |
| ECSE Teacher(s) ZM | 1.0 | 1.0 | | 1.0 AZ |
| ECSE Teacher(s) RW | 1.0 | 1.0 | | 1.0 MC (RW maintains 6.0 on own contract) |
| Totals | 10.0 | 10.0 | 0.0 | |
| Social Workers | | | | |
| CF | 2.0 | 2.0 | | 1.0 JB; 1.0 LB |
| Gdh | 1.0 | 1.0 | | 1.0 KL |
| RW | 2.0 | 2.0 | | 1.0 KT; 1.0 MN |
| Totals | 5.0 | 5.0 | 0.0 | |
| English Language Learners | | | | |
| EL Support Staff | 1.0 | 1.0 | | |
| EL Teacher(s) | 4.0 | 5.0 | | 1.0 CB; 1.0 AH; 1.0 HZ; 1.0 TBH (MH); up to 1.0 TBH if approved by Districts (LC & RW maintain 1.0 each) |
| Totals | 5.0 | 6.0 | 1.0 | |
| Total Staffing | 59.3 | 61.3 | 2.0 | |
| Additions | | | | |
| Reductions | | | | |

D. Revision to Bylaws: Action Needed

GOODHUE COUNTY EDUCATION DISTRICT

BY-LAWS

Goodhue County Education District
395 Guernsey Lane
Red Wing, MN 55066
651-388-4441

Adopted: October 8, 1990

Revised: September 18, 1997

Revised: July 21, 1998

Revised: March 27, 2003

Revised: February 24, 2004

Revised: September 12, 2006

Revised: December 6, 2007

Revised: May 27, 2010

Revised: August 27, 2015

Revised: April 22, 2020

BY-LAWS
of the
GOODHUE COUNTY EDUCATION DISTRICT

ARTICLE I
NAME

The name of the organization shall be the Goodhue County Education District.

ARTICLE II
AUTHORIZATION

The establishment of this organization is provided for under Minn. Stat. 123A.15-123A.19, Education District Establishment. The powers and responsibilities, which are delegated to the Education District are those embodied in the Agreement for the Goodhue County Education District dated June 27, 1990.

ARTICLE III
MEMBERSHIP

The membership of the Education District shall consist of one (1) elected member of the school board of each member district. A vacancy shall be filled by appointment from the local school board. In the event of a temporary absence, a Goodhue County Education District Board Member may appoint a designee from his/her Board for that meeting. Each Goodhue County Education District Board Member shall have one (1) vote.

ARTICLE IV
OFFICERS

Section 1 The officers of the Education District shall be those provided for in the Agreement:

- a. Chair
- b. Vice Chair
- c. Treasurer-Clerk

Section 2 Board officers shall have the parliamentary duties usually ascribed to such offices as well as those specifically assigned below.

- a. The Chair conducts the meetings, executes undertakings ordered and directed by the board and is the official representative of the board in all matters relating to the Goodhue County Education District.
- b. The Vice Chair acts in the absence of the Chair and has all the powers of the chair during the latter's absence.

- c. The Treasurer-Clerk is to receive and disburse all funds of the Goodhue County Education District and keep records as required by law.

Section 3 The duties of the Executive Director of the Education District include:

- a. To prepare, together with the Chair, an agenda for each meeting of the Education District Board which shall be shared with Superintendents and Board Members at least five days prior to the meeting.
- b. ~~Within~~ At least five days ~~of each~~ prior to the meeting of the Education District Board, minutes of the previous meeting will be made available to each Superintendent of Schools and the representative of each school board.

ARTICLE V ELECTION OF OFFICERS

Section 1 An annual organizational meeting shall be held in January. The Education District shall elect its officers for the year as one of the items of business and said officers shall assume their duties immediately.

Section 2 Nominations for officers shall be made from the floor at the annual organizational meeting at which officers are to be elected and the election of the officers shall follow immediately.

Section 3 A candidate receiving a majority vote of those present at the annual meeting shall be declared elected and shall serve for the year or until his/her successor is qualified.

Section 4 Vacancies shall be filled by appointment by the school board of the member district whose seat is vacant.

ARTICLE VI MEETINGS

Section 1 Date, time and place of regularly scheduled meetings shall be determined at the annual meeting held in January. In the event of a conflict with holidays or other events, a majority at any meeting may change the date and /or place of such meetings.

Section 2 A quorum shall consist of four (4) of the full voting memberships of the Education District and members must be present at the meeting to vote. When a quorum is present an unanimous vote is required for any authority for the action of the Education District. In all other situations, a simple majority of the members present will be required for any action of the Education District. In the event that a simple majority or a quorum is not present, the members present will be allowed to decide to take action on specific items pending a subsequent phone call approval made to absent Board members.

Section 3 Special meetings of the Education District may be called by the chair, or by representatives of two (2) member districts acting together, for a specified purpose. In such event, the Executive Director must give at least three (3) days notice by email of the special meeting, which notice shall state the purpose, the time and the

place of the meeting. The receipt of such notice shall be acknowledged or the member's school district shall be contacted.

- Section 4** Emergency meetings of the Education District may be called because of circumstances that, in the judgement of the school board, require immediate consideration. If matters not directly related to the emergency are discussed or acted upon, the minutes of the meeting shall include a specific description of those matters. Notice of the emergency meeting shall be given by telephone or any other method used to notify the members of the school board. Public notice should be attempted after school board members have been informed. Published notices are not required.
- Section 4** No change of By-laws, or hearing on charges for removal of a board officer, or a proposal for filling a vacancy in the Education District Board's office shall be in order at any meeting, regular or special, unless notice that such matter to be considered, is placed on agenda for a specified meeting and is emailed to each member at least five (5) days prior to such meeting. No action on Section 4 items may be taken at any meeting, regular or special, unless all members are represented and such representatives agree to act.
- Section 5** All meetings at which official action is taken shall be open to the general public per the Open Meeting Law.
- Section 6** Roberts Rule of Order shall govern the proceedings of meetings of the Education District, unless a specific directive appears in the Agreement or in these By-laws.

ARTICLE VII ORDER OF BUSINESS

- Section 1** The order of business at regular meetings shall be:
- a. Roll Call
 - b. Approval of minutes of previous meeting
 - c. Approval /revision of agenda
 - d. Public comments limited to five minutes per person
 - e. Approval of bills
 - f. Reports and communications
 - g. Old business
 - h. New business
 - i. Comments from the Board and/or Director
 - j. Adjournment

ARTICLE VIII FISCAL AFFAIRS

- Section 1** Any district appointed as fiscal agent shall handle all fiscal affairs of the Education District and reports shall be made by them at the discretion of the Education District.
- Section 2** The cost of services by the Education District staff will be billed monthly in advance to member schools if necessary as determined by the Education District Board of the Education District.
- Section 3** All special state and federal aids earned by the operation of the Education District shall be paid to the Education District. All such aids shall be credited to the program for which they were earned and shall be used of reduce the user's pro rata cost, if any.

- Section 4** Capital purchases exceeding 10% of the Education District revenue collected in that school year must have board approval.
- Section 5** An inventory of all non-consumable items purchased by the Education District shall be kept and updated annually.
- Section 6** A depreciated Fixed Asset Inventory shall be established to determine the entry cost for new members. Items costing over \$1,500 shall be included on the inventory. These items shall be depreciated over their useful life using the straight line method and the half year convention.
- Section 7** Travel expenses incurred when an Education District staff member travels from his/her assigned building to a member district shall be paid by the Education District at a mileage rate to be set by the Education District.
- Section 8** The Education District shall pay to any Fiscal Agent a sum agreed upon by the Education District and the Fiscal Agent for administrative costs.
- Section 9** The Executive Director of the Education District shall prepare for the May meeting of the Education District a preliminary annual operating budget for the upcoming fiscal year. Such budget shall be presented to the Education District for its adoption no later than the June Education District Board meeting.
- Section 10** If a member of a district wishes to terminate or decrease services, that district would need to notify the Education District Board by December 30th of the preceding year.
- Section 11** Education District Board members will receive reimbursement for travel expenses.

ARTICLE IX HIRING

- Section 1** Hiring of personnel by the Education District will follow this procedure:
- a. All positions will be approved by the Education District.
 - b. The Executive Director and/or other District personnel will recruit and interview prospective candidates.
 - c. Interviews with Superintendents and/or other district personnel may be arranged.
 - d. All employment contracts will be issued by the Education District after approval by the Education District.
- Section 2** All certified and non-certified personnel employed by the Education District shall be employed under the terms of any master contracts or agreements in force in the Education District.
- Section 3** The assistance of the supervisors and directors employed by the Education District shall be available to all members of the Education District for administration,

including the preparation and filing of reports, in such areas as such supervisors and directors may qualify and that the Education District shall direct.

Section 4 The Education District shall hire employees in a manner prescribed by statute for independent school districts.

**ARTICLE X
AMENDMENTS**

These By-laws may be amended by a majority vote of the entire Education District.

Written notice of a proposed Bylaw change, including the specific language of the proposed change, shall be sent to all board members of the Education District reasonably in advance of any meeting where a proposed revision to the Bylaws will be presented for a vote.

IN WITNESS WHEREOF, the parties through their representation to the Education District Board have caused this instrument to be executed pursuant to the authority of the Education District as stated in the Education District Agreement.

Adopted this date: October 8th, 1990

- Revised: September 18, 1997
- July 21, 1998
- March 27, 2003
- February 24, 2004
- September 12, 2006
- December 6, 2007
- May 27, 2010
- August 27, 2015
- April 22, 2020

Vice Chair
Goodhue County Education District Board

Chair
Goodhue County Education District Board

VI. New Business:

A. 2019-20 Revised Budget and District Bills: Action Needed

CANNON FALLS PUBLIC SCHOOLS

FY 20 BILL FOR SERVICES

PRELIM MAY 2019

| SPECIAL EDUCATION SERVICES | | | | | | | | |
|-------------------------------------|------|-------------------|-------------------|---------------------|-----|-----|-------|--------|
| | FTE | ANNUAL AMT | INVOICED TO DATE | REMAINING PER MONTH | FIN | OBJ | REV | SOURCE |
| ECSE | | | | | | | | |
| Samantha Cromer | 1.00 | 46,790.00 | 31,193.33 | 3,899.17 | 740 | 396 | STATE | SP ED |
| Benefits | | 19,509.00 | 13,006.00 | 1,625.75 | 740 | 397 | STATE | SP ED |
| Sarah Sperger | 0.50 | 28,703.00 | 19,135.33 | 2,391.92 | 740 | 396 | STATE | SP ED |
| Benefits | | 5,028.00 | 3,352.00 | 419.00 | 740 | 397 | STATE | SP ED |
| Rene Arendt | 0.09 | 5,299.00 | 3,532.67 | 441.58 | 740 | 396 | STATE | SP ED |
| Benefits | | 1,577.00 | 1,051.33 | 131.42 | 740 | 397 | STATE | SP ED |
| Lindsay Woodard | 0.23 | 13,320.00 | 8,880.00 | 1,110.00 | 740 | 396 | STATE | SP ED |
| Benefits | | 4,095.00 | 2,730.00 | 341.25 | 740 | 397 | STATE | SP ED |
| Substitutes | | 2,500.00 | 1,666.67 | 208.33 | 740 | 394 | STATE | SP ED |
| OT/PT SERVICES | | | | | | | | |
| Monica Capra | 0.14 | 9,216.00 | 6,144.00 | 768.00 | 740 | 396 | STATE | SP ED |
| Benefits | | 1,966.00 | 1,310.67 | 163.83 | 740 | 397 | STATE | SP ED |
| Teasha Archambault | 0.35 | 21,822.00 | 14,548.00 | 1,818.50 | 740 | 396 | STATE | SP ED |
| Benefits | | 7,928.00 | 5,285.33 | 660.67 | 740 | 397 | STATE | SP ED |
| Barb Kittleson | 0.30 | 19,064.00 | 12,709.33 | 1,588.67 | 740 | 396 | STATE | SP ED |
| Benefits | | 5,716.00 | 3,810.67 | 476.33 | 740 | 397 | STATE | SP ED |
| Arlie McLaren | 0.40 | 21,050.00 | 14,033.33 | 1,754.17 | 740 | 396 | STATE | SP ED |
| Benefits | | 3,601.00 | 2,400.66 | 300.08 | 740 | 397 | STATE | SP ED |
| SPECIAL ED COORDINATOR | | | | | | | | |
| Sharon Noble | 1.00 | 84,532.00 | 56,354.67 | 7,044.33 | 740 | 305 | STATE | SP ED |
| Benefits | | 20,308.00 | 13,538.67 | 1,692.33 | 740 | 397 | STATE | SP ED |
| SPEECH LANGUAGE PATHOLOGIST | | | | | | | | |
| Lynn Booth | 0.40 | 23,166.00 | 15,444.00 | 1,930.50 | 740 | 399 | STATE | SP ED |
| Benefits | | 6,533.00 | 4,355.33 | 544.42 | 740 | 397 | STATE | SP ED |
| PSYCHOLOGIST | | | | | | | | |
| Kristin Kirk | 1.00 | 85,986.00 | 57,324.00 | 7,165.50 | 740 | 396 | STATE | SP ED |
| Benefits | | 15,742.00 | 10,494.67 | 1,311.83 | 740 | 397 | STATE | SP ED |
| SOCIAL WORK | | | | | | | | |
| Janae Blakeslee | 1.00 | 62,348.00 | 41,565.33 | 5,195.67 | 740 | 396 | STATE | SP ED |
| Benefits | | 11,408.00 | 7,605.33 | 950.67 | 740 | 397 | STATE | SP ED |
| Laura Burvee | 1.00 | 54,804.00 | 36,536.00 | 4,567.00 | 740 | 396 | STATE | SP ED |
| Benefits | | 21,640.00 | 14,426.67 | 1,803.33 | 740 | 397 | STATE | SP ED |
| REGULAR EDUCATION SERVICES | | | | | | | | |
| ENGLISH AS A SECOND LANGUAGE | | | | | | | | |
| Casey O'Donnell | 0.40 | 20,613.00 | 13,742.00 | 1,717.75 | 317 | 396 | COMP | ED |
| Benefits | | 6,014.00 | 4,009.33 | 501.17 | 317 | 397 | COMP | ED |
| INSTRUCTIONAL COACHING | | | | | | | | |
| | | 0.00 | 0.00 | 0.00 | 000 | 305 | GEN | FUND |
| COMMUNITY EDUCATION SERVICES | | | | | | | | |
| SCHOOL READINESS | | | | | | | | |
| | | 0.00 | 0.00 | 0.00 | | | | |
| OPERATIONS COSTS | | | | | | | | |
| LEASE | | 139,558.00 | 93,038.67 | 11,629.83 | 000 | 370 | LEASE | LEVY |
| LTFM | | 12,686.91 | 8,457.94 | 1,057.24 | 000 | 390 | LTFM | LEVY |
| ADMINISTRATIVE | | 17,078.00 | 11,385.33 | 1,423.17 | 000 | 305 | SUB | GRANT |
| OPERATING FEE | | 32,850.00 | 21,900.00 | 2,737.50 | 000 | 305 | GEN | FUND |
| TOTAL | | 832,450.91 | 554,967.27 | 69,370.91 | | | | |

GOODHUE PUBLIC SCHOOL

FY 20 BILL FOR SERVICES

PRELIM MAY 2019

SPECIAL EDUCATION SERVICES

| | FTE | ANNUAL AMT | INVOICED TO DATE | REMAINING PER MONTH | FIN | OBJ | REV SOURCE |
|-------------------------------------|------|-------------------|-------------------|---------------------|-----|-----|-------------|
| EARLY CHILDHOOD | | | | | | | |
| Sue Bodenhamer | 0.20 | 12,900.00 | 8,600.00 | 1,075.00 | 740 | 396 | STATE SP ED |
| Nicole Meyer | 0.20 | 10,549.00 | 7,032.67 | 879.08 | 740 | 396 | STATE SP ED |
| Lindsay Woodard | 0.08 | 4,633.00 | 3,088.67 | 386.08 | 740 | 396 | STATE SP ED |
| Rene Arendt | 0.01 | 589.00 | 392.67 | 49.08 | 740 | 396 | STATE SP ED |
| Substitutes | | 300.00 | 200.00 | 25.00 | 740 | 396 | STATE SP ED |
| Benefits | | 7,698.00 | 5,132.00 | 641.50 | 740 | 397 | STATE SP ED |
| OT/PT SERVICES | | | | | | | |
| Monica Capra | 0.02 | 1,317.00 | 878.00 | 109.75 | 740 | 396 | STATE SP ED |
| Teasha Archambault | 0.04 | 2,494.00 | 1,662.67 | 207.83 | 740 | 396 | STATE SP ED |
| Barb Kittlesom | 0.03 | 1,906.00 | 1,270.67 | 158.83 | 740 | 396 | STATE SP ED |
| Mary Testen | 0.20 | 10,307.00 | 6,871.33 | 858.92 | 740 | 396 | STATE SP ED |
| Benefits | | 4,872.00 | 3,248.00 | 406.00 | 740 | 397 | STATE SP ED |
| PSYCHOLOGIST | | | | | | | |
| Makenna Holt | 0.40 | 29,664.00 | 19,776.00 | 2,472.00 | 740 | 396 | STATE SP ED |
| Benefits | | 9,578.00 | 6,385.33 | 798.17 | 740 | 397 | STATE SP ED |
| SOCIAL WORK | | | | | | | |
| Caitlin Ternes | 0.52 | 23,234.00 | 15,489.33 | 1,936.17 | 740 | 396 | STATE SP ED |
| Benefits | | 7,287.00 | 4,858.00 | 607.25 | 740 | 397 | STATE SP ED |
| REGULAR EDUCATION SERVICES | | | | | | | |
| ENGLISH AS A SECOND LANGUAGE | | | | | | | |
| Anna Herman | 1.00 | 58,913.00 | 39,275.33 | 4,909.42 | 317 | 396 | COMP ED |
| Benefits | | 17,260.00 | 11,506.67 | 1,438.33 | 317 | 397 | COMP ED |
| Substitutes | | 750.00 | 500.00 | 62.50 | 317 | 396 | COMP ED |
| SOCIAL WORK | | | | | | | |
| Caitlin Ternes | 0.48 | 21,446.00 | 14,297.33 | 1,787.17 | 000 | 396 | GEN FUND |
| Benefits | | 6,727.00 | 4,484.67 | 560.58 | 000 | 397 | GEN FUND |
| INSTRUCTIONAL COACHING | | | | | | | |
| | | 0.00 | 0.00 | 0.00 | 000 | 305 | GEN FUND |
| COMMUNITY EDUCATION SERVICES | | | | | | | |
| ECFE | | | | | | | |
| Missy Carlson | | 900.00 | 600.00 | 75.00 | 325 | 396 | COMM ED |
| Mary Jo Arndt | | 5,590.00 | 3,726.67 | 465.83 | 325 | 396 | COMM ED |
| Tessa Nobach | 0.10 | 5,590.00 | 3,726.67 | 465.83 | 325 | 396 | COMM ED |
| Benefits | | 2,072.00 | 1,381.33 | 172.67 | 325 | 397 | COMM ED |
| SCHOOL READINESS | | | | | | | |
| OPERATIONS COSTS | | | | | | | |
| LEASE | | 84,105.00 | 56,070.00 | 7,008.75 | 000 | 370 | LEASE LEVY |
| LTFM | | 7,212.00 | 4,808.00 | 601.00 | 000 | 390 | LTFM LEVY |
| ADMINISTRATIVE | | 2,135.00 | 1,423.33 | 177.92 | 000 | 305 | SUB GRANT |
| OPERATING FEE | | 20,010.00 | 13,340.00 | 1,667.50 | 000 | 305 | GEN FUND |
| TOTAL | | 360,038.00 | 240,025.33 | 30,003.17 | | | |

| KENYON-WANAMINGO PUBLIC SCHOOLS | | | | | | | |
|-------------------------------------|------|-------------------|-------------------|---------------------|-----|-----|--------------|
| FY 20 BILL FOR SERVICES | | | | | | | |
| PRELIM MAY 2019 | | | | | | | |
| SPECIAL EDUCATION SERVICES | | | | | | | |
| | FTE | ANNUAL AMT | INVOICED TO DATE | REMAINING PER MONTH | FIN | OBJ | REV SOURCE |
| EARLY CHILDHOOD | | | | | | | |
| Karen Adams | 1.00 | 58,913.00 | 39,275.33 | 4,909.42 | 740 | 396 | STATE SP ED |
| Nicole Meyer | 0.20 | 10,549.00 | 7,032.67 | 879.08 | 740 | 396 | STATE SP ED |
| Lindsay Woodard | 0.17 | 9,845.00 | 6,563.33 | 820.42 | 740 | 396 | STATE SP ED |
| Rene Arnedt | 0.06 | 3,533.00 | 2,355.33 | 294.42 | 740 | 396 | STATE SP ED |
| Benefits | | 22,735.00 | 15,156.67 | 1,894.58 | 740 | 397 | STATE SP ED |
| Substitutes | | 1,000.00 | 666.67 | 83.33 | 740 | 394 | STATE SP ED |
| PARPROFESSIONALS | | | | | | | |
| Annette Kraft | 1.00 | 24,462.00 | 16,308.00 | 2,038.50 | 740 | 396 | STATE SP ED |
| Benefits | | 4,190.00 | 2,793.33 | 349.17 | 740 | 397 | STATE SP ED |
| Substitutes | | 700.00 | 466.67 | 58.33 | 740 | 394 | STATE SP ED |
| OT/PT SERVICES | | | | | | | |
| Monica Capra | 0.11 | 7,241.00 | 4,827.33 | 603.42 | 740 | 396 | STATE SP ED |
| Teasha Archambault | 0.26 | 16,210.00 | 10,806.67 | 1,350.83 | 740 | 396 | STATE SP ED |
| Barb Kittleson | 0.22 | 13,981.00 | 9,320.67 | 1,165.08 | 740 | 396 | STATE SP ED |
| Benefits | | 11,626.00 | 7,750.67 | 968.83 | 740 | 397 | STATE SP ED |
| SPEECH LANGUAGE PATHOLOGIST | | | | | | | |
| Angelica-Louise Lopus | 1.00 | 57,914.00 | 38,609.33 | 4,826.17 | 740 | 396 | STATE SP ED |
| Benefits | | 16,334.00 | 10,889.33 | 1,361.17 | 740 | 397 | STATE SP ED |
| NURSING SERVICES | | | | | | | |
| Sara Nystuen | 0.09 | 5,245.00 | 3,496.67 | 437.08 | 740 | 396 | STATE SP ED |
| Benefits | | 1,689.00 | 1,126.00 | 140.75 | 740 | 397 | STATE SP ED |
| PSYCHOLOGIST | | | | | | | |
| Kelsey Lemmon | 0.80 | 43,950.00 | 29,300.00 | 3,662.50 | 740 | 396 | STATE SP ED |
| Benefits | | 9,184.00 | 6,122.67 | 765.33 | 740 | 397 | STATE SP ED |
| SPECIAL ED COORDINATOR | | | | | | | |
| Amy Buchal | 1.00 | 84,532.00 | 56,354.67 | 7,044.33 | 740 | 305 | STATE SP ED |
| Benefits | | 20,308.00 | 13,538.67 | 1,692.33 | 740 | 397 | STATE SP ED |
| REGULAR EDUCATION SERVICES | | | | | | | |
| ENGLISH AS A SECOND LANGUAGE | | | | | | | |
| Heather Zeissler | 0.70 | 37,600.00 | 25,066.67 | 3,133.33 | 317 | 396 | COMP ED |
| Benefits | | 6,590.00 | 4,393.33 | 549.17 | 317 | 397 | COMP ED |
| Substitutes | | 2,000.00 | 1,333.33 | 166.67 | 317 | 394 | COMP ED |
| Healthier Zeissler | 0.30 | 16,114.00 | 10,742.67 | 1,342.83 | 000 | 396 | OTHER SOURCE |
| Benefits | | 2,824.00 | 1,882.67 | 235.33 | 000 | 397 | OTHER SOURCE |
| NURSING | | | | | | | |
| Sara Nystuen | 0.83 | 47,201.00 | 31,467.33 | 3,933.42 | 000 | 396 | GEN FUND |
| Benefits | | 15,196.00 | 10,130.67 | 1,266.33 | 000 | 397 | GEN FUND |
| Travel - between sites | | 700.00 | 466.67 | 58.33 | 000 | 366 | GEN FUND |
| INSTRUCTIONAL COACHING | | 0.00 | 0.00 | 0.00 | 000 | 305 | GEN FUND |
| COMMUNITY EDUCATION SERVICES | | | | | | | |
| ECFE | | 0.00 | 0.00 | 0.00 | | | |
| SCHOOL READINESS | | 0.00 | 0.00 | 0.00 | | | |
| OPERATIONS COSTS | | | | | | | |
| LEASE | | 98,815.00 | 65,876.67 | 8,234.58 | 000 | 370 | LEASE LEVY |
| LTFM | | 8,791.35 | 5,860.90 | 732.61 | 000 | 390 | LTFM LEVY |
| ADMINISTRATIVE | | 13,002.00 | 8,668.00 | 1,083.50 | 000 | 305 | SUB GRANT |
| OPERATING FEE | | 22,680.00 | 15,120.00 | 1,890.00 | 000 | 305 | GEN FUND |
| TOTAL | | 695,654.35 | 463,769.57 | 57,971.20 | | | |

| LAKE CITY PUBLIC SCHOOLS | | | | | | | | |
|------------------------------|------|-------------------|-------------------|---------------------|-----|-----|-------|--------|
| FY 20 BILL FOR SERVICES | | | | | | | | |
| PRELIM MAY 2019 | | | | | | | | |
| SPECIAL EDUCATION SERVICES | | | | | | | | |
| | FTE | ANNUAL AMT | INVOICED TO DATE | REMAINING PER MONTH | FIN | OBJ | REV | SOURCE |
| ECSE | | | | | | | | |
| Sarah Sperger | 0.50 | 28,703.00 | 19,135.33 | 2,391.92 | 740 | 396 | STATE | SP ED |
| Rene Arendt | 0.10 | 5,888.00 | 3,925.33 | 490.67 | 740 | 396 | STATE | SP ED |
| Benefits | | 6,878.00 | 4,585.33 | 573.17 | 740 | 397 | STATE | SP ED |
| OT/PT SERVICES | | | | | | | | |
| Monica Capra | 0.16 | 10,533.00 | 7,022.00 | 877.75 | 740 | 396 | STATE | SP ED |
| Jayne Boeding | 0.20 | 14,498.00 | 9,665.33 | 1,208.17 | 740 | 396 | STATE | SP ED |
| Arlie McLaren | 0.60 | 31,574.00 | 21,049.33 | 2,631.17 | 740 | 396 | STATE | SP ED |
| Benefits | | 12,370.00 | 8,246.67 | 1,030.83 | 740 | 397 | STATE | SP ED |
| PSYCHOLOGIST | | | | | | | | |
| Brittany Liljevall | 1.00 | 80,535.00 | 53,690.00 | 6,711.25 | 740 | 396 | STATE | SP ED |
| Makenna Holt | 0.60 | 44,497.00 | 29,664.67 | 3,708.08 | 740 | 396 | STATE | SP ED |
| Benfits | | 28,495.00 | 18,996.67 | 2,374.58 | 740 | 397 | STATE | SP ED |
| SPEECH LANGUAGE PATHOLOGIST | | | | | | | | |
| Stephanie Gabbey | 1.00 | 57,914.00 | 38,609.33 | 4,826.17 | 740 | 396 | STATE | SP ED |
| Rebecca Nolan | 1.00 | 57,914.00 | 38,609.33 | 4,826.17 | 740 | 396 | STATE | SP ED |
| Benefits | | 32,669.00 | 21,779.33 | 2,722.42 | 740 | 397 | STATE | SP ED |
| ASL INTERPRETER | | | | | | | | |
| Michelle Kremer | 0.06 | 2,186.00 | 1,457.33 | 182.17 | 740 | 396 | STATE | SP ED |
| Benefits | | 558.00 | 372.00 | 46.50 | 740 | 397 | STATE | SP ED |
| REGULAR EDUCATION SERVICES | | | | | | | | |
| ENGLISH AS A SECOND LANGUAGE | | | | | | | | |
| COMMUNITY EDUCATION SERVICES | | | | | | | | |
| OPERATIONS COSTS | | | | | | | | |
| LEASE | | 155,167.00 | 103,444.67 | 12,930.58 | 000 | 370 | LEASE | LEVY |
| LTFM | | 14,248.65 | 9,499.10 | 1,187.39 | 000 | 390 | LTFM | LEVY |
| ADMINISTRATIVE | | 19,213.00 | 12,808.67 | 1,601.08 | 000 | 305 | SUB | GRANT |
| OPERATING FEE | | 36,930.00 | 24,620.00 | 3,077.50 | 000 | 305 | GEN | FUND |
| TOTAL | | 640,770.65 | 427,180.43 | 53,397.55 | | | | |

| RED WING PUBLIC SCHOOLS | | | | | | | |
|-------------------------------------|------|---------------------|---------------------|---------------------|-----|-----|-------------|
| FY 20 BILL FOR SERVICES | | | | | | | |
| PRELIM MAY 2019 | | | | | | | |
| SPECIAL EDUCATION SERVICES | | | | | | | |
| | FTE | ANNUAL AMT | INVOICED TO DATE | REMAINING PER MONTH | FIN | OBJ | REV SOURCE |
| SPEECH PATHOLOGIST | | | | | | | |
| Lynn Booth | 0.60 | 34,748.00 | 23,165.33 | 2,895.67 | 740 | 396 | STATE SP ED |
| Benefits | | 9,800.00 | 6,533.33 | 816.67 | 740 | 397 | STATE SP ED |
| Shannon Siepelmeier | 1.00 | 57,914.00 | 38,609.33 | 4,826.17 | 740 | 396 | STATE SP ED |
| Benefits | | 16,335.00 | 10,890.00 | 1,361.25 | 740 | 397 | STATE SP ED |
| Karly Zyskowski | 1.00 | 57,914.00 | 38,609.33 | 4,826.17 | 740 | 396 | STATE SP ED |
| Benefits | | 16,335.00 | 10,890.00 | 1,361.25 | 740 | 397 | STATE SP ED |
| EARLY CHILDHOOD | | | | | | | |
| Missy Carlson | 1.00 | 58,882.00 | 39,254.67 | 4,906.83 | 740 | 396 | STATE SP ED |
| Benefits | | 21,388.00 | 14,258.67 | 1,782.33 | 740 | 397 | STATE SP ED |
| Substitutes | | 800.00 | 533.33 | 66.67 | 740 | 394 | STATE SP ED |
| Travel | | 100.00 | 66.67 | 8.33 | 740 | 366 | STATE SP ED |
| OT/PT SERVICES | | | | | | | |
| Monica Capra | 0.43 | 28,307.00 | 18,871.33 | 2,358.92 | 740 | 396 | STATE SP ED |
| Benefits | | 6,039.00 | 4,026.00 | 503.25 | 740 | 397 | STATE SP ED |
| Alison Hanlin | 1.00 | 62,348.00 | 41,565.33 | 5,195.67 | 740 | 396 | STATE SP ED |
| Benefits | | 10,656.00 | 7,104.00 | 888.00 | 740 | 397 | STATE SP ED |
| Mary Testen | 0.80 | 41,226.00 | 27,484.00 | 3,435.50 | 740 | 396 | STATE SP ED |
| Benefits | | 12,455.00 | 8,303.33 | 1,037.92 | 740 | 397 | STATE SP ED |
| Jayne Boeding | 0.80 | 57,994.00 | 38,662.67 | 4,832.83 | 740 | 396 | STATE SP ED |
| Benefits | | 18,884.00 | 12,589.33 | 1,573.67 | 740 | 397 | STATE SP ED |
| PSYCHOLOGIST | | | | | | | |
| Molly Paulson | 1.00 | 85,986.00 | 57,324.00 | 7,165.50 | 740 | 396 | STATE SP ED |
| Benefits | | 26,797.00 | 17,864.67 | 2,233.08 | 740 | 397 | STATE SP ED |
| Candis Haekenkamp | 1.00 | 82,492.00 | 54,994.67 | 6,874.33 | 740 | 396 | STATE SP ED |
| Benefits | | 20,641.00 | 13,760.67 | 1,720.08 | 740 | 397 | STATE SP ED |
| Tess Mattson | 0.50 | 26,354.00 | 17,569.33 | 2,196.17 | 740 | 396 | STATE SP ED |
| Benefits | | 7,742.00 | 5,161.33 | 645.17 | 740 | 397 | STATE SP ED |
| Carey Field | 0.70 | 51,913.00 | 34,608.67 | 4,326.08 | 740 | 396 | STATE SP ED |
| Benefits | | 16,975.00 | 11,316.67 | 1,414.58 | 740 | 397 | STATE SP ED |
| SOCIAL WORKER | | | | | | | |
| Kaycee Tulip | 1.00 | 42,369.00 | 28,246.00 | 3,530.75 | 740 | 396 | STATE SP ED |
| Benefits | | 7,440.00 | 4,960.00 | 620.00 | 740 | 397 | STATE SP ED |
| Ashley Nelson | 1.00 | 51,533.00 | 34,355.33 | 4,294.42 | 740 | 396 | STATE SP ED |
| Benefits | | 9,035.00 | 6,023.33 | 752.92 | 740 | 397 | STATE SP ED |
| DIRECTOR SPECIAL ED | | | | | | | |
| Nicole Jack | 1.00 | 114,857.00 | 76,571.33 | 9,571.42 | 740 | 305 | STATE SP ED |
| Benefits | | 31,028.00 | 20,685.33 | 2,585.67 | 740 | 397 | STATE SP ED |
| ECSE 3-5 COORDINATOR | | | | | | | |
| Min MartinOakes | 0.14 | 16,875.00 | 11,250.00 | 1,406.25 | 740 | 396 | STATE SP ED |
| Benefits | | 3,672.00 | 2,448.00 | 306.00 | 740 | 397 | STATE SP ED |
| DUE PROCESS SECRETARIES | | | | | | | |
| Barb Calley | 0.50 | 12,311.00 | 8,207.33 | 1,025.92 | 740 | 396 | STATE SP ED |
| Benefits | | 2,133.00 | 1,422.00 | 177.75 | 740 | 397 | STATE SP ED |
| Kris Jurgenson | 0.10 | 4,989.00 | 3,326.00 | 415.75 | 740 | 396 | STATE SP ED |
| Benefits | | 1,523.00 | 1,015.33 | 126.92 | 740 | 397 | STATE SP ED |
| ASL INTERPRETER | | | | | | | |
| Michelle Kremer | 0.38 | 13,842.00 | 9,228.00 | 1,153.50 | 723 | 396 | STATE SP ED |
| Benefits | | 3,531.00 | 2,354.00 | 294.25 | 723 | 397 | STATE SP ED |
| REGULAR EDUCATION SERVICES | | | | | | | |
| ENGLISH AS A SECOND LANGUAGE | | | | | | | |
| Megan Hanten | 1.00 | 53,714.00 | 35,809.33 | 4,476.17 | 317 | 396 | COMP ED |
| Benefits | | 9,607.00 | 6,404.67 | 800.58 | 317 | 397 | COMP ED |
| Casey O'Donnell | 0.30 | 15,460.00 | 10,306.67 | 1,288.33 | 317 | 396 | COMP ED |
| Benefits | | 4,510.00 | 3,006.67 | 375.83 | 317 | 397 | COMP ED |
| Jeimy Yusty Rojas | 1.00 | 34,662.00 | 23,108.00 | 2,888.50 | 317 | 396 | COMP ED |
| Benefits | | 5,988.00 | 3,992.00 | 499.00 | 317 | 397 | COMP ED |
| Substitutes | | 750.00 | 500.00 | 62.50 | 317 | 394 | COMP ED |
| BUILDING ADMINISTRATION | | | | | | | |
| Min MartinOakes | 0.30 | 34,688.00 | 23,125.33 | 2,890.67 | 000 | 396 | COMM ED |
| Benefits | | 7,547.00 | 5,031.33 | 628.92 | 000 | 397 | COMM ED |
| Barb Calley | 0.50 | 12,311.00 | 8,207.33 | 1,025.92 | 000 | 396 | GEN FUND |
| Benefits | | 2,133.00 | 1,422.00 | 177.75 | 000 | 397 | GEN FUND |
| Substitutes | | 750.00 | 500.00 | 62.50 | 000 | 305 | GEN FUND |
| INSTRUCTIONAL COACHING | | | | | | | |
| | | 0.00 | 0.00 | 0.00 | 000 | 305 | GEN FUND |
| OPERATIONS COSTS | | | | | | | |
| LEASE | | 330,764.00 | 220,509.33 | 27,563.67 | 000 | 370 | LEASE LEVY |
| LTFM | | 30,409.99 | 20,273.33 | 2,534.17 | 000 | 390 | LTFM LEVY |
| ADMINISTRATIVE | | 52,301.00 | 34,867.33 | 4,358.42 | 000 | 305 | SUB GRANT |
| OPERATING FEE | | 80,100.00 | 53,400.00 | 6,675.00 | 000 | 305 | GEN FUND |
| TOTAL | | 1,821,857.99 | 1,214,571.99 | 151,821.50 | | | |

ZUMBROTA-MAZEPPA PUBLIC SCHOOLS

FY 20 BILL FOR SERVICES

PRELIM MAY 2019

SPECIAL EDUCATION SERVICES

| | FTE | ANNUAL AMT | INVOICED TO DATE | REMAINING PER MONTH | FIN | OBJ | REV SOURCE |
|--------------------------------------|------|---------------------|-------------------|---------------------|-----|-----|------------------|
| EARLY CHILDHOOD | | | | | | | |
| Alicia Zorn | 1.00 | 46,790.00 | 31,193.33 | 3,899.17 | 740 | 396 | STATE SP ED |
| Sarah Nygaard | 0.25 | 5,904.00 | 3,936.00 | 492.00 | 740 | 396 | STATE SP ED |
| Britnee Banitt | 0.80 | 19,774.00 | 13,182.67 | 1,647.83 | 740 | 396 | STATE SP ED |
| Nicole Meyer | 0.60 | 31,648.00 | 21,098.67 | 2,637.33 | 740 | 396 | STATE SP ED |
| Diane Tri | 0.40 | 8,094.00 | 5,396.00 | 674.50 | 740 | 396 | STATE SP ED |
| Lindsay Woodard | 0.26 | 15,058.00 | 10,038.67 | 1,254.83 | 740 | 396 | STATE SP ED |
| Rene Arendt | 0.09 | 5,299.00 | 3,532.67 | 441.58 | 740 | 396 | STATE SP ED |
| Substitutes | | 3,000.00 | 2,000.00 | 250.00 | 740 | 396 | STATE SP ED |
| Benefits | | 33,543.00 | 22,362.00 | 2,795.25 | 740 | 397 | STATE SP ED |
| OT/PT SERVICES | | | | | | | |
| Monica Capra | 0.14 | 9,216.00 | 6,144.00 | 768.00 | 740 | 396 | STATE SP ED |
| Teasha Archambault | 0.35 | 21,822.00 | 14,548.00 | 1,818.50 | 740 | 396 | STATE SP ED |
| Barb Kittleson | 0.30 | 19,064.00 | 12,709.33 | 1,588.67 | 740 | 396 | STATE SP ED |
| Benefits | | 15,609.00 | 10,406.00 | 1,300.75 | 740 | 397 | STATE SP ED |
| ASL INTERPRETER | | | | | | | |
| Lisa Warwick | 0.60 | 25,326.00 | 16,884.00 | 2,110.50 | 740 | 396 | STATE SP ED |
| Michelle Kremer | 0.56 | 20,399.00 | 13,599.33 | 1,699.92 | 740 | 396 | STATE SP ED |
| Benefits | | 9,464.00 | 6,309.33 | 788.67 | 740 | 397 | STATE SP ED |
| Substitutes | | 100.00 | 66.67 | 8.33 | 740 | 394 | STATE SP ED |
| SPEECH LANGUAGE PATHOLOGIST | | | | | | | |
| Megan Carlson | 1.00 | 57,914.00 | 38,609.33 | 4,826.17 | 740 | 396 | STATE SP ED |
| Presence Learning | 1.00 | 74,248.00 | 49,498.67 | 6,187.33 | 740 | 399 | STATE SP ED |
| Benefits | | 16,335.00 | 10,890.00 | 1,361.25 | 740 | 397 | STATE SP ED |
| ASSISTANT DIRECTOR SPECIAL ED | | | | | | | |
| Wendy Ahren | 0.50 | 51,562.00 | 34,374.67 | 4,296.83 | 740 | 305 | STATE SP ED |
| Benefits | | 11,979.00 | 7,986.00 | 998.25 | 740 | 397 | STATE SP ED |
| NURSING SERVICES | | | | | | | |
| Tiffany Boraas | 0.10 | 5,450.00 | 3,633.33 | 454.17 | 740 | 396 | STATE SP ED |
| Benefits | | 1,556.00 | 1,037.33 | 129.67 | 740 | 397 | STATE SP ED |
| PSYCHOLOGIST | | | | | | | |
| Abby Bartelma | 1.00 | 90,533.00 | 60,355.33 | 7,544.42 | 740 | 396 | STATE SP ED |
| Benefits | | 22,468.00 | 14,978.67 | 1,872.33 | 740 | 397 | STATE SP ED |
| REGULAR EDUCATION SERVICES | | | | | | | |
| ENGLISH AS A SECOND LANGUAGE | | | | | | | |
| Casey O'Donnell | 0.30 | 15,460.00 | 10,306.67 | 1,288.33 | 317 | 396 | COMP ED |
| Substitutes | | 500.00 | 333.33 | 41.67 | 317 | 396 | COMP ED |
| Benefits | | 4,510.00 | 3,006.67 | 375.83 | 317 | 397 | COMP ED |
| NURSING | | | | | | | |
| Tiffany Boraas | 0.90 | 49,053.00 | 32,702.00 | 4,087.75 | 000 | 396 | GEN FUND |
| Leslie Holt | 1.00 | 24,703.00 | 16,468.67 | 2,058.58 | 000 | 396 | GEN FUND |
| Travel Between Sites | | 450.00 | 300.00 | 37.50 | 000 | 397 | GEN FUND |
| Benefits | | 18,281.00 | 12,187.33 | 1,523.42 | 000 | 397 | GEN FUND |
| BUILDING ADMINISTRATION | | | | | | | |
| Wendy Ahren | 0.50 | 51,561.00 | 34,374.00 | 4,296.75 | 000 | 396 | GEN FUND |
| Benefits | | 11,978.00 | 7,985.33 | 998.17 | 000 | 397 | GEN FUND |
| INSTRUCTIONAL COACHING | | | | | | | |
| | | 0.00 | 0.00 | 0.00 | 000 | 305 | GEN FUND |
| COMMUNITY EDUCATION SERVICES | | | | | | | |
| ECFE | | | | | | | |
| Tessa Nobach | 0.50 | 27,292.00 | 18,194.67 | 2,274.33 | 325 | 396 | COMM ED |
| Susan Underdahl (Parent Ed) | 0.10 | 4,264.00 | 2,842.67 | 355.33 | 325 | 396 | COMM ED |
| Benefits | | 5,136.00 | 3,424.00 | 428.00 | 325 | 397 | COMM ED |
| SCHOOL READINESS | | | | | | | |
| Nicole Morgan | 1.00 | 23,673.00 | 15,782.00 | 1,972.75 | 344 | 396 | SCHOOL READINESS |
| Sarah Nygaard | 0.75 | 17,712.00 | 11,808.00 | 1,476.00 | 344 | 396 | SCHOOL READINESS |
| Benefits | | 11,811.00 | 7,874.00 | 984.25 | 344 | 397 | SCHOOL READINESS |
| OPERATIONS COSTS | | | | | | | |
| LEASE | | 159,891.00 | 106,594.00 | 13,324.25 | 000 | 370 | LEASE LEVY |
| LTFM | | 14,389.03 | 9,592.69 | 1,199.09 | 000 | 390 | LTFM LEVY |
| ADMINISTRATIVE | | 17,272.00 | 11,514.67 | 1,439.33 | 000 | 305 | SUB GRANT |
| OPERATING FEE | | 35,760.00 | 23,840.00 | 2,980.00 | 000 | 305 | GEN FUND |
| TOTAL | | 1,115,851.03 | 743,900.69 | 92,987.59 | | | |

CANNON FALLS PUBLIC SCHOOLS

FY 20 BILL FOR SERVICES

REVISED APRIL 2020

| SPECIAL EDUCATION SERVICES | | | | | | | | |
|-------------------------------------|------|-------------------|-------------------|---------------------|-----|-----|-------------|--|
| | FTE | ANNUAL AMT | INVOICED TO DATE | REMAINING PER MONTH | FIN | OBJ | REV SOURCE | |
| ECSE | | | | | | | | |
| Samantha Cromer | 1.00 | 41,846.00 | 35,092.50 | 2,251.17 | 740 | 396 | STATE SP ED | |
| Benefits | | 7,106.00 | 14,631.75 | -2,508.58 | 740 | 397 | STATE SP ED | |
| Nicole Meyer | 0.53 | 28,554.00 | 21,527.25 | 2,342.25 | 740 | 396 | STATE SP ED | |
| Benefits | | 5,704.00 | 3,771.00 | 644.33 | 740 | 397 | STATE SP ED | |
| Rene Arendt | 0.12 | 7,179.00 | 3,974.25 | 1,068.25 | 740 | 396 | STATE SP ED | |
| Benefits | | 2,294.00 | 1,182.75 | 370.42 | 740 | 397 | STATE SP ED | |
| Lindsay Woodard | 0.09 | 5,447.00 | 9,990.00 | -1,514.33 | 740 | 396 | STATE SP ED | |
| Benefits | | 1,536.00 | 3,071.25 | -511.75 | 740 | 397 | STATE SP ED | |
| Substitutes | | 500.00 | 1,875.00 | -458.33 | 740 | 394 | STATE SP ED | |
| OT/PT SERVICES | | | | | | | | |
| Monica Capra | 0.16 | 10,533.00 | 6,912.00 | 1,207.00 | 740 | 396 | STATE SP ED | |
| Benefits | | 2,247.00 | 1,474.50 | 257.50 | 740 | 397 | STATE SP ED | |
| Teasha Archambault | 0.30 | 19,200.00 | 16,366.50 | 944.50 | 740 | 396 | STATE SP ED | |
| Benefits | | 7,205.00 | 5,946.00 | 419.67 | 740 | 397 | STATE SP ED | |
| Barb Kittleson | 0.21 | 13,545.00 | 14,298.00 | -251.00 | 740 | 396 | STATE SP ED | |
| Benefits | | 4,110.00 | 4,287.00 | -59.00 | 740 | 397 | STATE SP ED | |
| Arlie McLaren | 0.19 | 10,023.00 | 15,787.50 | -1,921.50 | 740 | 396 | STATE SP ED | |
| Benefits | | 1,850.00 | 2,700.75 | -283.58 | 740 | 397 | STATE SP ED | |
| SPECIAL ED COORDINATOR | | | | | | | | |
| Sharon Noble | 1.00 | 84,532.00 | 63,399.00 | 7,044.33 | 740 | 305 | STATE SP ED | |
| Benefits | | 20,110.00 | 15,231.00 | 1,626.33 | 740 | 397 | STATE SP ED | |
| SPEECH LANGUAGE PATHOLOGIST | | | | | | | | |
| Lynn Booth | 0.40 | 24,208.00 | 17,374.50 | 2,277.83 | 740 | 399 | STATE SP ED | |
| Benefits | | 6,828.00 | 4,899.75 | 642.75 | 740 | 397 | STATE SP ED | |
| PSYCHOLOGIST | | | | | | | | |
| Kristin Kirk | 1.00 | 87,648.00 | 64,489.50 | 7,719.50 | 740 | 396 | STATE SP ED | |
| Benefits | | 16,307.00 | 11,806.50 | 1,500.17 | 740 | 397 | STATE SP ED | |
| SOCIAL WORK | | | | | | | | |
| Janae Blakeslee | 1.00 | 64,000.00 | 46,761.00 | 5,746.33 | 740 | 396 | STATE SP ED | |
| Benefits | | 11,526.00 | 8,556.00 | 990.00 | 740 | 397 | STATE SP ED | |
| Laura Burvee | 1.00 | 55,938.00 | 41,103.00 | 4,945.00 | 740 | 396 | STATE SP ED | |
| Benefits | | 22,869.00 | 16,230.00 | 2,213.00 | 740 | 397 | STATE SP ED | |
| REGULAR EDUCATION SERVICES | | | | | | | | |
| ENGLISH AS A SECOND LANGUAGE | | | | | | | | |
| Casey O'Donnell | 0.50 | 25,830.00 | 15,459.75 | 3,456.75 | 317 | 396 | COMP ED | |
| Benefits | | 7,582.00 | 4,510.50 | 1,023.83 | 317 | 397 | COMP ED | |
| INSTRUCTIONAL COACHING | | | | | | | | |
| | | 0.00 | 0.00 | 0.00 | 000 | 305 | GEN FUND | |
| COMMUNITY EDUCATION SERVICES | | | | | | | | |
| SCHOOL READINESS | | | | | | | | |
| | | 0.00 | 0.00 | 0.00 | | | | |
| OPERATIONS COSTS | | | | | | | | |
| LEASE | | 139,558.00 | 104,668.50 | 11,629.83 | 000 | 370 | LEASE LEVY | |
| LTFM | | 12,686.91 | 9,515.18 | 1,057.24 | 000 | 390 | LTFM LEVY | |
| ADMINISTRATIVE | | 17,078.00 | 12,808.50 | 1,423.17 | 000 | 305 | SUB GRANT | |
| OPERATING FEE | | 32,850.00 | 24,637.50 | 2,737.50 | 000 | 305 | GEN FUND | |
| TOTAL | | 798,429.91 | 624,338.18 | 58,030.58 | | | | |

| KENYON-WANAMINGO PUBLIC SCHOOLS | | | | | | | | |
|-------------------------------------|------|-------------------|-------------------|---------------------|-----|-----|--------------|--|
| FY 20 BILL FOR SERVICES | | | | | | | | |
| REVISED APRIL 2020 | | | | | | | | |
| SPECIAL EDUCATION SERVICES | | | | | | | | |
| | FTE | ANNUAL AMT | INVOICED TO DATE | REMAINING PER MONTH | FIN | OBJ | REV SOURCE | |
| EARLY CHILDHOOD | | | | | | | | |
| Karen Adams | 1.00 | 59,058.00 | 44,184.75 | 4,957.75 | 740 | 396 | STATE SP ED | |
| Nicole Meyer | 0.40 | 21,550.00 | 7,911.75 | 4,546.08 | 740 | 396 | STATE SP ED | |
| Lindsay Woodard | 0.07 | 4,236.00 | 7,383.75 | -1,049.25 | 740 | 396 | STATE SP ED | |
| Rene Arnedt | 0.09 | 5,384.00 | 2,649.75 | 911.42 | 740 | 396 | STATE SP ED | |
| Benefits | | 23,647.00 | 17,051.25 | 2,198.58 | 740 | 397 | STATE SP ED | |
| Substitutes | | 3,500.00 | 750.00 | 916.67 | 740 | 394 | STATE SP ED | |
| PARPROFESSIONALS | | | | | | | | |
| Annette Kraft | 1.00 | 23,925.00 | 18,346.50 | 1,859.50 | 740 | 396 | STATE SP ED | |
| Benefits | | 4,012.00 | 3,142.50 | 289.83 | 740 | 397 | STATE SP ED | |
| Substitutes | | 700.00 | 525.00 | 58.33 | 740 | 394 | STATE SP ED | |
| OT/PT SERVICES | | | | | | | | |
| Monica Capra | 0.00 | 0.00 | 5,430.75 | -1,810.25 | 740 | 396 | STATE SP ED | |
| Teasha Archambault | 0.31 | 19,840.00 | 12,157.50 | 2,560.83 | 740 | 396 | STATE SP ED | |
| Barb Kittleson | 0.16 | 10,320.00 | 10,485.75 | -55.25 | 740 | 396 | STATE SP ED | |
| Benefits | | 10,587.00 | 8,719.50 | 622.50 | 740 | 397 | STATE SP ED | |
| SPEECH LANGUAGE PATHOLOGIST | | | | | | | | |
| Angelica-Louise Lapus | 1.00 | 60,521.00 | 43,435.50 | 5,695.17 | 740 | 396 | STATE SP ED | |
| Benefits | | 17,070.00 | 12,250.50 | 1,606.50 | 740 | 397 | STATE SP ED | |
| NURSING SERVICES | | | | | | | | |
| Sara Nystuen | 0.09 | 5,224.00 | 3,933.75 | 430.08 | 740 | 396 | STATE SP ED | |
| Benefits | | 1,640.00 | 1,266.75 | 124.42 | 740 | 397 | STATE SP ED | |
| PSYCHOLOGIST | | | | | | | | |
| Kelsey Lemmon | 0.80 | 44,049.00 | 32,962.50 | 3,695.50 | 740 | 396 | STATE SP ED | |
| Benefits | | 7,485.00 | 6,888.00 | 199.00 | 740 | 397 | STATE SP ED | |
| SPECIAL ED COORDINATOR | | | | | | | | |
| Amy Buchal | 1.00 | 84,532.00 | 63,399.00 | 7,044.33 | 740 | 305 | STATE SP ED | |
| Benefits | | 20,111.00 | 15,231.00 | 1,626.67 | 740 | 397 | STATE SP ED | |
| REGULAR EDUCATION SERVICES | | | | | | | | |
| ENGLISH AS A SECOND LANGUAGE | | | | | | | | |
| Heather Zeissler | 0.70 | 37,692.00 | 28,200.00 | 3,164.00 | 317 | 396 | COMP ED | |
| Benefits | | 6,543.00 | 4,942.50 | 533.50 | 317 | 397 | COMP ED | |
| Substitutes | | 2,000.00 | 1,500.00 | 166.67 | 317 | 394 | COMP ED | |
| Heather Zeissler | 0.30 | 16,154.00 | 12,085.50 | 1,356.17 | 000 | 396 | OTHER SOURCE | |
| Benefits | | 2,804.00 | 2,118.00 | 228.67 | 000 | 397 | OTHER SOURCE | |
| NURSING | | | | | | | | |
| Sara Nystuen | 0.83 | 48,176.00 | 35,400.75 | 4,258.42 | 000 | 396 | GEN FUND | |
| Benefits | | 15,126.00 | 11,397.00 | 1,243.00 | 000 | 397 | GEN FUND | |
| Travel - between sites | | 700.00 | 525.00 | 58.33 | 000 | 366 | GEN FUND | |
| INSTRUCTIONAL COACHING | | | | | | | | |
| | | 0.00 | 0.00 | 0.00 | 000 | 305 | GEN FUND | |
| COMMUNITY EDUCATION SERVICES | | | | | | | | |
| ECFE | | | | | | | | |
| | | 0.00 | 0.00 | 0.00 | | | | |
| SCHOOL READINESS | | | | | | | | |
| | | 0.00 | 0.00 | 0.00 | | | | |
| OPERATIONS COSTS | | | | | | | | |
| LEASE | | 98,815.00 | 74,111.25 | 8,234.58 | 000 | 370 | LEASE LEVY | |
| LTFM | | 8,791.35 | 6,593.51 | 732.61 | 000 | 390 | LTFM LEVY | |
| ADMINISTRATIVE | | 13,002.00 | 9,751.50 | 1,083.50 | 000 | 305 | SUB GRANT | |
| OPERATING FEE | | 22,680.00 | 17,010.00 | 1,890.00 | 000 | 305 | GEN FUND | |
| TOTAL | | 699,874.35 | 521,740.76 | 59,377.86 | | | | |

| LAKE CITY PUBLIC SCHOOLS | | | | | | | | |
|-------------------------------------|------|-------------------|-------------------|---------------------|-----|-----|-------------|--|
| FY 20 BILL FOR SERVICES | | | | | | | | |
| REVISED APRIL 2020 | | | | | | | | |
| SPECIAL EDUCATION SERVICES | | | | | | | | |
| | FTE | ANNUAL AMT | INVOICED TO DATE | REMAINING PER MONTH | FIN | OBJ | REV SOURCE | |
| ECSE | | | | | | | | |
| Sarah Sperger | 0.50 | 28,773.00 | 21,527.25 | 2,415.25 | 740 | 396 | STATE SP ED | |
| Rene Arendt | 0.00 | 0.00 | 4,416.00 | -1,472.00 | 740 | 396 | STATE SP ED | |
| Lindsay Woodard | 0.11 | 6,657.00 | 0.00 | 2,219.00 | 740 | 396 | STATE SP ED | |
| Benefits | | 6,868.00 | 5,158.50 | 569.83 | 740 | 397 | STATE SP ED | |
| OT/PT SERVICES | | | | | | | | |
| Monica Capra | 0.18 | 11,849.00 | 7,899.75 | 1,316.42 | 740 | 396 | STATE SP ED | |
| Jayne Boeding | 0.27 | 19,891.00 | 10,873.50 | 3,005.83 | 740 | 396 | STATE SP ED | |
| Barb Kittelson | 0.24 | 15,480.00 | 0.00 | 5,160.00 | 740 | 396 | STATE SP ED | |
| Mary Testen | 0.26 | 13,432.00 | 0.00 | 4,477.33 | 740 | 396 | STATE SP ED | |
| Arlie McLaren | 0.22 | 11,606.00 | 23,680.50 | -4,024.83 | 740 | 396 | STATE SP ED | |
| Benefits | | 20,660.00 | 9,277.50 | 3,794.17 | 740 | 397 | STATE SP ED | |
| SPECIAL ED TEACHER | | | | | | | | |
| Hailey Pottinger | 0.44 | 14,174.00 | 0.00 | 6,760.58 | 740 | 396 | STATE SP ED | |
| Benfits | | 2,985.00 | 0.00 | 1,883.58 | 740 | 397 | STATE SP ED | |
| PSYCHOLOGIST | | | | | | | | |
| Brittany Liljevall | 1.00 | 80,683.00 | 60,401.25 | 6,760.58 | 740 | 396 | STATE SP ED | |
| Makenna Holt | 0.60 | 44,584.00 | 33,372.75 | 3,737.08 | 740 | 396 | STATE SP ED | |
| Benfits | | 28,804.00 | 21,371.25 | 2,477.58 | 740 | 397 | STATE SP ED | |
| SPEECH LANGUAGE PATHOLOGIST | | | | | | | | |
| Stephanie Weisenbeck | 1.00 | 60,521.00 | 43,435.50 | 5,695.17 | 740 | 396 | STATE SP ED | |
| Rebecca Nolan | 1.00 | 60,521.00 | 43,435.50 | 5,695.17 | 740 | 396 | STATE SP ED | |
| Benefits | | 34,140.00 | 24,501.75 | 3,212.75 | 740 | 397 | STATE SP ED | |
| ASL INTERPRETER | | | | | | | | |
| Michelle Kremer | 0.06 | 2,113.00 | 1,639.50 | 157.83 | 740 | 396 | STATE SP ED | |
| Benefits | | 539.00 | 418.50 | 40.17 | 740 | 397 | STATE SP ED | |
| REGULAR EDUCATION SERVICES | | | | | | | | |
| ENGLISH AS A SECOND LANGUAGE | | | | | | | | |
| COMMUNITY EDUCATION SERVICES | | | | | | | | |
| OPERATIONS COSTS | | | | | | | | |
| LEASE | | 155,167.00 | 116,375.25 | 12,930.58 | 000 | 370 | LEASE LEVY | |
| LTFM | | 14,248.65 | 10,686.49 | 1,187.39 | 000 | 390 | LTFM LEVY | |
| ADMINISTRATIVE | | 19,213.00 | 14,409.75 | 1,601.08 | 000 | 305 | SUB GRANT | |
| OPERATING FEE | | 36,930.00 | 27,697.50 | 3,077.50 | 000 | 305 | GEN FUND | |
| TOTAL | | 689,838.65 | 480,577.99 | 72,678.05 | | | | |

| RED WING PUBLIC SCHOOLS | | | | | | | |
|-------------------------------------|------|---------------------|---------------------|---------------------|-----|-----|-------------|
| FY 20 BILL FOR SERVICES | | | | | | | |
| REVISED APRIL 2020 | | | | | | | |
| SPECIAL EDUCATION SERVICES | | | | | | | |
| | FTE | ANNUAL AMT | INVOICED TO DATE | REMAINING PER MONTH | FIN | OBJ | REV SOURCE |
| SPEECH PATHOLOGIST | | | | | | | |
| Lynn Booth | 0.60 | 36,313.00 | 26,061.00 | 3,417.33 | 740 | 396 | STATE SP ED |
| Benefits | | 10,242.00 | 7,350.00 | 964.00 | 740 | 397 | STATE SP ED |
| Shannon Siepelmeyer | 1.00 | 60,521.00 | 43,435.50 | 5,695.17 | 740 | 396 | STATE SP ED |
| Benefits | | 17,070.00 | 12,251.25 | 1,606.25 | 740 | 397 | STATE SP ED |
| Lindsay Woodard | 0.29 | 17,551.00 | 0.00 | 5,850.33 | 740 | 396 | STATE SP ED |
| Benefits | | 4,950.00 | 0.00 | 1,650.00 | 740 | 397 | STATE SP ED |
| Karly Zyskowski | 1.00 | 60,521.00 | 43,435.50 | 5,695.17 | 740 | 396 | STATE SP ED |
| Benefits | | 17,070.00 | 12,251.25 | 1,606.25 | 740 | 397 | STATE SP ED |
| Presence Learning | 0.50 | 38,796.00 | 0.00 | 12,932.00 | 740 | 399 | STATE SP ED |
| Presence Learning Evals | | 2,500.00 | 0.00 | 833.33 | 740 | 399 | STATE SP ED |
| EARLY CHILDHOOD | | | | | | | |
| Missy Carlson | 1.00 | 58,923.00 | 44,161.50 | 4,920.50 | 740 | 396 | STATE SP ED |
| Benefits | | 22,191.00 | 16,041.00 | 2,050.00 | 740 | 397 | STATE SP ED |
| Substitutes | | 800.00 | 600.00 | 66.67 | 740 | 394 | STATE SP ED |
| Travel | | 100.00 | 75.00 | 8.33 | 740 | 366 | STATE SP ED |
| OT/PT SERVICES | | | | | | | |
| Monica Capra | 0.48 | 31,598.00 | 21,230.25 | 3,455.92 | 740 | 396 | STATE SP ED |
| Benefits | | 6,741.00 | 4,529.25 | 737.25 | 740 | 397 | STATE SP ED |
| Alison Hanlin | 1.00 | 63,500.00 | 46,761.00 | 5,579.67 | 740 | 396 | STATE SP ED |
| Benefits | | 10,716.00 | 7,992.00 | 908.00 | 740 | 397 | STATE SP ED |
| Arlie McLaren | 0.59 | 31,124.00 | 0.00 | 10,374.67 | 740 | 396 | STATE SP ED |
| Benefits | | 5,715.00 | 0.00 | 1,905.00 | 740 | 397 | STATE SP ED |
| Mary Testen | 0.71 | 36,679.00 | 30,919.50 | 1,919.83 | 740 | 396 | STATE SP ED |
| Benefits | | 11,983.00 | 9,341.25 | 880.58 | 740 | 397 | STATE SP ED |
| Jayne Boeding | 0.73 | 53,779.00 | 43,495.50 | 3,427.83 | 740 | 396 | STATE SP ED |
| Benefits | | 18,702.00 | 14,163.00 | 1,513.00 | 740 | 397 | STATE SP ED |
| PSYCHOLOGIST | | | | | | | |
| Molly Paulson | 1.00 | 87,148.00 | 64,489.50 | 7,552.83 | 740 | 396 | STATE SP ED |
| Benefits | | 27,466.00 | 20,097.75 | 2,456.08 | 740 | 397 | STATE SP ED |
| Candis Rome | 1.00 | 82,670.00 | 61,869.00 | 6,933.67 | 740 | 396 | STATE SP ED |
| Benefits | | 21,059.00 | 15,480.75 | 1,859.42 | 740 | 397 | STATE SP ED |
| Tess Mattson | 0.00 | 0.00 | 19,765.50 | -6,588.50 | 740 | 396 | STATE SP ED |
| Benefits | | 0.00 | 5,806.50 | -1,935.50 | 740 | 397 | STATE SP ED |
| Carey Field | 1.00 | 74,306.00 | 38,934.75 | 11,790.42 | 740 | 396 | STATE SP ED |
| Benefits | | 24,856.00 | 12,731.25 | 4,041.58 | 740 | 397 | STATE SP ED |
| SOCIAL WORKER | | | | | | | |
| Kaycee Tulip | 1.00 | 42,473.00 | 31,776.75 | 3,565.42 | 740 | 396 | STATE SP ED |
| Benefits | | 7,315.00 | 5,580.00 | 578.33 | 740 | 397 | STATE SP ED |
| Ashley Nelson | 1.00 | 51,660.00 | 38,649.75 | 4,336.75 | 740 | 396 | STATE SP ED |
| Benefits | | 9,032.00 | 6,776.25 | 751.92 | 740 | 397 | STATE SP ED |
| DIRECTOR SPECIAL ED | | | | | | | |
| Nicole Jack | 0.12 | 14,357.00 | 86,142.75 | -23,928.58 | 740 | 305 | STATE SP ED |
| Benefits | | 3,771.00 | 23,271.00 | -6,500.00 | 740 | 397 | STATE SP ED |
| Sonia Smith | 0.85 | 94,663.00 | 0.00 | 31,554.33 | 740 | 305 | STATE SP ED |
| Benefits | | 28,062.00 | 0.00 | 9,354.00 | 740 | 397 | STATE SP ED |
| ECSE 3-5 COORDINATOR | | | | | | | |
| Min MartinOakes | 0.14 | 13,500.00 | 12,656.25 | 281.25 | 740 | 396 | STATE SP ED |
| Benefits | | 1,982.00 | 2,754.00 | -257.33 | 740 | 397 | STATE SP ED |
| DUE PROCESS SECRETARIES | | | | | | | |
| Barb Calley | 0.50 | 11,934.00 | 9,233.25 | 900.25 | 740 | 396 | STATE SP ED |
| Benefits | | 2,071.00 | 1,599.75 | 157.08 | 740 | 397 | STATE SP ED |
| Kris Jurgenson | 0.10 | 4,989.00 | 3,741.75 | 415.75 | 740 | 396 | STATE SP ED |
| Benefits | | 1,441.00 | 1,142.25 | 99.58 | 740 | 397 | STATE SP ED |
| ASL INTERPRETER | | | | | | | |
| Michelle Kremer | 0.38 | 13,381.00 | 10,381.50 | 999.83 | 723 | 396 | STATE SP ED |
| Benefits | | 3,393.00 | 2,648.25 | 248.25 | 723 | 397 | STATE SP ED |
| Unemployment - P Eberlein | | 2,500.00 | 0.00 | 833.33 | 740 | 397 | STATE SP ED |
| REGULAR EDUCATION SERVICES | | | | | | | |
| ENGLISH AS A SECOND LANGUAGE | | | | | | | |
| Megan Hanten | 1.00 | 53,580.00 | 40,285.50 | 4,431.50 | 317 | 396 | COMP ED |
| Benefits | | 9,490.00 | 7,205.25 | 761.58 | 317 | 397 | COMP ED |
| Casey O'Donnell | 0.00 | 0.00 | 11,595.00 | -3,865.00 | 317 | 396 | COMP ED |
| Benefits | | 0.00 | 3,382.50 | -1,127.50 | 317 | 397 | COMP ED |
| Jelmy Yusty Rojas | 1.00 | 33,031.00 | 25,996.50 | 2,344.83 | 317 | 396 | COMP ED |
| Benefits | | 5,632.00 | 4,491.00 | 380.33 | 317 | 397 | COMP ED |
| Substitutes | | 2,000.00 | 562.50 | 479.17 | 317 | 394 | COMP ED |
| BUILDING ADMINISTRATION | | | | | | | |
| Min MartinOakes | 0.30 | 28,500.00 | 26,016.00 | 828.00 | 000 | 396 | COMM ED |
| Benefits | | 6,946.00 | 5,660.25 | 428.58 | 000 | 397 | COMM ED |
| Barb Calley | 0.50 | 11,934.00 | 9,233.25 | 900.25 | 000 | 396 | GEN FUND |
| Benefits | | 2,071.00 | 1,599.75 | 157.08 | 000 | 397 | GEN FUND |
| Substitutes | | 815.00 | 562.50 | 84.17 | 000 | 305 | GEN FUND |
| INSTRUCTIONAL COACHING | | | | | | | |
| | | 0.00 | 0.00 | 0.00 | 000 | 305 | GEN FUND |
| OPERATIONS COSTS | | | | | | | |
| LEASE | | 330,764.00 | 248,073.00 | 27,563.67 | 000 | 370 | LEASE LEVY |
| LTFM | | 30,409.99 | 22,807.49 | 2,534.17 | 000 | 390 | LTFM LEVY |
| ADMINISTRATIVE | | 52,301.00 | 39,225.75 | 4,358.42 | 000 | 305 | SUB GRANT |
| OPERATING FEE | | 80,100.00 | 60,075.00 | 6,675.00 | 000 | 305 | GEN FUND |
| TOTAL | | 1,889,687.99 | 1,366,393.49 | 174,431.50 | | | |

ZUMBROTA-MAZEPPA PUBLIC SCHOOLS

FY 20 BILL FOR SERVICES

REVISED APRIL 2020

| | FTE | ANNUAL AMT | INVOICED TO DATE | REMAINING PER MONTH | FIN | OBJ | REV SOURCE |
|--------------------------------------|------|---------------------|-------------------|---------------------|-----|-----|----------------|
| SPECIAL EDUCATION SERVICES | | | | | | | |
| EARLY CHILDHOOD | | | | | | | |
| Alicia Zorn | 1.00 | 36,683.00 | 35,092.50 | 530.17 | 740 | 396 | STATE SP ED |
| Sarah Nygaard | 0.25 | 5,958.00 | 4,428.00 | 510.00 | 740 | 396 | STATE SP ED |
| Britnee Banitt | 0.80 | 16,187.00 | 14,830.50 | 452.17 | 740 | 396 | STATE SP ED |
| Nicole Meyer | 0.00 | 0.00 | 23,736.00 | -7,912.00 | 740 | 396 | STATE SP ED |
| Sarah Spenger | 0.45 | 25,896.00 | 0.00 | 8,632.00 | 740 | 396 | STATE SP ED |
| Diane Tri | 0.00 | 0.00 | 6,070.50 | -2,023.50 | 740 | 396 | STATE SP ED |
| Lindsay Woodard | 0.10 | 6,052.00 | 11,293.50 | -1,747.17 | 740 | 396 | STATE SP ED |
| Rene Arendt | 0.12 | 7,179.00 | 3,974.25 | 1,068.25 | 740 | 396 | STATE SP ED |
| Substitutes | | 500.00 | 2,250.00 | -583.33 | 740 | 396 | STATE SP ED |
| Benefits | | 21,496.00 | 25,157.25 | -1,220.42 | 740 | 397 | STATE SP ED |
| Travel between Sites | | 100.00 | 0.00 | 33.33 | 740 | 366 | STATE SP ED |
| OT/PT SERVICES | | | | | | | |
| Monica Capra | 0.16 | 10,533.00 | 6,912.00 | 1,207.00 | 740 | 396 | STATE SP ED |
| Teasha Archambault | 0.35 | 22,400.00 | 16,366.50 | 2,011.17 | 740 | 396 | STATE SP ED |
| Barb Kittleson | 0.21 | 13,545.00 | 14,298.00 | -251.00 | 740 | 396 | STATE SP ED |
| Benefits | | 14,774.00 | 11,706.75 | 1,022.42 | 740 | 397 | STATE SP ED |
| ASL INTERPRETER | | | | | | | |
| Lisa Warwick | 0.60 | 23,675.00 | 18,994.50 | 1,560.17 | 740 | 396 | STATE SP ED |
| Michelle Kremer | 0.56 | 19,719.00 | 15,299.25 | 1,473.25 | 740 | 396 | STATE SP ED |
| Benefits | | 8,964.00 | 7,098.00 | 622.00 | 740 | 397 | STATE SP ED |
| Substitutes | | 0.00 | 75.00 | -25.00 | 740 | 394 | STATE SP ED |
| SPEECH LANGUAGE PATHOLOGIST | | | | | | | |
| Megan Carlson | 1.00 | 60,521.00 | 43,435.50 | 5,695.17 | 740 | 396 | STATE SP ED |
| Presence Learning | 1.00 | 77,591.00 | 55,686.00 | 7,301.67 | 740 | 399 | STATE SP ED |
| Presence Learning Evals | | 10,000.00 | 0.00 | 3,333.33 | 740 | 399 | STATE SP ED |
| Benefits | | 17,070.00 | 12,251.25 | 1,606.25 | 740 | 397 | STATE SP ED |
| ASSISTANT DIRECTOR SPECIAL ED | | | | | | | |
| Wendy Ahren | 0.50 | 51,562.00 | 38,671.50 | 4,296.83 | 740 | 305 | STATE SP ED |
| Benefits | | 11,852.00 | 8,984.25 | 955.92 | 740 | 397 | STATE SP ED |
| NURSING SERVICES | | | | | | | |
| Tiffany Boraas | 0.10 | 5,611.00 | 4,087.50 | 507.83 | 740 | 396 | STATE SP ED |
| Benefits | | 1,582.00 | 1,167.00 | 138.33 | 740 | 397 | STATE SP ED |
| PSYCHOLOGIST | | | | | | | |
| Abby Bartelma | 1.00 | 91,706.00 | 67,899.75 | 7,935.42 | 740 | 396 | STATE SP ED |
| Benefits | | 23,189.00 | 16,851.00 | 2,112.67 | 740 | 397 | STATE SP ED |
| REGULAR EDUCATION SERVICES | | | | | | | |
| ENGLISH AS A SECOND LANGUAGE | | | | | | | |
| Casey O'Donnell | 0.50 | 25,830.00 | 11,595.00 | 4,745.00 | 317 | 396 | COMP ED |
| Substitutes | | 500.00 | 375.00 | 41.67 | 317 | 396 | COMP ED |
| Benefits | | 7,581.00 | 3,382.50 | 1,399.50 | 317 | 397 | COMP ED |
| NURSING | | | | | | | |
| Tiffany Boraas | 0.90 | 50,494.00 | 36,789.75 | 4,568.08 | 000 | 396 | GEN FUND |
| Rachel Propst | 1.00 | 24,439.00 | 18,527.25 | 1,970.58 | 000 | 396 | GEN FUND |
| Substitutes | | 100.00 | 0.00 | 33.33 | 000 | 399 | GEN FUND |
| Travel Between Sites | | 300.00 | 337.50 | -12.50 | 000 | 397 | GEN FUND |
| Benefits | | 18,396.00 | 13,710.75 | 1,561.75 | 000 | 397 | GEN FUND |
| BUILDING ADMINISTRATION | | | | | | | |
| Wendy Ahren | 0.50 | 51,561.00 | 38,670.75 | 4,296.75 | 000 | 396 | GEN FUND |
| Benefits | | 11,852.00 | 8,983.50 | 956.17 | 000 | 397 | GEN FUND |
| INSTRUCTIONAL COACHING | | | | | | | |
| | | 0.00 | 0.00 | 0.00 | 000 | 305 | GEN FUND |
| COMMUNITY EDUCATION SERVICES | | | | | | | |
| ECFE | | | | | | | |
| Tessa Nobach | 0.50 | 21,145.00 | 20,469.00 | 225.33 | 325 | 396 | COMM ED |
| Susan Underdahl (Parent Ed) | 0.10 | 3,696.00 | 3,198.00 | 166.00 | 325 | 396 | COMM ED |
| Benefits | | 4,018.00 | 3,852.00 | 55.33 | 325 | 397 | COMM ED |
| SCHOOL READINESS | | | | | | | |
| Nicole Morgan | 1.00 | 26,003.00 | 17,754.75 | 2,749.42 | 344 | 396 | SCHOOL READINE |
| Sarah Nygaard | 0.75 | 17,873.00 | 13,284.00 | 1,529.67 | 344 | 396 | SCHOOL READINE |
| Benefits | | 12,184.00 | 8,858.25 | 1,108.58 | 344 | 397 | SCHOOL READINE |
| OPERATIONS COSTS | | | | | | | |
| LEASE | | 159,891.00 | 119,918.25 | 13,324.25 | 000 | 370 | LEASE LEVY |
| LTFM | | 14,389.03 | 10,791.77 | 1,199.09 | 000 | 390 | LTFM LEVY |
| ADMINISTRATIVE | | 17,272.00 | 12,954.00 | 1,439.33 | 000 | 305 | SUB GRANT |
| OPERATING FEE | | 35,760.00 | 26,820.00 | 2,980.00 | 000 | 305 | GEN FUND |
| TOTAL | | 1,087,629.03 | 836,888.27 | 83,580.25 | | | |

GOODHUE CO ED DISTRICT
GENERAL FUND REVENUE & EXPENDITURES - ANALYSIS
FOR THE FISCAL YEAR ENDING JUNE 30, 2020

GENERAL FUND

REVENUE

| REVENUE CATEGORIES | 2nd Prior Year Final | Prior Year | Adopted Budget 2019-20 | Revised Budget 2019- 20 | Received YTD | N/A | Budget Remaining | Current Year | FY 18-19 | FY 17-18 |
|------------------------------|-------------------------|-------------------|------------------------------|-------------------------------|------------------|-----|---------------------|----------------------------|-----------------------------|-----------------------------|
| | | | | | | | | % of Budget Received | % of Actuals Received | % of Actuals Received |
| STATE | 3,393,686 | 3,178,401 | 3,505,921 | 3,689,037 | 2,121,237 | - | 1,567,800 | 58% | 63% | 58% |
| FEDERAL | 1,970,149 | 1,770,360 | 1,869,469 | 1,895,113 | 566,584 | - | 1,328,529 | 30% | 39% | 48% |
| TUITION | 6,047,019 | 6,395,867 | 6,559,894 | 6,722,880 | 4,099,967 | - | 2,622,913 | 61% | 61% | 63% |
| LOCAL (FEES, INTEREST, ETC.) | 735,941 | 1,039,025 | 856,146 | 852,641 | 561,999 | - | 290,642 | 66% | 85% | 76% |
| TOTALS | 12,146,794 | 12,383,653 | 12,791,430 | 13,159,671 | 7,349,786 | - | 5,809,885 | 56% | 61% | 60% |

EXPENDITURES - BY OBJECT

| OBJECT SERIES | 2nd Prior Year Final | Prior Year | Adopted Budget 2019-20 | Revised Budget 2019- 20 | Expenses YTD | Encumb YTD | Budget Remaining | Current Year | FY 18-19 | FY 17-18 |
|--------------------|-------------------------|-------------------|------------------------------|-------------------------------|------------------|---------------|---------------------|----------------------------|-----------------------------|-----------------------------|
| | | | | | | | | % of Budget Expended | % of Actuals Expended | % of Actuals Expended |
| SALARIES & WAGES | 5,626,092 | 5,919,959 | 6,316,068 | 6,393,250 | 3,955,148 | - | 2,438,102 | 62% | 63% | 64% |
| EMPLOYEE BENEFITS | 1,412,416 | 1,495,180 | 1,654,025 | 1,666,307 | 1,023,697 | - | 642,610 | 61% | 64% | 64% |
| PURCHASED SERVICES | 3,392,905 | 3,444,894 | 3,491,930 | 3,721,296 | 1,252,428 | - | 2,468,868 | 34% | 29% | 32% |
| SUPPLIES | 411,013 | 377,522 | 476,252 | 444,208 | 209,298 | - | 234,910 | 47% | 72% | 67% |
| EQUIPMENT | 1,034,238 | 1,057,823 | 1,189,195 | 1,190,091 | 1,092,703 | - | 97,388 | 92% | 100% | 100% |
| OTHER EXPENDITURES | 14,268 | 18,791 | 16,876 | 21,159 | 18,937 | - | 2,222 | 89% | 85% | 138% |
| TOTALS | 11,890,933 | 12,314,168 | 13,144,346 | 13,436,311 | 7,552,211 | - | 5,884,100 | 56% | 57% | 58% |

EXPENDITURES - BY PROGRAM

| PROGRAM SERIES | 2nd Prior Year Final | Prior Year | Adopted Budget 2019-20 | Revised Budget 2019- 20 | Expenses YTD | Encumb YTD | Budget Remaining | Current Year | FY 18-19 | FY 17-18 |
|-------------------------|-------------------------|-------------------|------------------------------|-------------------------------|------------------|---------------|---------------------|----------------------------|-----------------------------|-----------------------------|
| | | | | | | | | % of Budget Expended | % of Actuals Expended | % of Actuals Expended |
| SITE ADMINISTRATION | 73,829 | 78,555 | 61,087 | 59,446 | 41,786 | - | 17,660 | 70% | 75% | 76% |
| DISTRICT ADMINISTRATION | 124,308 | 125,920 | 118,001 | 112,225 | 72,284 | - | 39,941 | 64% | 75% | 74% |
| SUPPORT SERVICES | 186,293 | 187,030 | 208,955 | 218,630 | 261,768 | - | (43,138) | 120% | 123% | 121% |
| REGULAR INSTRUCTION | 1,460,269 | 1,457,714 | 1,507,778 | 1,534,281 | 497,677 | - | 1,036,604 | 32% | 32% | 30% |
| VOCATIONAL INSTRUCTION | 298,845 | 295,462 | 301,487 | 313,508 | 175,289 | - | 138,219 | 56% | 54% | 58% |
| SPECIAL EDUCATION | 6,832,813 | 6,964,151 | 7,512,964 | 7,717,900 | 4,226,549 | - | 3,491,351 | 55% | 55% | 57% |
| INSTRUCTIONAL SUPPORT | 370,375 | 460,906 | 458,607 | 484,252 | 215,962 | - | 268,290 | 45% | 49% | 56% |
| PUPIL SUPPORT SERVICES | 1,191,715 | 1,277,968 | 1,353,872 | 1,368,136 | 782,974 | - | 585,162 | 57% | 59% | 59% |
| FACILITIES | 1,352,486 | 1,466,464 | 1,621,595 | 1,627,933 | 1,277,924 | - | 350,009 | 78% | 85% | 85% |
| OTHER FINANCING USES | - | - | - | - | - | - | - | 0% | 0% | 0% |
| TOTALS | 11,890,933 | 12,314,168 | 13,144,346 | 13,436,311 | 7,552,211 | - | 5,884,100 | 56% | 57% | 58% |

NET GAIN/LOSS TO FUND BAL 255,861 69,485 (352,916) (276,640) (202,425)

ENDING FUND BALANCE 1,296,265 1,365,750 1,012,834 1,089,110.14

AS A PERCENT OF EXP 10.90% 11.49% 8.22% 8.84%

B. Mandatory CEIS Planning

CEIS Information for Planning

Significant Disproportionality in Racial and Ethnic Groups in Special Education

CEIS Plan must be submitted by July 1, 2020. MDE will review the program narrative. Any additional information requested by MDE will need to be submitted by October 30, 2020.

We met the numeric threshold for significant disproportionality in four areas in the 2019-20 school year for:

1. **American Indian or Alaska Native** students identified as having **Specific Learning Disabilities**
2. **Black or African American** students identified as having **Emotional or Behavioral Disorders**
3. **Black or African American** students identified as having **Specific Learning Disabilities**
4. **Two or More Races** students with disabilities receiving **In-School Suspensions, 10 days or less**

Minnesota has adopted a reasonable progress standard for working with districts that might meet or exceed the state threshold (3.0) but are making reasonable progress in addressing the area for which the Local Education Agency (LEA) met significant disproportionality.

A. Reasonable Progress Standard for Discipline Category of Analysis (LEA should meet at least two of four options):

- A reduction in risk ratio by 0.20 in the discipline category of analysis in each of the two prior consecutive years
- A 5% reduction in the number of students receiving discipline for the target group and discipline category of analysis for which the LEA was identified demonstrated in each of the two prior consecutive years
- A 5% reduction in disciplinary actions for the target group and discipline category of analysis for which the LEA was identified demonstrated in each of the two prior consecutive years
- LEA demonstrates consistent efforts in scaling up the use of evidence-based practices targeted at addressing the root cause for which the LEA met the state threshold for

significant disproportionality based upon race or ethnicity in the discipline category of analysis in each of the two prior consecutive years

B. Reasonable Progress Standard for Identification Category of Analysis (LEA should meet at least one of three options):

- A reduction in risk ratio by 0.20 in the identification category of analysis in each of the two prior consecutive years
- LEA can demonstrate that majority of the students (more than 51%) in the identification category of analysis for which the LEA met the state threshold for racial significant disproportionality were identified elsewhere and the LEA was not responsible for the identification decision in each of the two prior consecutive years
- LEA demonstrates consistent efforts in scaling up the use of evidence-based practices targeted at addressing the root cause for which the LEA met the state threshold for significant disproportionality based upon race or ethnicity in the identification category of analysis in each of the two prior consecutive years

C. Reasonable Progress Standard for Placement Category of Analysis:

- A reduction in risk ratio by 0.20 in the identification category of analysis in each of the two prior consecutive years

VII. Other:

VIII. Comments: Board/Director

IX. Next Meeting Date: Thursday, May 28, 2020. at the River Bluff Education Center in Red Wing.

X. Adjournment