

**Hastings Area Public Schools - ISD 200**  
**School Board Meeting Agenda**

Wednesday, May 6, 2026  
Work Session  
Middle School Media Center

---

- I. Pledge of Allegiance
- II. **Items for Discussion**
  - a. Operating Referendum Planning
  - b. Kindergarten Readiness Presentation
  - c. Gymnastics Update
  - d. Minnesota Student Survey (MSS) Hastings Results & Discussion
  - e. Vision Card and Data Dashboard Update
  - f. Superintendent Performance Review Timeline Discussion
  - g. Policy 511 Fundraising
  - h. School Board Member Building Visits Discussion
  - i. HHS Commencement Details and Logistics
  - j. HHS Senior Lunch Logistics



# Operating Referendum Planning

Hastings Public Schools, ISD #200

May 6, 2026 – School Board Workshop

---

# Property Tax Base

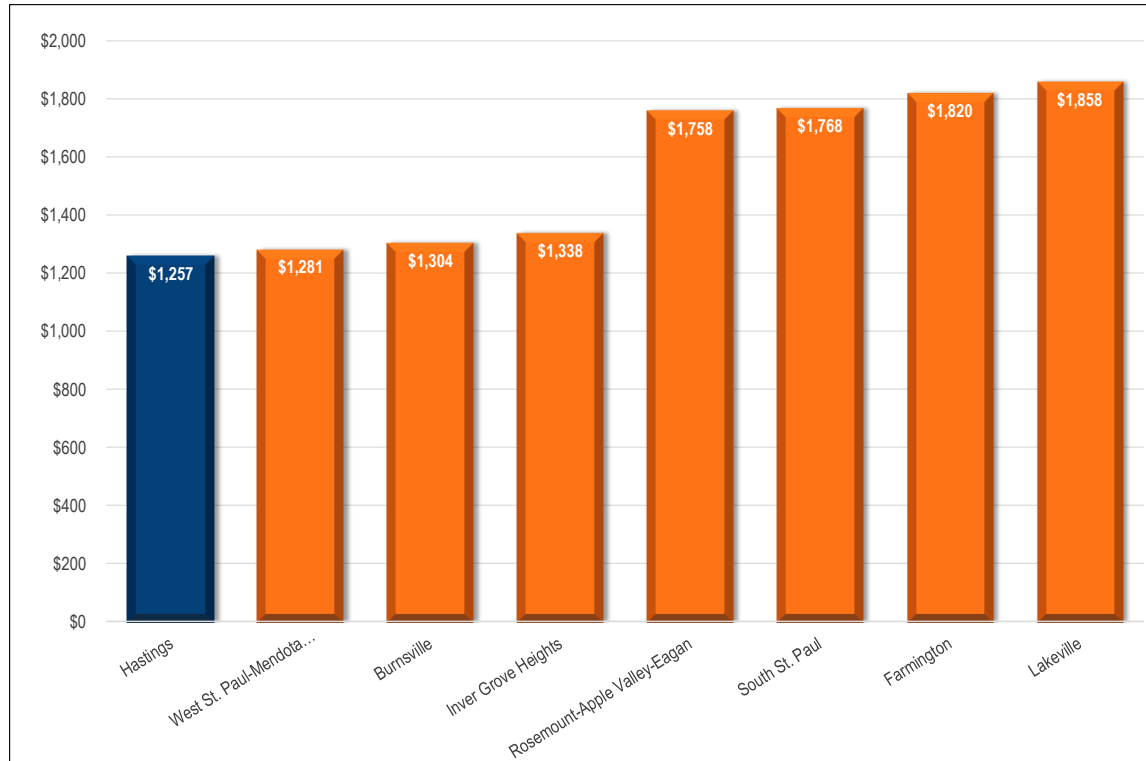
School District: Hastings  
Assessment Year 2024 (Taxes Payable 2025)

	Market Value	Referendum Market Value	Net Tax Capacity*
	Percent of Total		
Residential Homestead	64.1%	73.4%	61.4%
Other Residential	12.2%	14.3%	13.0%
Commercial / Industrial	7.3%	8.7%	13.8%
Non Qualifying Agricultural	2.9%	3.4%	2.9%
Qualifying Agriculture	13.1%	0.0%	8.4%
Seasonal Recreational	0.4%	0.3%	0.5%
		- Operating Referendum - Local Optional Revenue - Equity & Transition	All other school taxes including building bonds Capital Project Levy

# School District Property Taxes - Residential

## Hastings School District

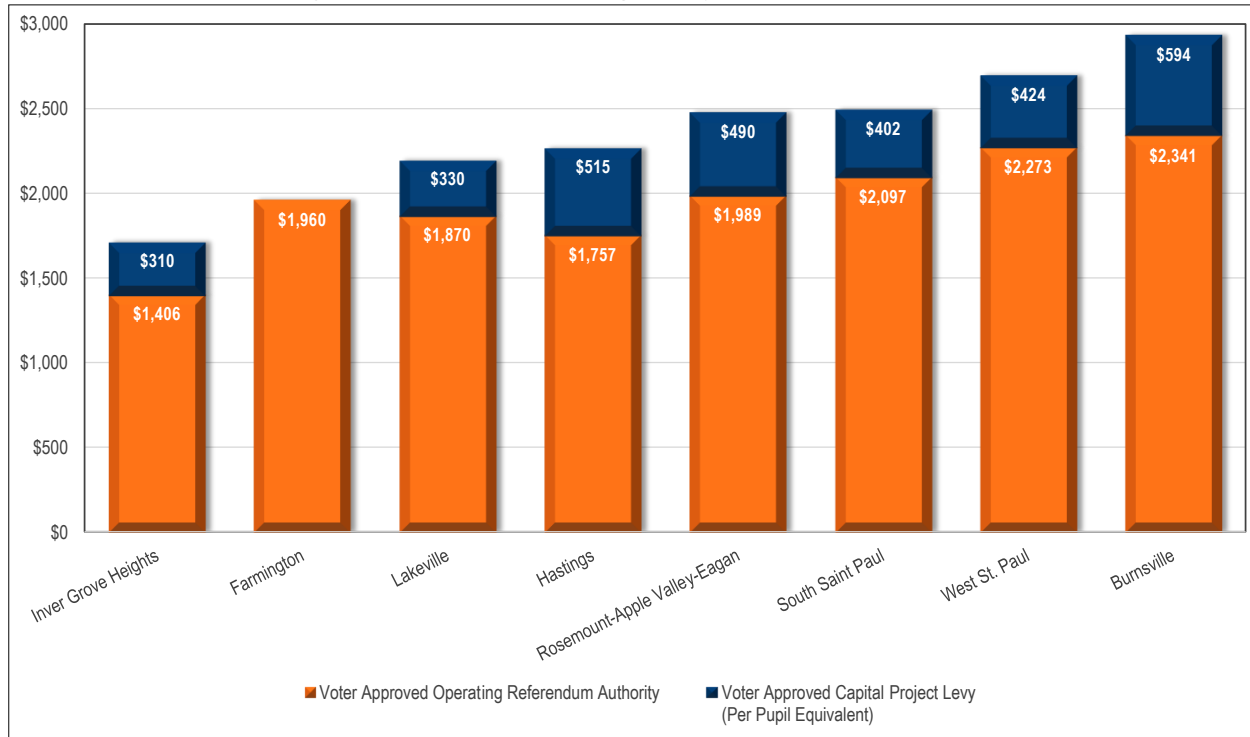
Total School Property Taxes, Payable 2025, on a Home with an Estimated Market Value of \$350,000



# Operating Referendum & Capital Project Levy

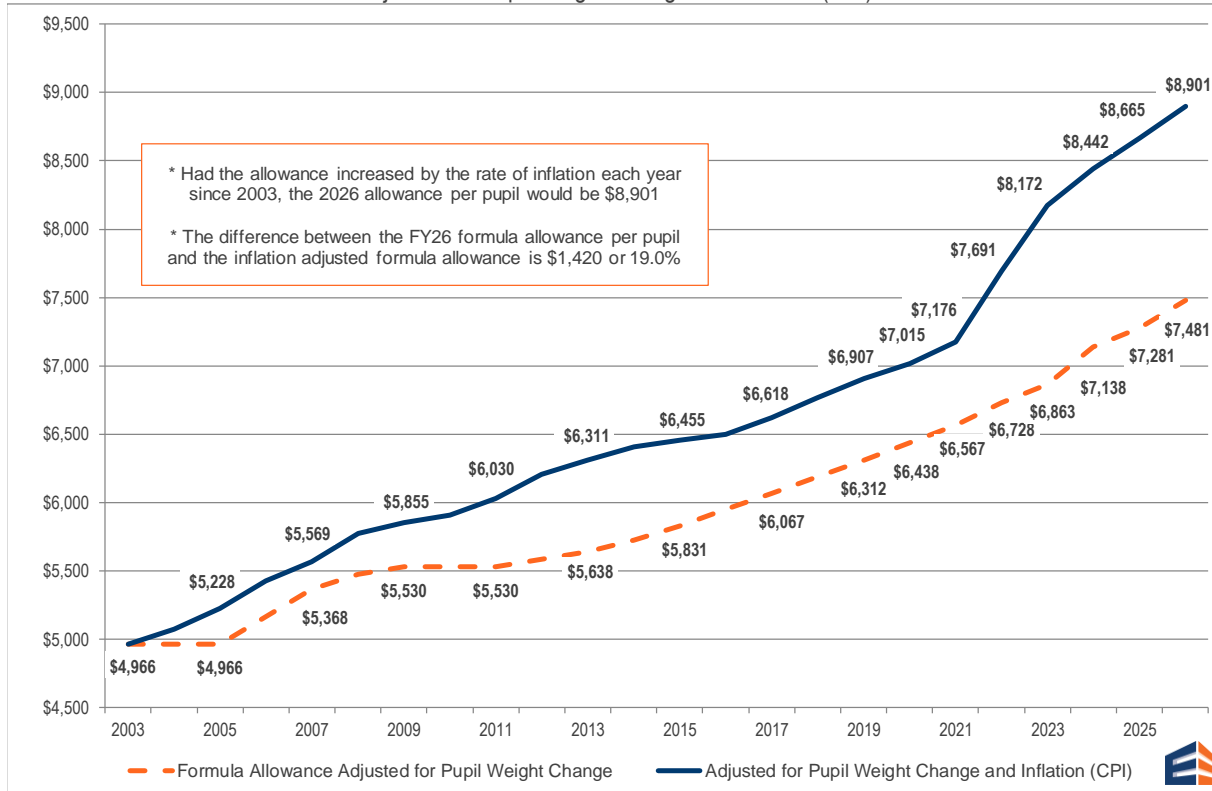
## Hastings Public Schools, ISD #200

Operating Referendum and Capital Project Levy Allowances for Fiscal Year 2027



# General Education Formula Allowance

Adjusted for Pupil Weight Change and Inflation (CPI)



Source: MDE June 2025 CPI Inflation Estimates and Minnesota Laws 2023

# Reliance on Referendums

---

- Other funding sources (e.g., special education) also have not kept pace with inflation or costs of providing services
- Only options for districts to bridge funding gap are to cut budgets or request operating referendum and/or capital project levy revenue authority from voters; most districts have done both

# School Board Renewal of Operating Referendum

---

- Renew authority one-time up to the same authority and length
- Must allow for public comment (can be at same meeting)
- Board approves a resolution and submits to MDE and counties

# School Board Renewal Information

Fiscal Year Expiring	Authorities	Board Renewed	Ask Voters			In Progress
			Revoke & Replace	Additional Authority	Straight Renewal	
2023-24	13	13	0	0	0	0
2024-25	16	15	0	1	0	0
2025-26	51	48	2	1	0	0
2026-27	21	15	2	0	0	4
2027-28	38	5	0	0	0	33

# Capital Project Levy Authority

---

- Authority approved by voters in November 2023
  - ✓ \$2,000,000 of revenue in first year
  - ✓ 3.493% of the net tax capacity (NTC) of school district
  - ✓ 10-year term
  - ✓ Last year of revenue is 2033-34
- Renewal options
  - ✓ Voters need to renew between 2029 and 2033
  - ✓ Board cannot renew capital project levy

# Operating Referendum Authority #1

---

- Authority renewed by voters in November 2013
  - ✓ Generates \$3.2 million annually
  - ✓ Inflation adjusted
  - ✓ 10-year term
  - ✓ Last year of revenue was 2023-24
- Renewed by school board on June 14, 2023
  - ✓ Last year of revenue now 2033-34
  - ✓ Voters need to renew in Nov. 2032 or Nov. 2033

# Operating Referendum Authority #2

---

- Authority approved by voters in November 2017
  - ✓ Generates \$4.2 million annually
  - ✓ Inflation adjusted
  - ✓ 10-year term
  - ✓ Last year of revenue is 2027-28
- Renewal options
  - ✓ Voters need to renew in Nov. 2026 or Nov. 2027
  - ✓ Board renewal window is July 1, 2025 – June 15, 2027

# Option A

---

- School Board renews Authority #2 between July 1, 2025 – June 15, 2027
- School Board seeks additional operating referendum authority in November 2027 (1<sup>st</sup> year of revenue is 2028-29)

# Option A - Considerations

---

- Ballot language is more clear
- Capital Project Levy and Operating Referendum Authority #1 need to be renewed in the same window
- If election is successful, there would be three different operating referendum authorities

# Option A – Ballot Language

## School District Question 1 Approval of School District Referendum Revenue Authorization

The school board of Independent School District No. 200 (Hastings Public Schools) has proposed to increase its general education revenue by \$587.78 per pupil. The proposed referendum revenue authorization would increase each year by the rate of inflation and be applicable for ten years beginning with taxes payable in 2028, unless otherwise revoked or reduced as provided by law.

Yes

Shall the increase in the revenue proposed by the school board of Independent School District No. 200 be approved?

No

**BY VOTING "YES" ON THIS BALLOT QUESTION, YOU ARE VOTING FOR A PROPERTY TAX INCREASE.**

# Option A – If Referendum is Successful

---

Authority	Voter Renewal Window	Board Renewal Window
Capital Project Levy	2029 thru 2033	Not Allowed
Operating Referendum #1	2032 or 2033	Already Used
Operating Referendum #2	2036 or 2037	Already Used
Operating Referendum #3	2036 or 2037	7/1/35 – 6/15/37

# Option B

---

- School Board renews Authority #2 between July 1, 2025 – June 15, 2027
- School Board subsequently seeks revoke and replace of Authority #2 and additional operating referendum authority in November 2027 (1<sup>st</sup> year of revenue is 2028-29)

# Option B - Considerations

---

- Ballot language is more complicated by using required revoke and replace language
- Capital Project Levy and Operating Referendum Authority #1 need to be renewed in the same window
- If election is successful, there would be two operating referendum authorities (compared to three in Option A)

# Option B – Ballot Language

## School District Question 1 Revoking Existing Referendum Authorization; Approving New Authorization

The school board of Independent School District No. 200 (Hastings Public Schools) has proposed to revoke the school district's existing referendum revenue authorization of \$1,035.67 per pupil and to replace that authorization with a new authorization of \$1,623.45 per pupil. The proposed referendum revenue authorization would be applicable for ten years beginning with taxes payable in 2028 and increase each year by the rate of inflation beginning with taxes payable in 2029, unless otherwise revoked or reduced as provided by law.

**Yes**

Shall the increase in the revenue proposed by the school board of Independent School District No. 200 be approved?

**No**

**BY VOTING "YES" ON THIS BALLOT QUESTION, YOU  
ARE VOTING FOR A PROPERTY TAX INCREASE.**

# Option B – If Referendum is Successful

---

Authority	Voter Renewal Window	Board Renewal Window
Capital Project Levy	2029 thru 2033	Not Allowed
Operating Referendum #1	2032 or 2033	Already Used
Operating Referendum #2	2036 or 2037	7/1/35 – 6/15/37

# Option C

---

- School Board renews Authority #2 between July 1, 2025 – June 15, 2027
- School Board subsequently seeks revoke and replace of Authority #1 and Authority #2 and additional operating referendum authority in November 2027 (1<sup>st</sup> year of revenue is 2028-29)

# Option C - Considerations

---

- Ballot language is more complicated by using required revoke and replace language
- There would be one operating referendum authority (compared to three in Option A and two in Option B)

# Option C – Ballot Language

## School District Question 1 Revoking Existing Referendum Authorizations; Approving New Authorization

The school board of Independent School District No. 200 (Hastings Public Schools) has proposed to revoke the school district's existing referendum revenue authorizations of \$1,035.67 per pupil and \$774.91 per pupil and to replace those authorizations with a new authorization of \$2,398.36 per pupil. The proposed referendum revenue authorization would be applicable for ten years beginning with taxes payable in 2028 and increase each year by the rate of inflation beginning with taxes payable in 2029, unless otherwise revoked or reduced as provided by law.

**Yes**

Shall the increase in the revenue proposed by the school board of Independent School District No. 200 be approved?

**No**

**BY VOTING "YES" ON THIS BALLOT QUESTION, YOU  
ARE VOTING FOR A PROPERTY TAX INCREASE.**

# Option C – If Referendum is Successful

---

Authority	Voter Renewal Window	Board Renewal Window
Capital Project Levy	2029 thru 2033	Not Allowed
Operating Referendum #1	2036 or 2037	7/1/35 – 6/15/37

# Option D

---

- School Board seeks voter renewal of Authority #2 and additional operating referendum authority (1<sup>st</sup> year of revenue is 2028-29) in November 2027

# Option D - Considerations

---

- Ballot language is more clear
- Potential of multiple ballot questions
- School board would need to seek voter renewal two times between 2032 and 2037
- If election is successful, there would be three different operating referendum authorities
- If election is unsuccessful, the district would lose Operating Referendum Authority #2 (\$3.3 million in annual revenue)

# Option D – Ballot Language

## School District Question 1 Approval of School District Referendum Revenue Authorization

The school board of Independent School District No. 200 (Hastings Public Schools) **has proposed to increase its general education revenue by \$587.78 per pupil**. The proposed referendum revenue authorization would increase each year by the rate of inflation and be applicable for ten years beginning with taxes payable in 2028, unless otherwise revoked or reduced as provided by law.

**Yes**

Shall the increase in the revenue proposed by the school board of Independent School District No. 200 be approved?

**No**

**BY VOTING "YES" ON THIS BALLOT QUESTION, YOU ARE VOTING FOR A PROPERTY TAX INCREASE.**

# Option D – If Referendum is Successful

---

Authority	Voter Renewal Window	Board Renewal Window
Capital Project Levy	2029 thru 2033	Not Allowed
Operating Referendum #1	2032 or 2033	Already Used
Operating Referendum #2	2036 or 2037	7/1/35 – 6/15/37
Operating Referendum #3	2036 or 2037	7/1/35 – 6/15/37

# Operating Referendum Authority

---

- Payable 2027 Levy Projections
- Projected State Cap = \$2,398.36
  - ✓ State Cap adjusts every year with inflation
- Projected Hastings Authority = \$1,810.58
  - ✓ Hastings Authority adjusts every year with inflation
- Projected Remaining Authority = \$587.78
  - ✓ Approximately \$2.5 million in annual revenue

# Estimated Tax Impact – Operating Referendum

	Operating Referendum Revenue
<b>Additional Revenue</b>	<b>\$2,478,259</b>

Type of Property	Estimated Market Value	Estimated Tax Impact *	
		Annual	Monthly
	\$100,000	\$49	\$4
	200,000	99	8
Residential	300,000	148	12
Homesteads,	350,000	173	14
Apartments,	400,000	197	16
and Commercial-	500,000	246	21
Industrial Property	600,000	296	25
	700,000	345	29
	800,000	394	33
	900,000	444	37

# Summary

Authority	Option A	Option B	Option C	Option D
Operating Referendum #2	Board Renewal	Board Renewal	Board Renewal	Voter Renewal
Operating Referendum #2		Revoke and Replace	Revoke and Replace	
Operating Referendum #1			Revoke and Replace	
Operating Referendum #3	Add	Revoke and Replace	Revoke and Replace	Add



**Hastings  
Public Schools**

# Tilden Early Childhood

The First Step Into Hastings Public Schools

*Students are the heart*



*of all we do*



# Why Early Childhood Matters

The first five years build the foundation for school and life



## Natural Learning

Young children learn through relationships, routines, and play



## Foundational Skills

Early experiences shape confidence, communication, and problem-solving



## School Readiness

Strong early learning helps children feel comfortable in school



## Family Support

Families benefit from support before kindergarten begins



# Early Childhood Learning in Hastings

- Tilden Preschool for ages 3 to 5
- Includes Voluntary PreKindergarten, VPK
- Early Childhood Family Education, ECFE
- Early Childhood Special Education, ECSE
- Early Childhood Screening
- Home visiting and family support
- Partnerships that help connect families to resources

# What Makes Tilden Unique

- Only preschool in Hastings connected to Hastings Public Schools
- Conveniently located at Tilden Community Center, 310 River Street
- Parent Aware 4-Star-rated program
- Licensed early childhood teachers
- Flexible class options: 2, 3, or 5 days per week, morning or afternoon

**Tilden is not just a preschool, it is the first step into Hastings Public Schools.**



# A Day at Tilden Preschool

- Open play and choice time
- Meeting time and group connection
- Guided curriculum work with teachers
- Arts, crafts, music, and creative expression
- Story time, literacy, math, and science activities
- Dramatic play and social interaction
- Gym and playground large muscle time





# Play With a Purpose

- Building with blocks develops problem-solving and early math
- Dramatic play builds language and cooperation
- Art and music support creativity and fine motor skills
- Outdoor and gym time develop large muscle skills and self-control
- Teacher questions turn play into deeper learning

**It might look like play, but it is structured, intentional learning.**

# Curriculum & Learning Approach

- Creative Curriculum, approved by the Minnesota Department of Education
- Hands-on, project-based learning
- Whole-child focus: language, thinking, movement, and social skills
- Integrated literacy, math, science, art, and music
- Family engagement resources that support learning at home





# How We Know Children Are Growing

- Teaching Strategies GOLD assessment system
- Teachers observe children during everyday classroom activities
- Tracks progress in language, physical development, thinking, literacy, math, science, and the arts
- Helps teachers personalize instruction
- Supports clear communication with families

# Confidence, Connection, and Routines

- **Conscious Discipline supports classroom routines and connection**
- **Children learn how to name feelings and solve problems**
- **Teachers model calm responses and positive choices**
- **Predictable routines help children feel safe and ready to learn**
- **Students build independence and classroom confidence**





# Teacher in Action


A real look at what makes Tilden special.

As you watch, notice how the teacher is guiding, supporting, and building confidence with students.

Watch for the  
teacher  
connection



This is what high-quality preschool looks like in Hastings.



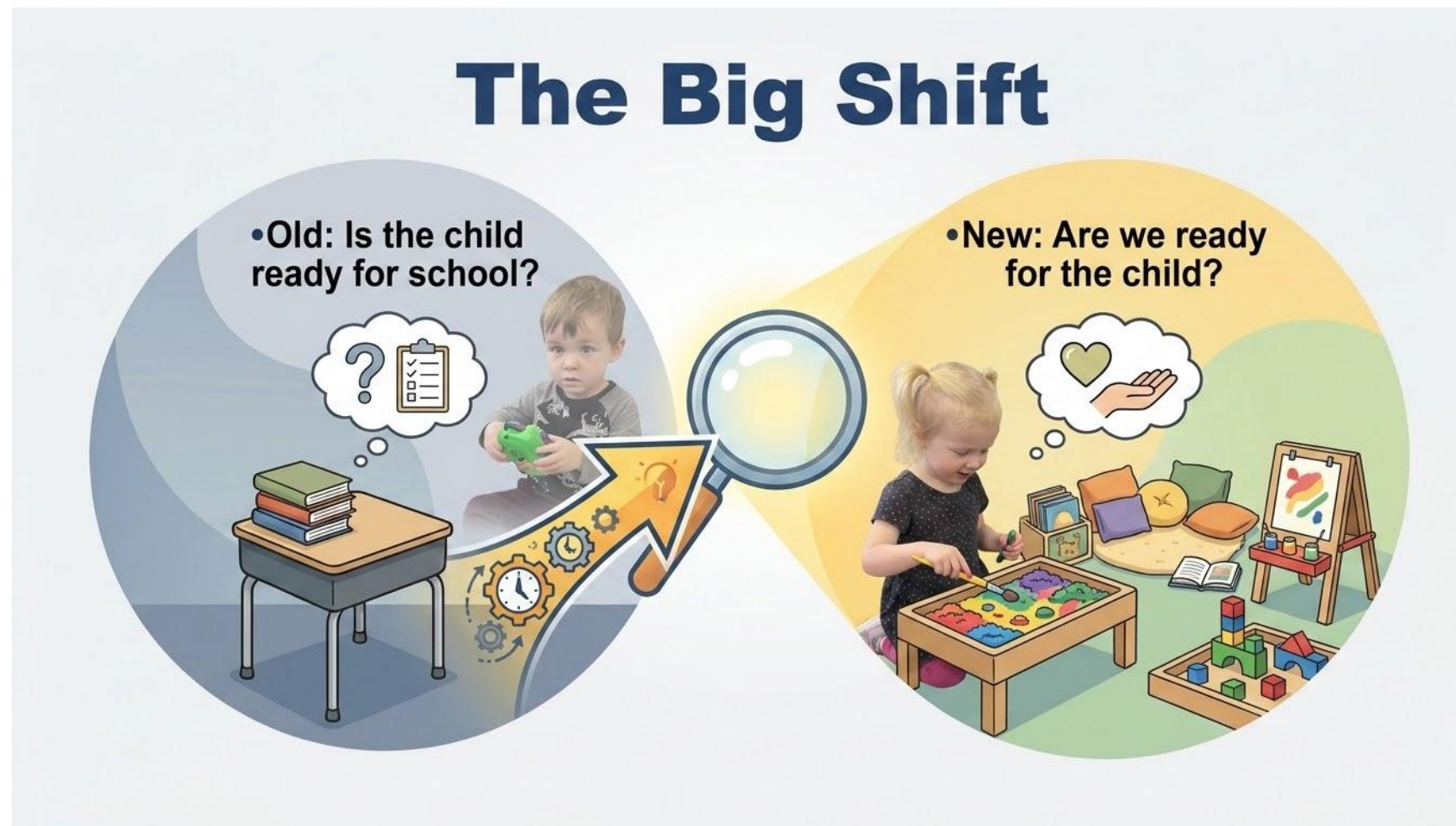
# The Kindergarten Connection


- Children learn school routines before kindergarten begins
- Students build friendships with future classmates
- Families become familiar with Hastings Public Schools
- Teachers support independence, communication, and confidence
- The transition to kindergarten feels smoother and more familiar

**Tilden gives families a strong first connection to our district.**

# The Big Shift

- Old: Is the child ready for school?
- New: Are we ready for the child?






# Successful Learner Equation

- Ready families
- Ready schools & programs
- Ready communities
- Ready systems
- Successful learners

# What Success Looks Like



## Proactive Engagement

Start messaging earlier  
Ensure consistent messaging



## Stronger Alignment

Align across programs  
Clear understanding of K



## Family Confidence

Welcomed families  
Build family confidence



## Successful Outcomes

More on-time enrollment  
Stronger transitions





**Tilden is more than a preschool.  
It is the first step into  
Hastings Public Schools.**

High-quality early learning. Licensed teachers. Strong routines. Confident children. A smoother transition to kindergarten.





**Hastings**  
Public Schools

# Gymnastics Options

## May 6, 2026

Prepared by Jennifer Seubert, Scott Stockdale, Trent Hanson

*Students are the heart*



*of all we do*

# United Heroes League (UHL) Partnership - UPDATE

- Fire suppression required
- Cost closer to \$1 million to build
- Reevaluate with UHL next spring

# Farmington Gymnastics & Cheer - UPDATE

## Availability:

- Monday - Mornings only
- Tuesday - 3-6:30 pm\*
- Wednesday 3-6 pm\*
- Thursday 3-7 pm\*
- Friday 3-6:30 pm\*
- Saturday 8-10 am (possibly - 11:30)
- \* Morning times also available

- Transportation Costs 55-60 training dates
  - Option 1: No Transportation (similar to most other sports)
  - Option 2: \$18,000
    - \$300 round trip
    - Depart HS, then MS, return to HS
- Cost: \$10,000 for the season

# Great Northern Gymnastics - UPDATE

Availability:

- Lease space in the morning only
- Unlikely to work
  - Previous inquiries were denied
  - Availability
- Cost: Unknown until fall

# ISD 196 - Eastview High School - UPDATE

## Availability

- 6-8 pm Monday - Friday
- Cost: \$3,500 for the season

- Transportation Costs 55-60 training dates
  - Option 1: No Transportation (similar to most other sports)
  - Option 2: \$18,000
    - \$300 round trip
    - Depart HS, and return to HS

# Cooperative with another district

- Purpose is often to build a full team, we already have a full team
- Hastings has no history with cooperatives, other than adaptive sports
- Loss of independent program



# **Recommendation & Discussion**



**Hastings**  
Public Schools

# Gymnastics Options

**April 8, 2026**

Prepared by Jennifer Seubert, Scott Stockdale, Trent Hanson

*Students are the heart*



*of all we do*

# History

**1974 - 2001:** HHS gymnastics used the middle and east lower gyms at the current Hastings Middle School.

**2001-2012:** HHS gymnastics rented space at the Hastings Gymnastics Center (HGC) in south Hastings.

**2012-2022:** HHS gymnastics has rented space for training, competition, and off-season storage at the National Guard Armory.

**2023-present:** Hastings Middle School south gym

# History Cont...

## 2016-17 Facilities Proposal: HHS Fieldhouse

- **Proposed Scope:** Add "6th Court" (West end of Fieldhouse).
  - Two-level Gymnastics Center & additional storage.
  - Reconfigured Athletic Office, Secured Entrance, and Community Ed space.
- **Outcome:** Proposal was **not recommended** by the Facilities Committee for the bond/referendum.

[Historical participation numbers](#)

# Current Situation

- The Hastings Middle School (HMS) gym is used for gymnastics November - February.
- This limits the HMS Phy Ed department's usable space.
- Need to identify and implement a long-term facility solution for the gymnastics program.
- There is \$800,000 budgeted for a gymnastics facility.

# Space Requirements

- Needed from November - February for gymnastics season
- Approximately 7,500-10,000 square feet pending the layout + 20 ft ceilings
- Restrooms and a classroom/changing room space, preferred
- If leased, the space must have double-acting doors in order to load equipment in/out



# Options for Consideration

**Addition to  
Hastings  
High School**

**Hastings  
Movie  
Theater  
Space**

**United  
Heroes  
League  
Partnership**

**Private  
gymnastics  
clubs &  
other public  
school  
districts**

**Hastings  
Middle  
School Gym**

# Addition to Hastings High School

Cost Estimate: \$10.2 - \$10.9 million for a multi-use space (Wold)

- Capital Lease Levy Availability is \$7.2 million
  - [Application Guidance](#)
- [Tax Impact](#)
- There are FEMA Grants available related to storm shelters.
- Proposed legislation to change the rules for school storm shelters. [SF3750](#)



# Hastings Movie Theater Space

We would need to have an architect design the space and possibly remove a load bearing beam. This would need approval from the City of Hastings.

- Lease 7,800 square feet
- \$1/sq per month = \$7,800/mo = \$93,600/yr
- 3 year minimum with year-round requirement
  - Could explore potential partnerships with booster clubs
- [Tax Impact](#)

# United Heroes League (UHL) Partnership

- This would provide a permanent home for the gymnastics program.
- There is potential for multi-use other times of the year.
- The district would provide \$800,000 in upfront funds and sign a long-term agreement for usage.
- Per legal counsel, there are questions whether this is permissible under the Public Purpose Doctrine and MN State Law. Recommendation is to request an Attorney General opinion.

# Private Clubs

## Farmington Gymnastics & Cheer

- Share space with private training groups and club teams
- Has had a similar arrangement with Northfield in the past
- 3:30-5:30 available most weekdays, solo until 4:15, shared until 5:30
- \$10,000 cost for season

## Great Northern Gymnastics

- Saint Paul Park
- Lease space in the morning
- Cost: TBD

# Other School Districts

## ISD 196 - Eastview High School

- Lease space in the evening after their own team is done training, or in the early morning before school (not enough room to share)
- Proposed lease agreement expected in hand week of 4/13
- Cost: TBD



# HMS Gym

- Limits space for:
  - daily use by the Phy Ed Department during the gymnastics season
  - HMS Athletic practices
  - Community Education permits during the gymnastics season

# Discussion





**THANK  
YOU**

*Hastings  
Girls Gymnastics*



**2025 - 2026**



**Hastings  
Public Schools**

# **Minnesota State Survey (MSS) Data**

**May 6, 2026**

Prepared by Kristine Wehrkamp Herman,  
Andrew Hodges, Scott Doran, and Ryan Wynn

*Students are the heart*



*of all we do*

# **What is the Minnesota Student Survey (MSS)?**

The Minnesota Student Survey (MSS) is one of the longest-running youth surveys in the nation. It is a triennial survey that began in 1989. The survey is an anonymous statewide school-based survey conducted to gain insights into the world of students and their experiences.

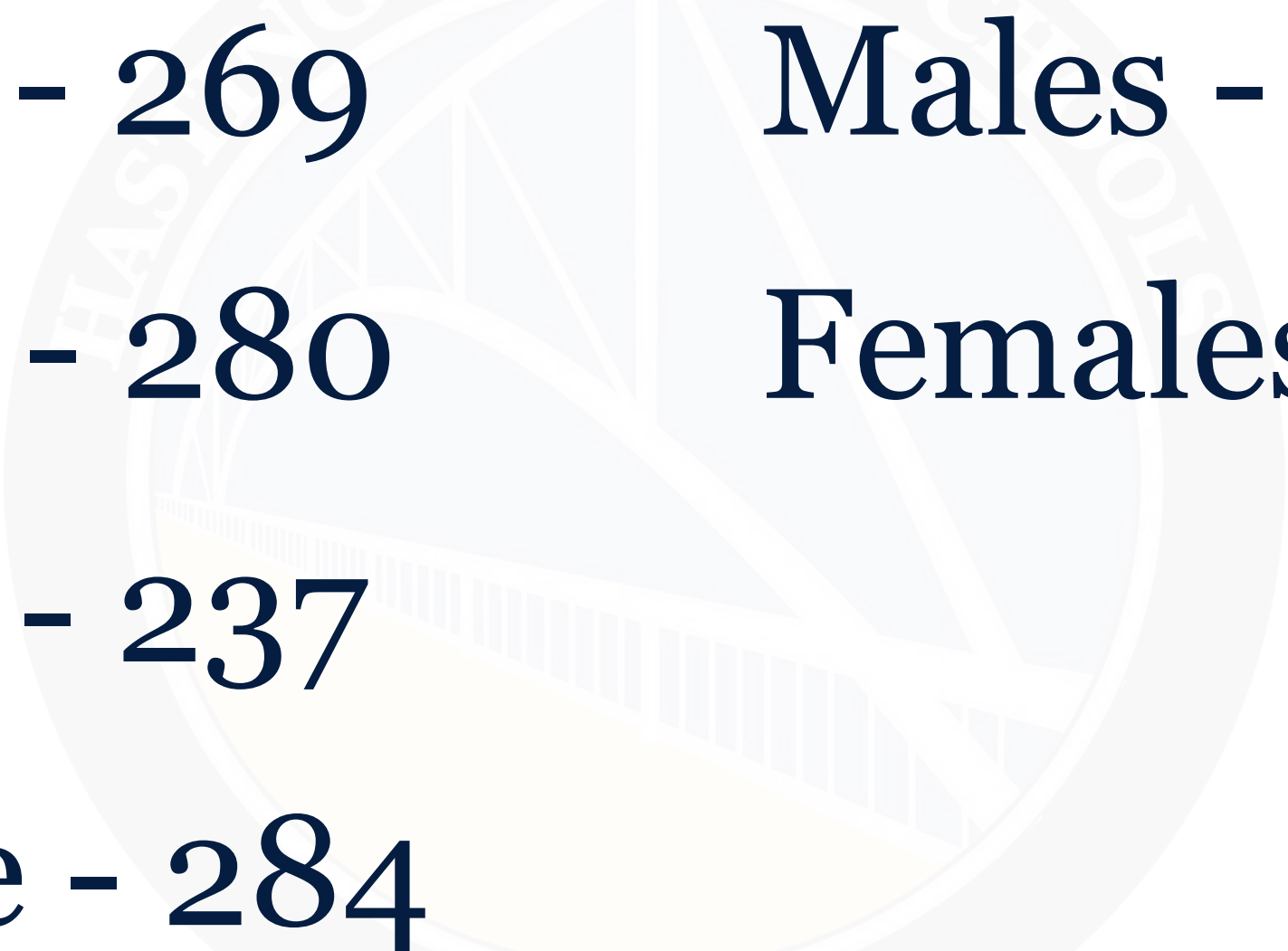
# How many ISD 200 students participated?

5th Grade - 269      Males - 51%

8th Grade - 280      Females - 49%

9th Grade - 237

11th Grade - 284



	5th		8th		9th		11th	
	Male	Female	Male	Female	Male	Female	Male	Female
	%	%	%	%	%	%	%	%
<b>What is the MAIN thing you plan to do RIGHT AFTER high school?*</b>								
I don't plan to graduate from high school			3%	0%	0%	0%	0%	1%
Get my GED			0%	1%	0%	0%	0%	1%
Go to a two-year community or technical college			16%	3%	17%	11%	25%	18%
Go to a four-year college or university			46%	73%	51%	76%	54%	75%
Get a license or certificate in a career field			2%	6%	3%	4%	2%	2%
Attend an apprenticeship program			1%	0%	1%	0%	2%	0%
Join the military			5%	1%	4%	0%	4%	1%
Work at a job			13%	11%	15%	7%	9%	2%
Other			14%	6%	9%	2%	3%	1%



How much do you agree or disagree with each of the following statements?	Grade							
	5th		8th		9th		11th	
	Male	Female	Male	Female	Male	Female	Male	Female
	%	%	%	%	%	%	%	%
<b>If something interests me, I try to learn more about it.</b>								
Strongly agree	36%	45%	44%	32%	46%	43%	62%	38%
Agree	57%	51%	52%	67%	51%	55%	38%	61%
Disagree	5%	3%	1%	1%	3%	3%	0%	1%
Strongly disagree	2%	2%	3%	0%	0%	0%	0%	0%

How much do you agree or disagree with each of the following statements?	Grade							
	5th		8th		9th		11th	
	Male	Female	Male	Female	Male	Female	Male	Female
	%	%	%	%	%	%	%	%
<b>Overall, adults at my school treat students fairly.</b>								
Strongly agree	28%	28%	14%	9%	22%	18%	26%	30%
Agree	46%	57%	49%	54%	64%	65%	61%	59%
Disagree	20%	10%	24%	29%	10%	16%	12%	10%
Strongly disagree	6%	5%	13%	9%	4%	1%	1%	2%
<b>Adults at my school listen to the students.</b>								
Strongly agree	29%	21%	11%	9%	19%	16%	19%	25%
Agree	49%	65%	55%	51%	65%	64%	68%	59%
Disagree	19%	12%	23%	31%	14%	17%	11%	13%
Strongly disagree	3%	2%	11%	9%	2%	3%	1%	2%

How much do you agree or disagree with each of the following statements?	Grade							
	5th		8th		9th		11th	
	Male	Female	Male	Female	Male	Female	Male	Female
	%	%	%	%	%	%	%	%
<b>The school rules are fair</b>								
Strongly agree	23%	24%	11%	4%	19%	9%	15%	21%
Agree	42%	46%	51%	58%	56%	69%	62%	61%
Disagree	24%	20%	30%	26%	20%	20%	17%	15%
Strongly disagree	11%	10%	9%	12%	4%	2%	6%	3%

How much do you agree or disagree with each of the following statements?	Grade							
	5th		8th		9th		11th	
	Male	Female	Male	Female	Male	Female	Male	Female
	%	%	%	%	%	%	%	%
<b>At my school, teachers care about students.</b>								
Strongly agree	38%	44%	22%	14%	27%	26%	28%	38%
Agree	51%	50%	60%	63%	66%	68%	65%	57%
Disagree	8%	2%	12%	17%	5%	5%	5%	4%
Strongly disagree	3%	3%	5%	6%	1%	1%	2%	2%
<b>Most teachers at my school are interested in me as a person.</b>								
Strongly agree	25%	26%	16%	10%	19%	25%	21%	28%
Agree	52%	56%	48%	59%	59%	53%	57%	52%
Disagree	17%	14%	24%	21%	19%	17%	17%	16%
Strongly disagree	6%	5%	12%	9%	4%	5%	5%	5%

	Grade							
	5th		8th		9th		11th	
	Male	Female	Male	Female	Male	Female	Male	Female
	%	%	%	%	%	%	%	%
<b>Does your school or community offer a variety of programs for people your age to participate in outside of the regular school day?</b>								
Yes	77%	80%	72%	73%	89%	91%	93%	88%
No	5%	3%	9%	5%	2%	2%	0%	3%
I don't know what programs are available in my community	18%	16%	19%	22%	9%	7%	7%	9%

	Grade							
	5th		8th		9th		11th	
	Male	Female	Male	Female	Male	Female	Male	Female
	%	%	%	%	%	%	%	%
<b>Do you have any long-term mental health, behavioral or emotional problems? Long-term means lasting 6 months or more.*</b>								
Yes			24%	42%	16%	33%	20%	40%
No			76%	58%	84%	67%	80%	60%

	Grade							
	5th		8th		9th		11th	
	Male	Female	Male	Female	Male	Female	Male	Female
	%	%	%	%	%	%	%	%
<b>During the last 7 days, on how many days were you physically active for a total of AT LEAST 60 MINUTES PER DAY?</b>								
0 days	4%	4%	5%	8%	4%	4%	6%	3%
1 day	10%	9%	3%	7%	1%	4%	7%	10%
2 days	5%	11%	6%	7%	3%	5%	4%	7%
3 days	11%	17%	10%	10%	10%	12%	11%	18%
4 days	14%	18%	15%	14%	8%	18%	14%	13%
5 days	11%	11%	19%	15%	17%	20%	18%	17%
6 days	12%	10%	9%	13%	19%	12%	8%	16%
7 days	33%	23%	32%	25%	40%	23%	31%	15%
<b>During a typical school night, how many hours of sleep do you get?</b>								
4 hours or less	4%	5%	10%	6%	4%	9%	7%	3%
5 hours	7%	4%	5%	10%	13%	6%	8%	9%
6 hours	9%	14%	19%	16%	12%	19%	22%	30%
7 hours	10%	12%	26%	38%	27%	36%	30%	30%
8 hours	32%	24%	25%	22%	33%	21%	26%	21%
9 hours	23%	30%	11%	7%	10%	5%	6%	5%
10 or more hours	15%	11%	3%	1%	0%	4%	1%	0%

	Grade							
	5th		8th		9th		11th	
	Male	Female	Male	Female	Male	Female	Male	Female
	%	%	%	%	%	%	%	%

**During an average week when you are in school, on how many school nights do you use technology between midnight and 5AM? (Count time spent playing games, watching videos, texting, or using social media on your devices.)**

0 school nights	52%	55%	41%	40%	46%	47%	51%	55%
1 school night	10%	7%	14%	13%	20%	12%	9%	16%
2 school nights	8%	8%	6%	11%	9%	12%	12%	13%
3 school nights	5%	11%	9%	9%	4%	11%	8%	5%
4 school nights	5%	4%	6%	4%	4%	4%	4%	2%
5 school nights	21%	16%	24%	23%	18%	14%	15%	10%

**IF USE SOCIAL MEDIA: Do you have trouble getting your homework, chores, or other major responsibilities done because you were spending time on social media?\***

Yes			31%	42%	25%	38%	38%	46%
No			69%	58%	75%	62%	62%	54%

In general, how does each of the following statements describe you?	Grade							
	5th		8th		9th		11th	
	Male	Female	Male	Female	Male	Female	Male	Female
	%	%	%	%	%	%	%	%
<b>I feel in control of my life and future.^^</b>								
Not at all or rarely	2%	7%	7%	5%	6%	4%	3%	4%
Somewhat or sometimes	34%	31%	20%	27%	16%	31%	15%	24%
Very or often	42%	34%	36%	34%	37%	37%	46%	45%
Extremely or almost always	22%	28%	36%	35%	41%	29%	35%	27%

Full results can be found at

<https://education.mn.gov/mde/>

[dse/health/mss/](https://education.mn.gov/mde/dse/health/mss/)





**Questions?**





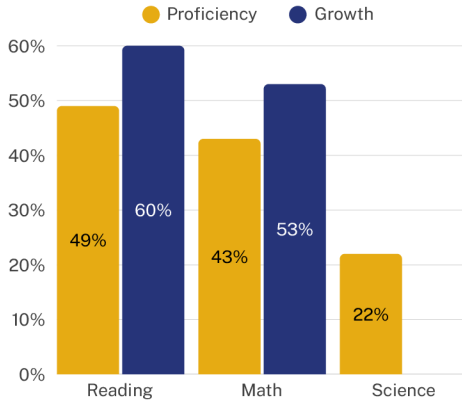
# Hastings Public Schools Vision Card



## ACADEMIC EXCELLENCE

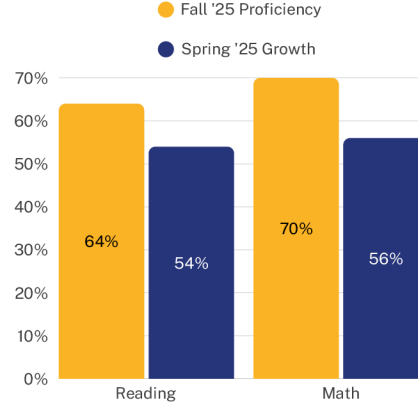
The measures below provide a comprehensive view of academic outcomes for students.

MCA Proficiency Results



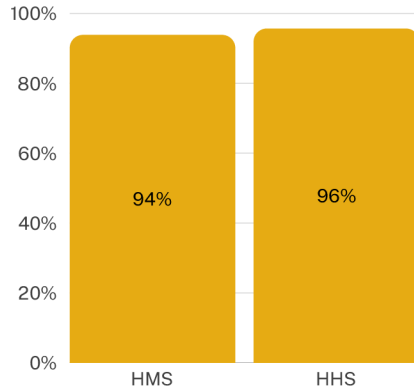
Data Source: MDE Report Card (Spring 2024)  
Lagging Indicator

FastBridge Results



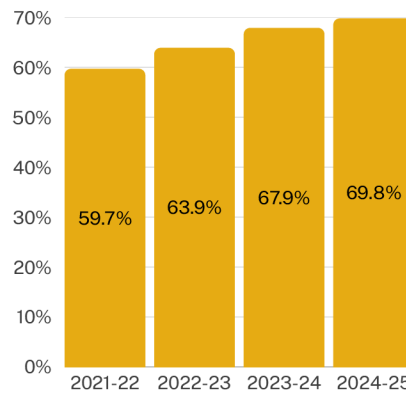
Data Source: FastBridge Report (Spring & Fall 2025)  
Leading Indicator

Passing Rates  
Spring 2025



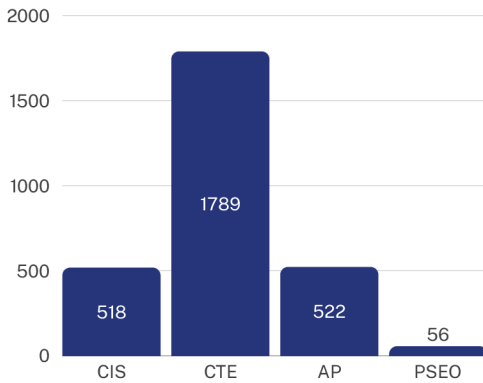
Data Source: Infinite Campus Grades Report (Spring 2025)  
Leading Indicator

AP Test Results of 3+



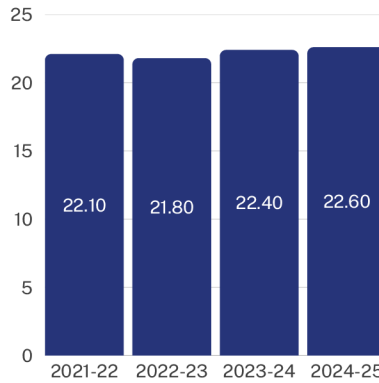
Data Source: Infinite Campus Grades Report (Spring 2025)  
Lagging Indicator

College & Career Course  
Enrollment



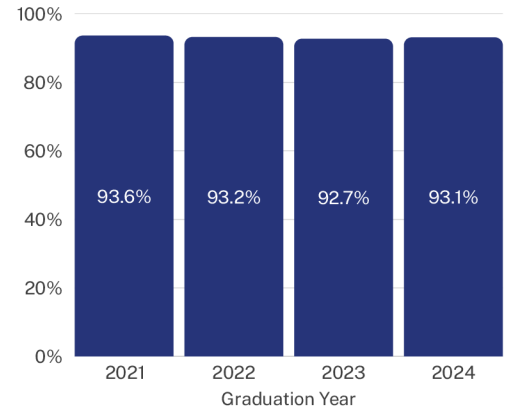
Data Source: Infinite Campus Enrollment Data (Spring 2025)  
Lagging Indicator

ACT Trends  
Spring 2024



Data Source: ACT Report (Junior Year Spring 2025)  
Lagging Indicator

Graduation Rates  
Spring 2024



Data Source: MDE Report Card (Spring 2024)  
Lagging Indicator



# Hastings Public Schools Vision Card



## EQUITY AND BELONGING

The data below reflect the experiences of our students and families.



Data Source: School Perceptions Survey (Fall 2025)

	High School		Middle School	
	Athletics	Activities	Athletics	Activities
# Student Participating*	639	802	448	280
% of Student Body	49.6%	62.3%	38.6%	24.1%

\*Participating number is non-duplicative

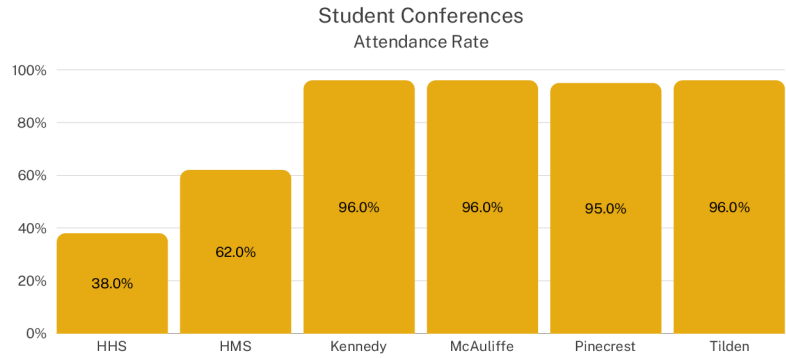
Data Source: Infinite Campus Enrollment Data (Spring 2026)

## SAFE, SUPPORTIVE AND ENGAGING ENVIRONMENTS

The data below reflect the experiences of our students and families.



Data Source: School Perceptions Survey (Fall 2025)



Data Source: Internal Tracking / PTC Fast (Fall 2025)  
Lagging Indicator

## STAFF EMPOWERMENT AND RETENTION

The data below reflect the experiences of our staff.



Data Source: School Perceptions Survey (Fall 2025)

Staff Leadership	Master's Degree +	Staff Retention Rates Licensed	Non-Licensed
122	79.5%	94.5%	90.3%

Data Source: Internal Tracking (Fall 2025)

Professional Development		
# of Courses Offered	# of Staff Attended	Average # of PD sessions
128	379	9.7

Data Source: Internal Tracking (April 2026)

## EFFECTIVE AND RESPONSIVE OPERATIONS

The data below reflect strategic resource alignment, transparent and meaningful community and staff engagement.



Data Source: School Perceptions Survey (Fall 2025)

Substitute Fill Rates
Teachers: 89.6%
Paraprofessionals: 50.5%

Data Source: Internal Tracking (Fall 2025)

Student to Admin Ratio	Admin includes Superintendent, Directors, Supervisors, Principals, and Asst Principals
260.5 : 1	

Data Source: MDE Report Card (Oct 1, 2023)

Community Engagement Opportunities
6
School Board Community Engagement Events

Data Source: Internal Tracking (Spring 2025)

Advisory Committees
7
Staff Development, GTAC, NAPAC Curriculum, Early Childhood, Special Education, Community Ed

Data Source: Internal Tracking (Spring 2025)

Raider Update Metrics
55%
Average Open Rate

Data Source: Internal Tracking (Spring 2026)

Student to Teacher Ratio	Teachers include all licensed staff: classroom teachers, specialists, special education, reading intervention, etc.
18 : 1	

Data Source: MDE Report Card (Oct 1, 2023)



# Definitions



<b>AP</b>	Advanced Placement Courses through the College Board
<b>CACR</b>	Comprehensive Achievement and Civic Readiness (CACR) <ul style="list-style-type: none"><li>• All children are ready for school</li><li>• All racial and economic achievement gaps between students are closed</li><li>• All students are ready for career and college</li><li>• All students graduate from high school</li><li>• All students are prepared to be lifelong learners</li></ul>
<b>CIS</b>	College in the Schools and College NOW Courses
<b>CTE</b>	Career and Technical Education
<b>Fastbridge</b>	Research based assessment system to screen, monitor, and assess student progress
<b>Infinite Campus Enrollment Data</b>	Student information system that tracks enrollment, demographics, attendance, and behavior
<b>Infinite Campus Grades Report</b>	Student information system that tracks grades
<b>Lagging</b>	Reflects the results or outcomes of what has happened
<b>Leading</b>	Predicts future performance or trends
<b>MCA</b>	Minnesota Comprehensive Assessment (MCA) - a state mandated standardized tests administered once a year
<b>MDE Report Card</b>	Minnesota Department of Revenue (MDE) - online tool that provides parents and the public with data on the performance of Minnesota schools and districts
<b>PSEO</b>	Post-Secondary Education Options
<b>School Perceptions Survey</b>	Annual survey developed by School Perceptions LLC that collects feedback from staff, students, and parents on multiple factors related to their experiences within the school building and district
<b>School Perceptions Survey %</b>	Indicates the percentage agree to the statement and the arrow indicates if it increased or decrease as compared to last year's survey data
<b>Staff Leadership</b>	Staff who participate on one or more leadership or decision-making committees. (Ex: School Leadership, Staff Development)



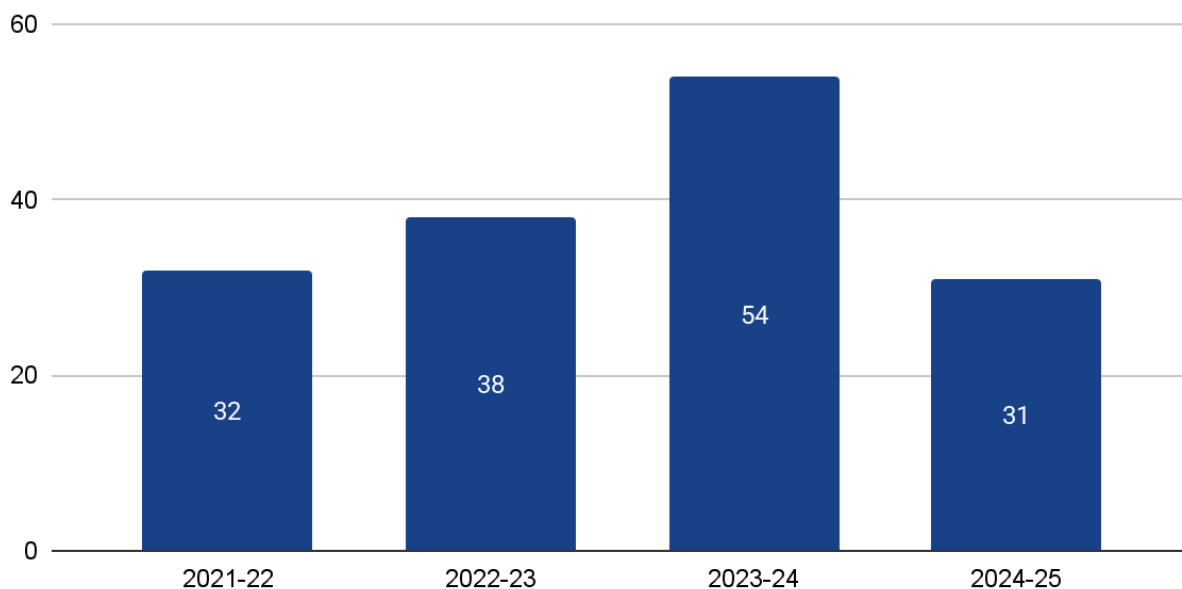
# Academic Excellence

2025-2026

## MCA PARTICIPATION OVERALL

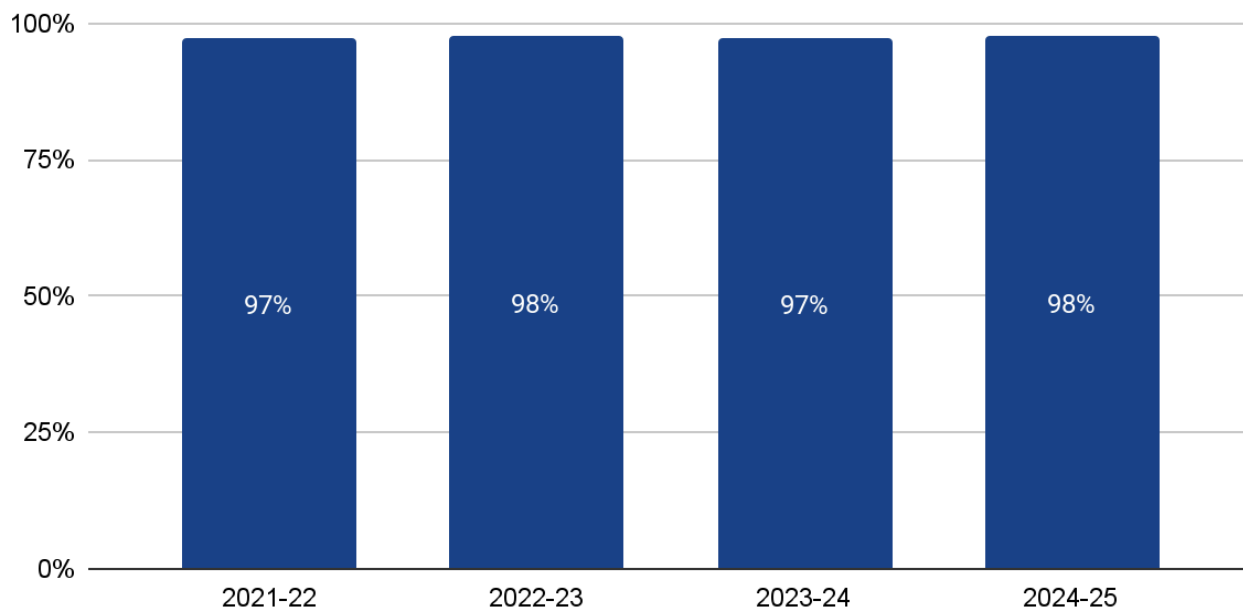
### MCA - Number of Opt Outs

Data Source: DSR



### MCA - % of Students Participated

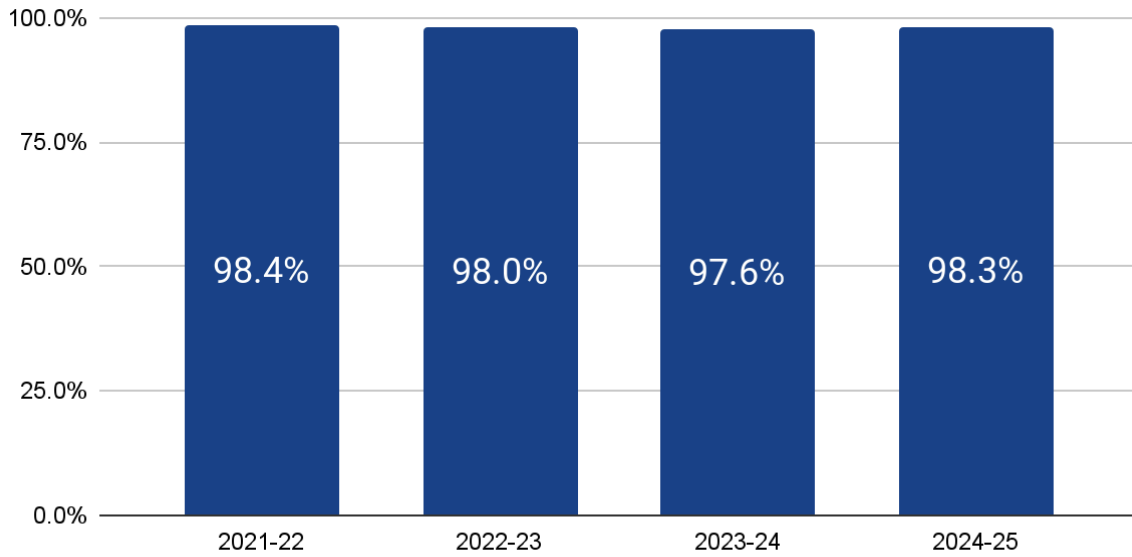
Data Source: MDE Report Card



# MCA READING

## MCA Reading Participation by Year (Grades 3-8, 10)

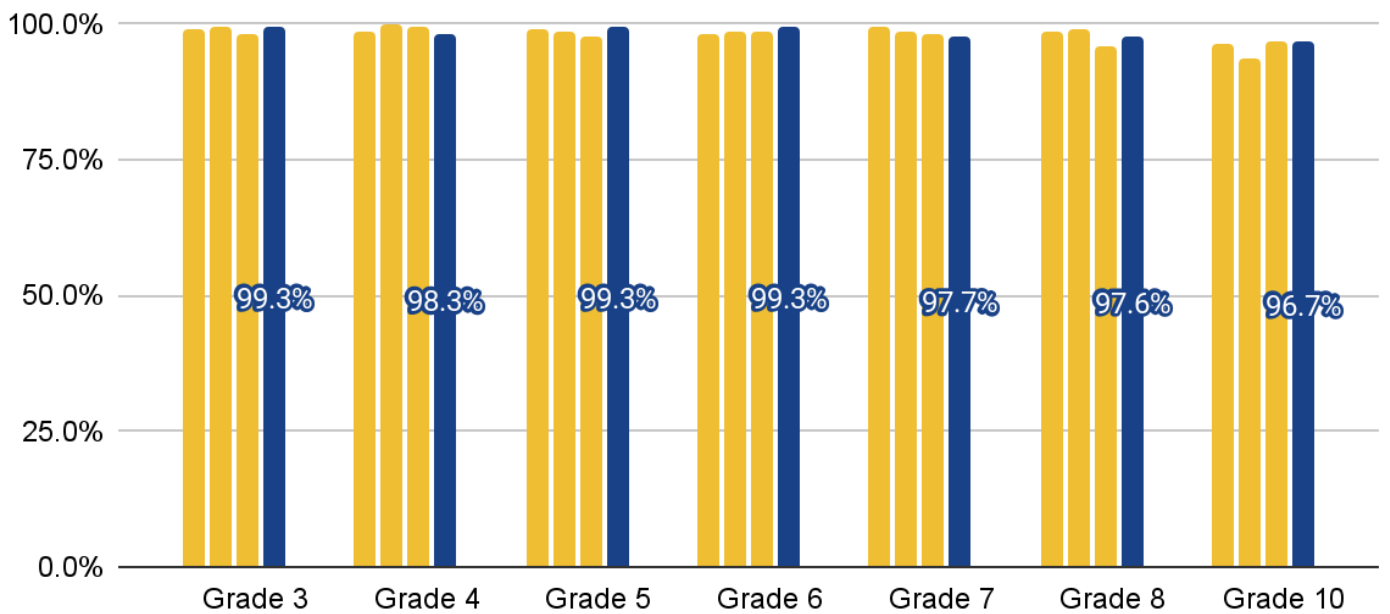
Data Source: MDE Report Card



## MCA Reading Participation by Grade

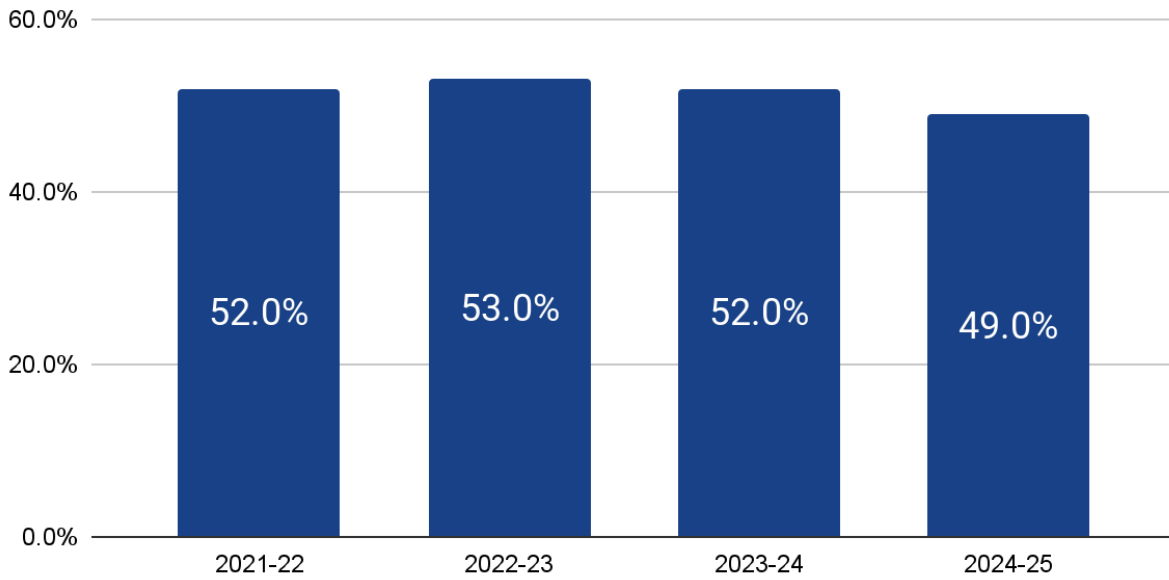
Data Source: MDE Report Card

2021-2022 2022-2023 2023-2024 2024-2025



## MCA Reading Proficiency (Grades 3-8, 10)

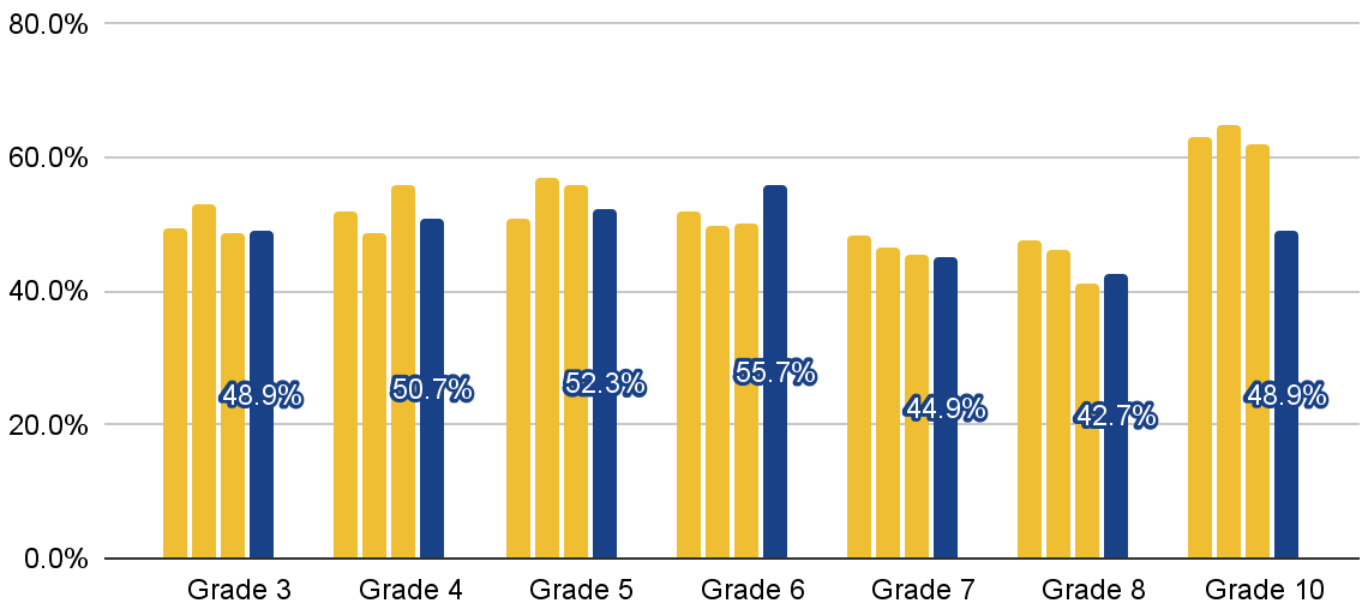
Data Source: MDE Report Card



## MCA Reading Proficiency

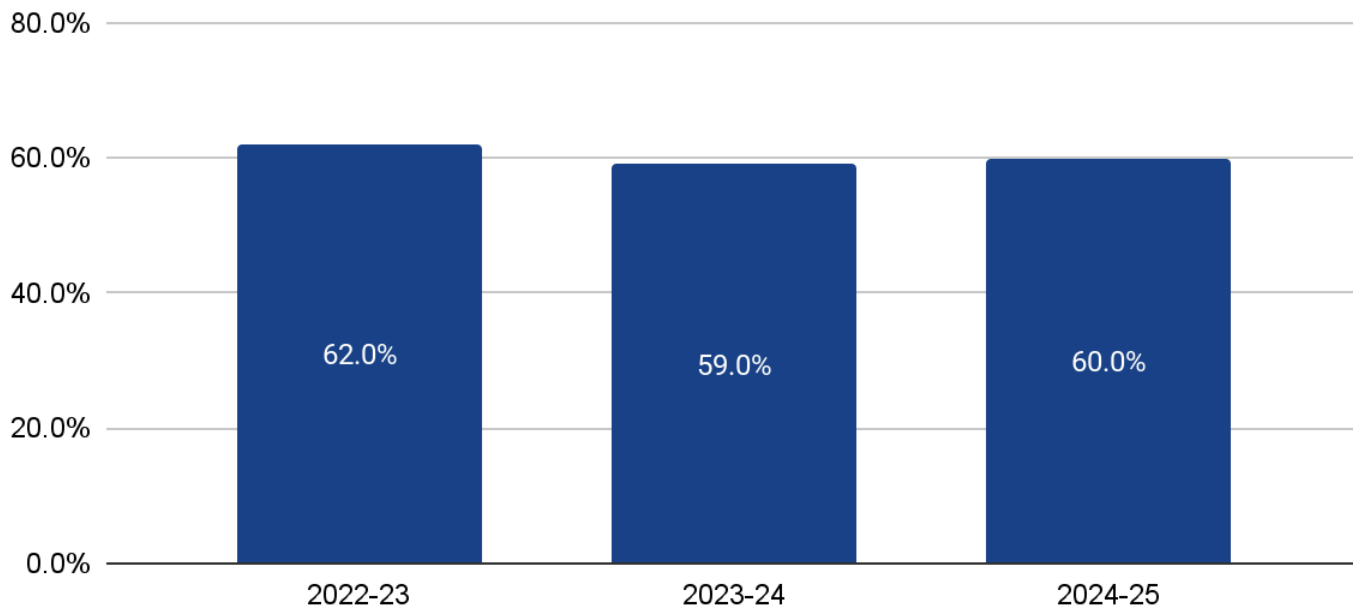
Data Source: MDE Report Card

2021-2022 2022-2023 2023-2024 2024-2025



# MCA Reading Achievement Level (Increased/Maintained) Grades 3-8, 10

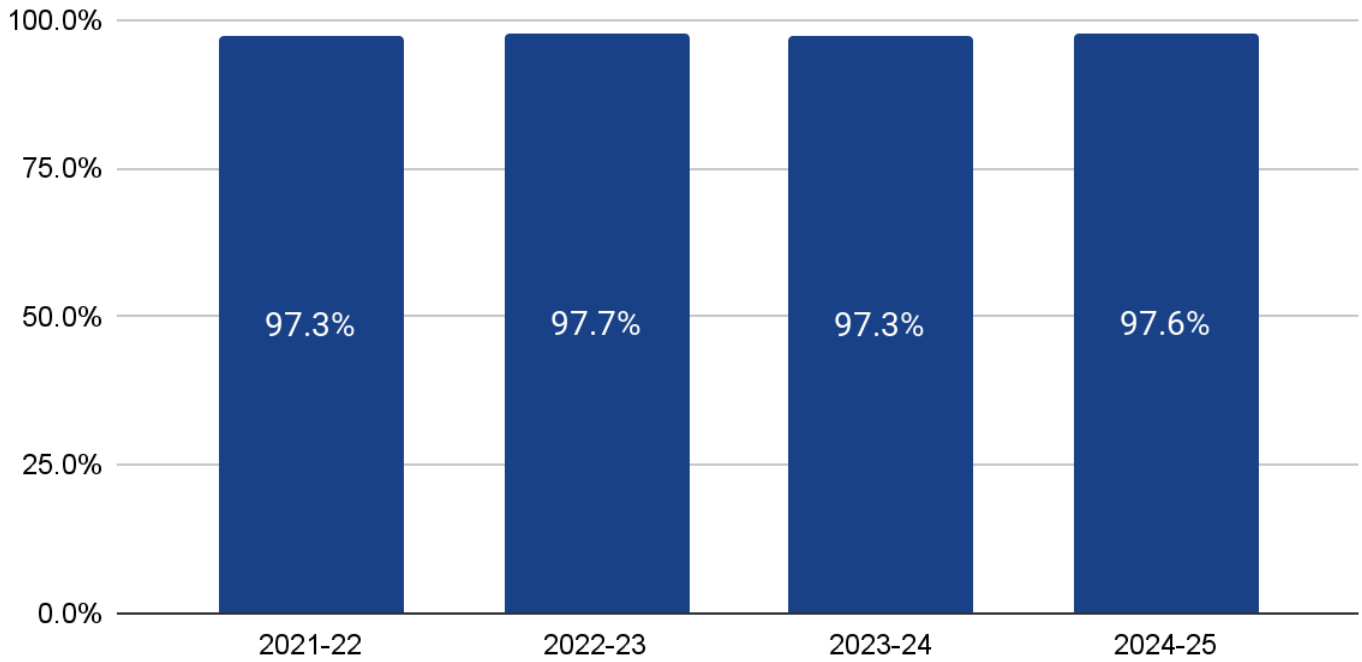
Data Source: MDE Report Card



# MCA MATH

## MCA Math Participation by Year (Grades 3-8,10)

Data Source: MDE Report Card



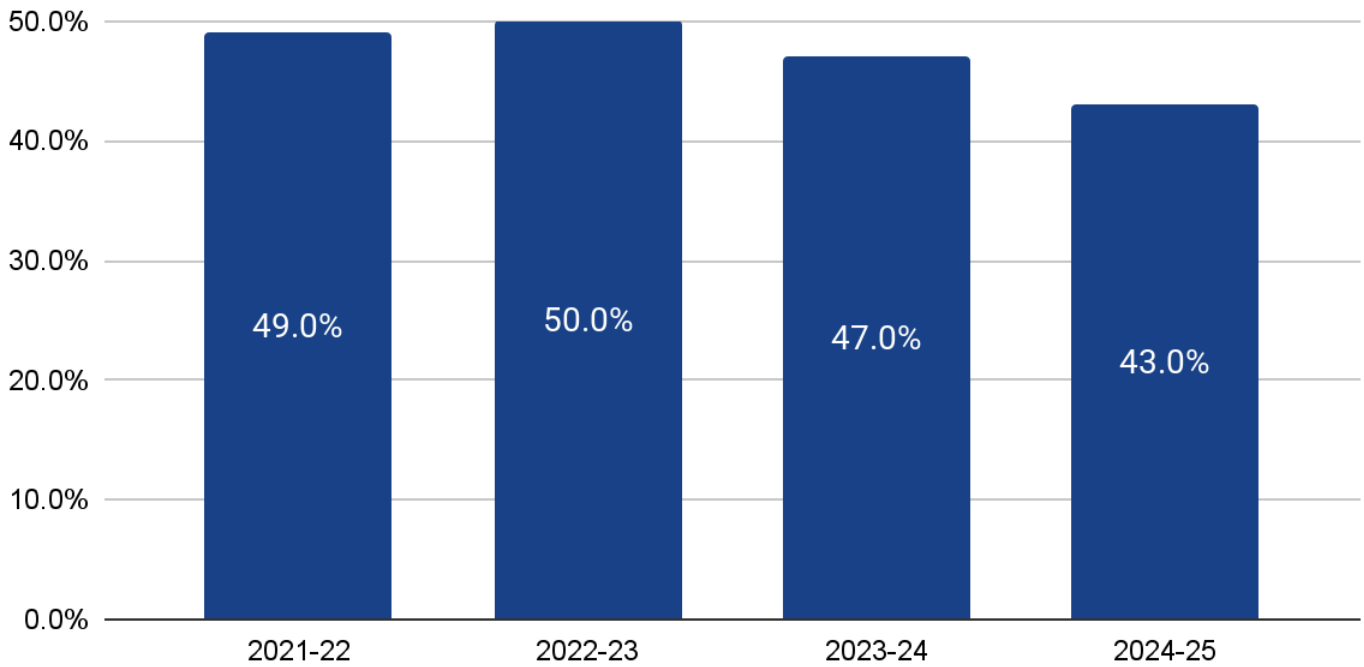
## MCA Math Participation by Grade

Data Source: MDE Report Card



# MCA Math Proficiency by Year (Grades 3-8, 11)

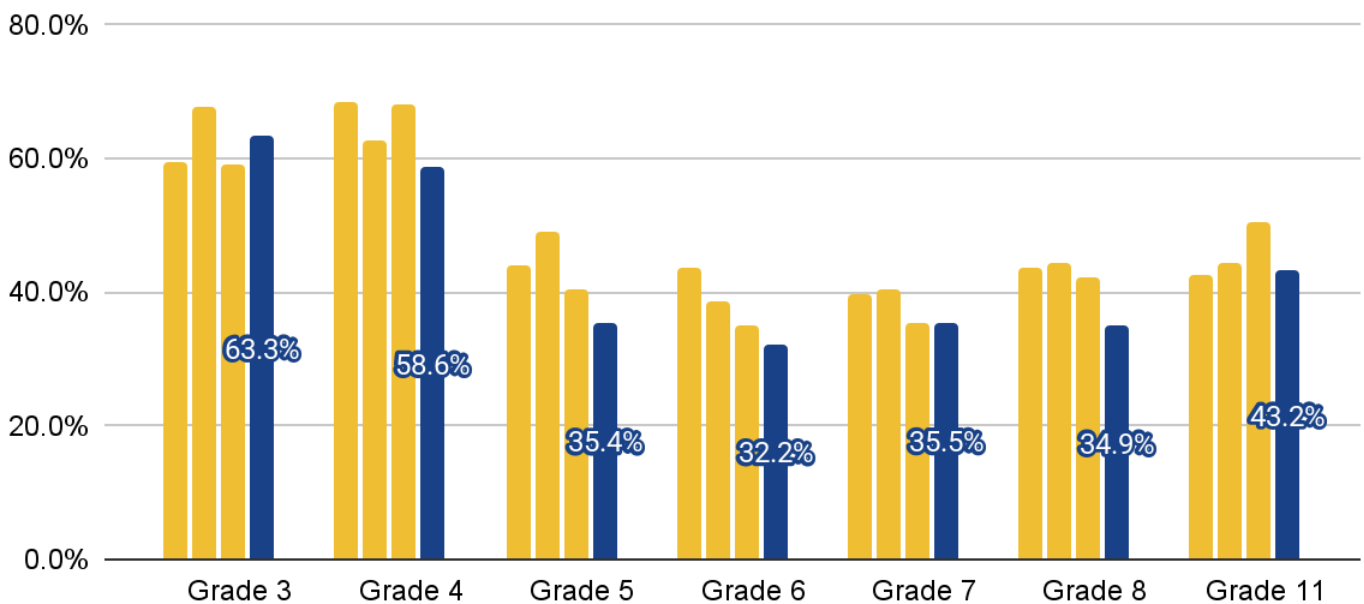
Data Source: MDE Report Card



# MCA Math Proficiency by Grade

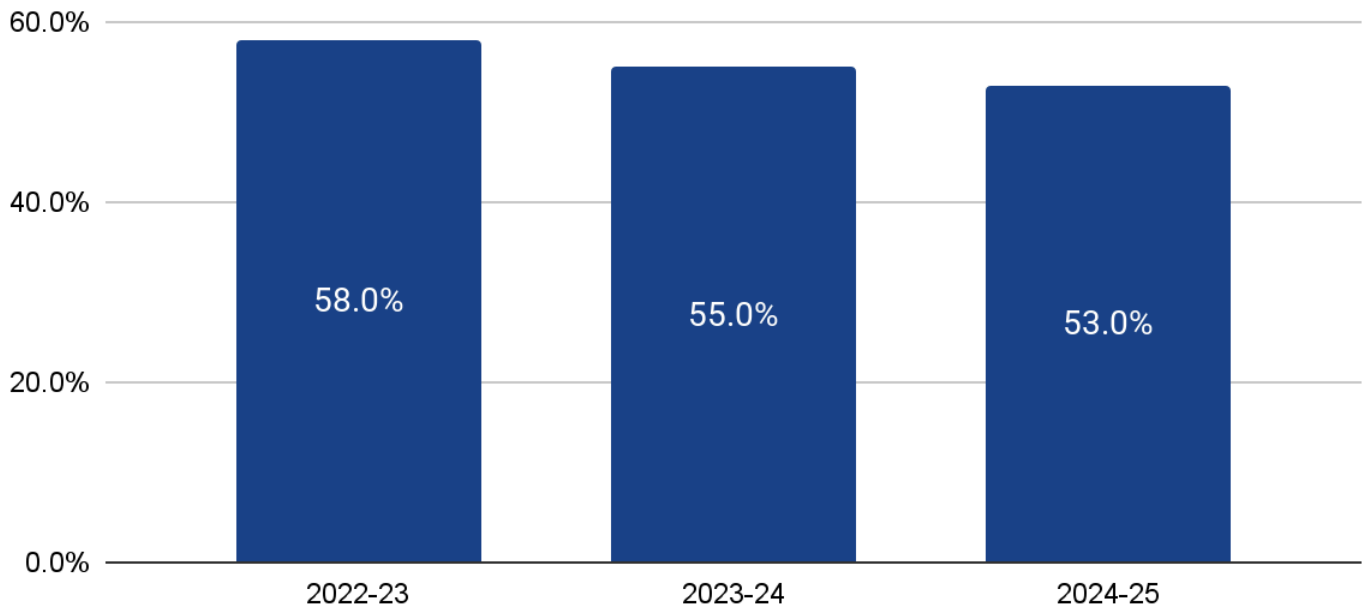
Data Source: MDE Report Card

2021-2022 2022-2023 2023-2024 2024-2025



# MCA Math Achievement Level (Increased/Maintained) Grades 3-8, 11

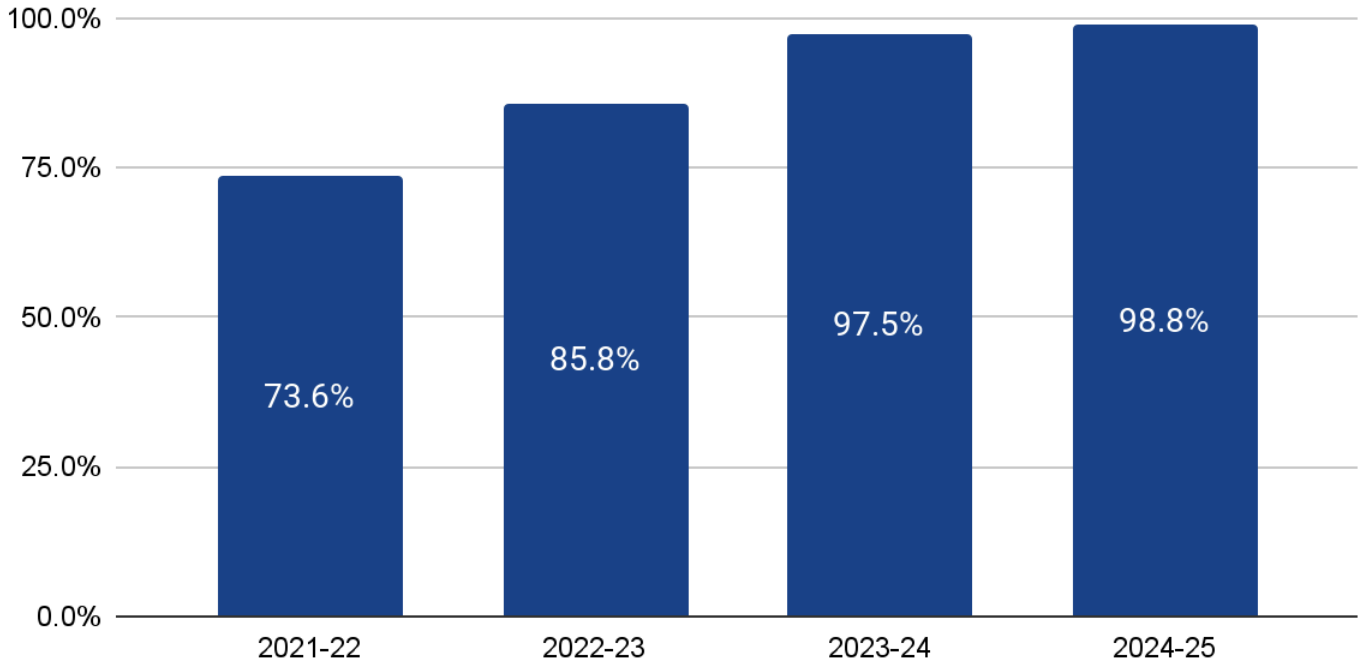
Data Source: MDE Report Card



MCA SCIENCE

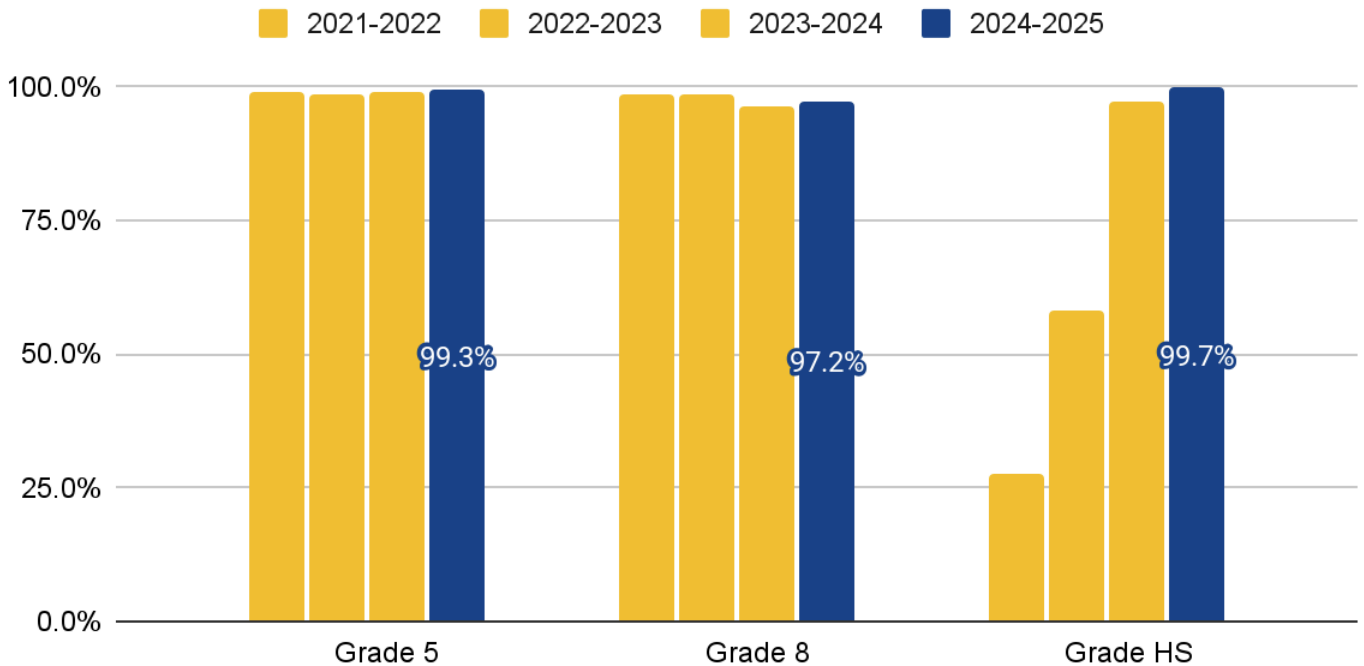
### MCA Science Participation by Year (Grades 5, 8, HS)

Data Source: MDE Report Card



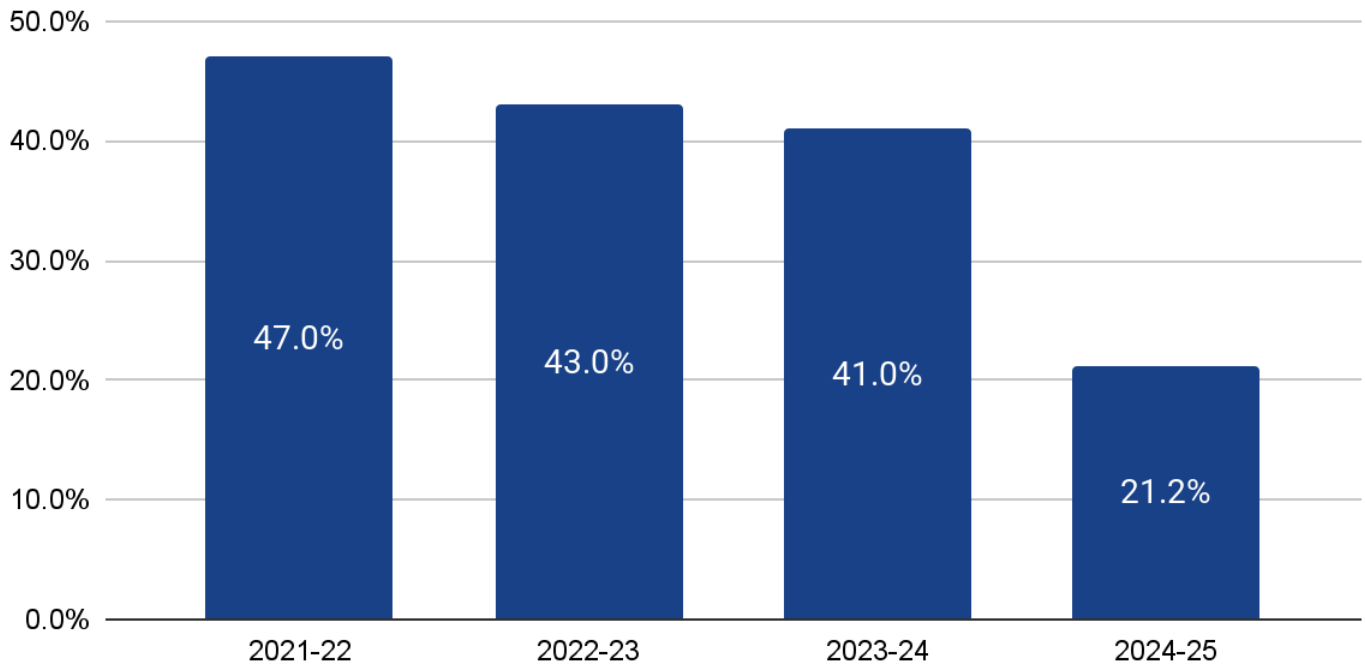
### MCA Science Participation by Grade

Data Source: MDE Report Card



# MCA Science Proficiency by Year (Grades 5, 8, HS)

Data Source: MDE Report Card

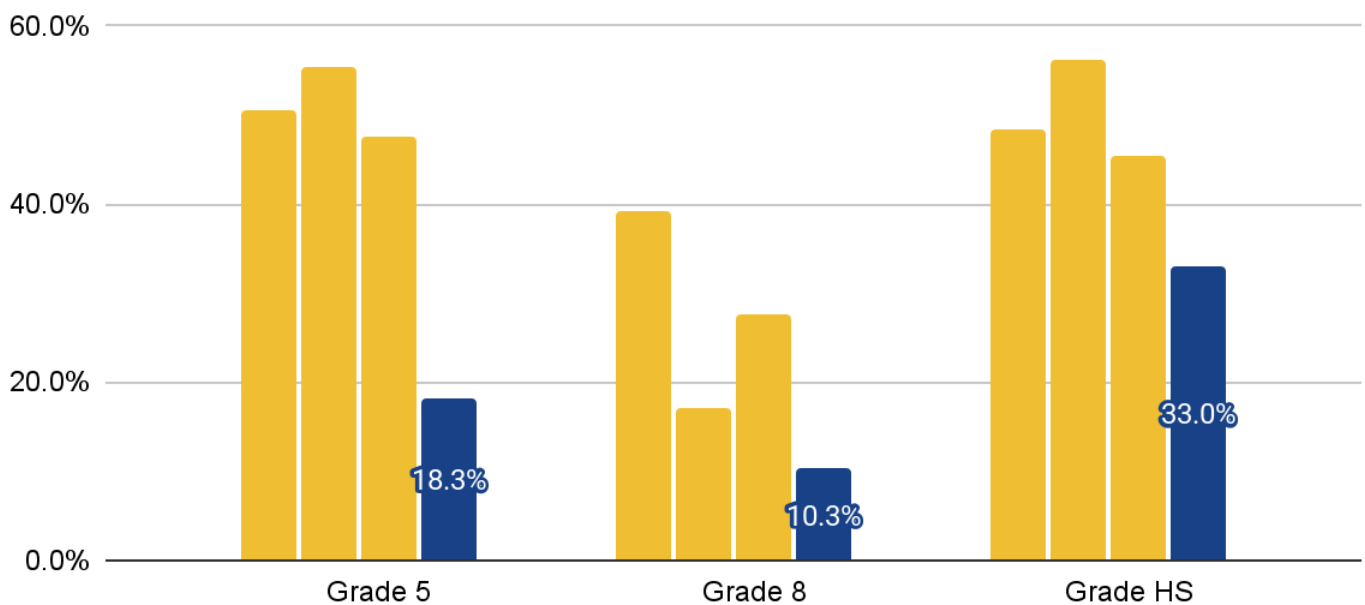


**\*\*NOTE\*\*** Test changed in the 2024-2025 year to MCA-IV

# MCA Science Proficiency by Grade

Data Source: MDE Report Card

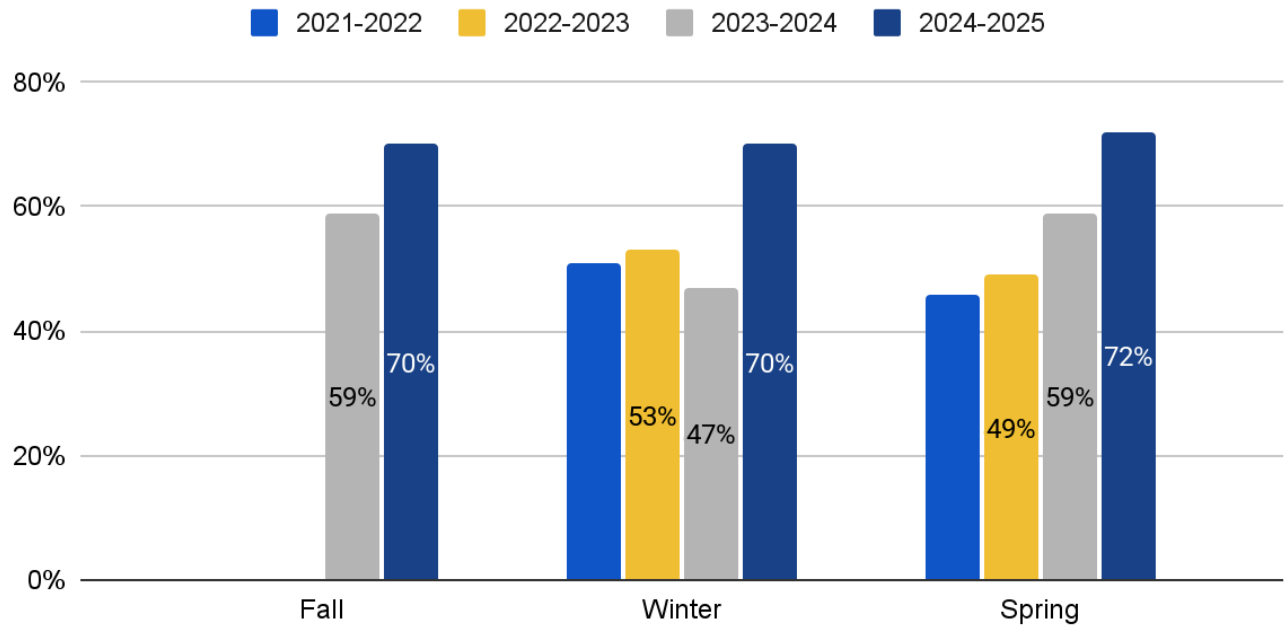
2021-2022 2022-2023 2023-2024 2024-2025



**FASTBRIDGE READING**

### Kindergarten earlyReading

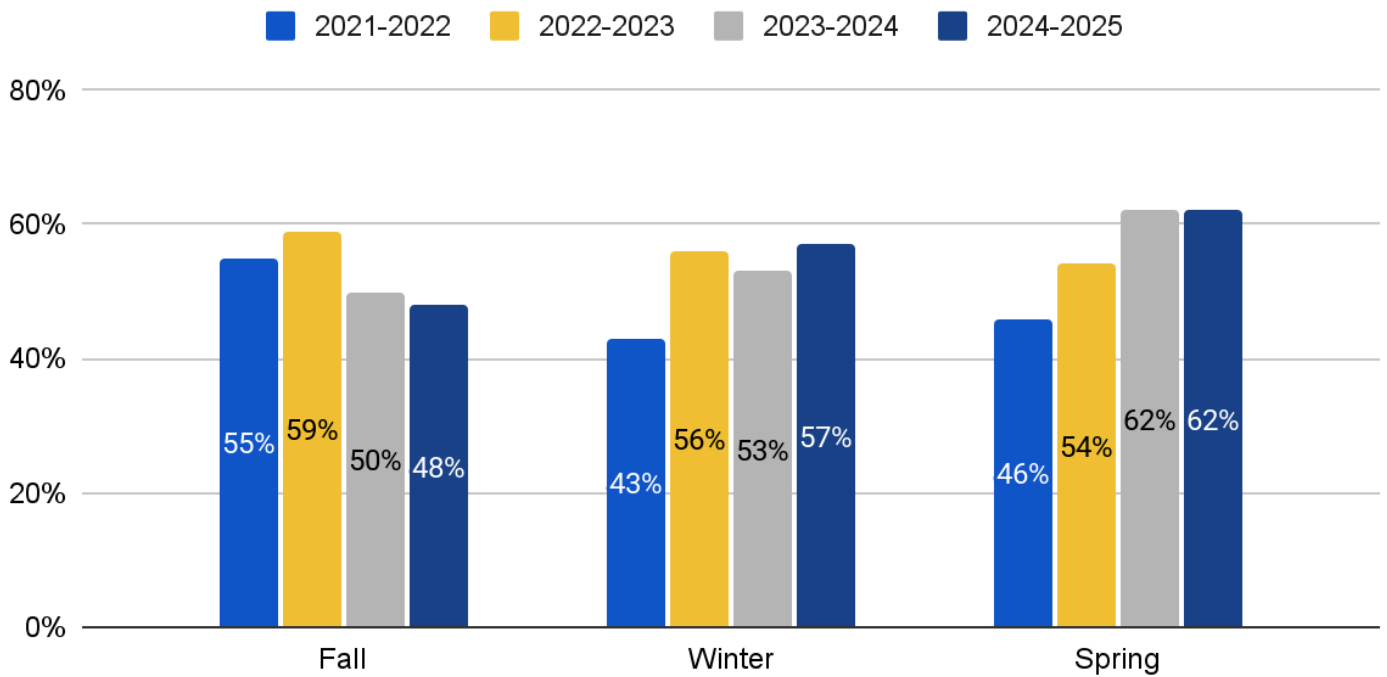
Data Source: Fastbridge



*\*\*Kindergarten fall assessment of earlyReading began in the 2023-2024 school year*

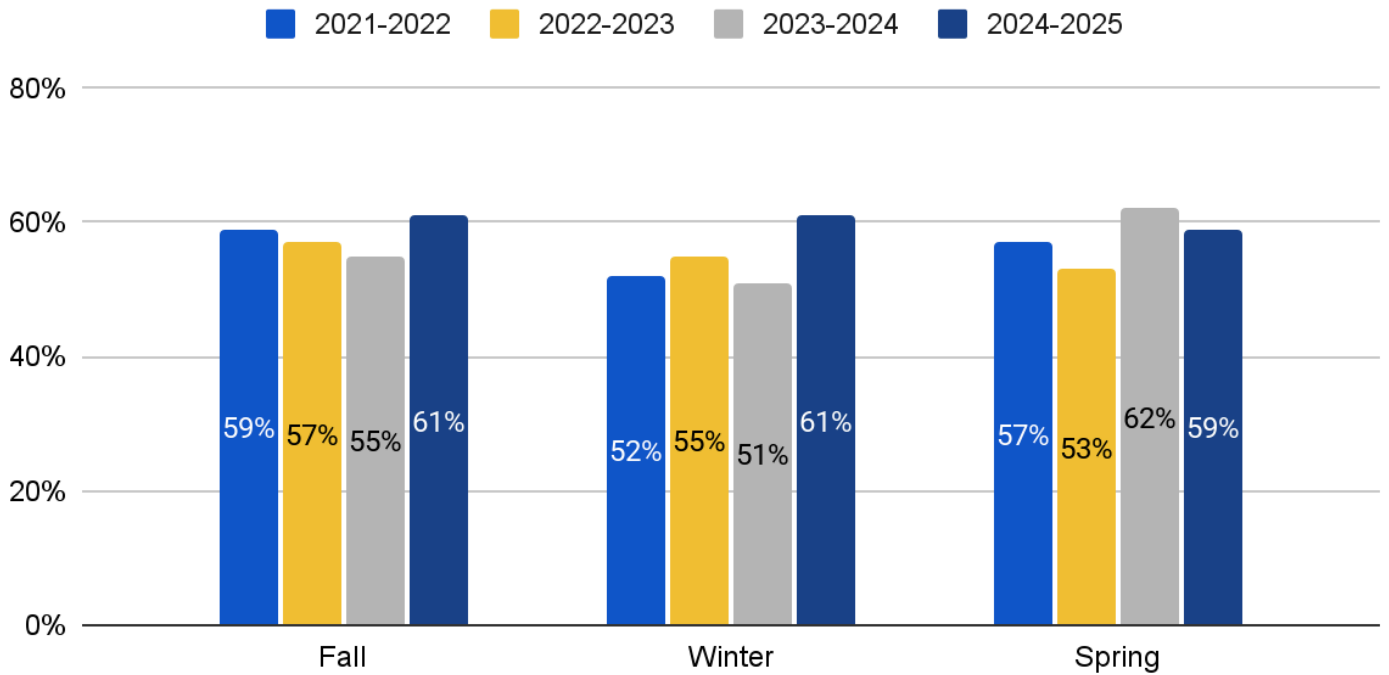
### 1st Grade earlyReading

Data Source: Fastbridge



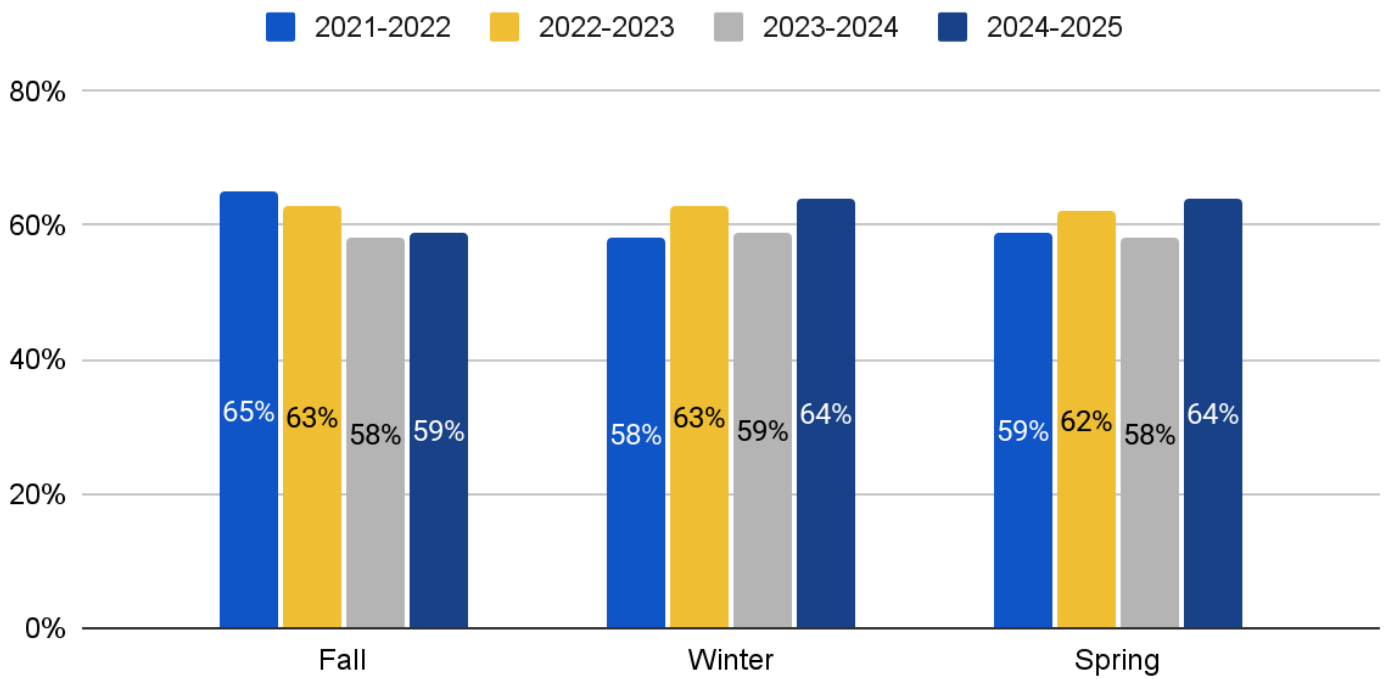
## 2nd Grade aReading

Data Source: Fastbridge



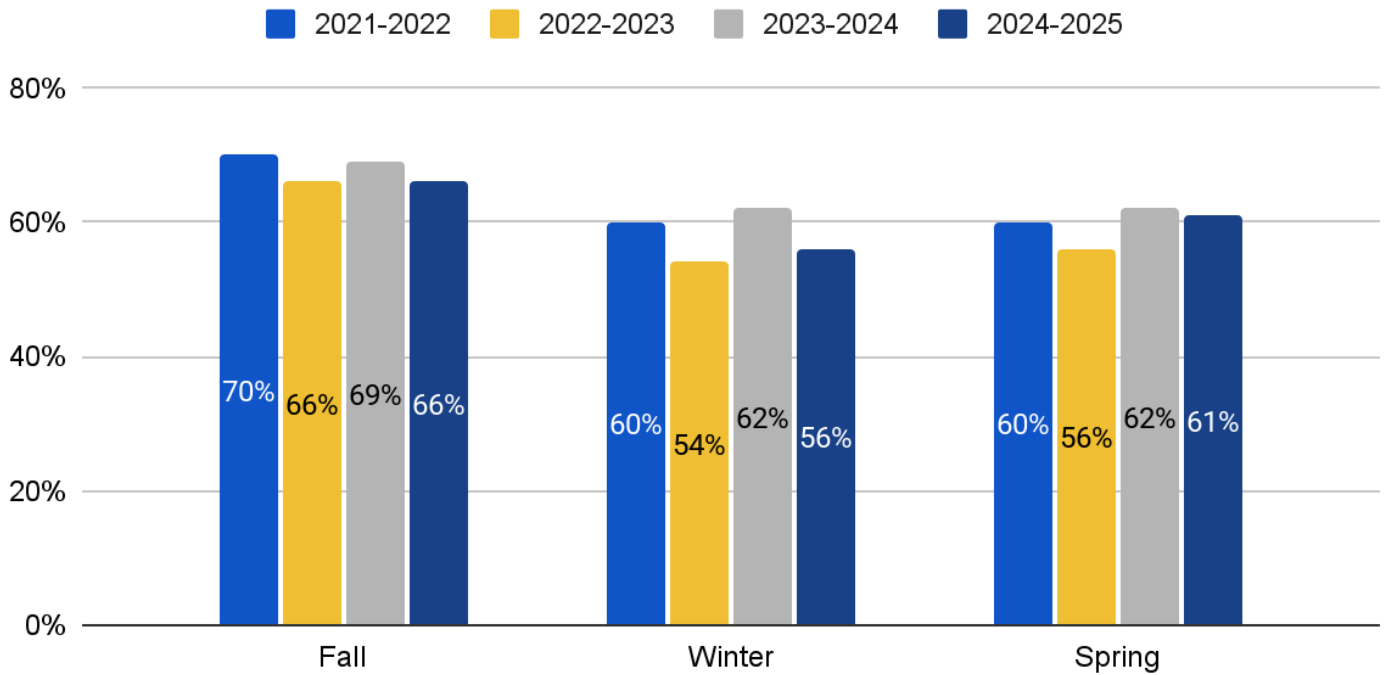
## 3rd Grade aReading

Data Source: Fastbridge



# 4th Grade aReading

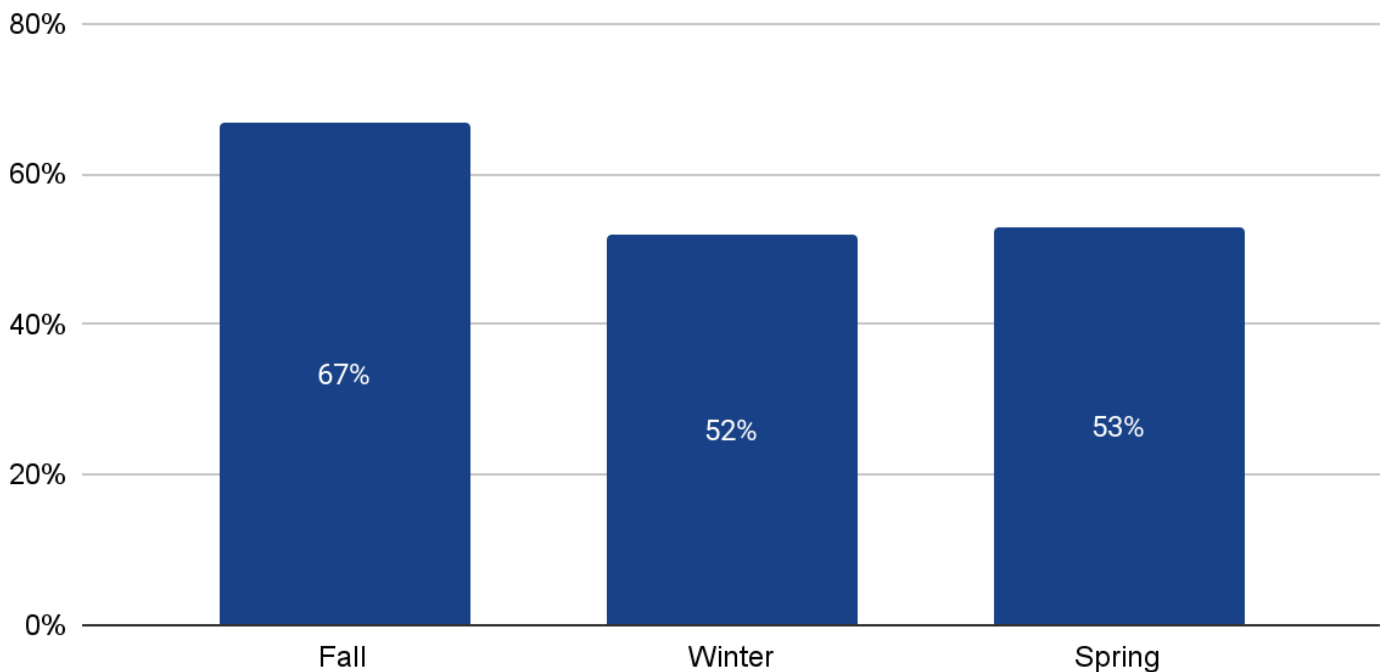
Data Source: Fastbridge



*NOTE: 5th through 8th grade Fastbridge testing began in the 2024-2025 school year. No comparative data is available at this time.*

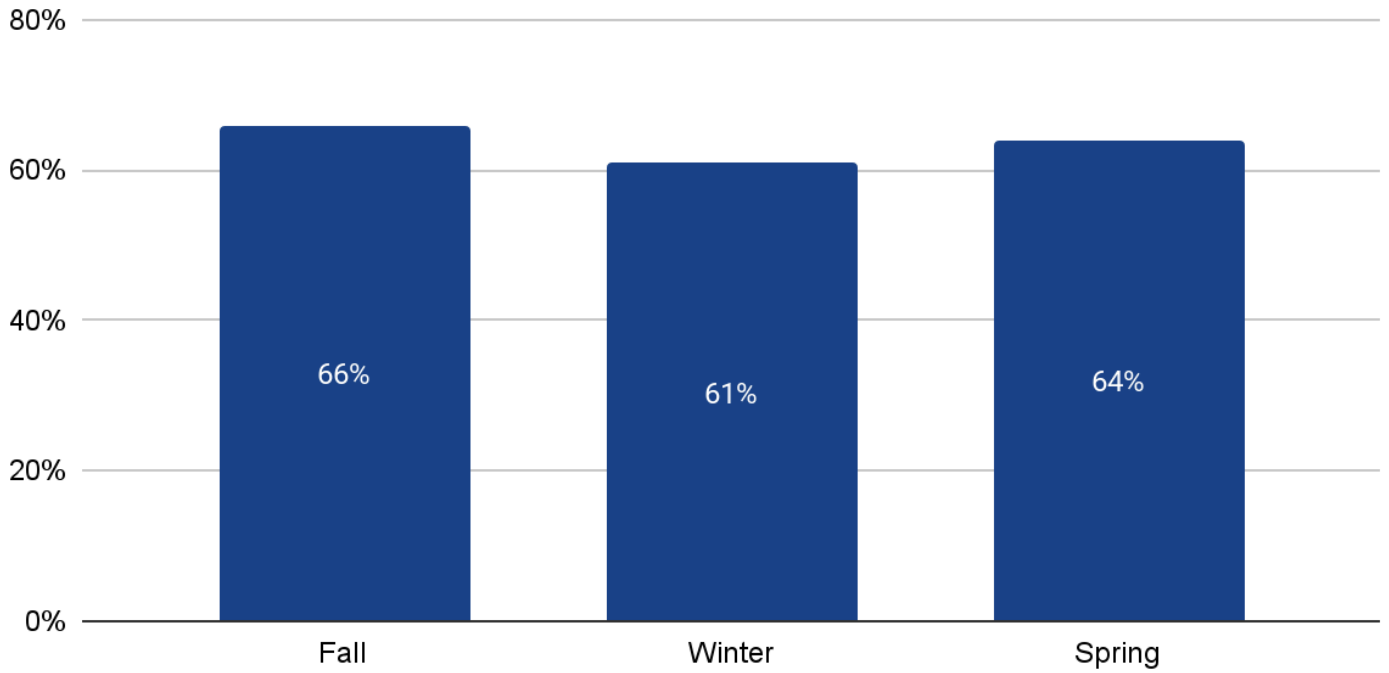
# 5th Grade aReading

Data Source: Fastbridge



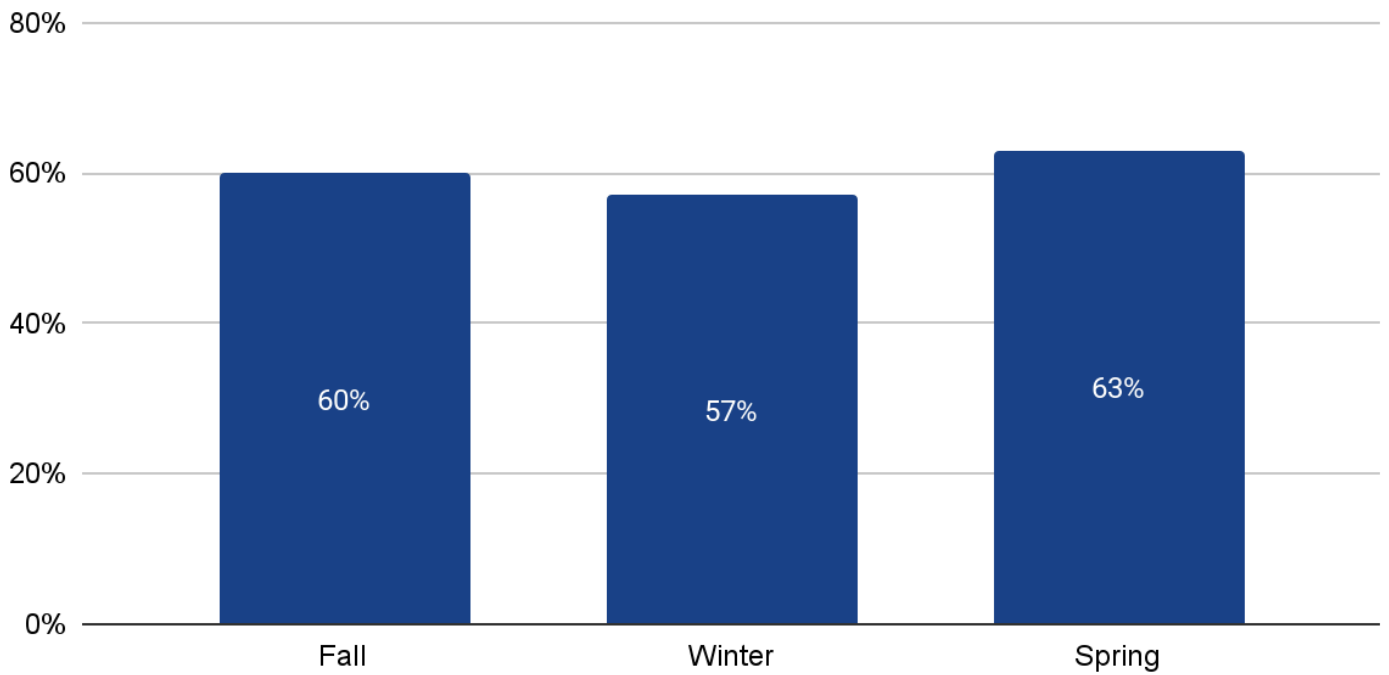
## 6th Grade aReading

Data Source: Fastbridge



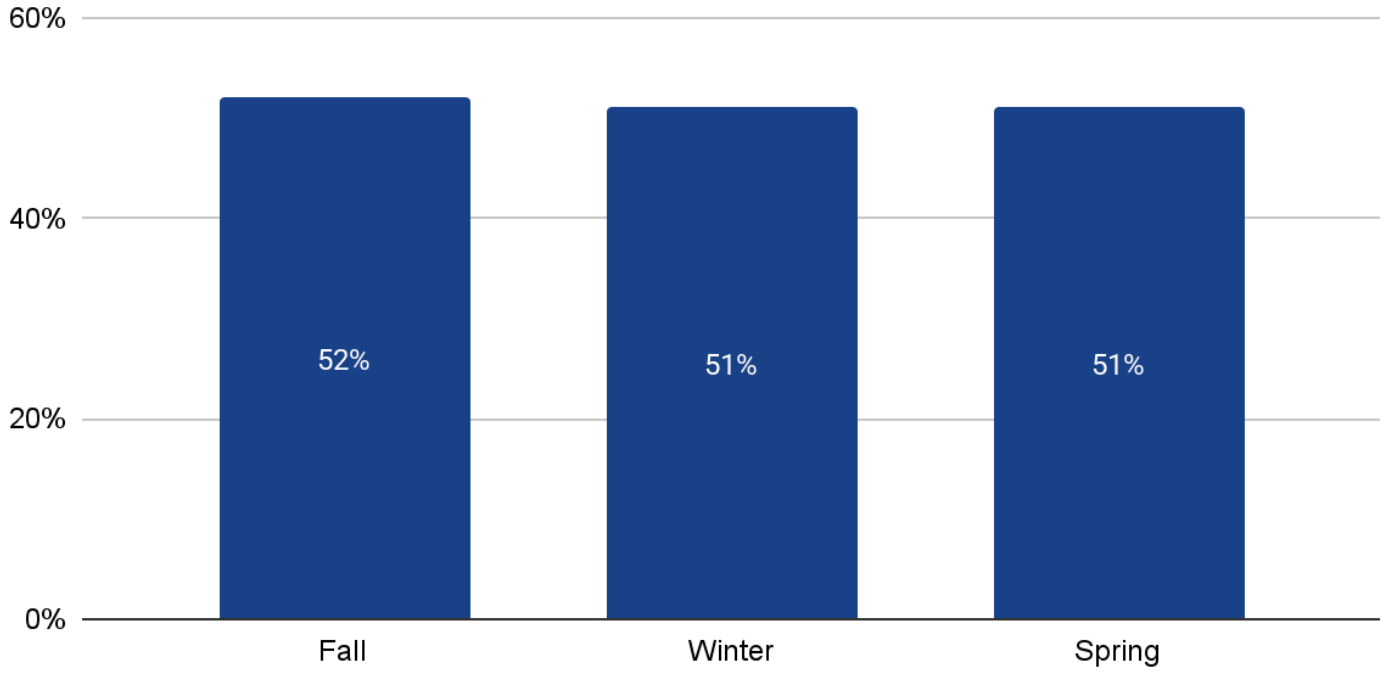
## 7th Grade aReading

Data Source: Fastbridge



# 8th Grade aReading

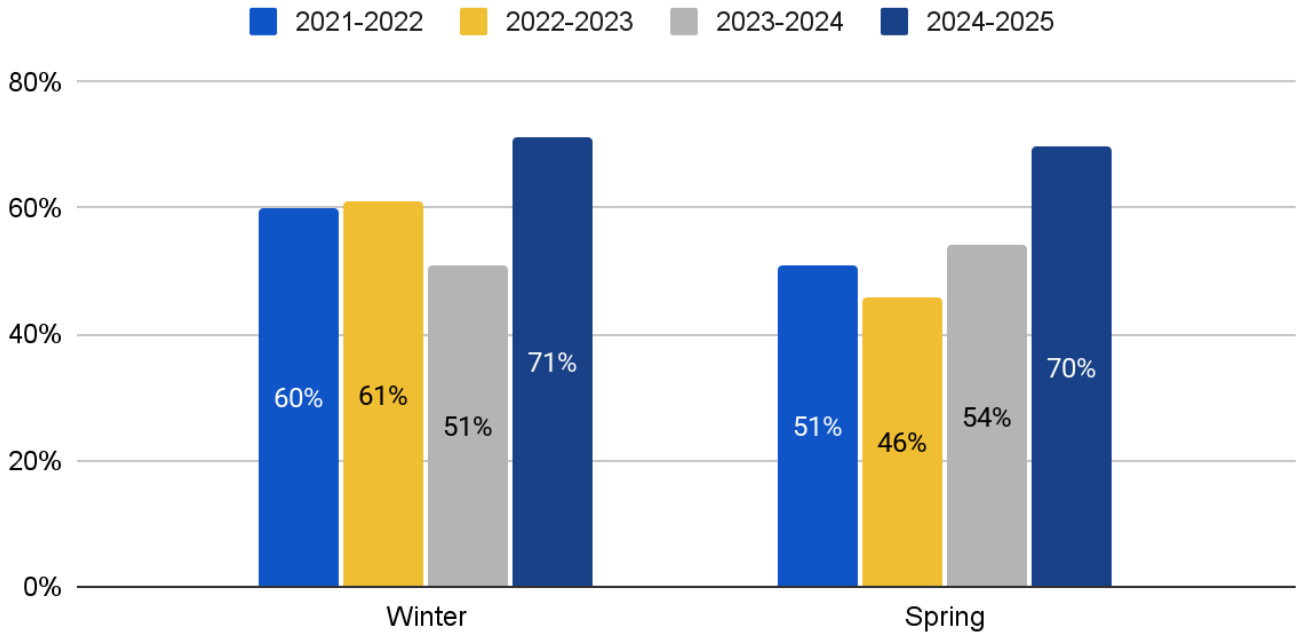
Data Source: Fastbridge



**Coming Soon: Fastbridge Reading Growth**

### Kindergarten earlyMath

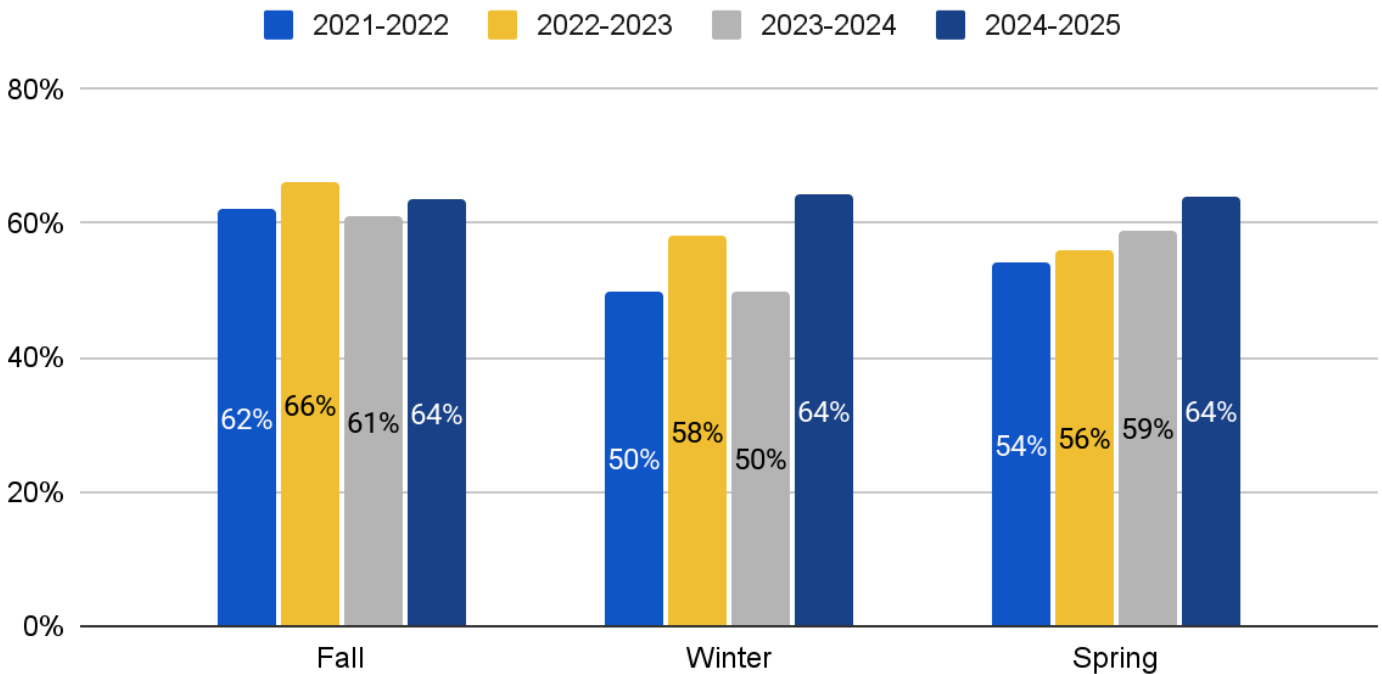
Data Source: Fastbridge



*\*\*Kindergarten earlyMath assessment is only given in Winter and Spring\*\**

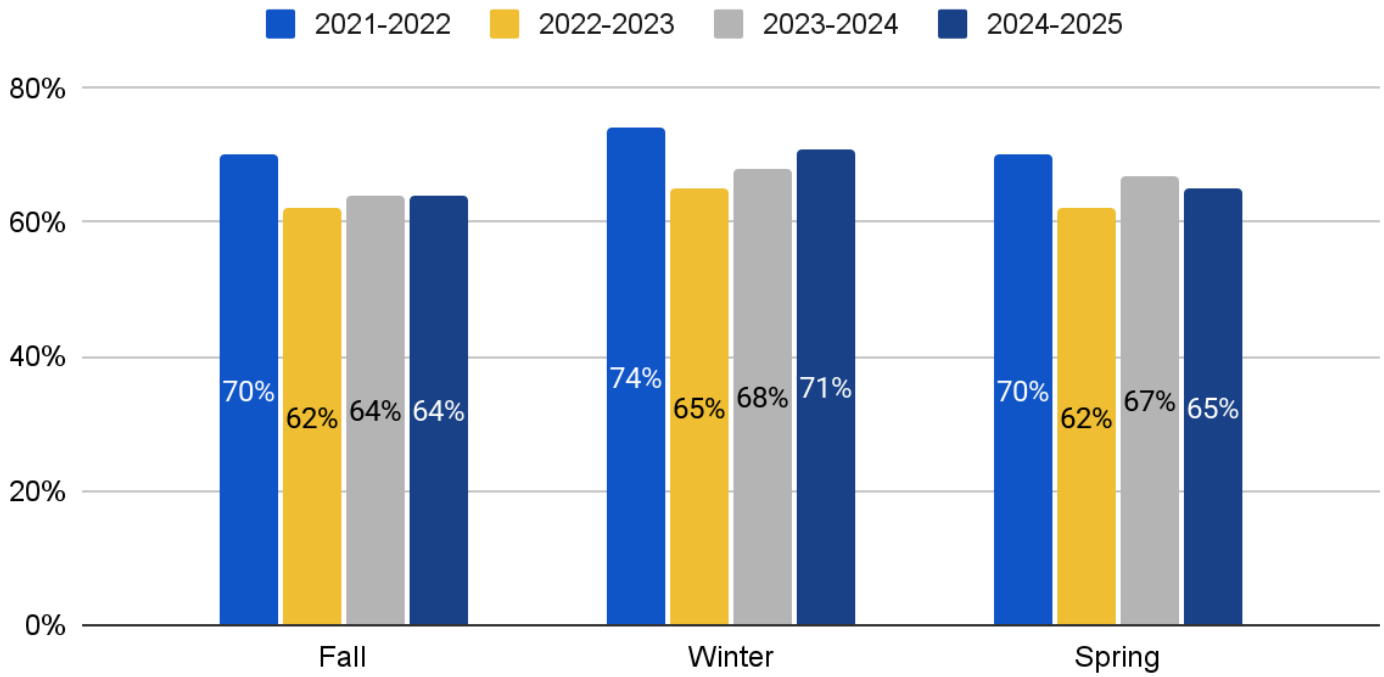
### 1st Grade earlyMath

Data Source: Fastbridge



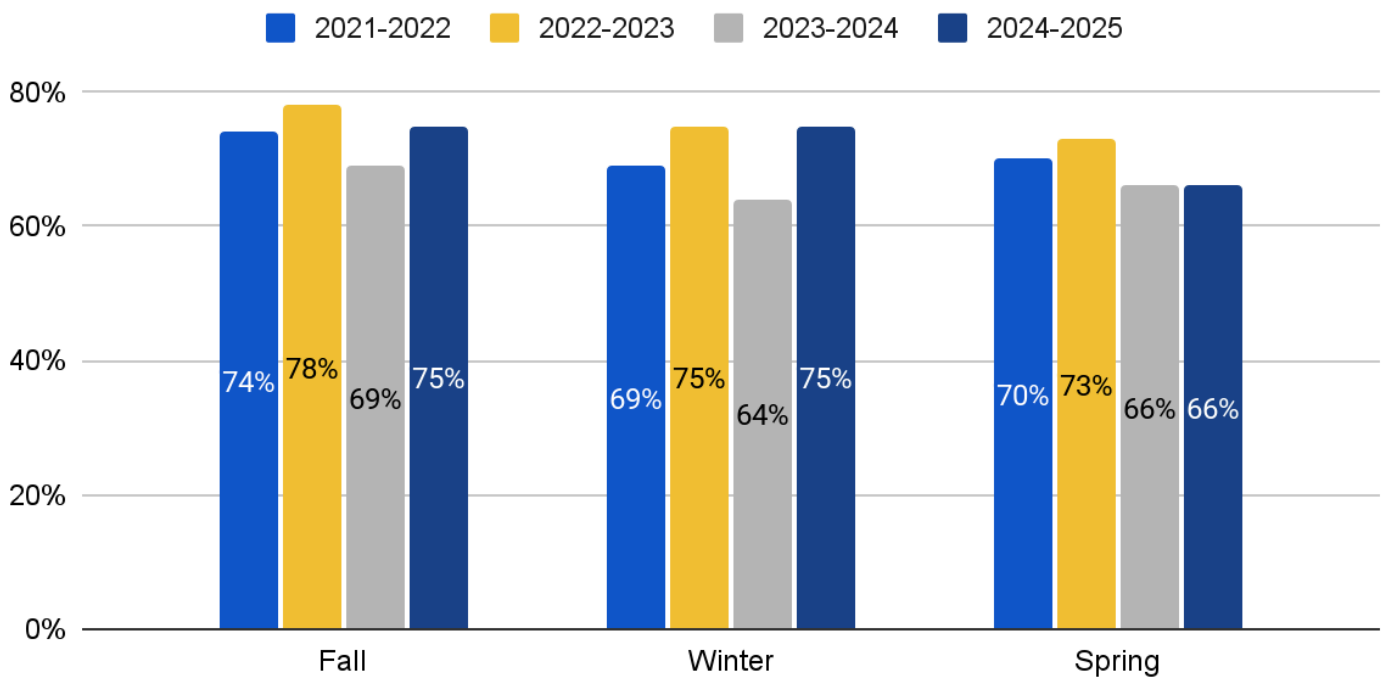
## 2nd Grade aMath

Data Source: Fastbridge



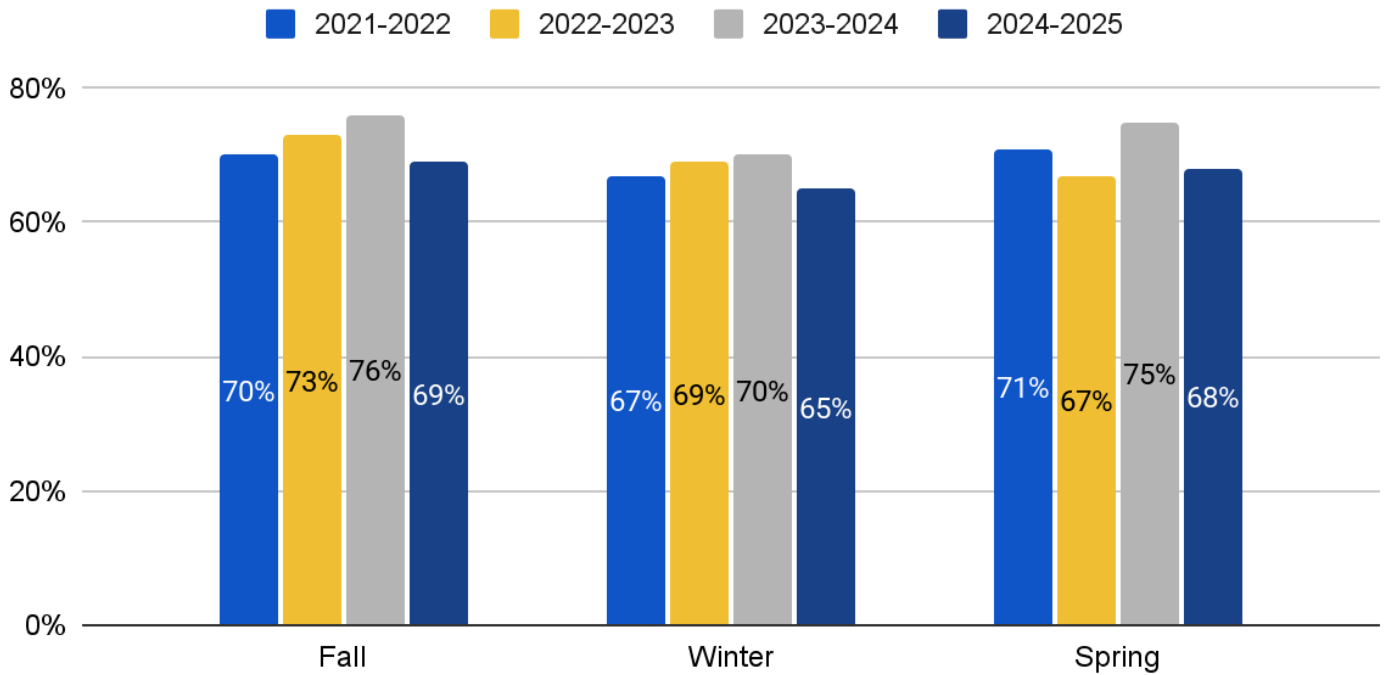
## 3rd Grade aMath

Data Source: Fastbridge



## 4th Grade aMath

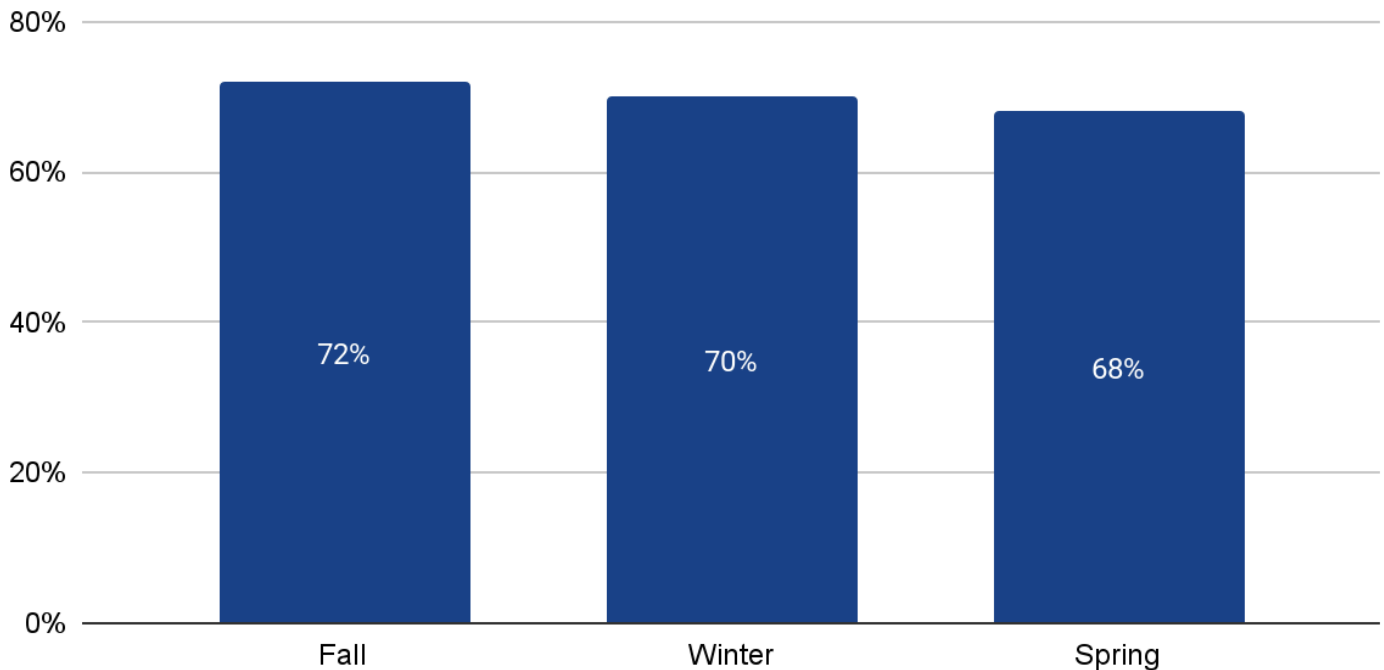
Data Source: Fastbridge



*NOTE: 5th through 8th grade Fastbridge testing began in the 2024-2025 school year. No comparative data is available at this time.*

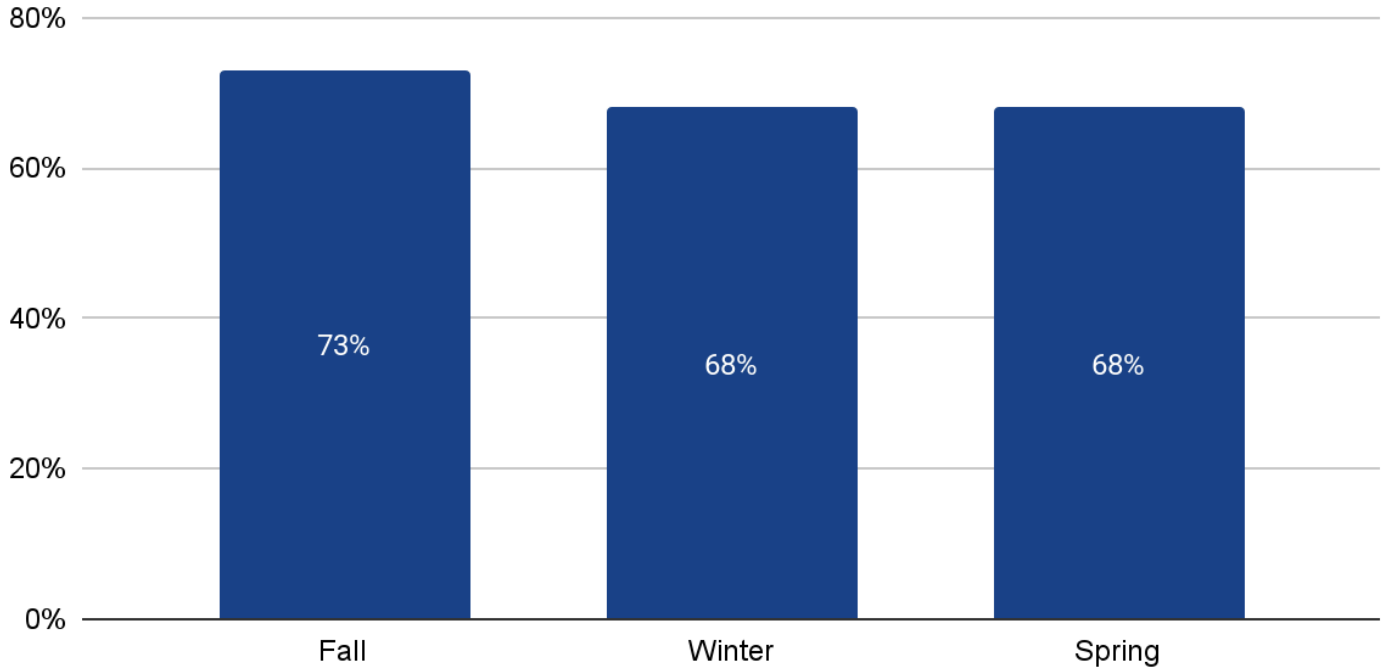
## 5th Grade aMath

Data Source: Fastbridge



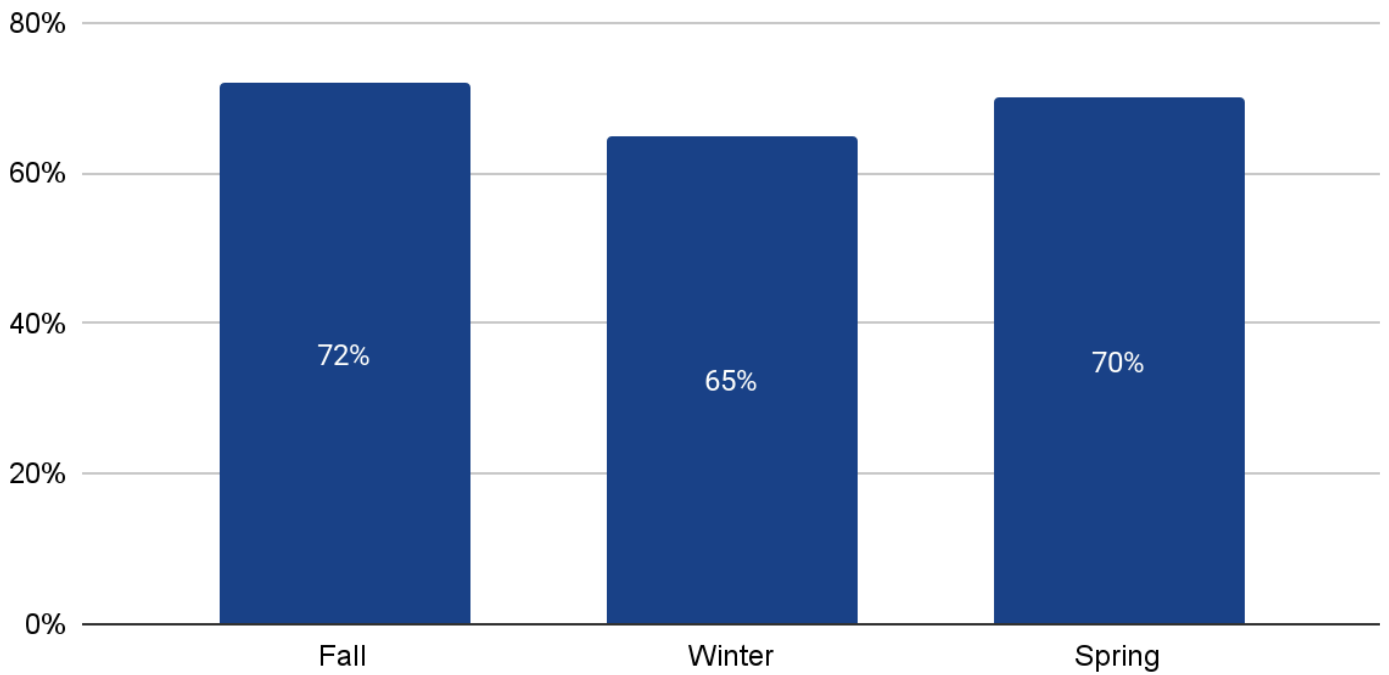
## 6th Grade aMath

Data Source: Fastbridge



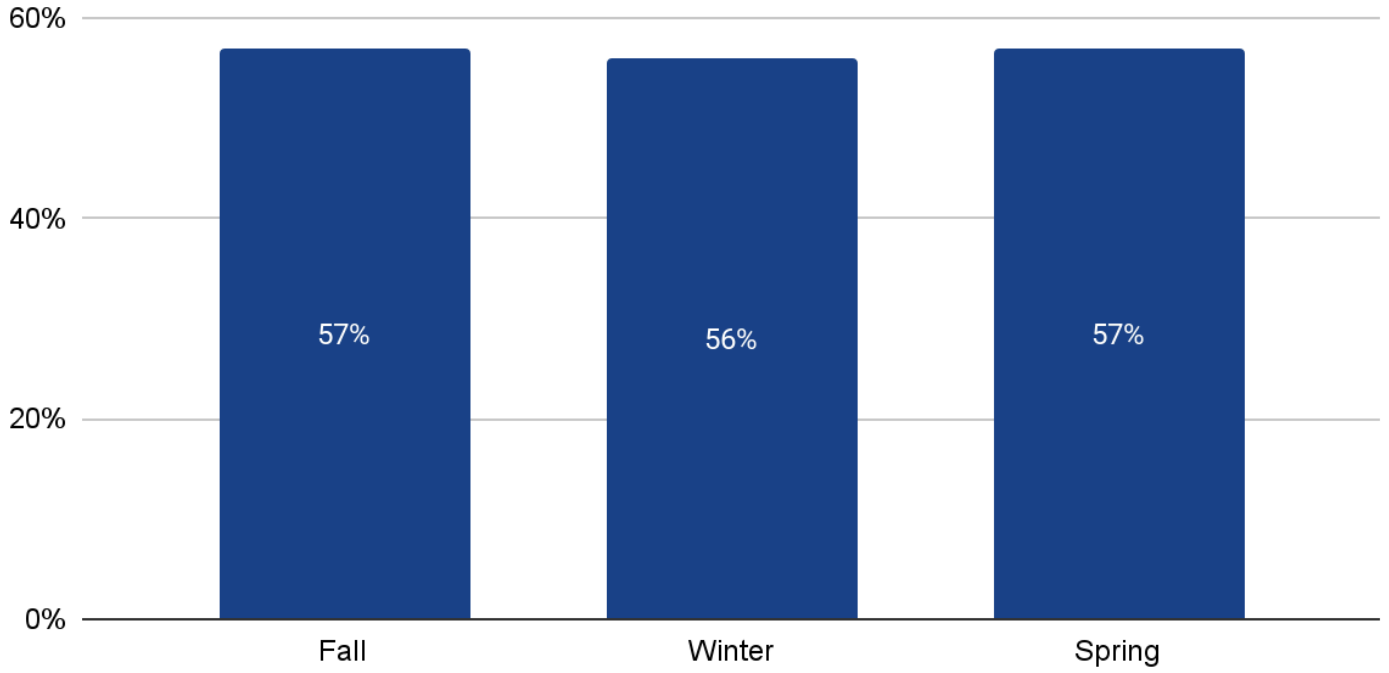
## 7th Grade aMath

Data Source: Fastbridge



# 8th Grade aMath

Data Source: Fastbridge

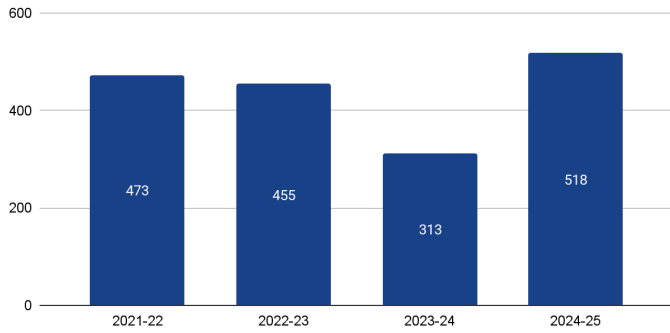


**Coming Soon: Fastbridge Math Growth**

# COLLEGE & CAREER COURSE ENROLLMENT

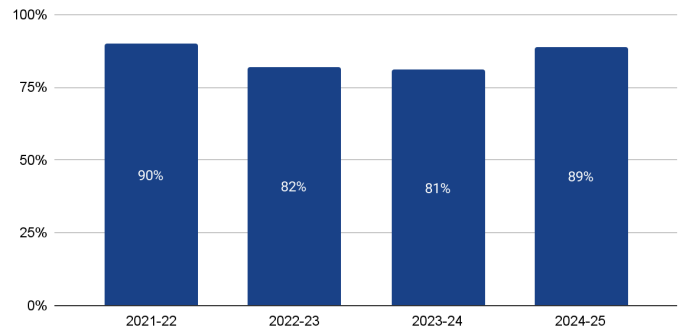
### College in Schools (CIS) Enrollment

Data Source: Infinite Campus Enrollment



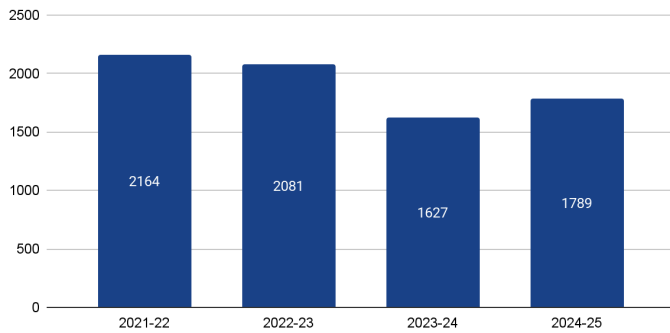
### College in Schools (CIS) Passing Rates

Data Source: Infinite Campus Grades



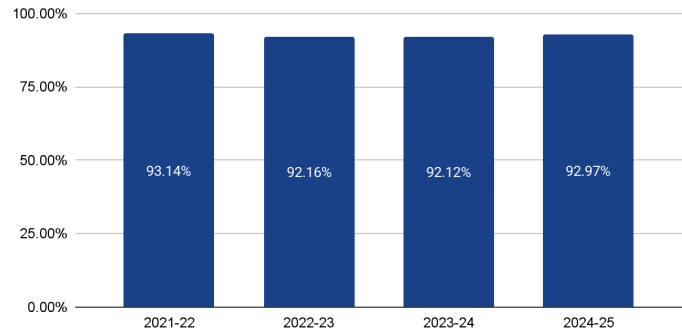
### Career and Technical Education (CTE) Enrollment

Data Source: Infinite Campus Enrollment



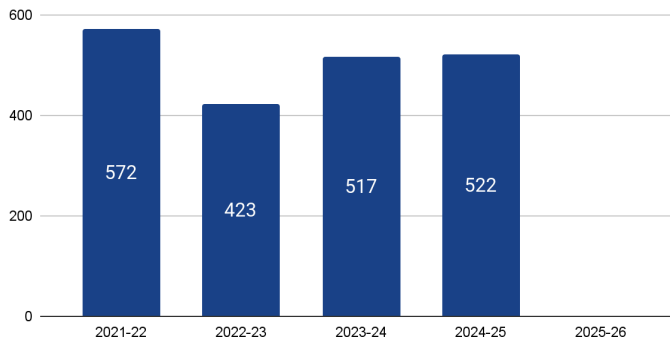
### Career and Technical Education (CTE) Enrollment

Data Source: Infinite Campus Grades



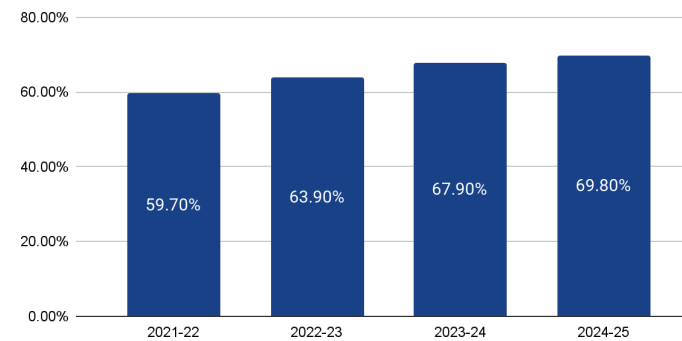
### Advanced Placement (AP) Courses Enrollment

Data Source: Infinite Campus Enrollment Data



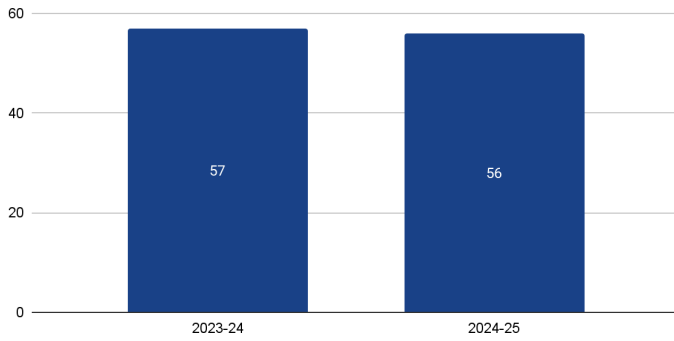
### Advanced Placement (AP) Test Results of 3+

Data Source: Internal Tracking



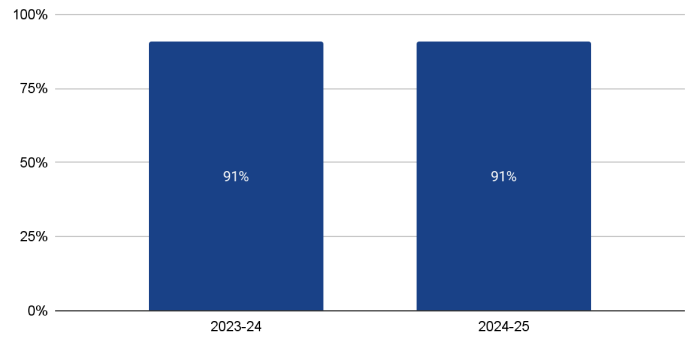
### Post-Secondary Education Options (PSEO) Enrollment

Data Source: Infinite Campus Enrollment



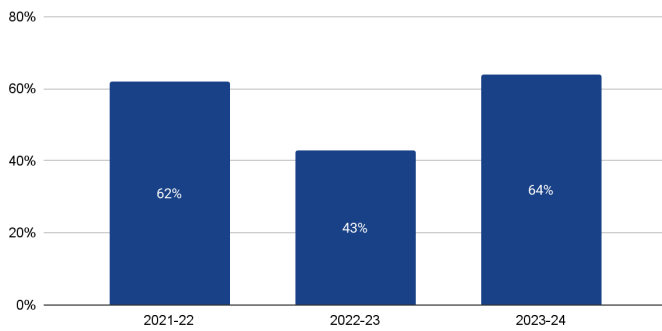
### Post-Secondary Enrollment Options (PSEO) Passing Rate

Data Source: Infinite Campus Grades



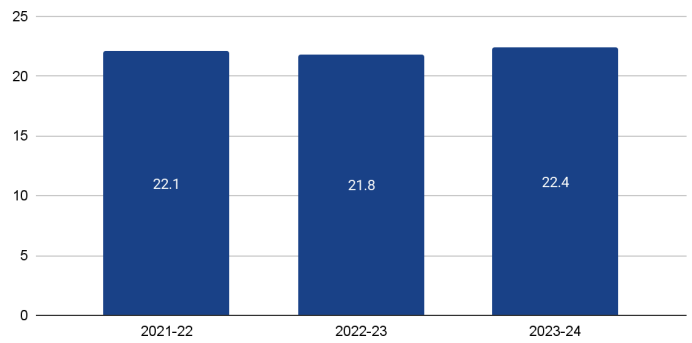
### ACT Participation (11th Grade)

Data Source: ACT Reporting



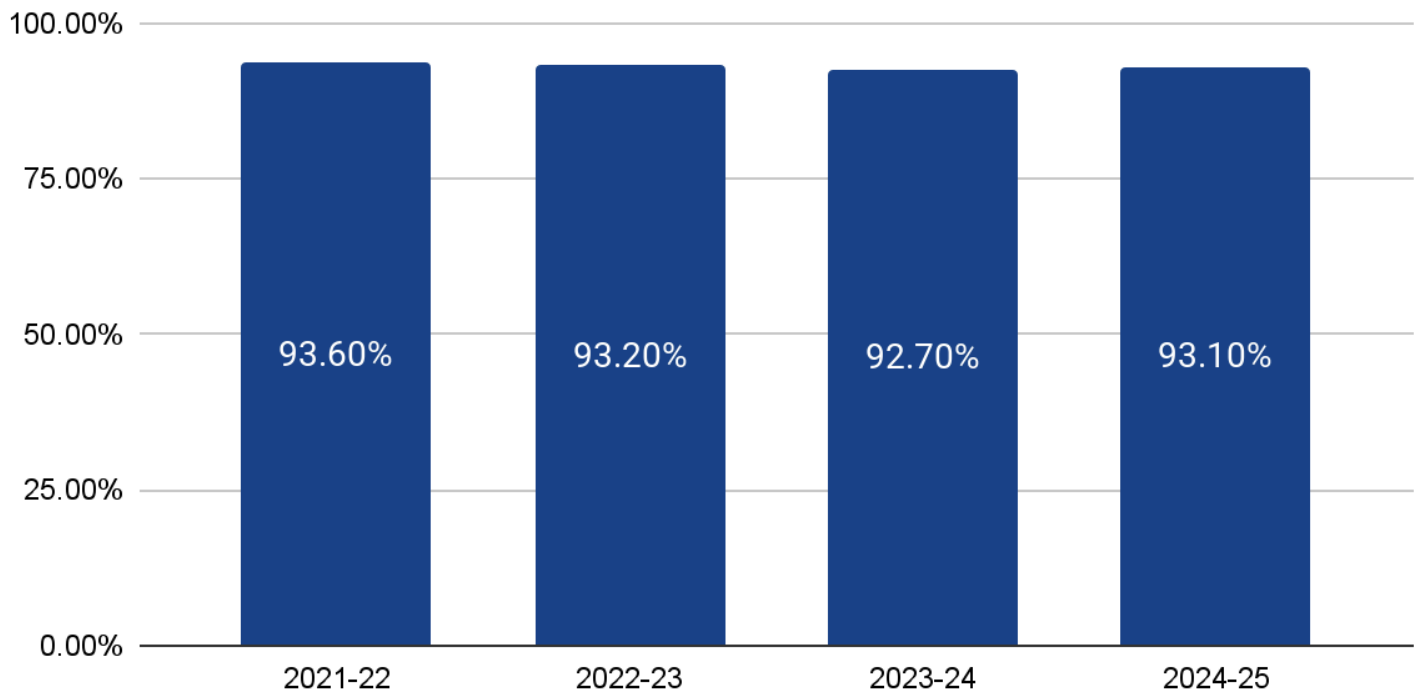
### ACT Average Score (Juniors)

Data Source: ACT Reporting



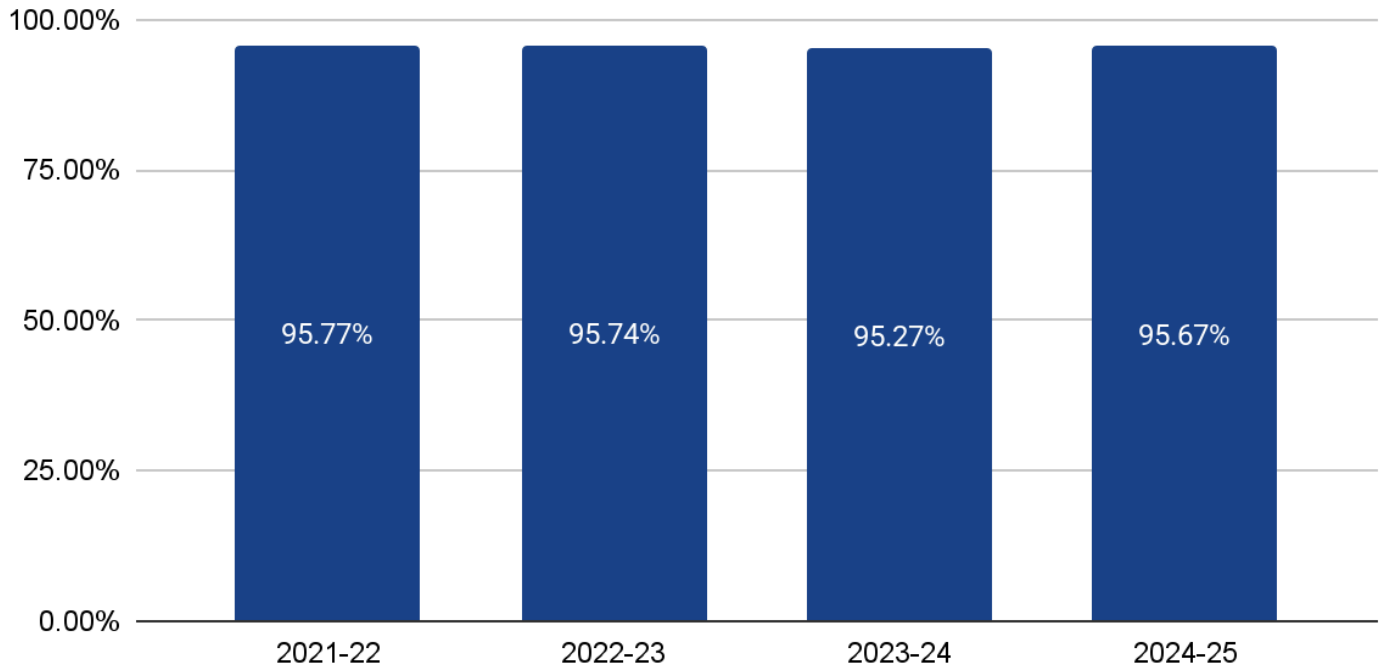
## 4-Year Graduation Rate (All Students)

Data Source: MDE Report Card



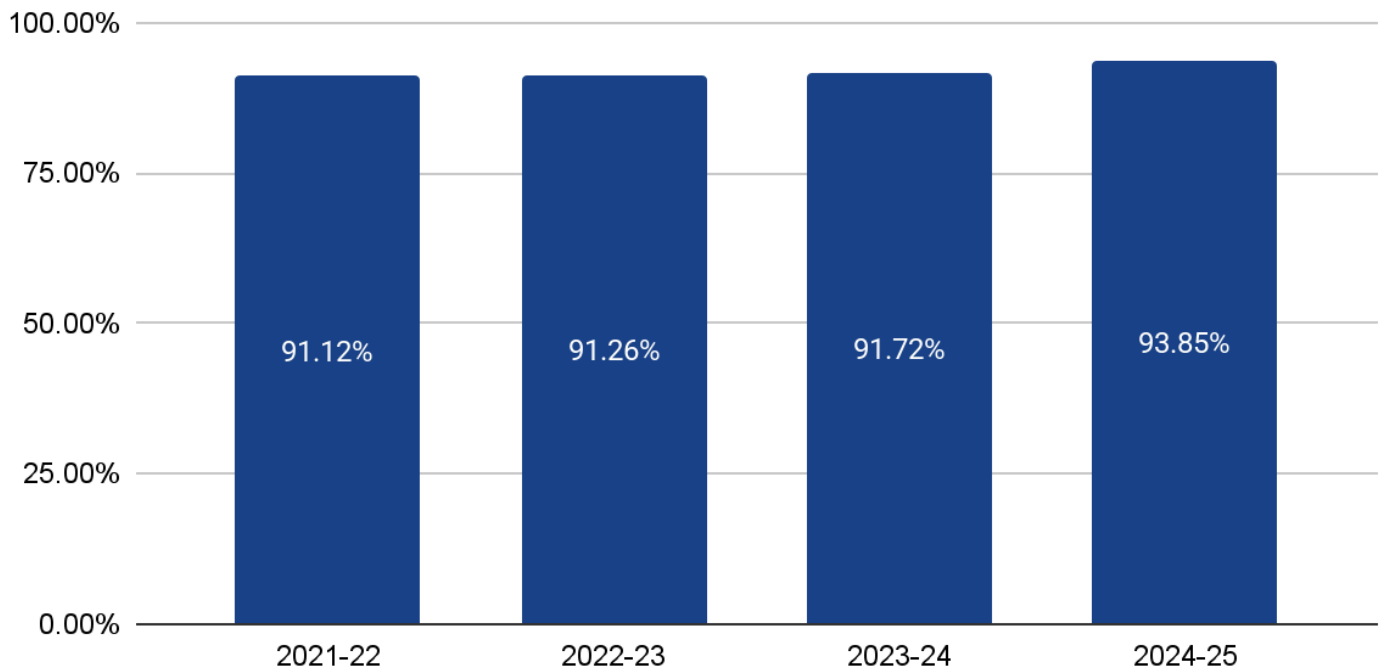
## HMS Passing Rates: % of courses passed

Data Source: Infinite Campus Grades



## HHS Passing Rates: % of courses passed

Data Source: Infinite Campus Grades



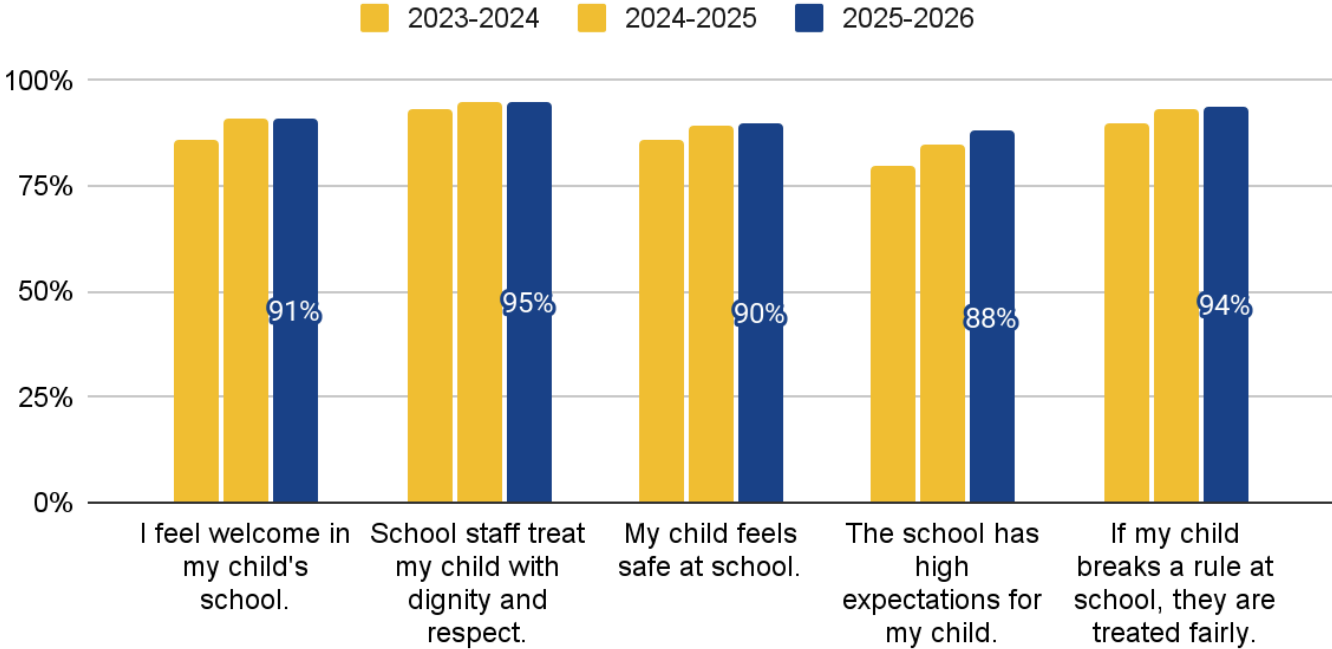


# Equity and Belonging

2025-2026

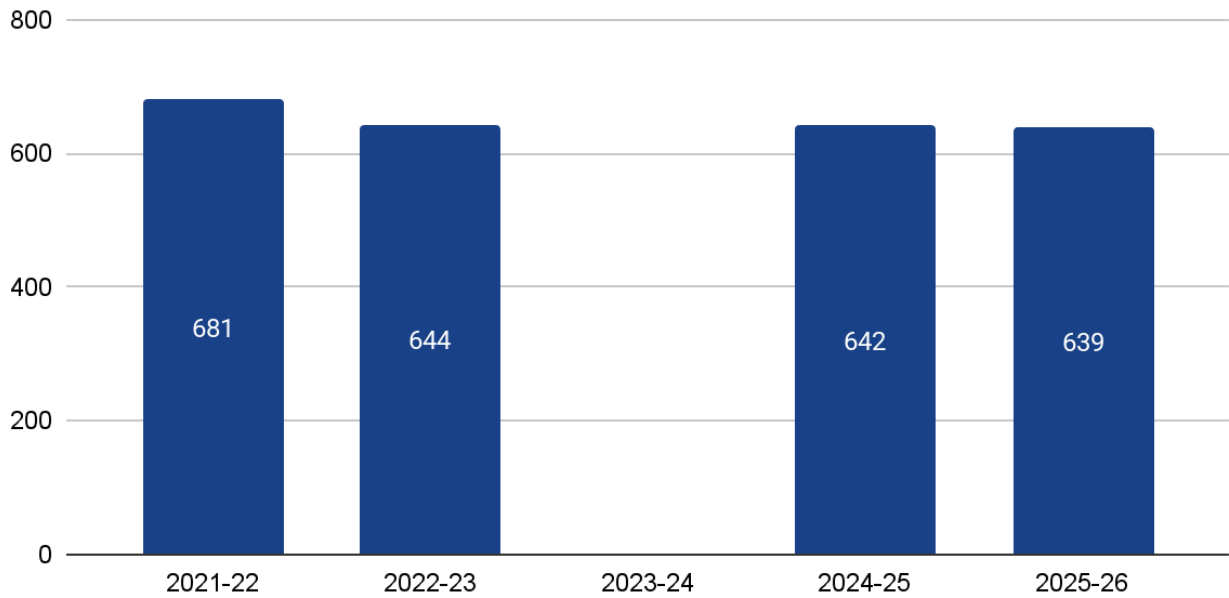
## School Perceptions Survey

Data Source: School Perceptions Survey Results



## HHS - Athletic Participation (# of students, non-duplicative)

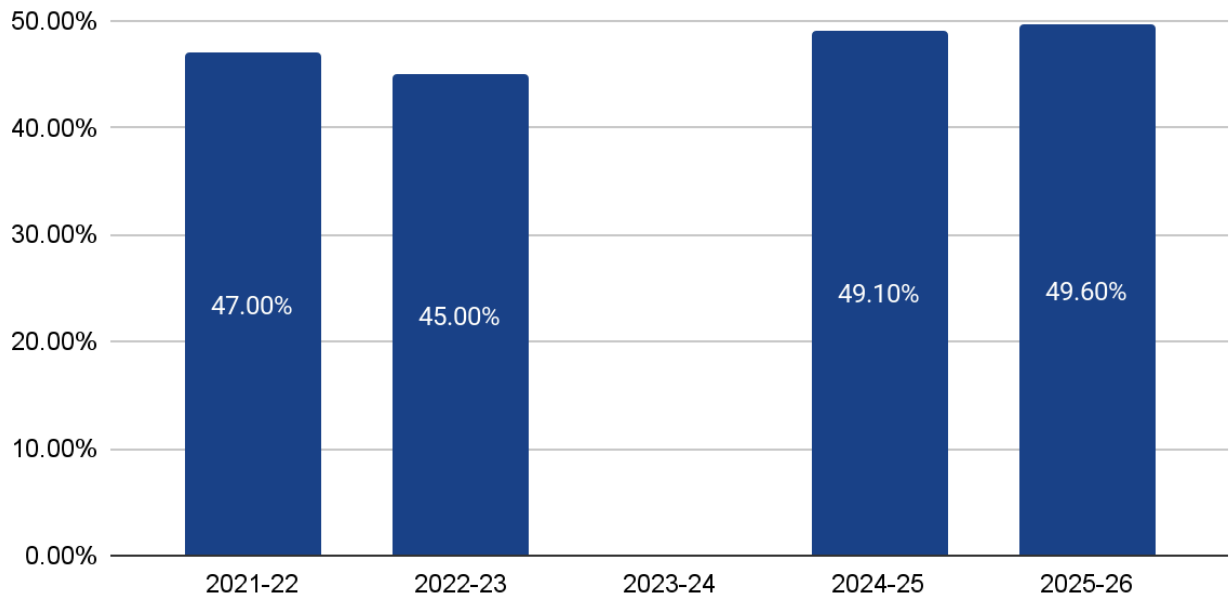
Data Source: Internal Tracking



*NOTE: No data available for 2023-2024*

## HHS - Athletic Participation (% of Total Students)

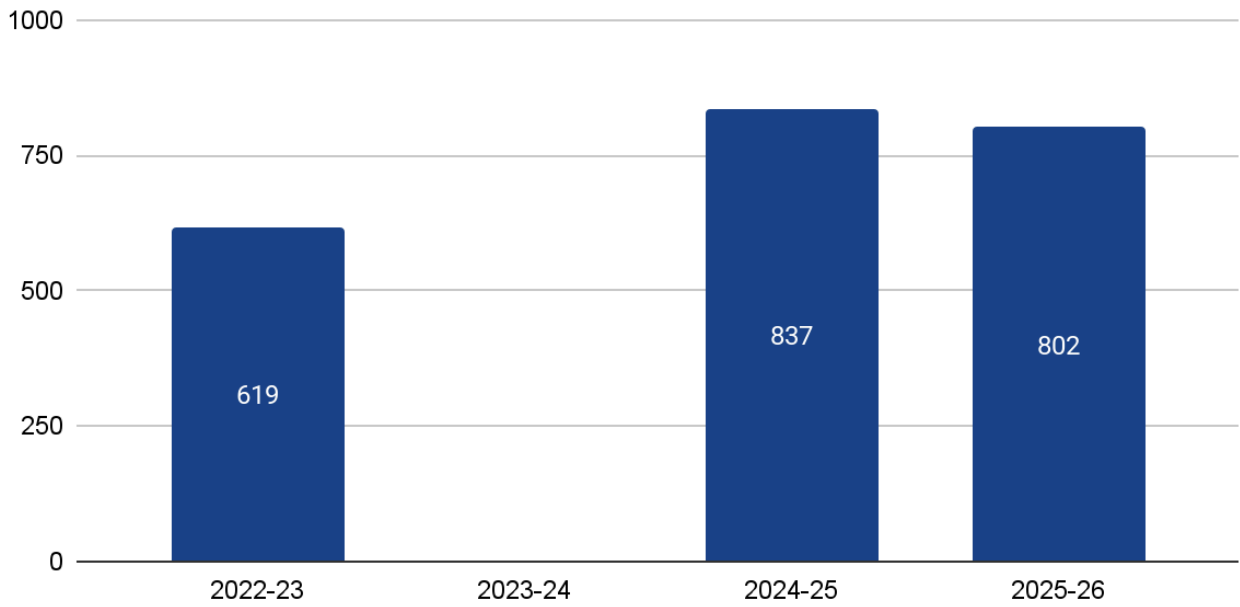
Data Source: Internal Tracking



*NOTE: No data available for 2023-2024*

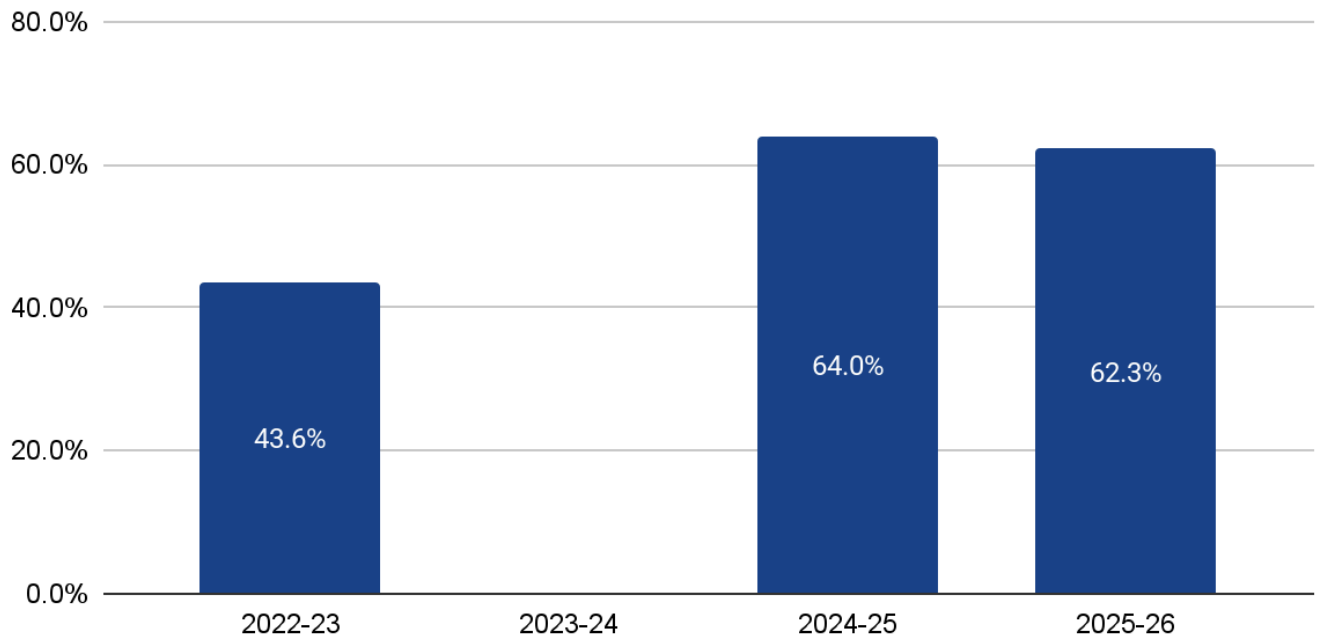
## HHS - Activities Participation (# of Students, non-duplicative)

Data Source: Internal Tracking



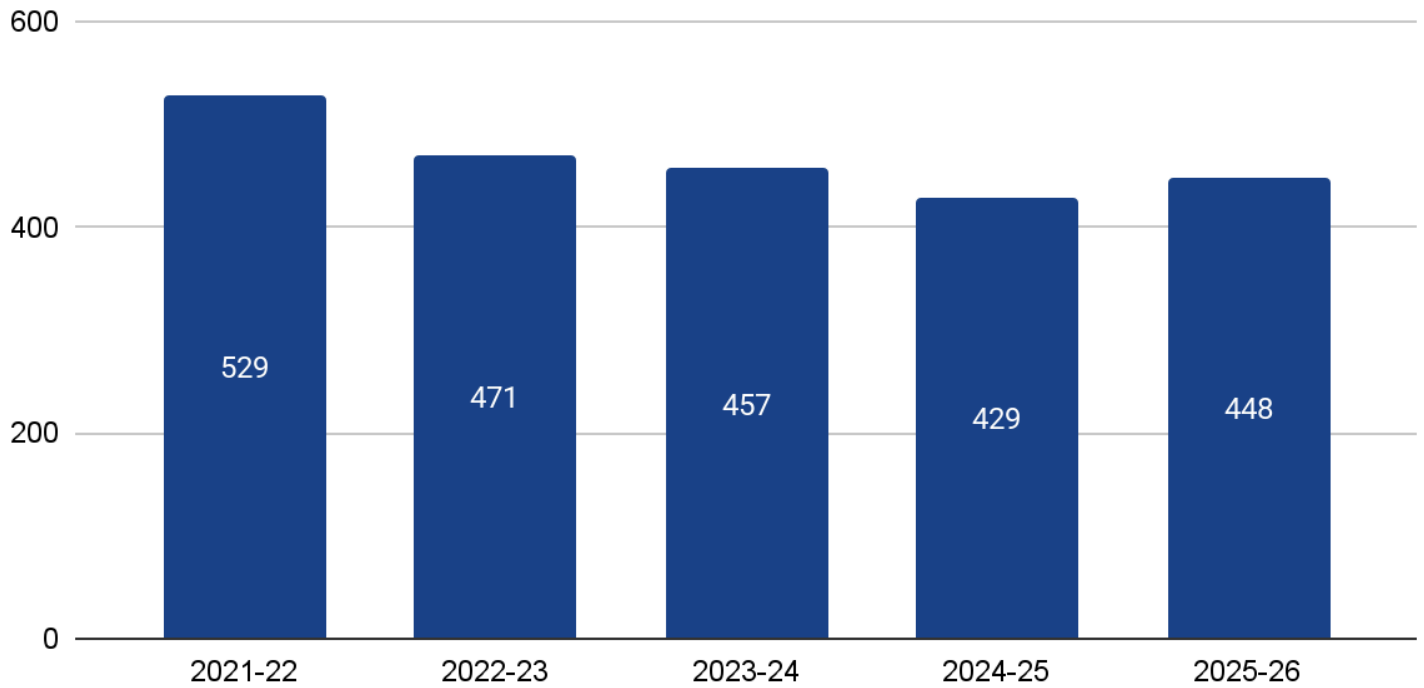
## HHS - Activities Participation (% of Total Students)

Data Source: Internal Tracking



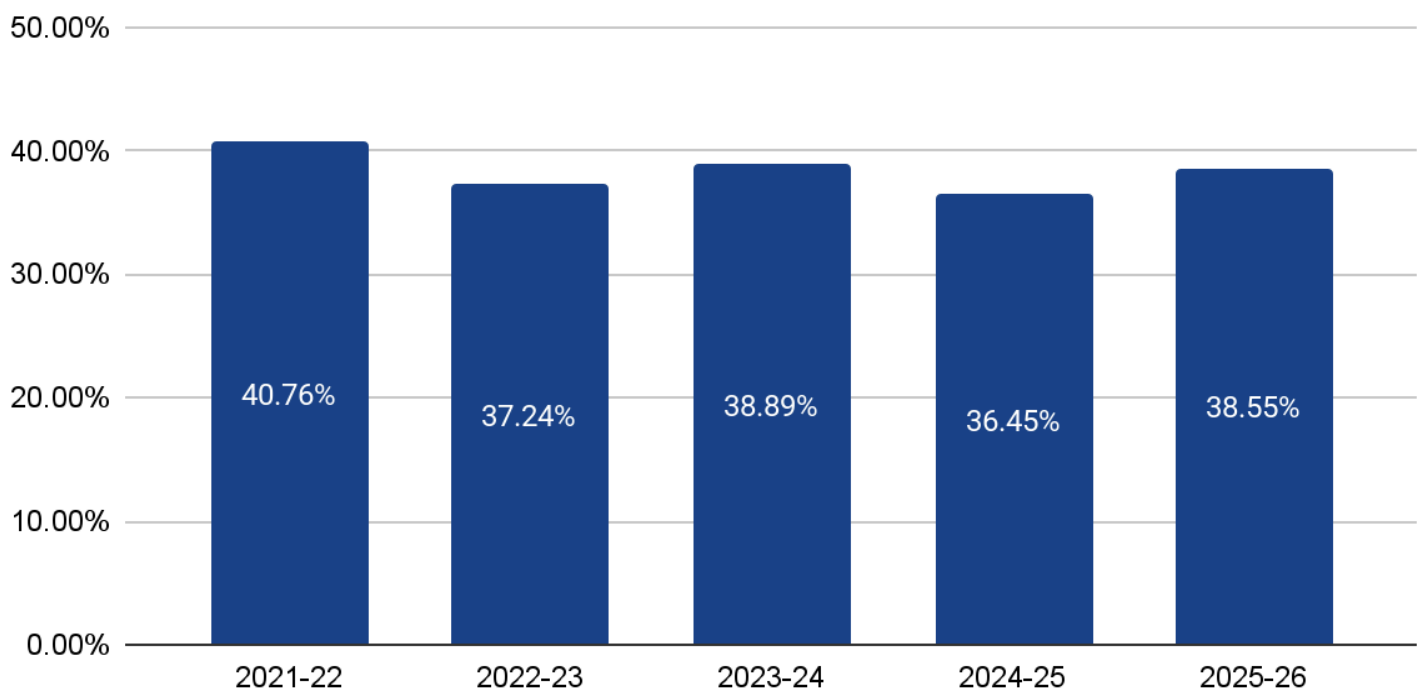
# HMS - Athletic Participation (# of students, non-duplicative)

Data Source: Internal Tracking



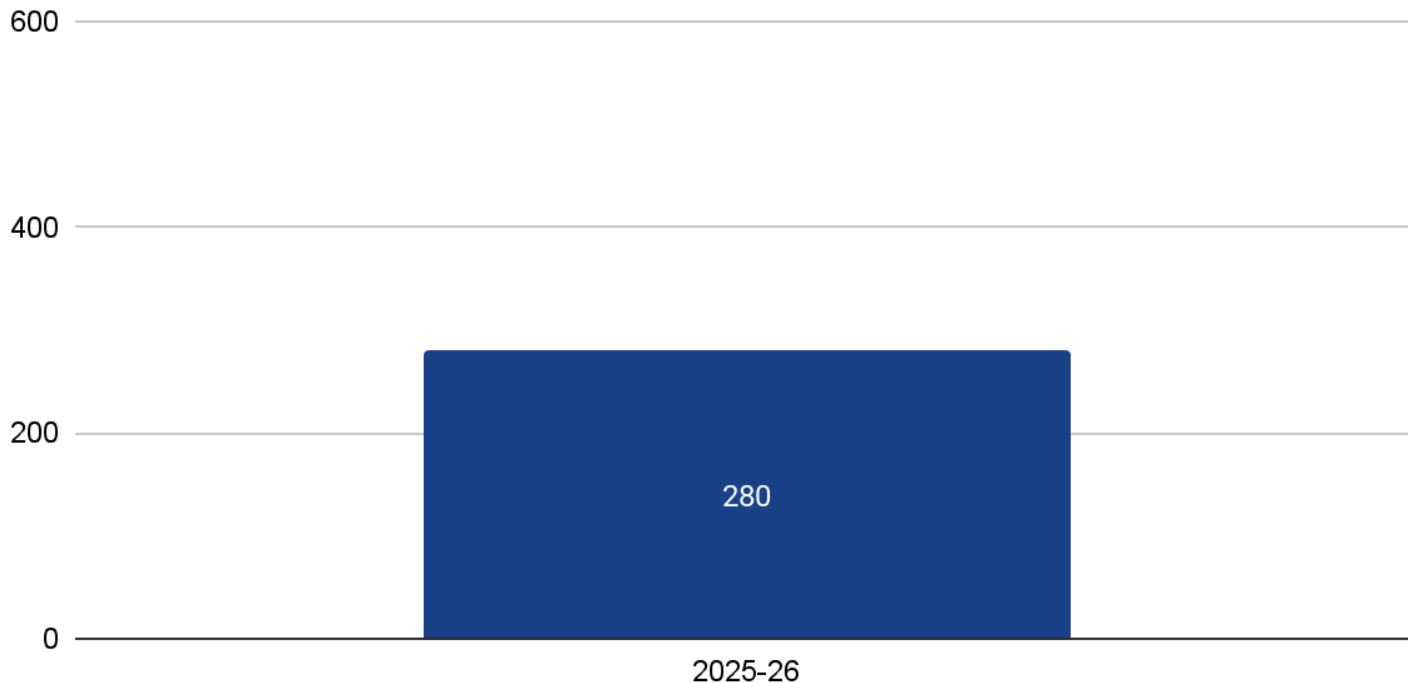
# HMS - Athletic Participation (% of Total Students)

Data Source: Internal Tracking



# HMS - Activities Participation (# of Students, non-duplicative)

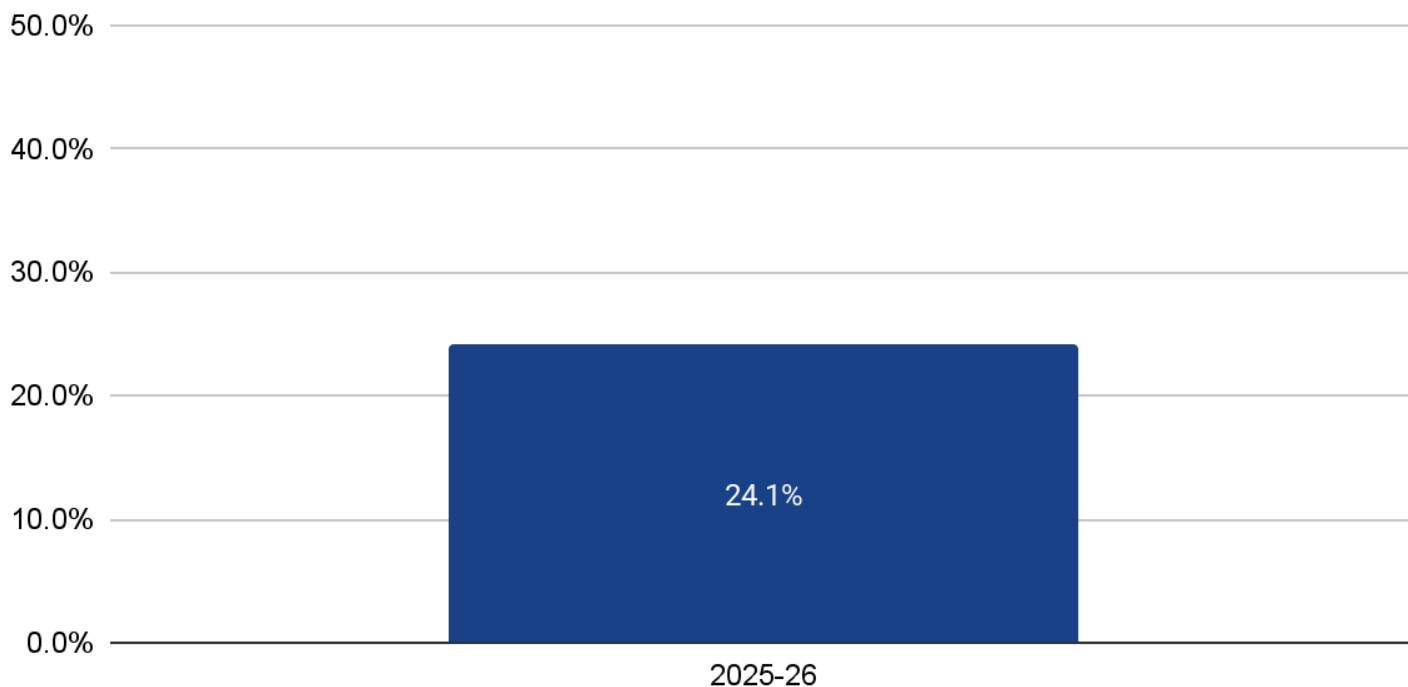
Data Source: Internal Tracking



*NOTE: Detailed Activities tracking for HMS began in the 2025-2026 school year.*

# HMS - Activities Participation (% of Total Students)

Data Source: Internal Tracking



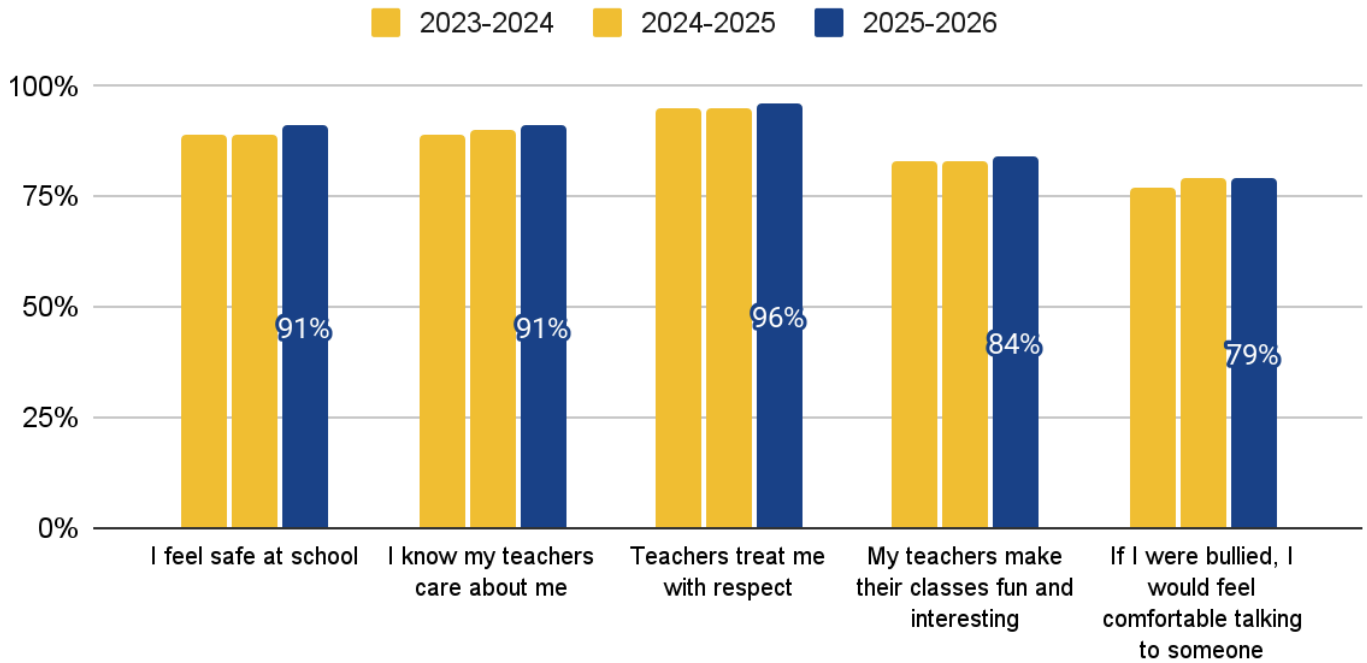


# Safe, Supportive and Engaging Environments

2025-2026

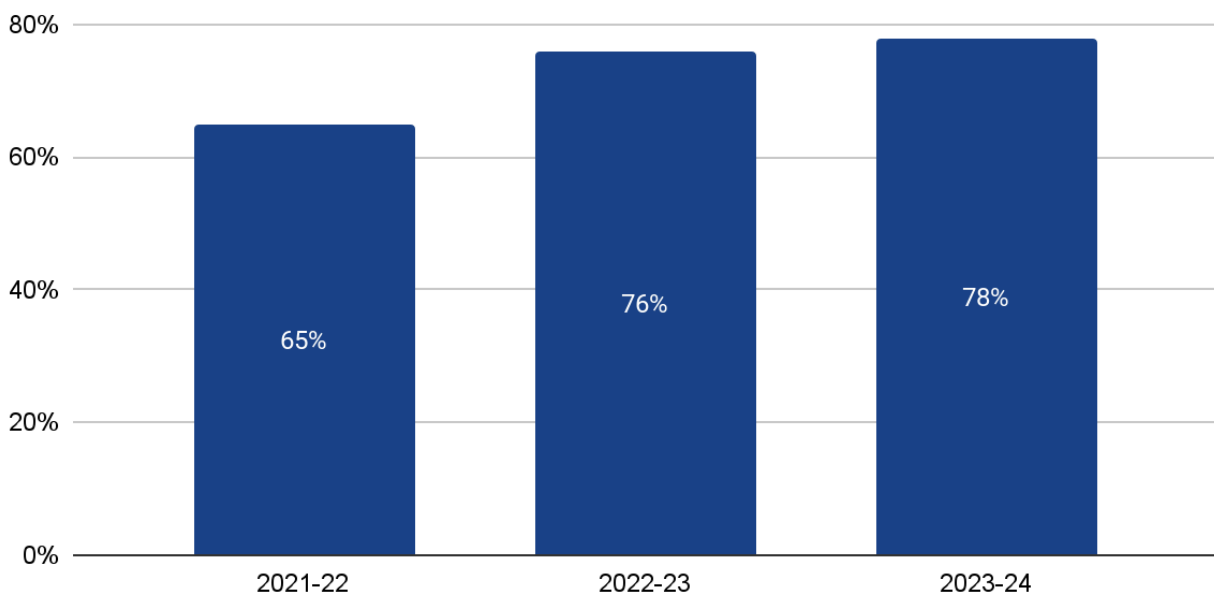
## School Perceptions Survey

Data Source: School Perceptions Survey Results (Grades 4-12)



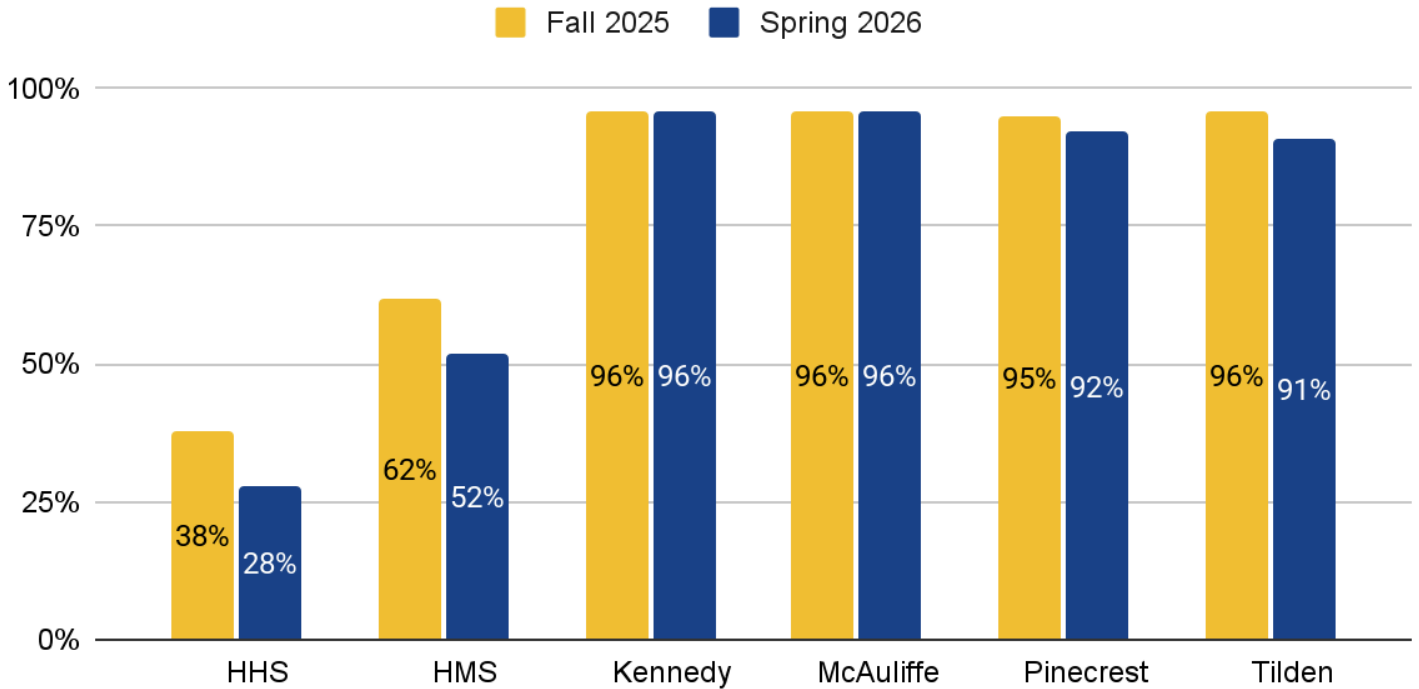
## Consistent Student Attendance (<10% absent)

Data Source: MDE Report Card



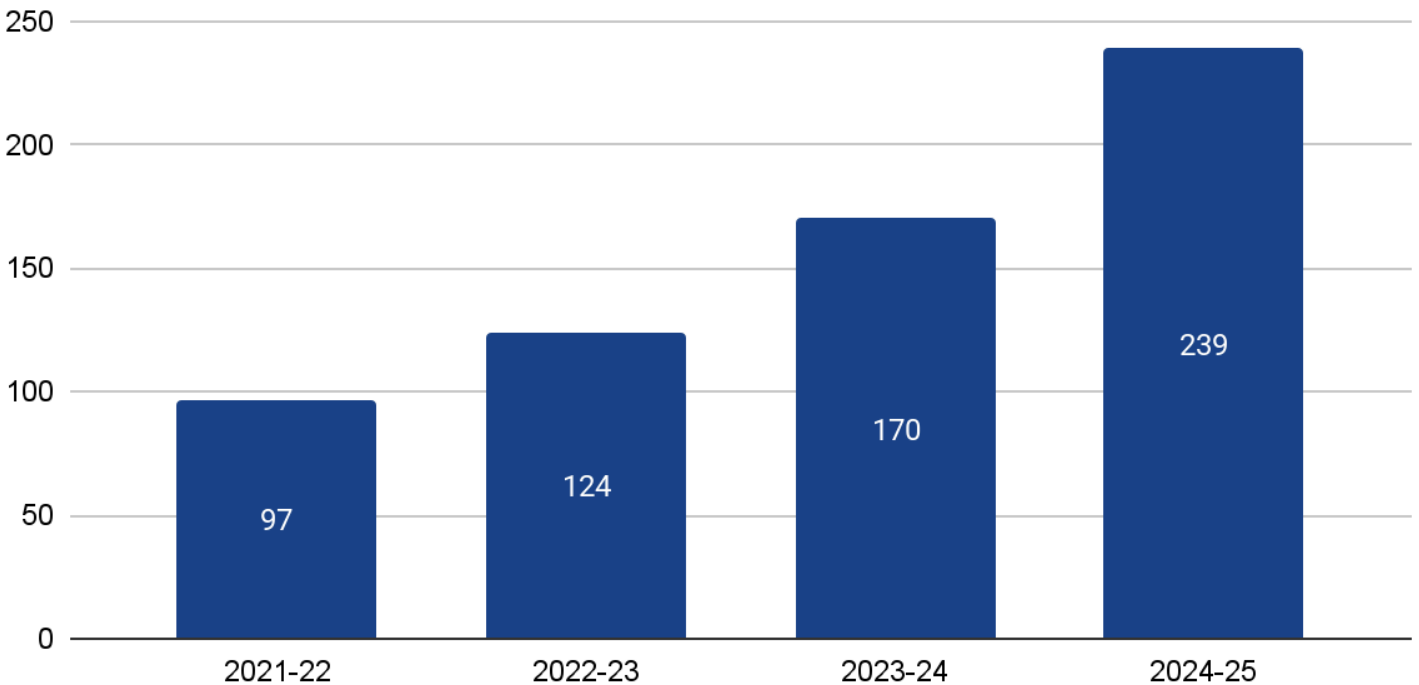
## Student Conferences Attendance Rate

Data Source: Internal Tracking/PTCFast



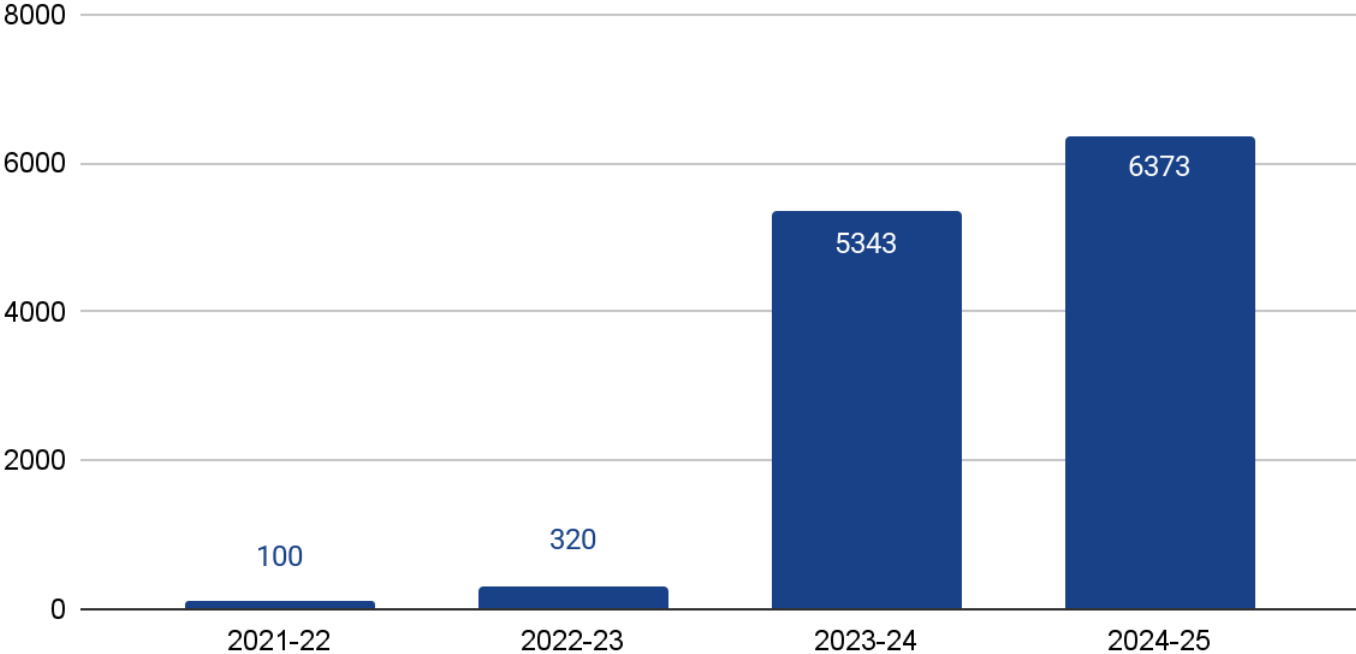
## Elementary Students Accessing Recurrent Support Services

Data Source: Internal Tracking



# HMS - # of Times Accessed Recurrent Support Services

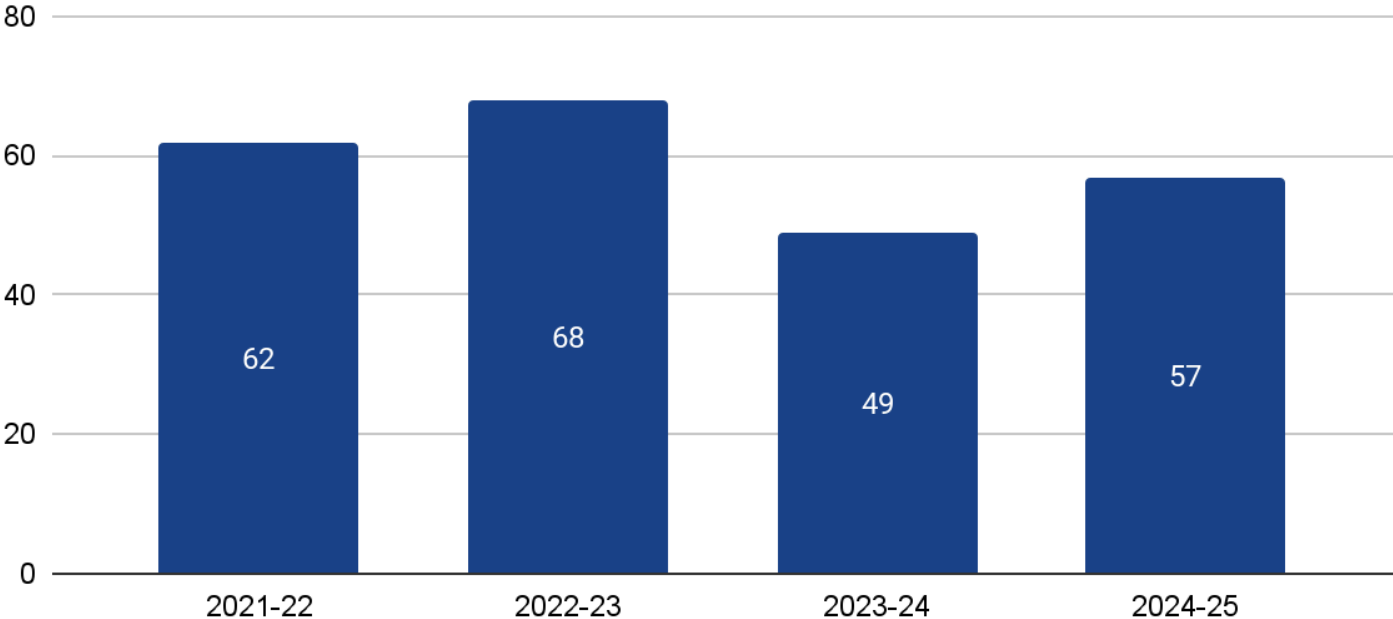
Data Source: Internal Tracking



*NOTE: 2023-2024 increase reflects the first year of automated check-in system*

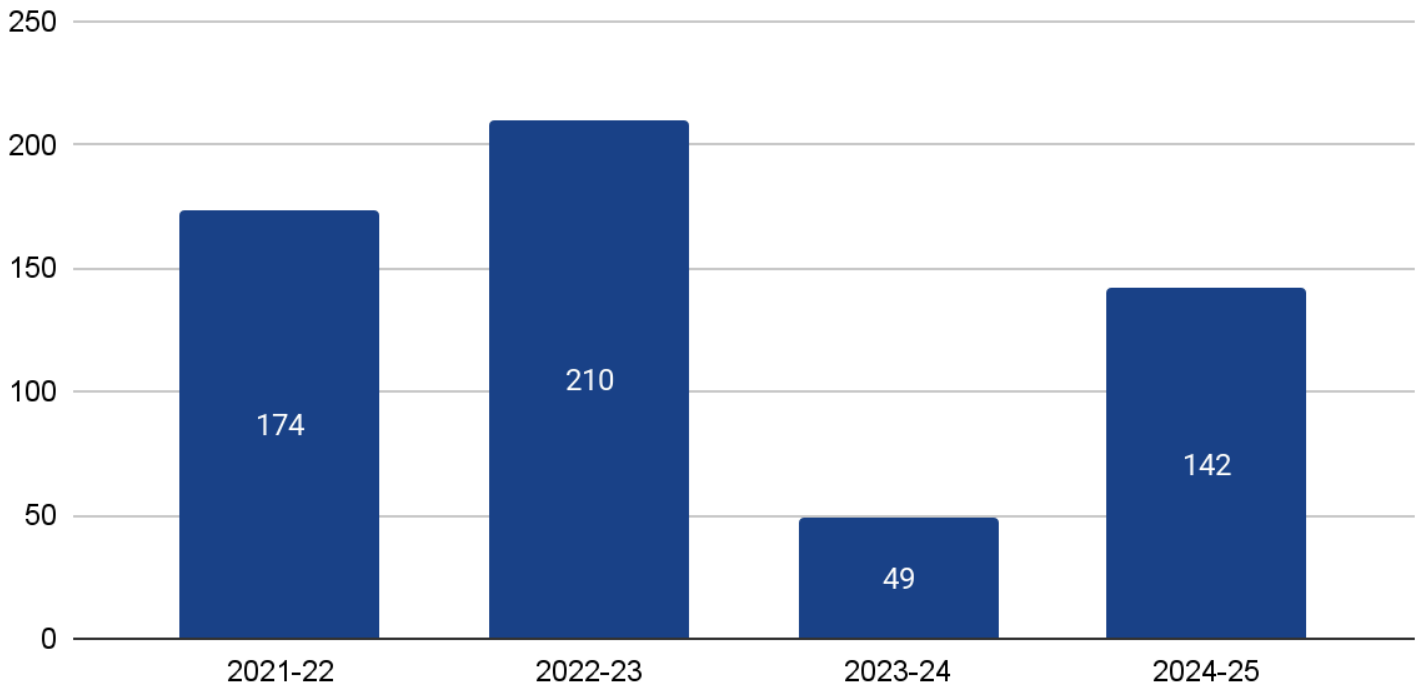
# HMS Students Identified and Met with due to Depression Screener

Data Source: Internal Tracking



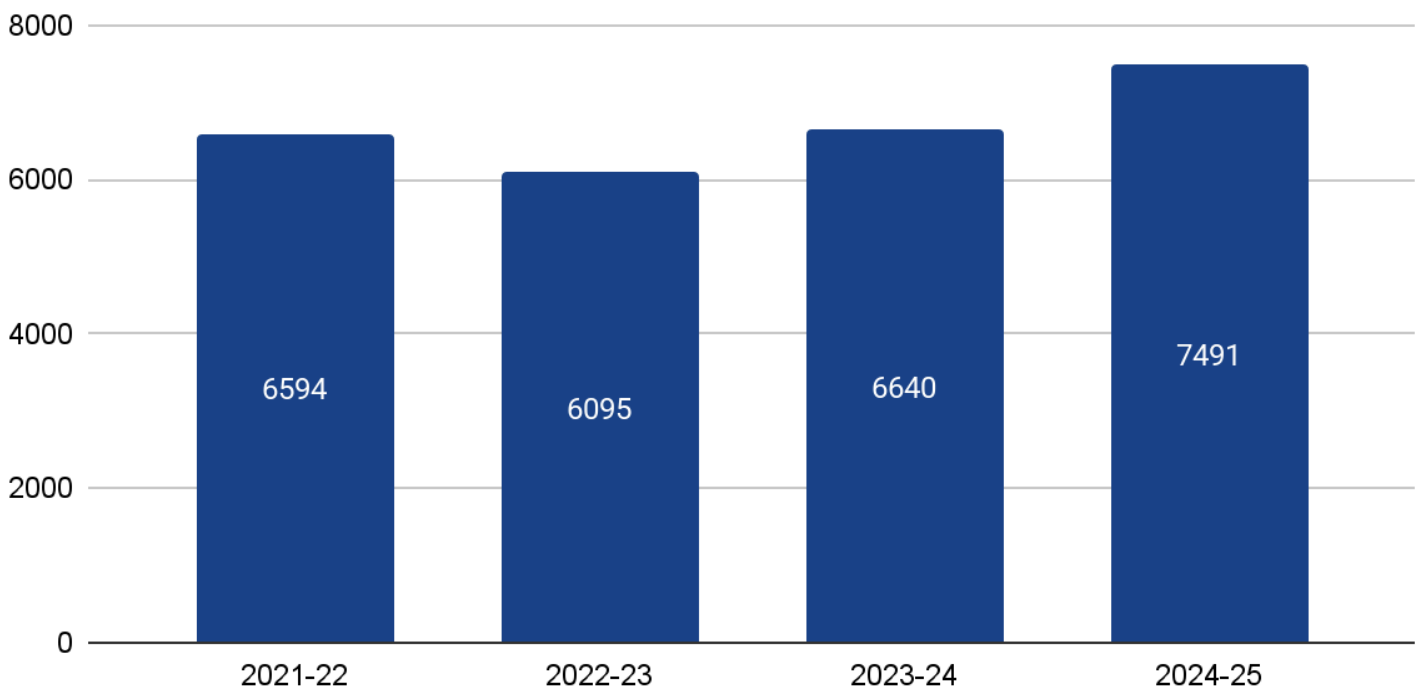
# HMS Students Participating in Support Groups

Data Source: Internal Tracking



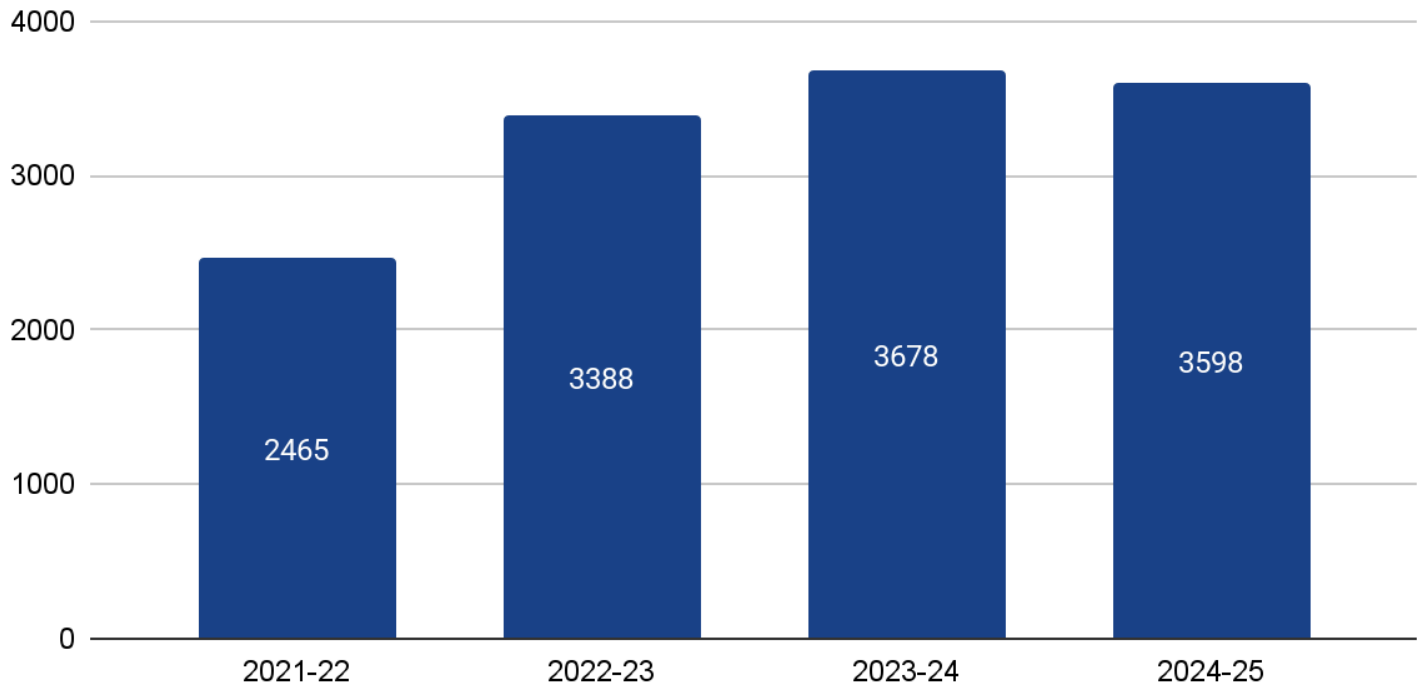
# HHS - # of Times Accessed Recurrent Support Services

Data Source: Internal Tracking



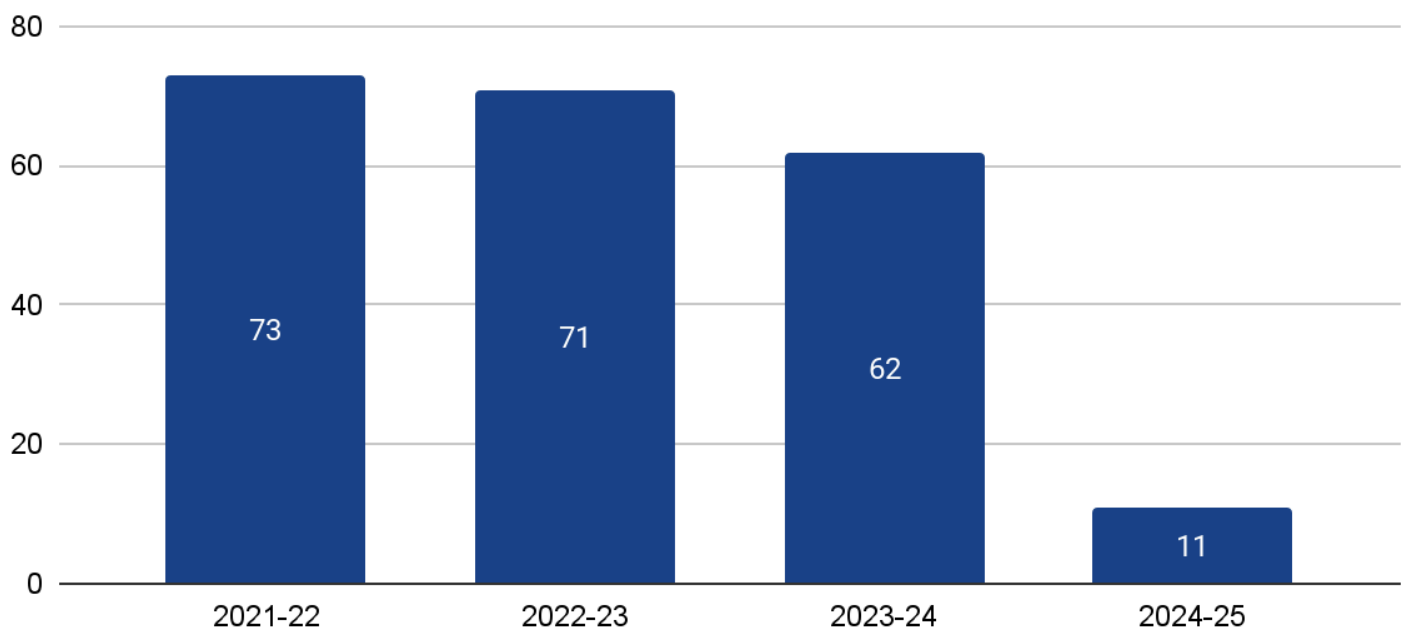
## HHS Students Contacting Peer Helpers

Data Source: Internal Tracking



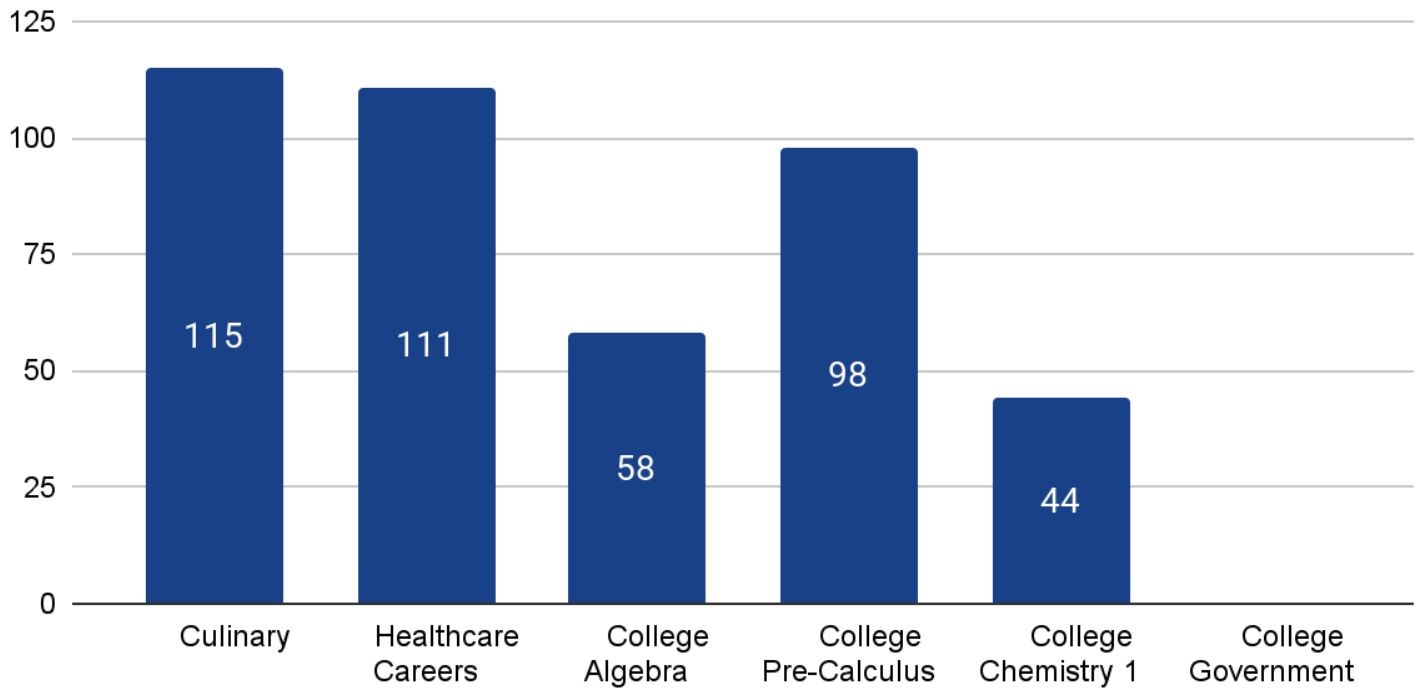
## HHS Students Identified and Met With Due to Depression Screener

Data Source: Internal Tracking



# HHS New Courses 2025-2026

Data Source: Infinite Campus





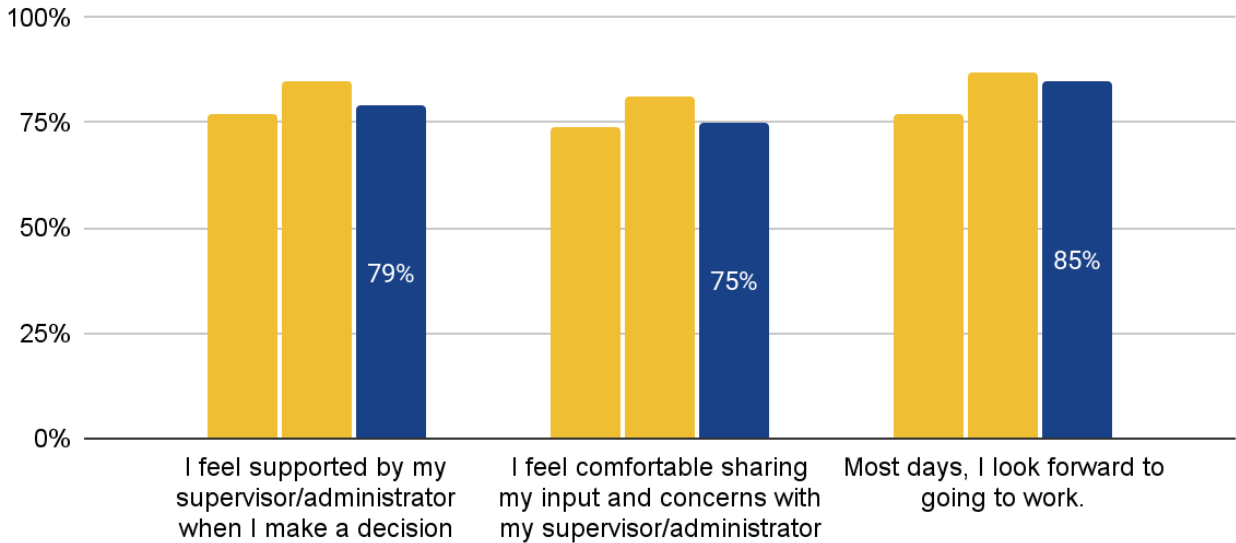
# Staff Empowerment and Retention

2025-2026

## Staff Survey - Workday

Data Source: School Perceptions Survey

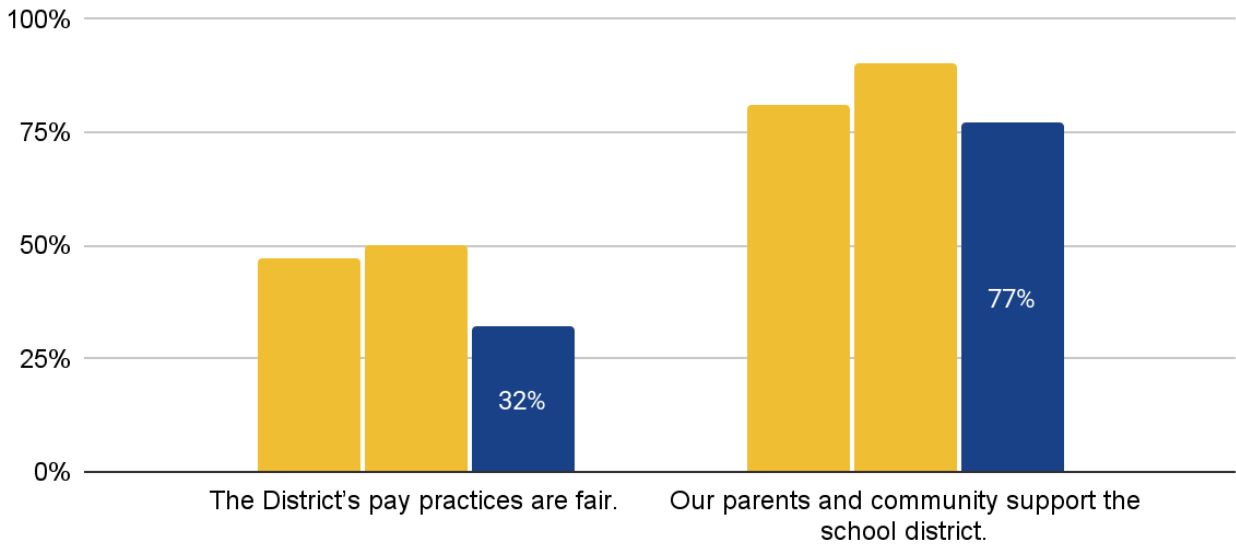
2023-2024 2024-2025 2025-2026



## Staff Survey - Support

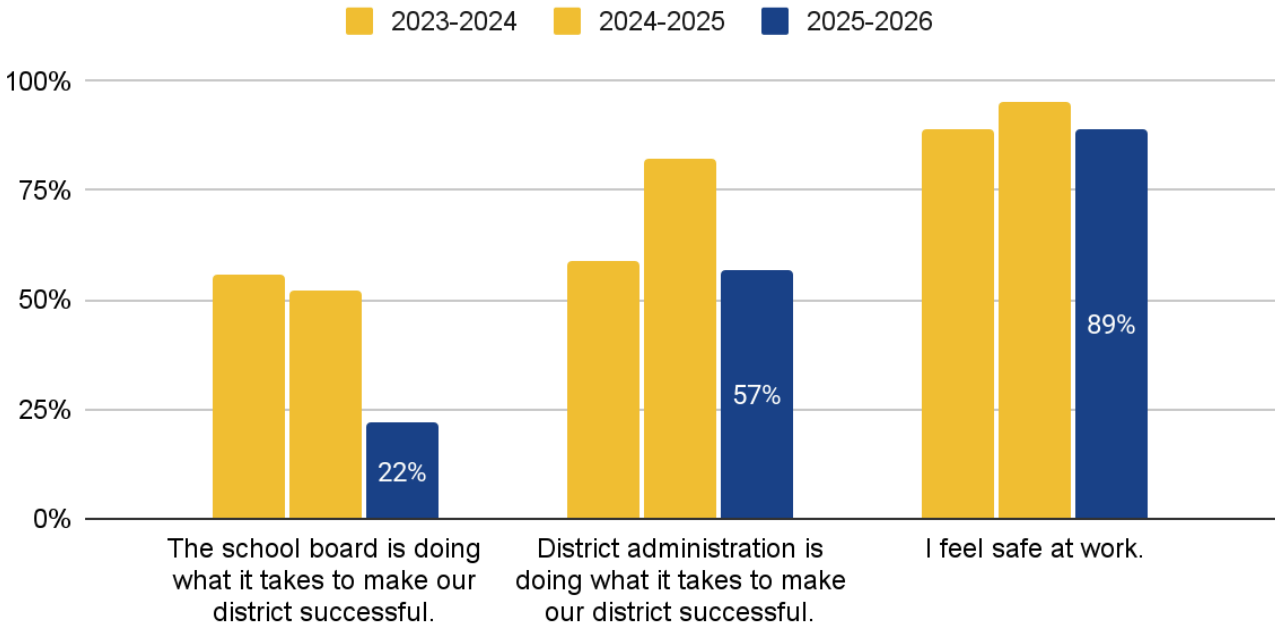
Data Source: School Perceptions Survey Results

2023-2024 2024-2025 2025-2026



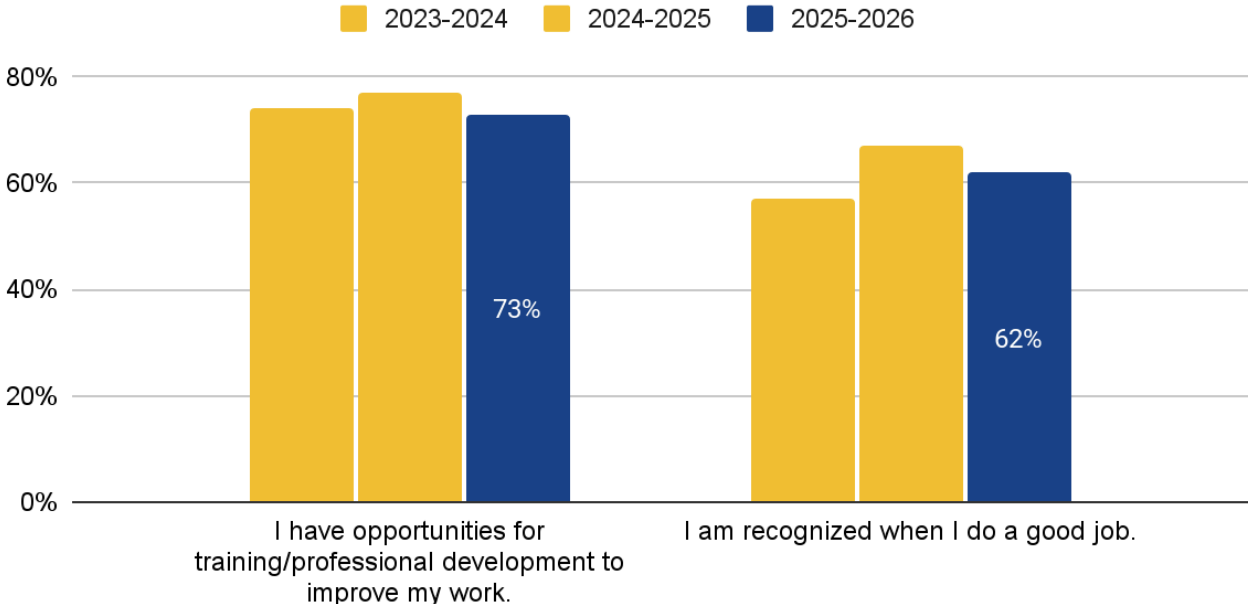
### Staff Survey - Environment

Data Source: School Perceptions Survey



### Staff Survey - Environment

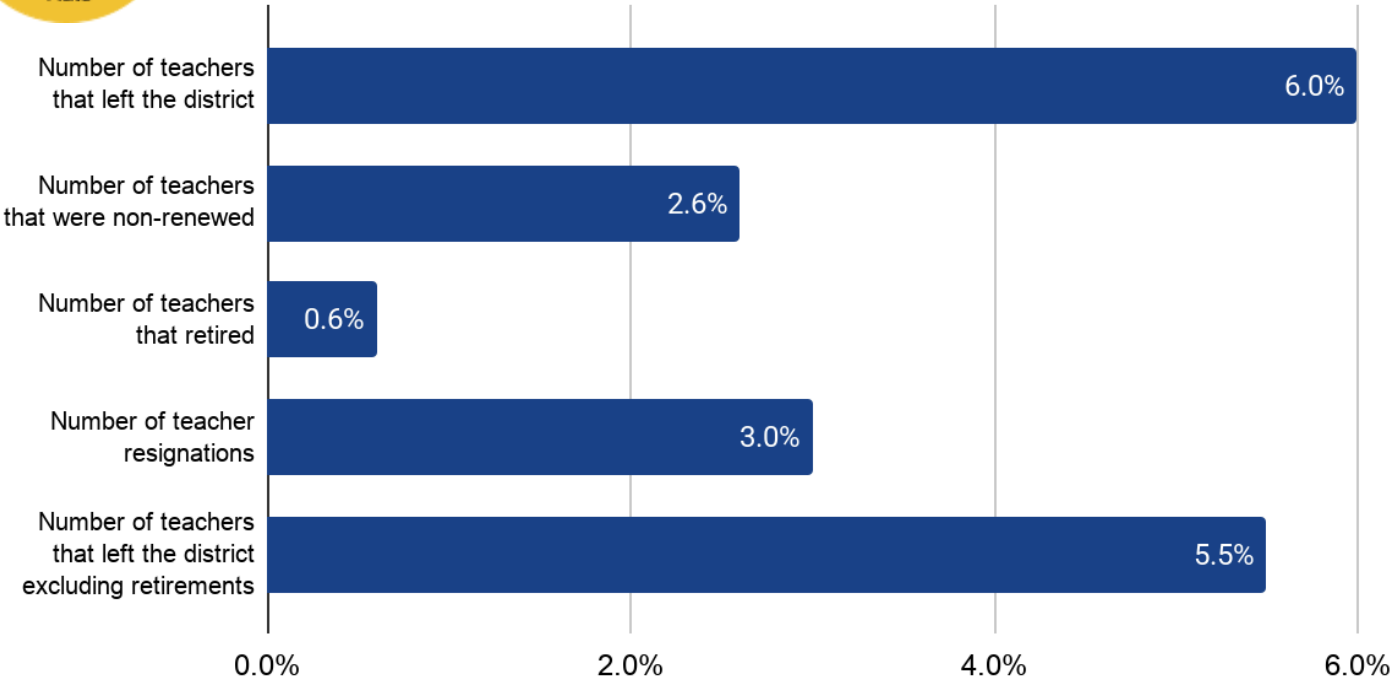
Data Source: School Perceptions Survey



**94.5%**  
Licensed  
Retention  
Rate

### Staff Retention - Licensed 2025-2026

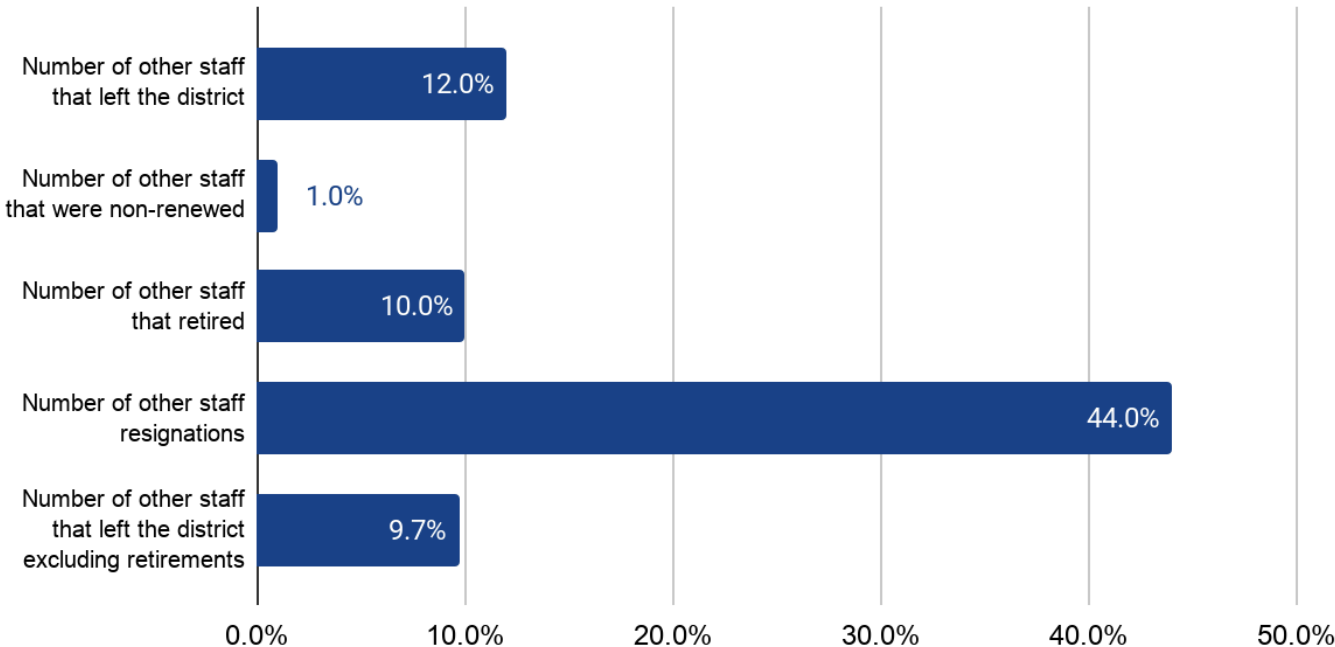
Data Source: Human Resources / SmartER



**90.3%**  
Non-Licensed  
Retention  
Rate

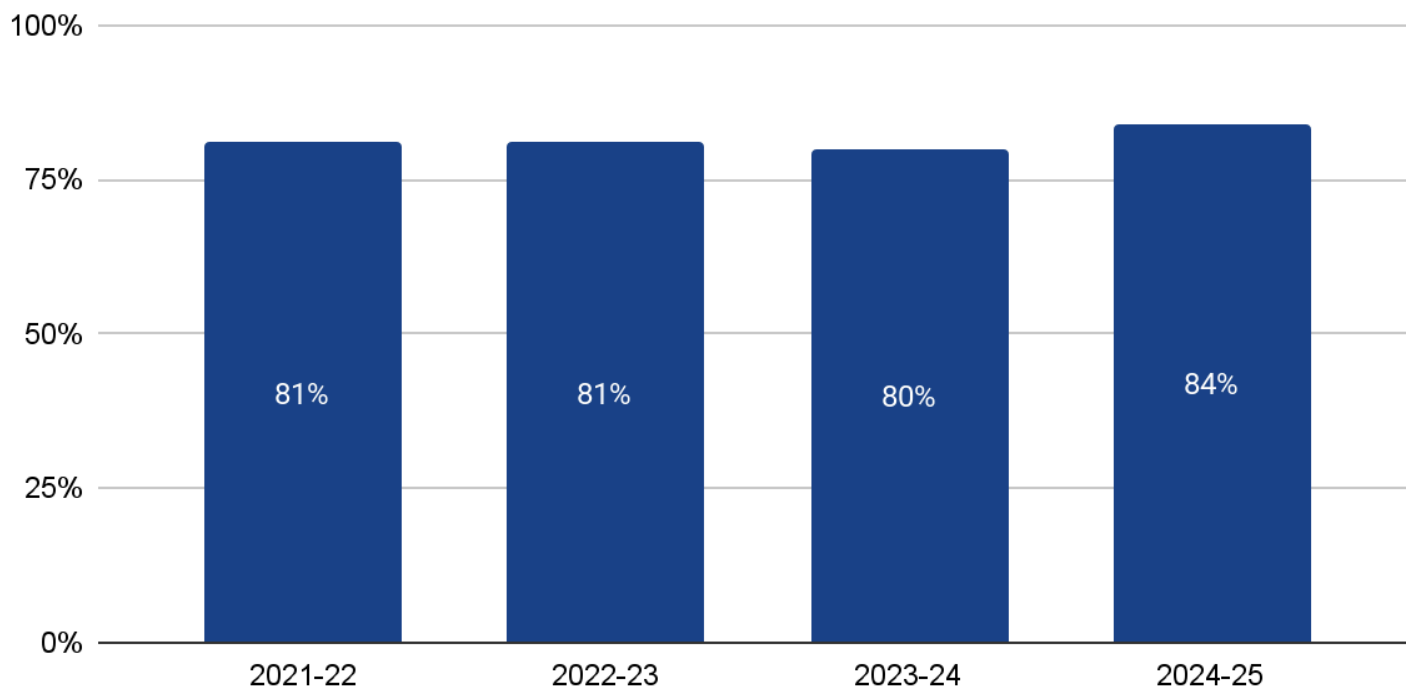
### Staff Retention - Non-Licensed 2025-2026

Data Source: Human Resources / SmartER



## Licensed Staff with Master's Degree or Higher

Data Source: Internal Tracking/SmartER



**Coming Soon - Professional Development Data**

**\*\*NOTE:** Online asynchronous sessions are not included. We will have this available beginning with the 2026-2027 school year.

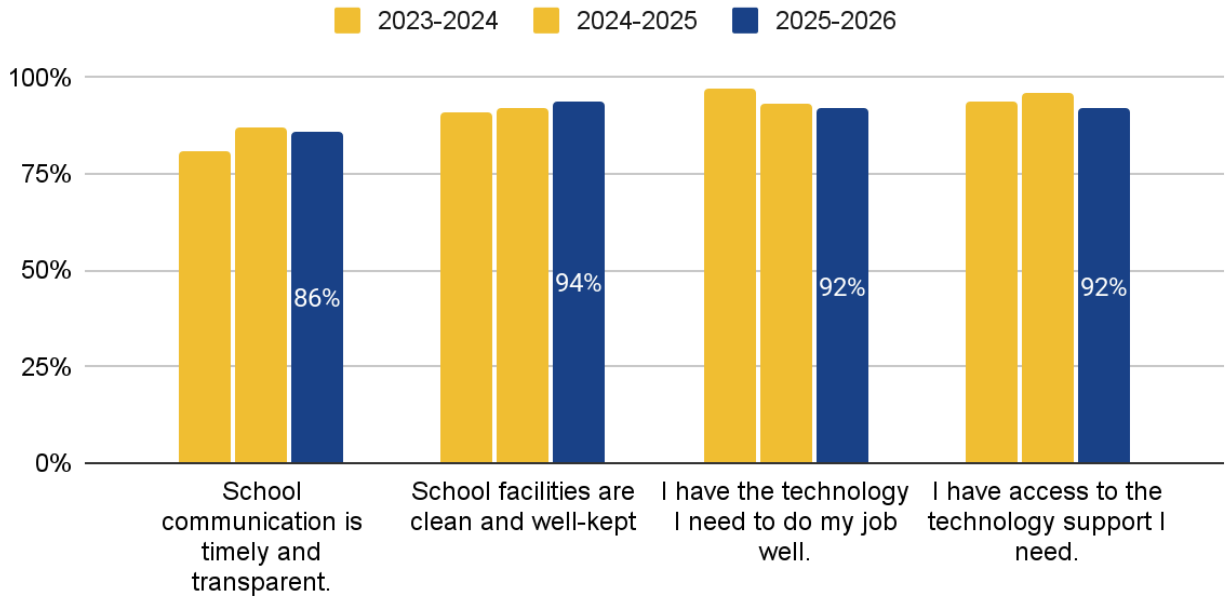


# Effective and Responsive Operations

2025-2026

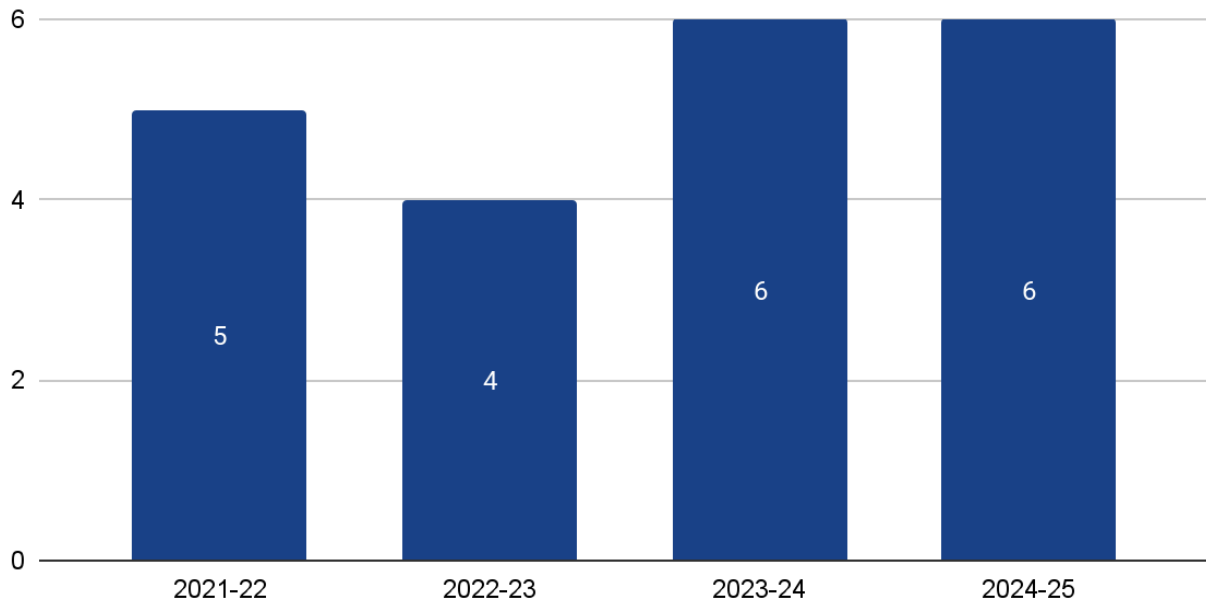
## Staff Survey

Data Source: School Perceptions Survey Results



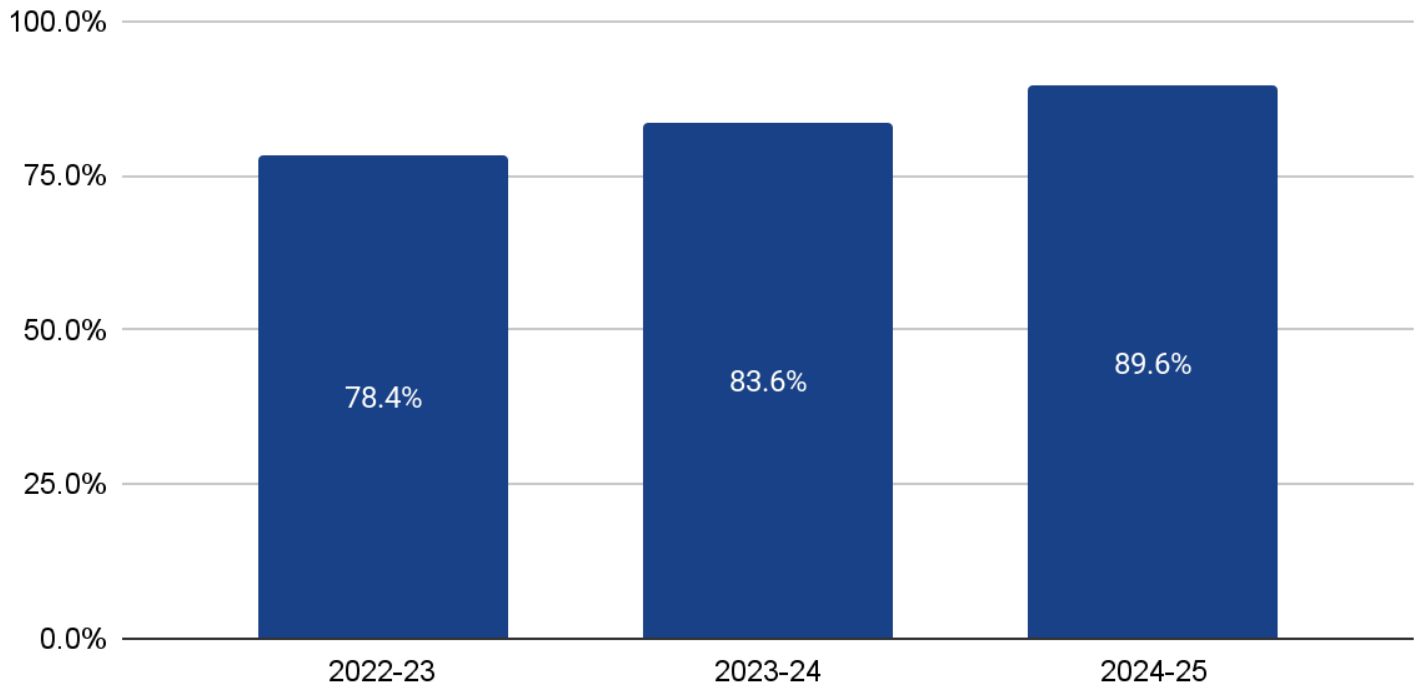
## Community Engagement Opportunities

School Board Community Engagement Events



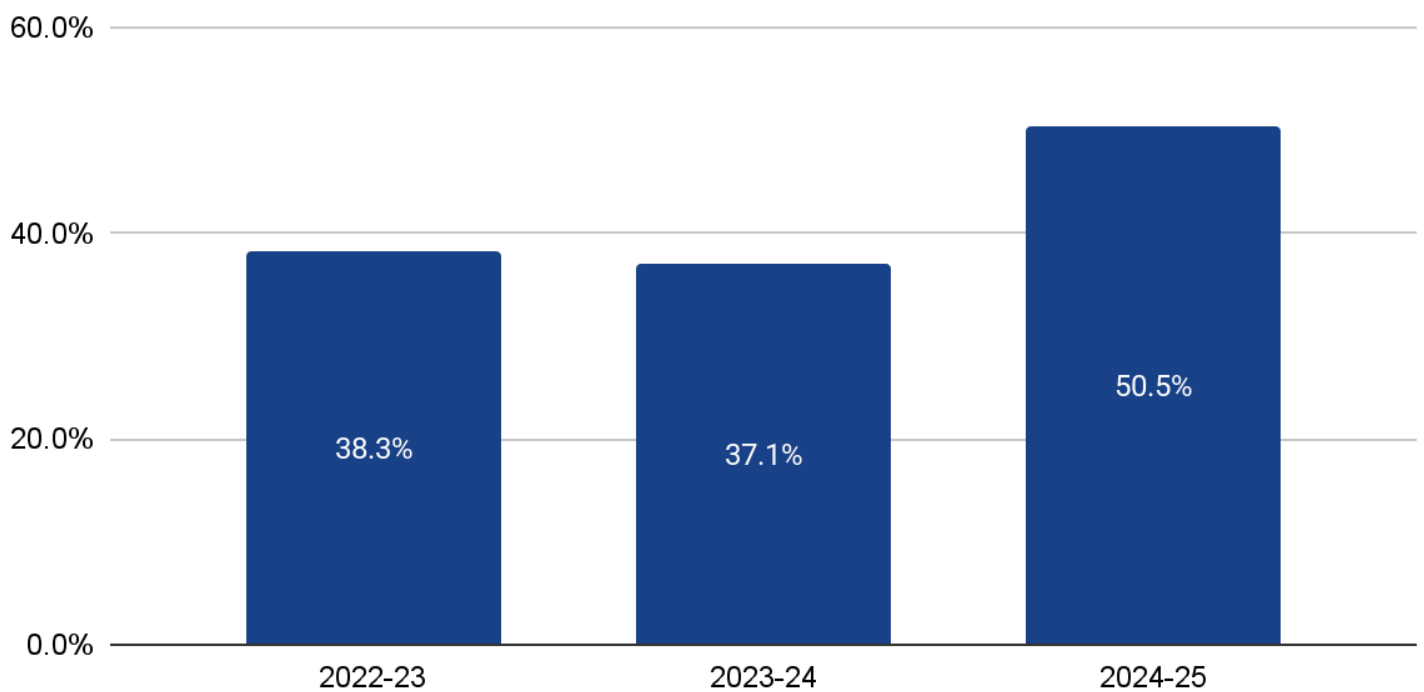
## Substitute Fill Rates - Teachers

Data Source: Internal Tracking



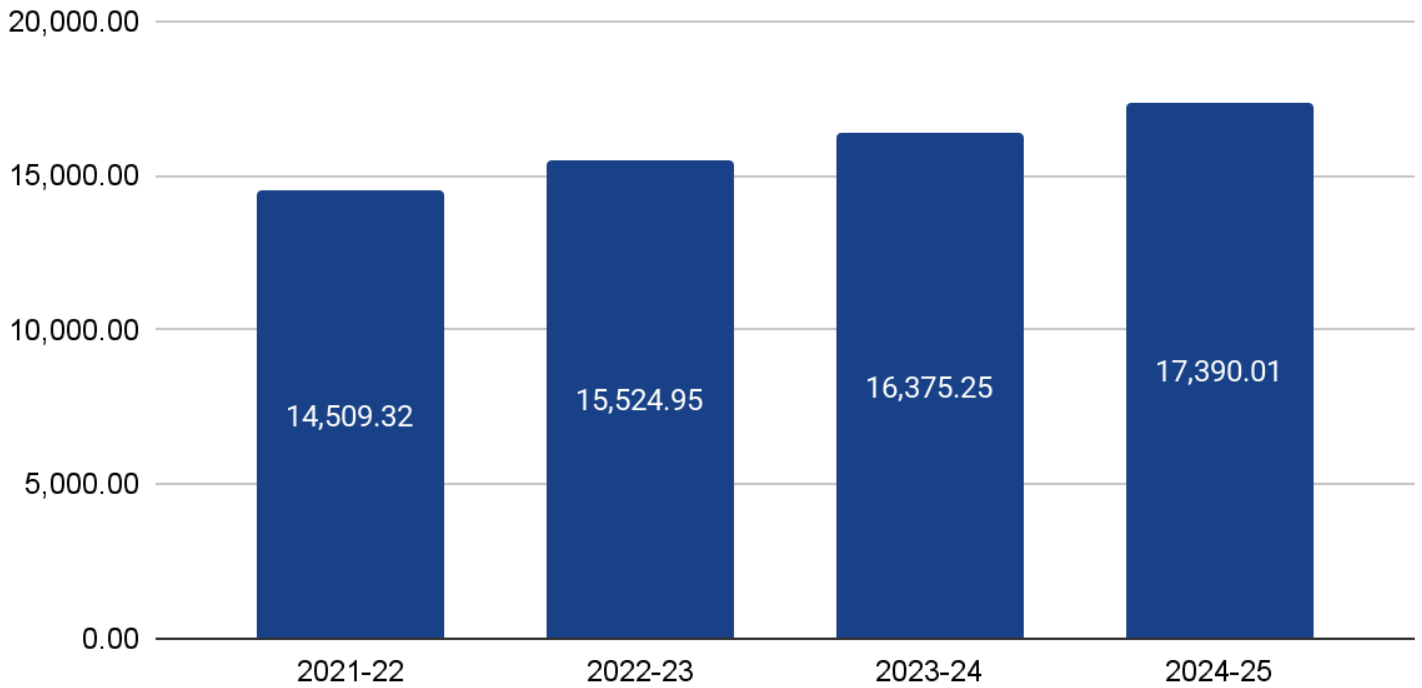
## Substitute Fill Rates: Paraprofessionals

Data Source: Internal Tracking



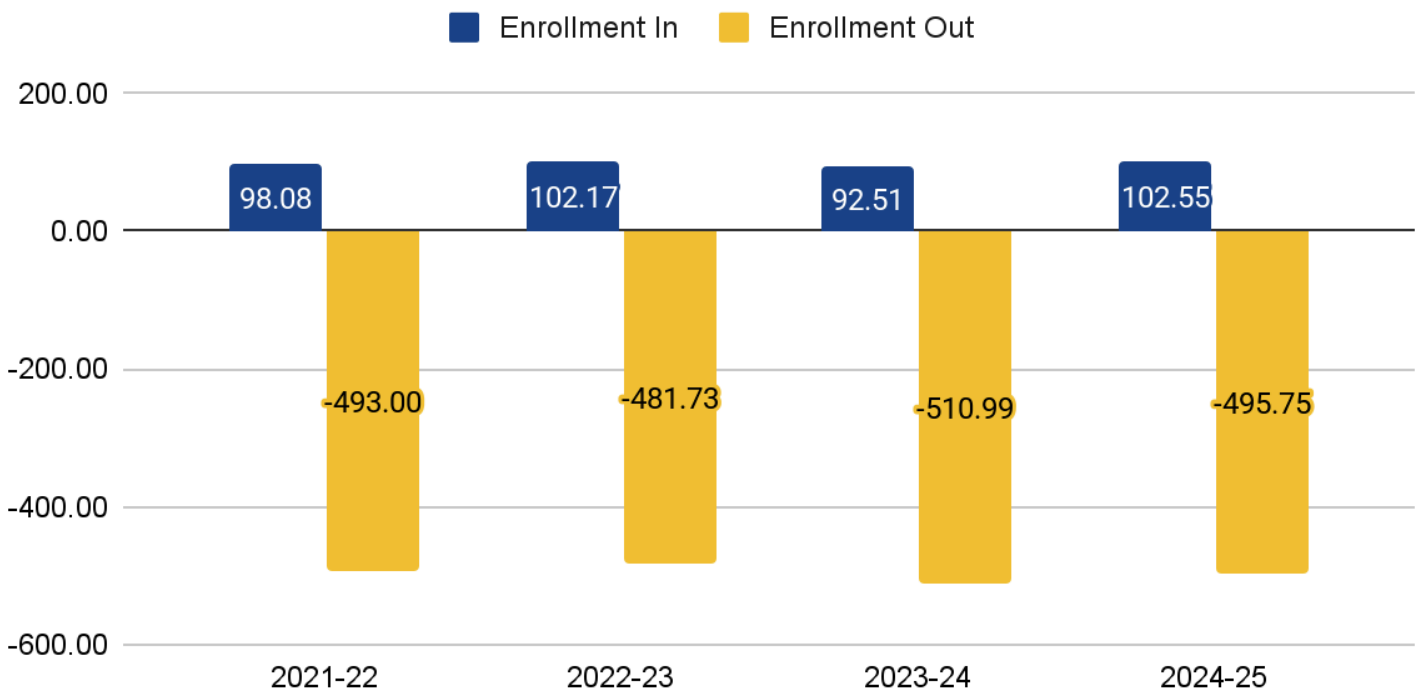
## Per Pupil Expenditure Trend

Data Source: District Revenues and Expenditures Publication - Operating Cost per ADM



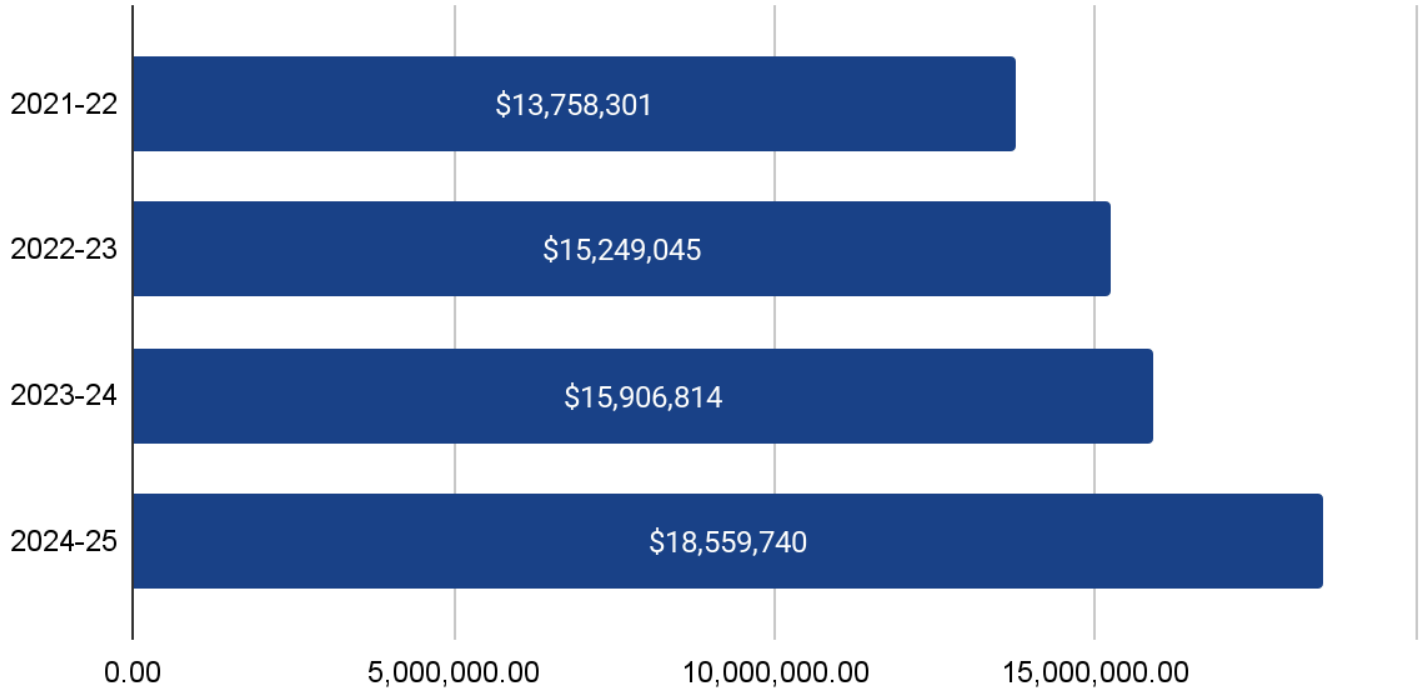
## Enrollment In/Out

Data Source: MDE-MFR-District/School ADM Report, General Education Revenue



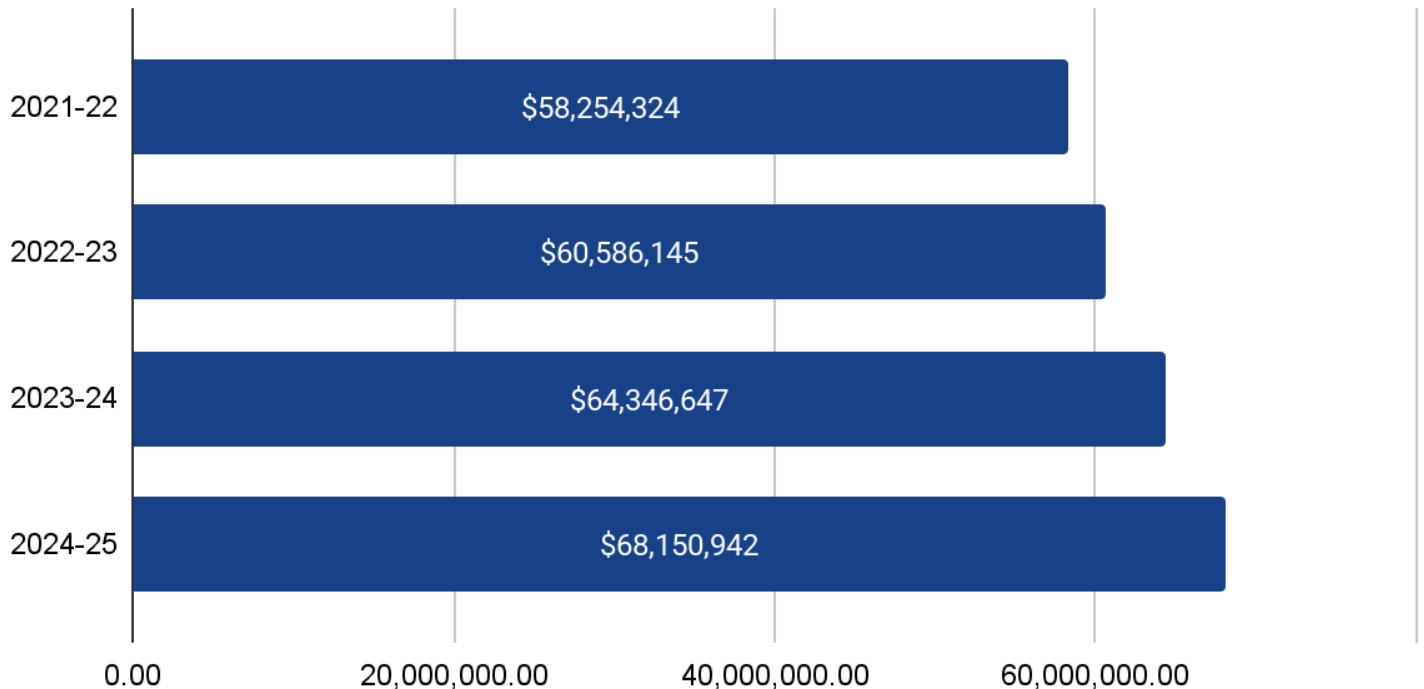
## Fund 01 Unassigned Fund Balance

Data Source: MDE-MFR-UFARS Compliance Report



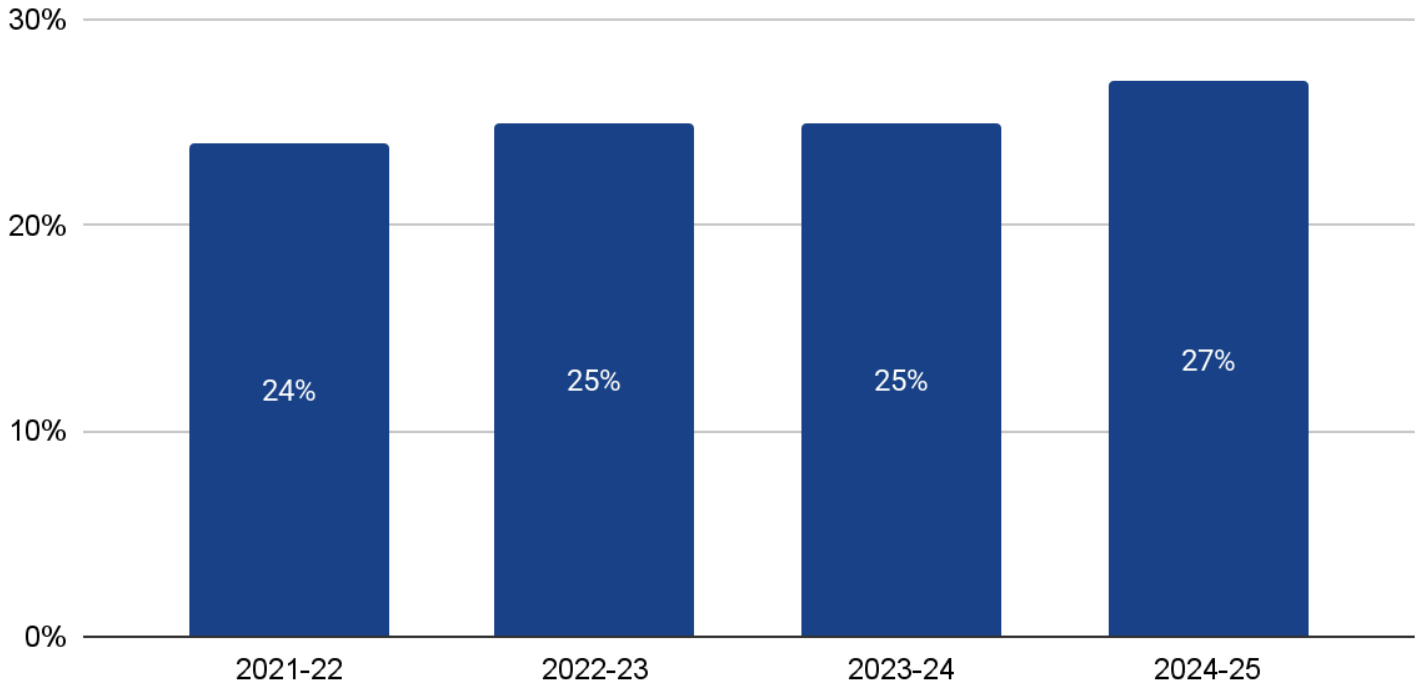
## Fund 01 Total Expenditures

Data Source: MDE-MFR-UFARS Compliance Report



# Unassigned Fund Balance % of Expenditures

Data Source: MDE-MFR-UFARS Compliance Report





## 511 STUDENT FUNDRAISING

### I. PURPOSE

The purpose of this policy is to address student fundraising efforts.

### II. GENERAL STATEMENT OF POLICY

The school board recognizes a desire and a need by some student organizations for fundraising. The school board also recognizes a need for some constraint to prevent fundraising activities from becoming too numerous and overly demanding on employees, students and the general public.

### III. RESPONSIBILITY

A. [Student Fundraising Appendix A: Fundraising Request Form](#) must be completed and approved by the building principal/director and the school board prior to the start of any fundraising activities. Participation in nonapproved fundraising activities shall be considered a violation of this policy;

1. The school board will review student fundraising requests ~~monthly~~ quarterly.

B. Student Fundraising Activities

1. The district expects all students who participate and all staff members who coordinate fundraising activities to represent the school and the student organization in a responsible manner. Fundraising must not result in embarrassment on the part of individual students, staff members, or the school district;
2. Student participation must be voluntary and cannot be required. All rules pertaining to student conduct and student discipline extend to student fundraising activities; and
3. [Student Fundraising-Appendix B: Fundraising Final Report](#) must be submitted within 30 days of the fundraiser completion date.

**Legal References:** *Minn. Stat. § 120A.20 (Admission to Public School)*  
*Minn. Stat. § 123B.09, Subd. 8 (Boards of Independent School Districts)*  
*Minn. Stat. § 123B.36 (Authorized Fees)*

**Cross References:** *ISD 200 Policy 506 (Student Discipline)*  
*ISD 200 Policy 713 (Student Activity Accounting)*  
[Student Fundraising Appendix A: Fundraising Request Form](#)  
[Student Fundraising-Appendix B: Fundraising Final Report](#)

*Policy Reviewed: 10.31.2025*  
*Policy Adopted: 01.28.2026*  
*Policy Revised*



## Hastings Public Schools

### 511-Student Fundraising – Appendix A: Fundraising Request Form

This form needs to be completed and approved by the building Principal/Director AND the School Board PRIOR to the start of any fundraising activities. Things to consider when proposing a fundraiser:

- Fundraisers are reviewed by the School Board on a monthly basis. **Forms are due to the District Office by the 10<sup>th</sup> of the review month.**
- Does the fundraiser align with District policies and procedures?
- Student participation in fundraising efforts must be voluntary, not required.
- Are there other current fundraisers? Is this the best time for this fundraiser?
- The District expects all students who participate in approved fundraising activities to represent the school, student organization, and the community in a responsible manner.
- A school staff member must supervise the fundraising activities and fiscal oversight at all times. All funds must be deposited within a District account and turned in daily to the building office for locked storage.
- Fundraising efforts must be to support a curricular purpose not already covered by the District. Fund 10 Student Activity fundraising efforts should align with the Student Activity purpose form.
- Use of the specific name Hastings Public Schools by an unapproved fundraising activity is prohibited.
- Fundraising activities during school hours should not conflict with instructional activities, should be in alignment with the District Wellness Policy, and may not compete with the Food Service program.
- Gambling activities of any kind (such as raffles) are prohibited per IRS rules.
- No homemade food items may be sold; only prepackaged food items are acceptable. Contact Brittney Hirschauer, Director of Food Service, if you would like to purchase food through a District supplier.
- All posters or distributed flyers must be approved by the building Principal.
- Fundraising activities coordinated by any non-district group during the school day, where the funds raised go to groups outside of the District, are not allowed.
- For facility usage, please complete the Facilities Request Form on Community Education’s webpage.
- Onsite food vendors require preapproval by the District Office. Vendors will be required to provide a permit with the City of Hastings as well as a Certificate of Liability Insurance and MDH/MDA license.
- If the fundraiser is being organized by a Booster Club or PTA/PTO Group this form is not required.

**Please complete the information below.**

Student Group \_\_\_\_\_ Fund 11  Fund 10  Fund 02  Fund 04

Responsible Teacher/Advisor \_\_\_\_\_ School \_\_\_\_\_

Description of Fundraiser \_\_\_\_\_

Start Date \_\_\_\_\_ End Date \_\_\_\_\_

Vendor or Company (if applicable) \_\_\_\_\_

How many students will be involved? \_\_\_\_\_ Will items be sold during the school day? \_\_\_\_\_

What do you intend to use fundraiser profits for? \_\_\_\_\_

What educational activity is to be supported? \_\_\_\_\_

\_\_\_\_\_  
Signature of Teacher/Advisor

\_\_\_\_\_  
Date

\_\_\_\_\_  
Approval - Signature of Principal/Director

\_\_\_\_\_  
Date

Board Approved \_\_\_\_\_

**SEND TO CINDY WESTLUND IN THE DISTRICT OFFICE**



**Hastings Public Schools**  
**511-Student Fundraising – Appendix B: Fundraising Final Report**

***Submit to Cindy Westlund in the District Office within 30 days of your fundraiser completion date***

Fundraising Activity \_\_\_\_\_

Student Group \_\_\_\_\_

Responsible Teacher/Advisor \_\_\_\_\_

Dates of Sales \_\_\_\_\_

Vendor or Company (if applicable) \_\_\_\_\_

Total Money Raised (\$) \_\_\_\_\_

Total Fundraising Expenditures (\$) \_\_\_\_\_

Summary of how this fundraiser went \_\_\_\_\_

\_\_\_\_\_

\_\_\_\_\_

Did you meet your fundraising goals? \_\_\_\_\_

\_\_\_\_\_

\_\_\_\_\_

\_\_\_\_\_  
Signature of Teacher/Advisor

\_\_\_\_\_  
Date

\_\_\_\_\_  
Approval - Signature of Principal/Director

\_\_\_\_\_  
Date