

**WASHINGTON COUNTY
BOARD OF EDUCATION**

March 4, 2021

5:30 PM

Central Office

- I. CALL TO ORDER**
- II. CONSIDERATION OF CONSENT AGENDA**
 - A. Approval of Minutes - Regular Meeting - February 4, 2021 Called Meetings - February 11,17,18,19,23,24, 2021; March 1, 2021 Workshop - February 22, 2021**
 - B. Financials**
 - 1. January 2021 General Fund, Federal Fund, Dietary Fund, Payment of Bills**
 - C. Personnel**
 - D. Overnight Trip Requests and Early Dismissals**
- III. CONSIDERATION OF MEETING AGENDA**
- IV. PRESENTATION OF BOARD OF DISTINCTION AWARD, Kevin Long**
- V. DIRECTOR'S REPORT**
 - A. Legislative Update**
 - B. COVID-19 Update**
 - C. Data Update**
 - D. Other**
- VI. REQUEST TO ADDRESS THE BOARD**
 - A. Charles Robinson**
- VII. ACTION ITEMS**
 - A. School Operation Protocol**
 - B. Items to be declared as surplus**
 - C. Old Boones Creek Middle Demolition Bid**
 - D. Reroofing bid for Daniel Boone High**
 - E. Gray Brick Repair Bid**
 - F. Keller & Williams Proposal**
 - G. Light Efficiency Study**
 - H. Special Course Addition**
 - I. Policy**
 - 1. 4.605 Graduation Requirements (First Reading)**
 - 2. 5.100 Personnel Goals (First Reading)**
 - 3. 1.700 School District Goals (First Reading)**

VIII. **NEW BUSINESS**

A. **WCEA**

IX. **ADJOURNMENT**

The Washington County Department of Education met in called session on February 17, 18, 19, 23, 24, 2021 at 5:00 PM in the Central Office for interviews for the Director of Schools. Attendance each day is as follows: **Present:** Annette Buchanan, Jason Day, Mary Beth Dellinger, Keith Ervin, Chad Fleenor, David Hammond, Mike Masters, Mitch Meredith, Whitney Riddle.

February 17, 2021 Dr. Gregory Slate
Mr. Day called the meeting to order.
Following a moment of silence, Mr. Hammond led the pledge to the flag.
Student board member Caleb Anderson was also present.
Mr. Day welcomed Dr. Greg Slate.
Dr. Slate answered questions from Mr. Anderson and each board member.
Meeting Adjourned.

February 18, 2021 Mr. Andrew Hare
Mr. Day called the meeting to order.
Following a moment of silence, student board member Emma Gouge led the pledge to the flag.
Mr. Day welcomed Mr. Andrew Hare.
Mr. Hare answered questions from Ms. Gouge and each board member.
Meeting Adjourned.

February 19 2021 Dr. Keevin Woody
Mr. Day called the meeting to order.
Following a moment of silence, Mr. Fleenor led the pledge to the flag.
Student board member Jacob Jenkins was also present.
Mr. Day welcomed Dr. Woody.
Dr. Woody answered questions from Mr. Jenkins and each board member.
Meeting Adjourned.

February 23, 2021 Dr. Jarrod Adams
Mr. Day called the meeting to order.
Following a moment of silence, student board member Caleb Anderson led the pledge to the flag.
Mr. Day welcomed Dr. Adams.
Dr. Adams answered questions from Mr. Anderson and each board member.
Meeting adjourned.

February 24, 2021 Mr. Jerry Boyd
Mr. Day called the meeting to order.
Following a moment of silence, student board Natalie McBride led the pledge to the flag.
Mr. Day welcomed Mr. Boyd.
Dr. Woody answered questions from Mr. Jenkins and each board member.
Meeting adjourned.

The Washington County Department of Education met in regular session on February 4, 2021 at 5:30 PM in the Central Office. Attendance is as follows: **Present:** Annette Buchanan, Jason Day, Mary Beth Dellinger, Keith Ervin, Chad Fleenor, David Hammond, Mike Masters, Mitch Meredith, Whitney Riddle..

Mr. Day called the meeting to order. Following a moment of silence, Ms. Dellinger led the pledge to the flag.

Keith Ervin consent agenda. David Hammond seconded the motion which carried on roll call vote:

Annette Buchanan: yes, Jason Day: yes, Mary Beth Dellinger: yes, Keith Ervin: yes, Chad Fleenor: yes, David Hammond: yes, Mike Masters: yes, Mitch Meredith: yes, Whitney Riddle: yes

Annette Buchanan moved for approval of the meeting agenda; with addition of hiring freeze as an item under new business. Mike Masters seconded the motion which carried on roll call vote:

Annette Buchanan: yes, Jason Day: yes, Mary Beth Dellinger: yes, Keith Ervin: yes, Chad Fleenor: yes, David Hammond: yes, Mike Masters: yes, Mitch Meredith: yes, Whitney Riddle: yes

Mr. Day introduced TSBA Executive Director Dr. Tammy Grissom. Dr. Grissom presented the final report for the Director of Schools search. She announced the five finalists: Dr. Gregory Slate, Mr. Andrew Hare, Dr. Keevin Woody, Dr. Jarrod Adams, and Mr. Jerry Boyd.

Ms. Dellinger asked if the Board could add questions. Dr. Grissom answered yes and suggested the Board decide the questions as a group. She added the same questions should be asked to each candidate.

Dr. Grissom presented the procedures for the search.

Mary Beth Dellinger accept the five candidates for Director of Schools. Chad Fleenor seconded the motion which carried on roll call vote:

Annette Buchanan: yes, Jason Day: yes, Mary Beth Dellinger: yes, Keith Ervin: yes, Chad Fleenor: yes, David Hammond: yes, Mike Masters: yes, Mitch Meredith: yes, Whitney Riddle: yes

Mike Masters moved to accept the procedure in superintendent search as presented with bringing in candidate(s) for 2nd interview if needed. David Hammond seconded the motion which carried on roll call vote:

Annette Buchanan: yes, Jason Day: yes, Mary Beth Dellinger: yes, Keith Ervin: yes, Chad Fleenor: yes, David Hammond: yes, Mike Masters: yes, Mitch Meredith: yes, Whitney Riddle: yes

Dr. Flanary introduced Daniel Boone High student board member Jacob Jenkins.

Dr. Flanary introduced the system Teachers of the Year: Prek-4 Kristen Hensley; 5-8 Amber Bacon; and 9-12 Jody Smith.

Assistant Directors Ashley Keys, Cindy Hayes, and Mindy Myers provided a skills gap analysis during the pandemic.

Dr. Flanary said allocated funds for teacher raise was being received from the State. Chief Finance Officer Brad Hale explained the allocation will come through the BEP Funds throughout the rest of the FY21 school year. He said it is equivalent to 2% on a prorated basis based on a 6-month time period. It was noted the State required the funds to be dispersed to the certified staff by no later than June 30, 2021.

Mr. Masters asked how much it would cost to give the same bonus to non-certified/classified staff.

Mr. Hale said for all classified staff it costs approximately \$282,000. He noted it would have to come from a funding source outside of the prior mentioned additional BEP Funds from the State of TN.

Mary Beth Dellinger moved that certified staff with a hired date of December 31, 2020, will receive a one-time state supplement; full time certified staff will receive \$470.00 before taxes and part time certified staff will receive \$235.00 before taxes; will be paid out no later than May 2021. Annette Buchanan seconded the motion which carried on roll call vote:

Chad Fleenor: no, Mike Masters: no, Annette Buchanan: yes, Jason Day: yes, Mary Beth Dellinger: yes, Keith Ervin: yes, David Hammond: yes, Mitch Meredith: yes, Whitney Riddle: yes

Dr. Flanary presented comparison data of the system to surrounding school systems, that included teacher student ratio, per pupil expenditure, and instructional leaders ratio, and student support ratio.

Dr. Flanary presented a request from the Sheriff's Department to use the old Boones Creek Middle for training. He noted the training could destroy the doors.

The Board agreed to wait until the decision of the building and property is determined before allowing the group to use the building for the specified training.

Dr. Flanary said there are some time capsules located at the old Boones Creek Middle individuals would like the opportunity to remove.

The Board agreed to allow the removal of the time capsules.

Mr. Masters offered to be available to assist the community in the removal.

Discussion was held to schedule an event for the community.

Dr. Flanary informed the Board of the Hold Harmless ACT, not requiring a student growth portfolio.

Next item on the agenda was consideration of contract renewal with Broker's Realty for the sale of Boones Creek Middle property.

Mr. Day presented a proposal from Keller Williams to do a one-time showing of the old Boones Creek Middle School property. He noted Keller Williams would receive 6% commission of the sale.

Chad Fleenor moved to go enter agreement with Keller Williams for 30 days. Mary Beth Dellinger seconded the motion which carried on roll call vote:

Mike Masters: abstain (with conflict), Annette Buchanan: yes, Jason Day: yes, Mary Beth Dellinger: yes, Keith Ervin: yes, Chad Fleenor: yes, David Hammond: yes, Mitch Meredith: yes, Whitney Riddle: yes

Dr. Flanary presented two proposals to extend the FCCER (Families First COVID-19 Response Act) benefits.

Whitney Riddle moved to defer FCCER to the February 11th called meeting. Chad Fleenor seconded the motion which carried on roll call vote:

Annette Buchanan: yes, Jason Day: yes, Mary Beth Dellinger: yes, Keith Ervin: yes, Chad Fleenor: yes, David Hammond: yes, Mike Masters: yes, Mitch Meredith: yes, Whitney Riddle: yes

Chad Fleenor moved to rescind the action of declaring the portable at Fall Branch Elementary as surplus. Mike Masters seconded the motion which carried on roll call vote:

Jason Day: no, Annette Buchanan: yes, Mary Beth Dellinger: yes, Keith Ervin: yes, Chad Fleenor: yes, David Hammond: yes, Mike Masters: yes, Mitch Meredith: yes, Whitney Riddle: yes

Mike Masters moved to allow Daniel Boone High Athletic Department to replace the fence at the baseball field. It was noted the project would be funded by the Athletic Department at Daniel Boone High. David Hammond seconded the motion which carried on roll call vote:

Annette Buchanan: yes, Jason Day: yes, Mary Beth Dellinger: yes, Keith Ervin: yes, Chad Fleenor: yes, David Hammond: yes, Mike Masters: yes, Mitch Meredith: yes, Whitney Riddle: yes

Chad Fleenor moved to proceed with the bleacher replacement at Gray Elementary at the cost of \$77,608; funded by cost savings money. Annette Buchanan seconded the motion which carried on roll call vote:

Annette Buchanan: yes, Jason Day: yes, Mary Beth Dellinger: yes, Keith Ervin: yes, Chad Fleenor: yes, David Hammond: yes, Mike Masters: yes, Mitch Meredith: yes, Whitney Riddle: yes

David Hammond moved to proceed with the bleacher replacement at Daniel Boone High at the cost of \$45,590.42; funded by cost savings. Whitney Riddle seconded the motion which carried on roll call vote:

Chad Fleenor: no, Mike Masters: no, Mitch Meredith: no, Annette Buchanan: yes, Jason Day: yes, Mary Beth Dellinger: yes, Keith Ervin: yes, David Hammond: yes, Whitney Riddle: yes

Annette Buchanan moved to proceed with the bleacher replacement at David Crockett High at the cost of \$37,764; funded by cost savings. Keith Ervin seconded the motion which carried on roll call vote:

Chad Fleenor: no, Mike Masters: no, Mitch Meredith: no, Annette Buchanan: yes, Jason Day: yes, Mary Beth Dellinger: yes, Keith Ervin: yes, David Hammond: yes, Whitney Riddle: yes

The Board established two dates to begin work on the FY22 budget; March 8 at 4:30 p.m. and March 15 at 4:30 p.m.

Dr. Flanary presented an itemized list compiled by the Director and Staff to disperse the ESSER 2.0 funds.

(Show ESSER document)

Mr. Meredith presented a resolution to govern the ESSER funds.

*ESSER 2.0 Grant – Motion/Resolution for Consideration by the BOE -
Whereas, the United States Congress set aside approximately \$13.2 billion of the \$30.75 billion allotted to the Education Stabilization Fund through the CARES Act for the Elementary and Secondary School Emergency Relief Fund (ESSER Fund), and*

Whereas, the United States Department of Education has awarded grants to State educational agencies (SEAs) for the purpose of providing local educational agencies (LEAs) with emergency relief funds to address the impact that COVID-19 has had, and continues to have, on elementary and secondary schools across the Nation, and

Whereas, the state of Tennessee has awarded Washington County School District \$5,326,779.68 in ESSER 2.0 funds to be used for –

- Addressing learning loss;*
- School facility repairs and improvements;*
- Planning for long-term closures;*
- Addressing the unique needs of special populations;*
- Purchasing education technology (including hardware, software, and connectivity);*
- Providing summer learning and supplemental afterschool programs (including online learning);*

- *Providing mental health services; or*
- *Conducting other activities necessary to maintain operation of services, employ existing staff, and coordinate activities, and*

Whereas, the Consolidated Federal Application Budget (fund 142) and any subsequent amendments approved by the TN Department of Education was unanimously approved by the Board of Education on May 7, 2020, and

Whereas, the ESSER 2.0 funds represent significant additional funding for the School Federal Projects (fund 142) that was not anticipated by the Washington County Board of Education, and

Whereas, The Washington County Board of Education is responsible for the appropriate use of taxpayer funds from whatever source, now

Therefore, be it resolved that all grant applications to the Tennessee Department of Education for ESSER 2.0 funding be approved by the Washington County Board of Education.

The Board requested a breakdown of the items presented by Dr. Flanary, such as HVAC controls. The Board also requested more firm cost of the items and determination of how much can be reimbursed since March (i.e. hazard pay).

Mitch Meredith moved to approve the Resolution as presented; staff will revisit proposed ESSER 2.0 items; and CFO to gather total expense incurred from COVID 19 to determine potential reimbursement amount since March (ie hazard pay) 2020; Board will revisit these topics at February 11, 2021 called meeting. Annette Buchanan seconded the motion which carried on roll call vote:

Annette Buchanan: yes, Jason Day: yes, Mary Beth Dellinger: yes, Keith Ervin: yes, Chad Fleenor: yes, David Hammond: yes, Mike Masters: yes, Mitch Meredith: yes, Whitney Riddle: yes

Parents Wendy Rice and Abbi Wilson were not present to address the Board. Dr. Flanary read their statements.

WCEA Representative Regina France expressed on behalf of teachers, their request for the FFCRA be retroactive to the 3rd quarter.

The Board set a called meeting for February 11, 2021 at 4:30 p.m. to determine questions for the Director of Schools interviews, FFCRA, and ESSER funds.

The meeting was adjourned.

The Washington County Department of Education met for a workshop session on February 22, 2021 at 5:00 PM in the Central Office. Attendance is as follows: **Present:** Annette Buchanan, Jason Day, Mary Beth Dellinger, Keith Ervin, Chad Fleenor, David Hammond, Mike Masters, Mitch Meredith, Whitney Riddle.

Mr. Day called the meeting to order.

Dr. Flanary reported 6 of 13 snow days have been used.

Dr. Flanary announced Tommy Burleson. Mr. Burleson provided an update on the moisture problem at effecting the floor at Boones Creek Elementary. Mr. Burleson explained the process (plan) they are going to do to correct the issue.

Mr. Riddle asked the how long warranty would be after the process is finished.

Mr. Burleson said the product that will be used is guaranteed for 20 years. The building warranty is one year; individual projects is longer, and some of the equipment in the building may be warranted longer.

Attorney Scott Bennett joined the meeting electronically to discuss the proposal from Keller Williams Realty for the sale of old Boones Creek Middle property. Mr. Bennett said he had been in communication with Andy Baxter of Keller Williams. Mr. Bennett said there is an offer of \$1.2 million dollars on the table. Mr. Bennett said there were clauses in the sale proposal under discussion and could potentially be changed to include but not limited to, Johnson City would annex the property; zoning to B4; buyers would require demolition of buildings on the property. The \$1.2 million offer assumes the school board sells the property without the building and to sell as is with the building the offer is \$800,000

It was noted the Keller and Williams agreement was to expire at the end of the week. Mr. Bennett said he did not see an issue to delay a decision until the board meeting on March 4 so the Board can take action.

Mr. Riddle asked if they offer requested demolition with no grade work.

Mr. Bennett answered demolition only.

Mr. Masters said the agreement was 30 days and could the Board counter back to \$800,000 after the demolition bids are opened tomorrow.

Mr. Meredith asked the due diligence period to get everything done.

Mr. Bennett answered 360 days total.

Mr. Day suggested the Board set a price and give 90 days.

The Board agreed to wait for the demolition cost and then decide how to proceed.

Mr. Bennett said he could circle back to the agent to propose the process to be completed quicker and possibly have a revised proposal for the Board at the March meeting.

Mr. Riddle asked the status on the ionization bids.

Maintenance Supervisor Phillip Patrick said Thompson & Litton are still working on putting together the bid specifications.

Mr. Patrick reported the Boones Creek Elementary checklist for repairs had been completed.

Mr. Riddle asked for an update on installing motion sensors information.

Mr. Riddle asked if it would be best to obtain a contractor to complete a light efficiency study?

A light efficiency study was placed as an action item for the March meeting.

Mr. Patrick provided the following updates: the stadium study at David Crockett High is near completion; obtaining pricing and will issue a purchase order to replace the awning at Lamar Elementary; purchase orders have been issued for the bleacher replacements at Gray Elementary, Daniel Boone High, and David Crockett High; bids will be released the upcoming week for the brick repair at Gray Elementary and for the roof at Daniel Boone High

Ms. Buchanan said Lamar Elementary was in need of a shed to store equipment for outside sports. She inquired about relocating a shed currently at the old Boones Creek Middle.

Mr. Fleenor said the ground area where the new fence was installed at Daniel Boone High was a mess.

Mr. Patrick said the area would be addressed once the weather clears up.

The Board reviewed the items to be considered for surplus. The items were placed as an action item for the March 4 regular meeting.

Dr. Flanary said the EDI report will be presented for the Board at the April meeting.

Dr. Flanary suggested the Board set aside a time to finalize the capital projects' list.

The Board decided to schedule a called meeting in March to work on the list.

A request was made to provide a detailed list of the bus needs.

Mr. Ervin said the Board feels strong on growing CTE programs and suggested looking at constructing a facility to house the programs.

Ms. Buchanan requested a list of current CTE classes per school.

Dr. Flanary requested “adjustment to school operation protocol” be placed as an action item for the March meeting.

Ms. Dellinger voiced requiring masks should continue for the remainder of the school year.

Kelly Wagner was asked for her recommendation.

Ms. Wagner answered it is still the recommendation for mask and social distancing. She said the school system continues to be required to follow TDOH guidelines for exclusion.

Dr. Flanary said if quarantine numbers continue to be significant he would be asking the Board to waive the duty free mandate. This would require teachers to cover the lunch periods with their students in the classrooms.

Ms. Dellinger and Ms. Buchanan expressed their disagreement with requiring teachers to cover the lunch periods; eliminating a break for the teachers.

Crystal Fink presented a course of study Philosophy/Ethics for the Board’s consideration at the March meeting. She noted this would be taught at David Crockett High by CTE teacher Jordan Harris.

The next item on the agenda was spring sports protocol. Mr. Masters said there wasn’t an update for spring sports from TSSAA, therefore no discussion was needed at this time.

Mr. Masters asked Dr. Flanary regarding the use of the baseball field at the old Boones Creek Middle School.

Dr. Flanary said the school system no longer has liability coverage on the property.

Dr. Flanary will find out if the system could legally use the field.

Chief Finance Officer Brad Hale presented January 2021 General Fund, Federal Fund, Dietary Fund, and bills. The items were placed as action items for the March meeting.

Dr. Keys explained policies needing to be updated due to state changes. Policies 4.605 Graduation Requirements, 5.100 Personnel Goals, and 1.700 School District Goals were placed as action items for the March meeting.

The meeting was adjourned.

The Washington County Department of Education met in called session on February 11, 2021 at 4:30 PM in the Central Office. Attendance is as follows: **Present:** Annette Buchanan, Jason Day, Mary Beth Dellinger, Keith Ervin, Chad Fleenor, David Hammond, Mike Masters, Mitch Meredith, Whitney Riddle..

Annette Buchanan moved to approve the meeting agenda with amendments to move item V. ESSER 2.0 to item II, Item II Review and Consideration of Interview Questions for Director of Schools Candidates to item IV and removing item III. Consideration of Options for 2% Bonus from the agenda. Mike Masters seconded the motion which carried on roll call vote:

Annette Buchanan: yes, Jason Day: yes, Mary Beth Dellinger: yes, Keith Ervin: yes, Chad Fleenor: yes, David Hammond: yes, Mike Masters: yes, Mitch Meredith: yes, Whitney Riddle: yes

Dr. Flanary presented an ESSER 2.0 funding plan compiled by staff and requested approval. The plan contained more explanation of the items as the Board had requested. Staff was present to answer questions from the Board.

Dr. Flanary said he would like the Board to give him the flexibility to make changes as needed if the state requires amendments to the proposed plan. He noted the plan is due March 1.

Whitney Riddle move for approval of the esser 2.0 plan as presented with flexibility for Director Flanary to adjust the proposed plan as needed. Chad Fleenor seconded the motion which carried on roll call vote:

Annette Buchanan: yes, Jason Day: yes, Mary Beth Dellinger: yes, Keith Ervin: yes, Chad Fleenor: yes, David Hammond: yes, Mike Masters: yes, Mitch Meredith: yes, Whitney Riddle: yes

(Show ESSER 2.0 document)

The Board requested that a running total of the funds be included at the monthly workshops during the finance reports.

The Board reviewed the sample Director of Schools interview questions from TSBA. The Board agreed to omit criteria 9. The criterions were assigned to each Board member: Student Board Member – General; Buchanan -1; Riddle – 2; Hammond – 3; Ervin – 4; Day – 5; Masters – 6; Fleenor – 7; Meredith – 8; and Dellinger – 9.

The Board reviewed two FFCRA (Families First COVID-19 Response Act) benefits proposals.

Chad Fleenor moved for proposal "B" and it to be retroactive from January 1, 2021. Mike Masters seconded the motion which carried on roll call vote:

Annette Buchanan: yes, Jason Day: yes, Mary Beth Dellinger: yes, Keith Ervin: yes, Chad Fleenor: yes, David Hammond: yes, Mike Masters: yes, Mitch Meredith: yes, Whitney Riddle: yes

The meeting was adjourned.

The Washington County Department of Education met in called session on March 1, 2021 at 5:00 PM in the Central Office. Attendance is as follows: **Present:** Annette Buchanan, Jason Day, Mary Beth Dellinger, Keith Ervin, Chad Fleenor, David Hammond, Mike Masters, Mitch Meredith, Whitney Riddle..

Mr. Day called the meeting to order.
Followed by a moment of silence, Mr. Ervin led the pledge.

Mr. Day stated the purpose of the meeting was to discuss the candidates and select a candidate as the next Director of Schools.

Chairman Day said with consensus of the Board paper ballots would be distributed and Board members would write one name.

Chairman Day read aloud each Board member's vote as Jennifer Moore tallied the votes.

Dellinger: Jerry Boyd; Riddle: Jerry Boyd; Meredith: Jerry Boyd; Ervin: Jerry Boyd; Masters: Jerry Boyd; Fleenor: Jerry Boyd; Hammond: Jerry Boyd; Buchanan: Andrew Hare; Day: Jerry Boyd.

Mr. Masters moved for a vote of confidence for Jerry Boyd. Mr. Fleenor seconded the motion.

Board members thanked everyone for reaching out and providing input on the candidates.

Mr. Ervin thanked Dr. Flanary for all he has contributed to Washington County Schools.

Mike Masters moved for a vote of confidence for Jerry Boyd. Chad Fleenor seconded the motion which carried on roll call vote:

Annette Buchanan: yes, Jason Day: yes, Mary Beth Dellinger: yes, Keith Ervin: yes, Chad Fleenor: yes, David Hammond: yes, Mike Masters: yes, Mitch Meredith: yes, Whitney Riddle: yes

Mike Masters moved for Chairman Day to begin negotiations with Jerry Boyd to be the next Director of Schools. Whitney Riddle seconded the motion which carried on roll call vote:
Annette Buchanan: yes, Jason Day: yes, Mary Beth Dellinger: yes, Keith Ervin: yes, Chad Fleenor: yes, David Hammond: yes, Mike Masters: yes, Mitch Meredith: yes, Whitney Riddle: yes

The meeting was adjourned.

**Washington County
Department of Education
MEMORANDUM
DIRECTOR'S OFFICE**

DATE: February 22, 2021
TO: Finance Committee
FROM: Mitch Meredith, Chairman
SUBJECT: Finance Committee Meeting-January 2021 Financials

The Finance Committee will meet on Monday, February 22, 2021 at 5:00 p.m. in the WCDE Central Office.

Items to be discussed include:

1. Consideration of the General Fund Financial Statements for the month of January 2021
2. Consideration of the Federal Fund Financial Statements for the month of January 2021
3. School Nutrition Financial Overview for January 2021
4. Other items

Account Level	2020-21	2019-20	2020-21	January	2019-20	2020-21	FYTD	2020-21	2020-21
Acct Description	Revised Budget	January	January	Variance	FYTD Activit	FYTD Activit	Variance	Uncollected Reve	FY % Coll
40110 CURRENT PROPERTY TAX	12,849,361	1,313,672	1,288,581	-25,091	7,848,682	7,870,030	21,349	4,979,331	61.25
40120 TRUSTEE'S COLLECTIONS - PRIOR	436,033	19,239	23,845	4,606	302,958	297,995	-4,963	138,038	68.34
40125 CLK/MASTER COLLECTIONS-PRIOR	1,715	207	0	-207	972	1,128	156	587	65.79
40130 CIRCUIT CLERK/CLERK & MASTER C	237,783	5,560	2,674	-2,886	71,182	49,358	-21,824	188,425	20.76
40140 INTEREST AND PENALTY	191,661	5,268	4,728	-540	53,273	37,209	-16,064	154,452	19.41
40161 PAYMENTS IN LIEU OF TAXES - T.	2,800	0	0	0	2,018	2,018	0	782	72.08
40162 PAYMENTS IN LIEU OF TAXES - LO	207,972	0	0	0	0	0	0	207,972	0.00
40163 PAYMENTS IN LIEU OF TAXES - OT	20,000	31	31	0	1,432	947	-485	19,053	4.74
40210 LOCAL OPTION SALES TAX	15,683,066	1,379,403	1,510,857	131,454	9,401,094	10,138,233	737,139	5,544,833	64.64
40270 BUSINESS TAX	405,000	17,500	21,078	3,578	68,376	70,672	2,295	334,328	17.45
40275 MIXED DRINK TAX	13,000	0	0	0	2,866	5,674	2,808	7,326	43.64
40320 BANK EXCISE TAX	28,000	0	0	0	0	0	0	28,000	0.00
40350 INTERSTATE TELECOMMUNICATIONS	6,721	0	0	0	0	0	0	6,721	0.00
41110 MARRIAGE LICENSE	2,500	101	143	42	1,064	1,178	114	1,322	47.11
43512 TUITION - ADULT EDUCATION	10,000	2,250	0	-2,250	2,250	0	-2,250	10,000	0.00
43517 TUITION - OTHER	66,000	3,375	4,125	750	29,010	15,585	-13,425	50,415	23.61
43581 COMMUNITY SERVICE FEES - CHILD	548,000	46,649	134,609	87,960	335,302	485,454	150,152	62,546	88.59
43990 OTHER CHARGES FOR SERVICES	0	0	1,615	1,615	0	4,012	4,012	-4,012	0.00
44110 INTEREST EARNED	65,000	15,400	5,550	-9,850	145,701	61,845	-83,855	3,155	95.15
44120 RENT ON BUILDINGS	1,000	0	0	0	0	0	0	1,000	0.00
44170 MISCELLANEOUS REFUNDS	0	1,900	0	-1,900	6,213	0	-6,213	0	0.00
44520 INSURANCE RECOVERY	31,906	0	0	0	46,872	150,478	103,606	-118,572	471.63
44530 SALE OF EQUIPMENT	25,000	216	0	-216	7,879	3,472	-4,407	21,528	13.89
44560 DAMAGES RECOVERED FROM INDIVID	1,000	0	0	0	297,352	50,789	-246,563	-49,789	5,078.90
44570 CONTRIBUTIONS & GIFTS	237,126	100	255	155	9,226	7,255	-1,971	229,871	3.06
44990 OTHER LOCAL REVENUES - TAGS	500	18	18	0	177	248	71	252	49.50
44991 OTHER LOCAL REVENUE	100,651	18,632	3,729	-14,903	67,101	44,131	-22,970	56,520	43.85
44992 OTHER LOCAL REV- ROYALTIES/CO	33,150	3,174	0	-3,174	18,074	5,124	-12,950	28,026	15.46
46511 BASIC EDUCATION PROGRAM	36,966,000	3,563,200	3,672,100	108,900	21,379,200	21,927,600	548,400	15,038,400	59.32
46515 EARLY CHILDHOOD EDUCATION	172,802	104,707	119,406	14,699	104,707	119,406	14,699	53,396	69.10
46550 DRIVER EDUCATION	30,896	0	0	0	0	0	0	30,896	0.00
46590 OTHER STATE EDUCATION FUNDS	201,050	27,195	128,748	101,552	32,957	153,636	120,679	47,414	76.42
46610 CAREER LADDER PROGRAM	159,865	0	0	0	60,262	58,860	-1,402	101,005	36.82
46851 STATE REVENUE SHARING - T.V.A.	1,277,167	319,292	297,186	-22,106	638,584	594,371	-44,213	682,796	46.54
46980 OTHER STATE GRANTS	443,245	54,149	65,651	11,501	107,325	150,123	42,798	293,122	33.87
47143 IDEA PART-B HIGH COST FUNDS	3,500	0	0	0	0	0	0	3,500	0.00
47146 ENGLISH LANGUAGE AQU. GRANTS	3,900	0	0	0	0	0	0	3,900	0.00
47640 ROTC REIMBURSEMENT	165,000	7,059	6,057	-1,002	85,558	58,670	-26,888	106,330	35.56
49800 OPERATING TRANSFERS - INDIRECT	54,400	0	0	0	0	0	0	54,400	0.00

Account Level	2020-21	2019-20	2020-21	January	2019-20	2020-21	FYTD	2020-21	2020-21
<u>Acct Description</u>	<u>Revised Budget</u>	<u>January</u>	<u>January</u>	<u>Variance</u>	<u>FYTD Activit</u>	<u>FYTD Activit</u>	<u>Variance</u>	<u>Uncollected Reve</u>	<u>FY % Coll</u>
Grand Revenue Totals	70,682,770	6,908,297	7,290,986	382,687	41,127,667	42,365,501	1,237,835	28,317,269	59.94

Number of Accounts: 39

***** End of report *****

	A	B	C	D	E	F	G	H	I	J	K	L	M	N		
1							SALES TAX ANALYSIS									
2	141R 40210															
3																
4	YEAR	TOTAL	July	August	September	October	November	December	January	February	March	April	May	June		
5																
6	1995-96	7,964,549.95	611,536.43	650,039.30	596,451.81	626,656.64	665,950.77	645,367.17	793,944.02	872,382.08	581,914.60	553,125.28	700,497.25	666,684.60		
7	1996-97	8,336,657.30	668,621.91	695,781.06	645,426.90	665,996.66	712,853.08	700,269.94	714,674.24	917,676.40	636,923.88	635,082.70	639,073.10	704,277.43		
8	1997-98	9,028,886.69	721,817.32	780,093.18	704,916.44	717,825.19	798,852.97	747,016.98	760,728.85	1,024,051.84	649,227.26	638,150.71	787,948.69	698,257.26		
9	1998-99	9,418,336.41	729,516.21	780,343.86	758,281.99	769,388.96	789,685.47	793,285.27	808,672.84	1,049,009.40	669,997.81	685,164.29	785,149.89	799,840.42		
10	1999-00	9,925,491.78	761,578.86	848,424.57	757,359.52	832,656.56	798,763.84	812,346.45	826,725.33	1,142,546.37	711,564.82	750,908.81	878,078.63	804,538.02		
11	2000-01	10,302,344.61	804,204.89	905,337.72	804,216.35	854,382.25	909,453.32	794,725.07	882,257.31	1,178,919.01	758,048.36	742,368.32	860,763.60	807,668.41		
12	2001-02	10,532,891.37	808,555.26	866,353.62	796,577.42	828,852.58	889,601.40	870,074.31	872,050.60	1,199,611.30	768,580.66	790,051.97	938,373.85	904,208.40		
13	2002-03	10,638,027.23	906,277.17	974,296.94	882,472.09	811,952.60	891,857.89	850,620.49	926,239.19	1,186,561.52	763,464.89	727,893.01	896,976.99	819,414.45		
14	2003-04	11,067,961.48	852,744.87	931,182.77	884,455.76	904,582.89	939,687.81	883,319.35	949,214.33	1,224,464.85	796,000.63	798,184.90	971,370.65	932,752.67		
15	2004-05	12,141,242.02	959,427.54	1,003,502.83	961,878.30	960,187.49	981,448.59	962,577.75	1,007,923.70	1,354,489.51	869,026.19	1,061,329.31	1,043,956.65	975,494.16		
16	2005-06	12,336,585.09	955,565.19	1,032,019.38	1,019,556.16	1,105,255.87	1,019,172.70	995,288.52	1,052,343.46	1,443,274.33	811,741.53	876,236.72	1,048,459.42	977,671.81		
17	2006-07	12,847,409.98	1,026,100.62	1,085,657.40	1,035,122.60	1,044,487.23	1,102,319.02	1,016,987.55	980,057.85	1,443,529.82	1,018,080.51	955,096.95	1,130,190.78	1,009,779.65		
18	2007-08	13,475,705.49	1,079,389.94	1,164,602.82	1,112,875.15	1,123,975.96	1,128,221.21	1,082,375.90	1,170,203.04	1,480,368.07	934,432.24	1,003,760.54	1,131,648.39	1,063,852.23		
19	2008-09	13,118,209.41	1,121,283.53	1,163,968.03	1,069,948.56	1,109,937.70	1,119,035.49	1,083,890.72	1,091,466.64	1,441,865.04	858,933.82	992,382.26	1,070,456.28	995,041.34		
20	2009-10	12,609,635.54	1,008,819.19	1,099,406.55	992,789.10	1,066,457.07	1,052,452.00	997,413.03	1,039,892.90	1,366,560.85	888,185.43	945,035.53	1,121,973.47	1,030,650.42		
21	2010-11	13,050,988.91	1,054,228.59	1,128,189.89	1,037,584.63	1,056,839.88	1,086,389.24	1,054,070.16	1,094,354.84	1,429,909.64	867,910.25	1,009,209.95	1,143,124.29	1,089,177.55		
22	2011-12	13,808,173.10	1,081,535.67	1,228,666.98	1,138,627.12	1,132,824.15	1,125,406.77	1,090,432.58	1,133,742.86	1,526,365.45	1,016,848.19	1,065,106.10	1,194,803.93	1,073,813.30		
23	2012-13	13,530,626.40	1,137,511.17	1,176,802.38	1,071,451.21	1,148,396.78	1,150,162.91	1,096,243.83	1,142,826.70	1,516,667.47	785,969.43	1,037,806.81	1,169,086.53	1,097,701.18		
24	2013-14	13,756,487.05	1,138,760.08	1,166,521.54	1,081,327.46	1,126,284.98	1,099,605.17	1,103,883.00	1,136,848.35	1,508,355.06	971,672.20	1,055,143.00	1,275,350.78	1,092,735.43		
25	2014-15	14,057,315.44	1,142,752.51	1,227,623.79	1,131,340.43	1,189,344.14	1,190,743.05	1,134,318.63	1,199,396.63	1,588,182.32	889,370.36	1,008,340.90	1,211,709.73	1,144,192.95		
26	2015-16	14,722,621.29	1,241,008.04	1,233,271.57	1,166,463.36	1,203,804.59	1,229,321.78	1,188,390.71	1,246,671.22	1,641,380.40	1,070,197.64	997,571.40	1,284,815.87	1,219,724.71		
27	2016-17	14,747,100.82	1,183,242.43	1,271,727.15	1,176,910.43	1,236,255.66	1,252,584.64	1,203,060.65	1,234,360.41	1,672,699.50	977,436.65	1,033,968.30	1,288,153.30	1,216,701.70		
28	2017-18	15,349,677.89	1,205,951.87	1,271,772.24	1,218,781.58	1,210,362.79	1,249,834.14	1,202,844.48	1,292,583.56	1,624,509.44	1,147,863.70	1,134,847.93	1,558,692.28	1,231,633.88		
29	2018-19	15,494,923.37	1,278,018.86	1,291,098.17	1,228,129.70	1,291,319.95	1,284,627.33	1,285,032.84	1,328,654.02	1,591,314.78	1,249,696.22	1,156,902.45	1,353,122.68	1,157,006.37		
30	2019-20	16,025,666.39	1,344,150.84	1,344,028.39	1,307,238.15	1,361,539.99	1,316,157.76	1,348,576.15	1,379,403.02	1,729,590.49	1,212,600.58	1,176,918.48	1,324,871.88	1,180,590.66		
31	2020-21	10,138,233.15	1,395,726.34	1,499,518.71	1,411,794.82	1,382,621.85	1,465,357.10	1,472,356.92	1,510,857.41							
32																
33		Prior Year-to-Date Comparison														
34	INC / (DEC)	737,138.85	51,575.50	155,490.32	104,556.67	21,081.86	149,199.34	123,780.77	131,454.39							
35																
36																
37		Budgeted														
38																
39	% of FY21 Budget Collected		64.644%													
42	FY21 Budgeted Amount		15,683,066.00													
43																
44	2000-01	98.756%	7.709%	8.678%	7.709%	8.190%	8.718%	7.618%	8.457%	11.301%	7.267%	7.116%	8.251%	7.742%		
45	2001-02	103.110%	7.915%	8.481%	7.798%	8.114%	8.709%	8.517%	8.537%	11.743%	7.524%	7.734%	9.186%	8.852%		
46	2002-03	97.113%	8.273%	8.894%	8.056%	7.412%	8.142%	7.765%	8.456%	10.832%	6.970%	6.645%	8.188%	7.480%		
47	2003-04	103.131%	7.947%	8.677%	8.241%	8.429%	8.756%	8.231%	8.845%	11.409%	7.417%	7.437%	9.051%	8.691%		
48	2004-05	103.260%	8.160%	8.535%	8.181%	8.166%	8.347%	8.187%	8.572%	11.520%	7.391%	9.026%	8.879%	8.296%		
49	2005-06	100.746%	7.804%	8.428%	8.326%	9.026%	8.323%	8.128%	8.594%	11.786%	6.629%	7.156%	8.562%	7.984%		
50	2006-07	100.277%	8.009%	8.474%	8.079%	8.152%	8.604%	7.938%	7.650%	11.267%	7.946%	7.455%	8.821%	7.882%		
51	2007-08	101.108%	8.099%	8.738%	8.350%	8.433%	8.465%	8.121%	8.780%	11.107%	7.011%	7.531%	8.491%	7.982%		
52	2008-09	99.170%	8.477%	8.799%	8.089%	8.391%	8.460%	8.194%	8.251%	10.900%	6.493%	7.502%	8.092%	7.522%		
53	2009-10	100.000%	8.000%	8.719%	7.873%	8.457%	8.346%	7.910%	8.247%	10.837%	7.044%	7.495%	8.898%	8.174%		
54	2010-11	101.300%	8.183%	8.757%	8.054%	8.203%	8.432%	8.181%	8.494%	11.099%	6.737%	7.833%	8.873%	8.454%		
55	2011-12	101.963%	7.986%	9.073%	8.408%	8.365%	8.310%	8.052%	8.372%	11.271%	7.509%	7.865%	8.823%	7.929%		
56	2012-13	94.995%	7.922%	8.268%	7.528%	8.069%	8.081%	7.702%	8.029%	10.656%	5.522%	7.292%	8.214%	7.712%		
57	2013-14	100.000%	8.278%	8.480%	7.860%	8.187%	7.993%	8.024%	8.264%	10.965%	7.065%	7.670%	9.271%	7.943%		
58	2014-15	102.187%	8.307%	8.924%	8.224%	8.646%	8.656%	8.246%	8.719%	11.545%	6.465%	7.330%	8.808%	8.317%		
59	2015-16	99.477%	8.385%	8.333%	7.882%	8.134%	8.306%	8.030%	8.423%	11.090%	7.231%	6.740%	8.681%	8.241%		
60	2016-17	99.643%	7.995%	8.593%	7.952%	8.353%	8.463%	8.129%	8.340%	11.302%	6.604%	6.986%	8.704%	8.221%		
61	2017-18	102.059%	8.018%	8.456%	8.104%	8.048%	8.310%	7.998%	8.594%	10.801%	7.632%	7.546%	10.364%	8.189%		
62	2018-19	102.177%	8.428%	8.514%	8.099%	8.515%	8.471%	8.474%	8.761%	10.493%	8.241%	7.629%	8.923%	7.630%		
63	2019-20	102.185%	8.571%	8.570%	8.335%	8.682%	8.392%	8.599%	8.795%	11.028%	7.732%	7.504%	8.448%	7.528%		
64	2020-21	64.644%	8.900%	9.561%	9.002%	8.816%	9.344%	9.388%	9.634%							

TO: Finance Committee Members
FROM: Brad Hale, Chief Financial Officer
DATE: February 22, 2021

SUBJECT: Financial Statements (Revenue & Expense) Summary for January 2021

Key Revenue Variances for January 2021 to January 2020

Overall January 2021 revenue was \$7,290,986 compared to \$6,908,297 in January 2020 which is a \$382,687 increase. The key reasons for this increase were as follows.

- Sales Tax (40210) increase of \$131,454
- Basic Education Program (46511) – increase of \$108,900 in funding
- Community Service Fees (43581) – increase of \$87,960 due to state catching up on reimbursements
- Other State Grants (46590) – increase of \$101,552 due to timing of grants received (CSH, & FRC Grants)

Key Expenses for January 2021

71100399 – Other Contracted Services

Expenditures of \$578,077.61 were incurred in the expense line item for the month of January 2021 to the University School for the contractual revenue sharing payment.

71210524 – In Service/Staff Development

The following key expense occurred in this line item in January 2021.

- \$13,685.00 in NIET for virtual conference registrations - 22

72230499 – Other Supplies

The following key expense was incurred in this line item in January 2021.

- \$18,000.00 for 6-CTE platform Renewals; BCES, FBES, GVES, JMS, LES, & RVES

72610499 – Other Supplies

The following key expenses were incurred in this line item in January 2021.

- \$8,200.00 to Pioneer Manufacturing-200 cases of Athletic Field Paint
- \$2,980.00 to Washington Farmers Co-op for 1-ton of Ryegrass Seed

EXPENDITURES (cont'd)

72620335-00011 – Mtnce & Repairs - GES

The following key expenses were incurred in this line item in January 2021.

- The expenses of \$13,267.47 to Hoffman Mechanical Solutions for cooling Tower repairs

72620499 – Other Supplies

The follow key expenses were incurred in this line item in January 2021.

- \$5,037.69 for electrical maintenance supplies
- \$1,245.32 for HVAC maintenance supplies
- \$857.00 for System Plumbing supplies
- \$12,969.08 for general maintenance supplies
- \$2,034.70 for Whiteboards & Bulletin boards for stock
- \$8,200.00 for 23 tons of infield soil mix

72620701 – Administrative Equipment

The follow key expenses were incurred in this line item in January 2021.

- \$1,548.00 for 12 two-way radios (Safe Schools Funds)

72710729– Transportation Equipment

The following key expenses were incurred in this line item in January 2021:

- \$37,307.60 for 2021 Silverado (prior BOE approved)

Overall January 2021 Expenses Compared to January 2020 Expenses

Expenses in January 2021 were \$5,965,187.18 compared to \$6,266,726.27 in January 2020. This is a variance of (\$301,539.09) less than January 2020. The key reason for this variance is listed below:

- \$194,802.00 less in 141E 72620-701 from a prior year purchase of a Chiller at DCHS
- \$160,868.46 less in 141E 73100-207 from a prior year expense catch up from Dietary Health Insurance

		CHECK CHECK				
FND	ACCT	OBJ	NUMBER	DATE	VENDOR	AMOUNT
141	72620	499	141213715	01/08/2021	ALLIED METALS	37.95
141	72610	434	141213716	01/08/2021	AMERIGAS	1,249.61
141	72610	434	141213716	01/08/2021	AMERIGAS	734.18
141	72610	434	141213716	01/08/2021	AMERIGAS	222.35
141	72620	499	141213717	01/08/2021	ANDY OXY CO INC	24.91
141	72310	355	141213718	01/08/2021	BANKCARD CENTER	589.75
141	72310	599	141213718	01/08/2021	BANKCARD CENTER	740.03
141	72710	599	141213718	01/08/2021	BANKCARD CENTER	35.00
141	72250	499	141213718	01/08/2021	BANKCARD CENTER	127.01
141	72310	331	141213719	01/08/2021	BENNETT & DECAMP PLL	4,500.00
141	72620	499	141213720	01/08/2021	BLUE WATER INDUSTRIE	199.75
141	72620	499	141213720	01/08/2021	BLUE WATER INDUSTRIE	273.11
141	72210	524	141213721	01/08/2021	BRANDENBURG, ALISA	330.00
141	71300	429	141213722	01/08/2021	BURMAX COMPANY INC	200.40
141	72250	499	141213723	01/08/2021	CDW GOVERNMENT, INC	303.19
141	72250	499	141213723	01/08/2021	CDW GOVERNMENT, INC	626.55
141	72250	499	141213723	01/08/2021	CDW GOVERNMENT, INC	22.79
141	72250	499	141213723	01/08/2021	CDW GOVERNMENT, INC	128.35
141	72250	499	141213723	01/08/2021	CDW GOVERNMENT, INC	30.86
141	72610	599	141213724	01/08/2021	CENTURYLINK	132.96
141	72610	599	141213724	01/08/2021	CENTURYLINK	24.01
141	72250	499	141213725	01/08/2021	CES CORPORATION	1,134.10
141	72610	454	141213727	01/08/2021	CITY OF KINGSPORT	108.18
141	72320	399	141213728	01/08/2021	COMCAST	77.27
141	72320	399	141213728	01/08/2021	COMCAST	63.36
141	71100	429	141213729	01/08/2021	DAVID CROCKETT HIGH	2,689.24
141	72610	499	141213730	01/08/2021	DOWN TO EARTH	817.26
141	72610	499	141213730	01/08/2021	DOWN TO EARTH	163.77
141	72620	499	141213731	01/08/2021	EAST TENNESSEE RENT-	264.00
141	72250	399	141213732	01/08/2021	ENA SERVICES LLC	1,865.52
141	72620	335	141213733	01/08/2021	ESKOLA LLC	9,717.50
141	72620	499	141213734	01/08/2021	FENCO SUPPLY	126.00
141	72620	499	141213734	01/08/2021	FENCO SUPPLY	74.83
141	72620	499	141213734	01/08/2021	FENCO SUPPLY	99.93
141	72620	499	141213734	01/08/2021	FENCO SUPPLY	47.03
141	72620	499	141213734	01/08/2021	FENCO SUPPLY	28.86
141	72620	499	141213734	01/08/2021	FENCO SUPPLY	59.40
141	72620	499	141213734	01/08/2021	FENCO SUPPLY	-8.73
141	72620	499	141213735	01/08/2021	FERGUSON ENTERPRISES	449.09
141	72620	499	141213735	01/08/2021	FERGUSON ENTERPRISES	56.51
141	72620	499	141213735	01/08/2021	FERGUSON ENTERPRISES	88.01
141	72620	599	141213736	01/08/2021	FIREHOUSE RESTAURANT	538.00
141	73300	429	141213737	01/08/2021	FIRST	220.00
141	72610	399	141213738	01/08/2021	FLEENOR SECURITY SYS	75.00
141	72610	399	141213738	01/08/2021	FLEENOR SECURITY SYS	61.50
141	72710	412	141213739	01/08/2021	FUELZ-A MCPHERSON CO	5,751.04
141	72710	425	141213739	01/08/2021	FUELZ-A MCPHERSON CO	3,434.27
141	71100	499	141213740	01/08/2021	HENRY SCHEIN INC	5.70
141	72620	336	141213741	01/08/2021	HOBBS & ASSOCIATES	818.00
141	72610	410	141213742	01/08/2021	HOME DEPOT PRO	459.45
141	72620	499	141213742	01/08/2021	HOME DEPOT PRO	56.94
141	72620	499	141213742	01/08/2021	HOME DEPOT PRO	29.01
141	72610	410	141213742	01/08/2021	HOME DEPOT PRO	1,876.50
141	72620	499	141213742	01/08/2021	HOME DEPOT PRO	15.92
141	72610	410	141213742	01/08/2021	HOME DEPOT PRO	170.56
141	72610	410	141213742	01/08/2021	HOME DEPOT PRO	69.32

		CHECK CHECK				
FND	ACCT	OBJ	NUMBER	DATE	VENDOR	AMOUNT
141	72610	410	141213742	01/08/2021	HOME DEPOT PRO	35.20
141	72610	410	141213742	01/08/2021	HOME DEPOT PRO	608.22
141	72610	410	141213742	01/08/2021	HOME DEPOT PRO	174.14
141	72610	410	141213742	01/08/2021	HOME DEPOT PRO	93.18
141	72610	410	141213742	01/08/2021	HOME DEPOT PRO	204.41
141	72610	410	141213742	01/08/2021	HOME DEPOT PRO	222.12
141	72610	410	141213742	01/08/2021	HOME DEPOT PRO	427.65
141	72610	410	141213742	01/08/2021	HOME DEPOT PRO	196.78
141	71200	429	141213743	01/08/2021	INGLES MARKETS, INC	200.00
141	71100	429	141213743	01/08/2021	INGLES MARKETS, INC	200.00
141	72610	454	141213744	01/08/2021	JOHNSON CITY UTILITY	366.83
141	72610	454	141213744	01/08/2021	JOHNSON CITY UTILITY	30.60
141	72610	454	141213744	01/08/2021	JOHNSON CITY UTILITY	2,396.61
141	72610	454	141213744	01/08/2021	JOHNSON CITY UTILITY	373.72
141	72610	454	141213745	01/08/2021	JONESBOROUGH WATER D	152.28
141	72610	359	141213745	01/08/2021	JONESBOROUGH WATER D	330.00
141	72610	454	141213745	01/08/2021	JONESBOROUGH WATER D	87.15
141	72610	454	141213745	01/08/2021	JONESBOROUGH WATER D	855.98
141	72610	454	141213745	01/08/2021	JONESBOROUGH WATER D	206.38
141	72610	454	141213745	01/08/2021	JONESBOROUGH WATER D	273.12
141	72210	355	141213746	01/08/2021	KEYS, ASHLEY	41.36
141	71200	429	141213747	01/08/2021	LOWE'S	72.60
141	72620	499	141213747	01/08/2021	LOWE'S	1,946.77
141	71100	499	141213747	01/08/2021	LOWE'S	153.99
141	72220	355	141213748	01/08/2021	MCCARTT, MAGGIE	54.99
141	72210	355	141213749	01/08/2021	MONEY, JEANA	11.28
141	71100	499	141213750	01/08/2021	MUSIC DOCTORS	999.55
141	72250	499	141213751	01/08/2021	NewEgg Business	91.34
141	71100	429	141213752	01/08/2021	OFFICE DEPOT	77.23
141	71100	429	141213752	01/08/2021	OFFICE DEPOT	129.55
141	71100	429	141213752	01/08/2021	OFFICE DEPOT	128.00
141	71100	429	141213752	01/08/2021	OFFICE DEPOT	64.60
141	71100	429	141213752	01/08/2021	OFFICE DEPOT	129.32
141	71100	429	141213752	01/08/2021	OFFICE DEPOT	6.39
141	71100	429	141213752	01/08/2021	OFFICE DEPOT	199.99
141	71100	429	141213752	01/08/2021	OFFICE DEPOT	198.04
141	71100	429	141213752	01/08/2021	OFFICE DEPOT	199.26
141	71100	429	141213752	01/08/2021	OFFICE DEPOT	199.70
141	71100	429	141213752	01/08/2021	OFFICE DEPOT	47.86
141	71100	429	141213752	01/08/2021	OFFICE DEPOT	196.68
141	71100	429	141213752	01/08/2021	OFFICE DEPOT	199.35
141	71100	429	141213752	01/08/2021	OFFICE DEPOT	90.31
141	71100	429	141213752	01/08/2021	OFFICE DEPOT	315.96
141	71100	429	141213752	01/08/2021	OFFICE DEPOT	78.71
141	71100	429	141213752	01/08/2021	OFFICE DEPOT	199.11
141	71100	429	141213752	01/08/2021	OFFICE DEPOT	199.35
141	71100	429	141213752	01/08/2021	OFFICE DEPOT	245.87
141	71100	429	141213752	01/08/2021	OFFICE DEPOT	198.28
141	71100	429	141213752	01/08/2021	OFFICE DEPOT	199.89
141	71100	429	141213752	01/08/2021	OFFICE DEPOT	197.95
141	71100	429	141213752	01/08/2021	OFFICE DEPOT	9.56
141	71100	429	141213752	01/08/2021	OFFICE DEPOT	186.61
141	71100	429	141213752	01/08/2021	OFFICE DEPOT	399.22
141	71100	429	141213753	01/08/2021	OFFICE DEPOT INC	248.64
141	71100	429	141213753	01/08/2021	OFFICE DEPOT INC	229.35
141	71100	429	141213753	01/08/2021	OFFICE DEPOT INC	27.99

		CHECK CHECK				
FND	ACCT	OBJ	NUMBER	DATE	VENDOR	AMOUNT
141	71100	299	141213754	01/08/2021	THE OMNI GROUP	87.00
141	71100	429	141213755	01/08/2021	QUILL LLC	84.40
141	72250	499	141213755	01/08/2021	QUILL LLC	361.79
141	72250	499	141213755	01/08/2021	QUILL LLC	87.27
141	72250	499	141213755	01/08/2021	QUILL LLC	17.09
141	72250	499	141213755	01/08/2021	QUILL LLC	437.71
141	71100	429	141213755	01/08/2021	QUILL LLC	70.05
141	71100	429	141213755	01/08/2021	QUILL LLC	9.99
141	71100	429	141213755	01/08/2021	QUILL LLC	19.68
141	72320	435	141213755	01/08/2021	QUILL LLC	305.36
141	72320	435	141213755	01/08/2021	QUILL LLC	75.48
141	71200	429	141213756	01/08/2021	REALLY GOOD STUFF	201.54
141	71100	429	141213757	01/08/2021	SCHOLASTIC INC	58.85
141	71100	429	141213757	01/08/2021	SCHOLASTIC INC	199.25
141	71200	429	141213758	01/08/2021	SCHOOL SPECIALTY INC	67.45
141	72620	499	141213759	01/08/2021	SHERWIN WILLIAMS	367.35
141	72620	499	141213759	01/08/2021	SHERWIN WILLIAMS	122.45
141	72620	335	141213760	01/08/2021	SOUTHEAST DIRECT FLO	4,847.00
141	71100	429	141213761	01/08/2021	SWEETWATER	260.88
141	72250	499	141213762	01/08/2021	TELE-OPTICS COMMUNIC	150.00
141	72250	499	141213762	01/08/2021	TELE-OPTICS COMMUNIC	150.00
141	72210	524	141213764	01/08/2021	TENN SOCIAL STUDIES	50.00
141	71100	429	141213765	01/08/2021	TENNESSEE OFFICE SUP	11.76
141	71100	429	141213765	01/08/2021	TENNESSEE OFFICE SUP	15.03
141	71100	429	141213765	01/08/2021	TENNESSEE OFFICE SUP	96.96
141	71100	429	141213765	01/08/2021	TENNESSEE OFFICE SUP	149.99
141	71100	429	141213765	01/08/2021	TENNESSEE OFFICE SUP	15.73
141	71100	429	141213765	01/08/2021	TENNESSEE OFFICE SUP	33.82
141	71100	429	141213765	01/08/2021	TENNESSEE OFFICE SUP	1.28
141	71100	429	141213765	01/08/2021	TENNESSEE OFFICE SUP	7.91
141	71100	429	141213765	01/08/2021	TENNESSEE OFFICE SUP	-67.42
141	72620	499	141213765	01/08/2021	TENNESSEE OFFICE SUP	1,284.95
141	72620	499	141213765	01/08/2021	TENNESSEE OFFICE SUP	749.75
141	72610	399	141213767	01/08/2021	VALLEY PROTEINS	300.00
141	72610	399	141213767	01/08/2021	VALLEY PROTEINS	300.00
141	72610	399	141213767	01/08/2021	VALLEY PROTEINS	300.00
141	73300	499	141213768	01/08/2021	WAL-MART COMMUNITY	270.51
141	72610	499	141213769	01/08/2021	WEST HILLS TRACTOR,	456.56
141	72610	499	141213769	01/08/2021	WEST HILLS TRACTOR,	77.04
141	72220	355	141213770	01/08/2021	WHITSON, ASHLEY	39.48
141	71100	299	141213790	01/12/2021	NAVE, LELIA	179.40
141	71100	429	141213797	01/14/2021	A2Z SPECIALTY LETTER	388.73
141	71100	429	141213798	01/14/2021	ACHIEVE3000	6,000.00
141	72710	453	141213799	01/14/2021	ADVANCE AUTO PARTS	2,061.08
141	72710	330	141213800	01/14/2021	ALLY	330.54
141	71100	429	141213801	01/14/2021	BARNES & NOBLE INC	18.38
141	71100	429	141213801	01/14/2021	BARNES & NOBLE INC	-8.97
141	72210	524	141213801	01/14/2021	BARNES & NOBLE INC	191.88
141	71100	429	141213801	01/14/2021	BARNES & NOBLE INC	94.70
141	72130	499	141213801	01/14/2021	BARNES & NOBLE INC	77.31
141	72310	305	141213802	01/14/2021	BLACKBURN CHILDERS &	44,700.00
141	71100	429	141213803	01/14/2021	BLICK ART MATERIALS	227.35
141	71100	429	141213803	01/14/2021	BLICK ART MATERIALS	63.52
141	71100	429	141213803	01/14/2021	BLICK ART MATERIALS	43.97
141	71100	499	141213803	01/14/2021	BLICK ART MATERIALS	84.90
141	71100	499	141213803	01/14/2021	BLICK ART MATERIALS	288.75

		CHECK CHECK				
FND	ACCT	OBJ	NUMBER	DATE	VENDOR	AMOUNT
141	72610	454	141213804	01/14/2021	CHUCKEY UTILITY DIST	128.43
141	71100	499	141213805	01/14/2021	DANIEL BOONE HIGH SC	500.00
141	72210	432	141213806	01/14/2021	DEMCO	442.51
141	72210	336	141213806	01/14/2021	DEMCO	464.55
141	71100	499	141213807	01/14/2021	EDMENTUM	1,237.50
141	72320	307	141213808	01/14/2021	ENA SERVICES LLC	268.82
141	72320	307	141213808	01/14/2021	ENA SERVICES LLC	426.68
141	72320	307	141213808	01/14/2021	ENA SERVICES LLC	597.52
141	72320	307	141213808	01/14/2021	ENA SERVICES LLC	495.09
141	72320	307	141213808	01/14/2021	ENA SERVICES LLC	178.21
141	72320	307	141213808	01/14/2021	ENA SERVICES LLC	300.80
141	72320	307	141213808	01/14/2021	ENA SERVICES LLC	229.47
141	72320	307	141213808	01/14/2021	ENA SERVICES LLC	233.64
141	72320	307	141213808	01/14/2021	ENA SERVICES LLC	195.27
141	72320	307	141213808	01/14/2021	ENA SERVICES LLC	221.82
141	72320	307	141213808	01/14/2021	ENA SERVICES LLC	240.04
141	72320	307	141213808	01/14/2021	ENA SERVICES LLC	411.76
141	72320	307	141213808	01/14/2021	ENA SERVICES LLC	199.44
141	72320	307	141213808	01/14/2021	ENA SERVICES LLC	202.63
141	72710	307	141213808	01/14/2021	ENA SERVICES LLC	53.30
141	72620	307	141213808	01/14/2021	ENA SERVICES LLC	232.48
141	72320	307	141213808	01/14/2021	ENA SERVICES LLC	219.69
141	72320	307	141213808	01/14/2021	ENA SERVICES LLC	466.30
141	72610	599	141213808	01/14/2021	ENA SERVICES LLC	911.68
141	73300	599	141213808	01/14/2021	ENA SERVICES LLC	96.22
141	71100	499	141213809	01/14/2021	FISHER SCIENTIFIC CO	83.55
141	71100	499	141213809	01/14/2021	FISHER SCIENTIFIC CO	113.22
141	71100	499	141213809	01/14/2021	FISHER SCIENTIFIC CO	618.00
141	72310	599	141213810	01/14/2021	FOOD CITY	71.34
141	71100	499	141213811	01/14/2021	GOOD, ETHAN	35.15
141	71100	429	141213812	01/14/2021	GOPHER SPORTS	286.24
141	72620	499	141213813	01/14/2021	GOVCONNECTION, INC	792.28
141	72250	499	141213813	01/14/2021	GOVCONNECTION, INC	32.17
141	72210	355	141213814	01/14/2021	HAYES, CINDY	22.56
141	72620	336	141213815	01/14/2021	HOFFMAN MECHANICAL S	13,267.47
141	71100	429	141213816	01/14/2021	IXL LEARNING	1,350.00
141	72310	599	141213817	01/14/2021	JERSEY MIKE'S	195.00
141	72250	499	141213818	01/14/2021	JONESBOROUGH ELEMENT	177.70
141	72610	359	141213819	01/14/2021	JONESBOROUGH WATER D	137.48
141	72610	454	141213819	01/14/2021	JONESBOROUGH WATER D	84.83
141	72210	432	141213820	01/14/2021	JUNIOR LIBRARY GUILD	1,034.90
141	72210	432	141213820	01/14/2021	JUNIOR LIBRARY GUILD	4,158.60
141	72210	432	141213820	01/14/2021	JUNIOR LIBRARY GUILD	3,215.38
141	72230	499	141213821	01/14/2021	MajorClarity, Inc.	18,000.00
141	71100	499	141213822	01/14/2021	NASCO	794.59
141	71100	499	141213822	01/14/2021	NASCO	12.71
141	71100	499	141213822	01/14/2021	NASCO	641.12
141	72410	599	141213823	01/14/2021	NATA	251.00
141	72210	524	141213824	01/14/2021	NIET	13,685.00
141	71100	429	141213825	01/14/2021	OFFICE DEPOT INC	51.55
141	71100	429	141213825	01/14/2021	OFFICE DEPOT INC	6.45
141	71100	429	141213825	01/14/2021	OFFICE DEPOT INC	19.55
141	72210	432	141213826	01/14/2021	OVERDRIVE	3,420.04
141	72210	432	141213826	01/14/2021	OVERDRIVE	2,950.59
141	72210	432	141213826	01/14/2021	OVERDRIVE	2,010.02
141	72210	432	141213827	01/14/2021	PERMA-BOUND	83.53

		CHECK CHECK				
FND	ACCT	OBJ	NUMBER	DATE	VENDOR	AMOUNT
141	72210	432	141213827	01/14/2021	PERMA-BOUND	155.66
141	72610	499	141213828	01/14/2021	PIONEER ATHLETICS	8,200.00
141	71100	429	141213829	01/14/2021	REALLY GOOD STUFF	75.96
141	71100	429	141213829	01/14/2021	REALLY GOOD STUFF	126.89
141	71100	429	141213829	01/14/2021	REALLY GOOD STUFF	92.97
141	71100	429	141213830	01/14/2021	SCHOLASTIC INC	58.20
141	71100	429	141213831	01/14/2021	SCHOLASTIC MAGAZINES	123.02
141	71100	429	141213832	01/14/2021	SCHOLASTIC BOOK CLUB	63.91
141	71100	429	141213832	01/14/2021	SCHOLASTIC BOOK CLUB	125.50
141	71100	429	141213833	01/14/2021	SCHOOL HEALTH CORPOR	74.81
141	71100	429	141213834	01/14/2021	SCHOOL SPECIALTY INC	196.87
141	71100	429	141213834	01/14/2021	SCHOOL SPECIALTY INC	12.98
141	71100	429	141213834	01/14/2021	SCHOOL SPECIALTY INC	136.72
141	72620	499	141213835	01/14/2021	TRANE COMPANY	422.00
141	72620	499	141213835	01/14/2021	TRANE COMPANY	190.70
141	72620	336	141213835	01/14/2021	TRANE COMPANY	1,001.48
141	72610	499	141213836	01/14/2021	TRI CITY MOWER & SAW	62.19
141	72610	499	141213836	01/14/2021	TRI CITY MOWER & SAW	31.33
141	72610	499	141213836	01/14/2021	TRI CITY MOWER & SAW	447.99
141	72610	499	141213836	01/14/2021	TRI CITY MOWER & SAW	19.98
141	72610	499	141213836	01/14/2021	TRI CITY MOWER & SAW	55.00
141	72610	499	141213836	01/14/2021	TRI CITY MOWER & SAW	63.51
141	72320	307	141213837	01/14/2021	VERIZON WIRELESS	275.66
141	71100	499	141213838	01/14/2021	WARD'S SCIENCE	124.51
141	73100	207	141213839	01/14/2021	WASHINGTON COUNTY IN	36,202.74
141	72610	499	141213840	01/14/2021	WASHINGTON FARMERS C	149.99
141	72610	499	141213840	01/14/2021	WASHINGTON FARMERS C	2,980.00
141	72710	599	141213840	01/14/2021	WASHINGTON FARMERS C	14.00
141	71100	429	141213841	01/14/2021	WOODWIND & BRASSWIND	119.97
141	72210	524	141213848	01/22/2021	A2Z SPECIALTY LETTER	179.00
141	72620	499	141213849	01/22/2021	AIRGAS INC, SOUTH DI	19.53
141	73300	499	141213850	01/22/2021	AMERICAN RED CROSS	30.00
141	72610	434	141213851	01/22/2021	AMERIGAS	2,021.98
141	72610	434	141213851	01/22/2021	AMERIGAS	323.30
141	72610	434	141213851	01/22/2021	AMERIGAS	629.11
141	72610	434	141213851	01/22/2021	AMERIGAS	136.96
141	72250	499	141213852	01/22/2021	APPLE INC	299.00
141	72610	434	141213853	01/22/2021	ATMOS ENERGY	366.45
141	72610	434	141213853	01/22/2021	ATMOS ENERGY	432.60
141	72610	434	141213853	01/22/2021	ATMOS ENERGY	1,225.33
141	72610	434	141213853	01/22/2021	ATMOS ENERGY	893.32
141	72610	434	141213853	01/22/2021	ATMOS ENERGY	781.45
141	72610	434	141213853	01/22/2021	ATMOS ENERGY	1,422.32
141	72610	434	141213853	01/22/2021	ATMOS ENERGY	39.25
141	72610	434	141213853	01/22/2021	ATMOS ENERGY	3,104.80
141	72610	434	141213853	01/22/2021	ATMOS ENERGY	2,640.59
141	72610	434	141213853	01/22/2021	ATMOS ENERGY	437.49
141	72310	305	141213854	01/22/2021	BLACKBURN CHILDERS &	15,365.00
141	71100	429	141213855	01/22/2021	BLICK ART MATERIALS	50.02
141	71100	429	141213855	01/22/2021	BLICK ART MATERIALS	9.99
141	71100	429	141213855	01/22/2021	BLICK ART MATERIALS	20.18
141	72610	415	141213856	01/22/2021	BRIGHT RIDGE	8,388.98
141	72610	415	141213856	01/22/2021	BRIGHT RIDGE	3,447.56
141	72610	415	141213856	01/22/2021	BRIGHT RIDGE	2,951.39
141	72610	415	141213856	01/22/2021	BRIGHT RIDGE	11,272.69
141	72610	415	141213856	01/22/2021	BRIGHT RIDGE	3,008.65

		CHECK CHECK				
FND	ACCT	OBJ	NUMBER	DATE	VENDOR	AMOUNT
141	72610	415	141213856	01/22/2021	BRIGHT RIDGE	12,678.43
141	72610	415	141213856	01/22/2021	BRIGHT RIDGE	4,679.27
141	72610	415	141213856	01/22/2021	BRIGHT RIDGE	10,367.47
141	72610	415	141213856	01/22/2021	BRIGHT RIDGE	8,440.65
141	72610	415	141213856	01/22/2021	BRIGHT RIDGE	5,834.83
141	72610	415	141213856	01/22/2021	BRIGHT RIDGE	11,062.61
141	72610	415	141213856	01/22/2021	BRIGHT RIDGE	5,487.58
141	72610	415	141213856	01/22/2021	BRIGHT RIDGE	8,187.53
141	72610	415	141213856	01/22/2021	BRIGHT RIDGE	10,430.90
141	72610	415	141213856	01/22/2021	BRIGHT RIDGE	25,295.36
141	72610	415	141213856	01/22/2021	BRIGHT RIDGE	27,137.13
141	72610	415	141213856	01/22/2021	BRIGHT RIDGE	12,786.46
141	72320	307	141213857	01/22/2021	BRIGHT RIDGE	97.69
141	73300	599	141213858	01/22/2021	BROYLES, LISA	35.15
141	72210	432	141213859	01/22/2021	CANA KIT CORPORATION	897.80
141	72210	432	141213860	01/22/2021	CAPSTONE PRESS	1,234.05
141	72320	307	141213861	01/22/2021	CENTURYLINK	28.04
141	72320	307	141213861	01/22/2021	CENTURYLINK	21.97
141	72610	399	141213863	01/22/2021	CHEM-AQUA INC	1,332.62
141	72710	599	141213864	01/22/2021	CINTAS	35.00
141	72710	599	141213864	01/22/2021	CINTAS	35.00
141	72710	599	141213864	01/22/2021	CINTAS	35.00
141	72710	599	141213864	01/22/2021	CINTAS	35.00
141	72710	599	141213864	01/22/2021	CINTAS	111.07
141	72710	599	141213864	01/22/2021	CINTAS	112.65
141	72710	599	141213864	01/22/2021	CINTAS	111.07
141	72710	599	141213864	01/22/2021	CINTAS	111.07
141	72610	599	141213865	01/22/2021	CINTAS	49.49
141	72610	599	141213865	01/22/2021	CINTAS	49.49
141	72610	599	141213865	01/22/2021	CINTAS	49.49
141	72610	599	141213865	01/22/2021	CINTAS	49.49
141	72610	599	141213865	01/22/2021	CINTAS	45.25
141	72610	599	141213865	01/22/2021	CINTAS	45.25
141	72610	599	141213865	01/22/2021	CINTAS	45.25
141	72610	599	141213865	01/22/2021	CINTAS	45.25
141	72610	599	141213865	01/22/2021	CINTAS	45.25
141	72610	599	141213865	01/22/2021	CINTAS	45.25
141	72610	599	141213865	01/22/2021	CINTAS	67.86
141	72610	599	141213865	01/22/2021	CINTAS	67.86
141	72610	599	141213865	01/22/2021	CINTAS	67.86
141	72610	599	141213865	01/22/2021	CINTAS	67.86
141	72610	599	141213865	01/22/2021	CINTAS	25.00
141	72610	599	141213865	01/22/2021	CINTAS	25.00
141	72610	599	141213865	01/22/2021	CINTAS	25.00
141	72610	599	141213865	01/22/2021	CINTAS	25.00
141	72610	599	141213865	01/22/2021	CINTAS	25.00
141	72620	599	141213865	01/22/2021	CINTAS	471.56
141	72620	599	141213865	01/22/2021	CINTAS	428.03
141	72620	599	141213865	01/22/2021	CINTAS	428.03
141	72620	599	141213865	01/22/2021	CINTAS	428.03
141	72620	499	141213866	01/22/2021	CITY ELECTRIC SUPPLY	726.76
141	72620	499	141213866	01/22/2021	CITY ELECTRIC SUPPLY	2,900.00
141	72620	499	141213866	01/22/2021	CITY ELECTRIC SUPPLY	38.00
141	72620	499	141213866	01/22/2021	CITY ELECTRIC SUPPLY	996.58
141	72620	499	141213866	01/22/2021	CITY ELECTRIC SUPPLY	376.85
141	72620	599	141213867	01/22/2021	CLARK, LOGAN	70.76

		CHECK CHECK				
FND	ACCT	OBJ	NUMBER	DATE	VENDOR	AMOUNT
141	72210	432	141213868	01/22/2021	DEMCO	632.45
141	72710	207	141213869	01/22/2021	DIRECT HEALTH CARE	350.00
141	71100	499	141213871	01/22/2021	FISHER SCIENTIFIC CO	76.80
141	71100	499	141213871	01/22/2021	FISHER SCIENTIFIC CO	57.70
141	71100	499	141213871	01/22/2021	FISHER SCIENTIFIC CO	77.00
141	71100	499	141213871	01/22/2021	FISHER SCIENTIFIC CO	100.28
141	71100	499	141213871	01/22/2021	FISHER SCIENTIFIC CO	389.49
141	71100	499	141213871	01/22/2021	FISHER SCIENTIFIC CO	327.77
141	72610	399	141213872	01/22/2021	FLEENOR SECURITY SYS	75.00
141	72610	399	141213872	01/22/2021	FLEENOR SECURITY SYS	61.50
141	72210	432	141213873	01/22/2021	FOLLETT SCHOOL SOLUT	377.41
141	71300	429	141213874	01/22/2021	FOOD CITY	500.00
141	72250	499	141213875	01/22/2021	GOVCONNECTION, INC	471.80
141	72610	499	141213876	01/22/2021	GREENE COUNTY KUBOTA	324.96
141	72610	499	141213876	01/22/2021	GREENE COUNTY KUBOTA	985.60
141	72610	499	141213876	01/22/2021	GREENE COUNTY KUBOTA	197.34
141	72610	499	141213876	01/22/2021	GREENE COUNTY KUBOTA	184.65
141	72610	499	141213876	01/22/2021	GREENE COUNTY KUBOTA	189.13
141	72610	499	141213876	01/22/2021	GREENE COUNTY KUBOTA	19.66
141	72710	424	141213877	01/22/2021	GREENEVILLE OIL & PE	457.70
141	72230	355	141213878	01/22/2021	HALE, CHARLES	94.94
141	71300	429	141213879	01/22/2021	INGLES	400.00
141	73300	599	141213880	01/22/2021	JOHNSON, KRYSTAL	35.15
141	72610	454	141213881	01/22/2021	JOHNSON CITY UTILITY	355.74
141	72610	454	141213881	01/22/2021	JOHNSON CITY UTILITY	485.37
141	72610	454	141213881	01/22/2021	JOHNSON CITY UTILITY	975.87
141	72610	359	141213881	01/22/2021	JOHNSON CITY UTILITY	624.50
141	72610	359	141213881	01/22/2021	JOHNSON CITY UTILITY	639.50
141	72610	359	141213881	01/22/2021	JOHNSON CITY UTILITY	110.00
141	72610	359	141213881	01/22/2021	JOHNSON CITY UTILITY	129.50
141	72610	359	141213881	01/22/2021	JOHNSON CITY UTILITY	140.42
141	72610	359	141213881	01/22/2021	JOHNSON CITY UTILITY	136.29
141	72610	359	141213881	01/22/2021	JOHNSON CITY UTILITY	146.62
141	72610	454	141213881	01/22/2021	JOHNSON CITY UTILITY	1,503.45
141	72610	454	141213881	01/22/2021	JOHNSON CITY UTILITY	22.08
141	72610	454	141213881	01/22/2021	JOHNSON CITY UTILITY	1,122.40
141	72610	359	141213881	01/22/2021	JOHNSON CITY UTILITY	6,648.00
141	72610	359	141213881	01/22/2021	JOHNSON CITY UTILITY	267.80
141	72610	359	141213882	01/22/2021	JONESBOROUGH WATER D	120.00
141	72610	454	141213882	01/22/2021	JONESBOROUGH WATER D	60.76
141	72210	432	141213883	01/22/2021	JUNIOR LIBRARY GUILD	1,129.40
141	72610	399	141213884	01/22/2021	LEO'S PEST CONTROL	125.00
141	72610	399	141213884	01/22/2021	LEO'S PEST CONTROL	100.00
141	72610	399	141213884	01/22/2021	LEO'S PEST CONTROL	30.00
141	72610	399	141213884	01/22/2021	LEO'S PEST CONTROL	100.00
141	72610	399	141213884	01/22/2021	LEO'S PEST CONTROL	90.00
141	72610	399	141213884	01/22/2021	LEO'S PEST CONTROL	150.00
141	72610	399	141213884	01/22/2021	LEO'S PEST CONTROL	60.00
141	72220	355	141213885	01/22/2021	LOYD, KATHY	77.08
141	72610	399	141213886	01/22/2021	MCLLAIN'S PEST CONTR	50.00
141	72710	599	141213887	01/22/2021	MID-SOUTH BUS CENTER	770.00
141	72220	399	141213888	01/22/2021	MINI MIRACLES THERAP	3,005.00
141	72220	399	141213888	01/22/2021	MINI MIRACLES THERAP	375.00
141	71100	429	141213889	01/22/2021	NASCO	63.84
141	71100	429	141213890	01/22/2021	OFFICE DEPOT	199.89
141	71100	429	141213890	01/22/2021	OFFICE DEPOT	196.80

		CHECK CHECK				
FND	ACCT	OBJ	NUMBER	DATE	VENDOR	AMOUNT
141	71100	429	141213890	01/22/2021	OFFICE DEPOT	98.45
141	71100	429	141213890	01/22/2021	OFFICE DEPOT	199.09
141	71100	429	141213890	01/22/2021	OFFICE DEPOT	188.12
141	71100	429	141213890	01/22/2021	OFFICE DEPOT	199.89
141	71100	499	141213890	01/22/2021	OFFICE DEPOT	122.85
141	72210	336	141213890	01/22/2021	OFFICE DEPOT	299.99
141	71100	299	141213891	01/22/2021	THE OMNI GROUP	87.00
141	72610	399	141213892	01/22/2021	PREMIER FIRE PROTECT	150.00
141	72610	328	141213893	01/22/2021	PREMIERE BUILDING MA	5,285.25
141	72610	328	141213893	01/22/2021	PREMIERE BUILDING MA	5,822.48
141	72610	328	141213893	01/22/2021	PREMIERE BUILDING MA	3,397.42
141	72610	328	141213893	01/22/2021	PREMIERE BUILDING MA	5,307.39
141	72610	328	141213893	01/22/2021	PREMIERE BUILDING MA	4,555.12
141	72610	328	141213893	01/22/2021	PREMIERE BUILDING MA	5,525.34
141	72610	328	141213893	01/22/2021	PREMIERE BUILDING MA	4,161.20
141	72610	328	141213893	01/22/2021	PREMIERE BUILDING MA	4,113.70
141	72610	328	141213893	01/22/2021	PREMIERE BUILDING MA	12,530.10
141	72610	328	141213893	01/22/2021	PREMIERE BUILDING MA	12,530.10
141	72610	328	141213893	01/22/2021	PREMIERE BUILDING MA	5,836.02
141	72610	328	141213893	01/22/2021	PREMIERE BUILDING MA	5,959.28
141	72610	328	141213893	01/22/2021	PREMIERE BUILDING MA	-2,331.89
141	71100	429	141213894	01/22/2021	QUILL LLC	114.75
141	71100	429	141213894	01/22/2021	QUILL LLC	46.78
141	72320	399	141213895	01/22/2021	RICOH USA, INC	108.52
141	71100	429	141213896	01/22/2021	SCHOLASTIC MAGAZINES	176.72
141	71100	429	141213896	01/22/2021	SCHOLASTIC MAGAZINES	196.35
141	71100	429	141213897	01/22/2021	SCHOLASTIC BOOK CLUB	56.00
141	71100	429	141213898	01/22/2021	SCHOOL SPECIALTY INC	135.89
141	71100	429	141213898	01/22/2021	SCHOOL SPECIALTY INC	67.14
141	71100	429	141213898	01/22/2021	SCHOOL SPECIALTY INC	88.20
141	72250	499	141213899	01/22/2021	SHIELDS ELECTRONICS	486.25
141	72620	701	141213899	01/22/2021	SHIELDS ELECTRONICS	1,548.00
141	72610	399	141213900	01/22/2021	STATE OF TENNESSEE	55.00
141	72610	399	141213900	01/22/2021	STATE OF TENNESSEE	55.00
141	71100	429	141213901	01/22/2021	STUDIES WEEKLY	382.50
141	71100	429	141213902	01/22/2021	TEACHERS SYNERGY, LL	114.23
141	71100	429	141213902	01/22/2021	TEACHERS SYNERGY, LL	98.74
141	72620	599	141213903	01/22/2021	TEG ENTERPRISES	62.40
141	72710	599	141213905	01/22/2021	TENN DEPT OF SAFETY	4.00
141	72310	599	141213906	01/22/2021	TENN SCHOOL BOARDS A	125.00
141	72310	599	141213906	01/22/2021	TENN SCHOOL BOARDS A	5,125.00
141	72310	599	141213906	01/22/2021	TENN SCHOOL BOARDS A	2,800.00
141	71100	429	141213907	01/22/2021	TENNESSEE OFFICE SUP	299.31
141	71100	429	141213907	01/22/2021	TENNESSEE OFFICE SUP	29.73
141	72320	435	141213907	01/22/2021	TENNESSEE OFFICE SUP	129.49
141	72320	435	141213907	01/22/2021	TENNESSEE OFFICE SUP	7.62
141	72210	432	141213907	01/22/2021	TENNESSEE OFFICE SUP	778.62
141	72710	453	141213909	01/22/2021	TRUCK PRO	365.74
141	99100	590	141213910	01/22/2021	WASHINGTON COUNTY DE	260,000.00
141	72710	599	141213911	01/22/2021	WASHINGTON COUNTY CO	22.50
141	72710	729	141213912	01/22/2021	WILSON COUNTY MOTORS	37,301.60
141	71100	399	141213913	01/26/2021	ETSU UNIVERSITY SCHO	578,077.61
141	72210	355	141213914	01/26/2021	MCKINNEY, TWANA	31.96
141	72310	599	141213915	01/26/2021	SIMMS PIZZERIA	300.00
141	71200	599	141213916	01/26/2021	VERIZON WIRELESS	59.72
141	72320	307	141213916	01/26/2021	VERIZON WIRELESS	2,227.51

		CHECK CHECK				
FND	ACCT	OBJ	NUMBER	DATE	VENDOR	AMOUNT
141	72710	599	141213917	01/26/2021	WASHINGTON COUNTY CO	31.00
141	72710	599	141213917	01/26/2021	WASHINGTON COUNTY CO	31.00
141	72710	330	141213918	01/29/2021	ALLY	331.59
141	71100	299	141213919	01/29/2021	AMERICAN FIDELITY	35.00
141	71100	299	141213919	01/29/2021	AMERICAN FIDELITY	1,239.20
141	72620	499	141213920	01/29/2021	AMERICAN TECHLABS LL	882.00
141	72620	499	141213921	01/29/2021	AMERICAN SPORTS FIEL	8,200.00
141	71100	299	141213922	01/29/2021	AMERICAN BENEFIT ADM	200.00
141	71100	299	141213923	01/29/2021	ARNOLD, JAIME	135.00
141	71100	499	141213924	01/29/2021	BOONES CREEK ELEMENT	579.52
141	72250	499	141213925	01/29/2021	CDW GOVERNMENT, INC	140.28
141	72250	499	141213925	01/29/2021	CDW GOVERNMENT, INC	134.47
141	71100	299	141213926	01/29/2021	CHLIC	1,180.04
141	72320	307	141213927	01/29/2021	COMCAST	77.27
141	71100	499	141213928	01/29/2021	DANIEL BOONE HIGH SC	852.58
141	71100	499	141213928	01/29/2021	DANIEL BOONE HIGH SC	306.76
141	71100	499	141213929	01/29/2021	DAVID CROCKETT HIGH	629.80
141	71100	499	141213929	01/29/2021	DAVID CROCKETT HIGH	208.08
141	72130	499	141213930	01/29/2021	DCHS DIGITAL GRAPHIC	200.00
141	71300	429	141213931	01/29/2021	EAST TENNESSEE MILLW	670.00
141	71100	499	141213932	01/29/2021	FALL BRANCH SCHOOL	124.80
141	71300	429	141213933	01/29/2021	FOSTER SIGNS	60.00
141	71300	429	141213933	01/29/2021	FOSTER SIGNS	60.00
141	72130	499	141213934	01/29/2021	FREE SPIRIT PUBLISHI	373.39
141	72250	499	141213935	01/29/2021	GOVCONNECTION, INC	60.95
141	72250	499	141213935	01/29/2021	GOVCONNECTION, INC	169.00
141	72250	499	141213935	01/29/2021	GOVCONNECTION, INC	39.84
141	71100	499	141213935	01/29/2021	GOVCONNECTION, INC	4,558.40
141	71100	499	141213935	01/29/2021	GOVCONNECTION, INC	4,558.40
141	71100	499	141213936	01/29/2021	GRANDVIEW ELEMENTARY	463.02
141	71100	499	141213937	01/29/2021	GRAY ELEMENTARY SCHO	123.28
141	72320	399	141213938	01/29/2021	GREAT AMERICA FINANC	169.98
141	72620	499	141213939	01/29/2021	HOBBS & ASSOCIATES	818.00
141	71100	499	141213940	01/29/2021	J W PEPPER & SON, IN	310.81
141	71100	499	141213940	01/29/2021	J W PEPPER & SON, IN	97.38
141	71100	499	141213940	01/29/2021	J W PEPPER & SON, IN	32.24
141	71100	429	141213940	01/29/2021	J W PEPPER & SON, IN	27.99
141	71100	429	141213940	01/29/2021	J W PEPPER & SON, IN	104.92
141	71100	429	141213940	01/29/2021	J W PEPPER & SON, IN	2.25
141	71100	429	141213940	01/29/2021	J W PEPPER & SON, IN	0.50
141	71100	429	141213940	01/29/2021	J W PEPPER & SON, IN	31.98
141	71100	499	141213941	01/29/2021	JONESBOROUGH ELEMENT	107.95
141	73901	499	141213941	01/29/2021	JONESBOROUGH ELEMENT	172.56
141	72610	454	141213942	01/29/2021	JONESBOROUGH WATER D	72.53
141	72610	359	141213942	01/29/2021	JONESBOROUGH WATER D	297.53
141	72610	454	141213942	01/29/2021	JONESBOROUGH WATER D	56.71
141	72610	454	141213942	01/29/2021	JONESBOROUGH WATER D	23.70
141	72610	454	141213942	01/29/2021	JONESBOROUGH WATER D	274.33
141	72610	454	141213942	01/29/2021	JONESBOROUGH WATER D	145.13
141	72610	359	141213942	01/29/2021	JONESBOROUGH WATER D	570.00
141	72610	454	141213942	01/29/2021	JONESBOROUGH WATER D	155.93
141	72610	359	141213942	01/29/2021	JONESBOROUGH WATER D	570.00
141	72610	454	141213942	01/29/2021	JONESBOROUGH WATER D	260.29
141	71100	499	141213943	01/29/2021	JONESBOROUGH MIDDLE	81.40
141	71100	499	141213944	01/29/2021	LAMAR SCHOOL	137.38
141	71300	429	141213945	01/29/2021	MARLO BEAUTY SUPPLY	457.39

		CHECK CHECK				
FND	ACCT	OBJ	NUMBER	DATE	VENDOR	AMOUNT
141	72510	355	141213946	01/29/2021	MASTERS, PAUL	18.80
141	71100	206	141213947	01/29/2021	AMERICAN UNITED LIFE	1,500.00
141	71100	299	141213947	01/29/2021	AMERICAN UNITED LIFE	679.33
141	71200	206	141213947	01/29/2021	AMERICAN UNITED LIFE	281.00
141	71300	206	141213947	01/29/2021	AMERICAN UNITED LIFE	130.50
141	72110	206	141213947	01/29/2021	AMERICAN UNITED LIFE	4.40
141	72120	206	141213947	01/29/2021	AMERICAN UNITED LIFE	44.30
141	72130	206	141213947	01/29/2021	AMERICAN UNITED LIFE	77.80
141	72210	206	141213947	01/29/2021	AMERICAN UNITED LIFE	92.10
141	72220	206	141213947	01/29/2021	AMERICAN UNITED LIFE	47.30
141	72230	206	141213947	01/29/2021	AMERICAN UNITED LIFE	6.10
141	72320	206	141213947	01/29/2021	AMERICAN UNITED LIFE	17.40
141	72410	206	141213947	01/29/2021	AMERICAN UNITED LIFE	179.50
141	72510	206	141213947	01/29/2021	AMERICAN UNITED LIFE	6.00
141	72610	206	141213947	01/29/2021	AMERICAN UNITED LIFE	69.50
141	72620	206	141213947	01/29/2021	AMERICAN UNITED LIFE	28.10
141	72710	206	141213947	01/29/2021	AMERICAN UNITED LIFE	151.70
141	72810	206	141213947	01/29/2021	AMERICAN UNITED LIFE	7.60
141	73100	206	141213947	01/29/2021	AMERICAN UNITED LIFE	166.40
141	72250	206	141213947	01/29/2021	AMERICAN UNITED LIFE	47.90
141	71100	116	141213947	01/29/2021	AMERICAN UNITED LIFE	509.76
141	72210	432	141213948	01/29/2021	OVERDRIVE	5,248.00
141	72210	432	141213948	01/29/2021	OVERDRIVE	5,195.48
141	72210	432	141213948	01/29/2021	OVERDRIVE	315.06
141	72210	432	141213948	01/29/2021	OVERDRIVE	842.85
141	72620	499	141213949	01/29/2021	PIONEER MANUFACTURIN	8,200.00
141	72610	399	141213950	01/29/2021	PREMIER FIRE PROTECT	640.00
141	72320	435	141213951	01/29/2021	QUALITY TROPHY & ENG	45.00
141	72250	499	141213952	01/29/2021	QUILL LLC	12.59
141	72250	499	141213952	01/29/2021	QUILL LLC	12.59
141	72250	499	141213952	01/29/2021	QUILL LLC	194.16
141	72250	499	141213952	01/29/2021	QUILL LLC	283.02
141	72250	499	141213952	01/29/2021	QUILL LLC	264.03
141	71100	429	141213953	01/29/2021	REALLY GOOD STUFF	40.96
141	72320	399	141213954	01/29/2021	RICOH USA INC	202.64
141	71100	499	141213955	01/29/2021	RIDGEVIEW ELEMENTARY	120.50
141	72210	336	141213956	01/29/2021	SCANTRON CORPORATION	832.00
141	71100	429	141213957	01/29/2021	SCHOOL SPECIALTY INC	28.06
141	71100	429	141213957	01/29/2021	SCHOOL SPECIALTY INC	192.64
141	72310	599	141213958	01/29/2021	SHRED A WAY	40.00
141	72310	599	141213958	01/29/2021	SHRED A WAY	40.00
141	71100	499	141213959	01/29/2021	SOUTH CENTRAL SCHOOL	144.00
141	72610	399	141213960	01/29/2021	STATE OF TENNESSEE	60.00
141	71100	499	141213961	01/29/2021	SULPHUR SPRINGS SCHO	85.12
141	71100	210	141213962	01/29/2021	TN DEPT OF LABOR & W	823.35
141	71100	299	141213963	01/29/2021	TRUSTMARK SOLUTIONS	50.51
141	71100	429	141213964	01/29/2021	UNITED ART AND EDUCA	458.39
141	72610	399	141213965	01/29/2021	VALLEY PROTEINS	300.00
141	72610	399	141213965	01/29/2021	VALLEY PROTEINS	600.00
141	72610	399	141213965	01/29/2021	VALLEY PROTEINS	600.00
141	72610	399	141213965	01/29/2021	VALLEY PROTEINS	300.00
141	72610	399	141213965	01/29/2021	VALLEY PROTEINS	300.00
141	71100	429	141213966	01/29/2021	WEST MUSIC	19.99
141	71100	499	141213967	01/29/2021	WEST VIEW SCHOOL	134.94
141	71100	429	141213968	01/29/2021	WOODWIND & BRASSWIND	61.00

<u>FND</u>	<u>ACCT</u>	<u>OBJ</u>	<u>CHECK</u>	<u>CHECK</u>	<u>VENDOR</u>	<u>AMOUNT</u>
			<u>NUMBER</u>	<u>DATE</u>		
					Totals for checks	1,520,588.80

FUND SUMMARY

<u>FUND</u>	<u>DESCRIPTION</u>	<u>BALANCE SHEET</u>	<u>REVENUE</u>	<u>EXPENSE</u>	<u>TOTAL</u>
141	GENERAL PURPOSE SCHOOL	0.00	0.00	1,520,588.80	1,520,588.80
***	Fund Summary Totals ***	0.00	0.00	1,520,588.80	1,520,588.80

***** End of report *****

Fnd T Acct	Obj Prj Loc	Prg Description	2020-21 Budget	January 2020-21 Monthly Activity	2020-21 FYTD Activity	Encumbered Amount	Unexpended Balance - YTD Act	2020-21 FYTD %
71100		REGULAR INSTRUCTION						
141 E 71100	116 000 000000	REGULAR TEACHERS	23,413,503.00	1,773,284.75	9,026,504.50	0.00	14,386,998.50	38.55
141 E 71100	117 000 000000	CAREER LADDER PROGRAM	107,865.00	0.00	30,181.10	0.00	77,683.90	27.98
141 E 71100	127 000 000000	CAREER LADDER EXTENDED CONTRAC	0.00	0.00	0.00	0.00	0.00	0.00
141 E 71100	128 000 000000	HOMEBOUND TEACHERS	15,300.00	580.00	3,120.00	0.00	12,180.00	20.39
141 E 71100	163 000 000000	EDUCATIONAL ASSISTANTS	1,367,480.00	82,783.81	505,302.55	0.00	862,177.45	36.95
141 E 71100	188 000 000000	BONUS PAYMENTS	0.00	0.00	0.00	0.00	0.00	0.00
141 E 71100	195 000 000000	CERTIFIED SUBSTITUTE TEACHERS	200,000.00	25,470.77	115,700.27	0.00	84,299.73	57.85
141 E 71100	198 000 000000	NON-CERTIFIED SUBSTITUTE TEACH	302,000.00	5,739.00	33,638.94	0.00	268,361.06	11.14
141 E 71100	201 000 000000	SOCIAL SECURITY	1,575,181.00	107,459.81	554,162.80	0.00	1,021,018.20	35.18
141 E 71100	201 000 000000		0.00	0.00	0.00	0.00	0.00	0.00
141 E 71100	204 000 000000	STATE RETIREMENT	2,548,631.00	181,585.26	924,052.44	0.00	1,624,578.56	36.26
141 E 71100	206 000 000000	LIFE INSURANCE	15,000.00	1,500.00	7,500.00	0.00	7,500.00	50.00
141 E 71100	207 000 000000	MEDICAL INSURANCE	4,359,166.00	405,780.99	1,967,396.43	0.00	2,391,769.57	45.13
141 E 71100	210 000 000000	UNEMPLOYMENT COMPENSATION	32,000.00	823.35	13,117.66	0.00	18,882.34	40.99
141 E 71100	212 000 000000	EMPLOYER MEDICARE	368,389.00	25,460.38	131,347.27	0.00	237,041.73	35.65
141 E 71100	212 000 000000		0.00	0.00	0.00	0.00	0.00	0.00
141 E 71100	217 000 000000	RETIREMENT-HYBRID STABILIZATIO	108,000.00	0.00	31,711.27	0.00	76,288.73	29.36
141 E 71100	299 000 000000	OTHER FRINGE BENEFITS	80,000.00	-412.20	13,598.46	0.00	66,401.54	17.00
141 E 71100	336 000 000000	MAINTENANCE AND REPAIR SERVICE	0.00	0.00	0.00	0.00	0.00	0.00
141 E 71100	399 000 000000	OTHER CONTRACTED SERVICES	4,118,768.00	578,077.61	2,113,664.85	0.00	2,005,103.15	51.32
141 E 71100	429 000 000000	INSTRUCTIONAL SUPPLIES & MATER	200,000.00	553.62	2,225.67	0.00	197,774.33	1.11
141 E 71100	429 000 00002 000	INSTRUCTIONAL SUPPLIES-ASBURY	0.00	11.76	504.41	0.00	-504.41	0.00
141 E 71100	429 000 00003 000	INSTRUCTIONAL SUPPLIES-MIDWAY	0.00	0.00	392.52	0.00	-392.52	0.00
141 E 71100	429 000 00004 000	INSTRUCTIONAL SUPPLIES-BCES	0.00	1,828.71	12,919.96	0.00	-12,919.96	0.00
141 E 71100	429 000 00005 000	INSTRUCTIONAL SUPPLIES-BCMS	0.00	0.00	0.00	0.00	0.00	0.00
141 E 71100	429 000 00006 000	INSTRUCTIONAL SUPPLIES-GVES	0.00	8,109.18	11,875.71	0.00	-11,875.71	0.00
141 E 71100	429 000 00007 000	INSTRUCTIONAL SUPPLIES-FBES	0.00	212.38	3,734.06	0.00	-3,734.06	0.00
141 E 71100	429 000 00008 000	INSTRUCTIONAL SUPPLIES-GES	0.00	1,723.60	9,050.18	0.00	-9,050.18	0.00
141 E 71100	429 000 00009 000	INSTRUCTIONAL SUPPLIES-JES	0.00	1,773.08	9,377.37	0.00	-9,377.37	0.00
141 E 71100	429 000 00010 000	INSTRUCTIONAL SUPPLIES-JMS	0.00	903.82	8,398.87	0.00	-8,398.87	0.00
141 E 71100	429 000 00011 000	INSTRUCTIONAL SUPPLIES-LES	0.00	618.03	7,807.36	0.00	-7,807.36	0.00
141 E 71100	429 000 00012 000	INSTRUCTIONAL SUPPLIES-SCES	0.00	169.69	6,181.25	0.00	-6,181.25	0.00
141 E 71100	429 000 00013 000	INSTRUCTIONAL SUPPLIES-SSES	0.00	0.00	8,578.88	0.00	-8,578.88	0.00
141 E 71100	429 000 00014 000	INSTRUCTIONAL SUPPLIES-WVES	0.00	619.31	7,428.61	0.00	-7,428.61	0.00
141 E 71100	429 000 00015 000	INSTRUCTIONAL SUPPLIES-DBHS	0.00	187.89	8,255.42	0.00	-8,255.42	0.00
141 E 71100	429 000 00016 000	INSTRUCTIONAL SUPPLIES-DCHS	0.00	3,950.14	17,232.35	0.00	-17,232.35	0.00
141 E 71100	429 000 00025 000	INSTRUCTIONAL SUPPLIES-RVES	0.00	1,519.53	13,279.01	0.00	-13,279.01	0.00
141 E 71100	449 000 000000	TEXTBOOKS	885,000.00	0.00	1,090,675.47	0.00	-205,675.47	123.24

Fnd T Acct		Obj Prj Loc	Prg	Account Level Description	2020-21 Budget	January 2020-21 Monthly Activity	2020-21 FYTD Activity	Encumbered Amount	Unexpended Balance - YTD Act	2020-21 FYTD %
71100 REGULAR INSTRUCTION										
141 E	71100	499 000	00000 000	OTHER SUPPLIES AND MATERIALS	452,832.00	3,574.39	211,903.37	0.00	240,928.63	46.80
141 E	71100	499 000	00000 100	OTHER SUPPLIES-CIVICS GRANT	0.00	0.00	3,255.21	0.00	-3,255.21	0.00
141 E	71100	499 000	00000 802	INSTR. SCIENCE CLASS SUPPLIES	24,000.00	4,808.23	16,536.75	0.00	7,463.25	68.90
141 E	71100	499 000	00002 000	OTHER SUPPLIES & MAT.-ASBURY	0.00	0.00	0.00	0.00	0.00	0.00
141 E	71100	499 000	00003 000	OTHER SUPPLIES & MAT.-MIDWAY	0.00	0.00	0.00	0.00	0.00	0.00
141 E	71100	499 000	00004 000	OTHER SUPPLIES & MAT.-BCES	0.00	0.00	0.00	0.00	0.00	0.00
141 E	71100	499 000	00005 000	OTHER SUPPLIES & MAT.-BCMS	0.00	0.00	0.00	0.00	0.00	0.00
141 E	71100	499 000	00006 000	OTHER SUPPLIES & MAT.-GVES	0.00	0.00	0.00	0.00	0.00	0.00
141 E	71100	499 000	00007 000	OTHER SUPPLIES & MAT.-FBES	0.00	0.00	0.00	0.00	0.00	0.00
141 E	71100	499 000	00008 000	OTHER SUPPLIES & MAT.-GES	0.00	0.00	0.00	0.00	0.00	0.00
141 E	71100	499 000	00009 000	OTHER SUPPLIES & MAT.-JES	0.00	0.00	0.00	0.00	0.00	0.00
141 E	71100	499 000	00010 000	OTHER SUPPLIES & MAT.-JMS	0.00	0.00	0.00	0.00	0.00	0.00
141 E	71100	499 000	00011 000	OTHER SUPPLIES & MAT.-LES	0.00	0.00	0.00	0.00	0.00	0.00
141 E	71100	499 000	00012 000	OTHER SUPPLIES & MAT.-SCES	0.00	0.00	0.00	0.00	0.00	0.00
141 E	71100	499 000	00013 000	OTHER SUPPLIES & MAT.-SSES	0.00	0.00	0.00	0.00	0.00	0.00
141 E	71100	499 000	00014 000	OTHER SUPPLIES & MAT.-WVES	0.00	0.00	0.00	0.00	0.00	0.00
141 E	71100	499 000	00015 000	OTHER SUPPLIES & MAT.-DBHS	0.00	6,215.95	8,574.77	0.00	-8,574.77	0.00
141 E	71100	499 000	00016 000	OTHER SUPPLIES & MAT.-DCHS	0.00	5,378.18	31,400.42	0.00	-31,400.42	0.00
141 E	71100	499 000	00025 000	OTHER SUPPLIES & MAT.-RVES	0.00	0.00	0.00	0.00	0.00	0.00
141 E	71100	599 000	00000 000	OTHER CHARGES	0.00	0.00	0.00	0.00	0.00	0.00
141 E 71100 --- --- ----- ---					40,173,115.00	3,230,291.02	16,960,586.16	0.00	23,212,528.84	42.22
71200 SPECIAL EDUCATION PROGRAM										
141 E	71200	116 000	00000 000	SP.ED. TEACHERS	2,448,912.00	207,066.48	1,043,957.47	0.00	1,404,954.53	42.63
141 E	71200	117 000	00000 000	CAREER LADDER PROGRAM	12,000.00	0.00	3,000.00	0.00	9,000.00	25.00
141 E	71200	128 000	00000 000	HOMEBOUND TEACHERS	20,400.00	1,370.00	8,010.00	0.00	12,390.00	39.26
141 E	71200	163 000	00000 000	EDUCATIONAL ASSISTANTS	348,333.00	17,140.06	112,696.82	0.00	235,636.18	32.35
141 E	71200	171 000	00000 000	SPEECH PATHOLOGIST	198,272.00	16,522.67	82,613.35	0.00	115,658.65	41.67
141 E	71200	189 000	00000 000	OTHER SALARIES	167,242.00	7,325.74	59,285.30	0.00	107,956.70	35.45
141 E	71200	195 000	00000 000	CERTIFIED SUBSTITUTE TEACHERS	20,000.00	700.00	2,870.00	0.00	17,130.00	14.35
141 E	71200	198 000	00000 000	NON-CERTIFIED SUBSTITUTE TEACH	65,000.00	525.00	2,415.00	0.00	62,585.00	3.72
141 E	71200	201 000	00000 000	SOCIAL SECURITY	203,370.00	14,367.19	76,225.50	0.00	127,144.50	37.48
141 E	71200	204 000	00000 000	STATE RETIREMENT	324,740.00	24,036.68	125,744.16	0.00	198,995.84	38.72
141 E	71200	206 000	00000 000	LIFE INSURANCE	2,810.00	281.00	1,405.00	0.00	1,405.00	50.00

Account Level						2020-21	January 2020-21	2020-21	Encumbered	Unexpended	2020-21
Fnd	T Acct	Obj	Prj	Loc	Prg Description	Budget	Monthly Activity	FYTD Activity	Amount	Balance - YTD Act	FYTD %
71200					SPECIAL EDUCATION PROGRAM						
141	E 71200	207	000	00000	000 MEDICAL INSURANCE	522,602.00	52,529.53	256,283.20	0.00	266,318.80	49.04
141	E 71200	212	000	00000	000 EMPLOYER MEDICARE	47,562.00	3,360.06	17,827.01	0.00	29,734.99	37.48
141	E 71200	299	000	00000	000 OTHER FRINGE BENEFITS	0.00	0.00	0.00	0.00	0.00	0.00
141	E 71200	399	000	00000	000 OTHER CONTRACTED SERVICES	6,000.00	0.00	0.00	0.00	6,000.00	0.00
141	E 71200	429	000	00000	000 INSTRUCTIONAL SUPPLIES & MATER	22,400.00	72.60	8,411.10	0.00	13,988.90	37.55
141	E 71200	429	000	00002	000 INSTRUCTIONAL SUP. & MAT.-ASBU	0.00	0.00	0.00	0.00	0.00	0.00
141	E 71200	429	000	00003	000 INSTRUCTIONAL SUP. & MAT.-MIDW	0.00	0.00	0.00	0.00	0.00	0.00
141	E 71200	429	000	00004	000 INSTRUCTIONAL SUP. & MAT.-BCES	0.00	0.00	2,202.96	0.00	-2,202.96	0.00
141	E 71200	429	000	00005	000 INSTRUCTIONAL SUP. & MAT.-BCMS	0.00	0.00	0.00	0.00	0.00	0.00
141	E 71200	429	000	00006	000 INSTRUCTIONAL SUP. & MAT.-GVES	0.00	0.00	825.44	0.00	-825.44	0.00
141	E 71200	429	000	00007	000 INSTRUCTIONAL SUP. & MAT.-FBES	0.00	0.00	198.65	0.00	-198.65	0.00
141	E 71200	429	000	00008	000 INSTRUCTIONAL SUP. & MAT.-GES	0.00	67.45	350.03	0.00	-350.03	0.00
141	E 71200	429	000	00009	000 INSTRUCTIONAL SUP. & MAT.-JES	0.00	0.00	756.68	0.00	-756.68	0.00
141	E 71200	429	000	00010	000 INSTRUCTIONAL SUP. & MAT.-JMS	0.00	0.00	397.00	0.00	-397.00	0.00
141	E 71200	429	000	00011	000 INSTRUCTIONAL SUP. & MAT.-LES	0.00	201.54	697.03	0.00	-697.03	0.00
141	E 71200	429	000	00012	000 INSTRUCTIONAL SUP. & MAT.-SCES	0.00	0.00	179.78	0.00	-179.78	0.00
141	E 71200	429	000	00013	000 INSTRUCTIONAL SUP. & MAT.-SSES	0.00	0.00	198.92	0.00	-198.92	0.00
141	E 71200	429	000	00014	000 INSTRUCTIONAL SUP. & MAT.-WVES	0.00	0.00	577.82	0.00	-577.82	0.00
141	E 71200	429	000	00015	000 INSTRUCTIONAL SUP. & MAT.-DBHS	0.00	0.00	988.84	0.00	-988.84	0.00
141	E 71200	429	000	00016	000 INSTRUCTIONAL SUP. & MAT.-DCHS	0.00	200.00	792.79	0.00	-792.79	0.00
141	E 71200	429	000	00025	000 INSTRUCTIONAL SUP. & MAT.-RVES	0.00	0.00	1,169.82	0.00	-1,169.82	0.00
141	E 71200	599	000	00000	000 OTHER CHARGES	6,140.00	59.72	421.80	0.00	5,718.20	6.87
141	E 71200	---	---	-----	---	4,415,783.00	345,825.72	1,810,501.47	0.00	2,605,281.53	41.00
						=====	=====	=====	=====	=====	=====
71300					VOCATIONAL EDUCATION PROGRAM						
141	E 71300	116	000	00000	000 VOCATIONAL TEACHERS	1,677,424.00	143,505.52	763,503.29	0.00	913,920.71	45.52
141	E 71300	117	000	00000	000 CAREER LADDER PROGRAM	2,000.00	0.00	0.00	0.00	2,000.00	0.00
141	E 71300	163	000	00000	000 EDUCATIONAL ASSISTANTS	12,400.00	0.00	0.00	0.00	12,400.00	0.00
141	E 71300	195	000	00000	000 CERTIFIED SUBSTITUTE TEACHERS	20,000.00	0.00	2,590.00	0.00	17,410.00	12.95
141	E 71300	198	000	00000	000 NON-CERTIFIED SUBSTITUTE TEACH	25,000.00	0.00	630.00	0.00	24,370.00	2.52
141	E 71300	201	000	00000	000 SOCIAL SECURITY	107,683.00	8,429.80	45,076.69	0.00	62,606.31	41.86
141	E 71300	204	000	00000	000 STATE RETIREMENT	173,668.00	14,250.84	75,897.04	0.00	97,770.96	43.70
141	E 71300	206	000	00000	000 LIFE INSURANCE	1,305.00	130.50	652.50	0.00	652.50	50.00
141	E 71300	207	000	00000	000 MEDICAL INSURANCE	241,465.00	27,338.59	134,248.32	0.00	107,216.68	55.60

Fnd T	Acct	Obj	Prj	Loc	Prg	Account Level Description	2020-21 Budget	January 2020-21 Monthly Activity	2020-21 FYTD Activity	Encumbered Amount	Unexpended Balance - YTD Act	2020-21 FYTD %
72210						SUPPORT REGULAR INSTRUCTION						
141 E	72210	336	000	00000	000	MAINTENANCE AND REPAIR SERVICE	25,000.00	1,596.54	9,854.50	0.00	15,145.50	39.42
141 E	72210	355	000	00000	000	TRAVEL	43,000.00	107.16	1,035.85	0.00	41,964.15	2.41
141 E	72210	432	000	00000	000	LIBRARY BOOKS	100,000.00	3,215.38	3,215.38	0.00	96,784.62	3.22
141 E	72210	432	000	00002	000	LIBRARY BOOKS-ASBURY	0.00	0.00	0.00	0.00	0.00	0.00
141 E	72210	432	000	00003	000	LIBRARY BOOKS-MIDWAY	0.00	0.00	0.00	0.00	0.00	0.00
141 E	72210	432	000	00004	000	LIBRARY BOOKS-BCES	0.00	2,010.02	11,872.65	0.00	-11,872.65	0.00
141 E	72210	432	000	00005	000	LIBRARY BOOKS-BCMS	0.00	0.00	0.00	0.00	0.00	0.00
141 E	72210	432	000	00006	000	LIBRARY BOOKS-GVES	0.00	5,248.00	8,291.61	0.00	-8,291.61	0.00
141 E	72210	432	000	00007	000	LIBRARY BOOKS-FBES	0.00	0.00	0.00	0.00	0.00	0.00
141 E	72210	432	000	00008	000	LIBRARY BOOKS-GES	0.00	0.00	4,671.69	0.00	-4,671.69	0.00
141 E	72210	432	000	00009	000	LIBRARY BOOKS-JES	0.00	0.00	4,336.95	0.00	-4,336.95	0.00
141 E	72210	432	000	00010	000	LIBRARY BOOKS-JMS	0.00	5,195.48	5,556.21	0.00	-5,556.21	0.00
141 E	72210	432	000	00011	000	LIBRARY BOOKS-LES	0.00	4,153.81	4,491.88	0.00	-4,491.88	0.00
141 E	72210	432	000	00012	000	LIBRARY BOOKS-SCES	0.00	155.66	2,608.14	0.00	-2,608.14	0.00
141 E	72210	432	000	00013	000	LIBRARY BOOKS-SSES	0.00	3,420.04	4,672.02	0.00	-4,672.02	0.00
141 E	72210	432	000	00014	000	LIBRARY BOOKS-WVES	0.00	0.00	401.70	0.00	-401.70	0.00
141 E	72210	432	000	00015	000	LIBRARY BOOKS-DBHS	0.00	4,937.22	7,795.31	0.00	-7,795.31	0.00
141 E	72210	432	000	00016	000	LIBRARY BOOKS-DCHS	0.00	4,668.31	10,752.01	0.00	-10,752.01	0.00
141 E	72210	432	000	00025	000	LIBRARY BOOKS-RVES	0.00	1,118.43	9,802.82	0.00	-9,802.82	0.00
141 E	72210	499	000	00000	000	OTHER SUPPLIES AND MATERIALS	10,000.00	0.00	2,810.50	0.00	7,189.50	28.11
141 E	72210	524	000	00000	000	IN SERVICE / STAFF DEVELOPMENT	190,000.00	14,435.88	47,516.03	0.00	142,483.97	25.01
141 E	72210	---	---	-----	---		2,134,201.00	176,104.55	859,776.14	0.00	1,274,424.86	40.29
							=====	=====	=====	=====	=====	=====
72220						SUPPORT SPECIAL EDUCATION -						
141 E	72220	105	000	00000	000	SUPERVISOR/DIRECTOR	154,151.00	12,838.59	89,870.13	0.00	64,280.87	58.30
141 E	72220	117	000	00000	000	CAREER LADDER PROGRAM	4,000.00	0.00	0.00	0.00	4,000.00	0.00
141 E	72220	124	000	00000	000	PSYCOLOGICAL PERSONNEL	54,597.00	4,549.75	22,748.75	0.00	31,848.25	41.67
141 E	72220	127	000	00000	000	CAREER LADDER EXTENDED CONTRAC	0.00	0.00	0.00	0.00	0.00	0.00
141 E	72220	135	000	00000	000	ASSESSMENT PERSONNEL	152,913.00	12,742.76	63,713.80	0.00	89,199.20	41.67
141 E	72220	161	000	00000	000	SECRETARY(S)	36,911.00	0.00	0.00	0.00	36,911.00	0.00
141 E	72220	162	000	00000	000	CLERICAL PERSONNEL	36,655.00	2,840.00	21,300.00	0.00	15,355.00	58.11
141 E	72220	171	000	00000	000	SPEECH PATHOLOGIST	213,436.00	17,786.34	88,931.70	0.00	124,504.30	41.67
141 E	72220	189	000	00000	000	OTHER SALARIES & WAGES	79,930.00	8,440.26	42,201.30	0.00	37,728.70	52.80
141 E	72220	201	000	00000	000	SOCIAL SECURITY	45,421.00	3,541.24	19,779.22	0.00	25,641.78	43.55

Fnd T Acct	Obj Prj Loc	Prg Description	2020-21 Budget	January 2020-21 Monthly Activity	2020-21 FYTD Activity	Encumbered Amount	Unexpended Balance - YTD Act	2020-21 FYTD %
72250		SUPPORT EDUCATION TECHNOLOGY						
141 E 72250	105 000 00000 000	TECHNOLOGY SUPERVISOR	247,517.00	9,860.80	77,671.36	0.00	169,845.64	31.38
141 E 72250	121 000 00000 000	DATA PROCESSING PERSONNEL	160,420.00	11,668.69	80,750.54	0.00	79,669.46	50.34
141 E 72250	138 000 00000 000	INSTRUCTIONAL COMPUTER PERSONN	52,820.00	4,401.58	88,274.65	0.00	-35,454.65	167.12
141 E 72250	189 000 00000 000	OTHER SALARIES & WAGES	299,028.00	23,822.40	225,406.00	0.00	73,622.00	75.38
141 E 72250	201 000 00000 000	SOCIAL SECURITY	47,107.00	2,735.68	27,606.88	0.00	19,500.12	58.60
141 E 72250	204 000 00000 000	STATE RETIREMENT	73,015.00	4,562.83	44,384.19	0.00	28,630.81	60.79
141 E 72250	206 000 00000 000	LIFE INSURANCE	479.00	47.90	239.50	0.00	239.50	50.00
141 E 72250	207 000 00000 000	MEDICAL INSURANCE	102,382.00	11,853.60	59,748.00	0.00	42,634.00	58.36
141 E 72250	212 000 00000 000	EMPLOYER MEDICARE	11,017.00	672.75	6,605.11	0.00	4,411.89	59.95
141 E 72250	299 000 00000 000	OTHER FRINGE BENEFITS	0.00	0.00	0.00	0.00	0.00	0.00
141 E 72250	350 000 00000 000	INTERNET CONNECTIVITY FEE	100,000.00	0.00	11,580.00	0.00	88,420.00	11.58
141 E 72250	355 000 00000 000	TRAVEL	7,000.00	0.00	401.02	0.00	6,598.98	5.73
141 E 72250	399 000 00000 000	OTHER CONTRACTED SERVICES	379,441.00	1,865.52	277,641.04	0.00	101,799.96	73.17
141 E 72250	499 000 00000 000	OTHER SUPPLIES & MATERIALS	400,000.00	4,575.46	299,678.20	0.00	100,321.80	74.92
141 E 72250	524 440 00000 000	IN-SERVICE/STAFF DEVELOPMENT	0.00	0.00	0.00	0.00	0.00	0.00
141 E 72250	599 000 00000 000	OTHER CHARGES	0.00	0.00	0.00	0.00	0.00	0.00
141 E 72250	--- --- ----- ---		1,880,226.00	76,067.21	1,199,986.49	0.00	680,239.51	63.82
			=====	=====	=====	=====	=====	=====
72310		BOARD OF EDUCATION SERVICES						
141 E 72310	191 000 00000 000	BOARD AND COMMITTEE MEMBERS FE	30,000.00	2,115.00	15,180.00	0.00	14,820.00	50.60
141 E 72310	201 000 00000 000	SOCIAL SECURITY	1,860.00	82.15	696.87	0.00	1,163.13	37.47
141 E 72310	204 000 00000 000	STATE RETIREMENT	2,883.00	181.61	1,300.32	0.00	1,582.68	45.10
141 E 72310	207 000 00000 000	MEDICAL INSURANCE	53,025.00	2,891.80	11,527.00	0.00	41,498.00	21.74
141 E 72310	212 000 00000 000	EMPLOYER MEDICARE	435.00	22.47	187.04	0.00	247.96	43.00
141 E 72310	305 000 00000 000	AUDIT SERVICES	60,000.00	60,065.00	60,065.00	0.00	-65.00	100.11
141 E 72310	320 000 00000 000	DUES AND MEMBERSHIPS	33,669.00	0.00	4,293.00	0.00	29,376.00	12.75
141 E 72310	331 000 00000 000	LEGAL SERVICES	54,000.00	4,500.00	31,500.00	0.00	22,500.00	58.33
141 E 72310	355 000 00000 000	TRAVEL	23,000.00	589.75	-193.25	0.00	23,193.25	-0.84
141 E 72310	399 000 00000 000	OTHER CONTRACTED SERVICES	4,000.00	0.00	0.00	0.00	4,000.00	0.00
141 E 72310	502 000 00000 000	BUILDING & CONTENTS INSURANCE	130,613.00	0.00	130,613.00	0.00	0.00	100.00
141 E 72310	506 000 00000 000	LIABILITY INSURANCE	46,159.00	0.00	46,159.00	0.00	0.00	100.00
141 E 72310	508 000 00000 000	PREMIUMS ON CORPORATE SURETY B	16,554.00	0.00	0.00	0.00	16,554.00	0.00
141 E 72310	510 000 00000 000	TRUSTEE'S COMMISSION	580,000.00	46,085.43	368,530.81	0.00	211,469.19	63.54
141 E 72310	513 000 00000 000	WORKER'S COMPENSATION INSURANC	295,980.00	0.00	275,288.00	0.00	20,692.00	93.01

Fnd T Acct	Obj Prj Loc	Prg	Account Level Description	2020-21 Budget	January 2020-21 Monthly Activity	2020-21 FYTD Activity	Encumbered Amount	Unexpended Balance - YTD Act	2020-21 FYTD %
72410			OFFICE OF THE PRINCIPAL						
141 E 72410	189 000	00000 000	OTHER SALARIES & WAGES	120,655.00	10,047.68	70,333.76	0.00	50,321.24	58.29
141 E 72410	201 000	00000 000	SOCIAL SECURITY	174,733.00	13,286.24	71,506.52	0.00	103,226.48	40.92
141 E 72410	204 000	00000 000	STATE RETIREMENT	283,539.00	22,641.31	121,599.37	0.00	161,939.63	42.89
141 E 72410	206 000	00000 000	LIFE INSURANCE	1,795.00	179.50	897.50	0.00	897.50	50.00
141 E 72410	207 000	00000 000	MEDICAL INSURANCE	475,805.00	50,033.20	250,483.20	0.00	225,321.80	52.64
141 E 72410	212 000	00000 000	EMPLOYER MEDICARE	40,865.00	3,107.22	16,723.31	0.00	24,141.69	40.92
141 E 72410	299 000	00000 000	OTHER FRINGE BENEFITS	0.00	0.00	0.00	0.00	0.00	0.00
141 E 72410	307 000	00000 000	COMMUNICATION	25,000.00	0.00	0.00	0.00	25,000.00	0.00
141 E 72410	307 000	00002 000	COMMUNICATION-ASBURY	0.00	0.00	0.00	0.00	0.00	0.00
141 E 72410	307 000	00003 000	COMMUNICATION-MIDWAY	0.00	0.00	0.00	0.00	0.00	0.00
141 E 72410	307 000	00004 000	COMMUNICATION-BCES	0.00	0.00	1,640.21	0.00	-1,640.21	0.00
141 E 72410	307 000	00005 000	COMMUNICATION-BCMS	0.00	0.00	0.00	0.00	0.00	0.00
141 E 72410	307 000	00006 000	COMMUNICATION-GVES	0.00	0.00	1,375.66	0.00	-1,375.66	0.00
141 E 72410	307 000	00007 000	COMMUNICATION-FBES	0.00	0.00	1,111.11	0.00	-1,111.11	0.00
141 E 72410	307 000	00008 000	COMMUNICATION-GES	0.00	0.00	1,375.66	0.00	-1,375.66	0.00
141 E 72410	307 000	00009 000	COMMUNICATION-JES	0.00	0.00	1,111.11	0.00	-1,111.11	0.00
141 E 72410	307 000	00010 000	COMMUNICATION-JMS	0.00	0.00	1,111.11	0.00	-1,111.11	0.00
141 E 72410	307 000	00011 000	COMMUNICATION-LES	0.00	0.00	1,111.11	0.00	-1,111.11	0.00
141 E 72410	307 000	00012 000	COMMUNICATION-SCES	0.00	0.00	846.56	0.00	-846.56	0.00
141 E 72410	307 000	00013 000	COMMUNICATION-SSES	0.00	0.00	1,111.11	0.00	-1,111.11	0.00
141 E 72410	307 000	00014 000	COMMUNICATION-WVES	0.00	0.00	1,111.11	0.00	-1,111.11	0.00
141 E 72410	307 000	00015 000	COMMUNICATION-DBHS	0.00	0.00	3,227.51	0.00	-3,227.51	0.00
141 E 72410	307 000	00016 000	COMMUNICATION-DCHS	0.00	0.00	3,227.51	0.00	-3,227.51	0.00
141 E 72410	307 000	00025 000	COMMUNICATION-RVES	0.00	0.00	1,640.21	0.00	-1,640.21	0.00
141 E 72410	355 000	00000 000	TRAVEL	7,000.00	0.00	1,449.48	0.00	5,550.52	20.71
141 E 72410	499 000	00000 000	OTHER SUPPLIES AND MATERIALS	71,274.00	0.00	799.15	0.00	70,474.85	1.12
141 E 72410	499 000	00002 000	OTHER SUPP. & MATERIALS-ASBURY	0.00	0.00	0.00	0.00	0.00	0.00
141 E 72410	499 000	00003 000	OTHER SUPP. & MATERIALS-MIDWAY	0.00	0.00	0.00	0.00	0.00	0.00
141 E 72410	499 000	00004 000	OTHER SUPP. & MATERIALS-BCES	0.00	0.00	4,027.36	0.00	-4,027.36	0.00
141 E 72410	499 000	00005 000	OTHER SUPP. & MATERIALS-BCMS	0.00	0.00	0.00	0.00	0.00	0.00
141 E 72410	499 000	00006 000	OTHER SUPP. & MATERIALS-GVES	0.00	0.00	2,815.55	0.00	-2,815.55	0.00
141 E 72410	499 000	00007 000	OTHER SUPP. & MATERIALS-FBES	0.00	0.00	1,512.15	0.00	-1,512.15	0.00
141 E 72410	499 000	00008 000	OTHER SUPP. & MATERIALS-GES	0.00	0.00	2,320.47	0.00	-2,320.47	0.00
141 E 72410	499 000	00009 000	OTHER SUPP. & MATERIALS-JES	0.00	0.00	2,540.85	0.00	-2,540.85	0.00
141 E 72410	499 000	00010 000	OTHER SUPP. & MATERIALS-JMS	0.00	0.00	2,127.62	0.00	-2,127.62	0.00
141 E 72410	499 000	00011 000	OTHER SUPP. & MATERIALS-LES	0.00	0.00	1,991.97	0.00	-1,991.97	0.00
141 E 72410	499 000	00012 000	OTHER SUPP. & MATERIALS-SCES	0.00	0.00	1,331.79	0.00	-1,331.79	0.00
141 E 72410	499 000	00013 000	OTHER SUPP. & MATERIALS-SSES	0.00	0.00	2,029.21	0.00	-2,029.21	0.00

Fnd T Acct	Obj Prj Loc	Prg	Account Level Description	2020-21 Budget	January 2020-21 Monthly Activity	2020-21 FYTD Activity	Encumbered Amount	Unexpended Balance - YTD Act	2020-21 FYTD %
72610			OPERATION OF PLANT						
141 E 72610 328 000 00003 000			JANITORIAL SERVICES-MIDWAY	0.00	0.00	0.00	0.00	0.00	0.00
141 E 72610 328 000 00004 000			JANITORIAL SERVICES-BCES	0.00	5,285.25	38,807.40	0.00	-38,807.40	0.00
141 E 72610 328 000 00005 000			JANITORIAL SERVICES-BCMS	0.00	0.00	0.00	0.00	0.00	0.00
141 E 72610 328 000 00006 000			JANITORIAL SERVICES-GVES	0.00	5,822.48	40,757.36	0.00	-40,757.36	0.00
141 E 72610 328 000 00007 000			JANITORIAL SERVICES-FBES	0.00	3,397.42	25,235.44	0.00	-25,235.44	0.00
141 E 72610 328 000 00008 000			JANITORIAL SERVICES-GES	0.00	0.00	0.00	0.00	0.00	0.00
141 E 72610 328 000 00009 000			JANITORIAL SERVICES-JES	0.00	5,307.39	37,439.73	0.00	-37,439.73	0.00
141 E 72610 328 000 00010 000			JANITORIAL SERVICES-JMS	0.00	4,555.12	31,885.84	0.00	-31,885.84	0.00
141 E 72610 328 000 00011 000			JANITORIAL SERVICES-LES	0.00	0.00	0.00	0.00	0.00	0.00
141 E 72610 328 000 00012 000			JANITORIAL SERVICES-SCES	0.00	5,525.34	38,677.38	0.00	-38,677.38	0.00
141 E 72610 328 000 00013 000			JANITORIAL SERVICES-SSES	0.00	4,161.20	29,128.40	0.00	-29,128.40	0.00
141 E 72610 328 000 00014 000			JANITORIAL SERVICES-WVES	0.00	4,113.70	29,371.90	0.00	-29,371.90	0.00
141 E 72610 328 000 00015 000			JANITORIAL SERVICES-DBHS	0.00	12,530.10	87,710.70	0.00	-87,710.70	0.00
141 E 72610 328 000 00016 000			JANITORIAL SERVICES-DCHS	0.00	12,530.10	87,710.70	0.00	-87,710.70	0.00
141 E 72610 328 000 00025 000			JANITORIAL SERVICES-RVES	0.00	5,836.02	40,852.14	0.00	-40,852.14	0.00
141 E 72610 359 000 00000 000			DISPOSAL FEES	124,000.00	7,533.01	63,800.25	0.00	60,199.75	51.45
141 E 72610 359 000 00002 000			DISPOSAL FEES ASBURY	0.00	0.00	0.00	0.00	0.00	0.00
141 E 72610 359 000 00003 000			DISPOSAL FEES MIDWAY	0.00	0.00	0.00	0.00	0.00	0.00
141 E 72610 359 000 00004 000			DISPOSAL FEES BCES	0.00	267.80	267.80	0.00	-267.80	0.00
141 E 72610 359 000 00005 000			DISPOSAL FEES OLD BCMS	0.00	0.00	0.00	0.00	0.00	0.00
141 E 72610 359 000 00006 000			DISPOSAL FEES GVES	0.00	276.12	699.37	0.00	-699.37	0.00
141 E 72610 359 000 00007 000			DISPOSAL FEES FBES	0.00	0.00	0.00	0.00	0.00	0.00
141 E 72610 359 000 00008 000			DISPOSAL FEES GES	0.00	0.00	0.00	0.00	0.00	0.00
141 E 72610 359 000 00009 000			DISPOSAL FEES JES	0.00	570.00	1,710.00	0.00	-1,710.00	0.00
141 E 72610 359 000 00010 000			DISPOSAL FEES JMS	0.00	680.00	2,151.15	0.00	-2,151.15	0.00
141 E 72610 359 000 00011 000			DISPOSAL FEES LES	0.00	0.00	0.00	0.00	0.00	0.00
141 E 72610 359 000 00012 000			DISPOSAL FEES SCES	0.00	0.00	0.00	0.00	0.00	0.00
141 E 72610 359 000 00013 000			DISPOSAL FEES SSES	0.00	0.00	484.24	0.00	-484.24	0.00
141 E 72610 359 000 00014 000			DISPOSAL FEES WVES	0.00	0.00	0.00	0.00	0.00	0.00
141 E 72610 359 000 00015 000			DISPOSAL FEES DBHS	0.00	760.79	2,518.39	0.00	-2,518.39	0.00
141 E 72610 359 000 00016 000			DISPOSAL FEES DCHS	0.00	779.92	2,549.61	0.00	-2,549.61	0.00
141 E 72610 359 000 00025 000			DISPOSAL FEES RVES	0.00	0.00	0.00	0.00	0.00	0.00
141 E 72610 399 000 00000 000			OTHER CONTRACTED SERVICES	149,010.00	90.00	38,798.34	0.00	110,211.66	26.04
141 E 72610 399 000 00002 000			OTHER CONTRACTED SERV. ASBURY	0.00	0.00	425.00	0.00	-425.00	0.00
141 E 72610 399 000 00003 000			OTHER CONTRACTED SERV MIDWAY	0.00	50.00	370.00	0.00	-370.00	0.00
141 E 72610 399 000 00004 000			OTHER CONTRACTED SERVICE BCES	0.00	750.00	2,080.00	0.00	-2,080.00	0.00
141 E 72610 399 000 00005 000			OTHER CONTRACTED SERVICE BCM	0.00	0.00	0.00	0.00	0.00	0.00
141 E 72610 399 000 00006 000			OTHER CONTRACTED SERVICE GVES	0.00	300.00	680.00	0.00	-680.00	0.00

Fnd T Acct	Obj Prj Loc	Prg Description	2020-21 Budget	January 2020-21 Monthly Activity	2020-21 FYTD Activity	Encumbered Amount	Unexpended Balance - YTD Act	2020-21 FYTD %
72610		OPERATION OF PLANT						
141 E 72610 399 000 00007 000		OTHER CONTRACTED SERVICE FBES	0.00	55.00	275.00	0.00	-275.00	0.00
141 E 72610 399 000 00008 000		OTHER CONTRACTED SERVICE GES	0.00	300.00	600.00	0.00	-600.00	0.00
141 E 72610 399 000 00009 000		OTHER CONTRACTED SERVICE JES	0.00	125.00	554.00	0.00	-554.00	0.00
141 E 72610 399 000 00010 000		OTHER CONTRACTED SERVICE JMS	0.00	445.00	839.00	0.00	-839.00	0.00
141 E 72610 399 000 00011 000		OTHER CONTRACTED SERVICE LES	0.00	0.00	460.00	0.00	-460.00	0.00
141 E 72610 399 000 00012 000		OTHER CONTRACTED SERVICE SCES	0.00	450.00	950.00	0.00	-950.00	0.00
141 E 72610 399 000 00013 000		OTHER CONTRACTED SERVICE SSES	0.00	60.00	280.00	0.00	-280.00	0.00
141 E 72610 399 000 00014 000		OTHER CONTRACTED SERVICE WVES	0.00	1,123.00	1,557.00	0.00	-1,557.00	0.00
141 E 72610 399 000 00015 000		OTHER CONTRACTED SERVICE DBHS	0.00	400.00	1,590.11	0.00	-1,590.11	0.00
141 E 72610 399 000 00016 000		OTHER CONTRACTED SERVICE DCHS	0.00	1,972.62	5,760.86	0.00	-5,760.86	0.00
141 E 72610 399 000 00025 000		OTHER CONTRACTED SERVICE RVES	0.00	150.00	680.00	0.00	-680.00	0.00
141 E 72610 410 000 00000 000		CUSTODIAL SUPPLIES	130,000.00	2,348.36	11,911.49	0.00	118,088.51	9.16
141 E 72610 410 000 00002 000		CUSTODIAL SUPPLIES-ASBURY	0.00	0.00	122.92	0.00	-122.92	0.00
141 E 72610 410 000 00003 000		CUSTODIAL SUPPLIES-MIDWAY	0.00	0.00	370.44	0.00	-370.44	0.00
141 E 72610 410 000 00004 000		CUSTODIAL SUPPLIES-BCES	0.00	459.45	1,363.13	0.00	-1,363.13	0.00
141 E 72610 410 000 00005 000		CUSTODIAL SUPPLIES-BCMS	0.00	0.00	0.00	0.00	0.00	0.00
141 E 72610 410 000 00006 000		CUSTODIAL SUPPLIES-GVES	0.00	0.00	1,938.56	0.00	-1,938.56	0.00
141 E 72610 410 000 00007 000		CUSTODIAL SUPPLIES-FBES	0.00	0.00	662.64	0.00	-662.64	0.00
141 E 72610 410 000 00008 000		CUSTODIAL SUPPLIES-GES	0.00	174.14	1,951.02	0.00	-1,951.02	0.00
141 E 72610 410 000 00009 000		CUSTODIAL SUPPLIES-JES	0.00	93.18	2,191.37	0.00	-2,191.37	0.00
141 E 72610 410 000 00010 000		CUSTODIAL SUPPLIES-JMS	0.00	0.00	1,210.70	0.00	-1,210.70	0.00
141 E 72610 410 000 00011 000		CUSTODIAL SUPPLIES-LES	0.00	204.41	4,192.62	0.00	-4,192.62	0.00
141 E 72610 410 000 00012 000		CUSTODIAL SUPPLIES-SCES	0.00	0.00	862.92	0.00	-862.92	0.00
141 E 72610 410 000 00013 000		CUSTODIAL SUPPLIES-SSES	0.00	427.65	969.73	0.00	-969.73	0.00
141 E 72610 410 000 00014 000		CUSTODIAL SUPPLIES-WVES	0.00	0.00	2,920.37	0.00	-2,920.37	0.00
141 E 72610 410 000 00015 000		CUSTODIAL SUPPLIES-DBHS	0.00	0.00	2,940.00	0.00	-2,940.00	0.00
141 E 72610 410 000 00016 000		CUSTODIAL SUPPLIES-DCHS	0.00	608.22	2,811.34	0.00	-2,811.34	0.00
141 E 72610 410 000 00025 000		CUSTODIAL SUPPLIES-RVES	0.00	222.12	3,150.57	0.00	-3,150.57	0.00
141 E 72610 415 000 00000 000		ELECTRICITY	2,068,633.00	8,388.98	56,956.83	0.00	2,011,676.17	2.75
141 E 72610 415 000 00002 000		ELECTRICITY-ASBURY	0.00	3,447.56	11,113.52	0.00	-11,113.52	0.00
141 E 72610 415 000 00003 000		ELECTRICITY-MIDWAY	0.00	2,951.39	10,013.02	0.00	-10,013.02	0.00
141 E 72610 415 000 00004 000		ELECTRICITY-BCES	0.00	11,272.69	77,617.64	0.00	-77,617.64	0.00
141 E 72610 415 000 00005 000		ELECTRICITY-BCMS	0.00	3,008.65	18,869.17	0.00	-18,869.17	0.00
141 E 72610 415 000 00006 000		ELECTRICITY-GVES	0.00	12,678.43	79,105.55	0.00	-79,105.55	0.00
141 E 72610 415 000 00007 000		ELECTRICITY-FBES	0.00	4,679.27	27,052.17	0.00	-27,052.17	0.00
141 E 72610 415 000 00008 000		ELECTRICITY-GES	0.00	10,367.47	57,567.98	0.00	-57,567.98	0.00
141 E 72610 415 000 00009 000		ELECTRICITY-JES	0.00	8,440.65	60,694.89	0.00	-60,694.89	0.00
141 E 72610 415 000 00010 000		ELECTRICITY-JMS	0.00	5,834.83	38,578.09	0.00	-38,578.09	0.00

Fnd T Acct	Obj Prj Loc	Prg Description	2020-21 Budget	January 2020-21 Monthly Activity	2020-21 FYTD Activity	Encumbered Amount	Unexpended Balance - YTD Act	2020-21 FYTD %
72610		OPERATION OF PLANT						
141 E 72610 415 000 00011 000		ELECTRICITY-LES	0.00	11,062.61	75,311.09	0.00	-75,311.09	0.00
141 E 72610 415 000 00012 000		ELECTRICITY-SCES	0.00	5,487.58	35,817.41	0.00	-35,817.41	0.00
141 E 72610 415 000 00013 000		ELECTRICITY-SSES	0.00	8,187.53	44,368.71	0.00	-44,368.71	0.00
141 E 72610 415 000 00014 000		ELECTRICITY-WVES	0.00	10,430.90	44,488.43	0.00	-44,488.43	0.00
141 E 72610 415 000 00015 000		ELECTRICITY-DBHS	0.00	25,295.36	159,091.04	0.00	-159,091.04	0.00
141 E 72610 415 000 00016 000		ELECTRICITY-DCHS	0.00	27,137.13	146,905.81	0.00	-146,905.81	0.00
141 E 72610 415 000 00025 000		ELECTRICITY-RVES	0.00	12,786.46	70,418.61	0.00	-70,418.61	0.00
141 E 72610 434 000 00000 000		NATURAL GAS	141,625.00	1,829.33	6,460.55	0.00	135,164.45	4.56
141 E 72610 434 000 00002 000		NATURAL GAS-ASBURY	0.00	0.00	0.00	0.00	0.00	0.00
141 E 72610 434 000 00003 000		NATURAL GAS-MIDWAY	0.00	0.00	0.00	0.00	0.00	0.00
141 E 72610 434 000 00004 000		NATURAL GAS-BCES	0.00	2,640.59	5,378.10	0.00	-5,378.10	0.00
141 E 72610 434 000 00005 000		NATURAL GAS-BCMS	0.00	437.49	877.36	0.00	-877.36	0.00
141 E 72610 434 000 00006 000		NATURAL GAS-GVES	0.00	0.00	0.00	0.00	0.00	0.00
141 E 72610 434 000 00007 000		NATURAL GAS-FBES	0.00	0.00	0.00	0.00	0.00	0.00
141 E 72610 434 000 00008 000		NATURAL GAS-GES	0.00	0.00	0.00	0.00	0.00	0.00
141 E 72610 434 000 00009 000		NATURAL GAS-JES	0.00	2,203.77	2,812.65	0.00	-2,812.65	0.00
141 E 72610 434 000 00010 000		NATURAL GAS-JMS	0.00	1,225.33	2,252.42	0.00	-2,252.42	0.00
141 E 72610 434 000 00011 000		NATURAL GAS-LES	0.00	3,271.59	8,220.35	0.00	-8,220.35	0.00
141 E 72610 434 000 00012 000		NATURAL GAS-SCES	0.00	0.00	0.00	0.00	0.00	0.00
141 E 72610 434 000 00013 000		NATURAL GAS-SSES	0.00	1,363.29	3,833.44	0.00	-3,833.44	0.00
141 E 72610 434 000 00014 000		NATURAL GAS-WVES	0.00	0.00	0.00	0.00	0.00	0.00
141 E 72610 434 000 00015 000		NATURAL GAS-DBHS	0.00	545.65	1,776.13	0.00	-1,776.13	0.00
141 E 72610 434 000 00016 000		NATURAL GAS-DCHS	0.00	3,144.05	6,466.08	0.00	-6,466.08	0.00
141 E 72610 434 000 00025 000		NATURAL GAS-RVES	0.00	0.00	0.00	0.00	0.00	0.00
141 E 72610 454 000 00000 000		WATER AND SEWER	241,090.00	933.93	12,250.29	0.00	228,839.71	5.08
141 E 72610 454 000 00002 000		WATER & SEWER-ASBURY	0.00	366.83	2,193.80	0.00	-2,193.80	0.00
141 E 72610 454 000 00003 000		WATER & SEWER-MIDWAY	0.00	30.60	152.33	0.00	-152.33	0.00
141 E 72610 454 000 00004 000		WATER & SEWER-BCES	0.00	355.74	6,079.64	0.00	-6,079.64	0.00
141 E 72610 454 000 00005 000		WATER & SEWER-BCMS	0.00	2,396.61	13,907.59	0.00	-13,907.59	0.00
141 E 72610 454 000 00006 000		WATER & SEWER-GVES	0.00	1,335.48	7,413.06	0.00	-7,413.06	0.00
141 E 72610 454 000 00007 000		WATER & SEWER-FBES	0.00	108.18	715.62	0.00	-715.62	0.00
141 E 72610 454 000 00008 000		WATER & SEWER-GES	0.00	373.72	2,467.30	0.00	-2,467.30	0.00
141 E 72610 454 000 00009 000		WATER & SEWER-JES	0.00	155.93	3,590.81	0.00	-3,590.81	0.00
141 E 72610 454 000 00010 000		WATER & SEWER-JMS	0.00	145.13	3,321.71	0.00	-3,321.71	0.00
141 E 72610 454 000 00011 000		WATER & SEWER-LES	0.00	522.84	6,190.21	0.00	-6,190.21	0.00
141 E 72610 454 000 00012 000		WATER & SEWER-SCES	0.00	128.43	877.15	0.00	-877.15	0.00
141 E 72610 454 000 00013 000		WATER & SEWER-SSES	0.00	1,503.45	4,093.79	0.00	-4,093.79	0.00
141 E 72610 454 000 00014 000		WATER & SEWER-WVES	0.00	260.29	1,507.54	0.00	-1,507.54	0.00

Fnd T Acct	Obj Prj Loc	Prg Description	2020-21 Budget	January 2020-21 Monthly Activity	2020-21 FYTD Activity	Encumbered Amount	Unexpended Balance - YTD Act	2020-21 FYTD %
72610		OPERATION OF PLANT						
141 E 72610 454 000 00015 000		WATER & SEWER-DBHS	0.00	975.87	14,860.68	0.00	-14,860.68	0.00
141 E 72610 454 000 00016 000		WATER & SEWER-DCHS	0.00	0.00	10,569.05	0.00	-10,569.05	0.00
141 E 72610 454 000 00025 000		WATER & SEWER-RVES	0.00	485.37	9,025.26	0.00	-9,025.26	0.00
141 E 72610 499 000 00000 000		OTHER SUPPLIES AND MATERIALS	70,000.00	15,425.96	67,995.67	0.00	2,004.33	97.14
141 E 72610 501 000 00000 000		BOILER INSURANCE	20,684.00	0.00	20,684.00	0.00	0.00	100.00
141 E 72610 599 000 00000 000		OTHER CHARGES	38,000.00	1,407.95	5,972.52	0.00	32,027.48	15.72
141 E 72610 599 000 00002 000		OTHER CHARGES ASBURY	0.00	197.96	445.41	0.00	-445.41	0.00
141 E 72610 599 000 00003 000		OTHER CHARGES MIDWAY	0.00	125.00	225.00	0.00	-225.00	0.00
141 E 72610 599 000 00004 000		OTHER CHARGES BCES	0.00	226.25	407.25	0.00	-407.25	0.00
141 E 72610 599 000 00005 000		OTHER CHARGES BCMS	0.00	0.00	0.00	0.00	0.00	0.00
141 E 72610 599 000 00006 000		OTHER CHARGES GVES	0.00	0.00	0.00	0.00	0.00	0.00
141 E 72610 599 000 00007 000		OTHER CHARGES FBES	0.00	0.00	0.00	0.00	0.00	0.00
141 E 72610 599 000 00008 000		OTHER CHARGES GES	0.00	0.00	0.00	0.00	0.00	0.00
141 E 72610 599 000 00009 000		OTHER CHARGES JES	0.00	0.00	0.00	0.00	0.00	0.00
141 E 72610 599 000 00010 000		OTHER CHARGES JMS	0.00	0.00	0.00	0.00	0.00	0.00
141 E 72610 599 000 00011 000		OTHER CHARGES LES	0.00	0.00	0.00	0.00	0.00	0.00
141 E 72610 599 000 00012 000		OTHER CHARGES SCES	0.00	0.00	0.00	0.00	0.00	0.00
141 E 72610 599 000 00013 000		OTHER CHARGES SSES	0.00	0.00	0.00	0.00	0.00	0.00
141 E 72610 599 000 00014 000		OTHER CHARGES WVES	0.00	0.00	0.00	0.00	0.00	0.00
141 E 72610 599 000 00015 000		OTHER CHARGES DBHS	0.00	0.00	0.00	0.00	0.00	0.00
141 E 72610 599 000 00016 000		OTHER CHARGES DCHS	0.00	0.00	0.00	0.00	0.00	0.00
141 E 72610 599 000 00025 000		OTHER CHARGES RVES	0.00	0.00	0.00	0.00	0.00	0.00
141 E 72610 --- --- ----- ---			5,000,095.00	389,255.83	2,476,015.40	0.00	2,524,079.60	49.52
			=====	=====	=====	=====	=====	=====
72620		MAINTENANCE OF PLANT						
141 E 72620 105 000 00000 000		SUPERVISOR/DIRECTOR	250,121.00	19,011.59	143,658.90	0.00	106,462.10	57.44
141 E 72620 167 000 00000 000		MAINTENANCE PERSONNEL	705,583.00	35,977.44	354,224.63	0.00	351,358.37	50.20
141 E 72620 201 000 00000 000		SOCIAL SECURITY	59,254.00	3,106.53	29,450.23	0.00	29,803.77	49.70
141 E 72620 204 000 00000 000		STATE RETIREMENT	91,843.00	5,326.30	46,638.32	0.00	45,204.68	50.78
141 E 72620 206 000 00000 000		LIFE INSURANCE	281.00	28.10	140.50	0.00	140.50	50.00
141 E 72620 207 000 00000 000		MEDICAL INSURANCE	128,470.00	17,519.50	84,951.10	0.00	43,518.90	66.13
141 E 72620 212 000 00000 000		EMPLOYER MEDICARE	13,858.00	726.56	6,887.60	0.00	6,970.40	49.70
141 E 72620 304 000 00000 000		ARCHITECTS	0.00	0.00	0.00	0.00	0.00	0.00
141 E 72620 307 000 00000 000		COMMUNICATION	2,700.00	232.48	2,463.81	0.00	236.19	91.25

Fnd T Acct	Obj Prj Loc	Prg Description	2020-21 Budget	January 2020-21 Monthly Activity	2020-21 FYTD Activity	Encumbered Amount	Unexpended Balance - YTD Act	2020-21 FYTD %
72620		MAINTENANCE OF PLANT						
141 E 72620	335 000 00000 000	MAINTENANCE & REPAIR - BUILDIN	45,000.00	0.00	171,212.81	0.00	-126,212.81	380.47
141 E 72620	335 000 00002 000	MAINT. & REPAIR BUILD. ASBURY	0.00	0.00	0.00	0.00	0.00	0.00
141 E 72620	335 000 00003 000	MAINT. & REPAIR BUILD. MIDWAY	0.00	0.00	0.00	0.00	0.00	0.00
141 E 72620	335 000 00004 000	MAINT. & REPAIR BUILD. BCES	0.00	0.00	0.00	0.00	0.00	0.00
141 E 72620	335 000 00005 000	MAINT. & REPAIR BUILD. BCMS	0.00	0.00	0.00	0.00	0.00	0.00
141 E 72620	335 000 00006 000	MAINT. & REPAIR BUILD. GVES	0.00	0.00	0.00	0.00	0.00	0.00
141 E 72620	335 000 00007 000	MAINT. & REPAIR BUILD. FBES	0.00	0.00	0.00	0.00	0.00	0.00
141 E 72620	335 000 00008 000	MAINT. & REPAIR BUILD. GES	0.00	0.00	1,300.00	0.00	-1,300.00	0.00
141 E 72620	335 000 00009 000	MAINT. & REPAIR BUILD. JES	0.00	0.00	0.00	0.00	0.00	0.00
141 E 72620	335 000 00010 000	MAINT. & REPAIR BUILD. JMS	0.00	0.00	0.00	0.00	0.00	0.00
141 E 72620	335 000 00011 000	MAINT. & REPAIR BUILD. LES	0.00	14,564.50	14,564.50	0.00	-14,564.50	0.00
141 E 72620	335 000 00012 000	MAINT. & REPAIR BUILD. SCES	0.00	0.00	0.00	0.00	0.00	0.00
141 E 72620	335 000 00013 000	MAINT. & REPAIR BUILD. SSES	0.00	0.00	0.00	0.00	0.00	0.00
141 E 72620	335 000 00014 000	MAINT. & REPAIR BUILD. WVES	0.00	0.00	0.00	0.00	0.00	0.00
141 E 72620	335 000 00015 000	MAINT. & REPAIR BUILD. DBHS	0.00	0.00	0.00	0.00	0.00	0.00
141 E 72620	335 000 00016 000	MAINT. & REPAIR BUILD. DCHS	0.00	0.00	0.00	0.00	0.00	0.00
141 E 72620	335 000 00025 000	MAINT. & REPAIR BUILD. RVES	0.00	0.00	8,199.28	0.00	-8,199.28	0.00
141 E 72620	336 000 00000 000	MAINTENANCE AND REPAIR SERVICE	50,000.00	0.00	15,712.55	0.00	34,287.45	31.43
141 E 72620	336 000 00002 000	MAINT & REPAIR EQUIP ASBURY	0.00	0.00	0.00	0.00	0.00	0.00
141 E 72620	336 000 00003 000	MAINT & REPAIR EQUIP MIDWAY	0.00	0.00	0.00	0.00	0.00	0.00
141 E 72620	336 000 00004 000	MAINT & REPAIR EQUIP BCES	0.00	818.00	818.00	0.00	-818.00	0.00
141 E 72620	336 000 00005 000	MAINT & REPAIR EQUIP BCMS	0.00	0.00	0.00	0.00	0.00	0.00
141 E 72620	336 000 00006 000	MAINT & REPAIR EQUIP GVES	0.00	0.00	0.00	0.00	0.00	0.00
141 E 72620	336 000 00007 000	MAINT & REPAIR EQUIP FBES	0.00	0.00	0.00	0.00	0.00	0.00
141 E 72620	336 000 00008 000	MAINT & REPAIR EQUIP GES	0.00	0.00	0.00	0.00	0.00	0.00
141 E 72620	336 000 00009 000	MAINT & REPAIR EQUIP JES	0.00	0.00	0.00	0.00	0.00	0.00
141 E 72620	336 000 00010 000	MAINT & REPAIR EQUIP JMS	0.00	0.00	0.00	0.00	0.00	0.00
141 E 72620	336 000 00011 000	MAINT & REPAIR EQUIP LES	0.00	14,268.95	27,214.98	0.00	-27,214.98	0.00
141 E 72620	336 000 00012 000	MAINT & REPAIR EQUIP SCES	0.00	0.00	0.00	0.00	0.00	0.00
141 E 72620	336 000 00013 000	MAINT & REPAIR EQUIP SSES	0.00	0.00	0.00	0.00	0.00	0.00
141 E 72620	336 000 00014 000	MAINT & REPAIR EQUIP WVES	0.00	0.00	0.00	0.00	0.00	0.00
141 E 72620	336 000 00015 000	MAINT & REPAIR EQUIP DBHS	0.00	0.00	0.00	0.00	0.00	0.00
141 E 72620	336 000 00016 000	MAINT & REPAIR EQUIP DCHS	0.00	0.00	382.04	0.00	-382.04	0.00
141 E 72620	336 000 00025 000	MAINT & REPAIR EQUIP RVES	0.00	0.00	0.00	0.00	0.00	0.00
141 E 72620	399 000 00000 000	OTHER CONTRACTED SERVICES	500.00	0.00	0.00	0.00	500.00	0.00
141 E 72620	499 000 00000 000	OTHER SUPPLIES AND MATERIALS	450,000.00	30,343.79	212,654.37	0.00	237,345.63	47.26
141 E 72620	499 000 00002 000	OTHER SUPPLIES & MAT. ASBURY	0.00	0.00	0.00	0.00	0.00	0.00
141 E 72620	499 000 00003 000	OTHER SUPPLIES & MAT. MIDWAY	0.00	0.00	186.00	0.00	-186.00	0.00

Fnd T Acct	Obj Prj Loc	Prg Description	2020-21 Budget	January 2020-21 Monthly Activity	2020-21 FYTD Activity	Encumbered Amount	Unexpended Balance - YTD Act	2020-21 FYTD %
72620		MAINTENANCE OF PLANT						
141 E 72620 499 000 00004 000		OTHER SUPPLIES & MAT. BCES	0.00	0.00	0.00	0.00	0.00	0.00
141 E 72620 499 000 00005 000		OTHER SUPPLIES & MAT. BCMS	0.00	0.00	0.00	0.00	0.00	0.00
141 E 72620 499 000 00006 000		OTHER SUPPLIES & MAT. GVES	0.00	0.00	117.60	0.00	-117.60	0.00
141 E 72620 499 000 00007 000		OTHER SUPPLIES & MAT. FBES	0.00	0.00	0.00	0.00	0.00	0.00
141 E 72620 499 000 00008 000		OTHER SUPPLIES & MAT. GES	0.00	0.00	1,718.86	0.00	-1,718.86	0.00
141 E 72620 499 000 00009 000		OTHER SUPPLIES & MAT. JES	0.00	0.00	521.78	0.00	-521.78	0.00
141 E 72620 499 000 00010 000		OTHER SUPPLIES & MAT. JMS	0.00	0.00	225.30	0.00	-225.30	0.00
141 E 72620 499 000 00011 000		OTHER SUPPLIES & MAT. LES	0.00	0.00	1,412.89	0.00	-1,412.89	0.00
141 E 72620 499 000 00012 000		OTHER SUPPLIES & MAT. SCES	0.00	0.00	0.00	0.00	0.00	0.00
141 E 72620 499 000 00013 000		OTHER SUPPLIES & MAT. SSES	0.00	0.00	2,109.48	0.00	-2,109.48	0.00
141 E 72620 499 000 00014 000		OTHER SUPPLIES & MAT. WVES	0.00	190.70	190.70	0.00	-190.70	0.00
141 E 72620 499 000 00015 000		OTHER SUPPLIES & MAT. DBHS	0.00	0.00	4,124.94	0.00	-4,124.94	0.00
141 E 72620 499 000 00016 000		OTHER SUPPLIES & MAT. DCHS	0.00	422.00	1,357.36	0.00	-1,357.36	0.00
141 E 72620 499 000 00025 000		OTHER SUPPLIES & MAT. RVES	0.00	0.00	1,124.44	0.00	-1,124.44	0.00
141 E 72620 599 000 00000 000		OTHER CHARGES	26,000.00	2,426.81	13,951.30	0.00	12,048.70	53.66
141 E 72620 701 000 00000 000		ADMINISTRATION EQUIPMENT	200,000.00	1,548.00	230,544.88	0.00	-30,544.88	115.27
141 E 72620 --- --- --- ---			2,023,610.00	146,511.25	1,378,059.15	0.00	645,550.85	68.10
			=====	=====	=====	=====	=====	=====
72710		STUDENT TRANSPORTATION						
141 E 72710 105 000 00000 000		SUPERVISOR/DIRECTOR	114,661.00	8,822.38	66,167.85	0.00	48,493.15	57.71
141 E 72710 142 000 00000 000		MECHANIC(S)	230,120.00	10,824.09	79,355.35	0.00	150,764.65	34.48
141 E 72710 146 000 00000 000		BUS DRIVERS	1,153,664.00	92,027.94	458,050.05	0.00	695,613.95	39.70
141 E 72710 189 000 00000 000		OTHER PERSONEL	0.00	0.00	0.00	0.00	0.00	0.00
141 E 72710 201 000 00000 000		SOCIAL SECURITY	92,904.00	6,139.50	33,785.54	0.00	59,118.46	36.37
141 E 72710 204 000 00000 000		STATE RETIREMENT	144,001.00	9,880.54	54,804.53	0.00	89,196.47	38.06
141 E 72710 206 000 00000 000		LIFE INSURANCE	1,517.00	151.70	758.50	0.00	758.50	50.00
141 E 72710 207 000 00000 000		MEDICAL INSURANCE	435,731.00	40,742.40	200,540.40	0.00	235,190.60	46.02
141 E 72710 212 000 00000 000		EMPLOYER MEDICARE	21,727.00	1,466.19	8,014.37	0.00	13,712.63	36.89
141 E 72710 307 000 00000 000		COMMUNICATION	750.00	53.30	374.22	0.00	375.78	49.90
141 E 72710 330 000 00000 000		OPERATING LEASE PAYMENTS	8,400.00	662.13	4,754.91	0.00	3,645.09	56.61
141 E 72710 399 000 00000 000		OTHER CONTRACTED SERVICES	5,000.00	0.00	572.50	0.00	4,427.50	11.45
141 E 72710 412 000 00000 000		DIESEL FUEL	275,000.00	5,751.04	29,210.36	0.00	245,789.64	10.62
141 E 72710 424 000 00000 000		GARAGE SUPPLIES	30,000.00	457.70	3,230.41	0.00	26,769.59	10.77
141 E 72710 425 000 00000 000		GASOLINE	150,000.00	3,434.27	41,637.50	0.00	108,362.50	27.76

Account Level						2020-21	January 2020-21	2020-21	Encumbered	Unexpended	2020-21
Fnd T Acct	Obj Prj Loc	Prg	Description	Budget	Monthly Activity	FYTD Activity	Amount	Balance - YTD Act	FYTD %		
72710 STUDENT TRANSPORTATION											
141 E 72710	450 000	00000 000	TIRES AND TUBES	60,000.00	0.00	24,326.54	0.00	35,673.46	40.54		
141 E 72710	453 000	00000 000	VEHICLE PARTS	160,000.00	2,426.82	28,229.15	0.00	131,770.85	17.64		
141 E 72710	499 000	00000 000	OTHER SUPPLIES AND MATERIALS	5,000.00	0.00	0.00	0.00	5,000.00	0.00		
141 E 72710	511 000	00000 000	VEHICLE AND EQUIPMENT INSURANC	169,028.00	0.00	172,265.00	0.00	-3,237.00	101.92		
141 E 72710	599 000	00000 000	OTHER CHARGES	18,000.00	1,493.36	7,698.89	0.00	10,301.11	42.77		
141 E 72710	729 000	00000 000	TRANSPORTATION EQUIPMENT	172,840.00	37,301.60	168,555.70	0.00	4,284.30	97.52		
141 E 72710	729 100	00000 000	TRANS. EQUIPMENT-ELECTRIC BUS	424,545.00	0.00	4,500.01	0.00	420,044.99	1.06		
141 E 72710 --- --- ----- ---						3,672,888.00	221,634.96	1,386,831.78	0.00	2,286,056.22	37.76
72810 OTHER SUPPORT SERVICES											
141 E 72810	105 000	00000 000	FAMILY RESOURCE DIRECTOR	65,522.00	5,458.50	27,292.50	0.00	38,229.50	41.65		
141 E 72810	162 000	00000 000	CLERICAL PERSONNEL	23,949.00	1,996.00	9,980.00	0.00	13,969.00	41.67		
141 E 72810	189 000	00000 000	OTHER SALARIES & WAGES	15,438.00	0.00	0.00	0.00	15,438.00	0.00		
141 E 72810	201 000	00000 000	SOCIAL SECURITY	6,504.00	443.98	2,193.50	0.00	4,310.50	33.73		
141 E 72810	204 000	00000 000	STATE RETIREMENT	10,750.00	752.41	3,762.05	0.00	6,987.95	35.00		
141 E 72810	206 000	00000 000	LIFE INSURANCE	76.00	7.60	38.00	0.00	38.00	50.00		
141 E 72810	207 000	00000 000	MEDICAL INSURANCE	14,296.00	1,449.60	7,132.80	0.00	7,163.20	49.89		
141 E 72810	212 000	00000 000	EMPLOYER MEDICARE	1,521.00	103.83	512.99	0.00	1,008.01	33.73		
141 E 72810	499 000	00000 000	OTHER SUPPLIES AND MATERIALS	4,500.00	0.00	136.01	0.00	4,363.99	3.02		
141 E 72810	599 000	00000 000	OTHER CHARGES	5,500.00	0.00	0.00	0.00	5,500.00	0.00		
141 E 72810 --- --- ----- ---						148,056.00	10,211.92	51,047.85	0.00	97,008.15	34.48
73100 FOOD SERVICE											
141 E 73100	105 000	00000 000	SUPERVISOR/DIRECTOR	76,091.00	5,854.38	43,907.85	0.00	32,183.15	57.70		
141 E 73100	188 000	00000 000	BONUS	0.00	0.00	0.00	0.00	0.00	0.00		
141 E 73100	189 000	00000 000	OTHER SALARIES & WAGES	0.00	0.00	0.00	0.00	0.00	0.00		
141 E 73100	201 000	00000 000	SOCIAL SECURITY	4,718.00	353.80	2,676.45	0.00	2,041.55	56.73		
141 E 73100	204 000	00000 000	STATE RETIREMENT	7,312.00	562.60	4,219.50	0.00	3,092.50	57.71		
141 E 73100	206 000	00000 000	LIFE INSURANCE	1,664.00	166.40	832.00	0.00	832.00	50.00		
141 E 73100	207 000	00000 000	MEDICAL INSURANCE	612,150.00	36,860.74	295,620.28	0.00	316,529.72	48.29		

Fnd T Acct	Obj Prj Loc	Prg	Account Level Description	2020-21 Budget	January 2020-21 Monthly Activity	2020-21 FYTD Activity	Encumbered Amount	Unexpended Balance - YTD Act	2020-21 FYTD %
73100 FOOD SERVICE									
141 E 73100	212 000	00000 000	EMPLOYER MEDICARE	1,103.00	82.74	625.90	0.00	477.10	56.75
141 E 73100	299 000	00000 000	OTHER FRINGE BENEFITS	0.00	0.00	0.00	0.00	0.00	0.00
141 E 73100 --- --- ----- ---				703,038.00	43,880.66	347,881.98	0.00	355,156.02	49.48
=====									
73300 COMMUNITY SERVICES									
141 E 73300	105 000	00000 000	SUPERVISOR/DIRECTOR	51,869.00	4,652.00	32,052.00	0.00	19,817.00	61.79
141 E 73300	116 000	00000 000	TEACHERS	0.00	1,020.00	3,420.00	0.00	-3,420.00	0.00
141 E 73300	161 000	00000 000	SECRETARY(S)	0.00	0.00	0.00	0.00	0.00	0.00
141 E 73300	162 000	00000 000	SECRETARY	26,513.00	2,041.62	15,312.15	0.00	11,200.85	57.75
141 E 73300	169 000	00000 000	PART-TIME PERSONNEL	0.00	0.00	0.00	0.00	0.00	0.00
141 E 73300	189 000	00000 000	OTHER SALARIES & WAGES	353,354.00	22,799.09	238,269.24	0.00	115,084.76	67.43
141 E 73300	189 000	00100 000	BCES CHILDCARE ANNEX SALARIES	0.00	4,194.80	14,573.91	0.00	-14,573.91	0.00
141 E 73300	201 000	00000 000	SOCIAL SECURITY	26,768.00	1,775.45	17,347.02	0.00	9,420.98	64.81
141 E 73300	201 000	00100 000		0.00	260.08	903.59	0.00	-903.59	0.00
141 E 73300	204 000	00000 000	STATE RETIREMENT	41,490.00	1,872.13	12,974.23	0.00	28,515.77	31.27
141 E 73300	207 000	00000 000	MEDICAL INSURANCE	22,131.00	2,251.72	15,079.74	0.00	7,051.26	68.14
141 E 73300	212 000	00000 000	EMPLOYER MEDICARE	6,260.00	415.24	4,056.96	0.00	2,203.04	64.81
141 E 73300	212 000	00100 000		0.00	60.82	211.31	0.00	-211.31	0.00
141 E 73300	355 000	00000 000	TRAVEL	2,000.00	0.00	89.30	0.00	1,910.70	4.47
141 E 73300	422 000	00000 000	FOOD SUPPLIES	30,000.00	0.00	1,795.50	0.00	28,204.50	5.99
141 E 73300	429 000	00000 100	OTHER SUPPLIES & MAT_LOT GRANT	0.00	220.00	4,014.00	0.00	-4,014.00	0.00
141 E 73300	499 000	00000 000	OTHER SUPPLIES AND MATERIALS	20,000.00	300.51	1,837.47	0.00	18,162.53	9.19
141 E 73300	599 000	00000 000	OTHER CHARGES	13,000.00	96.22	2,197.58	0.00	10,802.42	16.90
141 E 73300	599 000	00000 100	OTHER CHARGES_LOT GRANT	0.00	70.30	70.30	0.00	-70.30	0.00
141 E 73300 --- --- ----- ---				593,385.00	42,029.98	364,204.30	0.00	229,180.70	61.38
=====									
73400 EARLY CHILDHOOD EDUCATION									
141 E 73400	116 000	00000 000	TEACHERS	193,085.00	16,358.72	80,720.08	0.00	112,364.92	41.81
141 E 73400	163 000	00000 000	EDUCATIONAL ASSISTANTS	43,527.00	3,360.95	21,208.95	0.00	22,318.05	48.73
141 E 73400	201 000	00000 000	SOCIAL SECURITY	14,670.00	1,134.83	5,884.33	0.00	8,785.67	40.11

Account Level						2020-21	January 2020-21	2020-21	Encumbered	Unexpended	2020-21
Fnd T Acct	Obj	Prj	Loc	Prg	Description	Budget	Monthly Activity	FYTD Activity	Amount	Balance - YTD Act	FYTD %
99100					TRANSFERS						
141 E 99100	316	000	000000	000	CONTRIBUTIONS TO DS	0.00	0.00	0.00	0.00	0.00	0.00
141 E 99100	590	000	000000	000	TRANSFERS TO OTHER FUNDS	260,000.00	260,000.00	260,000.00	0.00	0.00	100.00
141 E 99100	---	---	-----	---		260,000.00	260,000.00	260,000.00	0.00	0.00	100.00
						=====	=====	=====	=====	=====	=====
141 -	-----	---	-----	---		74,123,306.00	5,965,187.18	33,382,389.90	0.00	40,740,916.10	45.04

Number of Accounts: 662

***** End of report *****

Acct	Account Level Description	Amount
A	Asset	
11140	CASH WITH TRUSTEE D.	0.00
11140	CASH WITH TRUSTEE	16,539,680.60
11140		21.90CR
11140		4,500.01CR
11300	INVESTMENTS	0.00
11410	ACCOUNTS RECEIVABLE	118,646.91CR
11420	Allowance for Doubtful Accts.	0.00
11430	DUE FROM OTHER GOVERNMENTS	3,013,891.96
11430	DUE FROM OTHER GOVERNMENTS	0.00
11440	DUE FROM OTHER FUNDS	15,632.60
11500	PROPERTY TAX RECEIVABLE	13,613,465.00
11510	ALLOWANCE FOR UNCOLL. PROPERTY	246,129.00CR
11600	PRE-PAID ITEMS	0.00
11820	CASH SHORTAGE	0.00
11890	OTHER CURRENT ASSETS	0.00
21100		0.00
-----		32,813,372.34
		=====

L	Liability	
21100	ACCOUNTS PAYABLE	84.92CR
21100		0.00
21300	PAYROLL ADJUSTMENTS	0.00
21310	INCOME TAX WITHHELD AND UNPAID	622.09
21320	SOCIAL SECURITY TAX	955.59
21325	EMPLOYEE MEDICARE DEDUCTION	223.55
21330	RETIREMENT CONTRIBUTIONS	521,799.18CR
21331	HYBRID EMPLOYER CONTRIBUTION	0.00
21339	STATE DENTAL PLAN	0.00
21340	MEDICAL INSURANCE CONTRIBUTION	223,725.72
21341	COLONIAL LIFE INS PAYABLE	0.00
21342	HARTFORD ROTH	0.00
21342	SOCIAL SECURITY	0.00
21342	STATE RETIREMENT	0.00
21342	MEDICAL INSURANCE	0.00
21342	MEDICARE	0.00
21343	AMERICAN FAMILY LIFE PAYABLE	0.00
21344	HORACE MANN LIFE INS PAYABLE	32.28
21345	CITIZENS SECURITY DENTAL	0.00
21346	WASHINGTON NATIONAL INS CO	0.00
21347	LIBERTY NATIONAL INS PAYABLE	0.00
21348	MEDICAL INSURANCE PAYABLE	6,259.40CR
21349	UNITED WAY	8.00CR
21350	NTA LIFE BUSINESS SERVICES	0.00
21351	HORACE MANN ANNUITY PAYABLE	4.35CR
21352	TRANSAMERICA	0.00
21353	DAVIS VISION	0.00
21354	ONE AMERICA	11.52
21355	EDUCATIONAL PLANNING GROUP	379.20
21356	TRUSTMARK	0.00
21357	MODERN WOODMEN INS PAYABLE	0.00
21358	HYBRID-TAXED CONTRIBUTION	3,856.62CR

Acct	Account Level Description	Amount
L	Liability	
21359	HYBRID PRETAXED CONTRIBUTION	16,052.42CR
21360	GARNISHMENTS AND LEVIES	358.58CR
21361	CENTRAL STATES HEALTH & LIFE C	0.00
21362	USABLE LIFE	0.00
21362	SOCIAL SECURITY	0.00
21362	STATE RETIREMENT	0.00
21362	MEDICAL INSURANCE	0.00
21362	MEDICARE	0.00
21363	MISCELLANEOUS DEDUCTIONS	0.00
21364	LEGAL SHIELD	0.00
21365	WAGWORKS	150.00CR
21365	WAGWORKS	0.00
21366	VALU TEACHERS	300.00
21367	LIFE INSURANCE OF ALABAMA	0.00
21370	AIG RETIREMENT (VALIC)	48.00
21380	CREDIT UNION DEDUCTIONS	358.58
21390	NEA TEA WCEA DUES	0.00
21500	DUE TO OTHER FUNDS	0.00
21510	DUE TO PRIMARY GOVERNMENT	0.00
21600	DUE TO GENERAL GOVERNMENT	0.00
21900	DUE TO PTO	0.00
29940	DEFERRED CURRENT PROP. TAXES	12,987,865.00CR
29945	DEF. DELINQUENT PROPERTY TAXES	307,701.00CR
-----		13,617,482.94CR
		=====
Q	Equity	
34110	PURCHASE ORDERS PAYABLE	0.00
34111	RESERVE FOR ENCUMBRANCE	0.00
34120	ENCUMBRANCE PRIOR YEAR	0.00
34240	PRE-PAID ITEMS	0.00
34555	RESTRICTED FOR EDUCATION	0.00
34560	RESTRICTED FOR EDUCATION - CL	0.00
34587	RESTRCT FOR HYBRID RETIR SRT	106,223.00CR
34755	ASSIGNED FOR EDUCATION - NISWO	0.00
34760	ASSIGNED FOR INSTRUCTION - RET	0.00
34765	ASSIGNED FOR SUPPORT SERVICES	3,440,534.00CR
34770	ASSIGNED FOR OPERATION NON-INS	0.00
34775	ASSIGNED FOR CAPITAL OUTLAY	0.00
34780	ASSIGNED FOR EDUCATION - CASH	2,020,000.00CR
39000	REV EXP SUMMARY FLOW THROUGH	13,633,632.41CR
39000		4,500.01
39999	UNDESIGNATED FUND BALANCE	0.00
-----		19,195,889.40CR
		=====
Grand Asset Totals		32,813,372.34
Grand Liability Tota		13,617,482.94CR
Grand Equity Totals		19,195,889.40CR
Grand Totals		0.00

Acct	Account Level Description	Amount
Number of Accounts: 87		

***** End of report *****

		CHECK CHECK				
FND ACCT	OBJ	NUMBER	DATE	VENDOR		AMOUNT
142	71100	429	142213771	01/08/2021	OFFICE DEPOT	74.62
142	72210	524	142213772	01/08/2021	UNIVERSITY OF TENNES	65.00
142	72210	524	142213772	01/08/2021	UNIVERSITY OF TENNES	330.00
142	72250	524	142213772	01/08/2021	UNIVERSITY OF TENNES	80.00
142	72130	599	142213773	01/08/2021	WAL-MART COMMUNITY	500.00
142	72210	524	142213774	01/12/2021	BARNES & NOBLE	119.80
142	72210	524	142213774	01/12/2021	BARNES & NOBLE	419.85
142	71100	429	142213774	01/12/2021	BARNES & NOBLE	123.05
142	71100	429	142213776	01/12/2021	GOVCONNECTION, INC	906.75
142	72210	524	142213777	01/12/2021	KAGAN PROFESSIONAL D	3,799.00
142	72210	355	142213778	01/12/2021	MORELOCK, CHRIS	32.43
142	71300	429	142213779	01/12/2021	NHA	888.00
142	72220	499	142213785	01/12/2021	WASHINGTON COUNTY SC	33.00
142	71100	429	142213842	01/14/2021	CDW GOVERNMENT, INC	196.00
142	71100	429	142213842	01/14/2021	CDW GOVERNMENT, INC	1,832.00
142	71300	730	142213843	01/14/2021	UNBOUND DIGITAL	29,999.75
142	71300	730	142213846	01/22/2021	SALON EQUIPMENT SOLU	1,134.00
142	71200	429	142213847	01/22/2021	THINK SOCIAL PUBLISH	356.44
142	72210	524	142213969	01/29/2021	ADKINS, JACOB	1,992.85
142	71100	429	142213972	01/29/2021	CHILD 1ST PUBLICATIO	746.45
142	71300	730	142213974	01/29/2021	ECONOMY BEAUTY SUPPL	2,500.00
142	71100	429	142213975	01/29/2021	GOVCONNECTION, INC	3,778.45
142	72210	524	142213976	01/29/2021	GREENWELL, ANGELA	2,055.21
142	71100	429	142213977	01/29/2021	LEARNING A-Z	324.00
142	71100	429	142213978	01/29/2021	MULTI SENSORY EDUCAT	85.00
142	71200	429	142213979	01/29/2021	NCS PEARSON INC	55.00
142	72130	499	142213981	01/29/2021	OTC BRANDS INC	708.02
142	71100	429	142213982	01/29/2021	SCHOLASTIC INC	740.98
Totals for checks						53,875.65

FUND SUMMARY

<u>FUND</u>	<u>DESCRIPTION</u>	<u>BALANCE SHEET</u>	<u>REVENUE</u>	<u>EXPENSE</u>	<u>TOTAL</u>
142	SCHOOL FEDERAL PROJECTS	0.00	0.00	53,875.65	53,875.65
***	Fund Summary Totals ***	0.00	0.00	53,875.65	53,875.65

***** End of report *****

Fnd T	Acct	Obj	Prj	Loc	Prg	Account Level Description	2020-21 Budget	January 2020-21 Monthly Activity	2020-21 FYTD Activity	Encumbered Amount	Unexpended Balance - YTD Act	2020-21 FYTD %
010						CONSOLIDATED ADMINISTRATION						
142	E	72210	105	010	00001	000 SUPERVISOR/DIRECTOR	88,000.00	7,230.84	50,615.88	0.00	37,384.12	57.52
142	E	72210	161	010	00001	000 SECRETARY(S)	0.00	0.00	0.00	0.00	0.00	0.00
142	E	72210	162	010	00001	000 CLERICAL PERSONNEL	45,000.00	3,238.38	24,287.85	0.00	20,712.15	53.97
142	E	72210	189	010	00000	000 OTHER SALARIES & WAGES	0.00	0.00	0.00	0.00	0.00	0.00
142	E	72210	189	010	00001	000 OTHER SALARIES & WAGES	60,000.00	4,830.17	33,811.19	0.00	26,188.81	56.35
142	E	72210	201	010	00000	000	0.00	0.00	0.00	0.00	0.00	0.00
142	E	72210	201	010	00001	000 SOCIAL SECURITY	11,966.00	889.99	6,451.34	0.00	5,514.66	53.91
142	E	72210	204	010	00000	000	0.00	0.00	0.00	0.00	0.00	0.00
142	E	72210	204	010	00001	000 STATE RETIREMENT	19,524.00	1,549.87	11,004.69	0.00	8,519.31	56.36
142	E	72210	207	010	00000	000	0.00	0.00	0.00	0.00	0.00	0.00
142	E	72210	207	010	00001	000 MEDICAL INSURANCE	35,582.00	2,007.60	9,879.60	0.00	25,702.40	27.77
142	E	72210	212	010	00000	000	0.00	0.00	0.00	0.00	0.00	0.00
142	E	72210	212	010	00001	000 EMPLOYER MEDICARE	2,799.00	208.14	1,508.80	0.00	1,290.20	53.90
142	E	72210	336	010	00000	000 MAINTENANCE AND REPAIR SERVICE	0.00	0.00	0.00	0.00	0.00	0.00
142	E	72210	355	010	00000	000 TRAVEL	10,000.00	32.43	407.02	0.00	9,592.98	4.07
142	E	72210	499	010	00000	000 OTHER SUPPLIES AND MATERIALS	10,000.00	0.00	2,575.68	0.00	7,424.32	25.76
142	E	72210	524	010	00000	000 IN SERVICE / STAFF DEVELOPMENT	9,229.00	65.00	175.00	0.00	9,054.00	1.90
142	E	99100	504	010	00008	000 INDIRECT COST	4,000.00	0.00	0.00	0.00	4,000.00	0.00
					010		296,100.00	20,052.42	140,717.05	0.00	155,382.95	47.52

Fnd T Acct	Obj Prj Loc	Prg	Account Level Description	2020-21 Budget	January 2020-21 Monthly Activity	2020-21 FYTD Activity	Encumbered Amount	Unexpended Balance - YTD Act	2020-21 FYTD %
100			TITLE I						
142 E 71100	116 100	00000 000	TEACHERS	798,040.00	65,775.42	330,840.05	0.00	467,199.95	41.46
142 E 71100	163 100	00000 000	EDUCATIONAL ASSISTANTS	117,064.00	7,468.45	48,944.26	0.00	68,119.74	41.81
142 E 71100	189 100	00000 000	OTHER SALARIES & WAGES	256,900.00	891.00	1,485.00	0.00	255,415.00	0.58
142 E 71100	195 100	00000 000	CERTIFIED SUBSTITUTE TEACHERS	0.00	0.00	0.00	0.00	0.00	0.00
142 E 71100	201 100	00000 000	SOCIAL SECURITY	72,664.00	4,060.63	21,173.91	0.00	51,490.09	29.14
142 E 71100	204 100	00000 000	STATE RETIREMENT	120,068.00	7,182.51	37,278.62	0.00	82,789.38	31.05
142 E 71100	207 100	00000 000	MEDICAL INSURANCE	182,259.00	17,679.60	82,734.00	0.00	99,525.00	45.39
142 E 71100	212 100	00000 000	EMPLOYER MEDICARE	16,994.00	982.24	5,079.07	0.00	11,914.93	29.89
142 E 71100	311 100	00000 000	CONTRACTS WITH OTHER SCHOOL SY	0.00	0.00	0.00	0.00	0.00	0.00
142 E 71100	336 100	00000 000	MAINTENANCE AND REPAIR SERVICE	0.00	0.00	0.00	0.00	0.00	0.00
142 E 71100	429 100	00000 000	INSTRUCTIONAL SUPPLIES & MATER	80,179.53	6,779.30	8,640.59	0.00	71,538.94	10.78
142 E 71100	499 100	00000 000	OTHER SUPPLIES AND MATERIALS	0.00	0.00	0.00	0.00	0.00	0.00
142 E 71100	722 100	00000 000	REGULAR INSTRUCTION EQUIPMENT	0.00	0.00	0.00	0.00	0.00	0.00
142 E 72130	189 100	00000 000	OTHER SALARIES & WAGES	0.00	0.00	0.00	0.00	0.00	0.00
142 E 72130	201 100	00000 000	SOCIAL SECURITY	0.00	0.00	0.00	0.00	0.00	0.00
142 E 72130	204 100	00000 000	STATE RETIREMENT	0.00	0.00	0.00	0.00	0.00	0.00
142 E 72130	207 100	00000 000	MEDICAL INSURANCE	0.00	0.00	0.00	0.00	0.00	0.00
142 E 72130	212 100	00000 000	EMPLOYER MEDICARE	0.00	0.00	0.00	0.00	0.00	0.00
142 E 72130	499 100	00000 000	OTHER SUPPLIES AND MATERIALS	22,000.00	708.02	1,708.02	0.00	20,291.98	7.76
142 E 72130	599 100	00000 000	OTHER CHARGES	5,000.00	500.00	500.00	0.00	4,500.00	10.00
142 E 72210	189 100	00000 000	OTHER SALARIES & WAGES	48,000.00	0.00	0.00	0.00	48,000.00	0.00
142 E 72210	195 100	00000 000	CERTIFIED SUBSTITUTE TEACHERS	0.00	0.00	0.00	0.00	0.00	0.00
142 E 72210	201 100	00000 000	SOCIAL SECURITY	2,976.00	0.00	0.00	0.00	2,976.00	0.00
142 E 72210	204 100	00000 000	STATE RETIREMENT	4,831.00	0.00	0.00	0.00	4,831.00	0.00
142 E 72210	207 100	00000 000	MEDICAL INSURANCE	5,746.00	0.00	0.00	0.00	5,746.00	0.00
142 E 72210	212 100	00000 000	EMPLOYER MEDICARE	696.00	0.00	0.00	0.00	696.00	0.00
142 E 72210	355 100	00000 000	TRAVEL	5,188.00	0.00	0.00	0.00	5,188.00	0.00
142 E 72210	524 100	00000 000	IN SERVICE / STAFF DEVELOPMENT	10,000.00	539.65	539.65	0.00	9,460.35	5.40
142 E 72210	599 100	00000 000	OTHER CHARGES	0.00	0.00	0.00	0.00	0.00	0.00
142 E 99100	504 100	00008 000	INDIRECT COST	35,000.00	0.00	0.00	0.00	35,000.00	0.00
142 E 99100	590 100	00000 000	TRANSFERS OUT	0.00	0.00	0.00	0.00	0.00	0.00
				<u>1,783,605.53</u>	<u>112,566.82</u>	<u>538,923.17</u>	<u>0.00</u>	<u>1,244,682.36</u>	<u>30.22</u>

Fnd T Acct	Obj Prj Loc	Prg	Account Level Description	2020-21 Budget	January 2020-21 Monthly Activity	2020-21 FYTD Activity	Encumbered Amount	Unexpended Balance - YTD Act	2020-21 FYTD %
160			TITLE I-D						
142 E 71100 429 160 00000 000			INSTRUCTIONAL SUPPLIES & MATER	12,275.92	2,028.00	3,327.99	0.00	8,947.93	27.11
142 E 72210 499 160 00000 000			OTHER SUPPLIES AND MATERIALS	12,600.00	0.00	0.00	0.00	12,600.00	0.00
142 E 72210 524 160 00000 000			IN-SERVICE / STAFF DEVELOPMENT	5,500.00	0.00	110.00	0.00	5,390.00	2.00
142 E 99100 504 160 00000 000			INDIRECT COST	1,500.00	0.00	0.00	0.00	1,500.00	0.00
	160			31,875.92	2,028.00	3,437.99	0.00	28,437.93	10.79

Fnd T Acct		Obj	Prj	Loc	Prg	Account Level Description	2020-21 Budget	January 2020-21 Monthly Activity	2020-21 FYTD Activity	Encumbered Amount	Unexpended Balance - YTD Act	2020-21 FYTD %
171 ADD. TARGETED SUPPORT & IMPROV												
142	E	71100	195	171	00000	000 CERTIFIED SUBSTITUTE TEACHERS	0.00	0.00	0.00	0.00	0.00	0.00
142	E	71100	201	171	00000	000 SOCIAL SECURITY	0.00	0.00	0.00	0.00	0.00	0.00
142	E	71100	212	171	00000	000 MEDICARE	0.00	0.00	0.00	0.00	0.00	0.00
142	E	71100	429	171	00000	000 INSTRUCTIONAL SUPPLIES AND MAT	0.00	0.00	0.00	0.00	0.00	0.00
142	E	72210	196	171	00000	000 IN SERVICE TRAINING	0.00	0.00	0.00	0.00	0.00	0.00
142	E	72210	524	171	00000	000 IN-SERVICE / STAFF DEVELOPMENT	21,174.41	3,799.00	3,799.00	0.00	17,375.41	17.94
142	E	99100	504	171	00000	000 INDIRECT COST	1,000.00	0.00	0.00	0.00	1,000.00	0.00
171							22,174.41	3,799.00	3,799.00	0.00	18,375.41	17.13

Account Level		2020-21	January 2020-21	2020-21	Encumbered	Unexpended	2020-21
Fnd T Acct	Obj Prj Loc Prg Description	Budget	Monthly Activity	FYTD Activity	Amount	Balance - YTD Act	FYTD %
172	ADAPTIVE LEARNING TECH. GRANT						
142 E 71100 195 172 00000 000	CERTIFIED SUBSTITUTE TEACHERS	0.00	0.00	0.00	0.00	0.00	0.00
142 E 71100 429 172 00000 000	INSTRUCTIONAL SUPPLIES AND MAT	5,963.65	0.00	5,900.00	0.00	63.65	98.93
142 E 72210 524 172 00001 000	IN-SERVICE / STAFF DEVELOPMENT	0.00	0.00	0.00	0.00	0.00	0.00
142 E 99100 504 172 00008 000	INDIRECT COST	0.00	0.00	0.00	0.00	0.00	0.00
	172	5,963.65	0.00	5,900.00	0.00	63.65	98.93

Fnd T Acct	Obj Prj Loc	Prg	Account Level Description	2020-21 Budget	January 2020-21 Monthly Activity	2020-21 FYTD Activity	Encumbered Amount	Unexpended Balance - YTD Act	2020-21 FYTD %
200			TITLE II - A						
142 E 71100 116 200 00000 000			TEACHERS	77,168.00	6,163.90	21,701.47	0.00	55,466.53	28.12
142 E 71100 195 200 00000 000			CERTIFIED SUBSTITUTE TEACHERS	0.00	0.00	0.00	0.00	0.00	0.00
142 E 71100 201 200 00000 000			SOCIAL SECURITY	4,785.00	382.16	1,345.49	0.00	3,439.51	28.12
142 E 71100 204 200 00000 000			STATE RETIREMENT	7,925.00	554.76	1,953.16	0.00	5,971.84	24.65
142 E 71100 207 200 00000 000			MEDICAL INSURANCE	11,492.00	0.00	0.00	0.00	11,492.00	0.00
142 E 71100 212 200 00000 000			EMPLOYER MEDICARE	1,119.00	89.37	314.65	0.00	804.35	28.12
142 E 72210 138 200 00010 000			INSTR COMPUTER PERSONNEL	101,351.00	8,445.91	28,904.81	0.00	72,446.19	28.52
142 E 72210 189 200 00000 000			OTHER SALARIES & WAGES	11,880.00	0.00	1,254.00	0.00	10,626.00	10.56
142 E 72210 195 200 00000 000			CERTIFIED SUBSTITUTE TEACHERS	0.00	0.00	0.00	0.00	0.00	0.00
142 E 72210 201 200 00000 000			SOCIAL SECURITY	7,634.00	0.00	77.67	0.00	7,556.33	1.02
142 E 72210 201 200 00010 000				0.00	496.30	1,717.32	0.00	-1,717.32	0.00
142 E 72210 204 200 00000 000			STATE RETIREMENT	12,687.00	0.00	128.78	0.00	12,558.22	1.02
142 E 72210 204 200 00010 000				0.00	867.39	2,968.50	0.00	-2,968.50	0.00
142 E 72210 207 200 00000 000			MEDICAL INSURANCE	16,947.00	0.00	0.00	0.00	16,947.00	0.00
142 E 72210 207 200 00010 000				0.00	1,646.40	4,902.00	0.00	-4,902.00	0.00
142 E 72210 212 200 00000 000			EMPLOYER MEDICARE	1,785.00	0.00	18.18	0.00	1,766.82	1.02
142 E 72210 212 200 00010 000				0.00	116.07	401.63	0.00	-401.63	0.00
142 E 72210 355 200 00000 000			TRAVEL	0.00	0.00	0.00	0.00	0.00	0.00
142 E 72210 499 200 00000 000			OTHER SUPPLIES AND MATERIALS	0.00	0.00	0.00	0.00	0.00	0.00
142 E 72210 524 200 00000 000			IN SERVICE / STAFF DEVELOPMENT	96,053.16	4,378.06	21,583.06	0.00	74,470.10	22.47
142 E 99100 504 200 00008 000			INDIRECT COST	10,000.00	0.00	0.00	0.00	10,000.00	0.00
142 E 99100 590 200 00000 000			TRANSFERS OUT	0.00	0.00	0.00	0.00	0.00	0.00
	200			360,826.16	23,140.32	87,270.72	0.00	273,555.44	24.19

Fnd T Acct	Obj Prj Loc	Prg	Account Level Description	2020-21 Budget	January 2020-21 Monthly Activity	2020-21 FYTD Activity	Encumbered Amount	Unexpended Balance - YTD Act	2020-21 FYTD %
440			TITLE IV						
142 E 71100 429 440 00000 000			INSTRUCTIONAL SUPPLIES & MAT.	0.00	0.00	0.00	0.00	0.00	0.00
142 E 71150 116 440 00000 000			TEACHERS	37,762.00	3,146.83	23,079.49	0.00	14,682.51	61.12
142 E 71150 201 440 00000 000			SOCIAL SECURITY	2,342.00	161.74	1,249.98	0.00	1,092.02	53.37
142 E 71150 204 440 00000 000			STATE RETIREMENT	3,878.00	283.22	1,416.10	0.00	2,461.90	36.52
142 E 71150 207 440 00000 000			MEDICAL INSURANCE	10,884.00	1,088.40	6,450.00	0.00	4,434.00	59.26
142 E 71150 212 440 00000 000			MEDICARE	548.00	37.83	292.35	0.00	255.65	53.35
142 E 72130 123 440 00000 000			GUIDANCE PERSONNEL	52,918.00	4,409.83	22,049.15	0.00	30,868.85	41.67
142 E 72130 201 440 00000 000			SOCIAL SECURITY	3,281.00	252.02	1,261.26	0.00	2,019.74	38.44
142 E 72130 204 440 00000 000			STATE RETIREMENT	5,435.00	452.89	2,264.45	0.00	3,170.55	41.66
142 E 72130 207 440 00000 000			MEDICAL INSURANCE	9,192.00	919.20	4,524.00	0.00	4,668.00	49.22
142 E 72130 212 440 00000 000			EMPLOYER MEDICARE	768.00	58.94	294.98	0.00	473.02	38.41
142 E 72130 499 440 00000 000			OTHER SUPPLIES & MATERIALS	0.00	0.00	0.00	0.00	0.00	0.00
142 E 72130 524 440 00000 000			IN SERVICE / STAFF DEVELOPMENT	0.00	0.00	0.00	0.00	0.00	0.00
142 E 72130 599 440 00000 000			OTHER CHARGES	0.00	0.00	0.00	0.00	0.00	0.00
142 E 72250 105 440 00000 000			SUPERVISOR / DIRECTOR	0.00	0.00	0.00	0.00	0.00	0.00
142 E 72250 524 440 00000 000			IN-SERVICE / STAFF DEVELOPMENT	627.79	80.00	80.00	0.00	547.79	12.74
142 E 72250 790 440 00000 000			OTHER EQUIPMENT	0.00	0.00	0.00	0.00	0.00	0.00
142 E 72710 201 440 00000 000				0.00	0.00	0.00	0.00	0.00	0.00
142 E 72710 204 440 00000 000				0.00	0.00	0.00	0.00	0.00	0.00
142 E 72710 212 440 00000 000				0.00	0.00	0.00	0.00	0.00	0.00
142 E 72710 599 440 00000 000			OTHER CHARGES	0.00	0.00	0.00	0.00	0.00	0.00
142 E 99100 504 440 00000 000			INDIRECT COST	500.00	0.00	0.00	0.00	500.00	0.00
			440	128,135.79	10,890.90	62,961.76	0.00	65,174.03	49.14

Fnd T Acct	Obj Prj Loc	Prg	Account Level Description	2020-21 Budget	January 2020-21 Monthly Activity	2020-21 FYTD Activity	Encumbered Amount	Unexpended Balance - YTD Act	2020-21 FYTD %
800			CARL PERKINS						
142 E 71300 116 800 00021 000			TEACHERS	0.00	0.00	0.00	0.00	0.00	0.00
142 E 71300 189 800 00021 000			OTHER SALARIES & WAGES	4,882.00	0.00	0.00	0.00	4,882.00	0.00
142 E 71300 201 800 00021 000			SOCIAL SECURITY	459.00	0.00	0.00	0.00	459.00	0.00
142 E 71300 204 800 00021 000			STATE RETIREMENT	300.00	0.00	0.00	0.00	300.00	0.00
142 E 71300 207 800 00021 000			MEDICAL INSURANCE	274.00	0.00	0.00	0.00	274.00	0.00
142 E 71300 212 800 00021 000			EMPLOYER MEDICARE	85.00	0.00	0.00	0.00	85.00	0.00
142 E 71300 429 800 00000 000			INSTRUCTIONAL SUPPLIES & MATER	19,400.00	888.00	11,288.00	0.00	8,112.00	58.19
142 E 71300 499 800 00000 000			OTHER SUPPLIES AND MATERIALS	8,037.80	0.00	450.00	0.00	7,587.80	5.60
142 E 71300 599 800 00000 000			OTHER CHARGES	0.00	0.00	0.00	0.00	0.00	0.00
142 E 71300 730 800 00000 000			VOCATIONAL INSTRUCTION EQUIPME	67,310.00	33,633.75	39,023.19	0.00	28,286.81	57.98
142 E 72130 146 800 00000 000			BUS DRIVERS	0.00	0.00	0.00	0.00	0.00	0.00
142 E 72130 355 800 00000 000			TRAVEL	3,600.00	0.00	0.00	0.00	3,600.00	0.00
142 E 72130 399 800 00000 000			OTHER CONTRACTED SERVICES	0.00	0.00	0.00	0.00	0.00	0.00
142 E 72130 524 800 00000 000			IN SERVICE / STAFF DEVELOPMENT	16,000.00	0.00	3,590.00	0.00	12,410.00	22.44
142 E 72230 599 800 00000 000				0.00	0.00	0.00	0.00	0.00	0.00
142 E 99100 504 800 00008 000			INDIRECT COST	3,383.81	0.00	0.00	0.00	3,383.81	0.00
142 E 99100 590 800 00008 000			TRANS. OUT - INDIRECT COST	0.00	0.00	0.00	0.00	0.00	0.00
			800	123,731.61	34,521.75	54,351.19	0.00	69,380.42	43.93

Account Level						2020-21	January 2020-21	2020-21	Encumbered	Unexpended	2020-21	
Fnd T Acct	Obj	Prj	Loc	Prg	Description	Budget	Monthly Activity	FYTD Activity	Amount	Balance - YTD Act	FYTD %	
803 PERKINS SECONDARY RESERVE												
142 E	71300	429	803	00000	000	INSTRUCTIONAL SUPPLIES & MAT.	8,249.45	0.00	0.00	0.00	8,249.45	0.00
142 E	71300	499	803	00000	000	OTHER SUPPLIES AND MATERIALS	2,897.99	0.00	0.00	0.00	2,897.99	0.00
142 E	71300	730	803	00000	000	VOCATIONAL INSTRUCTION EQUIP.	38,687.52	0.00	47,331.98	0.00	-8,644.46	122.34
803						49,834.96	0.00	47,331.98	0.00	2,502.98	94.98	

Fnd T Acct		Obj	Prj	Loc	Prg	Account Level Description	2020-21 Budget	January 2020-21 Monthly Activity	2020-21 FYTD Activity	Encumbered Amount	Unexpended Balance - YTD Act	2020-21 FYTD %
892		STATE DISCRETIONARY - PRESCHOO										
142	E	71200	195	892	00000	000	CERTIFIED SUBSTITUTE TEACHERS	0.00	0.00	0.00	0.00	0.00
142	E	71200	429	892	00000	000	INSTRUCTIONAL SUPPLIES & MATER	0.00	0.00	0.00	0.00	0.00
142	E	71200	725	892	00000	000	SPECIAL EDUCATION EQUIPMENT	0.00	0.00	0.00	0.00	0.00
142	E	72220	355	892	00000	000	TRAVEL	0.00	0.00	0.00	0.00	0.00
142	E	72220	524	892	00000	000	IN SERVICE / STAFF DEVELOPMENT	0.00	0.00	0.00	0.00	0.00
142	E	99100	504	892	00000	000	INDIRECT COST	0.00	0.00	0.00	0.00	0.00
							892	0.00	0.00	0.00	0.00	0.00

Fnd T Acct	Obj Prj Loc	Prg	Account Level Description	2020-21 Budget	January 2020-21 Monthly Activity	2020-21 FYTD Activity	Encumbered Amount	Unexpended Balance - YTD Act	2020-21 FYTD %
894			IDEA INNOVATION						
142 E 71100 189 894 00008 000			OTHER SALARIES & WAGES	0.00	0.00	0.00	0.00	0.00	0.00
142 E 71100 195 894 00000 000			CERTIFIED SUBSTITUTE TEACHERS	0.00	0.00	0.00	0.00	0.00	0.00
142 E 71100 201 894 00008 000			SOCIAL SECURITY	0.00	0.00	0.00	0.00	0.00	0.00
142 E 71100 212 894 00008 000			EMPLOYER MEDICARE	0.00	0.00	0.00	0.00	0.00	0.00
142 E 71100 429 894 00000 000			INSTRUCTIONAL SUPPLIES & MATER	0.00	0.00	0.00	0.00	0.00	0.00
142 E 71200 429 894 00000 000			Instructional Supplies & Mat.	0.00	0.00	0.00	0.00	0.00	0.00
142 E 72210 138 894 00010 000			INSTRUCTIONAL COMPUTER PERSONN	0.00	0.00	0.00	0.00	0.00	0.00
142 E 72210 189 894 00000 000			OTHER SALARIES & WAGES	0.00	0.00	0.00	0.00	0.00	0.00
142 E 72210 201 894 00000 000				0.00	0.00	0.00	0.00	0.00	0.00
142 E 72210 201 894 00013 000			SOCIAL SECURITY	0.00	0.00	0.00	0.00	0.00	0.00
142 E 72210 204 894 00000 000			STATE RETIREMENT	0.00	0.00	0.00	0.00	0.00	0.00
142 E 72210 212 894 00000 000				0.00	0.00	0.00	0.00	0.00	0.00
142 E 72210 212 894 00013 000			EMPLOYER MEDICARE	0.00	0.00	0.00	0.00	0.00	0.00
142 E 72210 429 894 00000 000			INSTRUCTIONAL SUPPLIES & MATER	0.00	0.00	0.00	0.00	0.00	0.00
142 E 72210 524 894 00000 000			IN SERVICE / STAFF DEVELOPMENT	0.00	0.00	0.00	0.00	0.00	0.00
142 E 72220 725 894 00000 000			SPECIAL EDUCATION EQUIPMENT	15,088.50	0.00	15,046.00	0.00	42.50	99.72
142 E 99100 504 894 00008 000			INDIRECT COST	0.00	0.00	0.00	0.00	0.00	0.00
	894			15,088.50	0.00	15,046.00	0.00	42.50	99.72

Account Level		2020-21	January 2020-21	2020-21	Encumbered	Unexpended	2020-21
Fnd T Acct	Obj Prj Loc Prg Description	Budget	Monthly Activity	FYTD Activity	Amount	Balance - YTD Act	FYTD %
897	IDEA DISCRETIONARY SPDG						
142 E 71200 429 897 00000 000	IDEA DISCRETIONARY SPDG	0.00	0.00	0.00	0.00	0.00	0.00
142 E 71200 725 897 00000 000	SPECIAL EDUCATION EQUIPMENT	10,000.00	0.00	0.00	0.00	10,000.00	0.00
	897	10,000.00	0.00	0.00	0.00	10,000.00	0.00

Account Level		2020-21	January 2020-21	2020-21	Encumbered	Unexpended	2020-21
Fnd T Acct	Obj Prj Loc Prg Description	Budget	Monthly Activity	FYTD Activity	Amount	Balance - YTD Act	FYTD %
899	IDEA SUSTAINABILITY GRANT						
142 E 71200 195 899 00000 000	CERTIFIED SUBSTITUTE TEACHERS	2,000.00	0.00	0.00	0.00	2,000.00	0.00
142 E 71200 201 899 00000 000	SOCIAL SECURITY	124.00	0.00	0.00	0.00	124.00	0.00
142 E 71200 204 899 00000 000	STATE RETIREMENT	0.00	0.00	0.00	0.00	0.00	0.00
142 E 71200 212 899 00000 000	EMPLOYER MEDICARE	29.00	0.00	0.00	0.00	29.00	0.00
142 E 71200 429 899 00000 000	INSTRUCTIONAL SUPPLIES & MATER	41,452.12	0.00	36,146.31	0.00	5,305.81	87.20
142 E 71200 725 899 00000 000	SPECIAL EDUCATION EQUIPMENT	10,306.88	0.00	0.00	0.00	10,306.88	0.00
142 E 72220 196 899 00000 000	IN SERVICE TRAINING	5,000.00	0.00	3,521.25	0.00	1,478.75	70.43
142 E 72220 196 899 00020 000	IN SERVICE TRAINING	0.00	0.00	0.00	0.00	0.00	0.00
142 E 72220 201 899 00000 000	SOCIAL SECURITY	310.00	0.00	74.17	0.00	235.83	23.93
142 E 72220 204 899 00000 000	STATE RETIREMENT	480.00	0.00	117.41	0.00	362.59	24.46
142 E 72220 212 899 00000 000	EMPLOYER MEDICARE	73.00	0.00	17.36	0.00	55.64	23.78
142 E 72220 524 899 00000 000	IN-SERVICE / STAFF DEVELOPMENT	10,225.00	0.00	4,851.50	0.00	5,373.50	47.45
	899	70,000.00	0.00	44,728.00	0.00	25,272.00	63.90

Fnd T Acct	Obj Prj Loc	Prg	Account Level Description	2020-21 Budget	January 2020-21 Monthly Activity	2020-21 FYTD Activity	Encumbered Amount	Unexpended Balance - YTD Act	2020-21 FYTD %
900			IDEA PART- B						
142 E 71200 116 900 00000 000			TEACHERS	97,793.00	7,831.00	39,155.00	0.00	58,638.00	40.04
142 E 71200 163 900 00000 000			EDUCATIONAL ASSISTANTS	905,564.00	60,127.88	354,035.26	0.00	551,528.74	39.10
142 E 71200 171 900 00000 000			SPEECH PATHOLOGIST	44,092.00	3,638.33	18,191.65	0.00	25,900.35	41.26
142 E 71200 189 900 00000 000			OTHER SALARIES & WAGES	0.00	0.00	0.00	0.00	0.00	0.00
142 E 71200 201 900 00000 000			SOCIAL SECURITY	65,123.00	3,871.90	22,826.75	0.00	42,296.25	35.05
142 E 71200 204 900 00000 000			STATE RETIREMENT	101,541.00	5,823.32	34,645.52	0.00	66,895.48	34.12
142 E 71200 207 900 00000 000			MEDICAL INSURANCE	364,686.00	33,567.20	156,519.60	0.00	208,166.40	42.92
142 E 71200 212 900 00000 000			EMPLOYER MEDICARE	13,917.00	905.54	5,338.59	0.00	8,578.41	38.36
142 E 71200 429 900 00000 000			INSTRUCTIONAL SUPPLIES & MAT.	70,000.00	411.44	6,545.47	0.00	63,454.53	9.35
142 E 71200 725 900 00000 000			SPECIAL EDUCATION EQUIPMENT	30,000.00	0.00	0.00	0.00	30,000.00	0.00
142 E 72210 524 900 00000 000			Staff Development	0.00	0.00	0.00	0.00	0.00	0.00
142 E 72220 189 900 00000 000			OTHER SALARIES & WAGES	0.00	0.00	0.00	0.00	0.00	0.00
142 E 72220 201 900 00000 000			SOCIAL SECURITY	0.00	0.00	0.00	0.00	0.00	0.00
142 E 72220 204 900 00000 000			STATE RETIREMENT	0.00	0.00	0.00	0.00	0.00	0.00
142 E 72220 207 900 00000 000			MEDICAL INSURANCE	0.00	0.00	0.00	0.00	0.00	0.00
142 E 72220 212 900 00000 000			EMPLOYER MEDICARE	0.00	0.00	0.00	0.00	0.00	0.00
142 E 72220 312 900 00000 000			CONTRACTS W PRIVATE AGENCIES	41,409.91	0.00	0.00	0.00	41,409.91	0.00
142 E 72220 336 900 00000 000			MAINTENANCE & REPAIR OF EQUIPM	2,000.00	0.00	0.00	0.00	2,000.00	0.00
142 E 72220 355 900 00000 000			TRAVEL	30,000.00	0.00	0.00	0.00	30,000.00	0.00
142 E 72220 399 900 00000 000			OTHER CONTRACTED SERVICES	0.00	0.00	0.00	0.00	0.00	0.00
142 E 72220 429 900 00000 000			Instructional Supplies & Mat.	0.00	0.00	0.00	0.00	0.00	0.00
142 E 72220 499 900 00000 000			OTHER SUPPLIES AND MATERIALS	70,000.00	33.00	33.00	0.00	69,967.00	0.05
142 E 72220 524 900 00000 000			IN SERVICE / STAFF DEVELOPMENT	80,000.00	0.00	65.00	0.00	79,935.00	0.08
142 E 72710 146 900 00020 000			BUS DRIVERS	287,625.00	18,980.82	93,535.15	0.00	194,089.85	32.52
142 E 72710 201 900 00020 000			SOCIAL SECURITY	17,833.00	1,020.39	5,020.23	0.00	12,812.77	28.15
142 E 72710 204 900 00020 000			STATE RETIREMENT	27,641.00	1,830.63	9,021.57	0.00	18,619.43	32.64
142 E 72710 207 900 00020 000			MEDICAL INSURANCE	92,802.59	11,712.00	58,564.80	0.00	34,237.79	63.11
142 E 72710 212 900 00020 000			EMPLOYER MEDICARE	4,171.00	238.66	1,174.18	0.00	2,996.82	28.15
142 E 99100 504 900 00008 000			INDIRECT COST	17,280.87	0.00	0.00	0.00	17,280.87	0.00
			900	2,363,479.37	149,992.11	804,671.77	0.00	1,558,807.60	34.05

Fnd T Acct	Obj Prj Loc	Prg	Account Level Description	2020-21 Budget	January 2020-21 Monthly Activity	2020-21 FYTD Activity	Encumbered Amount	Unexpended Balance - YTD Act	2020-21 FYTD %
910			IDEA PRESCHOOL						
142 E 71200 163 910 00000 000			EDUCATIONAL ASSISTANTS	30,244.00	2,230.13	11,156.51	0.00	19,087.49	36.89
142 E 71200 201 910 00000 000			SOCIAL SECURITY	1,875.00	129.74	653.05	0.00	1,221.95	34.83
142 E 71200 204 910 00000 000			STATE RETIREMENT	2,906.00	115.56	803.69	0.00	2,102.31	27.66
142 E 71200 207 910 00000 000			MEDICAL INSURANCE	14,208.00	558.00	3,294.00	0.00	10,914.00	23.18
142 E 71200 212 910 00000 000			EMPLOYER MEDICARE	594.18	30.34	152.73	0.00	441.45	25.70
142 E 71200 429 910 00000 000			INSTRUCTIONAL SUPPLIES & MATER	19,416.36	0.00	0.00	0.00	19,416.36	0.00
142 E 71200 499 910 00000 000			OTHER SUPPLIES AND MATERIALS	0.00	0.00	0.00	0.00	0.00	0.00
142 E 71200 725 910 00000 000			SPECIAL EDUCATION EQUIPMENT	0.00	0.00	0.00	0.00	0.00	0.00
142 E 72220 189 910 00000 000			OTHER SALARIES & WAGES	0.00	0.00	0.00	0.00	0.00	0.00
142 E 72220 201 910 00000 000			SOCIAL SECURITY	0.00	0.00	0.00	0.00	0.00	0.00
142 E 72220 204 910 00000 000			STATE RETIREMENT	0.00	0.00	0.00	0.00	0.00	0.00
142 E 72220 207 910 00000 000			EMPLOYER MEDICARE	0.00	0.00	0.00	0.00	0.00	0.00
142 E 72220 212 910 00000 000			EMPLOYER MEDICARE	0.00	0.00	0.00	0.00	0.00	0.00
142 E 72220 355 910 00000 000			TRAVEL	0.00	0.00	0.00	0.00	0.00	0.00
142 E 72220 399 910 00000 000			OTHER CONTRACTED SERVICES	0.00	0.00	0.00	0.00	0.00	0.00
142 E 72220 499 910 00000 000			OTHER SUPPLIES AND MATERIALS	0.00	0.00	0.00	0.00	0.00	0.00
142 E 72220 524 910 00000 000			IN SERVICE / STAFF DEVELOPMENT	15,000.00	0.00	0.00	0.00	15,000.00	0.00
142 E 72220 790 910 00000 000			OTHER EQUIPMENT	20,000.00	0.00	0.00	0.00	20,000.00	0.00
142 E 99100 504 910 00008 000			INDIRECT COST	280.31	0.00	0.00	0.00	280.31	0.00
			910	104,523.85	3,063.77	16,059.98	0.00	88,463.87	15.36

Fnd T Acct	Obj Prj Loc	Prg	Account Level Description	2020-21 Budget	January 2020-21 Monthly Activity	2020-21 FYTD Activity	Encumbered Amount	Unexpended Balance - YTD Act	2020-21 FYTD %
931			ESSE						
142 E 71100 429 931 00000 000			SUPPLIES & MATERIALS	894,780.96	0.00	438,948.46	0.00	455,832.50	49.06
142 E 71100 471 931 00000 000			SOFTWARE	311,312.26	0.00	161,618.26	0.00	149,694.00	51.92
142 E 71200 189 931 00000 000			OTHER SALARIES AND WAGES	42,473.00	0.00	0.00	0.00	42,473.00	0.00
142 E 71200 201 931 00000 000			SOCIAL SECURITY	2,549.00	0.00	0.00	0.00	2,549.00	0.00
142 E 71200 204 931 00000 000			STATE RETIREMENT	4,362.00	0.00	0.00	0.00	4,362.00	0.00
142 E 71200 212 931 00000 000			MEDICARE	616.00	0.00	0.00	0.00	616.00	0.00
142 E 71200 399 931 00000 000			OTHER CONTRACTED SERVICE	50,000.00	0.00	0.00	0.00	50,000.00	0.00
142 E 72120 399 931 00000 000			OTHER CONTRACTED SERVICE	226.54	0.00	0.00	0.00	226.54	0.00
142 E 72210 189 931 00000 000			OTHER SALARIES & WAGES	3,300.00	0.00	1,881.00	0.00	1,419.00	57.00
142 E 72210 201 931 00000 000			SOCIAL SECURITY	205.00	0.00	114.18	0.00	90.82	55.70
142 E 72210 204 931 00000 000			STATE RETIREMENT	339.00	0.00	193.18	0.00	145.82	56.99
142 E 72210 212 931 00000 000			EMPLOYER MEDICARE	48.00	0.00	26.70	0.00	21.30	55.63
142 E 72210 524 931 00000 000			IN-SERVICE / STAFF DEVELOPMENT	1,280.00	0.00	1,280.00	0.00	0.00	100.00
142 E 99100 504 931 00000 000			INDIRECT COST	1,000.00	0.00	0.00	0.00	1,000.00	0.00
	931			1,312,491.76	0.00	604,061.78	0.00	708,429.98	46.02

Account Level		2020-21	January 2020-21	2020-21	Encumbered	Unexpended	2020-21
Fnd T Acct	Obj Prj Loc Prg Description	Budget	Monthly Activity	FYTD Activity	Amount	Balance - YTD Act	FYTD %
932	REOPENING PROGRAMMATIC GRANT						
142 E 71100 429 932 00000 000	INSTRUCTIONAL SUPPLIES & MATER	5,485.47	0.00	2,792.02	0.00	2,693.45	50.90
142 E 72210 429 932 00000 000	INSTRUCTIONAL SUPPLIES & MATER	21,595.52	0.00	21,595.52	0.00	0.00	100.00
142 E 72250 350 932 00000 000	INTERNET CONNECTIVITY	72,918.01	0.00	72,918.01	0.00	0.00	100.00
	932	99,999.00	0.00	97,305.55	0.00	2,693.45	97.31

		Account Level		2020-21	January 2020-21	2020-21	Encumbered	Unexpended	2020-21				
Fnd	T Acct	Obj	Prj	Loc	Prg	Description	Budget	Monthly Activity	FYTD Activity	Amount	Balance - YTD Act	FYTD %	
933						REMOTE TECH GRANT							
142	E	71100	722	933	00000	000	INSTRUCTION EQUIPMENT	262,538.05	0.00	0.00	0.00	262,538.05	0.00
						933		262,538.05	0.00	0.00	0.00	262,538.05	0.00

Number of Accounts: 305

***** End of report *****

Fnd	T	Acct	Obj	Prj	Loc	Prg	Account Level Description	Amount
A							Asset	
142	A	11130	000	000	00000	000	CASH IN BANK-PAYROLL	0.00
142	A	11130	000	100	00000	000	CASH IN BANK-PAYROLL	2,439.37
142	A	11130	000	440	00000	000	CASH IN BANK-PAYROLL	135.00CR
142	A	11130	---	---	-----	---		2,304.37
142	A	11140	000	000	00000	000	CASH WITH TRUSTEE	0.00
142	A	11140	000	000	00000	142	CASH WITH TRUSTEE	0.00
142	A	11140	000	000	99141	141		0.00
142	A	11140	000	000	99142	142		516,253.83
142	A	11140	000	010	00000	142	CASH WITH TRUSTEE - CON ADMIN	0.00
142	A	11140	000	010	99141	141		4,162.98
142	A	11140	000	010	99142	142		104,001.36
142	A	11140	000	100	00000	000	CASH WITH TRUSTEE	0.00
142	A	11140	000	100	00000	142	CASH WITH TRUSTEE - TITLE I	0.00
142	A	11140	000	100	99141	141		1,180.65CR
142	A	11140	000	100	99142	142		93,873.24CR
142	A	11140	000	101	99142	142		0.00
142	A	11140	000	160	00000	000	TITLE I-D	0.00
142	A	11140	000	160	99142	142		2,000.00CR
142	A	11140	000	171	99142	142		0.00
142	A	11140	000	172	99142	142		0.00
142	A	11140	000	200	00000	142	CASH WITH TRUSTEE - TITLE II-A	0.00
142	A	11140	000	200	99141	141		3,218.04CR
142	A	11140	000	200	99142	142		16,631.05CR
142	A	11140	000	300	00000	142	CASH WITH TRUSTEE - TITLE III	0.00
142	A	11140	000	440	00000	141	CASH WITH TRUSTEE	0.00
142	A	11140	000	440	99141	141		0.00
142	A	11140	000	440	99142	142		1,240.99
142	A	11140	000	480	00000	142	CASH WITH TRUSTEE - FTTT DISCR	0.00
142	A	11140	000	580	00000	142	CASH WITH TRUSTEE - FTTT	0.00
142	A	11140	000	720	99142	142		0.00
142	A	11140	000	800	00000	142	CASH WITH TRUSTEE - CARL PERKI	0.00
142	A	11140	000	800	99141	141		0.00
142	A	11140	000	800	99142	142		3,053.77CR
142	A	11140	000	801	00000	142	CASH WITH TRUSTEE - CTE RESERV	0.00
142	A	11140	000	801	99142	142		0.00
142	A	11140	000	802	99142	142		0.00
142	A	11140	000	803	99142	142		47,331.98CR
142	A	11140	000	891	00000	142	CASH WITH TRUSTEE - STATE DISC	0.00
142	A	11140	000	891	99142	142		1,413.08CR
142	A	11140	000	892	00000	142	CASH WITH TRUSTEE - DISC PRESC	0.00
142	A	11140	000	892	99142	142		0.00
142	A	11140	000	893	00000	142	CASH WITH TRUSTEE - IDEA DISC	0.00
142	A	11140	000	893	99142	142		0.00
142	A	11140	000	894	00000	142	CASH WITH TRUSTEE - FS GRAY	0.00
142	A	11140	000	894	99142	142		0.00
142	A	11140	000	895	00000	142	CASH WITH TRUSTEE - FS JM	0.00
142	A	11140	000	895	99142	142		0.00
142	A	11140	000	896	00000	142	CASH WITH TRUSTEE - FS SS	0.00
142	A	11140	000	896	99142	142		34.37CR
142	A	11140	000	897	99142	142		0.00
142	A	11140	000	898	99142	142		0.00
142	A	11140	000	899	99142	142		1,405.19
142	A	11140	000	900	00000	000	CASH WITH TRUSTEE-IDEA PART B	0.00
142	A	11140	000	900	00000	142	CASH WITH TRUSTEE-IDEA PART B	0.00

Fnd T Acct	Obj Prj Loc	Prg	Account Level Description	Amount
A			Asset	
142 A 11140 000 900 99141 141				94,441.43
142 A 11140 000 900 99142 142				76,171.37CR
142 A 11140 000 901 00000 142			EDUCATION HANDICAPPED ACT - I	0.00
142 A 11140 000 902 00000 142			EDUCATION HANDICAPPED ACT - ID	0.00
142 A 11140 000 910 00000 142			CASH WITH TRUSTEE - IDEA PRESC	0.00
142 A 11140 000 910 99142 142				1,819.03CR
142 A 11140 000 931 99142 142				0.00
142 A 11140 000 932 99142 142				2,693.45
142 A 11140 000 933 99142 142				262,538.05
142 A 11140 --- --- --- --- ---				740,010.70
142 A 11400 000 900 00000 142			DUE FROM OTHER FUNDS	0.00
142 A 11400 --- --- --- --- ---				0.00
142 A 11410 000 000 00000 142				0.00
142 A 11410 --- --- --- --- ---				0.00
142 A 11430 000 010 00000 142			DUE FROM OTHER GOVERNMENTS	0.00
142 A 11430 000 100 00000 142			DUE FROM OTHER GOVERNMENTS	0.00
142 A 11430 000 101 00000 142			DUE FROM OTHER GOVERNMENTS	0.00
142 A 11430 000 160 00000 142			DUE FROM OTHER GOVERNMENTS	2,000.00
142 A 11430 000 171 00000 142			DUE FROM OTHER GOVERNMENTS	0.00
142 A 11430 000 172 00000 142			ADAPTIVE LEARNING TECH. GRANT	0.00
142 A 11430 000 200 00000 142			DUE FROM OTHER GOVERNMENTS	0.00
142 A 11430 000 300 00000 142			DUE FROM OTHER GOVERNMENTS	0.00
142 A 11430 000 440 00000 142			DUE FROM OTHER GOVERNMENTS	0.00
142 A 11430 000 580 00000 142			DUE FROM OTHER GOVERNMENTS	0.00
142 A 11430 000 720 00000 142			DUE FROM OTHER GOVERNMENTS	0.00
142 A 11430 000 800 00000 142			DUE FROM OTHER GOVERNMENTS	0.00
142 A 11430 000 801 00000 142			DUE FROM OTHER GOVERNMENTS	0.00
142 A 11430 000 802 00000 142			PERKINS-NEW SKILLS FOR YOUTH	0.00
142 A 11430 000 891 00000 142			DUE FROM OTHER GOVERNMENTS	0.00
142 A 11430 000 892 00000 142			DUE FROM OTHER GOVERNMENTS	0.00
142 A 11430 000 893 00000 142			DUE FROM OTHER GOVERNMENTS	0.00
142 A 11430 000 894 00000 142			Focus School Gray	0.00
142 A 11430 000 895 00000 142			Focus School JM	0.00
142 A 11430 000 896 00000 000			DUE FROM OTHER GOVERNMENTS	0.00
142 A 11430 000 896 00000 142			Focus Schools SS	0.00
142 A 11430 000 898 00000 142			DUE FROM OTHER GOVERNMENTS	0.00
142 A 11430 000 900 00000 142			DUE FROM OTHER GOVERNMENTS	0.00
142 A 11430 000 910 00000 142			DUE FROM OTHER GOVERNMENTS	0.00
142 A 11430 --- --- --- --- ---				2,000.00
142 A 11440 000 000 00000 142			DUE FROM OTHER FUNDS	0.00
142 A 11440 000 010 00000 000			DUE FROM OTHER FUNDS-CON ADMIN	0.00
142 A 11440 000 160 00000 000			TITLE I-D	0.00
142 A 11440 000 440 00000 000			DUE FROM OTHER FUNDS	0.00
142 A 11440 000 800 00000 142			DUE FROM OTHER FUNDS-CTE BASIC	0.00
142 A 11440 000 891 00000 142			DUE FROM OTHER FUNDS-STATE DIS	0.00
142 A 11440 000 892 00000 000			DUE FROM OTHER FUNDS-DISC PREK	0.00
142 A 11440 000 895 00000 000			DUE FROM OTHER FUNDS-FS JMS	0.00
142 A 11440 000 896 00000 000			DUE FROM OTHER FUNDS-FS SS	0.00
142 A 11440 000 900 00000 000			DUE FROM OTHER FUNDS-IDEA B	0.00
142 A 11440 000 900 00000 142				0.00
142 A 11440 000 910 00000 000			DUE FROM OTHER FUNDS	0.00

Fnd T Acct	Obj Prj Loc	Prg	Account Level Description	Amount
A Asset				
142 A 11440	---	---	-----	0.00
142 A 21100	000 000	00000	142 ACCOUNTS PAYABLE	0.00
142 A 21100	---	---	-----	0.00
142 A 21500	000 000	00000	142 DUE TO OTHER FUNDS	0.00
142 A 21500	---	---	-----	0.00
142 A	-----	---	-----	744,315.07
				=====
L Liability				
142 L 21100	000 010	00000	000 ACCOUNTS PAYABLE	0.00
142 L 21100	000 100	00000	000 ACCOUNTS PAYABLE	0.00
142 L 21100	000 101	00000	000	0.00
142 L 21100	000 160	00000	000 TITLE I-D	0.00
142 L 21100	000 171	00000	000	0.00
142 L 21100	000 172	00000	000	0.00
142 L 21100	000 200	00000	000 ACCOUNTS PAYABLE	0.00
142 L 21100	000 440	00000	000 ACCOUNTS PAYABLE	0.00
142 L 21100	000 720	00000	000	0.00
142 L 21100	000 800	00000	000 ACCOUNTS PAYABLE	0.00
142 L 21100	000 801	00000	000 ACCOUNTS PAYABLE	0.00
142 L 21100	000 802	00000	000	0.00
142 L 21100	000 803	00000	000	0.00
142 L 21100	000 891	00000	000 ACCOUNTS PAYABLE	0.00
142 L 21100	000 892	00000	000 ACCOUNTS PAYABLE	0.00
142 L 21100	000 893	00000	000 ACCOUNTS PAYABLE	0.00
142 L 21100	000 894	00000	000 ACCOUNTS PAYABLE	0.00
142 L 21100	000 895	00000	000 ACCOUNTS PAYABLE	0.00
142 L 21100	000 896	00000	000 ACCOUNTS PAYABLE	0.00
142 L 21100	000 897	00000	000	0.00
142 L 21100	000 898	00000	000	0.00
142 L 21100	000 899	00000	000	0.00
142 L 21100	000 900	00000	000 ACCOUNTS PAYABLE	0.00
142 L 21100	000 910	00000	000 ACCOUNTS PAYABLE	0.00
142 L 21100	000 931	00000	000	0.00
142 L 21100	000 932	00000	000	0.00
142 L 21100	---	---	-----	0.00
142 L 21310	000 000	00000	000	0.00
142 L 21310	000 010	00000	000 INCOME TAX WITHHELD AND UNPAID	0.00
142 L 21310	000 100	00000	000 INCOME TAX WITHHELD AND UNPAID	170.43CR
142 L 21310	000 160	00000	000 TITLE I-D	0.00
142 L 21310	000 200	00000	000 INCOME TAX WITHHELD AND UNPAID	0.00
142 L 21310	000 440	00000	000 INCOME TAX WITHHELD AND UNPAID	0.00
142 L 21310	000 580	00000	000 INCOME TAX WITHHELD AND UNPAID	0.00
142 L 21310	000 720	00000	000	0.00
142 L 21310	000 800	00000	000 INCOME TAX WITHHELD AND UNPAID	0.00
142 L 21310	000 891	00000	000 INCOME TAX WITHHELD AND UNPAID	0.00
142 L 21310	000 892	00000	000 INCOME TAX WITHHELD AND UNPAID	0.00
142 L 21310	000 894	00000	000 INCOME TAX WITHHELD AND UNPAID	0.00

Fnd T Acct	Obj Prj Loc	Prg	Account Level Description	Amount
L			Liability	
142 L 21310 000 895 00000 000			INCOME TAX WITHHELD AND UNPAID	0.00
142 L 21310 000 896 00000 000			INCOME TAX WITHHELD AND UNPAID	0.00
142 L 21310 000 900 00000 000			INCOME TAX WITHHELD AND UNPAID	0.00
142 L 21310 000 910 00000 000			INCOME TAX WITHHELD AND UNPAID	0.00
142 L 21310 000 931 00000 000				0.00
				<hr/>
142 L 21310 --- --- ----- ---				170.43CR
142 L 21320 000 000 00000 000				0.00
142 L 21320 000 010 00000 000			SOCIAL SECURITY TAX	0.00
142 L 21320 000 100 00000 000			SOCIAL SECURITY TAX	181.42CR
142 L 21320 000 160 00000 000			TITLE I-D	0.00
142 L 21320 000 200 00000 000			SOCIAL SECURITY TAX	0.00
142 L 21320 000 440 00000 000			SOCIAL SECURITY TAX	0.00
142 L 21320 000 580 00000 000			SOCIAL SECURITY TAX	0.00
142 L 21320 000 720 00000 000				0.00
142 L 21320 000 800 00000 000			SOCIAL SECURITY TAX	0.00
142 L 21320 000 891 00000 000			SOCIAL SECURITY TAX	0.00
142 L 21320 000 894 00000 000			SOCIAL SECURITY TAX	0.00
142 L 21320 000 895 00000 000			SOCIAL SECURITY TAX	0.00
142 L 21320 000 896 00000 000			SOCIAL SECURITY TAX	0.00
142 L 21320 000 900 00000 000			SOCIAL SECURITY TAX	0.00
142 L 21320 000 910 00000 000			SOCIAL SECURITY TAX	0.00
142 L 21320 000 931 00000 000				0.00
				<hr/>
142 L 21320 --- --- ----- ---				181.42CR
142 L 21325 000 000 00000 000				0.00
142 L 21325 000 010 00000 000			EMPLOYEE MEDICARE DEDUCTION	0.00
142 L 21325 000 100 00000 000			EMPLOYEE MEDICARE DEDUCTION	42.42CR
142 L 21325 000 160 00000 000			TITLE I-D	0.00
142 L 21325 000 200 00000 000			EMPLOYEE MEDICARE DEDUCTION	0.00
142 L 21325 000 440 00000 000			EMPLOYEE MEDICARE DEDUCTION	0.00
142 L 21325 000 580 00000 000			EMPLOYEE MEDICARE DEDUCTION	0.00
142 L 21325 000 720 00000 000				0.00
142 L 21325 000 800 00000 000			EMPLOYEE MEDICARE DEDUCTION	0.00
142 L 21325 000 891 00000 000			EMPLOYEE MEDICARE DEDUCTION	0.00
142 L 21325 000 892 00000 000			EMPLOYEE MEDICARE DEDUCTION	0.00
142 L 21325 000 894 00000 000			EMPLOYEE MEDICARE DEDUCTION	0.00
142 L 21325 000 895 00000 000			EMPLOYEE MEDICARE DEDUCTION	0.00
142 L 21325 000 896 00000 000			EMPLOYEE MEDICARE DEDUCTION	0.00
142 L 21325 000 900 00000 000			EMPLOYEE MEDICARE DEDUCTION	0.00
142 L 21325 000 910 00000 000			EMPLOYEE MEDICARE DEDUCTION	0.00
142 L 21325 000 931 00000 000				0.00
				<hr/>
142 L 21325 --- --- ----- ---				42.42CR
142 L 21330 000 000 00000 000				0.00
142 L 21330 000 010 00000 000			RETIREMENT CONTRIBUTIONS	2,152.92CR
142 L 21330 000 100 00000 000			RETIREMENT CONTRIBUTIONS	10,403.51CR
142 L 21330 000 160 00000 000			TITLE I-D	0.00
142 L 21330 000 200 00000 000			RETIREMENT CONTRIBUTIONS	2,152.65CR
142 L 21330 000 440 00000 000			RETIREMENT CONTRIBUTIONS	1,113.94CR
142 L 21330 000 580 00000 000			RETIREMENT CONTRIBUTIONS	0.00
142 L 21330 000 720 00000 000				0.00
142 L 21330 000 800 00000 000			RETIREMENT CONTRIBUTIONS	0.00
142 L 21330 000 891 00000 000			RETIREMENT CONTRIBUTIONS	0.00
142 L 21330 000 892 00000 000				0.00

Fnd T Acct	Obj Prj Loc	Prg	Account Level Description	Amount
L			Liability	
142 L 21330	000 894	00000 000		0.00
142 L 21330	000 895	00000 000	RETIREMENT CONTRIBUTIONS	0.00
142 L 21330	000 896	00000 000		0.00
142 L 21330	000 900	00000 000	RETIREMENT CONTRIBUTIONS	8,336.86CR
142 L 21330	000 910	00000 000	RETIREMENT CONTRIBUTIONS	115.56CR
142 L 21330	000 931	00000 000		0.00
				<hr/>
142 L 21330	---	---	-----	24,275.44CR
142 L 21339	000 000	00000 000		0.00
142 L 21339	000 010	00000 000	STATE DENTAL PLAN	0.00
142 L 21339	000 100	00000 000	STATE DENTAL PLAN	0.00
142 L 21339	000 160	00000 000	STATE DENTAL PLAN	0.00
142 L 21339	000 200	00000 000	STATE DENTAL PLAN	0.00
142 L 21339	000 440	00000 000	STATE DENTAL PLAN	0.00
142 L 21339	000 580	00000 000	STATE DENTAL PLAN	0.00
142 L 21339	000 800	00000 000	STATE DENTAL PLAN	0.00
142 L 21339	000 891	00000 000	STATE DENTAL PLAN	0.00
142 L 21339	000 892	00000 000	STATE DENTAL PLAN	0.00
142 L 21339	000 900	00000 000	STATE DENTAL PLAN	0.00
142 L 21339	000 910	00000 000	STATE DENTAL PLAN	0.00
				<hr/>
142 L 21339	---	---	-----	0.00
142 L 21340	000 000	00000 000		0.00
142 L 21340	000 010	00000 000	INSURANCE CONTRIBUTIONS	279.00CR
142 L 21340	000 100	00000 000	INSURANCE CONTRIBUTIONS	0.00
142 L 21340	000 160	00000 000	INSURANCE CONTRIBUTIONS	0.00
142 L 21340	000 200	00000 000	INSURANCE CONTRIBUTIONS	0.00
142 L 21340	000 440	00000 000	INSURANCE CONTRIBUTIONS	0.00
142 L 21340	000 580	00000 000	INSURANCE CONTRIBUTIONS	0.00
142 L 21340	000 800	00000 000	INSURANCE CONTRIBUTIONS	0.00
142 L 21340	000 891	00000 000	INSURANCE CONTRIBUTIONS	0.00
142 L 21340	000 892	00000 000	MEDICAL INSURANCE PAYABLE	0.00
142 L 21340	000 900	00000 000	INSURANCE CONTRIBUTIONS	0.00
142 L 21340	000 910	00000 000	INSURANCE CONTRIBUTIONS	0.00
				<hr/>
142 L 21340	---	---	-----	279.00CR
142 L 21342	000 100	00000 000	HARTFORD ROTH	0.00
142 L 21342	000 160	00000 000	HARTFORD ROTH	0.00
142 L 21342	000 200	00000 000	HARTFORD ROTH	0.00
142 L 21342	000 440	00000 000	HARTFORD ROTH	0.00
142 L 21342	000 900	00000 000	HARTFORD ROTH	0.00
142 L 21342	000 910	00000 000	HARTFORD ROTH	0.00
				<hr/>
142 L 21342	---	---	-----	0.00
142 L 21343	000 000	00000 000		0.00
142 L 21343	000 010	00000 000	AMERICAN FAMILY LIFE	0.00
142 L 21343	000 100	00000 000	AMERICAN FAMILY LIFE	0.00
142 L 21343	000 160	00000 000	AMERICAN FAMILY LIFE	0.00
142 L 21343	000 200	00000 000	AMERICAN FAMILY LIFE	0.00
142 L 21343	000 440	00000 000	AMERICAN FAMILY LIFE	0.00
142 L 21343	000 800	00000 000	AMERICAN FAMILY LIFE	0.00
142 L 21343	000 900	00000 000	AMERICAN FAMILY LIFE	0.00
142 L 21343	000 910	00000 000	AMERICAN FAMILY LIFE	0.00
				<hr/>
142 L 21343	---	---	-----	0.00

Fnd T Acct	Obj Prj Loc	Prg	Account Level Description	Amount
L			Liability	
142 L 21344	000 100 00000	000	HORACE MANN LIFE INS	0.00
142 L 21344	000 160 00000	000	TITLE I-D	0.00
142 L 21344	000 900 00000	000	HORACE MANN LIFE INS	0.00
				<hr/>
142 L 21344	---	---	-----	0.00
142 L 21346	000 000 00000	000		0.00
142 L 21346	000 010 00000	000	WASHINGTON NATIONAL INS	0.00
142 L 21346	000 160 00000	000	TITLE I-D	0.00
142 L 21346	000 900 00000	000	WASHINGTON NATIONAL INS	0.00
142 L 21346	000 910 00000	000	WASHINGTON NATIONAL INS	0.00
				<hr/>
142 L 21346	---	---	-----	0.00
142 L 21347	000 000 00000	000		0.00
142 L 21347	000 100 00000	000	LIBERTY NATIONAL	0.00
142 L 21347	000 440 00000	000	LIBERTY NATIONAL	0.00
142 L 21347	000 800 00000	000	DEARBORN NATIONAL LIFE INSURAN	0.00
142 L 21347	000 900 00000	000	LIBERTY NATIONAL	0.00
142 L 21347	000 910 00000	000	LIBERTY NATIONAL	0.00
				<hr/>
142 L 21347	---	---	-----	0.00
142 L 21348	000 000 00000	000		0.00
142 L 21348	000 010 00000	000	MEDICAL INSURANCE	105.00CR
142 L 21348	000 100 00000	000	MEDICAL INSURANCE	0.00
142 L 21348	000 160 00000	000	MEDICAL INSURANCE	0.00
142 L 21348	000 200 00000	000	EMPLOYEE INSURANCE DEDUCTIONS	0.00
142 L 21348	000 440 00000	000	MEDICAL INSURANCE	0.00
142 L 21348	000 580 00000	000	MEDICAL INSURANCE	0.00
142 L 21348	000 800 00000	000	MEDICAL INSURANCE	0.00
142 L 21348	000 891 00000	000	EMPLOYEE INSURANCE DEDUCTIONS	0.00
142 L 21348	000 900 00000	000	MEDICAL INSURANCE	0.00
142 L 21348	000 910 00000	000	MEDICAL INSURANCE	0.00
				<hr/>
142 L 21348	---	---	-----	105.00CR
142 L 21349	000 010 00000	000		0.00
142 L 21349	000 100 00000	000	UNITED WAY	0.00
142 L 21349	000 200 00000	000		0.00
142 L 21349	000 440 00000	000		0.00
142 L 21349	000 900 00000	000	UNITED WAY	0.00
				<hr/>
142 L 21349	---	---	-----	0.00
142 L 21351	000 010 00000	000	HORACE MANN ANNUITY	0.00
142 L 21351	000 100 00000	000	HORACE MANN ANNUITY	0.00
142 L 21351	000 160 00000	000	HORACE MANN ANNUITY	0.00
142 L 21351	000 200 00000	000	HORACE MANN ANNUITY	0.00
142 L 21351	000 440 00000	000	HORACE MANN ANNUITY	0.00
142 L 21351	000 580 00000	000	HORACE MANN ANNUITY	0.00
				<hr/>
142 L 21351	---	---	-----	0.00
142 L 21353	000 000 00000	000		0.00
142 L 21353	000 010 00000	000	DAVIS VISION	27.93CR
142 L 21353	000 100 00000	000	DAVIS VISION	0.00
142 L 21353	000 160 00000	000	DAVIS VISION	0.00
142 L 21353	000 200 00000	000	DAVIS VISION	0.00
142 L 21353	000 440 00000	000	DAVIS VISION	0.00
142 L 21353	000 580 00000	000	DAVIS VISION	0.00

						Account Level	Amount
Fnd T Acct	Obj Prj Loc	Prg	Description				
L			Liability				
142 L 21353	000 800 00000	000	DAVIS VISION	0.00			
142 L 21353	000 900 00000	000	DAVIS VISION	0.00			
142 L 21353	---	---	-----	27.93CR			
142 L 21354	000 000 00000	000	ONE AMERICA	0.00			
142 L 21354	000 100 00000	000	ONE AMERICA	0.00			
142 L 21354	000 160 00000	000	ONE AMERICA	0.00			
142 L 21354	000 200 00000	000	ONE AMERICA	0.00			
142 L 21354	000 440 00000	000	ONE AMERICA	0.00			
142 L 21354	000 580 00000	000	ONE AMERICA	0.00			
142 L 21354	000 800 00000	000	ONE AMERICA	0.00			
142 L 21354	000 891 00000	000	ONE AMERICA	0.00			
142 L 21354	000 900 00000	000	ONE AMERICA	0.00			
142 L 21354	000 910 00000	000	ONE AMERICA	0.00			
142 L 21354	---	---	-----	0.00			
142 L 21356	000 100 00000	000	TRUSTMARK	0.00			
142 L 21356	000 160 00000	000	TRUSTMARK	0.00			
142 L 21356	000 200 00000	000	TRUSTMARK	0.00			
142 L 21356	000 900 00000	000	TRUSTMARK	0.00			
142 L 21356	---	---	-----	0.00			
142 L 21357	000 100 00000	000	MODERN WOODMEN INS PAYABL	0.00			
142 L 21357	---	---	-----	0.00			
142 L 21359	000 000 00000	000	HYBRID PRETAXED CONTRIBUTION	0.00			
142 L 21359	000 100 00000	000	HYBRID PRETAXED CONTRIBUTION	67.15CR			
142 L 21359	000 200 00000	000	HYBRID PRETAXED CONTRIBUTION	123.28CR			
142 L 21359	000 440 00000	000	HYBRID PRETAXED CONTRIBUTION	62.94CR			
142 L 21359	000 720 00000	000		0.00			
142 L 21359	000 891 00000	000	HYBRID PRETAXED CONTRIBUTION	0.00			
142 L 21359	000 900 00000	000	HYBRID PRETAXED CONTRIBUTION	486.15CR			
142 L 21359	---	---	-----	739.52CR			
142 L 21360	000 100 00000	000	GARNISHMENTS AND LEVIES	0.00			
142 L 21360	000 900 00000	000	GARNISHMENTS AND LEVIES	0.00			
142 L 21360	---	---	-----	0.00			
142 L 21362	000 000 00000	000		0.00			
142 L 21362	000 100 00000	000	USABLE LIFE INS	0.00			
142 L 21362	000 200 00000	000	USABLE LIFE INS	0.00			
142 L 21362	000 580 00000	000	USABLE LIFE INS	0.00			
142 L 21362	000 800 00000	000	USABLE Life	0.00			
142 L 21362	000 900 00000	000	USABLE LIFE INS	0.00			
142 L 21362	000 910 00000	000	USABLE LIFE INS	0.00			
142 L 21362	201 000 00000	000		0.00			
142 L 21362	201 100 00000	000	SOCIAL SECURITY	0.00			
142 L 21362	201 200 00000	000	SOCIAL SECURITY	0.00			
142 L 21362	201 900 00000	000	SOCIAL SECURITY	0.00			
142 L 21362	201 910 00000	000	SOCIAL SECURITY	0.00			
142 L 21362	204 000 00000	000		0.00			
142 L 21362	204 100 00000	000	STATE RETIREMENT	0.00			
142 L 21362	204 200 00000	000	STATE RETIREMENT	0.00			
142 L 21362	204 900 00000	000	STATE RETIREMENT	0.00			
142 L 21362	204 910 00000	000	STATE RETIREMENT	0.00			

Fnd T Acct	Obj Prj Loc	Prg	Account Level Description	Amount
L			Liability	
142 L 21362 207 000 00000 000				0.00
142 L 21362 207 100 00000 000			MEDICAL INSURANCE	0.00
142 L 21362 207 160 00000 000			MEDICAL INSURANCE	0.00
142 L 21362 207 200 00000 000			MEDICAL INSURANCE	0.00
142 L 21362 207 900 00000 000			MEDICAL INSURANCE	0.00
142 L 21362 207 910 00000 000			MEDICAL INSURANCE	0.00
142 L 21362 212 000 00000 000				0.00
142 L 21362 212 100 00000 000			MEDICARE	0.00
142 L 21362 212 200 00000 000			MEDICARE	0.00
142 L 21362 212 900 00000 000			MEDICARE	0.00
142 L 21362 212 910 00000 000			MEDICARE	0.00
142 L 21362 --- --- ----- ---				0.00
142 L 21365 000 010 00000 000				0.00
142 L 21365 000 100 00000 000			WAGeworks	0.00
142 L 21365 000 200 00000 000			WAGeworks	0.00
142 L 21365 000 580 00000 000			WAGeworks	0.00
142 L 21365 000 900 00000 000			WAGeworks	0.00
142 L 21365 --- --- ----- ---				0.00
142 L 21366 000 100 00000 000				0.00
142 L 21366 000 200 00000 000				0.00
142 L 21366 000 900 00000 000			LSW/VALUE TEACH	0.00
142 L 21366 --- --- ----- ---				0.00
142 L 21370 000 010 00000 000			AIG RETIREMENT (VALIC)	0.00
142 L 21370 000 100 00000 000			AIG RETIREMENT (VALIC)	0.00
142 L 21370 000 200 00000 000			AIG RETIREMENT (VALIC)	0.00
142 L 21370 000 440 00000 000			AIG RETIREMENT (VALIC)	0.00
142 L 21370 --- --- ----- ---				0.00
142 L 21380 000 010 00000 000			CREDIT UNION DEDUCTION	0.00
142 L 21380 000 100 00000 000			CREDIT UNION DEDUCTION	0.00
142 L 21380 000 580 00000 000			CREDIT UNION DEDUCTION	0.00
142 L 21380 --- --- ----- ---				0.00
142 L 21390 000 010 00000 000			NEA TEA WCEA DUES	0.00
142 L 21390 000 100 00000 000			NEA TEA WCEA DUES	0.00
142 L 21390 000 200 00000 000			NEA TEA WCEA DUES	0.00
142 L 21390 000 580 00000 000			NEA TEA WCEA DUES	0.00
142 L 21390 000 900 00000 000			NEA TEA WCEA DUES	0.00
142 L 21390 --- --- ----- ---				0.00
142 L 21500 000 000 00000 000				630.00CR
142 L 21500 000 010 00000 000			DUE TO OTHER FUNDS	71.25
142 L 21500 000 100 00000 000			DUE TO OTHER FUNDS	5,816.20CR
142 L 21500 000 160 00000 000			DUE TO OTHER FUNDS	0.00
142 L 21500 000 200 00000 000			DUE TO OTHER FUNDS	441.64CR
142 L 21500 000 300 00000 000			DUE TO OTHER FUNDS	0.00
142 L 21500 000 440 00000 000			DUE TO OTHER FUNDS	354.14CR
142 L 21500 000 800 00000 000			DUE TO OTHER FUNDS	580.23CR
142 L 21500 000 891 00000 000			DUE TO OTHER FUNDS	7.89
142 L 21500 000 892 00000 000			DUE TO OTHER FUNDS	0.00
142 L 21500 000 894 00000 000			DUE TO OTHER FUNDS	0.00
142 L 21500 000 896 00000 000			Due To Other Funds	34.37

Fnd T Acct	Obj Prj Loc	Prg	Account Level Description	Amount
L			Liability	
142 L 21500 000 900 00000 000			DUE TO OTHER FUNDS	7,913.77CR
142 L 21500 000 910 00000 000			DUE TO OTHER FUNDS	10.13CR
142 L 21500 --- --- ----- ---				15,632.60CR
142 L 21530 000 000 00000 000			DUE TO STATE OF TENNESSEE	0.00
142 L 21530 000 010 00000 000			DUE TO STATE OF TENNESSEE	0.00
142 L 21530 000 200 00000 000			DUE TO STATE OF TENNESSEE	4,500.09CR
142 L 21530 000 800 00000 000			DUE TO STATE OF TN	0.00
142 L 21530 000 892 00000 000			Due to State of Tennessee	0.00
142 L 21530 000 900 00000 000			DUE TO STATE OF TENNESSEE	0.00
142 L 21530 --- --- ----- ---				4,500.09CR
142 L 21535 000 100 00000 000			DAVIS VISION	0.00
142 L 21535 --- --- ----- ---				0.00
142 L 21900 000 000 00000 000				0.00
142 L 21900 000 010 00000 000			OTHER CURRENT LIABILITIES	0.00
142 L 21900 000 100 00000 000			OTHER CURRENT LIABILITIES	0.00
142 L 21900 000 160 00000 000			OTHER CURRENT LIABILITIES	0.00
142 L 21900 000 200 00000 000			OTHER CURRENT LIABILITIES	0.00
142 L 21900 000 440 00000 000			OTHER CURRENT LIABILITIES	0.00
142 L 21900 000 720 00000 000				0.00
142 L 21900 000 800 00000 000			OTHER CURRENT LIABILITIES	0.00
142 L 21900 000 891 00000 000			OTHER CURRENT LIABILITIES	0.00
142 L 21900 000 894 00000 000			OTHER CURRENT LIABILITIES	0.00
142 L 21900 000 895 00000 000			OTHER CURRENT LIABILITIES	0.00
142 L 21900 000 896 00000 000			OTHER CURRENT LIABILITIES	0.00
142 L 21900 000 900 00000 000			OTHER CURRENT LIABILITIES	0.00
142 L 21900 000 910 00000 000			OTHER CURRENT LIABILITIES	0.00
142 L 21900 000 931 00000 000				0.00
142 L 21900 --- --- ----- ---				0.00
142 L ----- --- --- ----- ---				45,953.85CR
Q			Equity	
142 Q 34100 000 800 00000 000			PO PAYABLE	0.00
142 Q 34100 --- --- ----- ---				0.00
142 Q 34110 000 000 00000 000			PURCHASE ORDER PAYABLE	0.00
142 Q 34110 000 100 00000 000			PURCHASE ORDER PAYABLE	0.00
142 Q 34110 000 160 00000 000			PURCHASE ORDER PAYABLE	0.00
142 Q 34110 000 200 00000 000			PURCHASE ORDER PAYABLE	0.00
142 Q 34110 000 440 00000 000			PURCHASE ORDER PAYABLE	0.00
142 Q 34110 000 800 00000 000			PURCHASE ORDER PAYABLE	0.00
142 Q 34110 000 891 00000 000			PURCHASE ORDER PAYABLE	0.00
142 Q 34110 000 892 00000 000			PURCHASE ORDER PAYABLE	0.00
142 Q 34110 000 893 00000 000			PURCHASE ORDER PAYABLE	0.00
142 Q 34110 --- --- ----- ---				0.00
142 Q 34111 000 000 00000 000				0.00

Fnd T Acct	Obj Prj Loc	Prg	Account Level Description	Amount
Q			Equity	
142 Q	34111 --- --- -----			0.00
142 Q	34120 000 000 00000 000			0.00
142 Q	34120 --- --- -----			0.00
142 Q	39000 000 000 00000 000			515,623.83CR
142 Q	39000 000 010 00000 000		REV EXP SUMMARY FLOW THROUGH	105,670.74CR
142 Q	39000 000 100 00000 000		REV EXP SUMMARY FLOW THROUGH	113,792.05
142 Q	39000 000 101 00000 000			0.00
142 Q	39000 000 160 00000 000		REV EXP SUMMARY FLOW THROUGH	0.00
142 Q	39000 000 171 00000 000			0.00
142 Q	39000 000 172 00000 000			0.00
142 Q	39000 000 200 00000 000		REV EXP SUMMARY FLOW THROUGH	22,570.35
142 Q	39000 000 440 00000 000		REV EXP SUMMARY FLOW THROUGH	425.03
142 Q	39000 000 720 00000 000			0.00
142 Q	39000 000 800 00000 000		REV EXP SUMMARY FLOW THROUGH	3,634.00
142 Q	39000 000 801 00000 000		REV EXP SUMMARY FLOW THROUGH	0.00
142 Q	39000 000 802 00000 000			0.00
142 Q	39000 000 803 00000 000			47,331.98
142 Q	39000 000 891 00000 000		REV EXP SUMMARY FLOW THROUGH	0.00
142 Q	39000 000 892 00000 000		REV EXP SUMMARY FLOW THROUGH	0.00
142 Q	39000 000 893 00000 000		REV EXP SUMMARY FLOW THROUGH	0.00
142 Q	39000 000 894 00000 000		REV EXP SUMMARY FLOW THROUGH	0.00
142 Q	39000 000 895 00000 000		REV EXP SUMMARY FLOW THROUGH	0.00
142 Q	39000 000 896 00000 000		REV EXP SUMMARY FLOW THROUGH	0.00
142 Q	39000 000 897 00000 000			0.00
142 Q	39000 000 898 00000 000			0.00
142 Q	39000 000 899 00000 000			0.00
142 Q	39000 000 900 00000 000		REV EXP SUMMARY FLOW THROUGH	411.44
142 Q	39000 000 910 00000 000		REV EXP SUMMARY FLOW THROUGH	0.00
142 Q	39000 000 931 00000 000			0.00
142 Q	39000 000 932 00000 000			2,693.45CR
142 Q	39000 000 933 00000 000			262,538.05CR
142 Q	39000 --- --- -----			698,361.22CR
142 Q	----- --- --- -----			698,361.22CR
				=====
Grand Asset Totals				744,315.07
Grand Liability Totals				45,953.85CR
Grand Equity Totals				698,361.22CR
Grand Totals				0.00

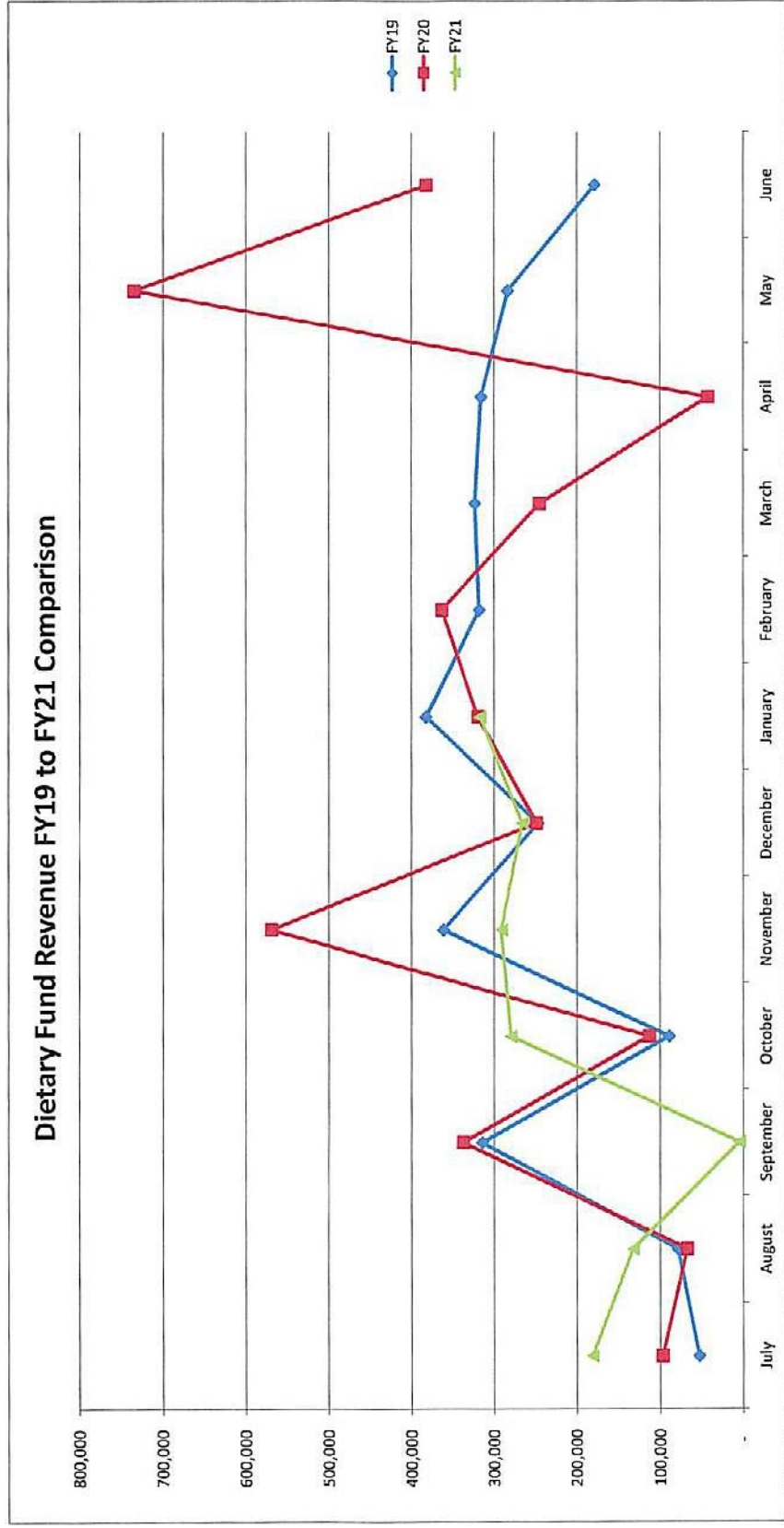
Number of Accounts: 427

***** End of report *****

Revenue Comparison

	July	August	September	October	November	December	January	February	March	April	May	June	Totals-January
FY18	56,161	57,986	137,772	480,851	299,619	107,422	382,928	115,313	403,556	218,966	324,776	174,522	1,522,740
FY19	53,086	78,498	314,242	89,217	361,225	246,588	382,380	317,529	322,633	315,330	283,344	178,802	1,525,237
FY20	96,897	67,678	337,321	112,471	569,111	248,583	319,253	363,026	244,781	42,900	734,740	382,101	1,751,313
FY21	180,856	132,392	4,635	279,041	290,918	265,988	316,656						1,470,485

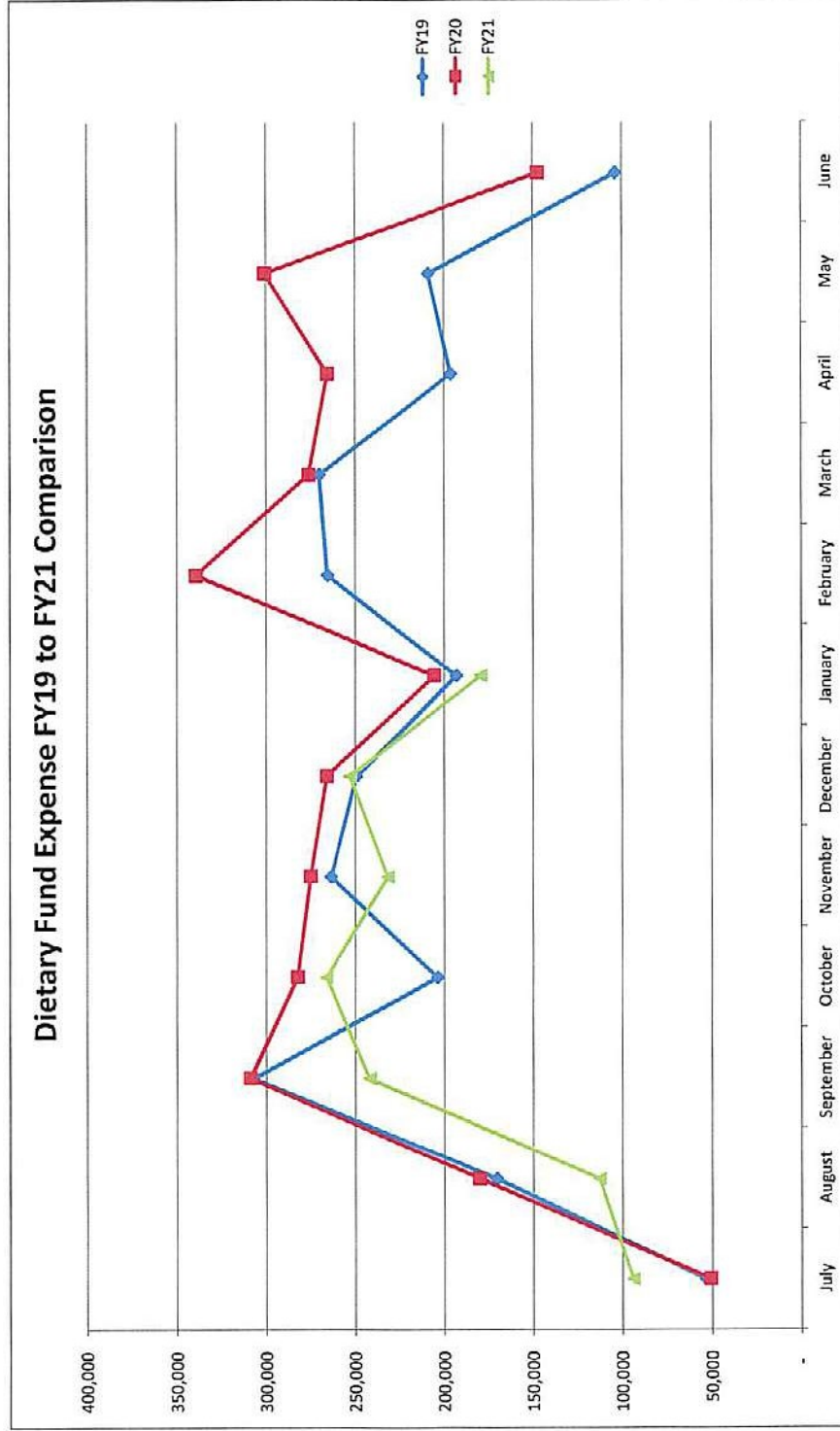
Net Change PY 83,959 64,714 (332,686) 166,570 (278,193) 17,405 (2,597) (280,828)



Expense Comparison

	July	August	September	October	November	December	January	February	March	April	May	June	Totals-January	FY Results June
FY18	58,908	128,454	120,178	485,391	240,457	153,569	271,760	214,841	266,415	189,071	353,340	49,292	1,458,718	\$ 64,022.41
FY19	53,389	170,362	307,178	203,695	263,528	249,324	193,106	265,537	270,113	196,203	208,780	103,698	1,440,582	\$ 84,654.97
FY20	50,886	179,932	308,773	282,344	275,048	265,916	205,357	339,261	275,987	265,482	300,592	147,076	1,568,256	\$ 183,057.32
FY21	93,828	112,838	241,872	266,192	231,469	252,797	179,196						1,378,191	\$ 92,294.02

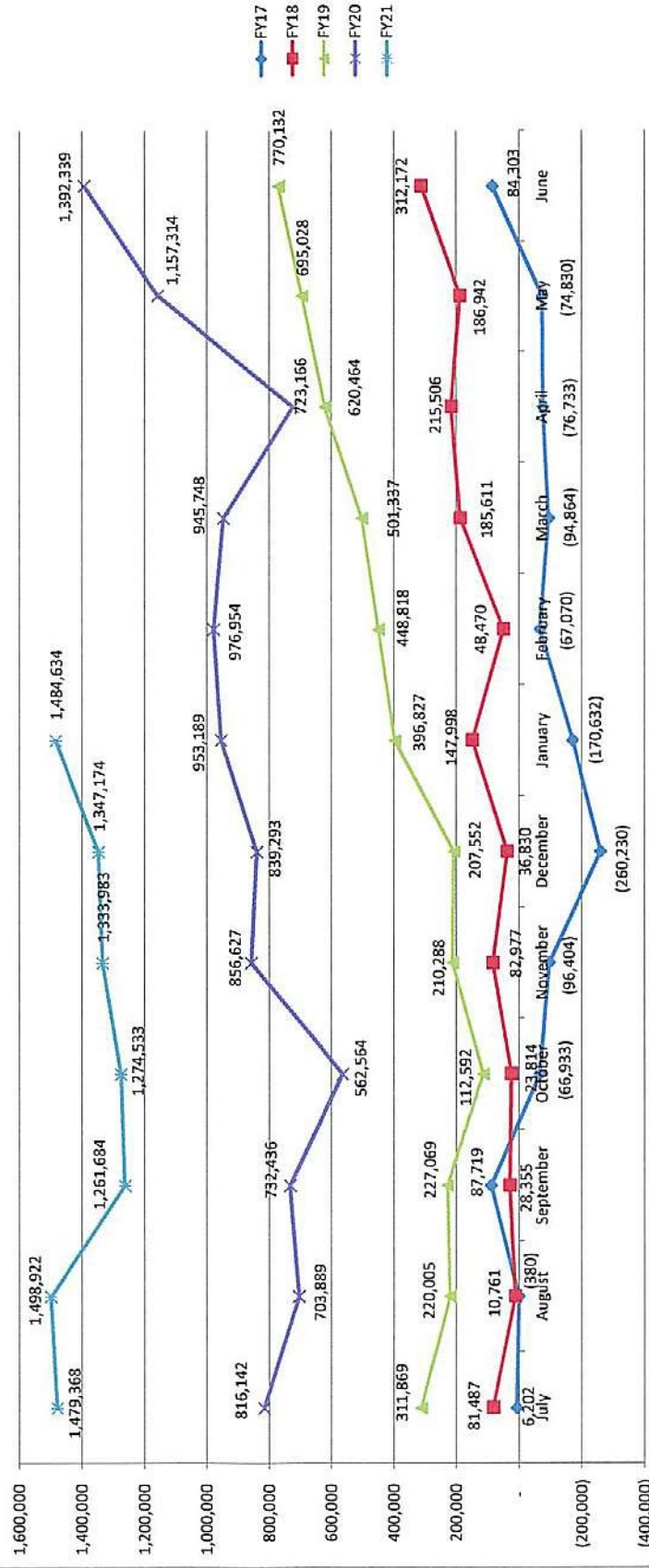
Net Change PY 42,942 (67,094) (66,901) (16,152) (43,579) (13,119) (26,161) (190,065)




Dietary Fund Balance

	July	August	September	October	November	December	January	February	March	April	May	June
FY17	6,202	(380)	87,719	(66,933)	(96,404)	(260,230)	(170,632)	(67,070)	(94,864)	(76,733)	(74,830)	84,303
FY18	81,487	10,761	28,355	23,814	82,977	36,830	147,998	48,470	185,611	215,506	186,942	312,172
FY19	311,869	220,005	227,069	112,592	210,288	207,552	396,827	448,818	501,337	620,464	695,028	770,132
FY20	816,142	703,889	732,436	562,564	856,627	839,293	953,189	976,954	945,748	723,166	1,157,314	1,392,339
FY21	1,479,368	1,498,922	1,261,684	1,274,533	1,333,983	1,347,174	1,484,634					
1-Year Results	663,226	795,033	529,248	711,969	477,356	507,880	531,445					
2-Year Results	1,167,499	1,278,917	1,034,615	1,161,942	1,123,694	1,139,621	1,087,807					
3-Year Results	1,397,881	1,488,161	1,233,329	1,250,719	1,251,006	1,310,344	1,336,636					
4-Year Results	1,473,165	1,499,302	1,173,965	1,341,466	1,430,387	1,607,404	1,655,265					

Dietary Fund Balance Tracking FY17 to FY20 (Trustee's Report)





TO: Dr. William R. Flanary
FROM: Danny Good, Athletic Director
DATE: March 3, 2021
SUBJECT: EARLY DISMISSALS

March 18, 2021

Daniel Boone High School Track & Baseball; 2:30

March 19, 2021

Daniel Boone High School Baseball; lunch time

OK
w.R. Flanary
3/4/21

WASHINGTON COUNTY DEPARTMENT OF EDUCATION
Jonesborough, Tennessee

School Educational Trip Authorization*

3-2/21

Date of Request

School Daniel Boone Date of Trip April 1st - 3rd

Estimated Time of Departure 9am and Return 8pm Total Time Away 2 1/2 days

Destination (include location) Murfreesboro

Teacher Hagy Class Baseball Grade 9-12

McPherson

Long Patterson

Chaperones _____ Number of Students Involved 19

_____ Estimated Total Miles (Both Ways) of Trip 800

Bus Driver N/A Bus Number _____

Has the cafeteria manager been notified about the lunch count? no

Will the chaperones have a list (roll) that they are responsible for? yes

As you plan the trip, will all children be given instructions as to what they should do if they become separated (lost) from the group?
yes

Will you have on file parental release forms signed by parents or legal guardians? N/A

Explain the educational value of the trip: Baseball Tournament in Murfreesboro

Transportation cost for educational trips shall be calculated in the following manner:

\$8.00 per hour for driver (2 hour minimum)

\$1.00 per hour to cover fixed charges (SS, Retirement, etc.)

\$9.00 Total to be remitted to the central office per hour

Reimbursement for the bus and full shall be made at the rate of \$.75 per mile.

Ann Campbell
Principal's Signature

3/3/21
Date

*Refer to Board Policy 4.302

William R. Flannery
Director of Schools's Signature

3/3/21
Date

WASHINGTON COUNTY DEPARTMENT OF EDUCATION
Jonesborough, Tennessee

School Educational Trip Authorization*

3/3/2021

Date of Request

School Daniel Boone Date of Trip April 2-3, 2020

Estimated Time of Departure 8:00 AM 4/2 and Return 4/3 8:00pm Total Time Away 2 days

Destination (include location) Cookeville, TN Softball Tournament

Teacher Nothing - Spring Break Class _____ Grade _____

Chaperones Jeremy Jenkins Number of Students Involved 16

Brittany Farmer Estimated Total Miles (Both Ways) of Trip 400 miles

Tonya Jenkins

Bus Driver parents Bus Number _____

Has the cafeteria manager been notified about the lunch count?

Will the chaperones have a list (roll) that they are responsible for? yes

As you plan the trip, will all children be given instructions as to what they should do if they become separated (lost) from the group?
yes

Will you have on file parental release forms signed by parents or legal guardians? yes

Explain the educational value of the trip:

school athletics

Transportation cost for educational trips shall be calculated in the following manner:
\$8.00 per hour for driver (2 hour minimum)
\$1.00 per hour to cover fixed charges (SS, Retirement, etc.)
\$9.00 Total to be remitted to the central office per hour

Reimbursement for the bus and full shall be made at the rate of \$.75 per mile.

Tim Campbell
Principal's Signature

3/3/21
Date

*Refer to Board Policy 4.302

William R. Flans
Director of Schools's Signature

3/3/21
Date

WASHINGTON COUNTY DEPARTMENT OF EDUCATION

Jonesborough, Tennessee

School Educational **OVERNIGHT** Trip Authorization*

School Daniel Boone High School Date of Trip 3/11/2021 - 3/14/2021 _____ Date of Request _____

Estimated Time of Departure 8AM on 3/11 and Return Approx. 8PM on 3/14

Total Time Away 4 Days (2 Instructional Days)

Destination (include location) TN Beef Agribition 945 E. Baddour Pkwy. Lebanon, TN 37087

Teacher Leann Little Turner Class Beef Show Team Grade 10th

Chaperones Stacey Weiberg Number of Students Involved 2
Amy Black Estimated Total Miles (Both Ways) of Trip _____

Bus Driver n/a Bus Number n/a

Will the chaperones have a list (roll) that they are responsible for? yes

As you plan the trip, will all children be given instructions as to what they should do if they become separated (lost) from the group? Yes

Will you have on file parental release forms signed by parents or legal guardians? Yes

Explain the educational value of this trip:
Students will be exhibiting the cattle they have cared for as part of their Supervised Agricultural Experience Program. Multiple breeds will be exhibited and sold during our time there, allowing for a rich learning experience. These students will come away with a better understanding of caring for their animals, animal selection, and livestock marketing.

Total Cost Estimate: n/a

Plans for meeting the costs: Parents will be caring for their own children and providing them with meals and housing while at Agribition.

Transportation cost for education trips shall be calculated in the following manner:

\$8.00 per hour for driver (2 hour minimum)
1.00 per hour to cover fixed charges (SS, Retirement, etc.)
\$9.00 Total to be remitted to the Central Office

Reimbursement for the bus and fuel shall be made at the rate of \$.75 per mile.

Jim Campbell 2/25/21
Principal's Signature APPROVED Date
BY WC DIRECTOR OF SCHOOLS WBS 2/25/21
Director of Schools Signature Date

*Refer to Board Policy 4.302



David Crockett High School

684 Old State Route 34
Jonesborough, Tennessee 37659
Phone: (423) 753-1150 Fax: (423) 753-1167



Peggy Wright
Principal

Kent Green
Assistant Principal

Daisy Sanders
Assistant Principal

Chad Plaisted
Assistant Principal

Josh Kite
Athletic Director

Attention:

Below are the list of overnight field trips needing approved for athletic teams this spring.

Softball State Championships:
May 25-28

Baseball State Championships:
May 25-28

Track State Championships:
May 25-28

Soccer State Championships:
May 25-28

Overnight Field Trips:

Softball March 29 – April 1 (Myrtle Beach,SC)

Soccer March 19-20 (Gatlinburg)

Soccer April 9-10 (Gatlinburg)

Baseball April 2-3 (Knoxville)

Sincerely,

Josh Kite
Athletic Director
David Crockett High School

OK
W.R.
3/3/2021



David Crockett High School

684 Old State Route 34
Jonesborough, Tennessee 37659
Phone: (423) 753-1150 Fax: (423) 753-1167



Peggy Wright
Principal

Kent Green
Assistant Principal

Daisy Sanders
Assistant Principal

Chad Plaisted
Assistant Principal

Josh Kite
Athletic Director

Attention:

Below are the list of overnight field trips and early dismissals needing approved for athletic teams this spring.

Softball State Championships:
May 25-28

Track State Championships:
May 25-28

Baseball State Championships:
May 25-28

Soccer State Championships:
May 25-28

Overnight Field Trips:

Soccer March 19-20 (Gatlinburg)

Soccer April 9-10 (Gatlinburg)

Baseball April 2-3 (Knoxville)

Athletic Early Dismissals:

Softball: March 15th, at Volunteer 2:30
Softball: March 26th, at South Greene 2:30
Softball: April 6th, at Dobyys Bennett 2:30
Softball: April 15th, at TN High 2:15
Softball: April 23rd, at Tiny Day tournament 2:15

Track: March 18th: at Dobyys Bennett 1:30

Soccer: March 19th, at Gatlinburg 1:20
Soccer: April 22nd, at Providence Academy 1:30

Baseball: March 17th, at Sherwood Park 2:15
March 19th: at Sherwood Park 2:15
April 28th: at Elizabethton 2:30

OK
W. R. A
3/3/21

Sincerely,

Josh Kite
Athletic Director
David Crockett High School

WASHINGTON COUNTY DEPARTMENT OF EDUCATION

Jonesborough, Tennessee

School Educational **OVERNIGHT** Trip Authorization*

26 February 2021

Date of Request

School David Crockett High School Date of Trip 21 - 25 June 2021

Estimated Time of Departure 6:00 AM 6/21/21 and Return 6:00 PM 6/25/21

Total Time Away 5 days

Destination(include location) NJROTC Area Nine Basic Leadership Training 618 Fitzhugh Blvd Smyrna, TN

Teacher MSgt Jimmy Johnson Class NJROTC Grade 9-12

Chaperones Provided at BLT Academy Number of Students Involved 15

along with MSgt Johnson Estimated Total Miles (Both Ways) of Trip 532

Bus Driver JERRY DAY Bus Number _____

Will the chaperones have a list (roll) that they are responsible for? yes

As you plan the trip, will all children be given instructions as to what they should do if they become separated (lost) from the group? yes

Will you have on file parental release forms signed by parents or legal guardians? yes

Explain the educational value of this trip:
The purpose NJROTC Basic Leadership Academy (BLT) is to instill a high degree of personal honor, self-reliance, and confidence in each cadet by presenting a military environment in which cadets will be forced to rely upon themselves and their shipmates to study, work and learn.

Total Cost Estimate: \$125

Plans for meeting the costs: Cadets have funds in thier NJROTC Booster Club accounts and DCHS NJROTC will supplement cadets that have a need.

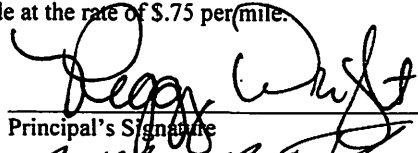
Transportation cost for education trips shall be calculated in the following manner:

\$8.00 per hour for driver (2 hour minimum)

1.00 per hour to cover fixed charges (SS, Retirement, etc.)


\$9.00 Total to be remitted to the Central Office

Reimbursement for the bus and fuel shall be made at the rate of \$.75 per mile.


Principal's Signature

3-1-21
Date

*Refer to Board Policy 4.302


Director of Schools Signature

3/1/21
Date

WASHINGTON COUNTY DEPARTMENT OF EDUCATION

Jonesborough, Tennessee

School Educational **OVERNIGHT** Trip Authorization*

26 February 2021

Date of Request

School David Crockett High School Date of Trip 28 June - 01 July 2021

Estimated Time of Departure 6:00 AM 6/28/21 and Return 6:00 PM 7/1/21

Total Time Away 4 days

Destination(include location) NJROTC Area Nine Leadership Academy 618 Fitzhugh Blvd Smyrna, TN

Teacher CWO2 Clyde Shumate Class NJROTC Grade 10-12

Chaperones Provided at Leadership Academy Number of Students Involved 10

along with CWO2 Shumate Estimated Total Miles (Both Ways) of Trip 532

Bus Driver CWO2 Clyde Shumate Bus Number _____

Will the chaperones have a list (roll) that they are responsible for? yes

As you plan the trip, will all children be given instructions as to what they should do if they become separated (lost) from the group? yes

Will you have on file parental release forms signed by parents or legal guardians? yes

Explain the educational value of this trip:

The purpose NJROTC Leadership Academy is to prepare selected cadets for leadership positions within their respective units. The objectives of Leadership Academy are to promote habits of orderliness and precision, and to develop respect for constituted authority. Cadets are challenged and motivated toward their physical and emotional limits, instilling a high degree of personal honor, self-reliance, and confidence. Cadets work, study and learn the art of leadership in a military environment.

Total Cost Estimate: \$125

Plans for meeting the costs: Cadets have funds in thier NJROTC Booster Club accounts and DCHS NJROTC will supplement cadets that have a need.

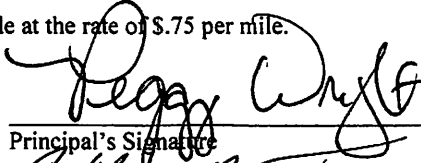
Transportation cost for education trips shall be calculated in the following manner:

\$8.00 per hour for driver (2 hour minimum)

1.00 per hour to cover fixed charges (SS, Retirement, etc.)

\$9.00 Total to be remitted to the Central Office

Reimbursement for the bus and fuel shall be made at the rate of \$.75 per mile.




Principal's Signature

3-1-21

Date

*Refer to Board Policy 4.302



Director of Schools Signature


3/1/2021

Date

Broken and outdated equipment

Speed saw

- Does not work
- Power cord cut
- Outdated



Drill press

- Gears grind when operated.
- Outdated



Idealarc MIG welder

- Missing parts
- Failed connectivity test



Idealarc SMAW welder

- Outdated
- Missing parts
- Failed connectivity test




Lincoln SMAW welder

- Outdated
- Missing parts
- Failed connectivity test



Bandsaw

- Failed connectivity test
- Possible motor burn out



Tracked Acetylene cutting torch

- Broken parts
- We do not have a track table nor motor to utilize this



Lincoln SMAW welder

- Outdated
- Missing parts
- Failed connectivity test




MIG welder and wire feeder

- Missing parts.
- Failed connectivity test



Acetylene track torch

- Missing parts
- We do not have a track table or motor to operate



Miller MIG Welder

- Missing parts
- Failed connectivity test



HF TIG welder

- Outdated
- Missing parts
- Failed connectivity test



HF welding transformer

- Reaaaaally outdated
- Too afraid to administer connectivity test



Hobart Floor Mixer



Delta Band Saw



Ryobi 9in Band Saw



Rockwell Sander



Air Compressor




Milling Machines-2



Enterprise Lathe



South Bend Lathes-6







THOMPSON & LITTON

BID OPENING
ATTENDANCE RECORD

Washington Dept. of Education - Boones Creek Middle School Demolition

February 23, 2021 @ 2:00 PM

Jonesborough, TN

T&L Project No. 15727

NAME	COMPANY	WORK NUMBER	MOBILE NUMBER	EMAIL ADDRESS
Dan Jackson	T & L	423-928-1175		djackson@t-l.com
Carl Gutschow	T & L	423-928-1175		cgutschow@t-l.com
Martha G. Moore	T&L & Frye Co, Inc.	423-646-4124	423-366-7005	marthug@tandfrye.com
Bill Flannery	WCDE	423-753-1108		flannery@wcde.org
Philipp Patrick	WCDE	423-426-1169		patrick@wcde.org

Handwritten signature: Philipp Patrick

Handwritten signature: Carl Gutschow

Visit **ups.com**® or call **1-800-PICK-UPS**® (1-800-742-5877) to schedule a pickup or find a drop off location near you.

Domestic Shipments

- To qualify for the Letter rate, UPS Express Envelopes may only contain correspondence
- weigh 8 oz. or those listed on

International S

- The UPS Expre value. Certain ups.com/imp

- To qualify for ti UPS Express Er

Note: Express En containing sensit of cash equivalent

1 OF 1


1 LBS

FROM:
KAREN CHRISTIANA, CORP ADMIN A
(865) 933-5902
E. LUKE GREENE COMPANY, INC.
4807 DOUGLAS DAM RD
STRAWBERRY PLAINS TN 37871

SHIP TO:

WASHINGTON CO DEPT OF EDUCATION
405 W COLLEGE ST
JONESBOROUGH TN 37659


REF 1:2217005



TN 376 2-02



UPS NEXT DAY AIR 1
TRACKING #: 1Z F63 7R5 01 6568 6901



BILLING: P/P

Do not use this envelope for:

limited® 8/18 BP 171604

alls on our privacy practices.

WASHINGTON CO DEPT OF EDUCATION

405 W COLLEGE ST

JONESBOROUGH TN 37659

P: JOHN S: IN

JNB - 4054

1Z F63 7R5 01 6568 6901

1Z F63 7R5 01 6568 6901

1Z F63 7R5 01 6568 6901

1Z F63 7R5 01 6568 6901

Serving you for more United

International Shipping Notice - Carriage hereunder may be subject to the rules relating to liability and other terms and/or conditions established by the Convention for the Unification of Certain Rules Relating to International Carriage by Air (the "Warsaw Convention") or the Convention for the Unification of Certain Rules Relating to International Carriage by Road (the "CMR Convention"). These commodities, technology or software were exported from the U.S. in accordance with the Export Administration Regulations. Diversion contrary to the Convention on the Contract for the International Carriage of Goods by Road (the "CMR Convention").

010195101 4/14 PAC United Parcel Service

SEALED BID ENCLOSED

E. Luke Greene Company, Inc.

**4807 Douglas Dam Road
Strawberry Plains, TN 37871**

office 865-933-5902

fax 865-933-8063

TN Contractor License #14334 Exp Date: 5/31/2022

Classification: BC-A,B, 14; HRA-B(3) S-ASBESTOS;

S-LEAD-BASED PAINT ABATEMENT UNLIMITED

TN Lead-Based Paint License #FTN-2001-1002-4370R Exp Date: 7/17/22

TN Asbestos License #AF-462 Exp Date: 9/30/2021

Washington Co Dept of Education

**405 W College St
Jonesborough, TN 37659**

"BID DOCUMENTS FOR"

Demolition of Boones Creek Middle School

T&L Project No: 15727

Bid Date: 2/23/2021 Time: 2:00 PM

REVISED BID FORM

PROJECT IDENTIFICATION: **Demolition of former Boones Creek Middle School and Site Restoration**

CONTRACT IDENTIFICATION NO: **T&L Project No. 15727**

THIS BID IS SUBMITTED TO: **Washington County TN Department of Education
405 W. College St.
Jonesborough, Tennessee 37659**

1. The undersigned Bidder proposes and agrees, if this Bid is accepted, to enter into an Agreement with Owner in the form included in the Contract Documents to perform and furnish all Work as specified or indicated in the Contract Documents for the Contract Price and within the Contract Time indicated in this Bid and in accordance with the other terms and conditions of the Contract Documents.
2. Bidder accepts all of the terms and conditions of the Advertisement and Instructions to Bidders, including without limitation those dealing with the disposition of Bid Security. This Bid will remain subject to acceptance for sixty (60) days after the day of Bid Opening. Bidder will sign and submit the Agreement with the Bonds and other documents required by the Bidding Requirements within the timeframe presented in the Instructions to Bidders.
3. In submitting this Bid, Bidder represents, as more fully set forth in the Agreement, that:
 - (A) Bidder has examined copies of all Bidding Documents and of the following Addenda (receipt of all which is hereby acknowledged):

Number	Date
1	2/16/21

- (B) Bidder has familiarized itself with the nature and extent of the Contract Documents, Work, site, locality, and all local conditions and Laws and Regulations that in any manner may affect cost, progress, performance, or furnishing of the Work.
- (C) Bidder has obtained and carefully studied (or assumes responsibility for obtaining and carefully studying) all such examinations, investigations, explorations, tests, and studies which pertain to the subsurface or physical conditions at the site or otherwise may affect the cost, progress, performance, or furnishing of the Work as Bidder considers necessary for the performance or furnishing of the Work at the Contract time and in accordance with the other terms and conditions of the Contract Documents, including specifically the provisions of Paragraph 3.2 of the General Conditions; and no additional examinations,

investigations, explorations, tests, reports, or similar information or data are or will be required by Bidder for such purposes.

- (D) Bidder has reviewed and checked all information and data shown or indicated on the Contract Documents with respect to existing utilities at or contiguous to the site and assumes responsibility for the accurate location of said utilities. No additional examinations, investigations, explorations, tests, reports or similar information or data in respect of said utilities are or will be required by Bidder in order to perform and furnish the Work at the Contract Price, within the Contract Time and in accordance with the other terms and conditions of the Contract Documents, including specifically the provisions of Paragraph 3.2 of the General Conditions.
 - (E) Bidder has correlated the results of all such observations, examinations, investigations, explorations, tests, reports, and studies with the terms and conditions of the Contract Documents.
 - (F) Bidder has given Architect written notice of all conflicts, errors, or discrepancies that it has discovered in the Contract Documents and the written resolution thereof by Architect is acceptable to Bidder.
 - (G) This Bid is genuine and not made in the interest of or on behalf of any undisclosed person, firm, or corporation and is not submitted in conformity with any agreement or rules of any group, association, organization or corporation; Bidder has not directly or indirectly induced or solicited any other Bidder to submit a false or sham Bid; Bidder has not solicited or induced any person, firm, or corporation to refrain from bidding; and Bidder has not sought by collusion to obtain for itself any advantage over any other Bidder or over Owner.
 - (H) By submission of this bid, each Bidder and each person signing on behalf of any Bidder certifies, and in the case of a joint bid each party thereto certifies as to its own organization, under penalty of perjury, that to the best of its knowledge and belief that each Bidder is not on the list created pursuant to the Tennessee Code §12-12-106.
4. The bidder has relied upon the public historical climatological records by NOAA National Climate Data Center for Johnson City, TN.
 5. BIDDER agrees that the Work will be substantially completed on or before 150 calendar days after Notice to Proceed and final completion shall be achieved within 30 consecutive calendar days after substantial completion.
 6. Bids shall include sales tax and all other applicable taxes and fees.
 7. Bidder will complete the Work for the following price entered on the following page:

8.

ITEM	Estimated Quantity	Unit Price	Quantity x Unit Price Subtotal
Unit Price No. 1 –Cost per square foot for abatement of 9” x 9” or 12” x 12” asbestos containing floor tile including mastic.	23,000 Sq Ft	\$ 3.00 Per square foot	\$ 69,000.00
Unit Price No. 2– Cost per linear foot for abatement of asbestos containing thermal insulation (TSI).	500 Lin Ft.	\$ 19.50 Per linear foot	\$ 9,750.00
Unit Price No. 3–Cost per square foot for abatement of asbestos containing mastic behind green boards or chalkboards that are not otherwise identified in the contract documents.	1,000 Sq Ft	\$ 2.80 Per square foot	\$ 2,800.00
Unit Price No. 4 – Additional trench and footing excavation of rock, in excess of design sub-grade, and replace with compacted suitable structural backfill in accordance with the Construction Documents.	25 Cubic Yards	\$ 200.00 Per Cubic Yard	\$ 5,000.00
Unit Price No. 5 – Additional mass excavation rock, in excess of design sub-grade, and replace with compacted suitable structural backfill in accordance with the Construction Documents.	50 Cubic Yards	\$ 125.00 Per Cubic Yard	\$ 6,250.00
Unit Price No. 6 – Additional mass excavation of unsuitable material, in excess of design sub-grade, and replace with compacted suitable structural backfill in accordance with the Construction Documents.	100 Cubic Yards	\$ 50.00 Per Cubic Yard	\$ 5,000.00
Unit Price No. 7 –Cost per square foot for abatement of asbestos containing roofing membrane felts and flashings.	25,000 Sq Ft	\$ 2.75 Per square foot	\$ 68,750.00
Total of Unit Prices Above		Line 1	\$ 166,550.00
Allowances according to Section 01 2100 Forty-Five Thousand and 00/100 Dollars		Line 2	\$45,000
Lump sum price for Building Demolition and Site Restoration as shown in the Contract Documents.		Line 3	\$ 646,000.00
Total Base Bid (Total of Three Lines Above)		\$	857,550.00
Base Bid in Words			
Eight Hundred Fifty-Seven Thousand Five Hundred Fifty dollars and 00/100-----			

9. Contract award will be based on the **Total Base Bid Amount shown above** as the Owner in its discretion decides to award pending the availability of funds for the project.

A Partnership

By _____
(Firm Name)

(General Partner) (SEAL)

Business address: _____

Phone No.: _____

Email Address: _____

By (signature) _____

A Corporation

By E. Luke Greene Company, Inc.
(Corporation Name)

Tennessee
(State of Incorporation)

By Josephine S. Greene (SEAL)
(Name of Person Authorized to Sign)

President
(Title)

(Corporate Seal)

Attest *E. Luke Greene*
(Secretary)

Business address: 4807 Douglas Dam Rd
Strawberry Plains, TN 37871

Phone No.: 865-933-5902

Email Address: josephine@elukegreene.com

By (signature) *Josephine S. Greene*

(Each joint venturer must sign. The manner of signing for each individual, partnership, and corporation that is a party to the joint venture should be in the manner indicated above).

WORKERS' COMPENSATION

Certificate of Coverage

This Contract requires construction contractors and subcontractors to obtain and maintain workers' compensation insurance while performing work on this project.

Evidence of coverage must be provided prior to commencement of Work.

This form must be completed and returned to the organization contracting the Work.

The undersigned organization stipulates that it:

- A. has workers' compensation insurance and is in compliance with the Tennessee Workers' Compensation Act. Yes No
Insurance Company Great Divide/Synapse
Policy expiration date 3/31/2021
- B. is self-insured for workers' compensation. Yes

Title of Construction Contract: Demolition of Boones Creek Middle School

Contract Number: 15727

Signed by: Josephine J. Greene

Title: President

Firm Name: E. Luke Greene Company, Inc.

Address: 4807 Douglas Dam Rd

Strawberry Plains, TN 37871

CERTIFICATION OF BIDDER REGARDING DEBARMENT

This is to certify that this person/firm/corporation has not been barred from bidding on contracts by any agency of the State of Tennessee, nor is this person/firm/corporation a part of any firm/corporation that has been barred from bidding on contracts by any agency of the State of Tennessee.

Josephine S. Greene
Name of Official

President
Title

E. Luke Greene Company, Inc.
Firm or Corporation

2/19/2021
Date

**DRUG-FREE WORKPLACE AFFIDAVIT
OF PRIME BIDDER**

The undersigned principal officer of E. Luke Greene Company, Inc., an employer of five (5) or more employees contracting with Washington Co Dept of Education to provide construction services, states under oath as follows:

1. The undersigned is a principal officer of E. Luke Greene Company, Inc. (hereinafter referred to as the "Company"), and is duly authorized to execute this Affidavit on behalf of the Company.
2. The Company submits this Affidavit pursuant to TCA §50-9-113, which requires each employer with no less than five (5) employees receiving pay who contracts with the state or any local government to provide construction services to submit an affidavit stating that such employer has a drug-free workplace program that complies with Title 50, Chapter 9, of the Tennessee Code Annotated.
3. The company is in compliance with TCA §50-9-113.

Principal Officer Name Josephine S. Greene, President

Principal Officer Signature Josephine S. Greene

STATE OF Tennessee

COUNTY OF Sevier

Before me personally appeared Josephine S. Greene with whom I am personally acquainted (~~or who proved to me on the basis of satisfactory evidence~~), and who I acknowledge that such person executed the foregoing affidavit for the purposes therein contained.

Witness my hand and seal this 19th day of February, 2021.

Notary Public Karen A. Christiana

My commission expires:



SECTION 01 4550

COMPLIANCE WITH PUBLIC ACTS 587 AND 844 (WORKER BACKGROUND CHECK FOR REGISTERED SEX OFFENDERS AND CONVICTION OF CERTAIN OTHER CRIMES)

PART 1 – GENERAL

1.01 SUMMARY

This section specifies the procedures and record keeping required for Contractors to perform work on Public Schools (K-12) property using employees that have been fingerprinted and criminal history background checked by TBI (Tennessee Bureau of Investigation) for Sexual and Certain Other Offenses per Public Act 587 amending Tennessee Code Annotated Section 49-5-413, effective September 01, 2007 and further the expanded list of disqualifying crimes described in Public Act 844 amending Tennessee Code Annotated Section 49-5-413, effective April 28, 2014.

1.02 REQUIREMENTS

All General or Prime Contractors and Sub-Contractor (including lower tier Sub-Sub-Contractors) shall have all employees who work or enter on school grounds when children are present fingerprinted and criminal history background checked as described hereafter. Any employees who have been convicted of sexual or any of the expanded list of offenses shall not be allowed to come in direct contact with school children or children in child care programs, or enter the grounds of a school or child care center. This law includes the same or similar offenses that occurred in other jurisdictions, as well as the solicitation of, or attempt to commit, the conspiracy of, or acting as an accessory to the underlying listed crimes. The cost of the criminal history background checks shall be at the expense of the Contractor, not the Owner.

1.03 PROCEDURES

The General or Prime Contractor (Prime Contractor who has a Contract for Construction or Services directly with the School System) shall send a "Letter of Purpose" on their company letter head to the Tennessee Bureau of Investigation to initiate the necessary steps for processing of a criminal history background check to satisfy the following Tennessee Laws:

The Public Chapter No. 587, Public Acts, 2007 as amended to describe the Senate Bill No. 2048, 2356, and 16 and Public Chapter No. 844 as amended to describe the Senate Bill No. 2358.

1.04 RIGHT TO ACCESS/REVIEW

The Owner shall have right to access and review the record keeping documents of the Contractor within twenty-four (24) hours of written request.

See attached Compliance Form, Memorandum and associated sheets for additional descriptive information.

SECTION 01 4550

**COMPLIANCE WITH PUBLIC ACTS 587 & 844
(WORKER BACKGROUND CHECK FOR REGISTERED SEX OFFENDERS
AND CONVICTION OF CERTAIN OTHER CRIMES)**


Background Check Requirement for School System Suppliers

In submitting this bid, you are certifying that you are aware of the requirements imposed by T.C.A. §49-5-413(d) as amended by Public Act 844, Senate Bill 2356 to conduct criminal history background checks through the Tennessee Bureau of Investigation on yourself and any of your employees who may come in direct contact with students or who may come on or about school property anytime students are present. You are further certifying that at no time will you ever permit any individual who has committed a sexual offense or who is a Registered Sex Offender or has been convicted of the expanded list of disqualifying crimes to come in direct contact with children or to come on or about school property while students are present.

Project Name: Demolition of Boones Creek Middle School

School Address: 4352 N Roan St, Johnson City, TN 37615

Signature of Authorized Representative:



Josephine S. Greene, President
E. Luke Greene Company, Inc.

END OF SECTION

10. The following documents are attached to and made a condition of this Bid:

- (A) Required Bid Security in the form of bid bond.
- (B) Workers' Compensation Certificate of Coverage attached
- (C) Drug-Free Workplace Affidavit. attached
- (D) Affidavit of Compliance with Tennessee Criminal History Records Check Tennessee Code Annotated, Section 49-5-413. attached

Communications concerning this Bid shall be addressed to the address of Bidder indicated below.

The following address: 4807 Douglas Dam Rd Strawberry Plains, TN 37871

- 11. The terms used in this Bid which are defined in the General Conditions of the Construction Contract included as part of the Contract Documents have the meanings assigned to them in the General Conditions.
- 12. This Bid form must be signed to be considered valid.

SUBMITTED on 2/19, 2021.

(Attach Evidence of Authority to Sign.)

IF BIDDER IS:

An Individual

By _____ (SEAL)
(Individual's Name)

doing business as _____

Business address: _____

Phone No.: _____

Email Address: _____

By (signature) _____



STATE OF TENNESSEE
DEPARTMENT OF
COMMERCE AND INSURANCE



GREENE, E. LUKE COMPANY, INC.

367660

ID NUMBER: 14334
LIC STATUS: ACTIVE
EXPIRATION DATE: May 31, 2022

**BOARD FOR LICENSING CONTRACTORS
CONTRACTOR**

THIS IS TO CERTIFY THAT ALL REQUIREMENTS
OF THE STATE OF TENNESSEE HAVE BEEN MET

GREENE, E. LUKE COMPANY, INC.
4807 DOUGLAS DAM ROAD
STRAWBERRY PLAINS, TN 37871

State of Tennessee

367660

BOARD FOR LICENSING CONTRACTORS

CONTRACTOR

GREENE, E. LUKE COMPANY, INC.

This is to certify that all requirements of the State of Tennessee have been met.

**ID NUMBER: 14334
LIC STATUS: ACTIVE
EXPIRATION DATE: May 31, 2022
UNLIMITED; BC-14; BC-A; BC-B**



**IN-1313
DEPARTMENT OF
COMMERCE AND INSURANCE**



THE STATE OF TENNESSEE
Department of Environment and Conservation Division of Solid Waste Management
Toxic Substances Program
William R. Snodgrass Tennessee Tower
312 Rosa L. Parks Avenue, 14th Floor Nashville TN 37243

By virtue of the authority vested by the Division of Solid Waste Management, the Company named below is hereby accredited to offer and/or conduct Asbestos activities pursuant to Rule 1200-01-20:

E. Luke Greene Company, Inc

4807 Douglas Dam Road Strawberry Plains TN, 37871

to conduct ASBESTOS ACTIVITIES in schools or public and commercial buildings in Tennessee.
This firm is responsible for compliance with the applicable requirements of Rule 1200-01-20.

Discipline	Type	Accreditation Number	Effective Date	Expiration Date
Accreditation	Re-Accreditation	A-F-482-83845	July 27, 2020	September 30, 2021



Given under the Seal of the State of Tennessee in Nashville.

This 27th Day of July 2020

Division of Solid Waste Management
Toxic Substance Program

CN-1324 (Rev 6/13)

RDA-3020



**Washington County
Business Tax Standard License**

July 16, 2020

E LUKE GREENE COMPANY, INC
4807 DOUGLAS DAM RD
STRAWBERRY PLAINS TN 37871-1640

Letter ID: L0421330688
Expiration Date: 15-Aug-2021
Return Due By: 15-Jul-2021

The business tax license printed below certifies the receipt and approval of your business tax license application or the renewal of a license for your existing business. The license is valid until the expiration date noted above. Your license number is 1001274189 and your classification is 4. The certificate must be displayed publicly at the location for which it is issued.

All business tax returns are required to be filed and the payment remitted electronically. Your return is due on July 15, 2021. Please visit www.tn.gov/revenue for additional information.

Note: This license does not permit operation unless properly zoned and/or in compliance with all other applicable state, county, or city laws, rules and regulations. Also, as required by Tenn. Code Ann. § 39-17-1801 et seq., businesses must comply with all provisions of the Tennessee Non-Smoker Protection Act.

DETACH LICENSE BELOW AND DISPLAY IN PUBLIC AREA

✂

**Washington County
Business Tax Standard License**

This certificate must be publicly displayed.

E LUKE GREENE COMPANY, INC
4807 DOUGLAS DAM RD
STRAWBERRY PLAINS TN 37871-1640



Date Issued: 16-Jul-2020
Classification: 4
Letter ID: L0421330688
License Number: 1001274189
Expiration Date: 15-Aug-2021



**City of Johnson City
Business Tax Standard License**

July 16, 2020

E LUKE GREENE COMPANY, INC
4807 DOUGLAS DAM RD
STRAWBERRY PLAINS TN 37871-1640

Letter ID: L1603616512
Expiration Date: 15-Aug-2021
Return Due By: 15-Jul-2021

The business tax license printed below certifies the receipt and approval of your business tax license application or the renewal of a license for your existing business. The license is valid until the expiration date noted above. Your license number is 1000384293 and your classification is 4. The certificate must be displayed publicly at the location for which it is issued.

All business tax returns are required to be filed and the payment remitted electronically. Your return is due on July 15, 2021. Please visit www.tn.gov/revenue for additional information.

Note: This license does not permit operation unless properly zoned and/or in compliance with all other applicable state, county, or city laws, rules and regulations. Also, as required by Tenn. Code Ann. § 39-17-1801 et seq., businesses must comply with all provisions of the Tennessee Non-Smoker Protection Act.

DETACH LICENSE BELOW AND DISPLAY IN PUBLIC AREA

✂

**City of Johnson City
Business Tax Standard License**

This certificate must be publicly displayed.

E LUKE GREENE COMPANY, INC
4807 DOUGLAS DAM RD
STRAWBERRY PLAINS TN 37871-1640

Date Issued: 16-Jul-2020
Classification: 4
Letter ID: L1603616512
License Number: 1000384293
Expiration Date: 15-Aug-2021



Document A310™ – 2010

Conforms with The American Institute of Architects AIA Document 310

Bid Bond

CONTRACTOR:

(Name, legal status and address)

E. Luke Greene Company, Inc
4807 Douglas Dam Rd.
Strawberry Plains, TN 37871

OWNER:

(Name, legal status and address)

Washington County Department of Education
3519 W. Walnut St.
Johnson City, TN 37604

SURETY:

(Name, legal status and principal place of business)

The Cincinnati Insurance Company
P.O. Box 145496
Cincinnati, OH 45250-5496
Mailing Address for Notices
PO Box 145496
Cincinnati, OH 45250-5496

This document has important legal consequences. Consultation with an attorney is encouraged with respect to its completion or modification.

Any singular reference to Contractor, Surety, Owner or other party shall be considered plural where applicable.

BOND AMOUNT: 5% Five Percent of Amount Bid

PROJECT:

(Name, location or address, and Project number, if any)


BOONES CREEK MIDDLE SCHOOL - ASBESTOS ABATEMENT & BUILDING DEMOLITION - 4352 N. ROAN ST., JOHNSON CITY, TN

The Contractor and Surety are bound to the Owner in the amount set forth above, for the payment of which the Contractor and Surety bind themselves, their heirs, executors, administrators, successors and assigns, jointly and severally, as provided herein. The conditions of this Bond are such that if the Owner accepts the bid of the Contractor within the time specified in the bid documents, or within such time period as may be agreed to by the Owner and Contractor, and the Contractor either (1) enters into a contract with the Owner in accordance with the terms of such bid, and gives such bond or bonds as may be specified in the bidding or Contract Documents, with a surety admitted in the jurisdiction of the Project and otherwise acceptable to the Owner, for the faithful performance of such Contract and for the prompt payment of labor and material furnished in the prosecution thereof; or (2) pays to the Owner the difference, not to exceed the amount of this Bond, between the amount specified in said bid and such larger amount for which the Owner may in good faith contract with another party to perform the work covered by said bid, then this obligation shall be null and void, otherwise to remain in full force and effect. The Surety hereby waives any notice of an agreement between the Owner and Contractor to extend the time in which the Owner may accept the bid. Waiver of notice by the Surety shall not apply to any extension exceeding sixty (60) days in the aggregate beyond the time for acceptance of bids specified in the bid documents, and the Owner and Contractor shall obtain the Surety's consent for an extension beyond sixty (60) days.


If this Bond is issued in connection with a subcontractor's bid to a Contractor, the term Contractor in this Bond shall be deemed to be Subcontractor and the term Owner shall be deemed to be Contractor.

When this Bond has been furnished to comply with a statutory or other legal requirement in the location of the Project, any provision in this Bond conflicting with said statutory or legal requirement shall be deemed deleted herefrom and provisions conforming to such statutory or other legal requirement shall be deemed incorporated herein. When so furnished, the intent is that this Bond shall be construed as a statutory bond and not as a common law bond.

Signed and sealed this 23rd day of February, 2021.

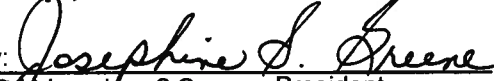


(Witness) Admin. Ass't.



(Witness) Rhonda Bean

E. Luke Greene Company, Inc
(Principal) _____ (Seal)

By: 
(Title) Josephine S. Greene President

The Cincinnati Insurance Company
(Surety) _____ (Seal)

By: 
(Title) Sue J. Hill, Attorney-in-Fact

THE CINCINNATI INSURANCE COMPANY

Fairfield, Ohio

POWER OF ATTORNEY

KNOW ALL MEN BY THESE PRESENTS: That THE CINCINNATI INSURANCE COMPANY, a corporation organized under the laws of the State of Ohio, and having its principal office in the City of Fairfield, Ohio, does hereby constitute and appoint

Andy C. Shafer, Jason E. Tallent, Sue J. Hill; Christina Addington and/or Rhonda Bean

of Knoxville, Tennessee

and deliver on its behalf as Surety, and as its act and deed, any and all bonds, policies, undertakings, or other like instruments, as follows:

Any such obligations in the United States, up to Forty Million and No/100 Dollars (\$40,000,000.00).

This appointment is made under and by authority of the following resolution passed by the Board of Directors of said Company at a meeting held in the principal office of the Company, a quorum being present and voting, on the 6th day of December, 1958, which resolution is still in effect:

"RESOLVED, that the President or any Vice President be hereby authorized, and empowered to appoint Attorneys-in-Fact of the Company to execute any and all bonds, policies, undertakings, or other like instruments on behalf of the Corporation, and may authorize any officer or any such Attorney-in-Fact to affix the corporate seal; and may with or without cause modify or revoke any such appointment or authority. Any such writings so executed by such Attorneys-in-Fact shall be binding upon the Company as if they had been duly executed and acknowledged by the regularly elected officers of the Company."

This Power of Attorney is signed and sealed by facsimile under and by the authority of the following Resolution adopted by the Board of Directors of the Company at a meeting duly called and held on the 7th day of December, 1973.

"RESOLVED, that the signature of the President or a Vice President and the seal of the Company may be affixed by facsimile on any power of attorney granted, and the signature of the Secretary or Assistant Secretary and the seal of the Company may be affixed by facsimile to any certificate of any such power and any such power of certificate bearing such facsimile signature and seal shall be valid and binding on the Company. Any such power so executed and sealed and certified by certificate so executed and sealed shall, with respect to any bond or undertaking to which it is attached, continue to be valid and binding on the Company."

IN WITNESS WHEREOF, THE CINCINNATI INSURANCE COMPANY has caused these presents to be sealed with its corporate seal, duly attested by its Senior Vice President this 19th day of December, 2018.



THE CINCINNATI INSURANCE COMPANY

Stephen A. Ventre

STATE OF OHIO) ss:
COUNTY OF BUTLER)

On this 19th day of December, 2018, before me came the above-named Vice President of THE CINCINNATI INSURANCE COMPANY, to me personally known to be the officer described herein, and acknowledged that the seal affixed to the preceding instrument is the corporate seal of said Company and the corporate seal and the signature of the officer were duly affixed and subscribed to said instrument by the authority and direction of said corporation.



Keith Collett

KEITH COLLETT, Attorney at Law
NOTARY PUBLIC - STATE OF OHIO
My commission has no expiration date. Section 147.03 O.R.C.

I, the undersigned Secretary or Assistant Secretary of THE CINCINNATI INSURANCE COMPANY, hereby certify that the above is a true and correct copy of the Original Power of Attorney issued by said Company, and do hereby further certify that the said Power of Attorney is still in full force and effect.

GIVEN under my hand and seal of said Company at Fairfield, Ohio.

this 23 day of February 2021.



Ed A.

1.51 P.F.P.

BID DOCUMENTS

Project: Demolition of Boones Creek Middle School

Project # 15727

Washington County TN Department of Education
405 W. College Street

Jonesborough, TN 37659

February 23, 2021 @ 2:00 pm

Bid Date:
Bidder:

Taff & Frye Company, Inc.
1921 Island Road

Bristol, Virginia 24201

Tennessee Contractor Number 46165, \$500,000.00;BC, Expiration 11/30/2021

Tennessee Asbestos Accreditation Number A-F-584-98001, Expiration 12/31/2021



P.O. BOX 1000 ABINGDON, VA 24212 276-623-2323

459395

REMITTER: JOHN D TAFF IV

DATE 2/23/21

PAY TO THE ORDER OF

WASHINGTON CO. TN. DEPT OF EDUCATION

EXACTLY **18,500 AND 00/100 DOLLARS

\$ _____ \$18,500.00

CASHIER'S CHECK

THE PURCHASE OF AN INDEMNITY BOND WILL BE REQUIRED BEFORE ANY CASHIER'S CHECK OF THIS BANK WILL BE REPLACED OR REFUNDED IN THE EVENT IT IS LOST, MISPLACED, OR STOLEN.

BID BOND

⑈0000459395⑈ ⑆051404464⑆ 10004968⑈

Johnny D. Canters
AUTHORIZED SIGNATURE Bx.05



REVISED BID FORM

PROJECT IDENTIFICATION: **Demolition of former Boones Creek Middle School and Site Restoration**

CONTRACT IDENTIFICATION NO: **T&L Project No. 15727**

THIS BID IS SUBMITTED TO: **Washington County TN Department of Education
405 W. College St.
Jonesborough, Tennessee 37659**

1. The undersigned Bidder proposes and agrees, if this Bid is accepted, to enter into an Agreement with Owner in the form included in the Contract Documents to perform and furnish all Work as specified or indicated in the Contract Documents for the Contract Price and within the Contract Time indicated in this Bid and in accordance with the other terms and conditions of the Contract Documents.
2. Bidder accepts all of the terms and conditions of the Advertisement and Instructions to Bidders, including without limitation those dealing with the disposition of Bid Security. This Bid will remain subject to acceptance for sixty (60) days after the day of Bid Opening. Bidder will sign and submit the Agreement with the Bonds and other documents required by the Bidding Requirements within the timeframe presented in the Instructions to Bidders.
3. In submitting this Bid, Bidder represents, as more fully set forth in the Agreement, that:
 - (A) Bidder has examined copies of all Bidding Documents and of the following Addenda (receipt of all which is hereby acknowledged):

Number	Date
1	02/16/2021

- (B) Bidder has familiarized itself with the nature and extent of the Contract Documents, Work, site, locality, and all local conditions and Laws and Regulations that in any manner may affect cost, progress, performance, or furnishing of the Work.
- (C) Bidder has obtained and carefully studied (or assumes responsibility for obtaining and carefully studying) all such examinations, investigations, explorations, tests, and studies which pertain to the subsurface or physical conditions at the site or otherwise may affect the cost, progress, performance, or furnishing of the Work as Bidder considers necessary for the performance or furnishing of the Work at the Contract time and in accordance with the other terms and conditions of the Contract Documents, including specifically the provisions of Paragraph 3.2 of the General Conditions; and no additional examinations,

investigations, explorations, tests, reports, or similar information or data are or will be required by Bidder for such purposes.

- (D) Bidder has reviewed and checked all information and data shown or indicated on the Contract Documents with respect to existing utilities at or contiguous to the site and assumes responsibility for the accurate location of said utilities. No additional examinations, investigations, explorations, tests, reports or similar information or data in respect of said utilities are or will be required by Bidder in order to perform and furnish the Work at the Contract Price, within the Contract Time and in accordance with the other terms and conditions of the Contract Documents, including specifically the provisions of Paragraph 3.2 of the General Conditions.
 - (E) Bidder has correlated the results of all such observations, examinations, investigations, explorations, tests, reports, and studies with the terms and conditions of the Contract Documents.
 - (F) Bidder has given Architect written notice of all conflicts, errors, or discrepancies that it has discovered in the Contract Documents and the written resolution thereof by Architect is acceptable to Bidder.
 - (G) This Bid is genuine and not made in the interest of or on behalf of any undisclosed person, firm, or corporation and is not submitted in conformity with any agreement or rules of any group, association, organization or corporation; Bidder has not directly or indirectly induced or solicited any other Bidder to submit a false or sham Bid; Bidder has not solicited or induced any person, firm, or corporation to refrain from bidding; and Bidder has not sought by collusion to obtain for itself any advantage over any other Bidder or over Owner.
 - (H) By submission of this bid, each Bidder and each person signing on behalf of any Bidder certifies, and in the case of a joint bid each party thereto certifies as to its own organization, under penalty of perjury, that to the best of its knowledge and belief that each Bidder is not on the list created pursuant to the Tennessee Code §12-12-106.
4. The bidder has relied upon the public historical climatological records by NOAA National Climate Data Center for Johnson City, TN.
 5. BIDDER agrees that the Work will be substantially completed on or before 120 calendar days after Notice to Proceed and final completion shall be achieved within 30 consecutive calendar days after substantial completion.
 6. Bids shall include sales tax and all other applicable taxes and fees.
 7. Bidder will complete the Work for the following price entered on the following page:

8.

ITEM	Estimated Quantity	Unit Price	Quantity x Unit Price Subtotal
Unit Price No. 1 –Cost per square foot for abatement of 9" x 9" or 12" x 12" asbestos containing floor tile including mastic.	23,000 Sq Ft	\$ <u>2.50</u> Per square foot	\$ 57,500.00
Unit Price No. 2– Cost per linear foot for abatement of asbestos containing thermal insulation (TSI).	500 Lin Ft.	\$ <u>12.00</u> Per linear foot	\$ 6,000.00
Unit Price No. 3-Cost per square foot for abatement of asbestos containing mastic behind green boards or chalkboards that are not otherwise identified in the contract documents.	1,000 Sq Ft	\$ <u>12.00</u> Per square foot	\$ 12,000.00 ST
Unit Price No. 4 – Additional trench and footing excavation of rock, in excess of design sub-grade, and replace with compacted suitable structural backfill in accordance with the Construction Documents.	25 Cubic Yards	\$ <u>200.00</u> Per Cubic Yard	\$ 5,000.00
Unit Price No. 5 – Additional mass excavation rock, in excess of design sub-grade, and replace with compacted suitable structural backfill in accordance with the Construction Documents.	50 Cubic Yards	\$ <u>200.00</u> Per Cubic Yard	\$ 10,000.00
Unit Price No. 6 – Additional mass excavation of unsuitable material, in excess of design sub-grade, and replace with compacted suitable structural backfill in accordance with the Construction Documents.	100 Cubic Yards	\$ <u>50.00</u> Per Cubic Yard	\$ 5,000.00
Unit Price No. 7 –Cost per square foot for abatement of asbestos containing roofing membrane felts and flashings.	25,000 Sq Ft	\$ <u>1.50</u> Per square foot	\$ 37,500.00
Total of Unit Prices Above		Line 1	\$ 133,000.00
Allowances according to Section 01 2100 Forty-Five Thousand and 00/100 Dollars		Line 2	\$45,000
Lump sum price for Building Demolition and Site Restoration as shown in the Contract Documents.		Line 3	\$ 184,450.00
Total Base Bid (Total of Three Lines Above)		\$	362,450.00
Base Bid in Words Three hundred sixty two thousand four hundred fifty and zero cents.			

9. Contract award will be based on the **Total Base Bid Amount shown above** as the Owner in its discretion decides to award pending the availability of funds for the project.

10. The following documents are attached to and made a condition of this Bid:

- (A) Required Bid Security in the form of Certified Check.
- (B) Workers' Compensation Certificate of Coverage
- (C) Drug-Free Workplace Affidavit.
- (D) Affidavit of Compliance with Tennessee Criminal History Records Check Tennessee Code Annotated, Section 49-5-413.

Communications concerning this Bid shall be addressed to the address of Bidder indicated below.

The following address: Taff & Frye Company, Inc., 1921 Island Road, Bristol, VA 24201

- 11. The terms used in this Bid which are defined in the General Conditions of the Construction Contract included as part of the Contract Documents have the meanings assigned to them in the General Conditions.
- 12. This Bid form must be signed to be considered valid.

SUBMITTED on February 23, 2021.

(Attach Evidence of Authority to Sign.)

IF BIDDER IS:

An Individual

By _____ (SEAL)
(Individual's Name)

doing business as _____

Business address: _____

Phone No.: _____

Email Address: _____

By (signature) _____

A Partnership

By _____
(Firm Name)

(General Partner) (SEAL)

Business address: _____

Phone No.: _____

Email Address: _____

By (signature) _____


A Corporation

By Taff & Frye Company, Inc.
(Corporation Name)

Tennessee
(State of Incorporation)

By John D. Taff _____ (SEAL)
(Name of Person Authorized to Sign)

(Title)



Attest Martha A Moore
(Secretary)

Maudie Moore

Business address: 1921 Island Road, Bristol, VA 24201

Phone No.: 276-466-4134

Email Address: john@taffandfrye.com

By (signature) [Signature]

(Each joint venturer must sign. The manner of signing for each individual, partnership, and corporation that is a party to the joint venture should be in the manner indicated above).

WORKERS' COMPENSATION

Certificate of Coverage

This Contract requires construction contractors and subcontractors to obtain and maintain workers' compensation insurance while performing work on this project.

Evidence of coverage must be provided prior to commencement of Work.


This form must be completed and returned to the organization contracting the Work.

The undersigned organization stipulates that it:

- A. has workers' compensation insurance and is in compliance with the Tennessee Workers' Compensation Act. Yes No
Insurance Company American Interstate Insurance Company
Policy expiration date 09/25/2021
- B. is self-insured for workers' compensation. Yes

Title of Construction Contract: Demolition of Boones Creek Middle School

Contract Number: 15727

Signed by: 

Title: President

Firm Name: Taff & Frye Company, Inc.

Address: 1921 Island Road, Bristol, VA 24201

**DRUG-FREE WORKPLACE AFFIDAVIT
OF PRIME BIDDER**

The undersigned principal officer of Taff & Frye Company, Inc., an employer of five (5) or more employees contracting with Washington County Department Of Education to provide construction services, states under oath as follows:

1. The undersigned is a principal officer of Taff & Frye Company, Inc. (hereinafter referred to as the "Company"), and is duly authorized to execute this Affidavit on behalf of the Company.
2. The Company submits this Affidavit pursuant to TCA §50-9-113, which requires each employer with no less than five (5) employees receiving pay who contracts with the state or any local government to provide construction services to submit an affidavit stating that such employer has a drug-free workplace program that complies with Title 50, Chapter 9, of the Tennessee Code Annotated.
3. The company is in compliance with TCA §50-9-113.

Principal Officer Name John D Taff IV

Principal Officer Signature *John D Taff IV*


STATE OF Tennessee

COUNTY OF Sullivan

Before me personally appeared John D Taff IV with whom I am personally acquainted (or who proved to me on the basis of satisfactory evidence), and who I acknowledge that such person executed the foregoing affidavit for the purposes therein contained.

Witness my hand and seal this 23 day of February

Notary Public *Martha Moore*
My commission expires: April 1, 2023



SECTION 01 4550


**COMPLIANCE WITH PUBLIC ACTS 587 & 844
(WORKER BACKGROUND CHECK FOR REGISTERED SEX OFFENDERS
AND CONVICTION OF CERTAIN OTHER CRIMES)**

Background Check Requirement for School System Suppliers

In submitting this bid, you are certifying that you are aware of the requirements imposed by T.C.A. §49-5-413(d) as amended by Public Act 844, Senate Bill 2356 to conduct criminal history background checks through the Tennessee Bureau of Investigation on yourself and any of your employees who may come in direct contact with students or who may come on or about school property anytime students are present. You are further certifying that at no time will you ever permit any individual who has committed a sexual offense or who is a Registered Sex Offender or has been convicted of the expanded list of disqualifying crimes to come in direct contact with children or to come on or about school property while students are present.

Project Name: Demolition of Boones Creek Middle School

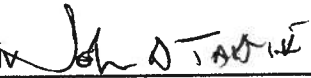
School Address: 4352 N Roan St, Johnson City, TN 37615

Signature of Authorized Representative: 

END OF SECTION

CERTIFICATION OF BIDDER REGARDING DEBARMENT

This is to certify that this person/firm/corporation has not been barred from bidding on contracts by any agency of the State of Tennessee, nor is this person/firm/corporation a part of any firm/corporation that has been barred from bidding on contracts by any agency of the State of Tennessee.

John D Taff IV 

Name of Official

President

Title

Taff & Frye Company, Inc.

Firm or Corporation

02/23/2021

Date

AIA[®] Document A305[™] – 1986

Contractor's Qualification Statement

The Undersigned certifies under oath that the information provided herein is true and sufficiently complete so as not to be misleading.

SUBMITTED TO: Washington County Department of Education

ADDRESS: 405 W. College Street, Jonesborough, TN 37659

SUBMITTED BY: Taff & Frye Company, Inc.

NAME: John D Taff IV

ADDRESS: 1921 Island Road, Bristol, VA 24201

PRINCIPAL OFFICE: 1921 Island Road, Bristol, VA 24201

Corporation

Partnership

Individual

Joint Venture

Other

NAME OF PROJECT (if applicable): Demolition of Boones Creek Middle School

TYPE OF WORK (file separate form for each Classification of Work):

General Construction

HVAC

Electrical

Plumbing

Other (please specify) Demolition and asbestos abatement

§ 1. ORGANIZATION

§ 1.1 How many years has your organization been in business as a Contractor?
20 years

§ 1.2 How many years has your organization been in business under its present business name?
20 years

§ 1.2.1 Under what other or former names has your organization operated?
None

§ 1.3 If your organization is a corporation, answer the following:

§ 1.3.1 Date of incorporation: 08/30/2001

§ 1.3.2 State of incorporation: Tennessee

§ 1.3.3 President's name: John D Taff IV

ADDITIONS AND DELETIONS:

The author of this document has added information needed for its completion. The author may also have revised the text of the original AIA standard form. An *Additions and Deletions Report* that notes added information as well as revisions to the standard form text is available from the author and should be reviewed. A vertical line in the left margin of this document indicates where the author has added necessary information and where the author has added to or deleted from the original AIA text.

This document has important legal consequences. Consultation with an attorney is encouraged with respect to its completion or modification.

This form is approved and recommended by the American Institute of Architects (AIA) and the Associated General Contractors of America (AGC) for use in evaluating the qualifications of contractors. No endorsement of the submitting party or verification of the information is made by AIA or AGC.

§ 1.3.4 Vice-president's name(s)

§ 1.3.5 Secretary's name: Martha A Moore

§ 1.3.6 Treasurer's name:

§ 1.4 If your organization is a partnership, answer the following:

§ 1.4.1 Date of organization:

§ 1.4.2 Type of partnership (if applicable):

§ 1.4.3 Name(s) of general partner(s)

§ 1.5 If your organization is individually owned, answer the following:

§ 1.5.1 Date of organization:

§ 1.5.2 Name of owner:

§ 1.6 If the form of your organization is other than those listed above, describe it and name the principals:

§ 2. LICENSING

§ 2.1 List jurisdictions and trade categories in which your organization is legally qualified to do business, and indicate registration or license numbers, if applicable.

Tennessee Asbestos Contractor; Asbestos Accreditation # A-F-584-98001
Tennessee Contractor, \$500,000.00; BC License # 46165

§ 2.2 List jurisdictions in which your organization's partnership or trade name is filed.

Tennessee

§ 3. EXPERIENCE

§ 3.1 List the categories of work that your organization normally performs with its own forces.

Demolition and asbestos abatement

§ 3.2 Claims and Suits. (If the answer to any of the questions below is yes, please attach details.)

§ 3.2.1 Has your organization ever failed to complete any work awarded to it? No.

§ 3.2.2 Are there any judgments, claims, arbitration proceedings or suits pending or outstanding against your organization or its officers? No.

§ 3.2.3 Has your organization filed any law suits or requested arbitration with regard to construction contracts within the last five years? No.

§ 3.3 Within the last five years, has any officer or principal of your organization ever been an officer or principal of another organization when it failed to complete a construction contract? (If the answer is yes, please attach details.)
No.

§ 3.4 On a separate sheet, list major construction projects your organization has in progress, giving the name of project, owner, architect, contract amount, percent complete and scheduled completion date.

Please see attached

§ 3.4.1 State total worth of work in progress and under contract:

1.9 Million

§ 3.5 On a separate sheet, list the major projects your organization has completed in the past five years, giving the name of project, owner, architect, contract amount, date of completion and percentage of the cost of the work performed with your own forces.

Please see attached

§ 3.5.1 State average annual amount of construction work performed during the past five years:

3.7 Million

§ 3.6 On a separate sheet, list the construction experience and present commitments of the key individuals of your organization.

Please see attached

§ 4. REFERENCES

§ 4.1 Trade References:

Stowers Equipment
Worldwide Equipment
Bristol Rent-All

§ 4.2 Bank References:

First Bank & Trust Company, 1419 W. State Street, Bristol, Kate Belcher
Lee Bank & Trust, 707 Gate City Highway, Bristol, Virginia Susan Taylor

§ 4.3 Surety:

§ 4.3.1 Name of bonding company:

American Interstate Insurance Company

§ 4.3.2 Name and address of agent:

Brian Lewis
200 Piedmont Avenue
Bristol, Virginia 24201

§ 5. FINANCING

§ 5.1 Financial Statement.

§ 5.1.1 Attach a financial statement, preferably audited, including your organization's latest balance sheet and income statement showing the following items:

Please see attached

Current Assets (e.g., cash, joint venture accounts, accounts receivable, notes receivable, accrued income, deposits, materials inventory and prepaid expenses);

Net Fixed Assets;

Other Assets;

Current Liabilities (e.g., accounts payable, notes payable, accrued expenses, provision for income taxes, advances, accrued salaries and accrued payroll taxes);

Other Liabilities (e.g., capital, capital stock, authorized and outstanding shares par values, earned surplus and retained earnings).

§ 5.1.2 Name and address of firm preparing attached financial statement, and date thereof:

Sandra Venable, CPA
Venable's Accounting & Tax Solutions Inc.
703 Arlington Ave., Bristol, VA 24201

§ 5.1.3 Is the attached financial statement for the identical organization named on page one?

Yes

§ 5.1.4 If not, explain the relationship and financial responsibility of the organization whose financial statement is provided (e.g., parent-subsidiary).

§ 5.2 Will the organization whose financial statement is attached act as guarantor of the contract for construction?

Yes

§ 6. SIGNATURE

§ 6.1 Dated at this 23 day of February, 2021

Name of Organization: Taff & Frye Company, Inc.

By: John D. Taff IV

Title: President

§ 6.2

I, being duly sworn deposes and says that the information provided herein is true and sufficiently complete so as not to be misleading.

Subscribed and sworn before me this 23 day of Feb 2021

Notary Public:

My Commission Expires:

Martha A Moore
April 1, 2023



TAFF AND FRYE CO INC

BALANCE SHEET

As of December 31, 2020

	TOTAL
ASSETS	
Current Assets	
Bank Accounts	25,340.42
First Bank & Trust - 5320	165.03
First Bank & Trust - 6021	0.00
First Bank & Trust - 6047	0.00
First Bank & Trust - 7876	0.00
Lee Bank 0900362	22,714.04
Lee Bank Payroll-1983	69,047.80
Lee Bank-1630	\$117,267.29
Total Bank Accounts	
Accounts Receivable	254,111.17
Accounts Receivable	\$254,111.17
Total Accounts Receivable	
Other Current Assets	6,588.00
Employee Cash Advances	\$6,588.00
Total Other Current Assets	\$377,966.46
Total Current Assets	
Fixed Assets	-2,107,810.00
Accumulated Depreciation	233,777.23
Buildings	2,201,322.90
Furniture & Equipment	742,424.84
Vehicles	\$1,069,714.97
Total Fixed Assets	
Other Assets	32,687.88
Patent Application	\$32,687.88
Total Other Assets	\$1,480,369.31
TOTAL ASSETS	

TAFF AND FRYE CO INC

BALANCE SHEET

As of December 31, 2020

	TOTAL
LIABILITIES AND EQUITY	
Liabilities	
Current Liabilities	
Accounts Payable	0.00
Accounts Payable (A/P)	0.00
Total Accounts Payable	\$0.00
Credit Cards	
American Express 46009	9,681.38
Capital One 0214	4,268.31
Capital One 1937	710.24
Capital One 6325	158.13
Total Credit Cards	\$14,818.06
Other Current Liabilities	
Accrued Payroll	36,810.11
Garnishment Payable	0.00
Insurance Payable	0.00
LOC	365,403.52
Payroll Tax Payable	102,681.05
Total Other Current Liabilities	\$504,894.68
Total Current Liabilities	\$519,712.74
Long-Term Liabilities	
1921 Island Road	11,950.69
1995 International	5,274.08
1996 Forklift	1,404.90
2001 Mack CH613	1,708.48
2014 Ford F-250	8,046.56
Business Transfers	-2,515.00
CNH Industrial Capital - Tractor	-2,074.25
Lee Bank - 2012 International Terrastar - 4190	13,644.05
Lee Bank - 2013 International 4100 - 1871	27,535.94
Lee Bank - 4250	23,514.28
Lee Bank - 4307	43,944.05
Lee Bank - 6059	9,097.45
Lee Bank - 85722	18,277.59
Lee Bank - AR Barter Theater - 4234	13,550.00
Lee Bank - AR JA Street; E&H College - 1863	50,000.00
N/P Caterpillar	0.00
N/P Devers	4,250.00
N/P John Taff	0.00
Notes Payable Brad Miller	213,000.00
Paycheck Protection Program Loan	257,000.00

TAFF AND FRYE CO INC

BALANCE SHEET

As of December 31, 2020

	TOTAL
Total Long-Term Liabilities	\$697,608.82
Total Liabilities	\$1,217,321.56
Equity	
Common Stock	30,000.00
Opening Balance Equity	-7,749.29
Owner's Distribution - Clarence Frye	0.00
Owner's Distribution - John Taff	0.00
Retained Earnings	18,598.17
Net Income	222,198.87
Total Equity	\$263,047.75
TOTAL LIABILITIES AND EQUITY	\$1,480,369.31

TAFF & FRYE CO., INC

DEMOLITION ~ CONSTRUCTION

Business Office
1921 Island Rd.
Bristol, VA 24201

Ph. 276-466-4134
fax 276-669-7293
cell 423-534-9666

February 23, 2021

Washington County Department of Education
405 W. College Street
Jonesborough, TN 37659

Current Projects

ETSU Culp Center Renovation	Burwil Construction	Chris Broglio	\$ 1,600,000	95% Complete	03/2021
GlenMary Farm	GlenMary Farm LLC	Michael Richard	\$ 300,000	75% Complete	06/2021
Bristol Holiday Inn	Tenneva	Brian Deal	\$ 650,000	85% Complete	05/2021

3.5 Past Jobs

700 Shelby Street Demolition	City of Bristol, TN	Tim Beaver	\$ 399,000	05/2020	100%
JC Recycling Center	Armstrong Const.	Ben McMurray	\$ 190,000	01/2020	100%
Pinnacle Development Hotel Demolition	Burwil Construction	Bill Prince	\$ 752,000	01/2017	100%
Washington County VA Skills Center Demolition	WCSB	Patrick Buchanan	\$ 340,000	03/2018	100%
Bristol Hotel Renovation	JA Street	Brian Poe	\$ 635,000	06/2018	100%
ETSU Stadium Demolition	Burwil Construction	Nick Self	\$ 130,000	12/2017	100%

3.6 Taff & Frye Co., Inc. Key Personnel.

John D. Taff IV, MBA: President
23 years' experience in the demolition and abatement industry.

Whitney E. Hill, MS: Environmental Project Manager
18 years' experience in the asbestos, lead and mold abatement industry.

Ryan McNeill BS: Demolition superintendent/ foreman.
18 years of demolition experience. OSHA, VOSHA, VDOT certified.

Martha A. Moore: Project Manager
13 years' experience in engineering, RLD/ESC certified, TN TDEC-1 certified.

Demolition ~ Asbestos ~ Lead paint ~ Mold ~ Abatement



March 2, 2021

Mr. Phillip Patrick
Washington County Schools
405 W. College St.
Jonesborough, TN 37659

Re: Partial Reroofing of Daniel Boone High School
Washington County, TN
Project Number 15736

Dear Mr. Patrick:

Bids were received on Tuesday, March 2, 2021 in regards to the Partial Reroofing of Daniel Boone High School, Washington County, TN. The qualifying low bidder for the work was Barnard Roofing, with a total low bid amount of \$1,067,895.00. This includes the Alternate Number 1 roof work. We recommend that the construction contract be awarded to Barnard Roofing. The final award of the Bid is at the discretion of the Board.

Thank you for your assistance throughout the bid process. If you have any questions or concerns, please contact us.

Sincerely,

BLS Thompson & Litton

A handwritten signature in black ink that reads "Jerry Sartain". The signature is written in a cursive, flowing style.

Jerry Sartain
Senior Architect

Pc: File

March 4, 2021

Phillip Patrick
Maintenance Supervisor
Washington County Schools
405 West College Street
Jonesborough, Tennessee 37659

Re: Gray Elementary School
Masonry Repairs
Construction Bids

Dear Phillip:

We received bids for the work on February 25, 2021. Bids were received from two General Contractors. I have attached our Bid Tabulation Form.

Hoilman Construction Company, Inc was the low bidder with a bid of \$823,834.00. The bid is within our estimate. The Bid Amount appears to be reasonable.

I have discussed the bid with Doug Hoilman. He has no reservations or concerns with his bid.

Based on the information available to me and my past experience with Hoilman Construction, I recommend that the contract be awarded to Hoilman Construction Company, Inc.

If you have any questions, please feel free to call me.

Sincerely,



Steven K. Hutton

Philosophy and Ethics

Course Framework: Curriculum is built with the goal of introducing students to the philosophical principles of identifying and evaluating arguments. In turn, students will learn how to construct arguments of their own. *From a school-wide perspective, philosophy can be invaluable because the skills it imparts are transferable to every part of the curriculum that emphasizes clear thinking, reading, and writing.*

Submission Content:

- **Names of school:** David Crockett High School
- **Course Level:** Elective
- **Course Name:** Catastrophes and Philosophies
- **Course Description:** Students will learn how to develop well formed and logical arguments as well as how to critique the arguments of others. Curriculum will study primary sources for modern ethical opinions and real world case studies. Students will show mastery through development of original opinions in written and spoken arguments. Curriculum is selected to give depth to students wishing to pursue a career in philosophy, law, medicine or STEM.
- **Required Teacher Endorsement Codes:** None. Instructors must have at least 6 credit hours at the college level within the philosophy major. One of which must be a 101 philosophy course.
- Course credit: Elective
- **Pre-requisite course:** No prerequisites. It is suggested that juniors and seniors be given prioritization in enrollment as they are closer to career selection.
- **When the course will be offered:** Year long schedule
- **Course delivery method:**
 - Primary instruction method:
 - Classroom
 - Issued Chromebook
 - Lecture
 - Student team building and discussion
 - Student written and oral presentations
 - Secondary instruction method:
 - Issued Chromebook
 - Online in synchronous format
 - Lecture
 - Student written and audio submissions
- **Rationale for offering the special course:** High school students have developed the skills that enable them to write and reason effectively but not yet fully formed their habits of mind. This course is designed to help students identify and evaluate arguments

in everyday life and current events while constructing real time oratory and written arguments of their own that explore philosophy and the ethical dilemmas of the modern, digital world.

- **Description of special course development:**
 - Mr. Jordan Harris at DCHS (harrisj@wcde.org)
 - Dr. David Reidy at UTK (dreidy@utk.edu)
 - Dr. Alex Feldt at UTK (afeldt@utk.edu)
- **Course Standards:**
 - **1:** Testing on the main tenets of thought in the department of philosophy to include the following philosophers and their influence on the modern American judicial system:
 - Hume, Kant, Mills, Nietzsche, Spinoza and Descartes
 - Testing through multiple choice tests and short essay assignments
 - Emphasis on critical thinking and formal debate etiquette
 - **2:** Formative application of rhetoric and logic to the students debate style
 - Testing will be through written and spoken arguments. The students will be graded on conciseness and the validity of their arguments.
 - Application of Area One principles learned in a collaborative debate format that emphasize:
 - Respect
 - Teamwork
 - Critical thinking
 - In depth examination of the case studies presented for that year's High School Ethics Bowl Competition through:
 - Team delegated public speaking
 - Mindful speaking/ active listening
 - public short response critiques
 - Group discussion of technical text interpretation
 - **3:** Testing of the student's growth in logic and rhetoric as applied to current case studies and reflections on career paths for further consideration through:
 - Public speaking assignments
 - Long answer essays
 - Learner driven assignments self tailored to the students chosen career paths
 - Reflections assignment and conclusion of course studies
 - **Optional Activities:**
 - Competition in the High School Ethics Bowl hosted at the University of Tennessee Knoxville with a chance to compete nationally
 - Field trips to UTK or ETSU to tour their respective departments as involving ethics as a course of study