

In accordance with Executive Order No. 71, some Board members will attend the meeting by electronic means.

WORKSHOP

**WASHINGTON COUNTY
BOARD OF EDUCATION**

January 4, 2021

5:00 PM

Central Office

- I. CALL TO ORDER**
- II. PECCA**
- III. Director's Report**
 - A. Graduation Date**
 - B. Tenure**
 - C. Stimulus Plan**
- IV. Facilities**
 - A. Guardshack Projects at Daniel Boone High and David Crockett High**
 - B. High School Stadiums**
 - C. Old Boones Creek Middle Demolition**
 - D. Ionization**
 - E. Bleacher Replacements (Gray Elementary, Daniel Boone High, David Crockett High)**
 - F. Items to be declared surplus in the portable buildings**
 - G. Capital Projects List**
- V. Finance**
- VI. Policy**
 - A. 1.901 Charter School Applications (Second Reading)**
 - B. 4.400 Textbooks, Instructional Materials, & Take-Home Instructional Technology (Second Reading)**
 - C. 4.500 Instructional Materials (Delete)**
 - D. 5.6101 Supplemental Pay Schedule (Review)**
 - E. 6.709 Student Fees and Fines (Second Reading)**
- VII. 2021 - 2022 SCHOOL YEAR CALENDAR**

Washington County
Department of Education
Memorandum
Director's Office

DATE: January 4, 2020
TO: Washington County Board of Education and Director of Schools
FROM: Cindy Percell, Human Resources Director/Benefits Coordinator
SUBJECT: PECCA Vote for Collaborative Conferencing

Per the Professional Educators Collaborative Conferencing Act of 2011 (PECCA), a vote was held last month to determine representation at the conferencing table. On December 8, 2020, all schools held an election following the end of the school day that was overseen by one member of management and one member of the professional employees. The next week, on December 14, 2020, a make-up vote was conducted at Asbury School for those eligible employees who were unable to vote on the 8th. Days before the election, Fall Branch Elementary School was quarantined due to an exposure to COVID-19 and would not be back in session in time for the make up date of December 14, 2020. Therefore, it was decided to offer the certified employees of this location and to those in other locations who were out due to illness, leave of absence, or quarantined, the opportunity to cast a ballot through a mail in ballot process. There were seven (7) certified employees who participated through the mail-in ballot process.

Only "Professional Employees" participate in the voting process. These individuals are defined in the law as employees who devote a majority of their time to teaching. The number of eligible voters by this definition is 540 employees. A total of 360 professional employees voted which is 67% of all eligible employees.

Totals for Question 1 "yes" and Question 2 do not match because 10 voters did not choose an option in Question 2. Also, totals for Question 1 "no" and Question 3 do not match because 110 voters chose an option in Question 3, showing that extra 101 voters marked an answer in Question 3 when they shouldn't have.

By the totals above, of the 360 total employees who voted, 445 voted for WCEA which is 82% of all eligible voters. No other group received the required 15%.

FINAL RESULTS 2020

ELIGIBLE VOTERS 540

Question # 1

Shall the professional employees of the Washington County School System undertake collaborative conferencing with the board of education?

351 Yes (If you answered YES, go to question #2) **65%**

9 No (If you answered NO, skip question #2 and go to question #3) **1.7%**

Question # 2

If collaborative conferencing is to proceed, which of the following organizations would you prefer to represent you? Circle one answer only.

a. WCEA (Washington County Education Association) 341 **63%**

b. unaffiliated 9 **1.7%**

You are now finished with the ballot. Please place your ballot in the ballot box.

Question # 3

Which of the following organizations would you prefer to represent you in collaborative conferencing? Circle one answer only.

a. WCEA (Washington County Education Association) 104 **19%**

b. unaffiliated 3 **0.1%**

c. none of the above 3 **0.1%**

You are now finished with the ballot. Please place your ballot in the ballot box.



Southern Facility Sales & Service LLC
976 Hartford Turnpike
Waterford, CT 06385
(770) 485-8792 fax (770) 485-8932

DATE : 1/04/21

QUOTE TO: Phillip Patrick – Washington Co Schools

Project: Daniel Boone High School
1440 Suncrest Drive
Gray, TN 37615

QUOTE ON : Gymnasium Bleachers (2 Banks)

Manufacturer Quoted: HUSSEY SEATING CO – MAXAM BLEACHERS

Two banks(2), bank A length is 78'-375' feet and bank B is 78'-375' feet and the total length for both banks with end rails on both ends is 80.375' feet each (see attached drawings). Both banks have 5 tiers. Both banks have 24" row spacing and 9 5/8" rise. Floor attached . Seat color choice from manufactures standard colors. This quote includes no column cutouts per each bank. Recoverable ADA as per codes . Both banks located on the main floor. Deck clear finish. Self storing automatic aisle rails and also a self storing end rails. Manual operation. Intermediate aisle step with foot level aisles . PLEASE NOTE: Five (5) year manufacture warranty, ten (10) year structural components of the understructure. Copy of warranty included.

BLEACHERS DELIVERED AND INSTALLED (NJPA/SOURCEWELL PRICING)	\$ 40,890.42
--	--------------

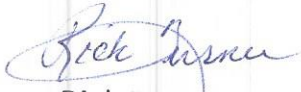
**ADD for three phase power for both banks:	\$ 7,540.00
---	-------------

**ADD for coliseum back rest (46)	\$ 2,900.00
-----------------------------------	-------------

**Please note: This price does not include removal of existing bleachers.

Thank you for allowing me to offer this quotation. Please contact me at your convenience if there are any questions.

Thank you,

A handwritten signature in blue ink that reads "Rick Turner". The signature is written in a cursive style with a large initial "R".

Rick Turner

Southern Facility Sales & Service

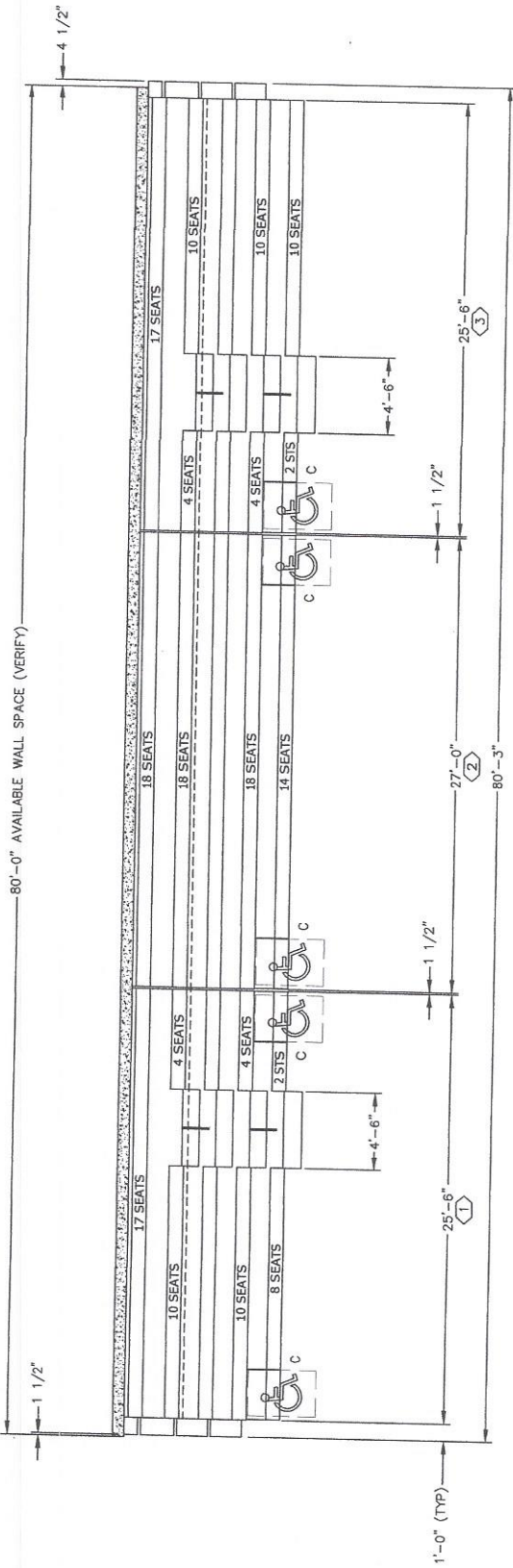
505 Freda Villa

Madison, TN 37115

615-406-8076 ph

615-865-1755 fax

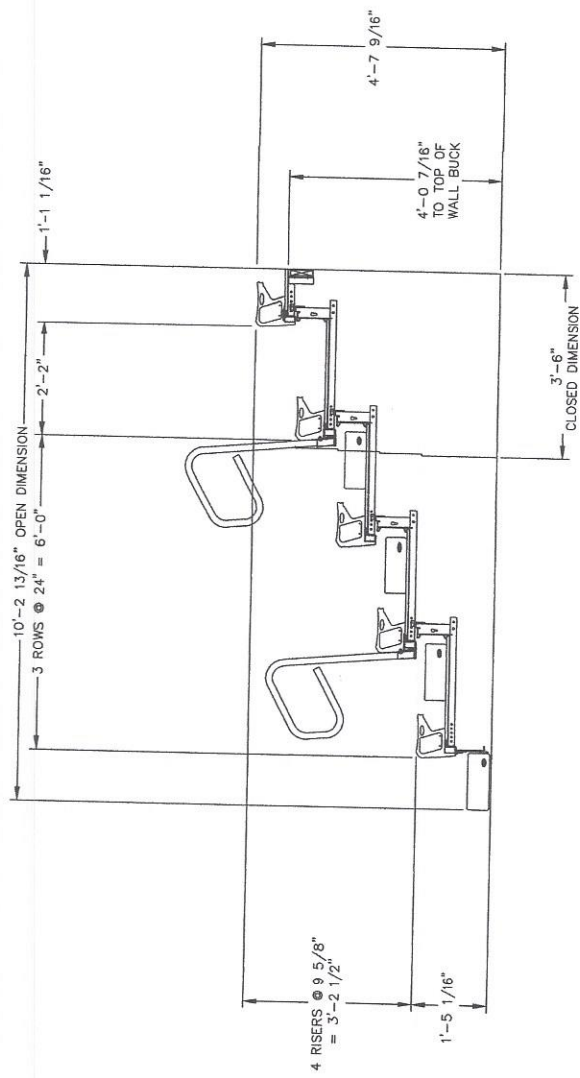
rickt@southernfss.com



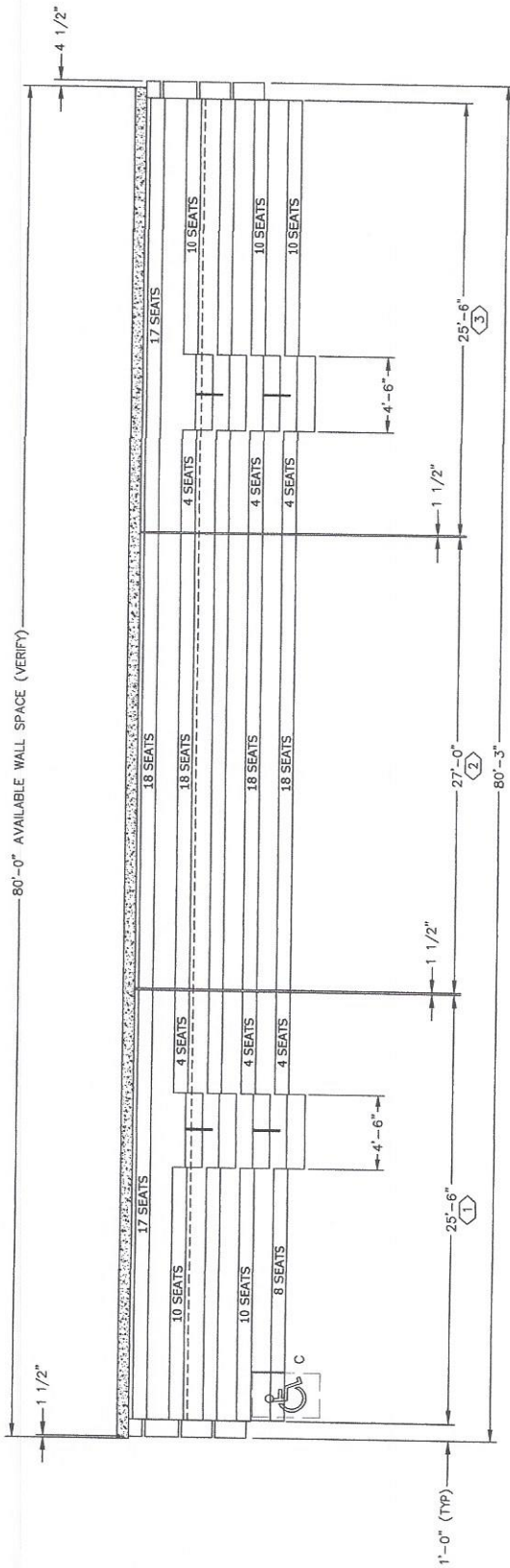
PLAN OF SEATING
 1/8" = 1'
 ELEX ROW SCHEDULE
 2, 2, 2, 2, 2,
 GROSS SEATS = 260
 Net Seats = 236

□ POWER SUPPLY (FLOOR MOUNTED) [] = VALUE IN MILLIMETERS ☒ NON-USEABLE S
 ☒ INDICATES CUT MODULE ☒ CONTOUR PLASTIC BACKREST ☒ WOOD BACKREST
 ☒ KEY SWITCH CONTROL (SEE DETAIL) ☒ HATCHWAY ☒ PENDANT CONTR

LEGEND
 SELF STORING RAILED END (SEE DETAIL) AISLE STEP TELESCOPIC SEAT IN CLOSED POSITION
 WHEELCHAIR ACCESS SPACE (36" W x 48" D) COMPANION SEAT (18" W) POWER SUPPLY (WALL MOUNTED)
 FOOT LEVEL AISLE COMPANION SPACE (24" W) PENDANT CONTROL
 AISLE HAND RAIL END PANEL



SECTION
 3/8" = 1"
 1
 5C01

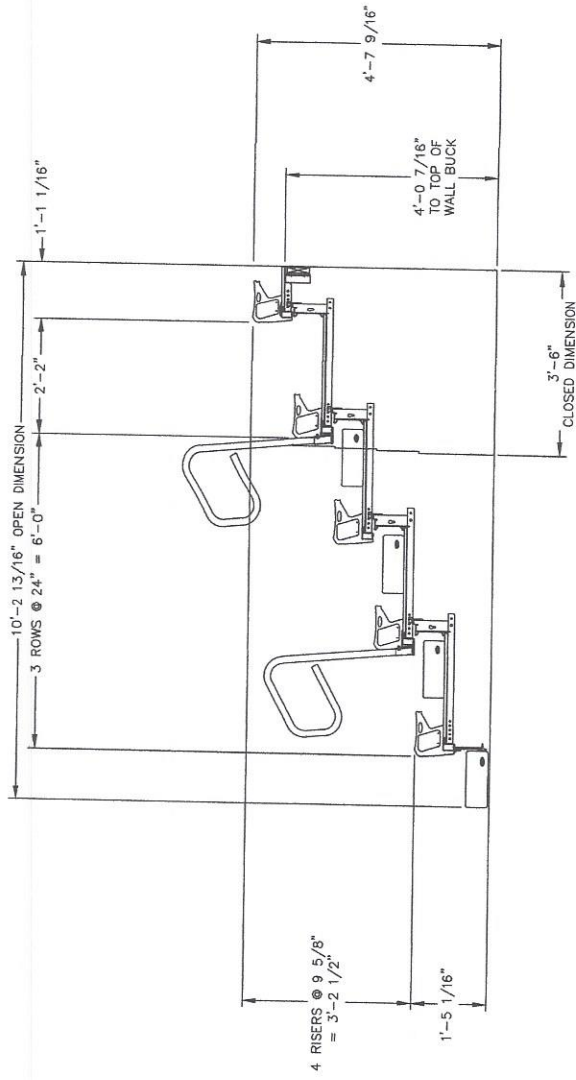


B
PLAN OF SEATING
 1/8" = 1'
 ELEX ROW SCHEDULE
 2.
 GROSS SEATS = 260
 Net Seats = 236

- POWER SUPPLY (FLOOR MOUNTED)
- EX INDICATES CUT MODULE
- KEY SWITCH CONTROL (SEE DETAIL)
- [] = VALUE IN MILLIMETERS
- CONTOUR PLASTIC BACKREST
- HATCHWAY
- NON-USEABLE S
- WOOD BACKREST
- PENDANT CONTR

LEGEND

SELF STORING RAILED END (SEE DETAIL)	WHEELCHAIR ACCESS SPACE (36" x 48" D)	COMPANION SEAT (18" W)	COMPANION SPACE (24" W)
INDICATES SECTION NUMBER FOR BANK	FOOT LEVEL AISLE	TELESCOPIC SEATING IN CLOSED POSITION	POWER SUPPLY (WALL MOUNTED)
ASISLE STEP	ASISLE HAND RAIL	END PANEL	PENDANT CONTROL



SECTION
 3/8" = 1"

1
 SC01

Limited Product Warranty

Telescopic Equipment

Hussey Seating Company provides the following warranty to the owner and operator of the facility in which Hussey Seating Products were purchased and installed in North America. The warranty period begins on the date of installation completion, continues for the applicable time period set forth below, and is strictly governed by and subject to the terms and conditions set forth below.

LIMITED WARRANTY:

In the event there is a defect in the material, in the installation (in the event installation is contracted through Hussey Seating), and/or in the workmanship of the Hussey Seating Product (or component thereof) which causes failure of the product within the applicable time period and provided notification of this defect is given to Hussey Seating in writing at the address set forth below prior to the expiration of the applicable time period; Hussey Seating, in its sole discretion, will either repair or replace the defective product (or defective component thereof) with a comparable product (or component thereof), or will provide a refund of the purchase price of the defective product (or defective component thereof) prorated over the warranty period. In the event of repair or replacement, the warranty includes labor, materials, and freight for five years and material thereafter. All other costs are excluded. The fulfillment of the warranty (including investigation, timing of response, labor, and manner of shipment) is under the exclusive and unfettered control of Hussey Seating.

TIME PERIOD:

10 Years	5 Years
Structural Component parts of Understructure	Decking Systems including aisle steps and rails CourtSide & Classic Wood Seating Collections Electrical: Aisle Lights & Power Systems Portable & Integral Dolly Systems End Closure Curtains Surface Material Finishes: Polymer & Powder Coat (Note conditions as to color, grain and texture listed below.) Surface Material Finishes: Wood Veneer (Note conditions as to color, grain and texture listed below.)

EXCLUSIONS AND CONDITIONS: This warranty excludes and does not apply to:

- Normal wear and tear, abuse, neglect, vandalism, alteration, or misuse – all determined by Hussey Seating in its sole discretion.
- Acts of God.
- Product altered or modified by the user.
- User attached accessories.
- Consumable Products; light bulbs, lamps, ballasts.
- Products not installed by Hussey Seating Approved Installers.
- Applied Graphic Solutions.
- Products not properly maintained in accordance with Hussey Seating Operating & Maintenance Procedures & Inspection requirements.
- Natural variations occurring in wood and/or color fastness and/or variations in matching of colors, grains or textures of materials shall not be considered defects.
- Polymer Colors will not fade greater than 5 Delta-E units measured within CIE L*a*b color space.
- Powder Coat finish will not fade greater than 5 Delta-E units measured by Hunter L*a*b Color difference per ASTM D2244.
- Powder Coat finish will not fade greater than 5 Delta-E units measured by Hunter L*a*b Color difference per ASTM D2244.

in the event of repair or replacement of the defective product (or defective component thereof) there is no responsibility for the matching of color, grain, fabric, or texture except to within commercially acceptable standards, as determined by Hussey Seating in its sole discretion. THERE ARE NO OTHER WARRANTIES OTHER THAN THOSE EXPRESSLY STATED ABOVE, WHETHER EXPRESSED OR IMPLIED (INCLUDING, BUT NOT LIMITED TO, ANY WARRANTY OR MERCHANTABILITY OR FITNESS FOR ANY PARTICULAR PURPOSE) UNLESS SPECIFICALLY AGREED TO IN WRITING BY AN OFFICER OF HUSSEY SEATING IN THE SPECIFIC CIRCUMSTANCE. Hussey Seating is not liable (in contract, tort, or otherwise) for any consequential, special, direct, punitive, or incidental damage.

WARRANTY NOTICE ADDRESS:
 Hussey Seating Company
 Attn: Product Warranty
 38 Dyer Street Ext.
 North Berwick, Maine 03906 USA

Product Line Warranty: MAXAM, MAXAM+, CourtSide & Classic Wood Seating Collections



Southern Facility Sales & Service LLC
976 Hartford Turnpike
Waterford, CT 06385
(770) 485-8792 fax (770) 485-8932

DATE : 1/04/21

QUOTE TO: Phillip Patrick – Washington Co Schools

Project: David Crocket High School
684 Old State Rt 34
Jonesborough, TN 37659

QUOTE ON : Gymnasium Bleachers (2 Banks)

Manufacturer Quoted: HUSSEY SEATING CO – MAXAM BLEACHERS

Two banks(2), bank A length is 78'-375' feet and bank B is 78'-375' feet and the total length for both banks with end rails on both ends is 80.375' feet each (see attached drawings). Bank A has 5 tiers and bank B has 3 tiers. Both banks have 24" row spacing and 9 5/8" rise. Floor attached . Seat color choice from manufactures standard colors. This quote includes no column cutouts per each bank. Recoverable ADA as per codes . Both banks located on the main floor. Deck clear finish. Self storing automatic aisle rails and also a self storing end rails. Manual operation. Intermediate aisle step with foot level aisles . PLEASE NOTE: Five (5) year manufacture warranty, ten (10) year structural components of the understructure. Copy of warranty included.

BLEACHERS DELIVERED AND INSTALLED (NJPA/SOURCEWELL PRICING)	\$ 34,164.00
--	--------------

**ADD for three phase power for bank A:	\$ 3,493.00
Bank B:	\$ 3,420.00

(PLEASE NOTE BANK B HAS ONLY 3 TIERS AND THE MANUFACTURER SUGGEST THAT POWER NOT BE ADDED TO THE 3 TIER BANK)

**ADD for coliseum back rest (46)	\$ 2,900.00
-----------------------------------	-------------

****Please note: This price does not include removal of existing bleachers.**

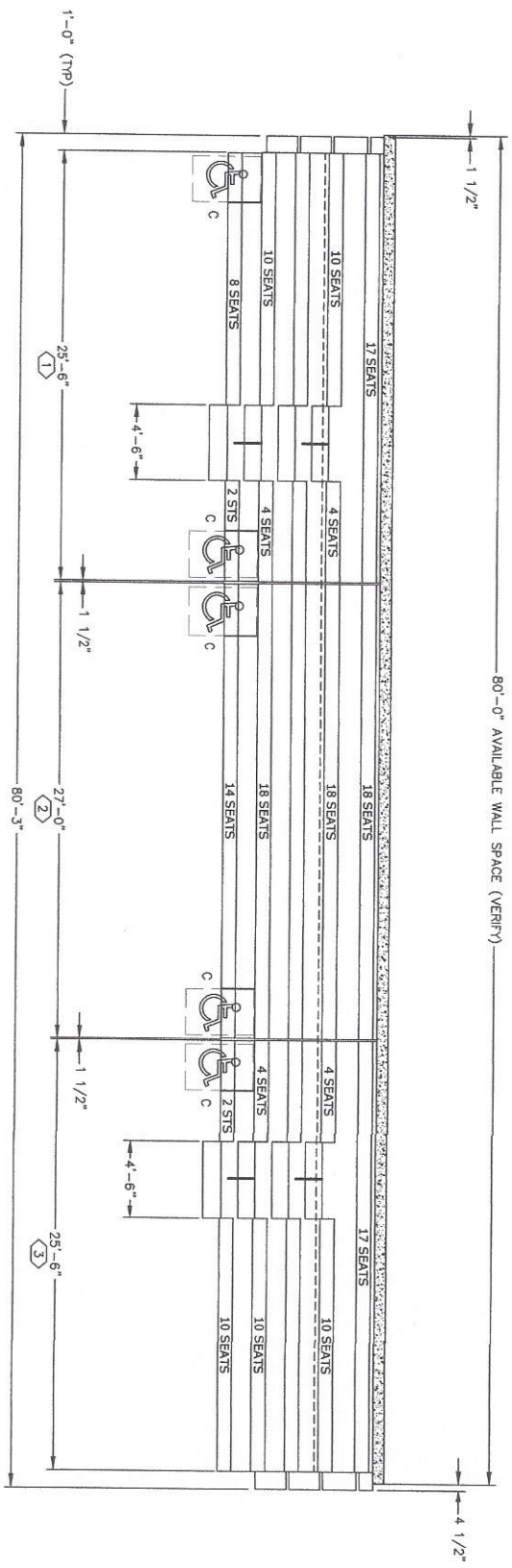
Thank you for allowing me to offer this quotation. Please contact me at your convenience if there are any questions.

Thank you,

A handwritten signature in blue ink, appearing to read "Rick Turner".

Rick Turner

Southern Facility Sales & Service
505 Freda Villa
Madison, TN 37115
615-406-8076 ph
615-865-1755 fax
rickt@southernfss.com



PLAN OF SEATING

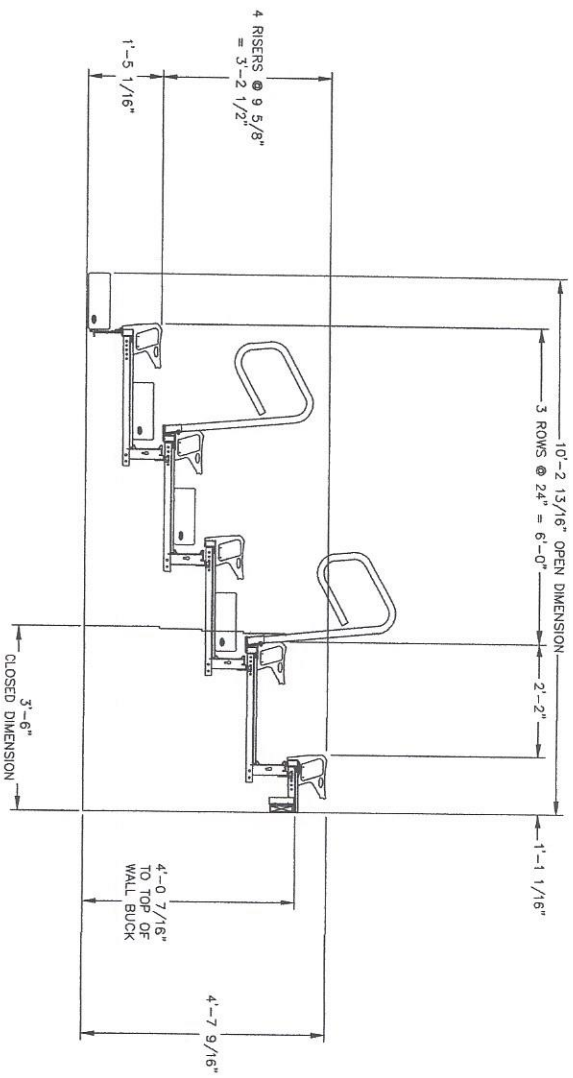
A
1/8" = 1'

FLEX ROW SCHEDULE
2, 2, 2, 2, 2, 2

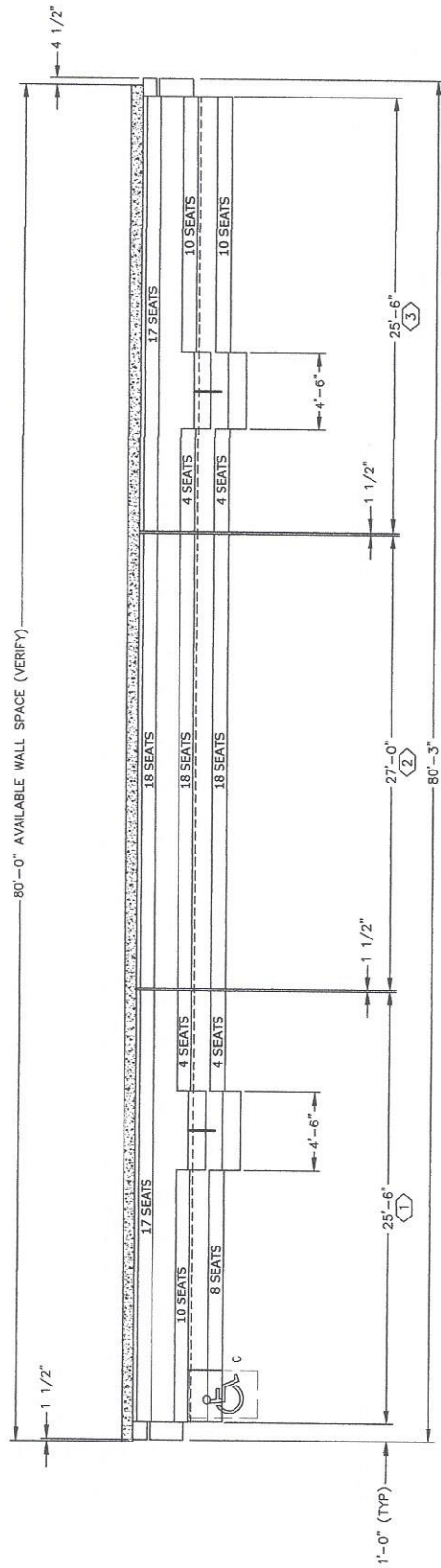
GROSS SEATS = 260
Net Seats = 236

LEGEND

	POWER SUPPLY (FLOOR MOUNTED)		[] = VALUE IN MILLIMETERS		NON-USEABLE
	FLOOR MOUNTED		INDICATES CUT MODULE		CONTOUR PLASTIC BACKREST
	KEY SWITCH CONTROL (SEE DETAIL)		HATCHWAY		WOOD BACKREST
	SELF STORING END PANEL (SEE DETAIL)		AISLE STEP		TELESCOPIC SEAT IN CLOSED POSITION
	WHEELCHAIR ACCESS (36" W x 48" D)		COMPANION SEAT (18" W)		POWER SUPPLY (WALL MOUNTED)
	FOOT LEVEL AISLE		COMPANION SPACE (24" W)		PENDANT CONTROL
	AISLE HAND RAIL		END PANEL		



SECTION A
 3/8" = 1"
 1
 SC01



- POWER SUPPLY (FLOOR MOUNTED)
- ▣ INDICATES CUT MODULE
- ⊞ KEY SWITCH CONTROL (SEE DETAIL)
- ⊞ VALUE IN MILLIMETERS
- CONTOUR PLASTIC BACKREST
- ⊞ HATCHWAY
- NON-USEABLE
- WOOD BACKREST
- TELESCOPIC SEAT IN CLOSED POSITION
- WHEELCHAIR ACCESS SPACE (36" W x 48" D)
- COMPANION SEAT (18" W)
- COMPANION SPACE (24" W)
- END PANEL

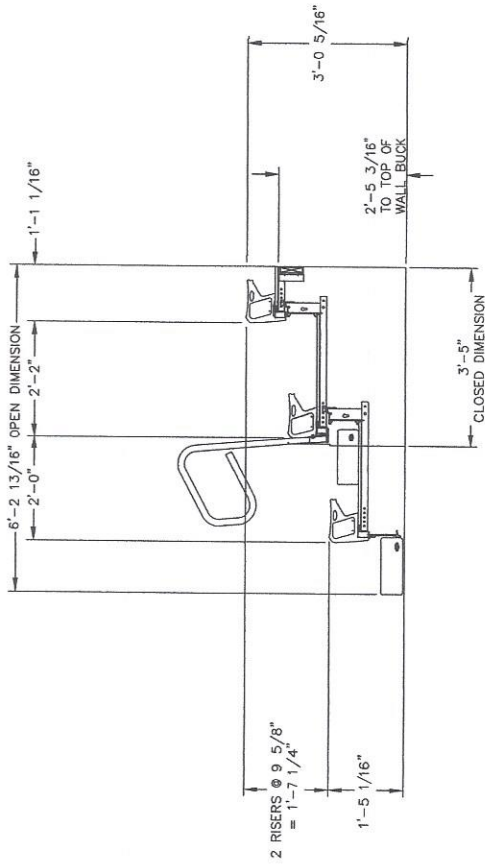
PLAN OF SEATING
 1/8" = 1'

ELEX_ROW_SCHEDULE
 2.

GROSS SEATS = 156
 Net Seats = 144

LEGEND

⊞	SELF STORING RAMP	⊞	TELESCOPIC SEAT IN CLOSED POSITION
⊞	WHEELCHAIR ACCESS SPACE (36" W x 48" D)	⊞	WOOD BACKREST
⊞	INDICATES SECTION NUMBER FOR BANK	⊞	CONTOUR PLASTIC BACKREST
⊞	FOOT LEVEL	⊞	HATCHWAY
⊞	COMPANION SEAT (18" W)	⊞	KEY SWITCH CONTROL (SEE DETAIL)
⊞	COMPANION SPACE (24" W)	⊞	NON-USEABLE
⊞	END PANEL	⊞	WHEELCHAIR ACCESS SPACE (36" W x 48" D)
⊞	ISLE STEP	⊞	COMPANION SEAT (18" W)
⊞	WHEELCHAIR ACCESS SPACE (36" W x 48" D)	⊞	COMPANION SPACE (24" W)
⊞	INDICATES SECTION NUMBER FOR BANK	⊞	END PANEL
⊞	FOOT LEVEL	⊞	TELESCOPIC SEAT IN CLOSED POSITION
⊞	COMPANION SEAT (18" W)	⊞	WOOD BACKREST
⊞	COMPANION SPACE (24" W)	⊞	CONTOUR PLASTIC BACKREST
⊞	END PANEL	⊞	HATCHWAY
⊞	ISLE STEP	⊞	KEY SWITCH CONTROL (SEE DETAIL)
⊞	WHEELCHAIR ACCESS SPACE (36" W x 48" D)	⊞	NON-USEABLE
⊞	INDICATES SECTION NUMBER FOR BANK	⊞	WHEELCHAIR ACCESS SPACE (36" W x 48" D)
⊞	FOOT LEVEL	⊞	COMPANION SEAT (18" W)
⊞	COMPANION SEAT (18" W)	⊞	COMPANION SPACE (24" W)
⊞	COMPANION SPACE (24" W)	⊞	END PANEL
⊞	END PANEL	⊞	TELESCOPIC SEAT IN CLOSED POSITION



SECTION 1
 3/8" = 1'

Limited Product Warranty

Telescopic Equipment

Hussey Seating Company provides the following warranty to the owner and operator of the facility in which Hussey Seating Products were purchased and installed in North America. The warranty period begins on the date of installation completion, continues for the applicable time period set forth below, and is strictly governed by and subject to the terms and conditions set forth below.

LIMITED WARRANTY:

In the event there is a defect in the material, in the installation (in the event installation is contracted through Hussey Seating), and/or in the workmanship of the Hussey Seating Product (or component thereof) which causes failure of the product within the applicable time period and provided notification of this defect is given to Hussey Seating in writing at the address set forth below prior to the expiration of the applicable time period; Hussey Seating, in its sole discretion, will either repair or replace the defective product (or defective component thereof) with a comparable product (or component thereof), or will provide a refund of the purchase price of the defective product (or defective component thereof) prorated over the warranty period. In the event of repair or replacement, the warranty includes labor, materials, and freight for five years and material there after. All other costs are excluded. The fulfillment of the warranty (including investigation, timing of response, labor, and manner of shipment) is under the exclusive and unfettered control of Hussey Seating.

TIME PERIOD:

10 Years	5 Years
Structural Component parts of Understructure	Decking Systems including aisle steps and rails CourtSide & Classic Wood Seating Collections Electrical: Aisle Lights & Power Systems Portable & Integral Dolly Systems End Closure Curtains Surface Material Finishes: Polymer & Powder Coat (Note conditions as to color, grain and texture listed below.) Surface Material Finishes: Wood Veneer (Note conditions as to color, grain and texture listed below.)

EXCLUSIONS AND CONDITIONS: This warranty excludes and does not apply to:

- Normal wear and tear, abuse, neglect, vandalism, alteration, or misuse – all determined by Hussey Seating in its sole discretion.
- Acts of God.
- Product altered or modified by the user.
- User attached accessories.
- Consumable Products; light bulbs, lamps, ballasts.
- Products not installed by Hussey Seating Approved Installers.
- Applied Graphic Solutions.
- Products not properly maintained in accordance with Hussey Seating Operating & Maintenance Procedures & Inspection requirements.
- Natural variations occurring in wood and/or color fastness and/or variations in matching of colors, grains or textures of materials shall not be considered defects.
- Polymer Colors will not fade greater than 5 Delta-E units measured within CIE L*a*b color space.
- Powder Coat finish will not fade greater than 5 Delta-E units measured by Hunter L*a*b Color difference per ASTM D2244.
- Powder Coat finish will not fade greater than 5 Delta-E units measured by Hunter L*a*b Color difference per ASTM D2244.

in the event of repair or replacement of the defective product (or defective component thereof) there is no responsibility for the matching of color, grain, fabric, or texture except to within commercially acceptable standards, as determined by Hussey Seating in its sole discretion. THERE ARE NO OTHER WARRANTIES OTHER THAN THOSE EXPRESSLY STATED ABOVE, WHETHER EXPRESSED OR IMPLIED (INCLUDING, BUT NOT LIMITED TO, ANY WARRANTY OR MERCHANTABILITY OR FITNESS FOR ANY PARTICULAR PURPOSE) UNLESS SPECIFICALLY AGREED TO IN WRITING BY AN OFFICER OF HUSSEY SEATING IN THE SPECIFIC CIRCUMSTANCE. Hussey Seating is not liable (in contract, tort, or otherwise) for any consequential, special, direct, punitive, or incidental damage.

WARRANTY NOTICE ADDRESS:
Hussey Seating Company
Attn: Product Warranty
38 Dyer Street Ext.
North Berwick, Maine 03906 USA

Product Line Warranty: MAXAM, MAXAM+, CourtSide & Classic Wood Seating Collections



Southern Facility Sales & Service LLC
976 Hartford Turnpike
Waterford, CT 06385
(770) 485-8792 fax (770) 485-8932

DATE : 1/04/21

QUOTE TO: Phillip Patrick – Washington Co Schools

Project: Gray Elementary School
755 Gray Station Road
Gray, TN 37615

QUOTE ON : Gymnasium Bleachers (2 Banks)

Manufacturer Quoted: HUSSEY SEATING CO – MAXAM BLEACHERS

Two banks(2), bank A length is 78'-5' feet and bank B is 78'-5' feet. Both banks include self storing end rails and self storing aisle rails. Bank A has 8 tiers and bank B has 8 tiers. Both banks have 22" row spacing and 9 5/8" rise. Floor attached . Seat color choice from manufactures standard colors. This quote includes no column cutouts per each bank. Recoverable ADA as per codes . Both banks located on the main floor. Deck clear finish. Self storing automatic aisle rails and also a self storing end rails. Three phase power with pendant switch operation. Intermediate aisle step with foot level aisles . PLEASE NOTE: Five (5) year manufacture warranty, ten (10) year structural components of the understructure. Copy of warranty included.

BLEACHERS DELIVERED AND INSTALLED \$ 70,978.00
(NJPA/SOURCEWELL PRICING)

**ADD for removal of existing \$ 6,630.00

Thank you for allowing me to offer this quotation. Please contact me at your convenience if there are any questions.

Thank you,

A handwritten signature in blue ink that reads "Rick Agnew".

Rick Turner

Southern Facility Sales & Service

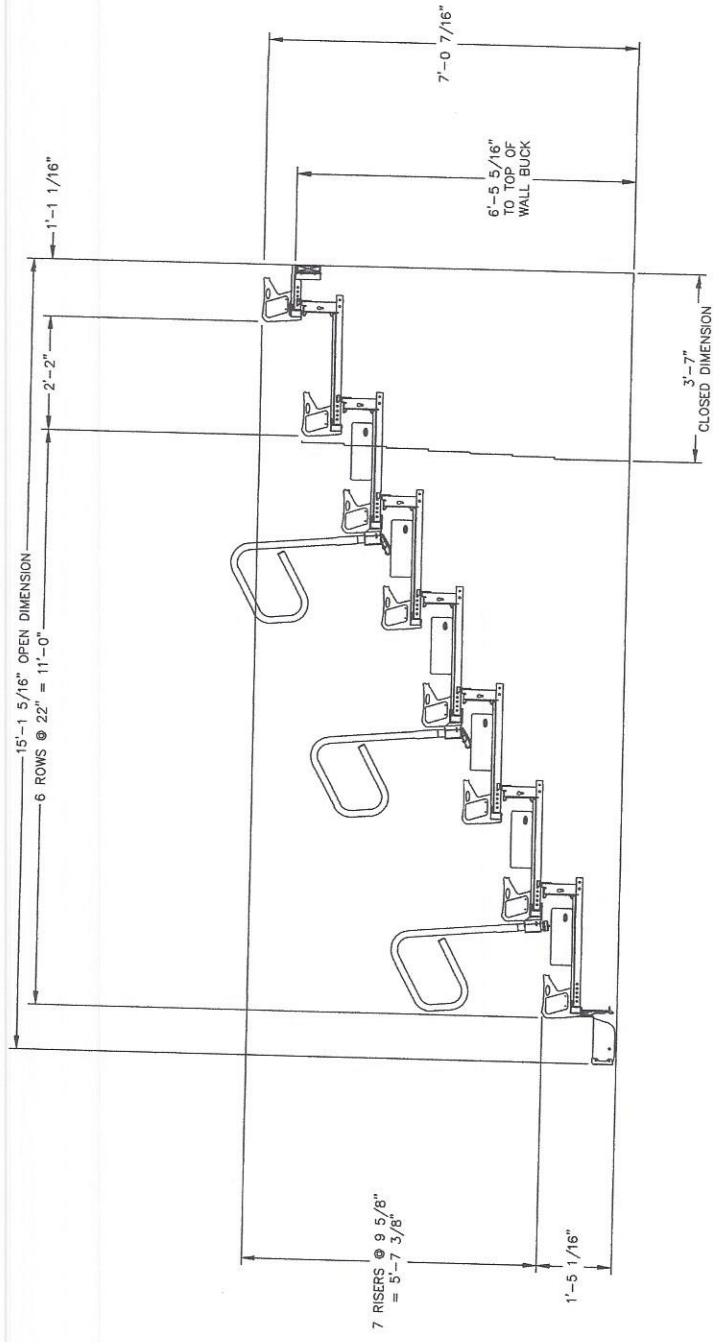
505 Freda Villa

Madison, TN 37115

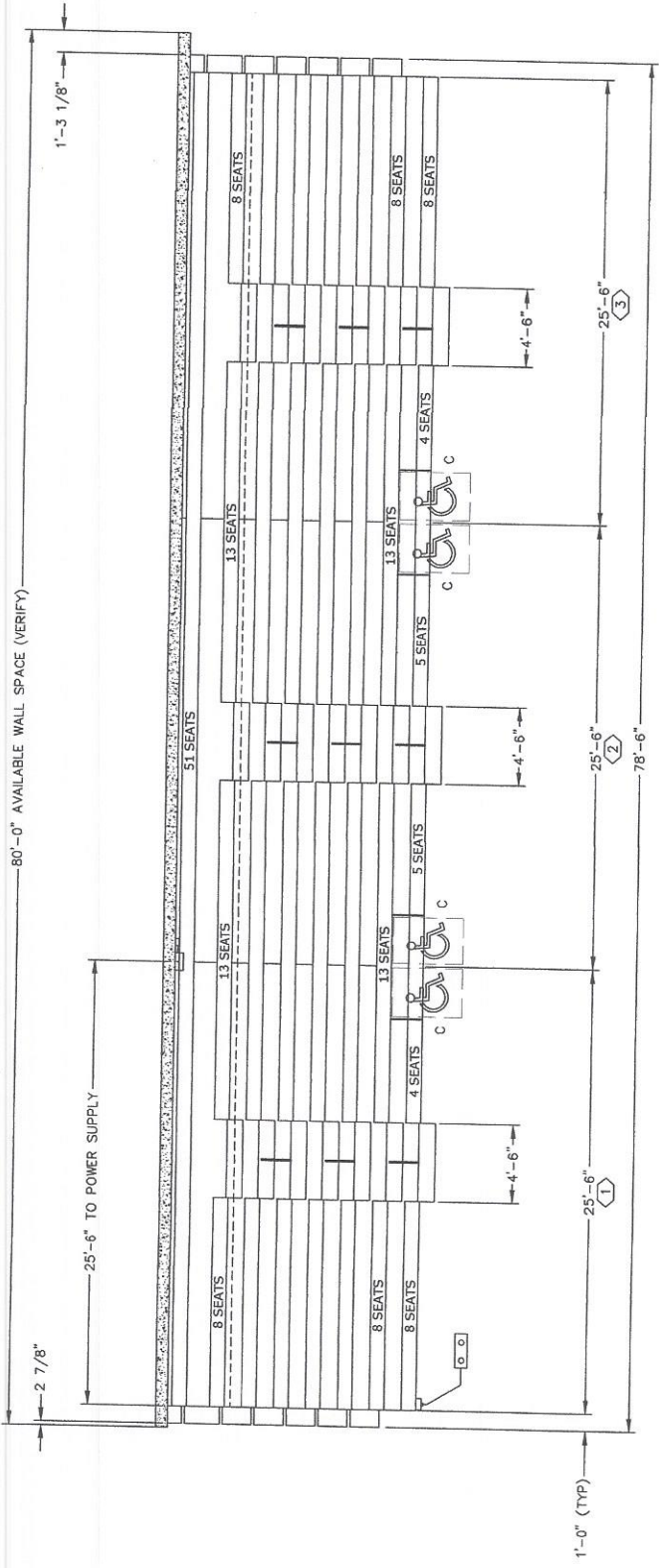
615-406-8076 ph

615-865-1755 fax

rickt@southernfss.com



SECTION 1
 3/8" = 1" (SC01)



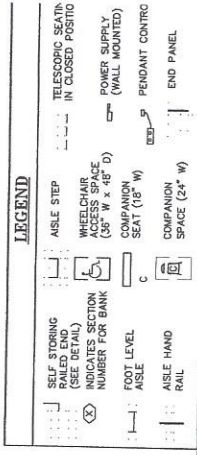
INTEGRAL POWER SUMMARY			
BANK LETTER	NO. OF MOTORS	FRAME MODEL	CONTROL: PENDANT/KEY
B	3	PF2	PENDANT
			POWER SUPPLY LOCATION: 25'-6"
			POWERED TIER: 1

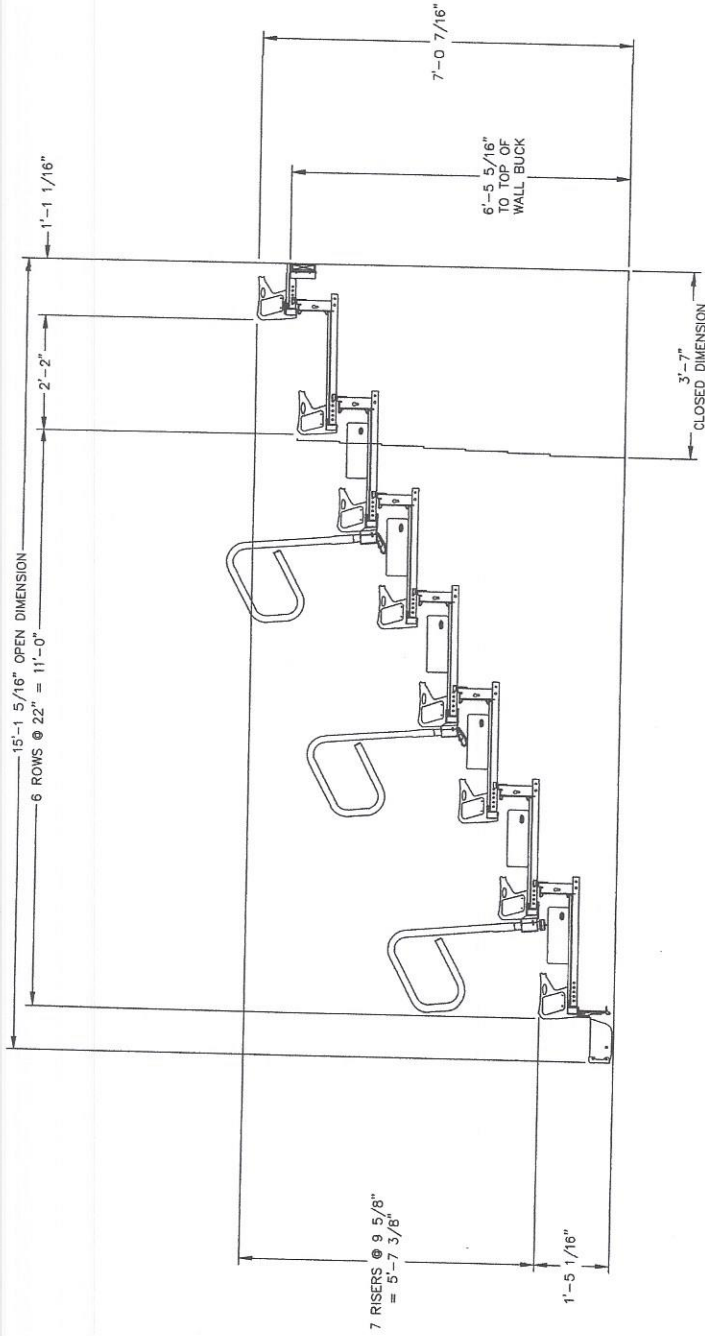
POWER SPECIFICATIONS	
POWER SUPPLY DETAIL: (STANDARD)	
CONTROL BOX PROVIDED BY HIS & TOUGER (1924) (SEE FLOOR CONNECTION BY ELECTRICAL SPECIFICATIONS)	
MANUAL LOCKING DISCONNECT NOT TO BE USED (BY E.C.) SEATING POWER SPECIFICATIONS SEE ELECTRICAL SPECIFICATIONS	
EACH MOTOR: 1/2HP, 120/208V, THREE PHASE, 1.75 SERVICE FACTOR	
REF. INTEGRAL POWER SUMMARY CHART FOR QUANTITY	
POWER SUPPLY: (SUPPLIED BY ELECTRICAL CONTRACTOR)(E.C.)	
120/208 VOLTS, 20 AMPS, 3 PHASE, 4 CONDUCTORS + GROUND	
MAXIMUM ALLOWABLE FULL LOAD VOLTAGE DROP IS 4 %	

B
PLAN OF SEATING
 1/8" = 1'
 ELEX ROW SCHEDULE
 4, 4,
 GROSS SEATS = 408
 Net Seats = 345

POWER SUPPLY (FLOOR MOUNTED) [] = VALUE IN MILLIMETERS NON-USABLE
 INDICATES OUT MODULE CONTROL PLASTIC BACKREST WOOD BACKREST HATCHWAY "TFF" PENDANT CONTROL
 KEY SWITCH CONTROL (SEE DETAIL) TELESCOPIC SEATING IN CLOSED POSITION
 SELF STORING RAILED END WHEELCHAIR ACCESS SPACE (36" W x 48" D)
 INDICATES SECTION NUMBER FOR BANK COMPANION SEAT (18" W)
 ASSE ASSE HAND RAIL COMPANION SPACE (24" W) END PANEL

LEGEND





SECTION
 3/8" = 1"
 1
 SC01

Limited Product Warranty

Telescopic Equipment

Hussey Seating Company provides the following warranty to the owner and operator of the facility in which Hussey Seating Products were purchased and installed in North America. The warranty period begins on the date of installation completion, continues for the applicable time period set forth below, and is strictly governed by and subject to the terms and conditions set forth below.

LIMITED WARRANTY:

In the event there is a defect in the material, in the installation (in the event installation is contracted through Hussey Seating), and/or in the workmanship of the Hussey Seating Product (or component thereof) which causes failure of the product within the applicable time period and provided notification of this defect is given to Hussey Seating in writing at the address set forth below prior to the expiration of the applicable time period; Hussey Seating, in its sole discretion, will either repair or replace the defective product (or defective component thereof) with a comparable product (or component thereof), or will provide a refund of the purchase price of the defective product (or defective component thereof) prorated over the warranty period. In the event of repair or replacement, the warranty includes labor, materials, and freight for five years and material thereafter. All other costs are excluded. The fulfillment of the warranty (including investigation, timing of response, labor, and manner of shipment) is under the exclusive and unfettered control of Hussey Seating.

TIME PERIOD:

10 Years	5 Years
Structural Component parts of Understructure	Decking Systems including aisle steps and rails CourtSide & Classic Wood Seating Collections Electrical: Aisle Lights & Power Systems Portable & Integral Dolly Systems End Closure Curtains Surface Material Finishes: Polymer & Powder Coat (Note conditions as to color, grain and texture listed below.) Surface Material Finishes: Wood Veneer (Note conditions as to color, grain and texture listed below.)

EXCLUSIONS AND CONDITIONS: This warranty excludes and does not apply to:

- Normal wear and tear, abuse, neglect, vandalism, alteration, or misuse – all determined by Hussey Seating in its sole discretion.
- Acts of God.
- Product altered or modified by the user.
- User attached accessories.
- Consumable Products; light bulbs, lamps, ballasts.
- Products not installed by Hussey Seating Approved Installers.
- Applied Graphic Solutions.
- Products not properly maintained in accordance with Hussey Seating Operating & Maintenance Procedures & Inspection requirements.
- Natural variations occurring in wood and/or color fastness and/or variations in matching of colors, grains or textures of materials shall not be considered defects.
- Polymer Colors will not fade greater than 5 Delta-E units measured within CIE L*a*b color space.
- Powder Coat finish will not fade greater than 5 Delta-E units measured by Hunter L*a*b Color difference per ASTM D2244.
- Powder Coat finish will not fade greater than 5 Delta-E units measured by Hunter L*a*b Color difference per ASTM D2244.

in the event of repair or replacement of the defective product (or defective component thereof) there is no responsibility for the matching of color, grain, fabric, or texture except to within commercially acceptable standards, as determined by Hussey Seating in its sole discretion. THERE ARE NO OTHER WARRANTIES OTHER THAN THOSE EXPRESSLY STATED ABOVE, WHETHER EXPRESSED OR IMPLIED (INCLUDING, BUT NOT LIMITED TO, ANY WARRANTY OR MERCHANTABILITY OR FITNESS FOR ANY PARTICULAR PURPOSE) UNLESS SPECIFICALLY AGREED TO IN WRITING BY AN OFFICER OF HUSSEY SEATING IN THE SPECIFIC CIRCUMSTANCE. Hussey Seating is not liable (in contract, tort, or otherwise) for any consequential, special, direct, punitive, or incidental damage.

WARRANTY NOTICE ADDRESS: Hussey Seating Company
 Attn: Product Warranty
 38 Dyer Street Ext.
 North Berwick, Maine 03906 USA

Product Line Warranty: MAXAM, MAXAM+, CourtSide & Classic Wood Seating Collections

Items in Sulphur Springs' portable:

Approximately 100 - 1 piece desks.

Approximately 50 chairs.

4 enclosed wooden desks.



**Washington County
Department of Education
MEMORANDUM
DIRECTOR'S OFFICE**

DATE: January 4, 2021
TO: Finance Committee
FROM: Mitch Meredith, Chairman
SUBJECT: Finance Committee Meeting-November 2020 Financials

The Finance Committee will meet on Monday, January 4, 2021 at 4:00 p.m. in the WCDE Central Office.

Items to be discussed include:

1. Consideration of the General Fund Financial Statements for the month of November 2020
2. Consideration of the Federal Fund Financial Statements for the month of November 2020
3. School Nutrition Financial Overview for November 2020
4. General Fund FY21 Budget Amendment # 1
5. Other items

Fnd T Acct	Obj Prj Loc	Prg	Account Level Description	Amount
A			Asset	
142 A 11130	000 000 000000	000	CASH IN BANK-PAYROLL	0.00
142 A 11130	000 100 000000	000	CASH IN BANK-PAYROLL	2,439.37
142 A 11130	000 440 000000	000	CASH IN BANK-PAYROLL	135.00CR
142 A 11130	---	---	-----	2,304.37
142 A 11140	000 000 000000	000	CASH WITH TRUSTEE	0.00
142 A 11140	000 000 000000	142	CASH WITH TRUSTEE	0.00
142 A 11140	000 000 99141	141		0.00
142 A 11140	000 000 99142	142		502,231.63
142 A 11140	000 010 000000	142	CASH WITH TRUSTEE - CON ADMIN	0.00
142 A 11140	000 010 99141	141		4,162.98
142 A 11140	000 010 99142	142		5,188.62CR
142 A 11140	000 100 000000	000	CASH WITH TRUSTEE	0.00
142 A 11140	000 100 000000	142	CASH WITH TRUSTEE - TITLE I	0.00
142 A 11140	000 100 99141	141		1,180.65CR
142 A 11140	000 100 99142	142		19,817.23CR
142 A 11140	000 101 99142	142		0.00
142 A 11140	000 160 000000	000	TITLE I-D	0.00
142 A 11140	000 160 99142	142		2,000.00CR
142 A 11140	000 171 99142	142		0.00
142 A 11140	000 172 99142	142		5,900.00CR
142 A 11140	000 200 000000	142	CASH WITH TRUSTEE - TITLE II-A	0.00
142 A 11140	000 200 99141	141		3,218.04CR
142 A 11140	000 200 99142	142		3,030.32CR
142 A 11140	000 300 000000	142	CASH WITH TRUSTEE - TITLE III	0.00
142 A 11140	000 440 000000	141	CASH WITH TRUSTEE	0.00
142 A 11140	000 440 99141	141		0.00
142 A 11140	000 440 99142	142		6,700.59CR
142 A 11140	000 480 000000	142	CASH WITH TRUSTEE - FTTT DISCR	0.00
142 A 11140	000 580 000000	142	CASH WITH TRUSTEE - FTTT	0.00
142 A 11140	000 720 99142	142		0.00
142 A 11140	000 800 000000	142	CASH WITH TRUSTEE - CARL PERKI	0.00
142 A 11140	000 800 99141	141		0.00
142 A 11140	000 800 99142	142		13,699.26CR
142 A 11140	000 801 000000	142	CASH WITH TRUSTEE - CTE RESERV	0.00
142 A 11140	000 801 99142	142		0.00
142 A 11140	000 802 99142	142		0.00
142 A 11140	000 803 99142	142		47,331.98CR
142 A 11140	000 891 000000	142	CASH WITH TRUSTEE - STATE DISC	0.00
142 A 11140	000 891 99142	142		1,413.08CR
142 A 11140	000 892 000000	142	CASH WITH TRUSTEE - DISC PRESC	0.00
142 A 11140	000 892 99142	142		0.00
142 A 11140	000 893 000000	142	CASH WITH TRUSTEE - IDEA DISC	0.00
142 A 11140	000 893 99142	142		0.00
142 A 11140	000 894 000000	142	CASH WITH TRUSTEE - FS GRAY	0.00
142 A 11140	000 894 99142	142		12,634.00CR
142 A 11140	000 895 000000	142	CASH WITH TRUSTEE - FS JM	0.00
142 A 11140	000 895 99142	142		0.00
142 A 11140	000 896 000000	142	CASH WITH TRUSTEE - FS SS	0.00
142 A 11140	000 896 99142	142		34.37CR
142 A 11140	000 897 99142	142		0.00
142 A 11140	000 898 99142	142		0.00
142 A 11140	000 899 99142	142		2,908.81CR
142 A 11140	000 900 000000	000	CASH WITH TRUSTEE-IDEA PART B	0.00
142 A 11140	000 900 000000	142	CASH WITH TRUSTEE-IDEA PART B	0.00

Fnd T Acct	Obj Prj Loc	Prg	Account Level Description	Amount
A			Asset	
142 A 11140 000 900 99141 141				94,441.43
142 A 11140 000 900 99142 142				105,586.73CR
142 A 11140 000 901 00000 142			EDUCATION HANDICAPPED ACT - I	0.00
142 A 11140 000 902 00000 142			EDUCATION HANDICAPPED ACT - ID	0.00
142 A 11140 000 910 00000 142			CASH WITH TRUSTEE - IDEA PRESC	0.00
142 A 11140 000 910 99142 142				3,184.05CR
142 A 11140 000 931 99142 142				9,900.00CR
142 A 11140 000 932 99142 142				95,094.69CR
142 A 11140 --- --- --- ---				262,013.62
142 A 11400 000 900 00000 142			DUE FROM OTHER FUNDS	0.00
142 A 11400 --- --- --- ---				0.00
142 A 11410 000 000 00000 142				0.00
142 A 11410 --- --- --- ---				0.00
142 A 11430 000 010 00000 142			DUE FROM OTHER GOVERNMENTS	0.00
142 A 11430 000 100 00000 142			DUE FROM OTHER GOVERNMENTS	0.00
142 A 11430 000 101 00000 142			DUE FROM OTHER GOVERNMENTS	0.00
142 A 11430 000 160 00000 142			DUE FROM OTHER GOVERNMENTS	2,000.00
142 A 11430 000 171 00000 142			DUE FROM OTHER GOVERNMENTS	0.00
142 A 11430 000 172 00000 142			ADAPTIVE LEARNING TECH. GRANT	0.00
142 A 11430 000 200 00000 142			DUE FROM OTHER GOVERNMENTS	0.00
142 A 11430 000 300 00000 142			DUE FROM OTHER GOVERNMENTS	0.00
142 A 11430 000 440 00000 142			DUE FROM OTHER GOVERNMENTS	0.00
142 A 11430 000 580 00000 142			DUE FROM OTHER GOVERNMENTS	0.00
142 A 11430 000 720 00000 142			DUE FROM OTHER GOVERNMENTS	0.00
142 A 11430 000 800 00000 142			DUE FROM OTHER GOVERNMENTS	0.00
142 A 11430 000 801 00000 142			DUE FROM OTHER GOVERNMENTS	0.00
142 A 11430 000 802 00000 142			PERKINS-NEW SKILLS FOR YOUTH	0.00
142 A 11430 000 891 00000 142			DUE FROM OTHER GOVERNMENTS	0.00
142 A 11430 000 892 00000 142			DUE FROM OTHER GOVERNMENTS	0.00
142 A 11430 000 893 00000 142			DUE FROM OTHER GOVERNMENTS	0.00
142 A 11430 000 894 00000 142			Focus School Gray	0.00
142 A 11430 000 895 00000 142			Focus School JM	0.00
142 A 11430 000 896 00000 000			DUE FROM OTHER GOVERNMENTS	0.00
142 A 11430 000 896 00000 142			Focus Schools SS	0.00
142 A 11430 000 898 00000 142			DUE FROM OTHER GOVERNMENTS	0.00
142 A 11430 000 900 00000 142			DUE FROM OTHER GOVERNMENTS	0.00
142 A 11430 000 910 00000 142			DUE FROM OTHER GOVERNMENTS	0.00
142 A 11430 --- --- --- ---				2,000.00
142 A 11440 000 000 00000 142			DUE FROM OTHER FUNDS	0.00
142 A 11440 000 010 00000 000			DUE FROM OTHER FUNDS-CON ADMIN	0.00
142 A 11440 000 160 00000 000			TITLE I-D	0.00
142 A 11440 000 440 00000 000			DUE FROM OTHER FUNDS	0.00
142 A 11440 000 800 00000 142			DUE FROM OTHER FUNDS-CTE BASIC	0.00
142 A 11440 000 891 00000 142			DUE FROM OTHER FUNDS-STATE DIS	0.00
142 A 11440 000 892 00000 000			DUE FROM OTHER FUNDS-DISC PREK	0.00
142 A 11440 000 895 00000 000			DUE FROM OTHER FUNDS-FS JMS	0.00
142 A 11440 000 896 00000 000			DUE FROM OTHER FUNDS-FS SS	0.00
142 A 11440 000 900 00000 000			DUE FROM OTHER FUNDS-IDEA B	0.00
142 A 11440 000 900 00000 142				0.00
142 A 11440 000 910 00000 000			DUE FROM OTHER FUNDS	0.00

						Account Level	Amount
Fnd	T	Acct	Obj	Prj	Loc	Prg Description	
A						Asset	
142	A	11440	---	---	-----	---	0.00
142	A	21100	000	000	00000	142 ACCOUNTS PAYABLE	0.00

142	A	21100	---	---	-----	---	0.00
142	A	21500	000	000	00000	142 DUE TO OTHER FUNDS	0.00

142	A	21500	---	---	-----	---	0.00

142	A	-----	---	---	-----	---	266,317.99
							=====
L						Liability	
142	L	21100	000	010	00000	000 ACCOUNTS PAYABLE	0.00
142	L	21100	000	100	00000	000 ACCOUNTS PAYABLE	0.00
142	L	21100	000	101	00000	000	0.00
142	L	21100	000	160	00000	000 TITLE I-D	0.00
142	L	21100	000	171	00000	000	0.00
142	L	21100	000	172	00000	000	0.00
142	L	21100	000	200	00000	000 ACCOUNTS PAYABLE	0.00
142	L	21100	000	440	00000	000 ACCOUNTS PAYABLE	0.00
142	L	21100	000	720	00000	000	0.00
142	L	21100	000	800	00000	000 ACCOUNTS PAYABLE	0.00
142	L	21100	000	801	00000	000 ACCOUNTS PAYABLE	0.00
142	L	21100	000	802	00000	000	0.00
142	L	21100	000	803	00000	000	0.00
142	L	21100	000	891	00000	000 ACCOUNTS PAYABLE	0.00
142	L	21100	000	892	00000	000 ACCOUNTS PAYABLE	0.00
142	L	21100	000	893	00000	000 ACCOUNTS PAYABLE	0.00
142	L	21100	000	894	00000	000 ACCOUNTS PAYABLE	0.00
142	L	21100	000	895	00000	000 ACCOUNTS PAYABLE	0.00
142	L	21100	000	896	00000	000 ACCOUNTS PAYABLE	0.00
142	L	21100	000	897	00000	000	0.00
142	L	21100	000	898	00000	000	0.00
142	L	21100	000	899	00000	000	0.00
142	L	21100	000	900	00000	000 ACCOUNTS PAYABLE	0.00
142	L	21100	000	910	00000	000 ACCOUNTS PAYABLE	0.00
142	L	21100	000	931	00000	000	0.00
142	L	21100	000	932	00000	000	0.00

142	L	21100	---	---	-----	---	0.00
142	L	21310	000	000	00000	000	0.00
142	L	21310	000	010	00000	000 INCOME TAX WITHHELD AND UNPAID	0.00
142	L	21310	000	100	00000	000 INCOME TAX WITHHELD AND UNPAID	170.43CR
142	L	21310	000	160	00000	000 TITLE I-D	0.00
142	L	21310	000	200	00000	000 INCOME TAX WITHHELD AND UNPAID	0.00
142	L	21310	000	440	00000	000 INCOME TAX WITHHELD AND UNPAID	0.00
142	L	21310	000	580	00000	000 INCOME TAX WITHHELD AND UNPAID	0.00
142	L	21310	000	720	00000	000	0.00
142	L	21310	000	800	00000	000 INCOME TAX WITHHELD AND UNPAID	0.00
142	L	21310	000	891	00000	000 INCOME TAX WITHHELD AND UNPAID	0.00
142	L	21310	000	892	00000	000 INCOME TAX WITHHELD AND UNPAID	0.00
142	L	21310	000	894	00000	000 INCOME TAX WITHHELD AND UNPAID	0.00
142	L	21310	000	895	00000	000 INCOME TAX WITHHELD AND UNPAID	0.00

Fnd T Acct	Obj Prj Loc	Prg	Account Level Description	Amount
L			Liability	
142 L 21310 000 896 00000 000			INCOME TAX WITHHELD AND UNPAID	0.00
142 L 21310 000 900 00000 000			INCOME TAX WITHHELD AND UNPAID	0.00
142 L 21310 000 910 00000 000			INCOME TAX WITHHELD AND UNPAID	0.00
142 L 21310 000 931 00000 000				0.00
				<hr/>
142 L 21310 --- --- ----- ---				170.43CR
142 L 21320 000 000 00000 000				0.00
142 L 21320 000 010 00000 000			SOCIAL SECURITY TAX	0.00
142 L 21320 000 100 00000 000			SOCIAL SECURITY TAX	181.42CR
142 L 21320 000 160 00000 000			TITLE I-D	0.00
142 L 21320 000 200 00000 000			SOCIAL SECURITY TAX	0.00
142 L 21320 000 440 00000 000			SOCIAL SECURITY TAX	0.00
142 L 21320 000 580 00000 000			SOCIAL SECURITY TAX	0.00
142 L 21320 000 720 00000 000				0.00
142 L 21320 000 800 00000 000			SOCIAL SECURITY TAX	0.00
142 L 21320 000 891 00000 000			SOCIAL SECURITY TAX	0.00
142 L 21320 000 894 00000 000			SOCIAL SECURITY TAX	0.00
142 L 21320 000 895 00000 000			SOCIAL SECURITY TAX	0.00
142 L 21320 000 896 00000 000			SOCIAL SECURITY TAX	0.00
142 L 21320 000 900 00000 000			SOCIAL SECURITY TAX	0.00
142 L 21320 000 910 00000 000			SOCIAL SECURITY TAX	0.00
142 L 21320 000 931 00000 000				0.00
				<hr/>
142 L 21320 --- --- ----- ---				181.42CR
142 L 21325 000 000 00000 000				0.00
142 L 21325 000 010 00000 000			EMPLOYEE MEDICARE DEDUCTION	0.00
142 L 21325 000 100 00000 000			EMPLOYEE MEDICARE DEDUCTION	42.42CR
142 L 21325 000 160 00000 000			TITLE I-D	0.00
142 L 21325 000 200 00000 000			EMPLOYEE MEDICARE DEDUCTION	0.00
142 L 21325 000 440 00000 000			EMPLOYEE MEDICARE DEDUCTION	0.00
142 L 21325 000 580 00000 000			EMPLOYEE MEDICARE DEDUCTION	0.00
142 L 21325 000 720 00000 000				0.00
142 L 21325 000 800 00000 000			EMPLOYEE MEDICARE DEDUCTION	0.00
142 L 21325 000 891 00000 000			EMPLOYEE MEDICARE DEDUCTION	0.00
142 L 21325 000 892 00000 000			EMPLOYEE MEDICARE DEDUCTION	0.00
142 L 21325 000 894 00000 000			EMPLOYEE MEDICARE DEDUCTION	0.00
142 L 21325 000 895 00000 000			EMPLOYEE MEDICARE DEDUCTION	0.00
142 L 21325 000 896 00000 000			EMPLOYEE MEDICARE DEDUCTION	0.00
142 L 21325 000 900 00000 000			EMPLOYEE MEDICARE DEDUCTION	0.00
142 L 21325 000 910 00000 000			EMPLOYEE MEDICARE DEDUCTION	0.00
142 L 21325 000 931 00000 000				0.00
				<hr/>
142 L 21325 --- --- ----- ---				42.42CR
142 L 21330 000 000 00000 000				0.00
142 L 21330 000 010 00000 000			RETIREMENT CONTRIBUTIONS	311.20CR
142 L 21330 000 100 00000 000			RETIREMENT CONTRIBUTIONS	0.00
142 L 21330 000 160 00000 000			TITLE I-D	0.00
142 L 21330 000 200 00000 000			RETIREMENT CONTRIBUTIONS	0.00
142 L 21330 000 440 00000 000			RETIREMENT CONTRIBUTIONS	0.00
142 L 21330 000 580 00000 000			RETIREMENT CONTRIBUTIONS	0.00
142 L 21330 000 720 00000 000				0.00
142 L 21330 000 800 00000 000			RETIREMENT CONTRIBUTIONS	0.00
142 L 21330 000 891 00000 000			RETIREMENT CONTRIBUTIONS	0.00
142 L 21330 000 892 00000 000				0.00
142 L 21330 000 894 00000 000				0.00

Fnd T Acct	Obj Prj Loc	Prg	Account Level Description	Amount
L			Liability	
142 L 21330 000 895 00000 000			RETIREMENT CONTRIBUTIONS	0.00
142 L 21330 000 896 00000 000				0.00
142 L 21330 000 900 00000 000			RETIREMENT CONTRIBUTIONS	0.00
142 L 21330 000 910 00000 000			RETIREMENT CONTRIBUTIONS	0.00
142 L 21330 000 931 00000 000				0.00
				<hr/>
142 L 21330 --- --- ----- ---				311.20CR
142 L 21339 000 000 00000 000				0.00
142 L 21339 000 010 00000 000			STATE DENTAL PLAN	0.00
142 L 21339 000 100 00000 000			STATE DENTAL PLAN	0.00
142 L 21339 000 160 00000 000			STATE DENTAL PLAN	0.00
142 L 21339 000 200 00000 000			STATE DENTAL PLAN	0.00
142 L 21339 000 440 00000 000			STATE DENTAL PLAN	0.00
142 L 21339 000 580 00000 000			STATE DENTAL PLAN	0.00
142 L 21339 000 800 00000 000			STATE DENTAL PLAN	0.00
142 L 21339 000 891 00000 000			STATE DENTAL PLAN	0.00
142 L 21339 000 892 00000 000			STATE DENTAL PLAN	0.00
142 L 21339 000 900 00000 000			STATE DENTAL PLAN	0.00
142 L 21339 000 910 00000 000				0.00
				<hr/>
142 L 21339 --- --- ----- ---				0.00
142 L 21340 000 000 00000 000				0.00
142 L 21340 000 010 00000 000			INSURANCE CONTRIBUTIONS	273.60CR
142 L 21340 000 100 00000 000			INSURANCE CONTRIBUTIONS	20,641.20
142 L 21340 000 160 00000 000			INSURANCE CONTRIBUTIONS	0.00
142 L 21340 000 200 00000 000			INSURANCE CONTRIBUTIONS	6,690.00
142 L 21340 000 440 00000 000			INSURANCE CONTRIBUTIONS	3,062.40
142 L 21340 000 580 00000 000			INSURANCE CONTRIBUTIONS	0.00
142 L 21340 000 800 00000 000			INSURANCE CONTRIBUTIONS	0.00
142 L 21340 000 891 00000 000			INSURANCE CONTRIBUTIONS	0.00
142 L 21340 000 892 00000 000			MEDICAL INSURANCE PAYABLE	0.00
142 L 21340 000 900 00000 000			INSURANCE CONTRIBUTIONS	14,694.40
142 L 21340 000 910 00000 000			INSURANCE CONTRIBUTIONS	2,736.00
				<hr/>
142 L 21340 --- --- ----- ---				47,550.40
142 L 21342 000 100 00000 000			HARTFORD ROTH	0.00
142 L 21342 000 160 00000 000			HARTFORD ROTH	0.00
142 L 21342 000 200 00000 000			HARTFORD ROTH	0.00
142 L 21342 000 440 00000 000			HARTFORD ROTH	0.00
142 L 21342 000 900 00000 000			HARTFORD ROTH	0.00
142 L 21342 000 910 00000 000				0.00
				<hr/>
142 L 21342 --- --- ----- ---				0.00
142 L 21343 000 000 00000 000				0.00
142 L 21343 000 010 00000 000			AMERICAN FAMILY LIFE	153.48CR
142 L 21343 000 100 00000 000			AMERICAN FAMILY LIFE	1,253.02CR
142 L 21343 000 160 00000 000			AMERICAN FAMILY LIFE	0.00
142 L 21343 000 200 00000 000			AMERICAN FAMILY LIFE	0.00
142 L 21343 000 440 00000 000			AMERICAN FAMILY LIFE	74.10CR
142 L 21343 000 800 00000 000			AMERICAN FAMILY LIFE	0.00
142 L 21343 000 900 00000 000			AMERICAN FAMILY LIFE	1,676.09CR
142 L 21343 000 910 00000 000			AMERICAN FAMILY LIFE	52.54CR
				<hr/>
142 L 21343 --- --- ----- ---				3,209.23CR
142 L 21344 000 100 00000 000			HORACE MANN LIFE INS	0.00

Fnd T Acct	Obj Prj Loc	Prg	Account Level Description	Amount
L			Liability	
142 L 21344	000 160 00000	000	TITLE I-D	0.00
142 L 21344	000 900 00000	000	HORACE MANN LIFE INS	0.00
142 L 21344	---	---	-----	0.00
142 L 21346	000 000 00000	000		0.00
142 L 21346	000 010 00000	000	WASHINGTON NATIONAL INS	0.00
142 L 21346	000 160 00000	000	TITLE I-D	0.00
142 L 21346	000 900 00000	000	WASHINGTON NATIONAL INS	0.00
142 L 21346	000 910 00000	000	WASHINGTON NATIONAL INS	0.00
142 L 21346	---	---	-----	0.00
142 L 21347	000 000 00000	000		0.00
142 L 21347	000 100 00000	000	LIBERTY NATIONAL	0.00
142 L 21347	000 440 00000	000	LIBERTY NATIONAL	0.00
142 L 21347	000 800 00000	000	DEARBORN NATIONAL LIFE INSURAN	0.00
142 L 21347	000 900 00000	000	LIBERTY NATIONAL	0.00
142 L 21347	000 910 00000	000	LIBERTY NATIONAL	0.00
142 L 21347	---	---	-----	0.00
142 L 21348	000 000 00000	000		0.00
142 L 21348	000 010 00000	000	MEDICAL INSURANCE	102.60CR
142 L 21348	000 100 00000	000	MEDICAL INSURANCE	5,380.80
142 L 21348	000 160 00000	000	MEDICAL INSURANCE	0.00
142 L 21348	000 200 00000	000	EMPLOYEE INSURANCE DEDUCTIONS	0.00
142 L 21348	000 440 00000	000	MEDICAL INSURANCE	1,072.80
142 L 21348	000 580 00000	000	MEDICAL INSURANCE	0.00
142 L 21348	000 800 00000	000	MEDICAL INSURANCE	0.00
142 L 21348	000 891 00000	000	EMPLOYEE INSURANCE DEDUCTIONS	0.00
142 L 21348	000 900 00000	000	MEDICAL INSURANCE	5,259.60
142 L 21348	000 910 00000	000	MEDICAL INSURANCE	510.72
142 L 21348	---	---	-----	12,121.32
142 L 21349	000 010 00000	000		0.00
142 L 21349	000 100 00000	000	UNITED WAY	0.00
142 L 21349	000 200 00000	000		0.00
142 L 21349	000 440 00000	000		0.00
142 L 21349	000 900 00000	000	UNITED WAY	0.00
142 L 21349	---	---	-----	0.00
142 L 21351	000 010 00000	000	HORACE MANN ANNUITY	0.00
142 L 21351	000 100 00000	000	HORACE MANN ANNUITY	0.00
142 L 21351	000 160 00000	000	HORACE MANN ANNUITY	0.00
142 L 21351	000 200 00000	000	HORACE MANN ANNUITY	0.00
142 L 21351	000 440 00000	000	HORACE MANN ANNUITY	0.00
142 L 21351	000 580 00000	000	HORACE MANN ANNUITY	0.00
142 L 21351	---	---	-----	0.00
142 L 21353	000 000 00000	000		0.00
142 L 21353	000 010 00000	000	DAVIS VISION	27.93CR
142 L 21353	000 100 00000	000	DAVIS VISION	0.00
142 L 21353	000 160 00000	000	DAVIS VISION	0.00
142 L 21353	000 200 00000	000	DAVIS VISION	0.00
142 L 21353	000 440 00000	000	DAVIS VISION	0.00
142 L 21353	000 580 00000	000	DAVIS VISION	0.00
142 L 21353	000 800 00000	000	DAVIS VISION	0.00

Fnd T Acct	Obj Prj Loc	Prg	Account Level Description	Amount
L			Liability	
142 L 21353	000 900 00000 000		DAVIS VISION	0.00
142 L 21353	---	---	-----	27.93CR
142 L 21354	000 000 00000 000		ONE AMERICA	0.00
142 L 21354	000 100 00000 000		ONE AMERICA	0.00
142 L 21354	000 160 00000 000		ONE AMERICA	0.00
142 L 21354	000 200 00000 000		ONE AMERICA	0.00
142 L 21354	000 440 00000 000		ONE AMERICA	0.00
142 L 21354	000 580 00000 000		ONE AMERICA	0.00
142 L 21354	000 800 00000 000		ONE AMERICA	0.00
142 L 21354	000 891 00000 000		ONE AMERICA	0.00
142 L 21354	000 900 00000 000		ONE AMERICA	0.00
142 L 21354	000 910 00000 000		ONE AMERICA	0.00
142 L 21354	---	---	-----	0.00
142 L 21356	000 100 00000 000		TRUSTMARK	0.00
142 L 21356	000 160 00000 000		TRUSTMARK	0.00
142 L 21356	000 200 00000 000		TRUSTMARK	0.00
142 L 21356	000 900 00000 000		TRUSTMARK	0.00
142 L 21356	---	---	-----	0.00
142 L 21357	000 100 00000 000		MODERN WOODMEN INS PAYABL	0.00
142 L 21357	---	---	-----	0.00
142 L 21359	000 000 00000 000		HYBRID PRETAXED CONTRIBUTION	0.00
142 L 21359	000 100 00000 000		HYBRID PRETAXED CONTRIBUTION	0.00
142 L 21359	000 200 00000 000		HYBRID PRETAXED CONTRIBUTION	0.00
142 L 21359	000 440 00000 000		HYBRID PRETAXED CONTRIBUTION	0.00
142 L 21359	000 720 00000 000		HYBRID PRETAXED CONTRIBUTION	0.00
142 L 21359	000 891 00000 000		HYBRID PRETAXED CONTRIBUTION	0.00
142 L 21359	000 900 00000 000		HYBRID PRETAXED CONTRIBUTION	0.00
142 L 21359	---	---	-----	0.00
142 L 21360	000 100 00000 000		GARNISHMENTS AND LEVIES	0.00
142 L 21360	000 900 00000 000		GARNISHMENTS AND LEVIES	0.00
142 L 21360	---	---	-----	0.00
142 L 21362	000 000 00000 000		USABLE LIFE INS	0.00
142 L 21362	000 100 00000 000		USABLE LIFE INS	0.00
142 L 21362	000 200 00000 000		USABLE LIFE INS	0.00
142 L 21362	000 580 00000 000		USABLE LIFE INS	0.00
142 L 21362	000 800 00000 000		USABLE Life	0.00
142 L 21362	000 900 00000 000		USABLE LIFE INS	0.00
142 L 21362	000 910 00000 000		USABLE LIFE INS	0.00
142 L 21362	201 000 00000 000		SOCIAL SECURITY	0.00
142 L 21362	201 100 00000 000		SOCIAL SECURITY	0.00
142 L 21362	201 200 00000 000		SOCIAL SECURITY	0.00
142 L 21362	201 900 00000 000		SOCIAL SECURITY	0.00
142 L 21362	201 910 00000 000		SOCIAL SECURITY	0.00
142 L 21362	204 000 00000 000		STATE RETIREMENT	0.00
142 L 21362	204 100 00000 000		STATE RETIREMENT	0.00
142 L 21362	204 200 00000 000		STATE RETIREMENT	0.00
142 L 21362	204 900 00000 000		STATE RETIREMENT	0.00
142 L 21362	204 910 00000 000		STATE RETIREMENT	0.00
142 L 21362	207 000 00000 000		STATE RETIREMENT	0.00

Fnd T Acct	Obj Prj Loc	Prg	Account Level Description	Amount
L			Liability	
142 L 21362 207 100 00000 000			MEDICAL INSURANCE	0.00
142 L 21362 207 160 00000 000			MEDICAL INSURANCE	0.00
142 L 21362 207 200 00000 000			MEDICAL INSURANCE	0.00
142 L 21362 207 900 00000 000			MEDICAL INSURANCE	0.00
142 L 21362 207 910 00000 000			MEDICAL INSURANCE	0.00
142 L 21362 212 000 00000 000				0.00
142 L 21362 212 100 00000 000			MEDICARE	0.00
142 L 21362 212 200 00000 000			MEDICARE	0.00
142 L 21362 212 900 00000 000			MEDICARE	0.00
142 L 21362 212 910 00000 000			MEDICARE	0.00
142 L 21362 --- --- --- ---				0.00
142 L 21365 000 010 00000 000				0.00
142 L 21365 000 100 00000 000			WAGeworks	0.00
142 L 21365 000 200 00000 000			WAGeworks	0.00
142 L 21365 000 580 00000 000			WAGeworks	0.00
142 L 21365 000 900 00000 000			WAGeworks	0.00
142 L 21365 --- --- --- ---				0.00
142 L 21366 000 100 00000 000				0.00
142 L 21366 000 200 00000 000				0.00
142 L 21366 000 900 00000 000			LSW/VALUE TEACH	0.00
142 L 21366 --- --- --- ---				0.00
142 L 21370 000 010 00000 000			AIG RETIREMENT (VALIC)	0.00
142 L 21370 000 100 00000 000			AIG RETIREMENT (VALIC)	0.00
142 L 21370 000 200 00000 000			AIG RETIREMENT (VALIC)	0.00
142 L 21370 000 440 00000 000			AIG RETIREMENT (VALIC)	0.00
142 L 21370 --- --- --- ---				0.00
142 L 21380 000 010 00000 000			CREDIT UNION DEDUCTION	0.00
142 L 21380 000 100 00000 000			CREDIT UNION DEDUCTION	0.00
142 L 21380 000 580 00000 000			CREDIT UNION DEDUCTION	0.00
142 L 21380 --- --- --- ---				0.00
142 L 21390 000 010 00000 000			NEA TEA WCEA DUES	0.00
142 L 21390 000 100 00000 000			NEA TEA WCEA DUES	0.00
142 L 21390 000 200 00000 000			NEA TEA WCEA DUES	0.00
142 L 21390 000 580 00000 000			NEA TEA WCEA DUES	0.00
142 L 21390 000 900 00000 000			NEA TEA WCEA DUES	0.00
142 L 21390 --- --- --- ---				0.00
142 L 21500 000 000 00000 000				630.00CR
142 L 21500 000 010 00000 000			DUE TO OTHER FUNDS	71.25
142 L 21500 000 100 00000 000			DUE TO OTHER FUNDS	5,816.20CR
142 L 21500 000 160 00000 000			DUE TO OTHER FUNDS	0.00
142 L 21500 000 200 00000 000			DUE TO OTHER FUNDS	441.64CR
142 L 21500 000 300 00000 000			DUE TO OTHER FUNDS	0.00
142 L 21500 000 440 00000 000			DUE TO OTHER FUNDS	354.14CR
142 L 21500 000 800 00000 000			DUE TO OTHER FUNDS	580.23CR
142 L 21500 000 891 00000 000			DUE TO OTHER FUNDS	7.89
142 L 21500 000 892 00000 000			DUE TO OTHER FUNDS	0.00
142 L 21500 000 894 00000 000			DUE TO OTHER FUNDS	0.00
142 L 21500 000 896 00000 000			Due To Other Funds	34.37
142 L 21500 000 900 00000 000			DUE TO OTHER FUNDS	7,913.77CR

Fnd T Acct	Obj Prj Loc	Prg	Account Level Description	Amount
L			Liability	
142 L 21500 000 910 00000 000			DUE TO OTHER FUNDS	10.13CR
142 L 21500 --- --- --- ---				15,632.60CR
142 L 21530 000 000 00000 000			DUE TO STATE OF TENNESSEE	0.00
142 L 21530 000 010 00000 000			DUE TO STATE OF TENNESSEE	0.00
142 L 21530 000 200 00000 000			DUE TO STATE OF TENNESSEE	4,500.09CR
142 L 21530 000 800 00000 000			DUE TO STATE OF TN	0.00
142 L 21530 000 892 00000 000			Due to State of Tennessee	0.00
142 L 21530 000 900 00000 000			DUE TO STATE OF TENNESSEE	0.00
142 L 21530 --- --- --- ---				4,500.09CR
142 L 21535 000 100 00000 000			DAVIS VISION	0.00
142 L 21535 --- --- --- ---				0.00
142 L 21900 000 000 00000 000				0.00
142 L 21900 000 010 00000 000			OTHER CURRENT LIABILITIES	0.00
142 L 21900 000 100 00000 000			OTHER CURRENT LIABILITIES	0.00
142 L 21900 000 160 00000 000			OTHER CURRENT LIABILITIES	0.00
142 L 21900 000 200 00000 000			OTHER CURRENT LIABILITIES	0.00
142 L 21900 000 440 00000 000			OTHER CURRENT LIABILITIES	0.00
142 L 21900 000 720 00000 000				0.00
142 L 21900 000 800 00000 000			OTHER CURRENT LIABILITIES	0.00
142 L 21900 000 891 00000 000			OTHER CURRENT LIABILITIES	0.00
142 L 21900 000 894 00000 000			OTHER CURRENT LIABILITIES	0.00
142 L 21900 000 895 00000 000			OTHER CURRENT LIABILITIES	0.00
142 L 21900 000 896 00000 000			OTHER CURRENT LIABILITIES	0.00
142 L 21900 000 900 00000 000			OTHER CURRENT LIABILITIES	0.00
142 L 21900 000 910 00000 000			OTHER CURRENT LIABILITIES	0.00
142 L 21900 000 931 00000 000				0.00
142 L 21900 --- --- --- ---				0.00
142 L --- --- --- ---				35,596.40
Q			Equity	
142 Q 34100 000 800 00000 000			PO PAYABLE	0.00
142 Q 34100 --- --- --- ---				0.00
142 Q 34110 000 000 00000 000			PURCHASE ORDER PAYABLE	0.00
142 Q 34110 000 100 00000 000			PURCHASE ORDER PAYABLE	0.00
142 Q 34110 000 160 00000 000			PURCHASE ORDER PAYABLE	0.00
142 Q 34110 000 200 00000 000			PURCHASE ORDER PAYABLE	0.00
142 Q 34110 000 440 00000 000			PURCHASE ORDER PAYABLE	0.00
142 Q 34110 000 800 00000 000			PURCHASE ORDER PAYABLE	0.00
142 Q 34110 000 891 00000 000			PURCHASE ORDER PAYABLE	0.00
142 Q 34110 000 892 00000 000			PURCHASE ORDER PAYABLE	0.00
142 Q 34110 000 893 00000 000			PURCHASE ORDER PAYABLE	0.00
142 Q 34110 --- --- --- ---				0.00
142 Q 34111 000 000 00000 000				0.00
142 Q 34111 --- --- --- ---				0.00

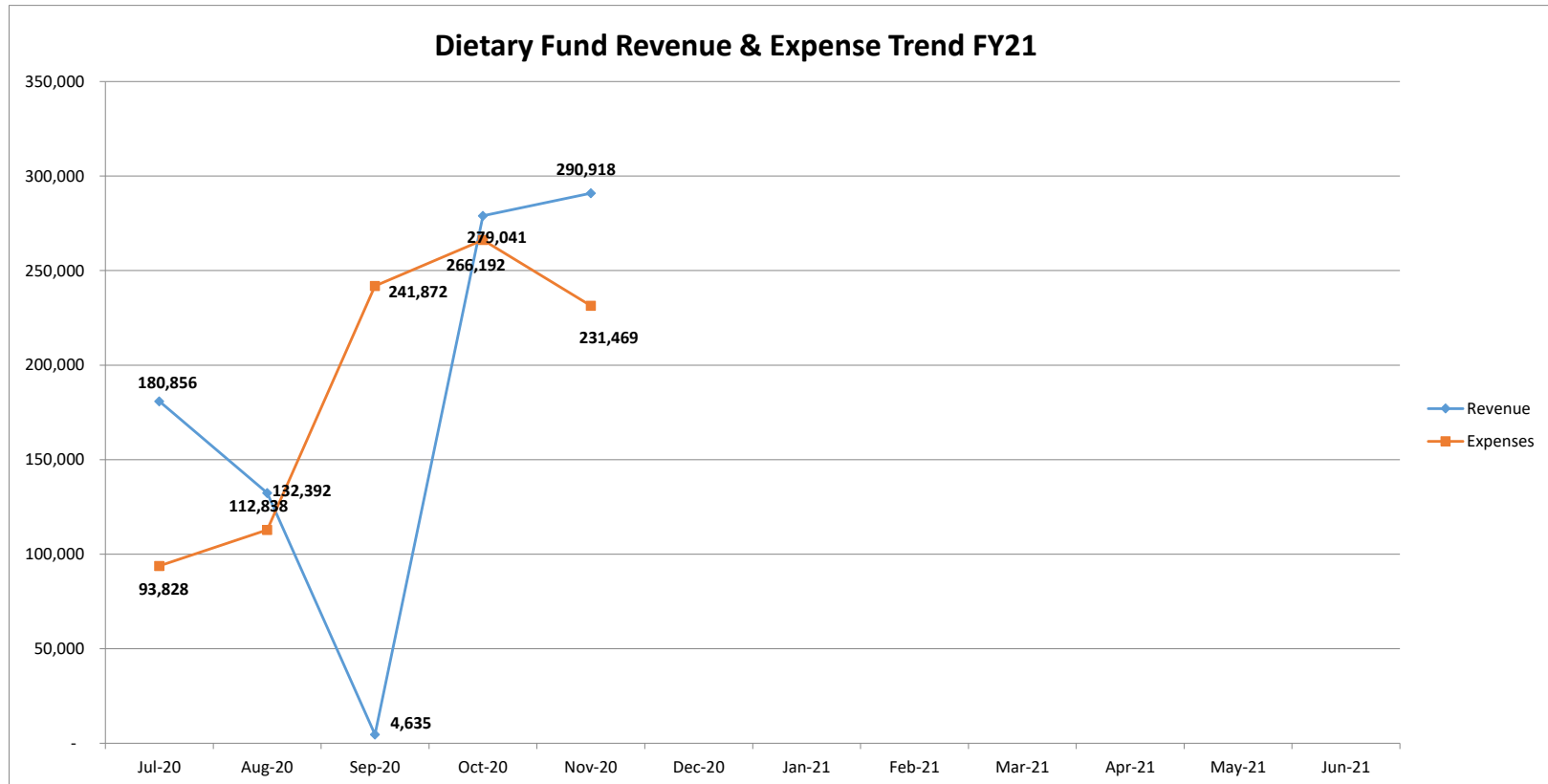
Fnd T	Acct	Obj	Prj	Loc	Prg	Account Level Description	Amount
Q						Equity	
142	Q	34120	000	000	00000	000	0.00
142	Q	34120	---	---	-----	---	0.00
142	Q	39000	000	000	00000	000	501,601.63CR
142	Q	39000	000	010	00000	000	REV EXP SUMMARY FLOW THROUGH 1,823.20
142	Q	39000	000	100	00000	000	REV EXP SUMMARY FLOW THROUGH 0.00
142	Q	39000	000	101	00000	000	REV EXP SUMMARY FLOW THROUGH 0.00
142	Q	39000	000	160	00000	000	REV EXP SUMMARY FLOW THROUGH 0.00
142	Q	39000	000	171	00000	000	REV EXP SUMMARY FLOW THROUGH 0.00
142	Q	39000	000	172	00000	000	REV EXP SUMMARY FLOW THROUGH 5,900.00
142	Q	39000	000	200	00000	000	REV EXP SUMMARY FLOW THROUGH 4,500.09
142	Q	39000	000	440	00000	000	REV EXP SUMMARY FLOW THROUGH 3,128.63
142	Q	39000	000	720	00000	000	REV EXP SUMMARY FLOW THROUGH 0.00
142	Q	39000	000	800	00000	000	REV EXP SUMMARY FLOW THROUGH 14,279.49
142	Q	39000	000	801	00000	000	REV EXP SUMMARY FLOW THROUGH 0.00
142	Q	39000	000	802	00000	000	REV EXP SUMMARY FLOW THROUGH 0.00
142	Q	39000	000	803	00000	000	REV EXP SUMMARY FLOW THROUGH 47,331.98
142	Q	39000	000	891	00000	000	REV EXP SUMMARY FLOW THROUGH 0.00
142	Q	39000	000	892	00000	000	REV EXP SUMMARY FLOW THROUGH 0.00
142	Q	39000	000	893	00000	000	REV EXP SUMMARY FLOW THROUGH 0.00
142	Q	39000	000	894	00000	000	REV EXP SUMMARY FLOW THROUGH 12,634.00
142	Q	39000	000	895	00000	000	REV EXP SUMMARY FLOW THROUGH 0.00
142	Q	39000	000	896	00000	000	REV EXP SUMMARY FLOW THROUGH 0.00
142	Q	39000	000	897	00000	000	REV EXP SUMMARY FLOW THROUGH 0.00
142	Q	39000	000	898	00000	000	REV EXP SUMMARY FLOW THROUGH 0.00
142	Q	39000	000	899	00000	000	REV EXP SUMMARY FLOW THROUGH 4,314.00
142	Q	39000	000	900	00000	000	REV EXP SUMMARY FLOW THROUGH 781.16
142	Q	39000	000	910	00000	000	REV EXP SUMMARY FLOW THROUGH 0.00
142	Q	39000	000	931	00000	000	REV EXP SUMMARY FLOW THROUGH 9,900.00
142	Q	39000	000	932	00000	000	REV EXP SUMMARY FLOW THROUGH 95,094.69
142	Q	39000	---	---	-----	---	301,914.39CR
142	Q	-----	---	---	-----	---	301,914.39CR

Grand Asset Totals	266,317.99
Grand Liability Totals	35,596.40
Grand Equity Totals	301,914.39CR
Grand Totals	0.00

Number of Accounts: 425

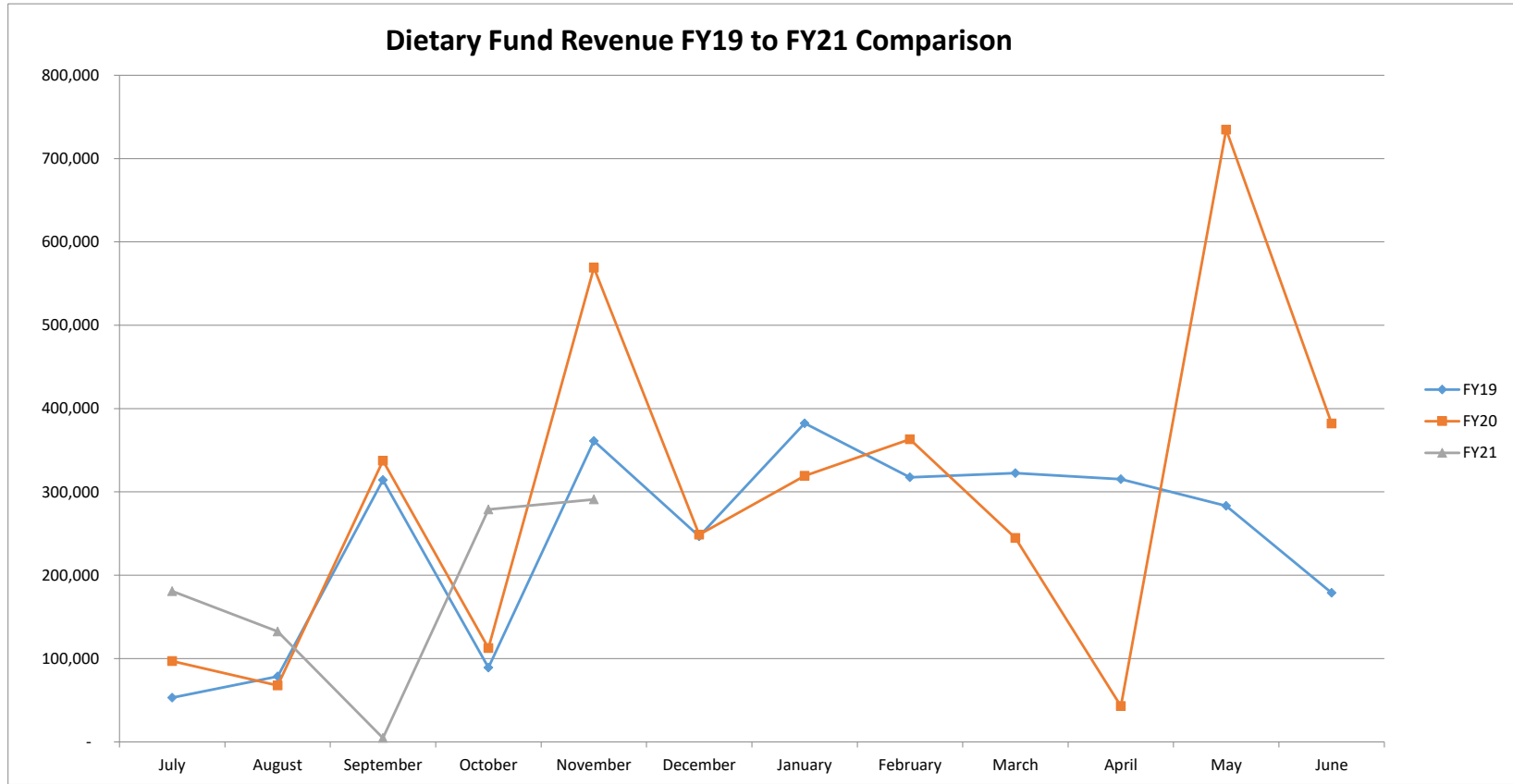
***** End of report *****

	<u>Jul-20</u>	<u>Aug-20</u>	<u>Sep-20</u>	<u>Oct-20</u>	<u>Nov-20</u>	<u>Dec-20</u>	<u>Jan-21</u>	<u>Feb-21</u>	<u>Mar-21</u>	<u>Apr-21</u>	<u>May-21</u>	<u>Jun-21</u>	Totals-June
Revenue	180,856	132,392	4,635	279,041	290,918								887,841
Expenses	93,828	112,838	241,872	266,192	231,469								946,198
Variance	87,028	19,554	(237,237)	12,849	59,449	-	-	-	-	-	-	-	(58,357)



Revenue Comparison

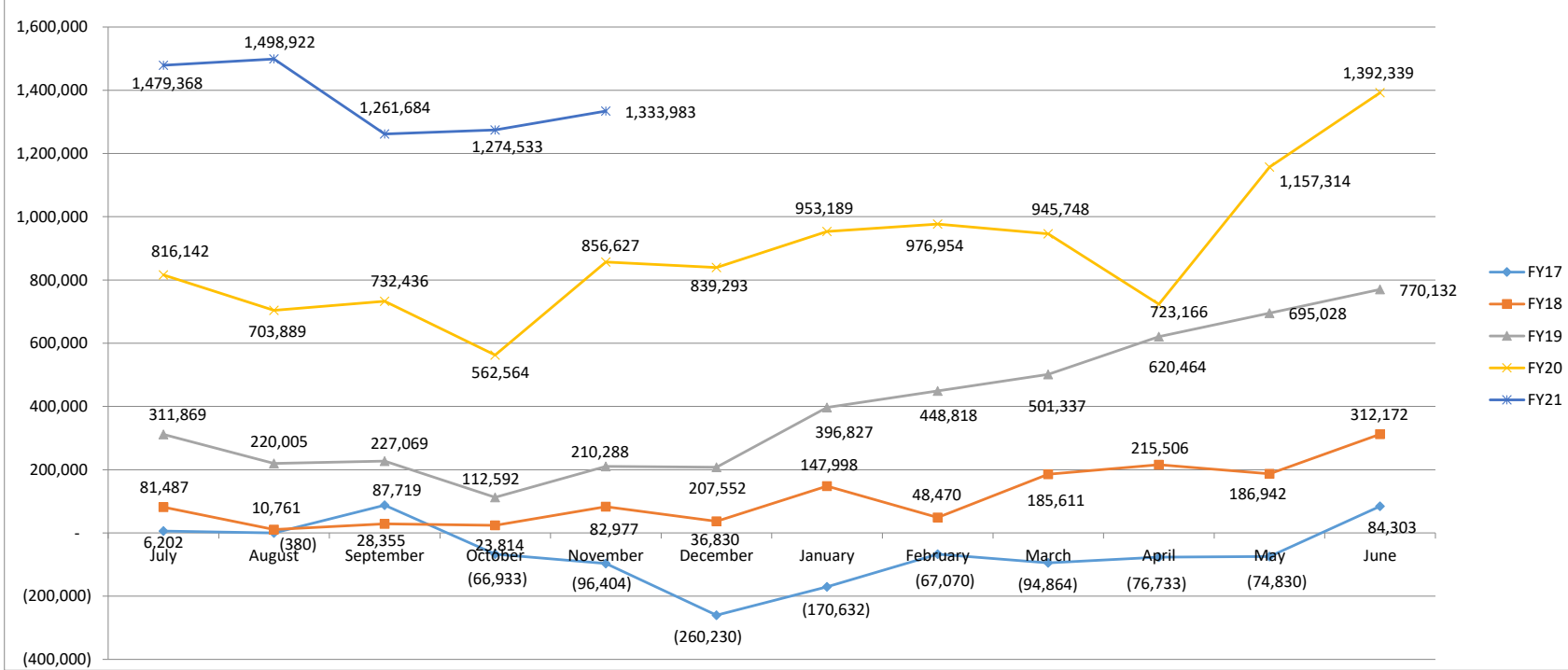
	<u>July</u>	<u>August</u>	<u>September</u>	<u>October</u>	<u>November</u>	<u>December</u>	<u>January</u>	<u>February</u>	<u>March</u>	<u>April</u>	<u>May</u>	<u>June</u>	<u>Totals-October</u>
FY18	56,161	57,986	137,772	480,851	299,619	107,422	382,928	115,313	403,556	218,966	324,776	174,522	1,032,390
FY19	53,086	78,498	314,242	89,217	361,225	246,588	382,380	317,529	322,633	315,330	283,344	178,802	896,269
FY20	96,897	67,678	337,321	112,471	569,111	248,583	319,253	363,026	244,781	42,900	734,740	382,101	1,183,478
FY21	180,856	132,392	4,635	279,041	290,918								887,841
Net Change PY	83,959	64,714	(332,686)	166,570	(278,193)								(295,637)



Dietary Fund Balance

	July	August	September	October	November	December	January	February	March	April	May	June
FY17	6,202	(380)	87,719	(66,933)	(96,404)	(260,230)	(170,632)	(67,070)	(94,864)	(76,733)	(74,830)	84,303
FY18	81,487	10,761	28,355	23,814	82,977	36,830	147,998	48,470	185,611	215,506	186,942	312,172
FY19	311,869	220,005	227,069	112,592	210,288	207,552	396,827	448,818	501,337	620,464	695,028	770,132
FY20	816,142	703,889	732,436	562,564	856,627	839,293	953,189	976,954	945,748	723,166	1,157,314	1,392,339
FY21	1,479,368	1,498,922	1,261,684	1,274,533	1,333,983							
1-Year Results	663,226	795,033	529,248	711,969								
2-Year Results	1,167,499	1,278,917	1,034,615	1,161,942								
3-Year Results	1,397,881	1,488,161	1,233,329	1,250,719								
4-Year Results	1,473,165	1,499,302	1,173,965	1,341,466								

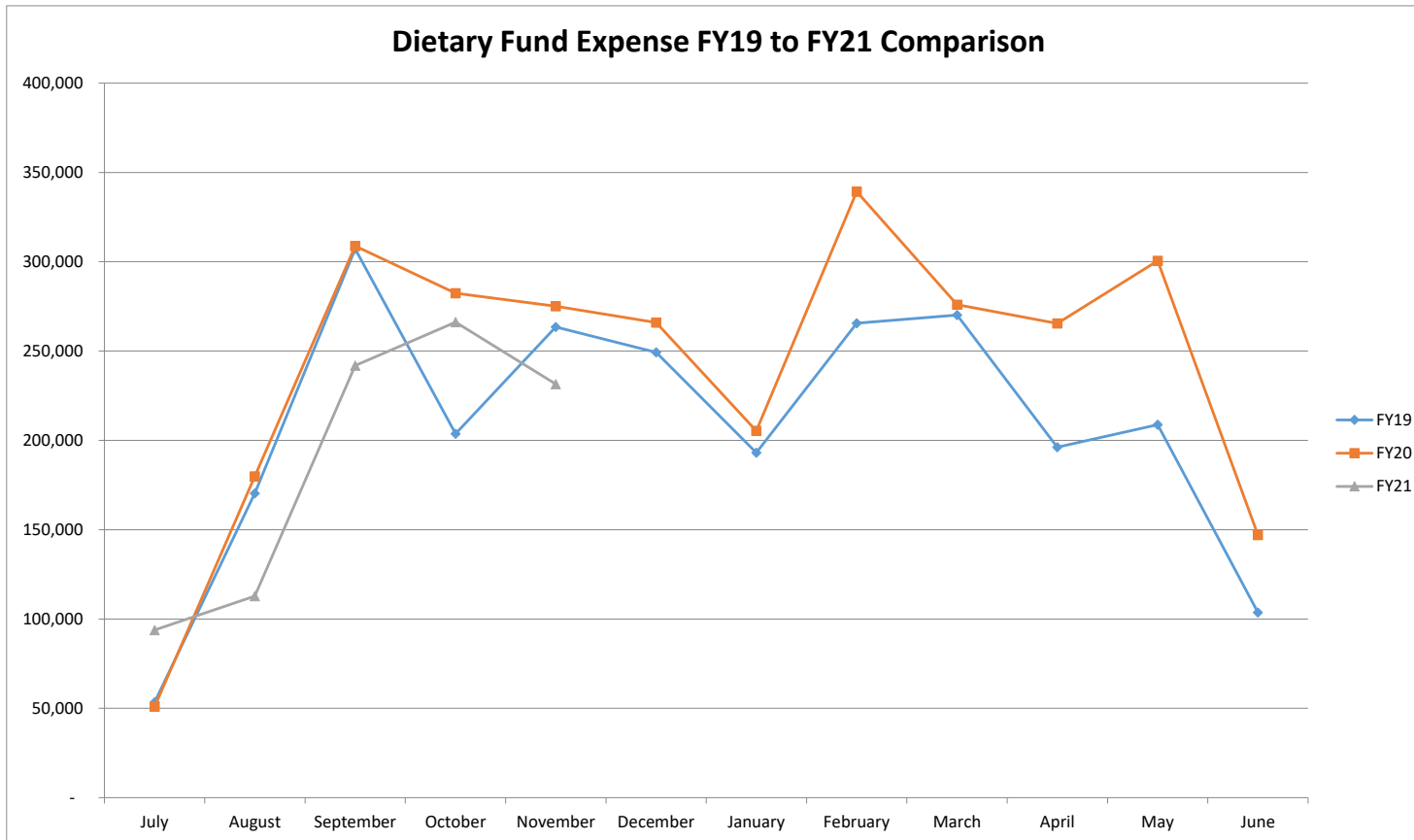
Dietary Fund Balance Tracking FY17 to FY20 (Trustee's Report)



Expense Comparison

	<u>July</u>	<u>August</u>	<u>September</u>	<u>October</u>	<u>November</u>	<u>December</u>	<u>January</u>	<u>February</u>	<u>March</u>	<u>April</u>	<u>May</u>	<u>June</u>	<u>Totals-October</u>	<u>FY Results June</u>
FY18	58,908	128,454	120,178	485,391	240,457	153,569	271,760	214,841	266,415	189,071	353,340	49,292	1,033,389	\$ (998.89)
FY19	53,389	170,362	307,178	203,695	263,528	249,324	193,106	265,537	270,113	196,203	208,780	103,698	998,152	\$ (101,883.43)
FY20	50,886	179,932	308,773	282,344	275,048	265,916	205,357	339,261	275,987	265,482	300,592	147,076	1,096,983	\$ 86,494.96
FY21	93,828	112,838	241,872	266,192	231,469								946,198	\$ (58,356.82)
Net Change PY	42,942	(67,094)	(66,901)	(16,152)	(43,579)								(150,785)	

Dietary Fund Expense FY19 to FY21 Comparison



1/3/2020	Washington County Board of Education		2020-2021	2020-2021	2020-2021	Justifications	
(FY21 Budget Amendment # 1)	Prg	Estimated Revenues	Budget-Step Plus 1% Budget Approved	Increase (Decrease)	Budget Amendment 1	FY20 Data	Prior Year
						Penny 100%	328,618 / 305,210
						Penny 96%	315,473.28 / 291,949.44
						City 47.87%	150,670.04 / 139,350.80
						County 52.13%	164,803.24 / 153,649.20
						Schools receive 74.00 pennies	
40100000		Local Taxes					
40100000		County Property Taxes					
40110000		Current Property Tax	12,849,361		12,849,361		Based on FY20 Budget
40120000		Trustee's Collect - Prior Year	436,033		436,033		Based on FY20 Budget
40125000		CLK/Master Collections-Prior	1,715		1,715		Based on FY20 Budget
40130000		Clerk & Master Collect - Prior Years	237,783		237,783		Based on FY20 Budget
40140000		Interest and Penalty	191,661		191,661		Based on FY20 Budget
40150000		Pick-up Taxes	-		-		Based on FY20 Budget
40161000		Payments in Lieu of Taxes - TVA	2,800		2,800		Based on FY20 Budget
40162000		Payments in Lieu of Taxes - Local Utilities	207,972		207,972		Based on FY20 Budget
40163000		Payments in Lieu of Taxes - Other	20,000		20,000		Based on FY20 Budget
40200000		County Local Option Taxes					
40210000		Local Option Sales Tax	15,683,066		15,683,066		Based on FY20 Budget
40270000		Business Tax	405,000		405,000		Based on FY20 Budget
40300000		Statutory Local Taxes					
40320000		Bank Excise Tax	28,000		28,000		Based on FY20 Budget
40350000		Interstate Telecommunications Tax	6,721		6,721		Based on FY20 Budget
41110000		Marriage License	2,500		2,500		Based on FY20 Budget
42410000		Fines	-		-		Based on FY20 Budget
		Total Local Taxes	30,072,612		30,072,612		
43000000		Charges for Current Services					
43512000		Tuition - Adult Education	10,000		10,000		Expense Category 71600
43517000		Other Tuition - BCES Pre-K	66,000		66,000		BCES Pre-K Payments
43581000		Community Service Fees - Children	548,000		548,000		Based on FY19 Projections_Expense Category 73300_SACC Payments
		Total Charges for Current Services	624,000		624,000		
44000000		Other Local Revenue					
44100000		Recurring Items					
44110000		Interest Earned	65,000		65,000		Based on FY20 Budget
44120000		Rent on Buildings	1,000		1,000		
44520000		Insurance Recovery	31,906	141,604	173,510		LES Theft Reimb., GES Gym Floor
44500000		Nonrecurring Items					
44530000		Sale of Equipment	25,000		25,000		Surplus items sold on GovDeals
44540000		Sale of Property	-		-		
44560000		Damages Recovered from Individuals	1,000		1,000		Funds for lost & damaged textbooks
44570000		Contributions & Gifts	237,126	13,422	250,548		Ests. Donations to Genreal Fund, \$219K TDEC Electric Bus, D-Lit. Grant, AASA Sourcewell, CS
44990000		Other Local Revenue - Tags	500		500		
44991000		Other Local Revenue - Court Fines & Contract	100,651		100,651		Contract with Pepsi & athletic tournaments
44992000		Other Local Revenue - Royalties & Comm	33,150		33,150		Bus Advertising
		Total Other Local Revenue	495,333		650,359		
46000000		State of Tennessee					
46511000		BEP Improvement Funds	36,966,000		36,966,000		FY21 April BEP Estimate
46515000		Early Childhood Education	172,802		172,802		PreK allocation for Lamar & Gray (172.8K)
46550000		Driver Education	30,896		30,896		State allocation based on number of students in driver ed
46590000		Other State Funds	201,050	125,340	326,390		CSH 100,000, FRC 29,612, State Grants, Dishwasher Grant, Youth Wellness
46610000		Career Ladder Program	159,865		159,865		Flow through funds for eligible certified personnel
46615000		Career Ladder - Extended Contract	-		-		Program cut
		Total State Education Funds	37,530,613		37,655,953		
		Other State Revenues					
40275000		Mixed Drink Tax	13,000		13,000		4 pmts from town of Jonesborough
46851000		State Revenue Sharing - TVA	1,277,167		1,277,167		Based on FY20 collections
46980000		Other State Grants	443,245	112,011	555,256		TSTW (\$208,212) and Safe Schools Recurring Funds (\$142,216),GW, R2BR-Coaching, Gov Cf
		Total Other State Revenues	1,733,412		1,845,423		
		Federal Funds Received Through State					
47143000		Education Handicapped Act - IDEA	3,500		3,500		High Cost Expense Reimbursement "add HC to account" (SPED Expense in 141E 72220-499)
47146000		English Language Acquisition Grants	3,900		3,900		Title III Consortium (In 71100-499)
47590000		Other Federal Funds Through State					Old E-rate funds
		Total Federal Funds Through State	7,400		7,400		
		Direct Federal Revenue					
47640000		ROTC Reimbursement	165,000		165,000		Reimbursement for Gov. Based on FY20
		Total Direct Federal Revenue	165,000		165,000		
		Total Revenues	70,628,370		71,020,747		

Washington County Board of Education				2020-2021	2020-2021	2020-2021		Justifications
Estimated Revenues				Budget-Step Plus 1%	Increase	Budget		
Other Sources (Non-revenue)				Budget Approved	(Decrease)	Amendment 1		
49700000	Insurance Recovery							
49800000	Operating Transfers		54,400			54,400		Indirect cost from Federal Projects
49801000	Transfers							
	Total Other Sources		54,400			54,400		
	Total Revenues & Other Sources		70,682,770			71,075,147		
34293000	Reserves - Local Prior Year							
34555000	Reserves - State							
39000000	Undesignated Fund Balance		3,440,534	513,100		3,953,634		Bank account funds used to balance the budget
	Total Estimated Revenues & Reserves		74,123,304	513,100		75,028,781		Revenue
	Total Estimate Expenses		74,123,304		-	75,028,781		Expenditures
	Not in Balance		0	513,100		(0)		

Washington County Board of Education		2020-2021	2020-2021	2020-2021	Justifications
Estimated Expenses		Budget-Step Plus 1%	Increase	Budget	
		Budget Approved	(Decrease)	Amendment 1	
Regular Instruction - 71100					
71100116	Teachers (approx. 449)	23,413,503		23,413,503	Experience, education, % State & Local raise
71100117	Career Ladder Program	107,865		107,865	Flow-through from state for eligible certified personnel
71100127	Career Ladder Extended Contracts	-		-	Program cut
71100128	Homebound Teachers	15,300		15,300	Homebound for regular education students
71100163	Educational Assistants (approx. 102)	1,367,480		1,367,480	Experience, education, % State & Local raise
71100188	Bonus	-		-	
71100195	Certified Substitute Teachers	200,000		200,000	Certified substitute teachers \$70 per day, Retired WCDE Teacher \$100 per day
71100198	Non-Certified Substitute Teachers	302,000		302,000	Non-certified substitute teachers \$70 per day
71100201	Social Security	1,575,181		1,575,181	FY20 tracking of salaries, rate of 6.20%, \$50K budget reduction
71100204	State Retirement	2,548,631		2,548,631	Increase due to salaries, rate of 10.27% and 9.61% (was a TCRS Increase)
71100206	Life Insurance	15,000		15,000	Certified personnel \$25,000, support \$25,000
71100207	Medical Insurance	4,359,166	(50,000)	4,309,166	Estimated Medical Expenses
71100210	Unemployment Compensation	32,000		32,000	Charges for Unemployment
71100212	Employer Medicare	368,389		368,389	Increase due to salaries, rate of 1.45%
71100217	Retirement-Hybrid SRT	108,000		108,000	TCRS Hybrid Stabilization Rate
71100299	Other Fringe Benefits	80,000		80,000	Bd disability, vision, and retirement incentives
71100336	Maintenance & Repair Services	-		-	
71100399	Other Contracted Services - University School	4,118,768		4,118,768	University School-local & state funds based on ADA & ADM, Sub Program
71100429	Instructional Supplies & Materials	200,000		200,000	Funds for teacher supplies, BEP Funds
71100449	Textbooks	885,000		885,000	Funds for adopted textbooks
71100499	Other Supplies & Materials	452,832	55,115	507,947	\$12.6kish, Former-TNRMT Component, D-Lit. Grant, Gov Civics G, Mentor Matter Grant, AASA Sourcewell Grant
802 71100499	Other Sullpies & Materials (Science Classes)	24,000		24,000	Science Classroom Supplies (funded by Bus Advertising R 44992)
71100599	Other Charges	-		-	
Total Regular Instruction		40,173,116		40,178,231	
Special Education Program - 71200					
71200116	Special Education Teachers (approx. 51)	2,448,912		2,448,912	Increase, experience, education, % State & Local raise
71200117	Career Ladder Program	12,000		12,000	Flow-through from state for eligible certified personnel
71200127	Career Ladder Extended Contracts	-		-	Program cut
71200128	Homebound Teachers	20,400		20,400	Homebound for special education students
71200163	Educational Assistants (20)	348,333		348,333	Increase, experience, education, % State & Local raise, SPED IA payscale
71200171	Speech Pathologist (4)	198,272		198,272	Increase, experience, education, % State & Local raise
71200188	Bonus	-		-	
71200189	Other Salaries (2)	167,242		167,242	Increase, experience, education, % State & Local raise
71200195	Certified Substitute Teachers	20,000		20,000	Certified substitute teachers \$70 per day, Retired WCDE Teacher \$100 per day
71200198	Non-Certified Substitute Teachers	65,000		65,000	Non-certified substitute teachers \$70 per day
71200201	Social Security	203,370		203,370	Increase due to salaries, rate of 6.20%
71200204	State Retirement	324,740		324,740	Increase due to salaries, rate of 10.27% and 9.61% (was a TCRS Increase)
71200206	Life Insurance	2,810		2,810	Certified personnel \$25,000, support \$25,000
71200207	Medical Insurance	522,602		522,602	Local portion of medical insurance
71200212	Employer Medicare	47,562		47,562	Increase due to salaries, rate of 1.45%
71200299	Other Fringe Benefits	-		-	
71200399	Other Contracted Services	6,000		6,000	Psychological evaluations
71200429	Instructional Supplies & Materials	22,400		22,400	State funds for special education teachers
71200599	Other Charges	6,140		6,140	Expenses for Transition School to Work grant
Total Special Education		4,415,782		4,415,782	
Vocational Education Program - 71300					
71300116	Vocational Teachers (approx. 32)	1,677,424		1,677,424	Increase, experience, education, % State & Local raise
71300117	Career Ladder Program	2,000		2,000	Flow-through from state for eligible certified personnel
71300127	Career Ladder Extended Contracts	-		-	Program cut
71300163	Educational Assistants (1)	12,400		12,400	Increase experience, % State & Local raise
71300188	Bonus	-		-	
71300195	Certified Substitute Teachers	20,000		20,000	Certified substitute teachers \$70 per day, Retired WCDE Teacher \$100 per day
71300198	Non-Certified Substitute Teachers	25,000		25,000	Certified substitute teachers \$70 per day
71300201	Social Security	107,683		107,683	Increase due to salaries, rate of 6.20%
71300204	State Retirement	173,668		173,668	Increase due to salaries, rate of 10.27% and 9.61% (was a TCRS Increase)
71300206	Life Insurance	1,305		1,305	Certified personnel \$25,000, support \$25,000
71300207	Medical Insurance	241,465		241,465	Local portion of medical insurance
71300212	Employer Medicare	25,184		25,184	Increase due to salaries, rate of 1.45%
71300299	Other Fringe Benefits	503		503	Bd disability, vision, and retirement incentives
71300429	Instructional Supplies & Materials	87,030		87,030	State funds for vocational teacher supplies
71300730	Vocational Instruction Equipment	271,000		271,000	State funds for vocational teacher equipment
Total Vocational Education		2,644,663		2,644,663	

Washington County Board of Education		2020-2021	2020-2021	2020-2021	Justifications
Estimated Expenses		Budget-Step Plus Budget Approved	Increase (Decrease)	Budget Amendment 1	
Adult Education Program - 71600					
71600116	Teachers	6,831		6,831	Stipends for teaching adult education classes
71600201	Social Security	423		423	Rate of 6.20%
71600204	State Retirement	702		702	Rate of 10.27%
71600212	Employer Medicare	99		99	Rate of 1.45%
71600429	Instructional Supplies & Materials	4,500		4,500	Instructional materials for adult classes, Class Advertising
Total Adult Education		12,555		12,555	
Support Services - 72000					
Attendance Program - 72110					
72110105	Supervisor / Director (1)	74,475		74,475	Increase, experience, education, % State & Local raise
72110117	Career Ladder Program	1,000		1,000	Flow-through from state eligible certified personnel
72110162	Clerical Personnel (1)	24,584		24,584	Increase, experience, education, % State & Local raise
72110188	Bonus	-		-	
72110201	Social Security	6,204		6,204	Increase due to salaries, rate of 6.20%
72110204	State Retirement	10,114		10,114	Increase due to salaries, rate of 10.27% and 9.61% (was a TCRS Increase)
72110206	Life Insurance	44		44	Certified personnel \$25,000, support \$25,000
72110207	Medical Insurance	16,895		16,895	Local portion of medical insurance
72110212	Employer Medicare	1,451		1,451	Increase due to salaries, rate of 1.45%
72110299	Other Fringe Benefits	-		-	Bd disability, vision, and retirement incentives
72110355	Travel	6,000	(5,000)	1,000	Monthly travel and required conferences
72110499	Other Supplies & Materials	1,500		1,500	Supplies purchased as needed
72110499	100 Other Supplies & Materials	-		-	Donation for students in need, FY20
Total Attendance Program		142,267		137,267	
Health Services - 72120					
72120131	School Nurses (approx. 4.5)	244,749		244,749	Increase, experience, education, % State & Local raise
72120188	Bonus	-		-	
72120189	Other Salaries & Wages (approx. 15 LPN'S)	354,129		354,129	Increase, experience, education, % State & Local raise
72120201	Social Security	37,130		37,130	Increase due to salaries, rate of 6.20%
72120204	State Retirement	23,520		23,520	Increase due to salaries, rate of 10.27% and 9.61% (was a TCRS Increase)
72120206	Life Insurance	443		443	Certified personnel \$25,000, support \$25,000
72120207	Medical Insurance	130,440		130,440	Local portion of medical insurance
72120212	Employer Medicare	8,684		8,684	Increase due to salaries, rate of 1.45%
72120299	Other Fringe Benefits	-		-	Bd disability, vision, and retirement incentives
72120355	Travel	10,000		10,000	Monthly travel and required conferences
72120399	Other Contracted Services	5,000		5,000	Medical Equipment Maintenance
72120399	100 Other Contracted Services Grant	4,000		4,000	Gen Youth Foundation Grant
72120499	Other Materials & Supplies	13,000	6,762	19,762	Materials & supplies for school clinics, Ballad Reimb, Youth Wellness
72120599	Other Charges	5,000		5,000	Other Misc. Supplies for school clinics, Students in need, (system wide)
Total Health Services		836,097		842,859	
Other Student Support - 72130					
72130117	Career Ladder Program				Flow-through from state for eligible certified personnel
72130123	Guidance Personnel (approx. 18)	967,792		967,792	Increase, experience, education, % State & Local raise
72130188	Bonus	-		-	
72130201	Social Security	60,003		60,003	Increase due to salaries, rate of 6.20%
72130204	State Retirement	93,005		93,005	Increase due to salaries, rate of 10.27% and 9.61% (was a TCRS Increase)
72130206	Life Insurance	778		778	Certified personnel \$25,000, support \$25,000
72130207	Medical Insurance	165,330		165,330	Local portion of medical insurance
72130212	Employer Medicare	14,033		14,033	Increase due to salaries, rate of 1.45%
72130299	Other Fringe Benefits	-		-	Bd disability, vision, and retirement incentives
72130309	Contracts with Other Public Agencies	90,000		90,000	Wash. County Sherriff's Office-School Resource Officers, Safe Schools Grant
72130310	Contracts with Other Public Agencies	-		-	Wash. County Sherriff's Office-School Resource Officers, Safe Schools Grant
72130322	Evaluation & Testing	70,000		70,000	TCAP testing, ACT tests
72130499	Other Supplies & Materials	7,200		7,200	Supplies for guidance personnel
Total Other Student Support		1,468,141		1,468,141	

Washington County Board of Education		2020-2021	2020-2021	2020-2021	Justifications
Estimated Expenses		Budget-Step Plus 1%	Increase	Budget	
		Budget Approved	(Decrease)	Amendment 1	
Support Regular Instruction - 72210					
72210105	Supervisor / Director (4)	359,057		359,057	Increase, experience, education, % State & Local raise
72210117	Career Ladder Program	12,000		12,000	Flow-through from state for eligible certified personnel
72210129	Librarians (15)	818,082		818,082	Increase, experience, education, % State & Local raise
72210138	Technology	-		-	
72210162	Clerical Personnel (11)	161,439		161,439	Increase, experience, education, % State & Local raise
72210188	Bonus	-		-	
72210189	Other Personnel (0)	-		-	
72210201	Social Security	83,736		83,736	Rate of 6.20%-some moved to diff. category
72210204	State Retirement	137,639		137,639	Increase due to salaries, rate of 10.27% and 9.61% (was a TCRS Increase)
72210206	Life Insurance	921		921	Certified personnel \$25,000, support \$25,000
72210207	Medical Insurance	173,744		173,744	Local portion of medical insurance
72210212	Employer Medicare	19,583		19,583	Rate of 1.45%-some moved to diff. category
72210299	Other Fringe Benefits	-		-	Bd disability, vision, and retirement incentives
72210336	Instructional Equipment & Repair	25,000		25,000	Library allocations for small equipment
72210355	Travel	43,000	(17,000)	26,000	Monthly travel and required conferences
72210432	Library Books / Media	100,000		100,000	State allocations for books and AR materials
72210499	Other Supplies & Materials	10,000		10,000	Purchase materials & supplies for teacher center
72210524	In-Service / Staff Development	190,000	(70,000)	120,000	Staff Development, workshops, professional development, 5K Safe Schools
Total Support Regular Instruction		2,134,201		2,047,201	
Support Special Education - 72220					
72220105	Supervisor / Director (2)	154,151		154,151	Increase, experience, education, % State & Local raise
72220117	Career Ladder Program	4,000		4,000	Flow-through from state for eligible certified personnel
72220124	Psychological Personnel (1)	54,597		54,597	Increase, experience, education, % State & Local raise
72220127	Career Ladder Extended Contracts	-		-	
72220135	Assessment Personnel (3)	152,913		152,913	Increase, experience, education, % State & Local raise
72220161	Special Education Secretary	36,911		36,911	
72220162	Clerical Personnel (1)	36,655		36,655	
72220171	Speech Pathologist (4)	213,436		213,436	Increase, experience, education, % State & Local raise
72220188	Bonus	-		-	
72220189	Other Personnel (1)	79,930		79,930	Increase, experience, education, % State & Local raise
72220201	Social Security	45,421		45,421	Increase, experience, education, % State & Local raise
72220204	State Retirement	74,224		74,224	Increase due to salaries, rate of 6.20%
72220206	Life Insurance	473		473	Increase due to salaries, rate of 10.27% and 9.61% (was a TCRS Increase)
72220207	Medical Insurance	89,193		89,193	Certified personnel \$25,000, support \$25,000
72220212	Employer Medicare	10,623		10,623	Local portion of medical insurance
72220299	Other Fringe Benefits	-		-	Increase due to salaries, rate of 1.45%
72220336	Maintenance & Repair of Equipment	500		500	Bd disability, vision, and retirement incentives
72220355	Travel	32,592	(13,000)	19,592	Repair of small equipment in special education
72220399	Other Contracted Service	68,000		68,000	Monthly travel and required conferences
72220499	Other Supplies & Materials	8,500		8,500	Contracts for PT & OT services
72220524	In-Service / Staff Development	4,500		4,500	Purchase supplies as needed (Add \$3,500 High Cost Reimbursement from Rev. 47143)
Total Support Special Education		1,066,619		1,053,619	Funds for teacher workshops
Support Vocational Education - 72230					
72230105	Supervisor / Director	57,622		57,622	CTE Director
72230117	Career Ladder Program	3,000		3,000	Flow-through from state for eligible certified personnel
72230127	Career Ladder Extended Contracts	-		-	Program cut
72230161	Vocational Secretary (1)	30,335		30,335	Increase, experience, education, % State & Local raise
72230188	Bonus	-		-	
72230201	Social Security	5,639		5,639	Increase due to salaries, rate of 6.20%
72230204	State Retirement	9,141		9,141	Increase due to salaries, rate of 10.27% and 9.61% (was a TCRS Increase)
72230206	Life Insurance	61		61	Certified personnel \$25,000, support \$25,000
72230207	Medical Insurance	21,174		21,174	Local portion of medical insurance, match's FY18 tracking
72230212	Employer Medicare	1,319		1,319	Increase due to salaries, rate of 1.45%
72230299	Other Fringe Benefits	-		-	Bd disability, vision, and retirement incentives
72230336	Maintenance & Repair of Equipment	10,000		10,000	Purchase & repair small equipment in vocational
72230355	Travel	35,000	(14,000)	21,000	Monthly travel and funds for student competition
72230499	Other Supplies & Materials	2,250	18,000	20,250	Purchase supplies as needed for department, CTE MS Career Grant
Total Support Vocational Education		175,541		179,541	

Washington County Board of Education		2020-2021 Budget-Step Plus 1% Budget Approved	2020-2021 Increase (Decrease)	2020-2021 Budget Amendment 1	Justifications
Estimated Expenses					
Support Education Technology-72250					
72250105	Supervisor / Director (4)	247,517		247,517	Increase, experience, education, % State & Local raise
72250121	Data Processing Personnel (3)	160,420		160,420	Increase, experience, education, % State & Local raise
72250138	Instructional Computer Personnel (1)	52,820		52,820	Increase, experience, education, % State & Local raise
72250189	Other Salaries & Wages (approx. 9 Techs.)	299,028		299,028	Computer Technicians
72250201	Social Security	47,107		47,107	Increase due to salaries, rate of 6.20%
72250204	State Retirement	73,015		73,015	Increase due to salaries, rate of 10.27% and 9.61% (was a TCRS Increase)
72250206	Life Insurance	479		479	Certified personnel \$25,000, support \$25,000
72250207	Medical Insurance	102,382		102,382	Local portion of medical insurance, match's FY18 tracking
72250212	Employer Medicare	11,017		11,017	Increase due to salaries, rate of 1.45%
72250299	Other Fringe Benefits	-		-	Bd disability, vision, and retirement incentives
72250350	Internet Connectivity	100,000		100,000	Was in 72250599 and based off FY20
72250355	Travel	7,000		7,000	Monthly travel and conferences
72250399	Other Contracted Services	379,441	112,500	491,941	Maint. contracts, tech, IXL Testing, Pwr Schl, Canvas, GMM, Other Sys. Program Renewals, Ur
72250499	Other Supplies & Materials	400,000		400,000	Computer equipment, software updates (Moved from 71100-599)
72250599	Other Charges				
Total Support Education Technology		1,880,226		1,992,726	
Board of Education Services - 72310					
72310191	Board Member Fees (9)	30,000		30,000	Chairman \$210, Member \$150 per month & half for called
72310201	Social Security	1,860		1,860	Fixed charges for board member fees
72310204	State Retirement	2,883		2,883	Fixed charges for board member fees
72310207	Medical Insurance	53,025		53,025	Local portion of medical insurance
72310212	Employer Medicare	435		435	Fixed charges for board member fees
72310305	Audit Services	60,000		60,000	FY20 Projection
72310320	Dues & Memberships	33,669		33,669	Chamber of Commerce, TSBA, TOSS, TSSE, Niswonger
72310331	Legal Services	54,000		54,000	FY19 Projection
72310355	Board Travel	23,000	(11,000)	12,000	Required conferences, Law Institute, and annual TSBA
72310399	Other Contracted Services	4,000		4,000	Estimate for annual fixed assets
72310502	Building and Contents Insurance	130,613		130,613	Formerly-TNRMT (Buildings, & Contents), Formerly paid by Washington County
72310506	Liability Insurance	46,159		46,159	Coverage with Formerly-TNRMT
72310508	Premium on Corporate Surety Bonds	16,554		16,554	Coverage with Formerly-TNRMT
72310510	Trustee Commissions	580,000		580,000	Paid to County Trustee for handling funds (Based on Prior 12-months)
72310513	Worker's Compensation Insurance	295,980		295,980	Based on FY19Expense Formerly-TNRMT
72310599	Other Charges	15,000		15,000	Annual Top Ten banquet and other expenses
Total Board of Education		1,347,178		1,336,178	
Office of the Director - 72320					
72320101	Director	141,128		141,128	Increase, % State & Local raise (\$7,803 potential base performance incentive included)
72320117	Career Ladder Program	5,301		5,301	Flow-through from state for eligible certified personnel
72320161	Secretaries (5)	176,279		176,279	Increase, experience, education, % State & Local raise
72320188	Bonus	-		-	Potential Directors Bonus (Per Contract) Moved to 72320-101
72320189	Other Salaries & Wages (1)	31,407		31,407	Increase, experience, education, % State & Local raise
72320201	Social Security	21,955		21,955	Increase due to salaries, rate of 6.20%
72320204	State Retirement	34,997		34,997	Increase due to salaries, rate of 10.27% and 9.61% (was a TCRS Increase)
72320206	Life Insurance	174		174	Certified personnel \$25,000, support \$25,000
72320207	Medical Insurance	50,685		50,685	Local portion of medical insurance
72320212	Employer Medicare	5,135		5,135	Increase due to salaries, rate of 1.45%
72320299	Other Fringe Benefits	-		-	Bd disability, vision, and retirement incentives
72320307	Communication	75,000		75,000	Monthly local and long distance service, ISDN lines
72320348	Postal Charges	14,000		14,000	Postage & parcel services
72320355	Travel	10,000		10,000	Monthly travel and required conferences
72320399	Other Contracted Services	85,000		85,000	Copiers and supplies for Central Office, DCHS Graphics, Midway, & Asbury
72320435	Office Supplies	5,000		5,000	Purchase supplies as needed for the department
Total Office of the Director		656,061		656,061	

Washington County Board of Education		2020-2021 Budget-Step Plus 1% Budget Approved	2020-2021 Increase (Decrease)	2020-2021 Budget Amendment 1	Justifications
Estimated Expenses					
Office of the Principal - 72410					
72410104	Principals (14)	907,554		907,554	Increase, experience, education, % State & Local raise
72410117	Career Ladder Program	25,000		25,000	Flow-through from state for eligible certified personnel
72410139	Assistant Principals (15)	992,148		992,148	Increase, experience, education, % State & Local raise
72410161	Secretaries & Bookkeepers (approx 33)	772,914		772,914	Increase, experience, education, % State & Local raise, Payscale
72410188	Bonus	-		-	
72410189	Other Personnel (2)	120,655		120,655	Ath. Dir. Increase, experience, education, % State & Local raise
72410201	Social Security	174,733		174,733	Increase due to salaries, rate of 6.20%
72410204	State Retirement	283,539		283,539	Increase due to salaries, rate of 10.27% and 9.61% (was a TCRS Increase)
72410206	Life Insurance	1,795		1,795	Certified personnel \$25,000, support \$25,000
72410207	Medical Insurance	475,805		475,805	Local portion of medical insurance, matches FY18 tracking
72410212	Employer Medicare	40,865		40,865	Increase due to salaries, rate of 1.45%
72410299	Other Fringe Benefits	-		-	Bd disability, vision, and retirement incentives
72410307	Communication	25,000		25,000	Allocations to schools for phone service
72410355	Travel	7,000		7,000	Monthly travel and conferences
72410499	Other Supplies & Materials	71,274		71,274	School bookkeeping supplies and allocations to schools including School Copiers (10K Band & 2.5K Music if available), Attendance Incentive
72410599	Other Charges	65,000		65,000	Funds for athletics and tournaments, split by Athletic Directors
Total Office of the Principal		3,963,281		3,963,281	
Fiscal Services - 72510					
72510105	Supervisor / Director (2)	151,138		151,138	Increase, experience, education, % State & Local raise
72510162	Accounting Clerks (3)	132,791		132,791	Increase, experience, education, % State & Local raise (FY18 approved BOE approved adjustm
72510188	Bonus	-		-	
72510201	Social Security	17,604		17,604	Increase due to salaries, rate of 6.20%
72510204	State Retirement	27,286		27,286	Increase due to salaries, rate of 10.27% and 9.61% (was a TCRS Increase)
72510206	Life Insurance	60		60	Certified personnel \$25,000, support \$25,000
72510207	Medical Insurance	43,282		43,282	Local portion of medical insurance
72510212	Employer Medicare	4,117		4,117	Increase due to salaries, rate of 1.45%
72510355	Travel	5,000		5,000	Monthly travel and annual conference
72510399	Other Contracted Services	12,000		12,000	Financial Software Fees
72510499	Other Supplies & Materials	15,300		15,300	Purchase supplies as needed for the department
Total Fiscal Services		408,577		408,577	
Operation of Plant - 72610					
72610166	Custodial Personnel (approx 33)	677,993		677,993	Increase, experience, State & Local raise
72610188	Bonus	-		-	
72610189	Other Personnel (4)	128,379		128,379	Increase, experience, State & Local raise
72610201	Social Security	49,995		49,995	Increase due to salaries, rate of 6.20%
72610204	State Retirement	77,492		77,492	Increase due to salaries, rate of 10.27% and 9.61% (was a TCRS Increase)
72610206	Life Insurance	695		695	Certified personnel \$25,000, support \$25,000
72610207	Medical Insurance	230,807		230,807	Local portion of medical insurance, based on FY18 tracking
72610212	Employer Medicare	11,692		11,692	Increase due to salaries, rate of 1.45%
72610328	Janitorial Services	840,000		840,000	Contracted BCE, DB, DC, FB, GV, JE, JM, RV, SC, SS, WV
72610359	Disposal Fees	124,000		124,000	Fees for all locations
72610399	Other Contracted Services	149,010		149,010	Contracted service HVAC, elevators, sewer plant, etc
72610410	Custodial Supplies	130,000		130,000	Supplies for all locations
72610415	Electricity	2,068,633		2,068,633	Based of FY19 Actual Annual Spend + 3%
72610434	Natural Gas	141,625		141,625	Expense for all locations
72610454	Water & Sewer	241,090		241,090	Expense for all locations (Reseach Cost of FY18)
72610499	Other Supplies & Materials	70,000		70,000	Supplies for grounds department
72610501	Boiler Insurance	20,684		20,684	Coverage with Formerly-TNRMT
72610599	Other Charges	38,000		38,000	Expense for floor mats CO & Midway, fees to state, elevator permits, Elevator & Boiler Permits
Total Operation of Plant		5,000,095		5,000,095	
Maintenance of Plant - 72620					
72620105	Supervisor / Director (4)	250,121		250,121	Increase, experience, State & Local raise
72620167	Maintenance Personnel (21)	705,583		705,583	Increase, experience, State & Local raise,
72620188	Bonus	-		-	
72620201	Social Security	59,254		59,254	Increase due to salaries, rate of 6.20%
72620204	State Retirement	91,843		91,843	Increase due to salaries, rate of 10.27% and 9.61% (was a TCRS Increase)
72620206	Life Insurance	281		281	Certified personnel \$25,000, support \$25,000
72620207	Medical Insurance	128,470		128,470	State & local portion of medical insurance, based on FY18 tracking
72620212	Employer Medicare	13,858		13,858	Increase due to salaries, rate of 1.45%
72620307	Communication	2,700		2,700	Funds for phone service
72620335	Maintenance & Repair of Buildings	45,000	205,000	250,000	Maintenance & repair to buildings less than \$10,000, Scoreboards, GES Gym Floor
72620336	Maintenance & Repair of Equipment	50,000		50,000	Maintenance & repair to equipment less than \$10,000
72620399	Other Contracted Services	500		500	Contracted services as needed
72620499	Other Supplies & Materials	450,000		450,000	Funds for upkeep of all buildings and grounds
72620599	Other Charges	26,000		26,000	Funds for uniforms, floor mats and monthly fees
72620701	Administration Equipment	200,000	638,100	838,100	Safe Schools, Air Filtration, DCHS Dishwasher
Total Maintenance of Plant		2,023,610		2,866,710	

Washington County Board of Education		2020-2021 Budget-Step Plus 1% Budget Approved	2020-2021 Increase (Decrease)	2020-2021 Budget Amendment 1	Justifications
Estimated Expenses					
Student Transportation - 72710					
72710105	Supervisor / Director (2)	114,661		114,661	Updated Transportation Supv. Scale
72710142	Mechanics (5)	230,120		230,120	Increase, experience, State & Local raise
72710146	Bus Drivers (approx. 86)	1,153,664		1,153,664	Increase, experience, State & Local raise
72710161	Secretary (Transportation)	-		-	
72710188	Bonus	-		-	
72710189	Other Personnel (1)	-		-	
72710201	Social Security	92,904		92,904	Increase due to salaries, rate of 6.20%
72710204	State Retirement	144,001		144,001	Increase due to salaries, rate of 10.27% and 9.61% (was a TCRS Increase)
72710206	Life Insurance	1,517		1,517	Certified personnel \$25,000, support \$25,000
72710207	Medical Insurance	435,731		435,731	Local portion of medical insurance
72710212	Employer Medicare	21,727		21,727	Increase due to salaries, rate of 1.45%
72710307	Communication	750		750	Funds for phone service
72710330	Operating Lease Payments	8,400		8,400	Lease Vehicles
72710399	Other Contracted Services	5,000		5,000	Funds for rock & wrecker service
72710412	Diesel Fuel	275,000		275,000	Estimated expense for diesel fuel (Estimated expense decline)
72710424	Garage Supplies	30,000		30,000	Purchase supplies as needed
72710425	Gasoline & Lubricants	150,000		150,000	Estimated expense for fuel
72710450	Tires & Tubes	60,000		60,000	Funds for tires & tubes for vehicles
72710453	Vehicle Parts	160,000		160,000	General repair and upkeep of buses and other vehicles
72710499	Other Supplies & Materials	5,000		5,000	Other supplies for the shop
72710511	Vehicle & Equipment Insurance	169,028		169,028	Coverage with Formerly-TNRMT
72710599	Other Charges	18,000		18,000	Funds for uniforms, floor mats, drug testing, etc
72710729	Transportation Equipment	172,840		172,840	Estimated Vehicle Purchases
72710729	100 Transportation Equipment-Electric Bus	424,545		424,545	Electric School Bus Purchase
	Total Student Transportation	3,672,889		3,672,889	
Other Support Services - 72810					
72810105	Supervisor / Director (1)	65,522		65,522	Principal for Asbury
72810162	Clerical Personnel (1)	23,949		23,949	Increase, experience, education, % State & Local raise
72810188	Bonus	-		-	
72810189	Other Salaries & Wages (1)	15,438		15,438	Increase, experience, education, % State & Local raise
72810201	Social Security	6,504		6,504	Increase due to salaries, rate of 6.20%
72810204	State Retirement	10,750		10,750	Increase due to salaries, rate of 10.27% and 9.61% (was a TCRS Increase)
72810206	Life Insurance	76		76	Certified personnel \$25,000, support \$25,000
72810207	Medical Insurance	14,296		14,296	State & local portion of medical insurance
72810212	Employer Medicare	1,521		1,521	Increase due to salaries, rate of 1.45%
72810499	Other Supplies & Materials	4,500		4,500	Asbury general bldg. supplies
72810599	Other Charges	5,500		5,500	Optional H.S. supplies
	Total Other Support Services	148,056		148,056	
Food Service - 73100					
73100105	Supervisor / Director (1)	76,091		76,091	Increase, experience, education, % State & Local raise, payscale
73100188	Bonus	-		-	December Bonus-Food Service Staff
73100189	Other Salaries & Wages	-		-	Food Service Personnel 1st Year Pay Raise
73100201	Social Security	4,718		4,718	Increase due to salaries, rate of 6.20%
73100204	State Retirement	7,312		7,312	Increase due to salaries, rate of 10.27% and 9.61% (was a TCRS Increase)
73100206	Life Insurance	1,664		1,664	Certified personnel \$25,000, support \$25,000
73100207	Medical Insurance	612,150		612,150	Local portion of medical insurance, based off FY18 data (Reduced \$106,762)
73100212	Employer Medicare	1,103		1,103	Increase due to salaries, rate of 1.45%
73100299	Other Fringe Benefits	-		-	Bd disability, vision, and retirement incentives
73100355	Travel	-		-	Monthly travel and annual conference
	Total Food Service	703,039		703,039	
Community Services - 73300					
73300105	Supervisor / Director (1)	51,869	11,880	63,749	Expenses for the extended school programs, Increase from LEAPS Grant
73300116	Teachers	-	18,000	18,000	Increase from LEAPS Grant
73300162	Secretary (1)	26,513		26,513	Program revenue line item 43581000
73300188	Bonus	-		-	
73300189	Other Salaries & Wages (34)	353,354	5,400	358,754	Pay increase give in PY, Increase from LEAPS Grant
73300201	Social Security	26,768		26,955	Increase due to salaries, rate of 6.20%
73300204	State Retirement	41,490		44,880	Increase due to salaries, rate of 10.27% and 9.61% (was a TCRS Increase)
73300207	Medical Insurance	22,131		22,131	Local portion of medical insurance, based on FY18 Projections
73300212	Employer Medicare	6,260		6,772	Increase due to salaries, rate of 1.45%
73300355	Travel	2,000		2,000	Monthly travel and annual conference
73300422	Food Supplies	30,000		30,000	food supplies
73300499	Other Supplies & Materials	20,000		20,000	Arts, crafts and instructional materials
73300599	Other Charges	13,000	8,631	21,631	Site phone lines, Add LEAPS Funds
	Total Community Services	593,383		643,383	

Washington County Board of Education		2020-2021	2020-2021	2020-2021	Justifications
Estimated Expenses		Budget-Step Plus 1%	Increase	Budget	
		Budget Approved	(Decrease)	Amendment 1	
Early Childhood Education - 73400					
73400116	Teachers (3)	193,085		193,085	Increase, experience, education, % State & Local raise, 2-teachers new BCES Pre-K
73400163	Educational Assistants (3)	43,527		43,527	Increase, experience, education, % State & Local raise
73400188	Bonus	-		-	
73400201	Social Security	14,670		14,670	Increase due to salaries, rate of 6.20%
73400204	State Retirement	24,013		24,013	Increase due to salaries, rate of 10.27% and 9.61% (was a TCRS Increase)
73400207	Medical Insurance	53,850		53,850	Local portion of medical insurance
73400212	Employer Medicare	3,431		3,431	Increase due to salaries, rate of 1.45%
73400336	Maintenance & Repair Services-Equipment	2,340		2,340	Added to match Vol. Pre-K Grant
73400429	Instructional Supplies & Materials	11,000		11,000	Instructional materials, Niswonger-\$5K
73400499	Other Supplies & Materials	8,183		8,183	Other supplies and field trips
73400524	In-Service / Staff Development	4,000		4,000	Added to match Vol. Pre-K Grant
73400599	Other Charges	27,000		27,000	Added to match Vol. Pre-K Grant, BCES-25K Pre-K Supplies
73400722	Regular Instrution Equipment	12,831		12,831	Added to match Vol. Pre-K Grant
	Total Early Childhood Education	397,930		397,930	
Regular Capital Outlay - 76100					
76100707	Building Improvements				
	Total Regular Capital Outlay				
99100590	Transfers Out	260,000		260,000	Transfer to County Debt Service for bond issue
	Total Transfers Out	260,000		260,000	
	Total Estimated Expenditures	74,123,304		75,028,781	

141 Fund FY21 Budget Amendment # 1 Details

<u>Description</u>			<u>Increase</u>	<u>Decrease</u>	<u>Change in Overall Budget</u>
Air Filtration Project (Potential)					
	39000		\$ 500,000		\$ 500,000 Pull from Fund Balance
	72620	701	\$ 500,000		
Dishwasher at DCHS					
Grant Reimbursement	46590		\$ 125,000		
	72620	701	\$ 138,100		\$ 13,100 Exp. Increase
Dollar General Literacy Foundation Grant					
	44570		\$ 2,000		
	71100	499	\$ 2,000		
Governors Civics Mini Grant					
	46980		\$ 15,000		
	71100	499	100 \$ 15,000		
Mentors Matter Grant					
	46980		\$ 29,011		
	71100	499	\$ 29,011		
LES Reimbursement (Theft) TNRMT					
	44520		\$ 6,604		
	71100	499	\$ 6,604		
Scoreboards (Funded by Prof. Dev. & Travel)					
	72210	524		\$ 70,000	
	72620	335	\$ 70,000		
AASA Sourcewell Grant					
	44570		\$ 2,500		
	71100	499	\$ 2,500		
IXL Middle School					
Unused Travel	72210	355		\$ 17,000	
	72220	355		\$ 13,000	
	72230	355		\$ 14,000	
	72310	355		\$ 11,000	
	72110	355		\$ 5,000	
	72250	399	\$ 60,000		
CTE MS Career Exp. Startup Grant					
	46980		\$ 18,000		
	72230	499	\$ 18,000		

Lottery for Education (LEAPS) Grant

46980		\$	50,000
73300	105	\$	11,880
73300	116	\$	18,000
73300	189	\$	5,400
73300	201	\$	2,187
73300	204	\$	3,390
73300	212	\$	512
73300	399		
73300	422		
73300	429		
73300	599	\$	8,631

CSH Ballad Reimbursement

44570		\$	6,422
72120	499	\$	6,422

Youth Wellness Funds

46590		\$	340
72120	499	\$	340

GYM Floor Repair - GES

44520		\$	135,000
72620	335	\$	135,000

United Way Donation

44570		\$	2,500
72250	499	\$	2,500

System Subscriptions (I.T.)

71100	207			\$	50,000
72250	399	\$	50,000		

Account Level	2020-21	2019-20	2020-21	November	2019-20	2020-21	FYTD	2020-21	2020-21
Acct Description	Revised Budget	November	November	Variance	FYTD Activit	FYTD Activit	Variance	Uncollected Reve	FY % Coll
40110 CURRENT PROPERTY TAX	12,849,361	2,217,603	2,423,639	206,036	2,350,101	2,444,924	94,823	10,404,437	19.03
40120 TRUSTEE'S COLLECTIONS - PRIOR	436,033	21,775	24,902	3,127	249,156	251,926	2,770	184,107	57.78
40125 CLK/MASTER COLLECTIONS-PRIOR	1,715	107	122	15	661	986	325	729	57.50
40130 CIRCUIT CLERK/CLERK & MASTER C	237,783	6,697	6,600	-97	60,235	44,145	-16,091	193,638	18.57
40140 INTEREST AND PENALTY	191,661	5,139	5,689	549	41,059	28,306	-12,753	163,355	14.77
40161 PAYMENTS IN LIEU OF TAXES - T.	2,800	2,018	2,018	0	2,018	2,018	0	782	72.08
40162 PAYMENTS IN LIEU OF TAXES - LO	207,972	0	0	0	0	0	0	207,972	0.00
40163 PAYMENTS IN LIEU OF TAXES - OT	20,000	0	0	0	1,401	916	-485	19,084	4.58
40210 LOCAL OPTION SALES TAX	15,683,066	1,316,158	1,465,357	149,199	6,673,115	7,155,019	481,904	8,528,047	45.62
40270 BUSINESS TAX	405,000	9,865	10,155	290	44,938	38,526	-6,412	366,474	9.51
40275 MIXED DRINK TAX	13,000	0	0	0	2,866	5,674	2,808	7,326	43.64
40320 BANK EXCISE TAX	28,000	0	0	0	0	0	0	28,000	0.00
40350 INTERSTATE TELECOMMUNICATIONS	6,721	0	0	0	0	0	0	6,721	0.00
41110 MARRIAGE LICENSE	2,500	183	249	66	854	937	84	1,563	37.50
43512 TUITION - ADULT EDUCATION	10,000	0	0	0	0	0	0	10,000	0.00
43517 TUITION - OTHER	66,000	6,045	5,260	-785	23,010	8,085	-14,925	57,915	12.25
43581 COMMUNITY SERVICE FEES - CHILD	548,000	46,384	66,393	20,010	248,390	269,763	21,373	278,237	49.23
43990 OTHER CHARGES FOR SERVICES	0	0	925	925	0	925	925	-925	0.00
44110 INTEREST EARNED	65,000	12,472	9,654	-2,818	116,247	46,577	-69,670	18,423	71.66
44120 RENT ON BUILDINGS	1,000	0	0	0	0	0	0	1,000	0.00
44520 INSURANCE RECOVERY	31,906	896	6,604	5,708	46,872	144,416	97,544	-112,510	452.63
44530 SALE OF EQUIPMENT	25,000	0	0	0	5,814	3,472	-2,342	21,528	13.89
44560 DAMAGES RECOVERED FROM INDIVID	1,000	297,352	0	-297,352	297,352	50,789	-246,563	-49,789	5,078.90
44570 CONTRIBUTIONS & GIFTS	237,126	5,000	0	-5,000	9,126	4,500	-4,626	232,626	1.90
44990 OTHER LOCAL REVENUES - TAGS	500	18	18	0	159	229	71	271	45.85
44991 OTHER LOCAL REVENUE	100,651	265	0	-265	48,469	12,668	-35,801	87,983	12.59
44992 OTHER LOCAL REV- ROYALTIES/CO	33,150	3,284	0	-3,284	11,959	5,124	-6,835	28,026	15.46
46511 BASIC EDUCATION PROGRAM	36,966,000	3,563,200	3,651,100	87,900	14,252,800	14,604,400	351,600	22,361,600	39.51
46515 EARLY CHILDHOOD EDUCATION	172,802	0	0	0	0	0	0	172,802	0.00
46550 DRIVER EDUCATION	30,896	0	0	0	0	0	0	30,896	0.00
46590 OTHER STATE EDUCATION FUNDS	201,050	0	0	0	5,762	24,888	19,127	176,162	12.38
46610 CAREER LADDER PROGRAM	159,865	60,262	58,860	-1,402	60,262	58,860	-1,402	101,005	36.82
46851 STATE REVENUE SHARING - T.V.A.	1,277,167	319,292	297,186	-22,106	319,292	297,186	-22,106	979,981	23.27
46980 OTHER STATE GRANTS	443,245	17,473	32,839	15,366	35,374	43,293	7,919	399,952	9.77
47143 IDEA PART-B HIGH COST FUNDS	3,500	0	0	0	0	0	0	3,500	0.00
47146 ENGLISH LANGUAGE AQU. GRANTS	3,900	0	0	0	0	0	0	3,900	0.00
47640 ROTC REIMBURSEMENT	165,000	7,107	6,057	-1,050	71,391	46,556	-24,836	118,444	28.22
49800 OPERATING TRANSFERS - INDIRECT	54,400	0	0	0	0	0	0	54,400	0.00
Grand Revenue Totals	70,682,770	7,918,595	8,073,627	155,032	24,978,683	25,595,108	616,426	45,087,662	36.21

Account Level	2020-21	2019-20	2020-21	November	2019-20	2020-21	FYTD	2020-21	2020-21
Acct Description	Revised Budget	November	November	Variance	FYTD Activit	FYTD Activit	Variance	Uncollected Reve	FY % Coll

Number of Accounts: 38

***** End of report *****

	A	B	C	D	E	F	G	H	I	J	K	L	M	N		
1							SALES TAX ANALYSIS									
2	141R 40210															
3																
4	YEAR	TOTAL	July	August	September	October	November	December	January	February	March	April	May	June		
5																
6	1995-96	7,964,549.95	611,536.43	650,039.30	596,451.81	626,656.64	665,950.77	645,367.17	793,944.02	872,382.08	581,914.60	553,125.28	700,497.25	666,684.60		
7	1996-97	8,336,657.30	668,621.91	695,781.06	645,426.90	665,996.66	712,853.08	700,269.94	714,674.24	917,676.40	636,923.88	635,082.70	639,073.10	704,277.43		
8	1997-98	9,028,886.69	721,817.32	780,093.18	704,916.44	717,825.19	798,852.97	747,016.98	760,728.85	1,024,051.84	649,227.26	638,150.71	787,948.69	698,257.26		
9	1998-99	9,418,336.41	729,516.21	780,343.86	758,281.99	769,388.96	789,685.47	793,285.27	808,672.84	1,049,009.40	669,997.81	685,164.29	785,149.89	799,840.42		
10	1999-00	9,925,491.78	761,578.86	848,424.57	757,359.52	832,656.56	798,763.84	812,346.45	826,725.33	1,142,546.37	711,564.82	750,908.81	878,078.63	804,538.02		
11	2000-01	10,302,344.61	804,204.89	905,337.72	804,216.35	854,382.25	909,453.32	794,725.07	882,257.31	1,178,919.01	758,048.36	742,368.32	860,763.60	807,668.41		
12	2001-02	10,532,891.37	808,555.26	866,353.62	796,577.42	828,852.58	889,601.40	870,074.31	872,050.60	1,199,611.30	768,580.66	790,051.97	938,373.85	904,208.40		
13	2002-03	10,638,027.23	906,277.17	974,296.94	882,472.09	811,952.60	891,857.89	850,620.49	926,239.19	1,186,561.52	763,464.89	727,893.01	896,976.99	819,414.45		
14	2003-04	11,067,961.48	852,744.87	931,182.77	884,455.76	904,582.89	939,687.81	883,319.35	949,214.33	1,224,464.85	796,000.63	798,184.90	971,370.65	932,752.67		
15	2004-05	12,141,242.02	959,427.54	1,003,502.83	961,878.30	960,187.49	981,448.59	962,577.75	1,007,923.70	1,354,489.51	869,026.19	1,061,329.31	1,043,956.65	975,494.16		
16	2005-06	12,336,585.09	955,565.19	1,032,019.38	1,019,556.16	1,105,255.87	1,019,172.70	995,288.52	1,052,343.46	1,443,274.33	811,741.53	876,236.72	1,048,459.42	977,671.81		
17	2006-07	12,847,409.98	1,026,100.62	1,085,657.40	1,035,122.60	1,044,487.23	1,102,319.02	1,016,987.55	980,057.85	1,443,529.82	1,018,080.51	955,096.95	1,130,190.78	1,009,779.65		
18	2007-08	13,475,705.49	1,079,389.94	1,164,602.82	1,112,875.15	1,123,975.96	1,128,221.21	1,082,375.90	1,170,203.04	1,480,368.07	934,432.24	1,003,760.54	1,131,648.39	1,063,852.23		
19	2008-09	13,118,209.41	1,121,283.53	1,163,968.03	1,069,948.56	1,109,937.70	1,119,035.49	1,083,890.72	1,091,466.64	1,441,865.04	858,933.82	992,382.26	1,070,456.28	995,041.34		
20	2009-10	12,609,635.54	1,008,819.19	1,099,406.55	992,789.10	1,066,457.07	1,052,452.00	997,413.03	1,039,892.90	1,366,560.85	888,185.43	945,035.53	1,121,973.47	1,030,650.42		
21	2010-11	13,050,988.91	1,054,228.59	1,128,189.89	1,037,584.63	1,056,839.88	1,086,389.24	1,054,070.16	1,094,354.84	1,429,909.64	867,910.25	1,009,209.95	1,143,124.29	1,089,177.55		
22	2011-12	13,808,173.10	1,081,535.67	1,228,666.98	1,138,627.12	1,132,824.15	1,125,406.77	1,090,432.58	1,133,742.86	1,526,365.45	1,016,848.19	1,065,106.10	1,194,803.93	1,073,813.30		
23	2012-13	13,530,626.40	1,137,511.17	1,176,802.38	1,071,451.21	1,148,396.78	1,150,162.91	1,096,243.83	1,142,826.70	1,516,667.47	785,969.43	1,037,806.81	1,169,086.53	1,097,701.18		
24	2013-14	13,756,487.05	1,138,760.08	1,166,521.54	1,081,327.46	1,126,284.98	1,099,605.17	1,103,883.00	1,136,848.35	1,508,355.06	971,672.20	1,055,143.00	1,275,350.78	1,092,735.43		
25	2014-15	14,057,315.44	1,142,752.51	1,227,623.79	1,131,340.43	1,189,344.14	1,190,743.05	1,134,318.63	1,199,396.63	1,588,182.32	889,370.36	1,008,340.90	1,211,709.73	1,144,192.95		
26	2015-16	14,722,621.29	1,241,008.04	1,233,271.57	1,166,463.36	1,203,804.59	1,229,321.78	1,188,390.71	1,246,671.22	1,641,380.40	1,070,197.64	997,571.40	1,284,815.87	1,219,724.71		
27	2016-17	14,747,100.82	1,183,242.43	1,271,727.15	1,176,910.43	1,236,255.66	1,252,584.64	1,203,060.65	1,234,360.41	1,672,699.50	977,436.65	1,033,968.30	1,288,153.30	1,216,701.70		
28	2017-18	15,349,677.89	1,205,951.87	1,271,772.24	1,218,781.58	1,210,362.79	1,249,834.14	1,202,844.48	1,292,583.56	1,624,509.44	1,147,863.70	1,134,847.93	1,558,692.28	1,231,633.88		
29	2018-19	15,494,923.37	1,278,018.86	1,291,098.17	1,228,129.70	1,291,319.95	1,284,627.33	1,285,032.84	1,328,654.02	1,591,314.78	1,249,696.22	1,156,902.45	1,353,122.68	1,157,006.37		
30	2019-20	16,025,666.39	1,344,150.84	1,344,028.39	1,307,238.15	1,361,539.99	1,316,157.76	1,348,576.15	1,379,403.02	1,729,590.49	1,212,600.58	1,176,918.48	1,324,871.88	1,180,590.66		
31	2020-21	7,155,018.82	1,395,726.34	1,499,518.71	1,411,794.82	1,382,621.85	1,465,357.10									
32																
33		Prior Year-to-Date Comparison														
34	INC / (DEC)	481,903.69	51,575.50	155,490.32	104,556.67	21,081.86	149,199.34									
35																
36																
37		Budgeted														
38																
39	% of FY21 Budget Collected		45.623%													
42	FY21 Budgeted Amount		15,683,066.00													
43																
44	2000-01	98.756%	7.709%	8.678%	7.709%	8.190%	8.718%	7.618%	8.457%	11.301%	7.267%	7.116%	8.251%	7.742%		
45	2001-02	103.110%	7.915%	8.481%	7.798%	8.114%	8.709%	8.517%	8.537%	11.743%	7.524%	7.734%	9.186%	8.852%		
46	2002-03	97.113%	8.273%	8.894%	8.056%	7.412%	8.142%	7.765%	8.456%	10.832%	6.970%	6.645%	8.188%	7.480%		
47	2003-04	103.131%	7.947%	8.677%	8.241%	8.429%	8.756%	8.231%	8.845%	11.409%	7.417%	7.437%	9.051%	8.691%		
48	2004-05	103.260%	8.160%	8.535%	8.181%	8.166%	8.347%	8.187%	8.572%	11.520%	7.391%	9.026%	8.879%	8.296%		
49	2005-06	100.746%	7.804%	8.428%	8.326%	9.026%	8.323%	8.128%	8.594%	11.786%	6.629%	7.156%	8.562%	7.984%		
50	2006-07	100.277%	8.009%	8.474%	8.079%	8.152%	8.604%	7.938%	7.650%	11.267%	7.946%	7.455%	8.821%	7.882%		
51	2007-08	101.108%	8.099%	8.738%	8.350%	8.433%	8.465%	8.121%	8.780%	11.107%	7.011%	7.531%	8.491%	7.982%		
52	2008-09	99.170%	8.477%	8.799%	8.089%	8.391%	8.460%	8.194%	8.251%	10.900%	6.493%	7.502%	8.092%	7.522%		
53	2009-10	100.000%	8.000%	8.719%	7.873%	8.457%	8.346%	7.910%	8.247%	10.837%	7.044%	7.495%	8.898%	8.174%		
54	2010-11	101.300%	8.183%	8.757%	8.054%	8.203%	8.432%	8.181%	8.494%	11.099%	6.737%	7.833%	8.873%	8.454%		
55	2011-12	101.963%	7.986%	9.073%	8.408%	8.365%	8.310%	8.052%	8.372%	11.271%	7.509%	7.865%	8.823%	7.929%		
56	2012-13	94.995%	7.922%	8.268%	7.528%	8.069%	8.081%	7.702%	8.029%	10.656%	5.522%	7.292%	8.214%	7.712%		
57	2013-14	100.000%	8.278%	8.480%	7.860%	8.187%	7.993%	8.024%	8.264%	10.965%	7.065%	7.670%	9.271%	7.943%		
58	2014-15	102.187%	8.307%	8.924%	8.224%	8.646%	8.656%	8.246%	8.719%	11.545%	6.465%	7.330%	8.808%	8.317%		
59	2015-16	99.477%	8.385%	8.333%	7.882%	8.134%	8.306%	8.030%	8.423%	11.090%	7.231%	6.740%	8.681%	8.241%		
60	2016-17	99.643%	7.995%	8.593%	7.952%	8.353%	8.463%	8.129%	8.340%	11.302%	6.604%	6.986%	8.704%	8.221%		
61	2017-18	102.059%	8.018%	8.456%	8.104%	8.048%	8.310%	7.998%	8.594%	10.801%	7.632%	7.546%	10.364%	8.189%		
62	2018-19	102.177%	8.428%	8.514%	8.099%	8.515%	8.471%	8.474%	8.761%	10.493%	8.241%	7.629%	8.923%	7.630%		
63	2019-20	102.185%	8.571%	8.570%	8.335%	8.682%	8.392%	8.599%	8.795%	11.028%	7.732%	7.504%	8.448%	7.528%		
64	2020-21	45.623%	8.900%	9.561%	9.002%	8.816%	9.344%									

TO: Finance Committee Members
FROM: Brad Hale, Chief Financial Officer
DATE: January 4, 2021

SUBJECT: Financial Statements (Revenue & Expense) Summary for November 2020

Key Revenue Variances for November 2020 to November 2019

- Current Property Tax (40110) increase of \$206,036 from the prior year due to mostly timing of collections
- Sales Tax (40210) increase of \$149,199
- Basic Education Program (46511) – increase of \$87,900 in funding
- Damages Recovered (44560) – decrease in \$297,352 which was the result of a windfall from a court settlement from November 2019

Key Expenses for November 2020

71100399 – Other Contracted Services

Expenditures of \$305,305.46 were incurred in the expense line item for the month of November 2020 to the University School for the contractual revenue sharing payment.

71100499 – Other Supplies

The following key expenses occurred in this line item in November 2020.

- \$1,841.47 to DCHS Cross Country: reimburse state competition expenses
- \$1,998.60 to Educators Publishing Service
 - Dollar General Literacy Grant materials

71300730 – Vocational Equipment

The following key expenses were incurred in this line item in November 2020.

- \$50,000.00 to Georgia Educational Solutions
 - DCHS CTE- Automotive Mechanics

72120599 – Other Charges

The following key expenses were incurred in this line item in November 2020.

- \$5,000.00 to Food City for 200, \$25.00 Gift Cards
 - Thanksgiving meals to student families in need

EXPENDITURES (cont'd)

72130322 – Evaluation and Testing

The following key expenses were incurred in this line item in November 2020.

- \$3,000.00 to ACT for Test Fees
- \$5,950.00 to Riverside Insights
 - 1,700 Easy CBM License Renewals

72210499 – Other Supplies

The following key expenses were incurred in this line item in November 2020.

- The expenses of \$2,749.00 to the Committee for Children
 - Second Step middle School Program (Safe School Funds)

72220399 – Other Contracted Services

The following key expenses were incurred in this line item in November 2020.

- The expenses of \$3,865.00 to Mini Miracles, SPED OT/PT

72250399 – Other Contracted Services

The following key expenses were incurred in this line item in November 2020.

- \$2,000.00 to Instructure Inc., Canvas Renewal

72250499 – Other Supplies

The following key expenses were incurred in this line item in November 2020.

- \$2,028.53 to Insight Direct for 10 Dell PC's for stock
- \$5,173.59 to IPEVO for 50 USB Cameras for stock
- \$63,066.00 to Gov. Connections for 200 Chromebooks & Licenses for stock

72320399 – Other Contracted Services

The following key expenses were incurred in this line item in November 2020.

- \$5,250.63 to RICOH in payment of copier lease contracts at AFRC, C.O., DCHS Graphics, and Midway

EXPENDITURES (cont'd)

72610399 – Other Contracted Services

The follow key expenses were incurred in this line item in November 2020.

- \$4,200.00 to Stevens Septic Tank Service for a pump at LES
- \$1,800.00 for Grease Trap Service
- \$898.00 for Pest Control Service

72610499 – Other Supplies

The follow key expense were incurred in this line item in November 2020.

- \$9,600.00 to Hoover's Arborscapes; DCHS Creek bank Tree & Brush removal (Safe School Funds)
- \$10,802.50 for system wide grounds maintenance supplies

72620335 – Maintenance & Repairs, Buildings

The follow key expenses were incurred in this line item in November 2020.

- \$2,435.00 to Praters Flooring
 - Painting Gray Gym floor
- \$6,599.28 to Eskola Roofing for repairs at RVES

72620499– Other Supplies

The following key expenses were incurred in this line item in November 2020:

- \$3,598.80 to Share Corporation for sewer drain chemicals
- \$994.57 for electrical maintenance supplies
- \$854.40 for HVAC supplies
- \$709.99 for plumbing supplies
- \$11,442.01for general maintenance supplies
- \$2,500.00 to Thompson & Litton Inc in payment of architect fees for DBHS Stadium Bleacher Inspection

EXPENDITURES (cont'd)

Overall November 2020 Expenses Compared to November 2019 Expenses

Expenses in November 2020 were \$5,506,317.75 compared to \$5,976,089.48 in November 2019. This is a variance of (\$469,771.73) from November 2019. The key reasons for this variance is listed below:

- Overall reduction of hourly staffing cost and associated fixed cost due reduced overtime needed
- 71100-599 (\$25,532.00) less due to the prior year error in state funding resulting in a transfer to the JC School System
- 72210-524 (\$29,080.83) less due to decreased profession development expenses
- 72250-399 (25,130.21) less due to timing of I.T. license renewals
- 72310-513 (23,300.00) less in Workers Compensation expenses
- 72610-415 (33,822.08) less in Electricity Expense
- 72610-454 (16,146.26) less in Water & Sewer Expense
- 72710-729 (26,238.87) less in Vehicle Purchases due to timing

		CHECK CHECK				
FND	ACCT	OBJ	NUMBER	DATE	VENDOR	AMOUNT
141	72130	322	141213113	11/06/2020	ACT	1,500.00
141	72130	322	141213113	11/06/2020	ACT	1,500.00
141	72220	355	141213114	11/06/2020	ALLEN, ELLEN	91.18
141	72620	499	141213115	11/06/2020	ALUMINUM & GLASS SYS	555.80
141	72620	499	141213116	11/06/2020	ANDY OXY CO INC	24.91
141	71100	499	141213117	11/06/2020	BANKCARD CENTER	79.00
141	71300	429	141213117	11/06/2020	BANKCARD CENTER	238.88
141	72310	599	141213117	11/06/2020	BANKCARD CENTER	218.75
141	72710	599	141213117	11/06/2020	BANKCARD CENTER	90.00
141	72620	499	141213118	11/06/2020	BATTERIES PLUS LLC	498.00
141	72310	331	141213119	11/06/2020	BENNETT & DECAMP PLL	4,500.00
141	71100	499	141213120	11/06/2020	BLEVINS, CINDY	35.15
141	71100	429	141213121	11/06/2020	BLICK ART MATERIALS	29.99
141	71100	429	141213121	11/06/2020	BLICK ART MATERIALS	29.90
141	71100	429	141213121	11/06/2020	BLICK ART MATERIALS	12.80
141	72210	432	141213122	11/06/2020	BOUND TO STAY BOUND	776.71
141	72210	355	141213123	11/06/2020	CALDERWOOD, TAMARA	19.27
141	72220	355	141213124	11/06/2020	CAMPBELL, AMANDA	78.02
141	71100	299	141213125	11/06/2020	CASTLE, KIM	91.39
141	72320	307	141213126	11/06/2020	CENTURYLINK	138.86
141	72610	499	141213127	11/06/2020	CERTIFIED LABORATORI	863.89
141	72220	355	141213128	11/06/2020	CHITTUM, ROB	64.39
141	72620	499	141213129	11/06/2020	CITY ELECTRIC SUPPLY	994.57
141	72120	355	141213130	11/06/2020	COLLETTE, TERESA	96.35
141	72320	399	141213131	11/06/2020	COMCAST	45.09
141	72320	399	141213131	11/06/2020	COMCAST	76.21
141	71100	429	141213132	11/06/2020	DCHS DIGITAL GRAPHIC	142.00
141	71100	429	141213133	11/06/2020	DEMCO	393.71
141	72710	207	141213134	11/06/2020	DIRECT HEALTH CARE	528.00
141	73400	499	141213135	11/06/2020	DISCOUNT SCHOOL SUPP	56.54
141	72230	355	141213136	11/06/2020	FINK, CRYSTAL	36.19
141	71300	429	141213138	11/06/2020	FOOD CITY	500.00
141	72710	450	141213139	11/06/2020	FREE SERVICE TIRE CO	355.45
141	72710	450	141213139	11/06/2020	FREE SERVICE TIRE CO	135.00
141	72710	412	141213140	11/06/2020	FUELZ-A MCPHERSON CO	9,978.94
141	72710	425	141213140	11/06/2020	FUELZ-A MCPHERSON CO	7,568.67
141	72250	499	141213141	11/06/2020	GOVCONNECTION, INC	604.50
141	72250	499	141213141	11/06/2020	GOVCONNECTION, INC	5,466.24
141	72250	499	141213141	11/06/2020	GOVCONNECTION, INC	57,600.00
141	71100	429	141213142	11/06/2020	GUIDED READERS INC	167.00
141	72230	355	141213143	11/06/2020	HALE, CHARLES	102.46
141	72120	355	141213144	11/06/2020	HARRIS, CHELSAE	15.51
141	72210	355	141213145	11/06/2020	HART, TOREY	126.90
141	72220	355	141213146	11/06/2020	HONEYCUTT, BRANDI	30.08
141	72250	499	141213147	11/06/2020	INSIGHT DIRECT USA	552.28
141	72250	499	141213147	11/06/2020	INSIGHT DIRECT USA	554.27
141	72250	399	141213148	11/06/2020	INSTRUCTURE INC	2,000.00
141	72250	499	141213149	11/06/2020	IPEVO INC	5,173.59
141	72210	432	141213150	11/06/2020	ISTE	145.00
141	72220	355	141213151	11/06/2020	IVESTER, ASHLEY	32.90
141	72610	454	141213152	11/06/2020	JOHNSON CITY UTILITY	37.52
141	72610	454	141213152	11/06/2020	JOHNSON CITY UTILITY	2,180.86
141	72610	454	141213152	11/06/2020	JOHNSON CITY UTILITY	541.55
141	72610	454	141213153	11/06/2020	JONESBOROUGH WATER D	1,877.72
141	72610	454	141213153	11/06/2020	JONESBOROUGH WATER D	105.42
141	72610	454	141213153	11/06/2020	JONESBOROUGH WATER D	584.47

		CHECK CHECK				
FND	ACCT	OBJ	NUMBER	DATE	VENDOR	AMOUNT
141	72610	454	141213153	11/06/2020	JONESBOROUGH WATER D	27.50
141	73400	499	141213154	11/06/2020	LAKESHORE LEARNING M	200.04
141	71100	429	141213155	11/06/2020	LEARNING A-Z	346.35
141	72220	355	141213156	11/06/2020	LOYD, KATHY	128.31
141	72220	355	141213157	11/06/2020	MAY, JEREMY	39.01
141	71300	429	141213158	11/06/2020	MBA RESEARCH & CURRI	995.00
141	72220	355	141213159	11/06/2020	MCCARTT, MAGGIE	42.77
141	72710	453	141213160	11/06/2020	MID-SOUTH BUS CENTER	541.34
141	72710	453	141213160	11/06/2020	MID-SOUTH BUS CENTER	580.60
141	72710	453	141213160	11/06/2020	MID-SOUTH BUS CENTER	439.99
141	72710	453	141213160	11/06/2020	MID-SOUTH BUS CENTER	799.59
141	72710	453	141213160	11/06/2020	MID-SOUTH BUS CENTER	655.20
141	72710	453	141213160	11/06/2020	MID-SOUTH BUS CENTER	242.96
141	72220	399	141213161	11/06/2020	MINI MIRACLES THERAP	3,440.00
141	72220	399	141213161	11/06/2020	MINI MIRACLES THERAP	425.00
141	72620	499	141213162	11/06/2020	MURPHY INC	3,092.00
141	71100	499	141213163	11/06/2020	MUSIC DOCTORS	718.77
141	71100	499	141213163	11/06/2020	MUSIC DOCTORS	273.50
141	72130	499	141213164	11/06/2020	NATIONAL CENTER FOR	250.88
141	71100	207	141213165	11/06/2020	NAVE, LELIA	3,023.00
141	72220	499	141213166	11/06/2020	NCS PEARSON INC	303.69
141	72510	499	141213167	11/06/2020	NELCO	720.67
141	73300	599	141213168	11/06/2020	NEWLON, LISA	945.00
141	71100	429	141213169	11/06/2020	OFFICE DEPOT INC	87.88
141	71100	429	141213169	11/06/2020	OFFICE DEPOT INC	11.79
141	71100	429	141213169	11/06/2020	OFFICE DEPOT INC	4.39
141	71100	429	141213169	11/06/2020	OFFICE DEPOT INC	3.50
141	71100	429	141213169	11/06/2020	OFFICE DEPOT INC	9.99
141	72210	355	141213170	11/06/2020	OGLE, JOSH	112.80
141	71100	206	141213171	11/06/2020	AMERICAN UNITED LIFE	1,500.00
141	71100	299	141213171	11/06/2020	AMERICAN UNITED LIFE	1,358.21
141	71200	206	141213171	11/06/2020	AMERICAN UNITED LIFE	281.00
141	71300	206	141213171	11/06/2020	AMERICAN UNITED LIFE	130.50
141	72110	206	141213171	11/06/2020	AMERICAN UNITED LIFE	4.40
141	72120	206	141213171	11/06/2020	AMERICAN UNITED LIFE	44.30
141	72130	206	141213171	11/06/2020	AMERICAN UNITED LIFE	77.80
141	72210	206	141213171	11/06/2020	AMERICAN UNITED LIFE	92.10
141	72220	206	141213171	11/06/2020	AMERICAN UNITED LIFE	47.30
141	72230	206	141213171	11/06/2020	AMERICAN UNITED LIFE	6.10
141	72320	206	141213171	11/06/2020	AMERICAN UNITED LIFE	17.40
141	72410	206	141213171	11/06/2020	AMERICAN UNITED LIFE	179.50
141	72510	206	141213171	11/06/2020	AMERICAN UNITED LIFE	6.00
141	72610	206	141213171	11/06/2020	AMERICAN UNITED LIFE	69.50
141	72620	206	141213171	11/06/2020	AMERICAN UNITED LIFE	28.10
141	72710	206	141213171	11/06/2020	AMERICAN UNITED LIFE	151.70
141	72810	206	141213171	11/06/2020	AMERICAN UNITED LIFE	7.60
141	73100	206	141213171	11/06/2020	AMERICAN UNITED LIFE	166.40
141	72250	206	141213171	11/06/2020	AMERICAN UNITED LIFE	47.90
141	72210	432	141213172	11/06/2020	OVERDRIVE	1,178.54
141	72210	432	141213172	11/06/2020	OVERDRIVE	2,881.59
141	72620	335	141213173	11/06/2020	PRATERS INCORPORATED	2,435.00
141	72250	499	141213174	11/06/2020	QUILL LLC	380.91
141	72250	499	141213174	11/06/2020	QUILL LLC	436.00
141	72250	499	141213174	11/06/2020	QUILL LLC	95.39
141	72250	499	141213174	11/06/2020	QUILL LLC	210.88
141	72250	499	141213174	11/06/2020	QUILL LLC	195.29

		CHECK CHECK				
FND	ACCT	OBJ	NUMBER	DATE	VENDOR	AMOUNT
141	72250	499	141213174	11/06/2020	QUILL LLC	390.58
141	72250	499	141213174	11/06/2020	QUILL LLC	61.91
141	72250	499	141213174	11/06/2020	QUILL LLC	123.82
141	72250	499	141213174	11/06/2020	QUILL LLC	742.07
141	72250	499	141213174	11/06/2020	QUILL LLC	98.99
141	72250	499	141213174	11/06/2020	QUILL LLC	161.88
141	72250	499	141213174	11/06/2020	QUILL LLC	90.89
141	73400	499	141213175	11/06/2020	REALLY GOOD STUFF	142.93
141	72210	432	141213176	11/06/2020	RENAISSANCE	2,549.00
141	72320	399	141213177	11/06/2020	RICOH USA, INC	454.09
141	72320	399	141213177	11/06/2020	RICOH USA, INC	454.09
141	72320	399	141213177	11/06/2020	RICOH USA, INC	2,150.12
141	72320	399	141213177	11/06/2020	RICOH USA, INC	97.74
141	72320	399	141213177	11/06/2020	RICOH USA, INC	374.72
141	72320	399	141213177	11/06/2020	RICOH USA, INC	139.09
141	72320	399	141213177	11/06/2020	RICOH USA, INC	139.09
141	72320	399	141213177	11/06/2020	RICOH USA, INC	1,221.77
141	72320	399	141213177	11/06/2020	RICOH USA, INC	219.92
141	72130	322	141213178	11/06/2020	RIVERSIDE INSIGHTS	5,950.00
141	71200	429	141213178	11/06/2020	RIVERSIDE INSIGHTS	1,750.00
141	72620	499	141213179	11/06/2020	ROBERT BROOKE & ASSO	465.25
141	71100	429	141213180	11/06/2020	SCHOLASTIC INC	198.41
141	71100	429	141213181	11/06/2020	SCHOLASTIC MAGAZINES	158.76
141	71100	429	141213182	11/06/2020	SCHOOL SPECIALTY INC	183.35
141	72220	355	141213183	11/06/2020	SELF, LEA	45.12
141	72610	499	141213184	11/06/2020	SHARE CORPORATION	120.00
141	72620	499	141213184	11/06/2020	SHARE CORPORATION	2,603.80
141	72620	499	141213184	11/06/2020	SHARE CORPORATION	995.00
141	72620	499	141213185	11/06/2020	SHERWIN WILLIAMS	236.87
141	72610	499	141213185	11/06/2020	SHERWIN WILLIAMS	340.35
141	72610	499	141213185	11/06/2020	SHERWIN WILLIAMS	907.60
141	72220	355	141213186	11/06/2020	ST JOHN, SEBRENA	40.42
141	72610	399	141213187	11/06/2020	STEVENS SEPTIC TANK	4,200.00
141	72220	355	141213188	11/06/2020	TEILMANN, CHRISTIE	65.80
141	71100	429	141213189	11/06/2020	TENNESSEE OFFICE SUP	38.58
141	71100	429	141213189	11/06/2020	TENNESSEE OFFICE SUP	70.03
141	71100	429	141213189	11/06/2020	TENNESSEE OFFICE SUP	291.89
141	71100	429	141213189	11/06/2020	TENNESSEE OFFICE SUP	138.68
141	71100	429	141213189	11/06/2020	TENNESSEE OFFICE SUP	51.00
141	71100	429	141213189	11/06/2020	TENNESSEE OFFICE SUP	126.82
141	71100	429	141213189	11/06/2020	TENNESSEE OFFICE SUP	37.99
141	71100	429	141213189	11/06/2020	TENNESSEE OFFICE SUP	25.56
141	71100	429	141213189	11/06/2020	TENNESSEE OFFICE SUP	98.93
141	71100	429	141213189	11/06/2020	TENNESSEE OFFICE SUP	17.68
141	71100	429	141213189	11/06/2020	TENNESSEE OFFICE SUP	175.96
141	71100	429	141213189	11/06/2020	TENNESSEE OFFICE SUP	86.91
141	71100	429	141213189	11/06/2020	TENNESSEE OFFICE SUP	49.95
141	71100	429	141213189	11/06/2020	TENNESSEE OFFICE SUP	57.13
141	71100	429	141213189	11/06/2020	TENNESSEE OFFICE SUP	142.80
141	71100	429	141213189	11/06/2020	TENNESSEE OFFICE SUP	199.00
141	71100	429	141213189	11/06/2020	TENNESSEE OFFICE SUP	197.98
141	71100	429	141213189	11/06/2020	TENNESSEE OFFICE SUP	64.34
141	71300	429	141213189	11/06/2020	TENNESSEE OFFICE SUP	108.68
141	72320	435	141213189	11/06/2020	TENNESSEE OFFICE SUP	99.95
141	72320	435	141213189	11/06/2020	TENNESSEE OFFICE SUP	215.03
141	72620	499	141213189	11/06/2020	TENNESSEE OFFICE SUP	451.44

		CHECK CHECK				
FND	ACCT	OBJ	NUMBER	DATE	VENDOR	AMOUNT
141	72610	499	141213190	11/06/2020	TENNESSEE TURFGRASS	75.00
141	72610	499	141213190	11/06/2020	TENNESSEE TURFGRASS	550.00
141	72120	355	141213191	11/06/2020	THOMAS, KARRIE	141.94
141	72620	701	141213192	11/06/2020	THOMPSON & LITTON IN	500.00
141	71100	210	141213193	11/06/2020	TN DEPT OF LABOR & W	8,668.51
141	72620	499	141213194	11/06/2020	UNITED RENTALS	919.90
141	72620	499	141213195	11/06/2020	UNITED REFRIGERATION	578.52
141	72620	499	141213195	11/06/2020	UNITED REFRIGERATION	854.40
141	72620	499	141213195	11/06/2020	UNITED REFRIGERATION	2,171.83
141	72610	399	141213196	11/06/2020	VALLEY PROTEINS	1,500.00
141	72610	399	141213196	11/06/2020	VALLEY PROTEINS	300.00
141	72120	355	141213197	11/06/2020	WAGNER, KELLY	51.23
141	72710	453	141213198	11/13/2020	ADVANCE AUTO PARTS	1,586.95
141	72620	499	141213199	11/13/2020	AIRGAS INC, SOUTH DI	19.53
141	72710	330	141213200	11/13/2020	ALLY	350.54
141	72250	499	141213201	11/13/2020	APPLE INC	357.00
141	72210	336	141213201	11/13/2020	APPLE INC	1,199.00
141	72710	424	141213202	11/13/2020	ATCO INTERNATIONAL	209.00
141	72620	499	141213203	11/13/2020	BLUE TARP FINANCIAL	660.98
141	71100	429	141213204	11/13/2020	BSN SPORTS	769.24
141	71100	429	141213205	11/13/2020	CARLEX	57.65
141	72620	307	141213206	11/13/2020	CENTURYLINK	27.66
141	72610	454	141213208	11/13/2020	CHUCKEY UTILITY DIST	176.73
141	72610	599	141213209	11/13/2020	CINTAS	49.49
141	72610	599	141213209	11/13/2020	CINTAS	49.49
141	72610	599	141213209	11/13/2020	CINTAS	49.49
141	72610	599	141213209	11/13/2020	CINTAS	49.49
141	72610	599	141213209	11/13/2020	CINTAS	45.25
141	72610	599	141213209	11/13/2020	CINTAS	45.25
141	72610	599	141213209	11/13/2020	CINTAS	45.25
141	72610	599	141213209	11/13/2020	CINTAS	45.25
141	72610	599	141213209	11/13/2020	CINTAS	67.86
141	72610	599	141213209	11/13/2020	CINTAS	67.86
141	72610	599	141213209	11/13/2020	CINTAS	67.86
141	72610	599	141213209	11/13/2020	CINTAS	67.86
141	72610	599	141213209	11/13/2020	CINTAS	67.86
141	72610	599	141213209	11/13/2020	CINTAS	25.00
141	72610	599	141213209	11/13/2020	CINTAS	25.00
141	72610	599	141213209	11/13/2020	CINTAS	25.00
141	72610	599	141213209	11/13/2020	CINTAS	25.00
141	72620	599	141213209	11/13/2020	CINTAS	35.00
141	72620	599	141213209	11/13/2020	CINTAS	462.09
141	72620	599	141213209	11/13/2020	CINTAS	427.25
141	72620	599	141213209	11/13/2020	CINTAS	427.25
141	72620	599	141213209	11/13/2020	CINTAS	427.25
141	72710	599	141213209	11/13/2020	CINTAS	35.00
141	72710	599	141213209	11/13/2020	CINTAS	35.00
141	72710	599	141213209	11/13/2020	CINTAS	35.00
141	72710	599	141213209	11/13/2020	CINTAS	35.00
141	72710	599	141213209	11/13/2020	CINTAS	100.03
141	72710	599	141213209	11/13/2020	CINTAS	100.03
141	72710	599	141213209	11/13/2020	CINTAS	100.03
141	72710	599	141213209	11/13/2020	CINTAS	100.03
141	72610	454	141213210	11/13/2020	CITY OF KINGSPORT	108.18
141	71100	429	141213211	11/13/2020	CONCORD THEATRICALS	180.70
141	72610	399	141213212	11/13/2020	CRYSTAL SPRINGS	58.78

		CHECK CHECK				
FND	ACCT	OBJ	NUMBER	DATE	VENDOR	AMOUNT
141	71100	429	141213213	11/13/2020	DRAMATISTS PLAY SERV	196.55
141	73300	429	141213214	11/13/2020	EDUMOTION	199.00
141	71100	117	141213215	11/13/2020	ETSU UNIVERSITY SCHO	1,181.10
141	71100	429	141213217	11/13/2020	FLAGHOUSE INC	54.23
141	72610	399	141213218	11/13/2020	FLEENOR SECURITY SYS	60.00
141	72610	399	141213218	11/13/2020	FLEENOR SECURITY SYS	61.50
141	72250	355	141213219	11/13/2020	FULLBRIGHT, CURTIS	36.66
141	72410	355	141213220	11/13/2020	GOOD, DANNY	158.39
141	72610	410	141213222	11/13/2020	HOME DEPOT PRO	717.18
141	72610	410	141213222	11/13/2020	HOME DEPOT PRO	100.10
141	72610	410	141213222	11/13/2020	HOME DEPOT PRO	22.88
141	72610	410	141213222	11/13/2020	HOME DEPOT PRO	407.90
141	72610	410	141213222	11/13/2020	HOME DEPOT PRO	2,394.00
141	72610	410	141213222	11/13/2020	HOME DEPOT PRO	918.85
141	72610	410	141213222	11/13/2020	HOME DEPOT PRO	576.36
141	72610	410	141213222	11/13/2020	HOME DEPOT PRO	1,179.19
141	72610	410	141213222	11/13/2020	HOME DEPOT PRO	344.13
141	72610	410	141213222	11/13/2020	HOME DEPOT PRO	881.00
141	72610	410	141213222	11/13/2020	HOME DEPOT PRO	456.03
141	72610	410	141213222	11/13/2020	HOME DEPOT PRO	22.88
141	71200	429	141213224	11/13/2020	INST FOR MULTI SENSO	200.00
141	71100	429	141213225	11/13/2020	J W PEPPER & SON, IN	94.97
141	71100	429	141213225	11/13/2020	J W PEPPER & SON, IN	87.99
141	72230	355	141213226	11/13/2020	JEFFERS, KEITH	48.88
141	71300	429	141213226	11/13/2020	JEFFERS, KEITH	37.60
141	72610	399	141213227	11/13/2020	LEO'S PEST CONTROL	125.00
141	72610	399	141213227	11/13/2020	LEO'S PEST CONTROL	100.00
141	72610	399	141213227	11/13/2020	LEO'S PEST CONTROL	100.00
141	72610	399	141213227	11/13/2020	LEO'S PEST CONTROL	90.00
141	72610	399	141213227	11/13/2020	LEO'S PEST CONTROL	150.00
141	72610	399	141213227	11/13/2020	LEO'S PEST CONTROL	240.00
141	72610	399	141213227	11/13/2020	LEO'S PEST CONTROL	60.00
141	72610	399	141213227	11/13/2020	LEO'S PEST CONTROL	30.00
141	72620	499	141213228	11/13/2020	LOWE'S	3,584.40
141	71100	429	141213228	11/13/2020	LOWE'S	208.70
141	71300	429	141213228	11/13/2020	LOWE'S	487.14
141	71300	429	141213228	11/13/2020	LOWE'S	529.23
141	72130	499	141213229	11/13/2020	MARCO PRODUCTS	50.80
141	72710	424	141213231	11/13/2020	MATHESON TRI-GAS INC	61.58
141	72210	355	141213232	11/13/2020	MCKINNEY, TWANA	62.51
141	72610	499	141213233	11/13/2020	MEADE TRACTOR	674.75
141	71100	429	141213234	11/13/2020	OFFICE DEPOT	56.03
141	71100	429	141213234	11/13/2020	OFFICE DEPOT	199.42
141	71100	429	141213234	11/13/2020	OFFICE DEPOT	99.43
141	71100	429	141213234	11/13/2020	OFFICE DEPOT	111.22
141	71100	429	141213234	11/13/2020	OFFICE DEPOT	40.48
141	71100	429	141213234	11/13/2020	OFFICE DEPOT	47.38
141	71100	429	141213234	11/13/2020	OFFICE DEPOT	190.08
141	71100	429	141213234	11/13/2020	OFFICE DEPOT	343.53
141	71100	429	141213234	11/13/2020	OFFICE DEPOT	54.04
141	71100	429	141213234	11/13/2020	OFFICE DEPOT	195.11
141	71100	429	141213234	11/13/2020	OFFICE DEPOT	387.76
141	71100	429	141213234	11/13/2020	OFFICE DEPOT	113.58
141	71100	429	141213234	11/13/2020	OFFICE DEPOT	86.10
141	71100	429	141213234	11/13/2020	OFFICE DEPOT	199.71
141	71100	429	141213234	11/13/2020	OFFICE DEPOT	199.89

		CHECK CHECK				
FND	ACCT	OBJ	NUMBER	DATE	VENDOR	AMOUNT
141	71100	429	141213234	11/13/2020	OFFICE DEPOT	200.26
141	71100	429	141213234	11/13/2020	OFFICE DEPOT	71.84
141	71100	429	141213234	11/13/2020	OFFICE DEPOT	55.11
141	71100	429	141213234	11/13/2020	OFFICE DEPOT	71.30
141	71100	429	141213234	11/13/2020	OFFICE DEPOT	199.74
141	72130	499	141213234	11/13/2020	OFFICE DEPOT	148.56
141	71100	429	141213234	11/13/2020	OFFICE DEPOT	38.88
141	71100	429	141213234	11/13/2020	OFFICE DEPOT	38.88
141	71200	429	141213234	11/13/2020	OFFICE DEPOT	199.46
141	71200	429	141213234	11/13/2020	OFFICE DEPOT	32.02
141	71200	429	141213234	11/13/2020	OFFICE DEPOT	49.15
141	71100	429	141213235	11/13/2020	OFFICE DEPOT INC	11.94
141	71100	429	141213235	11/13/2020	OFFICE DEPOT INC	53.07
141	71100	429	141213235	11/13/2020	OFFICE DEPOT INC	11.57
141	71100	429	141213235	11/13/2020	OFFICE DEPOT INC	49.00
141	71100	429	141213235	11/13/2020	OFFICE DEPOT INC	11.73
141	71100	429	141213235	11/13/2020	OFFICE DEPOT INC	136.94
141	71100	429	141213235	11/13/2020	OFFICE DEPOT INC	62.78
141	71100	429	141213235	11/13/2020	OFFICE DEPOT INC	322.42
141	72610	499	141213236	11/13/2020	OLDE TOWNE SMALL ENG	699.90
141	71100	299	141213237	11/13/2020	THE OMNI GROUP	87.00
141	71100	429	141213238	11/13/2020	OTC BRANDS INC	94.74
141	71100	429	141213238	11/13/2020	OTC BRANDS INC	53.55
141	71100	299	141213239	11/13/2020	PAY FLEX	450.00
141	72210	432	141213240	11/13/2020	PERMA-BOUND	349.42
141	72320	348	141213241	11/13/2020	PITNEY BOWES PURCHAS	1,000.00
141	71100	429	141213242	11/13/2020	QUILL LLC	169.66
141	71100	429	141213243	11/13/2020	SCHOOL SPECIALTY INC	399.83
141	71100	429	141213243	11/13/2020	SCHOOL SPECIALTY INC	395.61
141	71100	429	141213243	11/13/2020	SCHOOL SPECIALTY INC	32.95
141	71100	429	141213243	11/13/2020	SCHOOL SPECIALTY INC	335.05
141	71200	429	141213243	11/13/2020	SCHOOL SPECIALTY INC	86.17
141	72610	499	141213244	11/13/2020	SHARE CORPORATION	878.86
141	72610	499	141213245	11/13/2020	SITE ONE LANDSCAPE S	71.23
141	72610	499	141213245	11/13/2020	SITE ONE LANDSCAPE S	579.24
141	72610	499	141213245	11/13/2020	SITE ONE LANDSCAPE S	142.73
141	72710	450	141213246	11/13/2020	SNIDER FLEET SOLUTIO	5,404.60
141	71100	429	141213248	11/13/2020	TEACHERS SYNERGY, LL	65.38
141	71100	429	141213248	11/13/2020	TEACHERS SYNERGY, LL	199.60
141	71100	429	141213248	11/13/2020	TEACHERS SYNERGY, LL	198.99
141	72620	499	141213249	11/13/2020	TEG ENTERPRISES	62.40
141	72310	599	141213252	11/13/2020	TENN SCHOOL BOARDS A	250.00
141	72220	355	141213254	11/13/2020	THOMPSON, LESLIE	79.90
141	72210	336	141213256	11/13/2020	USI EDUCATION SALES	174.87
141	72210	336	141213256	11/13/2020	USI EDUCATION SALES	7.40
141	71200	599	141213257	11/13/2020	VERIZON WIRELESS	59.72
141	72320	307	141213257	11/13/2020	VERIZON WIRELESS	2,436.58
141	72610	499	141213259	11/13/2020	WASHINGTON FARMERS C	894.00
141	72610	499	141213259	11/13/2020	WASHINGTON FARMERS C	465.00
141	72610	499	141213259	11/13/2020	WASHINGTON FARMERS C	447.00
141	72610	499	141213259	11/13/2020	WASHINGTON FARMERS C	968.50
141	72610	499	141213259	11/13/2020	WASHINGTON FARMERS C	596.00
141	72610	499	141213259	11/13/2020	WASHINGTON FARMERS C	377.98
141	72610	499	141213259	11/13/2020	WASHINGTON FARMERS C	954.00
141	72610	499	141213259	11/13/2020	WASHINGTON FARMERS C	600.00
141	72220	499	141213261	11/13/2020	WESTERN PSYCHOLOGICA	193.60

		CHECK CHECK				
FND	ACCT	OBJ	NUMBER	DATE	VENDOR	AMOUNT
141	72620	499	141213262	11/13/2020	WM. S. TRIMBLE COMPA	897.00
141	71100	399	141213273	11/16/2020	ETSU UNIVERSITY SCHO	305,305.46
141	72510	399	141213274	11/16/2020	SKYWARD INC	429.85
141	73100	207	141213275	11/16/2020	WASHINGTON COUNTY IN	45,219.00
141	72120	599	141213276	11/19/2020	FOOD CITY	5,000.00
141	72310	599	141213277	11/19/2020	TELFORD DINER	225.00
141	72610	434	141213279	11/20/2020	AMERIGAS	593.62
141	72610	434	141213279	11/20/2020	AMERIGAS	158.69
141	72610	434	141213279	11/20/2020	AMERIGAS	343.36
141	72610	434	141213279	11/20/2020	AMERIGAS	131.30
141	72610	434	141213280	11/20/2020	ATMOS ENERGY	43.93
141	72610	434	141213280	11/20/2020	ATMOS ENERGY	65.47
141	72610	434	141213280	11/20/2020	ATMOS ENERGY	50.35
141	72610	434	141213280	11/20/2020	ATMOS ENERGY	169.72
141	72610	434	141213280	11/20/2020	ATMOS ENERGY	201.84
141	72610	434	141213280	11/20/2020	ATMOS ENERGY	106.13
141	72610	434	141213280	11/20/2020	ATMOS ENERGY	72.50
141	72610	434	141213280	11/20/2020	ATMOS ENERGY	39.25
141	72610	434	141213280	11/20/2020	ATMOS ENERGY	570.62
141	72610	434	141213280	11/20/2020	ATMOS ENERGY	601.07
141	72610	499	141213281	11/20/2020	B & H SALES	483.91
141	71100	499	141213282	11/20/2020	BENNETT, VICKY	35.15
141	72610	415	141213283	11/20/2020	BRIGHT RIDGE	6,472.24
141	72610	415	141213283	11/20/2020	BRIGHT RIDGE	776.24
141	72610	415	141213283	11/20/2020	BRIGHT RIDGE	786.92
141	72610	415	141213283	11/20/2020	BRIGHT RIDGE	10,847.95
141	72610	415	141213283	11/20/2020	BRIGHT RIDGE	1,844.45
141	72610	415	141213283	11/20/2020	BRIGHT RIDGE	10,226.69
141	72610	415	141213283	11/20/2020	BRIGHT RIDGE	3,478.71
141	72610	415	141213283	11/20/2020	BRIGHT RIDGE	7,503.54
141	72610	415	141213283	11/20/2020	BRIGHT RIDGE	8,430.01
141	72610	415	141213283	11/20/2020	BRIGHT RIDGE	4,516.75
141	72610	415	141213283	11/20/2020	BRIGHT RIDGE	9,532.61
141	72610	415	141213283	11/20/2020	BRIGHT RIDGE	4,881.27
141	72610	415	141213283	11/20/2020	BRIGHT RIDGE	4,864.58
141	72610	415	141213283	11/20/2020	BRIGHT RIDGE	4,954.63
141	72610	415	141213283	11/20/2020	BRIGHT RIDGE	21,348.96
141	72610	415	141213283	11/20/2020	BRIGHT RIDGE	17,223.24
141	72610	415	141213283	11/20/2020	BRIGHT RIDGE	8,952.08
141	72250	499	141213284	11/20/2020	CDW GOVERNMENT, INC	61.77
141	72250	499	141213284	11/20/2020	CDW GOVERNMENT, INC	495.34
141	72250	499	141213284	11/20/2020	CDW GOVERNMENT, INC	168.67
141	72250	499	141213284	11/20/2020	CDW GOVERNMENT, INC	141.93
141	72250	499	141213284	11/20/2020	CDW GOVERNMENT, INC	957.00
141	72250	499	141213284	11/20/2020	CDW GOVERNMENT, INC	193.70
141	72250	499	141213284	11/20/2020	CDW GOVERNMENT, INC	30.44
141	72250	499	141213284	11/20/2020	CDW GOVERNMENT, INC	126.16
141	72250	499	141213284	11/20/2020	CDW GOVERNMENT, INC	96.74
141	72250	499	141213284	11/20/2020	CDW GOVERNMENT, INC	557.99
141	72250	499	141213284	11/20/2020	CDW GOVERNMENT, INC	136.00
141	72250	499	141213284	11/20/2020	CDW GOVERNMENT, INC	335.12
141	72250	499	141213284	11/20/2020	CDW GOVERNMENT, INC	58.95
141	72320	307	141213285	11/20/2020	CENTURYLINK	18.30
141	72610	399	141213286	11/20/2020	CHEM-AQUA INC	1,332.62
141	71100	429	141213287	11/20/2020	COAST TO COAST COMPU	250.00
141	71100	499	141213288	11/20/2020	DCHS CROSS COUNTRY	1,841.47

		CHECK CHECK				
FND	ACCT	OBJ	NUMBER	DATE	VENDOR	AMOUNT
141	72320	307	141213289	11/20/2020	ENA SERVICES LLC	268.82
141	72320	307	141213289	11/20/2020	ENA SERVICES LLC	419.52
141	72320	307	141213289	11/20/2020	ENA SERVICES LLC	590.06
141	72320	307	141213289	11/20/2020	ENA SERVICES LLC	495.09
141	72320	307	141213289	11/20/2020	ENA SERVICES LLC	178.21
141	72320	307	141213289	11/20/2020	ENA SERVICES LLC	300.80
141	72320	307	141213289	11/20/2020	ENA SERVICES LLC	229.47
141	72320	307	141213289	11/20/2020	ENA SERVICES LLC	233.64
141	72320	307	141213289	11/20/2020	ENA SERVICES LLC	195.27
141	72320	307	141213289	11/20/2020	ENA SERVICES LLC	221.82
141	72320	307	141213289	11/20/2020	ENA SERVICES LLC	240.04
141	72320	307	141213289	11/20/2020	ENA SERVICES LLC	411.76
141	72320	307	141213289	11/20/2020	ENA SERVICES LLC	199.44
141	72320	307	141213289	11/20/2020	ENA SERVICES LLC	202.63
141	72710	307	141213289	11/20/2020	ENA SERVICES LLC	53.30
141	72620	307	141213289	11/20/2020	ENA SERVICES LLC	232.48
141	72620	307	141213289	11/20/2020	ENA SERVICES LLC	219.69
141	72620	307	141213289	11/20/2020	ENA SERVICES LLC	463.10
141	72320	307	141213289	11/20/2020	ENA SERVICES LLC	911.68
141	73300	599	141213289	11/20/2020	ENA SERVICES LLC	96.22
141	71100	429	141213290	11/20/2020	ENA SERVICES	924.00
141	72620	335	141213291	11/20/2020	ESKOLA LLC	6,599.28
141	72620	499	141213292	11/20/2020	FASTENAL	216.00
141	71100	429	141213293	11/20/2020	FOLLETT SCHOOL SOLUT	904.21
141	72610	499	141213294	11/20/2020	FOSTER SIGNS	280.00
141	72610	499	141213294	11/20/2020	FOSTER SIGNS	475.00
141	71300	730	141213295	11/20/2020	GEORGIA EDUCATIONAL	50,000.00
141	72320	399	141213296	11/20/2020	GREAT AMERICA FINANC	169.98
141	72610	499	141213297	11/20/2020	HOOVER'S ARBORSCAPES	9,600.00
141	72610	499	141213297	11/20/2020	HOOVER'S ARBORSCAPES	600.00
141	72250	499	141213298	11/20/2020	INSIGHT DIRECT USA	2,028.53
141	72710	453	141213299	11/20/2020	INTERSTATE BATTERY S	145.90
141	72610	454	141213300	11/20/2020	JOHNSON CITY UTILITY	985.94
141	72610	454	141213300	11/20/2020	JOHNSON CITY UTILITY	951.91
141	72610	454	141213300	11/20/2020	JOHNSON CITY UTILITY	1,824.11
141	72610	359	141213300	11/20/2020	JOHNSON CITY UTILITY	853.50
141	72610	359	141213300	11/20/2020	JOHNSON CITY UTILITY	769.00
141	72610	359	141213300	11/20/2020	JOHNSON CITY UTILITY	224.50
141	72610	359	141213300	11/20/2020	JOHNSON CITY UTILITY	259.00
141	72610	359	141213300	11/20/2020	JOHNSON CITY UTILITY	206.31
141	72610	359	141213300	11/20/2020	JOHNSON CITY UTILITY	240.36
141	72610	359	141213300	11/20/2020	JOHNSON CITY UTILITY	164.25
141	72610	359	141213300	11/20/2020	JOHNSON CITY UTILITY	112.70
141	72610	359	141213300	11/20/2020	JOHNSON CITY UTILITY	484.24
141	72610	454	141213300	11/20/2020	JOHNSON CITY UTILITY	22.08
141	72610	454	141213300	11/20/2020	JOHNSON CITY UTILITY	2,450.08
141	72610	359	141213300	11/20/2020	JOHNSON CITY UTILITY	6,648.00
141	72610	359	141213300	11/20/2020	JOHNSON CITY UTILITY	267.80
141	72320	435	141213301	11/20/2020	JOHNSON CITY PRESS	213.20
141	73901	499	141213302	11/20/2020	JONESBOROUGH ELEMENT	21.21
141	72610	359	141213303	11/20/2020	JONESBOROUGH WATER D	120.00
141	72610	454	141213303	11/20/2020	JONESBOROUGH WATER D	70.43
141	71300	429	141213304	11/20/2020	MORRIS FLAMINGO-STEP	68.36
141	71100	429	141213305	11/20/2020	MUSIC DOCTORS	400.00
141	71100	499	141213305	11/20/2020	MUSIC DOCTORS	480.80
141	71100	499	141213306	11/20/2020	NCTM CONFERENCE	498.00

		CHECK CHECK				
FND	ACCT	OBJ	NUMBER	DATE	VENDOR	AMOUNT
141	71100	429	141213307	11/20/2020	NEARPOD INC	2,000.00
141	72220	499	141213308	11/20/2020	NORTHEAST STATE	15.00
141	71100	429	141213309	11/20/2020	OFFICE DEPOT	196.40
141	71100	429	141213309	11/20/2020	OFFICE DEPOT	399.08
141	71100	429	141213309	11/20/2020	OFFICE DEPOT	199.32
141	71100	429	141213309	11/20/2020	OFFICE DEPOT	199.55
141	71100	429	141213309	11/20/2020	OFFICE DEPOT	199.94
141	71100	429	141213309	11/20/2020	OFFICE DEPOT	199.91
141	71100	429	141213309	11/20/2020	OFFICE DEPOT	199.72
141	71100	429	141213309	11/20/2020	OFFICE DEPOT	199.47
141	71100	429	141213309	11/20/2020	OFFICE DEPOT	198.40
141	71100	429	141213309	11/20/2020	OFFICE DEPOT	196.82
141	71100	429	141213309	11/20/2020	OFFICE DEPOT	196.63
141	71100	429	141213309	11/20/2020	OFFICE DEPOT	226.16
141	71100	429	141213309	11/20/2020	OFFICE DEPOT	332.26
141	71100	429	141213309	11/20/2020	OFFICE DEPOT	43.98
141	71100	429	141213309	11/20/2020	OFFICE DEPOT	299.97
141	71100	429	141213309	11/20/2020	OFFICE DEPOT	197.89
141	71100	429	141213309	11/20/2020	OFFICE DEPOT	198.96
141	71100	429	141213309	11/20/2020	OFFICE DEPOT	199.77
141	72130	499	141213309	11/20/2020	OFFICE DEPOT	25.69
141	72130	499	141213309	11/20/2020	OFFICE DEPOT	45.70
141	72620	499	141213309	11/20/2020	OFFICE DEPOT	99.18
141	71200	429	141213309	11/20/2020	OFFICE DEPOT	199.46
141	71100	429	141213310	11/20/2020	OFFICE DEPOT INC	48.45
141	71100	429	141213310	11/20/2020	OFFICE DEPOT INC	4.99
141	71100	429	141213310	11/20/2020	OFFICE DEPOT INC	16.15
141	71100	429	141213310	11/20/2020	OFFICE DEPOT INC	149.86
141	71100	429	141213310	11/20/2020	OFFICE DEPOT INC	77.64
141	71100	429	141213310	11/20/2020	OFFICE DEPOT INC	199.51
141	71100	429	141213310	11/20/2020	OFFICE DEPOT INC	64.60
141	72610	328	141213311	11/20/2020	PREMIERE BUILDING MA	5,285.25
141	72610	328	141213311	11/20/2020	PREMIERE BUILDING MA	5,822.48
141	72610	328	141213311	11/20/2020	PREMIERE BUILDING MA	3,397.42
141	72610	328	141213311	11/20/2020	PREMIERE BUILDING MA	5,307.39
141	72610	328	141213311	11/20/2020	PREMIERE BUILDING MA	4,555.12
141	72610	328	141213311	11/20/2020	PREMIERE BUILDING MA	5,525.34
141	72610	328	141213311	11/20/2020	PREMIERE BUILDING MA	4,161.20
141	72610	328	141213311	11/20/2020	PREMIERE BUILDING MA	4,113.70
141	72610	328	141213311	11/20/2020	PREMIERE BUILDING MA	12,530.10
141	72610	328	141213311	11/20/2020	PREMIERE BUILDING MA	12,530.10
141	72610	328	141213311	11/20/2020	PREMIERE BUILDING MA	5,836.02
141	72610	328	141213311	11/20/2020	PREMIERE BUILDING MA	144.00
141	72610	328	141213311	11/20/2020	PREMIERE BUILDING MA	108.00
141	72610	328	141213311	11/20/2020	PREMIERE BUILDING MA	616.50
141	72610	328	141213311	11/20/2020	PREMIERE BUILDING MA	117.00
141	72310	599	141213312	11/20/2020	QUALITY TROPHY & ENG	46.00
141	72410	499	141213313	11/20/2020	QUILL LLC	201.37
141	72410	499	141213313	11/20/2020	QUILL LLC	25.80
141	72410	499	141213313	11/20/2020	QUILL LLC	37.83
141	72250	499	141213313	11/20/2020	QUILL LLC	107.01
141	72250	499	141213313	11/20/2020	QUILL LLC	470.49
141	72250	499	141213313	11/20/2020	QUILL LLC	736.50
141	72250	499	141213313	11/20/2020	QUILL LLC	263.47
141	72250	499	141213313	11/20/2020	QUILL LLC	107.01
141	72250	499	141213313	11/20/2020	QUILL LLC	269.97

		CHECK CHECK				
FND	ACCT	OBJ	NUMBER	DATE	VENDOR	AMOUNT
141	72250	499	141213313	11/20/2020	QUILL LLC	300.92
141	72250	499	141213313	11/20/2020	QUILL LLC	244.25
141	72250	499	141213313	11/20/2020	QUILL LLC	127.27
141	72250	499	141213313	11/20/2020	QUILL LLC	431.96
141	72250	499	141213313	11/20/2020	QUILL LLC	708.66
141	72250	499	141213313	11/20/2020	QUILL LLC	495.84
141	72250	499	141213313	11/20/2020	QUILL LLC	199.79
141	71100	429	141213314	11/20/2020	SCHOLASTIC INC	28.00
141	71100	429	141213315	11/20/2020	SCHOLASTIC MAGAZINES	205.46
141	72310	599	141213316	11/20/2020	SHRED A WAY	40.00
141	72310	599	141213316	11/20/2020	SHRED A WAY	40.00
141	71100	499	141213317	11/20/2020	SIX RIVERS MEDIA LLC	75.00
141	72510	399	141213318	11/20/2020	SKYWARD INC	600.00
141	73300	599	141213319	11/20/2020	STATE OF TENNESSEE	80.00
141	72510	355	141213320	11/20/2020	STEVENS, MICHELLE	43.24
141	72120	599	141213321	11/20/2020	SYNCHRONY BANK JCP	302.94
141	71100	217	141213322	11/20/2020	TENN CONSOLIDATED RE	10,521.07
141	71100	429	141213323	11/20/2020	TENNESSEE OFFICE SUP	15.20
141	71100	429	141213323	11/20/2020	TENNESSEE OFFICE SUP	49.47
141	71100	429	141213323	11/20/2020	TENNESSEE OFFICE SUP	2.08
141	71100	429	141213323	11/20/2020	TENNESSEE OFFICE SUP	6.63
141	71100	429	141213323	11/20/2020	TENNESSEE OFFICE SUP	49.95
141	71100	429	141213323	11/20/2020	TENNESSEE OFFICE SUP	8.66
141	71100	429	141213323	11/20/2020	TENNESSEE OFFICE SUP	208.70
141	71100	429	141213323	11/20/2020	TENNESSEE OFFICE SUP	149.44
141	71100	429	141213323	11/20/2020	TENNESSEE OFFICE SUP	195.13
141	71100	429	141213323	11/20/2020	TENNESSEE OFFICE SUP	184.86
141	71100	429	141213323	11/20/2020	TENNESSEE OFFICE SUP	27.57
141	71100	429	141213323	11/20/2020	TENNESSEE OFFICE SUP	96.51
141	71100	429	141213323	11/20/2020	TENNESSEE OFFICE SUP	199.40
141	71100	429	141213323	11/20/2020	TENNESSEE OFFICE SUP	115.18
141	71100	429	141213323	11/20/2020	TENNESSEE OFFICE SUP	182.58
141	71100	429	141213323	11/20/2020	TENNESSEE OFFICE SUP	143.48
141	71100	429	141213323	11/20/2020	TENNESSEE OFFICE SUP	10.93
141	71100	429	141213323	11/20/2020	TENNESSEE OFFICE SUP	136.33
141	71100	429	141213323	11/20/2020	TENNESSEE OFFICE SUP	199.82
141	71100	429	141213323	11/20/2020	TENNESSEE OFFICE SUP	38.76
141	71100	429	141213323	11/20/2020	TENNESSEE OFFICE SUP	180.98
141	71100	429	141213323	11/20/2020	TENNESSEE OFFICE SUP	198.56
141	71100	429	141213323	11/20/2020	TENNESSEE OFFICE SUP	1.95
141	71100	429	141213323	11/20/2020	TENNESSEE OFFICE SUP	199.67
141	71100	429	141213323	11/20/2020	TENNESSEE OFFICE SUP	128.38
141	71300	429	141213323	11/20/2020	TENNESSEE OFFICE SUP	284.18
141	71100	429	141213324	11/20/2020	TENNESSEE HISTORY FO	80.00
141	72620	499	141213325	11/20/2020	TMS SOUTH	996.07
141	72620	499	141213325	11/20/2020	TMS SOUTH	170.44
141	72620	499	141213325	11/20/2020	TMS SOUTH	539.55
141	72710	453	141213326	11/20/2020	TRUCK PRO	57.33
141	72710	453	141213326	11/20/2020	TRUCK PRO	43.56
141	72710	453	141213326	11/20/2020	TRUCK PRO	744.25
141	71100	299	141213327	11/20/2020	TRUSTMARK SOLUTIONS	50.51
141	72320	307	141213328	11/20/2020	VERIZON WIRELESS	80.68
141	72710	330	141213344	11/25/2020	ALLY	331.59
141	72710	412	141213345	11/25/2020	BUTLER, OLIVIA	41.14
141	72210	499	141213347	11/25/2020	COMMITTEE FOR CHILDR	2,749.00
141	71100	499	141213348	11/25/2020	DANIEL BOONE HIGH SC	234.86

		CHECK CHECK				
FND	ACCT	OBJ	NUMBER	DATE	VENDOR	AMOUNT
141	71100	499	141213349	11/25/2020	DAVID CROCKETT HIGH	313.48
141	71100	499	141213350	11/25/2020	EDUCATORS PUBLISHING	1,998.60
141	71300	429	141213352	11/25/2020	INSIGHT DIRECT USA	213.04
141	72610	454	141213353	11/25/2020	JONESBOROUGH WATER D	24.90
141	72610	454	141213353	11/25/2020	JONESBOROUGH WATER D	101.61
141	72610	359	141213353	11/25/2020	JONESBOROUGH WATER D	330.00
141	72610	454	141213353	11/25/2020	JONESBOROUGH WATER D	91.13
141	72610	454	141213353	11/25/2020	JONESBOROUGH WATER D	323.33
141	72610	359	141213353	11/25/2020	JONESBOROUGH WATER D	570.00
141	72610	454	141213353	11/25/2020	JONESBOROUGH WATER D	649.13
141	72610	359	141213353	11/25/2020	JONESBOROUGH WATER D	570.00
141	72610	454	141213353	11/25/2020	JONESBOROUGH WATER D	351.80
141	72610	454	141213353	11/25/2020	JONESBOROUGH WATER D	300.36
141	72250	499	141213354	11/25/2020	OFFICE DEPOT	349.99
141	71100	429	141213354	11/25/2020	OFFICE DEPOT	199.60
141	71100	429	141213354	11/25/2020	OFFICE DEPOT	63.93
141	71100	429	141213354	11/25/2020	OFFICE DEPOT	60.10
141	71100	429	141213354	11/25/2020	OFFICE DEPOT	128.88
141	71100	429	141213354	11/25/2020	OFFICE DEPOT	128.99
141	71100	429	141213354	11/25/2020	OFFICE DEPOT	199.50
141	71100	429	141213354	11/25/2020	OFFICE DEPOT	45.56
141	71100	429	141213354	11/25/2020	OFFICE DEPOT	5.84
141	71100	429	141213354	11/25/2020	OFFICE DEPOT	148.17
141	71100	429	141213354	11/25/2020	OFFICE DEPOT	129.76
141	71100	429	141213354	11/25/2020	OFFICE DEPOT	199.86
141	71100	429	141213354	11/25/2020	OFFICE DEPOT	181.67
141	71100	429	141213354	11/25/2020	OFFICE DEPOT	25.66
141	71100	429	141213354	11/25/2020	OFFICE DEPOT	167.76
141	71100	429	141213354	11/25/2020	OFFICE DEPOT	197.84
141	71100	429	141213354	11/25/2020	OFFICE DEPOT	399.17
141	71100	429	141213354	11/25/2020	OFFICE DEPOT	192.77
141	71100	429	141213354	11/25/2020	OFFICE DEPOT	61.77
141	72130	499	141213354	11/25/2020	OFFICE DEPOT	24.50
141	72130	499	141213354	11/25/2020	OFFICE DEPOT	426.32
141	71200	429	141213354	11/25/2020	OFFICE DEPOT	3.69
141	71200	429	141213354	11/25/2020	OFFICE DEPOT	105.46
141	71200	429	141213354	11/25/2020	OFFICE DEPOT	34.28
141	71200	429	141213354	11/25/2020	OFFICE DEPOT	1.19
141	71200	429	141213354	11/25/2020	OFFICE DEPOT	81.62
141	71100	299	141213355	11/25/2020	THE OMNI GROUP	87.00
141	72130	499	141213356	11/25/2020	SCHOLASTIC INC	90.00
141	71100	429	141213357	11/25/2020	SCHOLASTIC MAGAZINES	329.67
141	71100	429	141213357	11/25/2020	SCHOLASTIC MAGAZINES	313.17
141	71100	429	141213357	11/25/2020	SCHOLASTIC MAGAZINES	1,711.38
141	71100	429	141213358	11/25/2020	STUDIES WEEKLY	375.75
141	71200	429	141213359	11/25/2020	SUPER DUPER PUBLICAT	32.45
141	71100	210	141213362	11/25/2020	TN DEPT OF LABOR & W	839.35
141	72710	599	141213363	11/25/2020	WASHINGTON COUNTY CO	16.00
141	72130	499	141213364	11/25/2020	YOUTHLIGHT, INC	231.55
141	72610	399	141213365	11/30/2020	CES CORPORATION	260.00
141	72610	399	141213365	11/30/2020	CES CORPORATION	220.00
141	72610	399	141213365	11/30/2020	CES CORPORATION	380.00
141	72610	399	141213365	11/30/2020	CES CORPORATION	380.00
141	72610	399	141213365	11/30/2020	CES CORPORATION	220.00
141	72610	399	141213365	11/30/2020	CES CORPORATION	300.00
141	72610	399	141213365	11/30/2020	CES CORPORATION	304.00

		CHECK CHECK				
FND	ACCT	OBJ	NUMBER	DATE	VENDOR	AMOUNT
141	72610	399	141213365	11/30/2020	CES CORPORATION	304.00
141	72610	399	141213365	11/30/2020	CES CORPORATION	220.00
141	72610	399	141213365	11/30/2020	CES CORPORATION	300.00
141	72610	399	141213365	11/30/2020	CES CORPORATION	220.00
141	72610	399	141213365	11/30/2020	CES CORPORATION	220.00
141	72610	399	141213365	11/30/2020	CES CORPORATION	987.00
141	72610	399	141213365	11/30/2020	CES CORPORATION	988.00
141	72610	399	141213365	11/30/2020	CES CORPORATION	380.00
141	71100	299	141213366	11/30/2020	CHLIC	3,143.88
141	72120	355	141213367	11/30/2020	COLLETTE, TERESA	24.91
141	71100	299	141213368	11/30/2020	CULBERTSON, ALICIA	47.00
141	72120	355	141213369	11/30/2020	HARRIS, CHELSAE	10.34
141	72120	355	141213370	11/30/2020	LANE, PATRICIA	88.36
141	71100	299	141213371	11/30/2020	LAWSON, AMY	135.00
141	72310	355	141213372	11/30/2020	MASTERS, MIKE	114.00
141	72310	355	141213372	11/30/2020	MASTERS, MIKE	282.00
141	72510	355	141213373	11/30/2020	MASTERS, PAUL	21.62
141	72210	355	141213374	11/30/2020	MONEY, JEANA	53.11
141	71100	206	141213375	11/30/2020	AMERICAN UNITED LIFE	1,500.00
141	71100	299	141213375	11/30/2020	AMERICAN UNITED LIFE	758.37
141	71200	206	141213375	11/30/2020	AMERICAN UNITED LIFE	281.00
141	71300	206	141213375	11/30/2020	AMERICAN UNITED LIFE	130.50
141	72110	206	141213375	11/30/2020	AMERICAN UNITED LIFE	4.40
141	72120	206	141213375	11/30/2020	AMERICAN UNITED LIFE	44.30
141	72130	206	141213375	11/30/2020	AMERICAN UNITED LIFE	77.80
141	72210	206	141213375	11/30/2020	AMERICAN UNITED LIFE	92.10
141	72220	206	141213375	11/30/2020	AMERICAN UNITED LIFE	47.30
141	72230	206	141213375	11/30/2020	AMERICAN UNITED LIFE	6.10
141	72320	206	141213375	11/30/2020	AMERICAN UNITED LIFE	17.40
141	72410	206	141213375	11/30/2020	AMERICAN UNITED LIFE	179.50
141	72510	206	141213375	11/30/2020	AMERICAN UNITED LIFE	6.00
141	72610	206	141213375	11/30/2020	AMERICAN UNITED LIFE	69.50
141	72620	206	141213375	11/30/2020	AMERICAN UNITED LIFE	28.10
141	72710	206	141213375	11/30/2020	AMERICAN UNITED LIFE	151.70
141	72810	206	141213375	11/30/2020	AMERICAN UNITED LIFE	7.60
141	73100	206	141213375	11/30/2020	AMERICAN UNITED LIFE	166.40
141	72250	206	141213375	11/30/2020	AMERICAN UNITED LIFE	47.90
141	71100	299	141213375	11/30/2020	AMERICAN UNITED LIFE	48.54
141	71100	299	141213376	11/30/2020	PRICE, BROOKE	135.00
141	71100	299	141213377	11/30/2020	REYNOLDS, CATHY	135.00
141	72310	355	141213378	11/30/2020	RIDDLE, WHITNEY	282.00
141	72310	355	141213378	11/30/2020	RIDDLE, WHITNEY	114.00
141	71100	299	141213379	11/30/2020	STREET, ROBIN	135.00
141	72120	355	141213380	11/30/2020	THOMAS, KARRIE	129.72
141	72620	499	141213381	11/30/2020	THOMPSON & LITTON IN	2,500.00
141	72120	355	141213382	11/30/2020	WAGNER, KELLY	58.75
Totals for checks						961,440.51

FUND SUMMARY

<u>FUND</u>	<u>DESCRIPTION</u>	<u>BALANCE SHEET</u>	<u>REVENUE</u>	<u>EXPENSE</u>	<u>TOTAL</u>
141	GENERAL PURPOSE SCHOOL	0.00	0.00	961,440.51	961,440.51
***	Fund Summary Totals ***	0.00	0.00	961,440.51	961,440.51

***** End of report *****

Fnd T	Acct	Obj	Prj	Loc	Prg	Account Level Description	2020-21 Budget	November 2020-21 Monthly Activity	2020-21 FYTD Activity	Encumbered Amount	Unexpended Balance - YTD Act	2020-21 FYTD %
71100						REGULAR INSTRUCTION						
141	E	71100	116	000	00000	000 REGULAR TEACHERS	23,413,503.00	1,768,689.57	5,478,758.08	0.00	17,934,744.92	23.40
141	E	71100	117	000	00000	000 CAREER LADDER PROGRAM	107,865.00	30,181.10	30,181.10	0.00	77,683.90	27.98
141	E	71100	127	000	00000	000 CAREER LADDER EXTENDED CONTRAC	0.00	0.00	0.00	0.00	0.00	0.00
141	E	71100	128	000	00000	000 HOMEBOUND TEACHERS	15,300.00	600.00	1,740.00	0.00	13,560.00	11.37
141	E	71100	163	000	00000	000 EDUCATIONAL ASSISTANTS	1,367,480.00	85,167.31	314,532.49	0.00	1,052,947.51	23.00
141	E	71100	195	000	00000	000 CERTIFIED SUBSTITUTE TEACHERS	200,000.00	25,793.40	68,053.51	0.00	131,946.49	34.03
141	E	71100	198	000	00000	000 NON-CERTIFIED SUBSTITUTE TEACH	302,000.00	15,330.00	22,925.20	0.00	279,074.80	7.59
141	E	71100	201	000	00000	000 SOCIAL SECURITY	1,575,181.00	110,355.36	337,050.96	0.00	1,238,130.04	21.40
141	E	71100	201	000	00000	100	0.00	0.00	0.00	0.00	0.00	0.00
141	E	71100	204	000	00000	000 STATE RETIREMENT	2,548,631.00	183,111.17	559,384.53	0.00	1,989,246.47	21.95
141	E	71100	206	000	00000	000 LIFE INSURANCE	15,000.00	3,000.00	4,500.00	0.00	10,500.00	30.00
141	E	71100	207	000	00000	000 MEDICAL INSURANCE	4,359,166.00	376,231.18	1,182,725.05	0.00	3,176,440.95	27.13
141	E	71100	210	000	00000	000 UNEMPLOYMENT COMPENSATION	32,000.00	9,507.86	11,944.03	0.00	20,055.97	37.33
141	E	71100	212	000	00000	000 EMPLOYER MEDICARE	368,389.00	26,162.57	79,945.48	0.00	288,443.52	21.70
141	E	71100	212	000	00000	100	0.00	0.00	0.00	0.00	0.00	0.00
141	E	71100	217	000	00000	000 RETIREMENT-HYBRID STABILIZATIO	108,000.00	10,521.07	21,425.92	0.00	86,574.08	19.84
141	E	71100	299	000	00000	000 OTHER FRINGE BENEFITS	80,000.00	2,791.74	10,411.10	0.00	69,588.90	13.01
141	E	71100	336	000	00000	000 MAINTENANCE AND REPAIR SERVICE	0.00	0.00	0.00	0.00	0.00	0.00
141	E	71100	399	000	00000	000 OTHER CONTRACTED SERVICES	4,118,768.00	305,305.46	1,062,730.79	0.00	3,056,037.21	25.80
141	E	71100	429	000	00000	000 INSTRUCTIONAL SUPPLIES & MATER	200,000.00	0.00	1,474.45	0.00	198,525.55	0.74
141	E	71100	429	000	00002	000 INSTRUCTIONAL SUPPLIES-ASBURY	0.00	0.00	492.65	0.00	-492.65	0.00
141	E	71100	429	000	00003	000 INSTRUCTIONAL SUPPLIES-MIDWAY	0.00	0.00	392.52	0.00	-392.52	0.00
141	E	71100	429	000	00004	000 INSTRUCTIONAL SUPPLIES-BCES	0.00	3,452.23	7,442.25	0.00	-7,442.25	0.00
141	E	71100	429	000	00005	000 INSTRUCTIONAL SUPPLIES-BCMS	0.00	0.00	0.00	0.00	0.00	0.00
141	E	71100	429	000	00006	000 INSTRUCTIONAL SUPPLIES-GVES	0.00	849.34	2,795.80	0.00	-2,795.80	0.00
141	E	71100	429	000	00007	000 INSTRUCTIONAL SUPPLIES-FBES	0.00	1,655.65	2,563.37	0.00	-2,563.37	0.00
141	E	71100	429	000	00008	000 INSTRUCTIONAL SUPPLIES-GES	0.00	700.70	3,481.14	0.00	-3,481.14	0.00
141	E	71100	429	000	00009	000 INSTRUCTIONAL SUPPLIES-JES	0.00	1,426.94	5,220.44	0.00	-5,220.44	0.00
141	E	71100	429	000	00010	000 INSTRUCTIONAL SUPPLIES-JMS	0.00	3,014.58	4,076.88	0.00	-4,076.88	0.00
141	E	71100	429	000	00011	000 INSTRUCTIONAL SUPPLIES-LES	0.00	1,483.87	4,271.97	0.00	-4,271.97	0.00
141	E	71100	429	000	00012	000 INSTRUCTIONAL SUPPLIES-SCES	0.00	538.84	2,510.80	0.00	-2,510.80	0.00
141	E	71100	429	000	00013	000 INSTRUCTIONAL SUPPLIES-SSES	0.00	1,909.18	3,980.44	0.00	-3,980.44	0.00
141	E	71100	429	000	00014	000 INSTRUCTIONAL SUPPLIES-WVES	0.00	3,614.60	5,175.28	0.00	-5,175.28	0.00
141	E	71100	429	000	00015	000 INSTRUCTIONAL SUPPLIES-DBHS	0.00	2,770.71	6,429.77	0.00	-6,429.77	0.00
141	E	71100	429	000	00016	000 INSTRUCTIONAL SUPPLIES-DCHS	0.00	4,077.43	9,202.34	0.00	-9,202.34	0.00
141	E	71100	429	000	00025	000 INSTRUCTIONAL SUPPLIES-RVES	0.00	2,645.71	4,616.88	0.00	-4,616.88	0.00
141	E	71100	449	000	00000	000 TEXTBOOKS	885,000.00	0.00	73,866.68	0.00	811,133.32	8.35
141	E	71100	499	000	00000	000 OTHER SUPPLIES AND MATERIALS	452,832.00	4,484.39	200,516.30	0.00	252,315.70	44.28

Account Level						2020-21	November 2020-21	2020-21	Encumbered	Unexpended	2020-21
Fnd	T Acct	Obj	Prj	Loc	Prg Description	Budget	Monthly Activity	FYTD Activity	Amount	Balance - YTD Act	FYTD %
71100					REGULAR INSTRUCTION						
141	E	71100	499	000	00000 100 OTHER SUPPLIES-CIVICS GRANT	0.00	0.00	1,928.35	0.00	-1,928.35	0.00
141	E	71100	499	000	00000 802 INSTR. SCIENCE CLASS SUPPLIES	24,000.00	0.00	125.00	0.00	23,875.00	0.52
141	E	71100	499	000	00002 000 OTHER SUPPLIES & MAT.-ASBURY	0.00	0.00	0.00	0.00	0.00	0.00
141	E	71100	499	000	00003 000 OTHER SUPPLIES & MAT.-MIDWAY	0.00	0.00	0.00	0.00	0.00	0.00
141	E	71100	499	000	00004 000 OTHER SUPPLIES & MAT.-BCES	0.00	0.00	0.00	0.00	0.00	0.00
141	E	71100	499	000	00005 000 OTHER SUPPLIES & MAT.-BCMS	0.00	0.00	0.00	0.00	0.00	0.00
141	E	71100	499	000	00006 000 OTHER SUPPLIES & MAT.-GVES	0.00	0.00	0.00	0.00	0.00	0.00
141	E	71100	499	000	00007 000 OTHER SUPPLIES & MAT.-FBES	0.00	0.00	0.00	0.00	0.00	0.00
141	E	71100	499	000	00008 000 OTHER SUPPLIES & MAT.-GES	0.00	0.00	0.00	0.00	0.00	0.00
141	E	71100	499	000	00009 000 OTHER SUPPLIES & MAT.-JES	0.00	0.00	0.00	0.00	0.00	0.00
141	E	71100	499	000	00010 000 OTHER SUPPLIES & MAT.-JMS	0.00	0.00	0.00	0.00	0.00	0.00
141	E	71100	499	000	00011 000 OTHER SUPPLIES & MAT.-LES	0.00	0.00	0.00	0.00	0.00	0.00
141	E	71100	499	000	00012 000 OTHER SUPPLIES & MAT.-SCES	0.00	0.00	0.00	0.00	0.00	0.00
141	E	71100	499	000	00013 000 OTHER SUPPLIES & MAT.-SSES	0.00	0.00	0.00	0.00	0.00	0.00
141	E	71100	499	000	00014 000 OTHER SUPPLIES & MAT.-WVES	0.00	0.00	0.00	0.00	0.00	0.00
141	E	71100	499	000	00015 000 OTHER SUPPLIES & MAT.-DBHS	0.00	992.27	2,142.27	0.00	-2,142.27	0.00
141	E	71100	499	000	00016 000 OTHER SUPPLIES & MAT.-DCHS	0.00	480.80	22,160.80	0.00	-22,160.80	0.00
141	E	71100	499	000	00025 000 OTHER SUPPLIES & MAT.-RVES	0.00	0.00	0.00	0.00	0.00	0.00
141	E	71100	599	000	00000 000 OTHER CHARGES	0.00	0.00	0.00	0.00	0.00	0.00
						<hr/>	<hr/>	<hr/>	<hr/>	<hr/>	<hr/>
141	E	71100	---	---	-----	40,173,115.00	2,986,845.03	9,551,174.62	0.00	30,621,940.38	23.78
						<hr/>	<hr/>	<hr/>	<hr/>	<hr/>	<hr/>
71200					SPECIAL EDUCATION PROGRAM						
141	E	71200	116	000	00000 000 SP.ED. TEACHERS	2,448,912.00	206,938.38	629,824.51	0.00	1,819,087.49	25.72
141	E	71200	117	000	00000 000 CAREER LADDER PROGRAM	12,000.00	3,000.00	3,000.00	0.00	9,000.00	25.00
141	E	71200	128	000	00000 000 HOMEBOUND TEACHERS	20,400.00	1,725.00	4,960.00	0.00	15,440.00	24.31
141	E	71200	163	000	00000 000 EDUCATIONAL ASSISTANTS	348,333.00	20,818.50	72,192.41	0.00	276,140.59	20.73
141	E	71200	171	000	00000 000 SPEECH PATHOLOGIST	198,272.00	16,522.67	49,568.01	0.00	148,703.99	25.00
141	E	71200	189	000	00000 000 OTHER SALARIES	167,242.00	7,820.74	42,879.32	0.00	124,362.68	25.64
141	E	71200	195	000	00000 000 CERTIFIED SUBSTITUTE TEACHERS	20,000.00	0.00	875.00	0.00	19,125.00	4.38
141	E	71200	198	000	00000 000 NON-CERTIFIED SUBSTITUTE TEACH	65,000.00	0.00	700.00	0.00	64,300.00	1.08
141	E	71200	201	000	00000 000 SOCIAL SECURITY	203,370.00	14,942.14	46,814.38	0.00	156,555.62	23.02
141	E	71200	204	000	00000 000 STATE RETIREMENT	324,740.00	24,683.63	76,877.52	0.00	247,862.48	23.67
141	E	71200	206	000	00000 000 LIFE INSURANCE	2,810.00	562.00	843.00	0.00	1,967.00	30.00
141	E	71200	207	000	00000 000 MEDICAL INSURANCE	522,602.00	52,810.00	153,972.21	0.00	368,629.79	29.46

Account Level		2020-21	November 2020-21	2020-21	Encumbered	Unexpended	2020-21
Fnd T Acct	Obj Prj Loc Prg Description	Budget	Monthly Activity	FYTD Activity	Amount	Balance - YTD Act	FYTD %
71200	SPECIAL EDUCATION PROGRAM						
141 E 71200 212 000 00000 000	EMPLOYER MEDICARE	47,562.00	3,494.52	10,948.65	0.00	36,613.35	23.02
141 E 71200 299 000 00000 000	OTHER FRINGE BENEFITS	0.00	0.00	0.00	0.00	0.00	0.00
141 E 71200 399 000 00000 000	OTHER CONTRACTED SERVICES	6,000.00	0.00	0.00	0.00	6,000.00	0.00
141 E 71200 429 000 00000 000	INSTRUCTIONAL SUPPLIES & MATER	22,400.00	1,836.17	8,036.99	0.00	14,363.01	35.88
141 E 71200 429 000 00002 000	INSTRUCIONAL SUP. & MAT.-ASBU	0.00	0.00	0.00	0.00	0.00	0.00
141 E 71200 429 000 00003 000	INSTRUCIONAL SUP. & MAT.-MIDW	0.00	0.00	0.00	0.00	0.00	0.00
141 E 71200 429 000 00004 000	INSTRUCIONAL SUP. & MAT.-BCES	0.00	281.08	1,309.33	0.00	-1,309.33	0.00
141 E 71200 429 000 00005 000	INSTRUCIONAL SUP. & MAT.-BCMS	0.00	0.00	0.00	0.00	0.00	0.00
141 E 71200 429 000 00006 000	INSTRUCIONAL SUP. & MAT.-GVES	0.00	231.91	825.44	0.00	-825.44	0.00
141 E 71200 429 000 00007 000	INSTRUCIONAL SUP. & MAT.-PBES	0.00	0.00	0.00	0.00	0.00	0.00
141 E 71200 429 000 00008 000	INSTRUCIONAL SUP. & MAT.-GES	0.00	0.00	82.70	0.00	-82.70	0.00
141 E 71200 429 000 00009 000	INSTRUCIONAL SUP. & MAT.-JES	0.00	35.47	157.72	0.00	-157.72	0.00
141 E 71200 429 000 00010 000	INSTRUCIONAL SUP. & MAT.-JMS	0.00	0.00	397.00	0.00	-397.00	0.00
141 E 71200 429 000 00011 000	INSTRUCIONAL SUP. & MAT.-LES	0.00	200.00	200.00	0.00	-200.00	0.00
141 E 71200 429 000 00012 000	INSTRUCIONAL SUP. & MAT.-SCES	0.00	0.00	0.00	0.00	0.00	0.00
141 E 71200 429 000 00013 000	INSTRUCIONAL SUP. & MAT.-SSES	0.00	0.00	0.00	0.00	0.00	0.00
141 E 71200 429 000 00014 000	INSTRUCIONAL SUP. & MAT.-WVES	0.00	0.00	378.72	0.00	-378.72	0.00
141 E 71200 429 000 00015 000	INSTRUCIONAL SUP. & MAT.-DBHS	0.00	0.00	397.63	0.00	-397.63	0.00
141 E 71200 429 000 00016 000	INSTRUCIONAL SUP. & MAT.-DCHS	0.00	190.32	388.68	0.00	-388.68	0.00
141 E 71200 429 000 00025 000	INSTRUCIONAL SUP. & MAT.-RVES	0.00	0.00	295.97	0.00	-295.97	0.00
141 E 71200 599 000 00000 000	OTHER CHARGES	6,140.00	59.72	302.36	0.00	5,837.64	4.92
141 E 71200 --- --- --- ---		4,415,783.00	356,152.25	1,106,227.55	0.00	3,309,555.45	25.05
=====		=====	=====	=====	=====	=====	=====
71300	VOCATIONAL EDUCATION PROGRAM						
141 E 71300 116 000 00000 000	VOCATIONAL TEACHERS	1,677,424.00	141,678.92	479,061.35	0.00	1,198,362.65	28.56
141 E 71300 117 000 00000 000	CAREER LADDER PROGRAM	2,000.00	0.00	0.00	0.00	2,000.00	0.00
141 E 71300 163 000 00000 000	EDUCATIONAL ASSISTANTS	12,400.00	0.00	0.00	0.00	12,400.00	0.00
141 E 71300 195 000 00000 000	CERTIFIED SUBSTITUTE TEACHERS	20,000.00	0.00	1,400.00	0.00	18,600.00	7.00
141 E 71300 198 000 00000 000	NON-CERTIFIED SUBSTITUTE TEACH	25,000.00	0.00	140.00	0.00	24,860.00	0.56
141 E 71300 201 000 00000 000	SOCIAL SECURITY	107,683.00	8,330.32	28,358.61	0.00	79,324.39	26.34
141 E 71300 204 000 00000 000	STATE RETIREMENT	173,668.00	14,096.37	47,626.08	0.00	126,041.92	27.42
141 E 71300 206 000 00000 000	LIFE INSURANCE	1,305.00	261.00	391.50	0.00	913.50	30.00
141 E 71300 207 000 00000 000	MEDICAL INSURANCE	241,465.00	26,120.93	77,014.53	0.00	164,450.47	31.89
141 E 71300 212 000 00000 000	EMPLOYER MEDICARE	25,184.00	1,948.23	6,632.28	0.00	18,551.72	26.34

Fnd T	Acct	Obj	Prj	Loc	Prg	Account Level Description	2020-21 Budget	November Monthly Activity	2020-21 FYTD Activity	Encumbered Amount	Unexpended Balance - YTD Act	2020-21 FYTD %
71300						VOCATIONAL EDUCATION PROGRAM						
141 E	71300	299	000	00000	000	OTHER FRINGE BENEFITS	503.00	0.00	0.00	0.00	503.00	0.00
141 E	71300	429	000	00000	000	INSTRUCTIONAL SUPPLIES & MATER	87,030.00	276.48	9,093.90	0.00	77,936.10	10.45
141 E	71300	429	000	00002	000	INSTRUCTIONAL SUP. & MAT-ASB	0.00	0.00	0.00	0.00	0.00	0.00
141 E	71300	429	000	00003	000	INSTRUCTIONAL SUP. & MAT-MIDWA	0.00	0.00	0.00	0.00	0.00	0.00
141 E	71300	429	000	00004	000	INSTRUCTIONAL SUP. & MAT-BCES	0.00	0.00	0.00	0.00	0.00	0.00
141 E	71300	429	000	00005	000	INSTRUCTIONAL SUP. & MAT-BCMS	0.00	0.00	0.00	0.00	0.00	0.00
141 E	71300	429	000	00006	000	INSTRUCTIONAL SUP. & MAT-GVES	0.00	0.00	0.00	0.00	0.00	0.00
141 E	71300	429	000	00007	000	INSTRUCTIONAL SUP. & MAT-FBES	0.00	0.00	0.00	0.00	0.00	0.00
141 E	71300	429	000	00008	000	INSTRUCTIONAL SUP. & MAT-GES	0.00	0.00	0.00	0.00	0.00	0.00
141 E	71300	429	000	00009	000	INSTRUCTIONAL SUP. & MAT-JES	0.00	0.00	0.00	0.00	0.00	0.00
141 E	71300	429	000	00010	000	INSTRUCTIONAL SUP. & MAT-JMS	0.00	0.00	0.00	0.00	0.00	0.00
141 E	71300	429	000	00011	000	INSTRUCTIONAL SUP. & MAT-LES	0.00	0.00	0.00	0.00	0.00	0.00
141 E	71300	429	000	00012	000	INSTRUCTIONAL SUP. & MAT-SCES	0.00	0.00	0.00	0.00	0.00	0.00
141 E	71300	429	000	00013	000	INSTRUCTIONAL SUP. & MAT-SSES	0.00	0.00	0.00	0.00	0.00	0.00
141 E	71300	429	000	00014	000	INSTRUCTIONAL SUP. & MAT-WVES	0.00	0.00	0.00	0.00	0.00	0.00
141 E	71300	429	000	00015	000	INSTRUCTIONAL SUP. & MAT-DBHS	0.00	1,695.18	8,988.01	0.00	-8,988.01	0.00
141 E	71300	429	000	00016	000	INSTRUCTIONAL SUP. & MAT-DCHS	0.00	1,490.45	6,343.74	0.00	-6,343.74	0.00
141 E	71300	429	000	00025	000	INSTRUCTIONAL SUP. & MAT-RVES	0.00	0.00	0.00	0.00	0.00	0.00
141 E	71300	718	000	00000	000	MOTOR VEHICLE	0.00	0.00	0.00	0.00	0.00	0.00
141 E	71300	730	000	00000	000	VOCATIONAL INSTRUCTION EQUIPME	271,000.00	50,000.00	124,346.00	0.00	146,654.00	45.88
141 E	71300	730	000	00002	000	VOCATIONAL INSTR EQUIP-ASB	0.00	0.00	0.00	0.00	0.00	0.00
141 E	71300	730	000	00003	000	VOCATIONAL INSTR EQUIP-MIDWAY	0.00	0.00	0.00	0.00	0.00	0.00
141 E	71300	730	000	00004	000	VOCATIONAL INSTR EQUIP-BCES	0.00	0.00	0.00	0.00	0.00	0.00
141 E	71300	730	000	00005	000	VOCATIONAL INSTR EQUIP-BCMS	0.00	0.00	0.00	0.00	0.00	0.00
141 E	71300	730	000	00006	000	VOCATIONAL INSTR EQUIP-GVES	0.00	0.00	0.00	0.00	0.00	0.00
141 E	71300	730	000	00007	000	VOCATIONAL INSTR EQUIP-FBES	0.00	0.00	0.00	0.00	0.00	0.00
141 E	71300	730	000	00008	000	VOCATIONAL INSTR EQUIP-GES	0.00	0.00	0.00	0.00	0.00	0.00
141 E	71300	730	000	00009	000	VOCATIONAL INSTR EQUIP-JES	0.00	0.00	0.00	0.00	0.00	0.00
141 E	71300	730	000	00010	000	VOCATIONAL INSTR EQUIP-JMS	0.00	0.00	0.00	0.00	0.00	0.00
141 E	71300	730	000	00011	000	VOCATIONAL INSTR EQUIP-LES	0.00	0.00	0.00	0.00	0.00	0.00
141 E	71300	730	000	00012	000	VOCATIONAL INSTR EQUIP-SCES	0.00	0.00	0.00	0.00	0.00	0.00
141 E	71300	730	000	00013	000	VOCATIONAL INSTR EQUIP-SSES	0.00	0.00	0.00	0.00	0.00	0.00
141 E	71300	730	000	00014	000	VOCATIONAL INSTR EQUIP-WVES	0.00	0.00	0.00	0.00	0.00	0.00
141 E	71300	730	000	00015	000	VOCATIONAL INSTR EQUIP-DBHS	0.00	0.00	0.00	0.00	0.00	0.00
141 E	71300	730	000	00016	000	VOCATIONAL INSTR EQUIP-DCHS	0.00	0.00	0.00	0.00	0.00	0.00
141 E	71300	730	000	00025	000	VOCATIONAL INSTR EQUIP-RVES	0.00	0.00	0.00	0.00	0.00	0.00
141 E	71300	---	---	-----	---		2,644,662.00	245,897.88	789,396.00	0.00	1,855,266.00	29.85

Fnd T Acct	Obj Prj Loc	Prg Description	2020-21 Budget	November 2020-21 Monthly Activity	2020-21 FYTD Activity	Encumbered Amount	Unexpended Balance - YTD Act	2020-21 FYTD %
72110 ATTENDANCE PROGRAM								
141 E 72110	---	---	142,267.00	11,889.30	49,096.40	0.00	93,170.60	34.51
=====								
72120 HEALTH SERVICES								
141 E 72120	131 000	00000 000	244,749.00	20,551.20	79,306.45	0.00	165,442.55	32.40
141 E 72120	189 000	00000 000	354,129.00	29,634.93	85,204.21	0.00	268,924.79	24.06
141 E 72120	201 000	00000 000	37,130.00	2,877.37	9,470.53	0.00	27,659.47	25.51
141 E 72120	204 000	00000 000	23,520.00	4,463.23	14,142.94	0.00	9,377.06	60.13
141 E 72120	206 000	00000 000	443.00	88.60	132.90	0.00	310.10	30.00
141 E 72120	207 000	00000 000	130,440.00	11,567.60	35,610.80	0.00	94,829.20	27.30
141 E 72120	212 000	00000 000	8,684.00	680.79	2,247.11	0.00	6,436.89	25.88
141 E 72120	299 000	00000 000	0.00	0.00	0.00	0.00	0.00	0.00
141 E 72120	355 000	00000 000	10,000.00	617.11	1,473.21	0.00	8,526.79	14.73
141 E 72120	399 000	00000 000	5,000.00	0.00	0.00	0.00	5,000.00	0.00
141 E 72120	399 000	00000 100	4,000.00	0.00	0.00	0.00	4,000.00	0.00
141 E 72120	413 000	00000 000	0.00	0.00	0.00	0.00	0.00	0.00
141 E 72120	499 000	00000 000	13,000.00	0.00	3,837.26	0.00	9,162.74	29.52
141 E 72120	599 000	00000 000	5,000.00	4,196.67	4,196.67	0.00	803.33	83.93

141 E 72120	---	---	836,095.00	74,677.50	235,622.08	0.00	600,472.92	28.18
=====								
72130 OTHER STUDENT SUPPORT								
141 E 72130	117 000	00000 000	0.00	1,000.00	1,000.00	0.00	-1,000.00	0.00
141 E 72130	123 000	00000 000	967,792.00	81,557.81	244,673.43	0.00	723,118.57	25.28
141 E 72130	201 000	00000 000	60,003.00	4,808.31	14,299.10	0.00	45,703.90	23.83
141 E 72130	204 000	00000 000	93,005.00	8,284.41	24,670.41	0.00	68,334.59	26.53
141 E 72130	206 000	00000 000	778.00	155.60	233.40	0.00	544.60	30.00
141 E 72130	207 000	00000 000	165,330.00	13,252.40	39,757.20	0.00	125,572.80	24.05
141 E 72130	212 000	00000 000	14,033.00	1,124.52	3,344.14	0.00	10,688.86	23.83
141 E 72130	299 000	00000 000	0.00	0.00	0.00	0.00	0.00	0.00
141 E 72130	309 000	00000 000	90,000.00	0.00	0.00	0.00	90,000.00	0.00
141 E 72130	310 000	00000 000	0.00	0.00	0.00	0.00	0.00	0.00
141 E 72130	322 000	00000 000	70,000.00	8,950.00	29,865.00	0.00	40,135.00	42.66

Account Level		2020-21	November 2020-21	2020-21	Encumbered	Unexpended	2020-21
Fnd T Acct	Obj Prj Loc Prg Description	Budget	Monthly Activity	FYTD Activity	Amount	Balance - YTD Act	FYTD %
72130	OTHER STUDENT SUPPORT						
141 E 72130 499 000 00000 000	OTHER SUPPLIES AND MATERIALS	7,200.00	0.00	0.00	0.00	7,200.00	0.00
141 E 72130 499 000 00002 000	OTHER SUPPLIES AND MAT.-ASB	0.00	0.00	0.00	0.00	0.00	0.00
141 E 72130 499 000 00003 000	OTHER SUPPLIES AND MAT.-MIDWAY	0.00	0.00	0.00	0.00	0.00	0.00
141 E 72130 499 000 00004 000	OTHER SUPPLIES AND MAT.-BCES	0.00	0.00	94.23	0.00	-94.23	0.00
141 E 72130 499 000 00005 000	OTHER SUPPLIES AND MAT.-BCMS	0.00	0.00	0.00	0.00	0.00	0.00
141 E 72130 499 000 00006 000	OTHER SUPPLIES AND MAT.-GVES	0.00	0.00	0.00	0.00	0.00	0.00
141 E 72130 499 000 00007 000	OTHER SUPPLIES AND MAT.-FBES	0.00	392.94	392.94	0.00	-392.94	0.00
141 E 72130 499 000 00008 000	OTHER SUPPLIES AND MAT.-GES	0.00	0.00	62.45	0.00	-62.45	0.00
141 E 72130 499 000 00009 000	OTHER SUPPLIES AND MAT.-JES	0.00	0.00	0.00	0.00	0.00	0.00
141 E 72130 499 000 00010 000	OTHER SUPPLIES AND MAT.-JMS	0.00	0.00	0.00	0.00	0.00	0.00
141 E 72130 499 000 00011 000	OTHER SUPPLIES AND MAT.-LES	0.00	0.00	0.00	0.00	0.00	0.00
141 E 72130 499 000 00012 000	OTHER SUPPLIES AND MAT.-SCES	0.00	275.38	275.38	0.00	-275.38	0.00
141 E 72130 499 000 00013 000	OTHER SUPPLIES AND MAT.-SSES	0.00	0.00	407.68	0.00	-407.68	0.00
141 E 72130 499 000 00014 000	OTHER SUPPLIES AND MAT.-WVES	0.00	0.00	0.00	0.00	0.00	0.00
141 E 72130 499 000 00015 000	OTHER SUPPLIES AND MAT.-DBHS	0.00	426.32	426.32	0.00	-426.32	0.00
141 E 72130 499 000 00016 000	OTHER SUPPLIES AND MAT.-DCHS	0.00	0.00	315.10	0.00	-315.10	0.00
141 E 72130 499 000 00025 000	OTHER SUPPLIES AND MAT.-RVES	0.00	199.36	199.36	0.00	-199.36	0.00
141 E 72130 --- --- ----- ---		1,468,141.00	120,427.05	360,016.14	0.00	1,108,124.86	24.52
		=====	=====	=====	=====	=====	=====
72210	SUPPORT REGULAR INSTRUCTION						
141 E 72210 105 000 00000 000	SUPERVISOR/DIRECTOR	359,057.00	28,351.76	139,161.70	0.00	219,895.30	38.76
141 E 72210 117 000 00000 000	CAREER LADDER PROGRAM	12,000.00	1,500.00	1,500.00	0.00	10,500.00	12.50
141 E 72210 127 000 00000 000	CAREER LADDER EXTENDED CONTRAC	0.00	0.00	0.00	0.00	0.00	0.00
141 E 72210 129 000 00000 000	LIBRARIANS	818,082.00	57,639.69	172,919.07	0.00	645,162.93	21.14
141 E 72210 138 000 00000 000	TECHNOLOGY PERSONNEL	0.00	0.00	0.00	0.00	0.00	0.00
141 E 72210 162 000 00000 000	CLERICAL PERSONNEL	161,439.00	10,961.58	41,771.24	0.00	119,667.76	25.87
141 E 72210 189 000 00000 000	OTHER SALARIES & WAGES	0.00	0.00	0.00	0.00	0.00	0.00
141 E 72210 201 000 00000 000	SOCIAL SECURITY	83,736.00	5,794.84	21,061.32	0.00	62,674.68	25.15
141 E 72210 204 000 00000 000	STATE RETIREMENT	137,639.00	9,822.58	35,146.80	0.00	102,492.20	25.54
141 E 72210 206 000 00000 000	LIFE INSURANCE	921.00	184.20	276.30	0.00	644.70	30.00
141 E 72210 207 000 00000 000	MEDICAL INSURANCE	173,744.00	14,982.40	44,809.20	0.00	128,934.80	25.79
141 E 72210 212 000 00000 000	EMPLOYER MEDICARE	19,583.00	1,355.26	4,933.75	0.00	14,649.25	25.19
141 E 72210 299 000 00000 000	OTHER FRINGE BENEFITS	0.00	0.00	0.00	0.00	0.00	0.00
141 E 72210 336 000 00000 000	MAINTENANCE AND REPAIR SERVICE	25,000.00	1,381.27	5,071.24	0.00	19,928.76	20.28

Fnd T	Acct	Obj	Prj	Loc	Prg	Account Level Description	2020-21 Budget	November 2020-21 Monthly Activity	2020-21 FYTD Activity	Encumbered Amount	Unexpended Balance - YTD Act	2020-21 FYTD %
72210						SUPPORT REGULAR INSTRUCTION						
141 E	72210	355	000	00000	000	TRAVEL	43,000.00	374.59	281.70	0.00	42,718.30	0.66
141 E	72210	432	000	00000	000	LIBRARY BOOKS	100,000.00	0.00	0.00	0.00	100,000.00	0.00
141 E	72210	432	000	00002	000	LIBRARY BOOKS-ASBURY	0.00	0.00	0.00	0.00	0.00	0.00
141 E	72210	432	000	00003	000	LIBRARY BOOKS-MIDWAY	0.00	0.00	0.00	0.00	0.00	0.00
141 E	72210	432	000	00004	000	LIBRARY BOOKS-BCES	0.00	349.42	8,424.43	0.00	-8,424.43	0.00
141 E	72210	432	000	00005	000	LIBRARY BOOKS-BCMS	0.00	0.00	0.00	0.00	0.00	0.00
141 E	72210	432	000	00006	000	LIBRARY BOOKS-GVES	0.00	0.00	103.61	0.00	-103.61	0.00
141 E	72210	432	000	00007	000	LIBRARY BOOKS-FBES	0.00	0.00	0.00	0.00	0.00	0.00
141 E	72210	432	000	00008	000	LIBRARY BOOKS-GES	0.00	776.71	4,299.69	0.00	-4,299.69	0.00
141 E	72210	432	000	00009	000	LIBRARY BOOKS-JES	0.00	1,178.54	4,336.95	0.00	-4,336.95	0.00
141 E	72210	432	000	00010	000	LIBRARY BOOKS-JMS	0.00	0.00	360.73	0.00	-360.73	0.00
141 E	72210	432	000	00011	000	LIBRARY BOOKS-LES	0.00	0.00	338.07	0.00	-338.07	0.00
141 E	72210	432	000	00012	000	LIBRARY BOOKS-SCES	0.00	145.00	1,143.09	0.00	-1,143.09	0.00
141 E	72210	432	000	00013	000	LIBRARY BOOKS-SSES	0.00	0.00	1,251.98	0.00	-1,251.98	0.00
141 E	72210	432	000	00014	000	LIBRARY BOOKS-WVES	0.00	0.00	401.70	0.00	-401.70	0.00
141 E	72210	432	000	00015	000	LIBRARY BOOKS-DBHS	0.00	0.00	2,858.09	0.00	-2,858.09	0.00
141 E	72210	432	000	00016	000	LIBRARY BOOKS-DCHS	0.00	0.00	2,169.46	0.00	-2,169.46	0.00
141 E	72210	432	000	00025	000	LIBRARY BOOKS-RVES	0.00	5,430.59	8,432.56	0.00	-8,432.56	0.00
141 E	72210	499	000	00000	000	OTHER SUPPLIES AND MATERIALS	10,000.00	2,749.00	2,810.50	0.00	7,189.50	28.11
141 E	72210	524	000	00000	000	IN SERVICE / STAFF DEVELOPMENT	190,000.00	292.22	18,169.50	0.00	171,830.50	9.56
141 E	72210	---	---	-----	---		2,134,201.00	143,269.65	522,032.68	0.00	1,612,168.32	24.46
							=====	=====	=====	=====	=====	=====
72220						SUPPORT SPECIAL EDUCATION -						
141 E	72220	105	000	00000	000	SUPERVISOR/DIRECTOR	154,151.00	12,838.59	64,192.95	0.00	89,958.05	41.64
141 E	72220	117	000	00000	000	CAREER LADDER PROGRAM	4,000.00	0.00	0.00	0.00	4,000.00	0.00
141 E	72220	124	000	00000	000	PSYCOLOGICAL PERSONNEL	54,597.00	4,549.75	13,649.25	0.00	40,947.75	25.00
141 E	72220	127	000	00000	000	CAREER LADDER EXTENDED CONTRAC	0.00	0.00	0.00	0.00	0.00	0.00
141 E	72220	135	000	00000	000	ASSESSMENT PERSONNEL	152,913.00	12,742.76	38,228.28	0.00	114,684.72	25.00
141 E	72220	161	000	00000	000	SECRETARY(S)	36,911.00	0.00	0.00	0.00	36,911.00	0.00
141 E	72220	162	000	00000	000	CLERICAL PERSONNEL	36,655.00	2,840.00	15,620.00	0.00	21,035.00	42.61
141 E	72220	171	000	00000	000	SPEECH PATHOLOGIST	213,436.00	17,786.34	53,359.02	0.00	160,076.98	25.00
141 E	72220	189	000	00000	000	OTHER SALARIES & WAGES	79,930.00	8,440.26	25,320.78	0.00	54,609.22	31.68
141 E	72220	201	000	00000	000	SOCIAL SECURITY	45,421.00	3,550.08	12,682.24	0.00	32,738.76	27.92
141 E	72220	204	000	00000	000	STATE RETIREMENT	74,224.00	5,926.54	21,098.98	0.00	53,125.02	28.43

Fnd T Acct	Obj Prj Loc	Prg Description	2020-21 Budget	November 2020-21 Monthly Activity	2020-21 FYTD Activity	Encumbered Amount	Unexpended Balance - YTD Act	2020-21 FYTD %
72250		SUPPORT EDUCATION TECHNOLOGY						
141 E 72250	105 000 000000 000	TECHNOLOGY SUPERVISOR	247,517.00	10,998.40	56,812.16	0.00	190,704.84	22.95
141 E 72250	121 000 000000 000	DATA PROCESSING PERSONNEL	160,420.00	10,680.20	58,213.84	0.00	102,206.16	36.29
141 E 72250	138 000 000000 000	INSTRUCTIONAL COMPUTER PERSONN	52,820.00	4,401.58	79,471.49	0.00	-26,651.49	150.46
141 E 72250	189 000 000000 000	OTHER SALARIES & WAGES	299,028.00	31,763.20	170,697.60	0.00	128,330.40	57.08
141 E 72250	201 000 000000 000	SOCIAL SECURITY	47,107.00	3,301.63	21,623.96	0.00	25,483.04	45.90
141 E 72250	204 000 000000 000	STATE RETIREMENT	73,015.00	5,435.26	34,470.40	0.00	38,544.60	47.21
141 E 72250	206 000 000000 000	LIFE INSURANCE	479.00	95.80	143.70	0.00	335.30	30.00
141 E 72250	207 000 000000 000	MEDICAL INSURANCE	102,382.00	11,973.60	35,920.80	0.00	66,461.20	35.09
141 E 72250	212 000 000000 000	EMPLOYER MEDICARE	11,017.00	790.79	5,151.56	0.00	5,865.44	46.76
141 E 72250	299 000 000000 000	OTHER FRINGE BENEFITS	0.00	0.00	0.00	0.00	0.00	0.00
141 E 72250	350 000 000000 000	INTERNET CONNECTIVITY FEE	100,000.00	0.00	11,580.00	0.00	88,420.00	11.58
141 E 72250	355 000 000000 000	TRAVEL	7,000.00	36.66	401.02	0.00	6,598.98	5.73
141 E 72250	399 000 000000 000	OTHER CONTRACTED SERVICES	379,441.00	2,000.00	244,333.12	0.00	135,107.88	64.39
141 E 72250	499 000 000000 000	OTHER SUPPLIES & MATERIALS	400,000.00	82,744.21	207,356.39	0.00	192,643.61	51.84
141 E 72250	524 440 000000 000	IN-SERVICE/STAFF DEVELOPMENT	0.00	0.00	0.00	0.00	0.00	0.00
141 E 72250	599 000 000000 000	OTHER CHARGES	0.00	0.00	0.00	0.00	0.00	0.00
141 E 72250	--- --- ----- ---		1,880,226.00	164,221.33	926,176.04	0.00	954,049.96	49.26
			=====	=====	=====	=====	=====	=====
72310		BOARD OF EDUCATION SERVICES						
141 E 72310	191 000 000000 000	BOARD AND COMMITTEE MEMBERS FE	30,000.00	3,375.00	9,720.00	0.00	20,280.00	32.40
141 E 72310	201 000 000000 000	SOCIAL SECURITY	1,860.00	144.68	467.66	0.00	1,392.34	25.14
141 E 72310	204 000 000000 000	STATE RETIREMENT	2,883.00	288.31	833.28	0.00	2,049.72	28.90
141 E 72310	207 000 000000 000	MEDICAL INSURANCE	53,025.00	2,869.20	5,766.00	0.00	47,259.00	10.87
141 E 72310	212 000 000000 000	EMPLOYER MEDICARE	435.00	39.29	124.72	0.00	310.28	28.67
141 E 72310	305 000 000000 000	AUDIT SERVICES	60,000.00	0.00	0.00	0.00	60,000.00	0.00
141 E 72310	320 000 000000 000	DUES AND MEMBERSHIPS	33,669.00	0.00	3,721.00	0.00	29,948.00	11.05
141 E 72310	331 000 000000 000	LEGAL SERVICES	54,000.00	4,500.00	22,500.00	0.00	31,500.00	41.67
141 E 72310	355 000 000000 000	TRAVEL	23,000.00	792.00	-783.00	0.00	23,783.00	-3.40
141 E 72310	399 000 000000 000	OTHER CONTRACTED SERVICES	4,000.00	0.00	0.00	0.00	4,000.00	0.00
141 E 72310	502 000 000000 000	BUILDING & CONTENTS INSURANCE	130,613.00	0.00	130,613.00	0.00	0.00	100.00
141 E 72310	506 000 000000 000	LIABILITY INSURANCE	46,159.00	0.00	46,159.00	0.00	0.00	100.00
141 E 72310	508 000 000000 000	PREMIUMS ON CORPORATE SURETY B	16,554.00	0.00	0.00	0.00	16,554.00	0.00
141 E 72310	510 000 000000 000	TRUSTEE'S COMMISSION	580,000.00	67,673.46	134,655.74	0.00	445,344.26	23.22
141 E 72310	513 000 000000 000	WORKER'S COMPENSATION INSURANC	295,980.00	-7,301.00	275,288.00	0.00	20,692.00	93.01

Fnd T Acct	Obj Prj Loc	Prg Description	2020-21 Budget	November 2020-21 Monthly Activity	2020-21 FYTD Activity	Encumbered Amount	Unexpended Balance - YTD Act	2020-21 FYTD %
72410		OFFICE OF THE PRINCIPAL						
141 E 72410 189 000 00000 000		OTHER SALARIES & WAGES	120,655.00	10,047.68	50,238.40	0.00	70,416.60	41.64
141 E 72410 201 000 00000 000		SOCIAL SECURITY	174,733.00	13,408.37	45,199.48	0.00	129,533.52	25.87
141 E 72410 204 000 00000 000		STATE RETIREMENT	283,539.00	22,916.59	76,694.65	0.00	206,844.35	27.05
141 E 72410 206 000 00000 000		LIFE INSURANCE	1,795.00	359.00	538.50	0.00	1,256.50	30.00
141 E 72410 207 000 00000 000		MEDICAL INSURANCE	475,805.00	49,708.40	147,355.20	0.00	328,449.80	30.97
141 E 72410 212 000 00000 000		EMPLOYER MEDICARE	40,865.00	3,135.84	10,570.90	0.00	30,294.10	25.87
141 E 72410 299 000 00000 000		OTHER FRINGE BENEFITS	0.00	0.00	0.00	0.00	0.00	0.00
141 E 72410 307 000 00000 000		COMMUNICATION	25,000.00	0.00	0.00	0.00	25,000.00	0.00
141 E 72410 307 000 00002 000		COMMUNICATION-ASBURY	0.00	0.00	0.00	0.00	0.00	0.00
141 E 72410 307 000 00003 000		COMMUNICATION-MIDWAY	0.00	0.00	0.00	0.00	0.00	0.00
141 E 72410 307 000 00004 000		COMMUNICATION-BCES	0.00	0.00	1,640.21	0.00	-1,640.21	0.00
141 E 72410 307 000 00005 000		COMMUNICATION-BCMS	0.00	0.00	0.00	0.00	0.00	0.00
141 E 72410 307 000 00006 000		COMMUNICATION-GVES	0.00	0.00	1,375.66	0.00	-1,375.66	0.00
141 E 72410 307 000 00007 000		COMMUNICATION-FBES	0.00	0.00	1,111.11	0.00	-1,111.11	0.00
141 E 72410 307 000 00008 000		COMMUNICATION-GES	0.00	0.00	1,375.66	0.00	-1,375.66	0.00
141 E 72410 307 000 00009 000		COMMUNICATION-JES	0.00	0.00	1,111.11	0.00	-1,111.11	0.00
141 E 72410 307 000 00010 000		COMMUNICATION-JMS	0.00	0.00	1,111.11	0.00	-1,111.11	0.00
141 E 72410 307 000 00011 000		COMMUNICATION-LES	0.00	0.00	1,111.11	0.00	-1,111.11	0.00
141 E 72410 307 000 00012 000		COMMUNICATION-SCES	0.00	0.00	846.56	0.00	-846.56	0.00
141 E 72410 307 000 00013 000		COMMUNICATION-SSES	0.00	0.00	1,111.11	0.00	-1,111.11	0.00
141 E 72410 307 000 00014 000		COMMUNICATION-WVES	0.00	0.00	1,111.11	0.00	-1,111.11	0.00
141 E 72410 307 000 00015 000		COMMUNICATION-DBHS	0.00	0.00	3,227.51	0.00	-3,227.51	0.00
141 E 72410 307 000 00016 000		COMMUNICATION-DCHS	0.00	0.00	3,227.51	0.00	-3,227.51	0.00
141 E 72410 307 000 00025 000		COMMUNICATION-RVES	0.00	0.00	1,640.21	0.00	-1,640.21	0.00
141 E 72410 355 000 00000 000		TRAVEL	7,000.00	158.39	1,207.43	0.00	5,792.57	17.25
141 E 72410 499 000 00000 000		OTHER SUPPLIES AND MATERIALS	71,274.00	0.00	799.15	0.00	70,474.85	1.12
141 E 72410 499 000 00002 000		OTHER SUPP. & MATERIALS-ASBURY	0.00	0.00	0.00	0.00	0.00	0.00
141 E 72410 499 000 00003 000		OTHER SUPP. & MATERIALS-MIDWAY	0.00	0.00	0.00	0.00	0.00	0.00
141 E 72410 499 000 00004 000		OTHER SUPP. & MATERIALS-BCES	0.00	0.00	4,027.36	0.00	-4,027.36	0.00
141 E 72410 499 000 00005 000		OTHER SUPP. & MATERIALS-BCMS	0.00	0.00	0.00	0.00	0.00	0.00
141 E 72410 499 000 00006 000		OTHER SUPP. & MATERIALS-GVES	0.00	0.00	2,815.55	0.00	-2,815.55	0.00
141 E 72410 499 000 00007 000		OTHER SUPP. & MATERIALS-FBES	0.00	265.00	1,512.15	0.00	-1,512.15	0.00
141 E 72410 499 000 00008 000		OTHER SUPP. & MATERIALS-GES	0.00	0.00	2,320.47	0.00	-2,320.47	0.00
141 E 72410 499 000 00009 000		OTHER SUPP. & MATERIALS-JES	0.00	0.00	2,540.85	0.00	-2,540.85	0.00
141 E 72410 499 000 00010 000		OTHER SUPP. & MATERIALS-JMS	0.00	0.00	1,903.63	0.00	-1,903.63	0.00
141 E 72410 499 000 00011 000		OTHER SUPP. & MATERIALS-LES	0.00	0.00	1,991.97	0.00	-1,991.97	0.00
141 E 72410 499 000 00012 000		OTHER SUPP. & MATERIALS-SCES	0.00	0.00	1,331.79	0.00	-1,331.79	0.00
141 E 72410 499 000 00013 000		OTHER SUPP. & MATERIALS-SSES	0.00	0.00	1,626.09	0.00	-1,626.09	0.00

Fnd T Acct	Obj Prj Loc	Prg	Account Level Description	2020-21 Budget	November 2020-21 Monthly Activity	2020-21 FYTD Activity	Encumbered Amount	Unexpended Balance - YTD Act	2020-21 FYTD %
72610			OPERATION OF PLANT						
141 E 72610 328 000 00003 000			JANITORIAL SERVICES-MIDWAY	0.00	0.00	0.00	0.00	0.00	0.00
141 E 72610 328 000 00004 000			JANITORIAL SERVICES-BCES	0.00	5,285.25	26,534.25	0.00	-26,534.25	0.00
141 E 72610 328 000 00005 000			JANITORIAL SERVICES-BCMS	0.00	0.00	0.00	0.00	0.00	0.00
141 E 72610 328 000 00006 000			JANITORIAL SERVICES-GVES	0.00	5,822.48	29,112.40	0.00	-29,112.40	0.00
141 E 72610 328 000 00007 000			JANITORIAL SERVICES-FBES	0.00	4,013.92	17,603.60	0.00	-17,603.60	0.00
141 E 72610 328 000 00008 000			JANITORIAL SERVICES-GES	0.00	0.00	0.00	0.00	0.00	0.00
141 E 72610 328 000 00009 000			JANITORIAL SERVICES-JES	0.00	5,451.39	26,824.95	0.00	-26,824.95	0.00
141 E 72610 328 000 00010 000			JANITORIAL SERVICES-JMS	0.00	4,555.12	22,775.60	0.00	-22,775.60	0.00
141 E 72610 328 000 00011 000			JANITORIAL SERVICES-LES	0.00	0.00	0.00	0.00	0.00	0.00
141 E 72610 328 000 00012 000			JANITORIAL SERVICES-SCES	0.00	5,525.34	27,626.70	0.00	-27,626.70	0.00
141 E 72610 328 000 00013 000			JANITORIAL SERVICES-SSES	0.00	4,161.20	20,806.00	0.00	-20,806.00	0.00
141 E 72610 328 000 00014 000			JANITORIAL SERVICES-WVES	0.00	4,338.70	21,144.50	0.00	-21,144.50	0.00
141 E 72610 328 000 00015 000			JANITORIAL SERVICES-DBHS	0.00	12,530.10	62,650.50	0.00	-62,650.50	0.00
141 E 72610 328 000 00016 000			JANITORIAL SERVICES-DCHS	0.00	12,530.10	62,650.50	0.00	-62,650.50	0.00
141 E 72610 328 000 00025 000			JANITORIAL SERVICES-RVES	0.00	5,836.02	29,180.10	0.00	-29,180.10	0.00
141 E 72610 359 000 00000 000			DISPOSAL FEES	124,000.00	7,703.00	49,351.44	0.00	74,648.56	39.80
141 E 72610 359 000 00002 000			DISPOSAL FEES ASBURY	0.00	0.00	0.00	0.00	0.00	0.00
141 E 72610 359 000 00003 000			DISPOSAL FEES MIDWAY	0.00	0.00	0.00	0.00	0.00	0.00
141 E 72610 359 000 00004 000			DISPOSAL FEES BCES	0.00	0.00	0.00	0.00	0.00	0.00
141 E 72610 359 000 00005 000			DISPOSAL FEES OLD BCMS	0.00	0.00	0.00	0.00	0.00	0.00
141 E 72610 359 000 00006 000			DISPOSAL FEES GVES	0.00	423.25	423.25	0.00	-423.25	0.00
141 E 72610 359 000 00007 000			DISPOSAL FEES FBES	0.00	0.00	0.00	0.00	0.00	0.00
141 E 72610 359 000 00008 000			DISPOSAL FEES GES	0.00	0.00	0.00	0.00	0.00	0.00
141 E 72610 359 000 00009 000			DISPOSAL FEES JES	0.00	570.00	570.00	0.00	-570.00	0.00
141 E 72610 359 000 00010 000			DISPOSAL FEES JMS	0.00	570.00	570.00	0.00	-570.00	0.00
141 E 72610 359 000 00011 000			DISPOSAL FEES LES	0.00	0.00	0.00	0.00	0.00	0.00
141 E 72610 359 000 00012 000			DISPOSAL FEES SCES	0.00	0.00	0.00	0.00	0.00	0.00
141 E 72610 359 000 00013 000			DISPOSAL FEES SSES	0.00	484.24	484.24	0.00	-484.24	0.00
141 E 72610 359 000 00014 000			DISPOSAL FEES WVES	0.00	0.00	0.00	0.00	0.00	0.00
141 E 72610 359 000 00015 000			DISPOSAL FEES DBHS	0.00	1,093.86	1,093.86	0.00	-1,093.86	0.00
141 E 72610 359 000 00016 000			DISPOSAL FEES DCHS	0.00	975.31	975.31	0.00	-975.31	0.00
141 E 72610 359 000 00025 000			DISPOSAL FEES RVES	0.00	0.00	0.00	0.00	0.00	0.00
141 E 72610 399 000 00000 000			OTHER CONTRACTED SERVICES	149,010.00	7,075.28	38,458.94	0.00	110,551.06	25.81
141 E 72610 399 000 00002 000			OTHER CONTRACTED SERV. ASBURY	0.00	260.00	260.00	0.00	-260.00	0.00
141 E 72610 399 000 00003 000			OTHER CONTRACTED SERV MIDWAY	0.00	220.00	220.00	0.00	-220.00	0.00
141 E 72610 399 000 00004 000			OTHER CONTRACTED SERVICE BCES	0.00	380.00	380.00	0.00	-380.00	0.00
141 E 72610 399 000 00005 000			OTHER CONTRACTED SERVICE BCM	0.00	0.00	0.00	0.00	0.00	0.00
141 E 72610 399 000 00006 000			OTHER CONTRACTED SERVICE GVES	0.00	380.00	380.00	0.00	-380.00	0.00

Fnd T Acct	Obj Prj Loc	Prg Description	2020-21 Budget	November 2020-21 Monthly Activity	2020-21 FYTD Activity	Encumbered Amount	Unexpended Balance - YTD Act	2020-21 FYTD %
72610		OPERATION OF PLANT						
141 E 72610 399 000 00007 000		OTHER CONTRACTED SERVICE FBES	0.00	220.00	220.00	0.00	-220.00	0.00
141 E 72610 399 000 00008 000		OTHER CONTRACTED SERVICE GES	0.00	300.00	300.00	0.00	-300.00	0.00
141 E 72610 399 000 00009 000		OTHER CONTRACTED SERVICE JES	0.00	304.00	304.00	0.00	-304.00	0.00
141 E 72610 399 000 00010 000		OTHER CONTRACTED SERVICE JMS	0.00	304.00	304.00	0.00	-304.00	0.00
141 E 72610 399 000 00011 000		OTHER CONTRACTED SERVICE LES	0.00	220.00	220.00	0.00	-220.00	0.00
141 E 72610 399 000 00012 000		OTHER CONTRACTED SERVICE SCES	0.00	300.00	300.00	0.00	-300.00	0.00
141 E 72610 399 000 00013 000		OTHER CONTRACTED SERVICE SSES	0.00	220.00	220.00	0.00	-220.00	0.00
141 E 72610 399 000 00014 000		OTHER CONTRACTED SERVICE WVES	0.00	220.00	220.00	0.00	-220.00	0.00
141 E 72610 399 000 00015 000		OTHER CONTRACTED SERVICE DBHS	0.00	987.00	987.00	0.00	-987.00	0.00
141 E 72610 399 000 00016 000		OTHER CONTRACTED SERVICE DCHS	0.00	2,320.62	2,320.62	0.00	-2,320.62	0.00
141 E 72610 399 000 00025 000		OTHER CONTRACTED SERVICE RVES	0.00	380.00	380.00	0.00	-380.00	0.00
141 E 72610 410 000 00000 000		CUSTODIAL SUPPLIES	130,000.00	3,280.81	9,342.55	0.00	120,657.45	7.19
141 E 72610 410 000 00002 000		CUSTODIAL SUPPLIES-ASBURY	0.00	0.00	122.92	0.00	-122.92	0.00
141 E 72610 410 000 00003 000		CUSTODIAL SUPPLIES-MIDWAY	0.00	22.88	370.44	0.00	-370.44	0.00
141 E 72610 410 000 00004 000		CUSTODIAL SUPPLIES-BCES	0.00	817.28	860.48	0.00	-860.48	0.00
141 E 72610 410 000 00005 000		CUSTODIAL SUPPLIES-BCMS	0.00	0.00	0.00	0.00	0.00	0.00
141 E 72610 410 000 00006 000		CUSTODIAL SUPPLIES-GVES	0.00	0.00	1,938.56	0.00	-1,938.56	0.00
141 E 72610 410 000 00007 000		CUSTODIAL SUPPLIES-FBES	0.00	0.00	662.64	0.00	-662.64	0.00
141 E 72610 410 000 00008 000		CUSTODIAL SUPPLIES-GES	0.00	0.00	1,776.88	0.00	-1,776.88	0.00
141 E 72610 410 000 00009 000		CUSTODIAL SUPPLIES-JES	0.00	1,179.19	2,098.19	0.00	-2,098.19	0.00
141 E 72610 410 000 00010 000		CUSTODIAL SUPPLIES-JMS	0.00	0.00	1,210.70	0.00	-1,210.70	0.00
141 E 72610 410 000 00011 000		CUSTODIAL SUPPLIES-LES	0.00	344.13	3,630.03	0.00	-3,630.03	0.00
141 E 72610 410 000 00012 000		CUSTODIAL SUPPLIES-SCES	0.00	0.00	862.92	0.00	-862.92	0.00
141 E 72610 410 000 00013 000		CUSTODIAL SUPPLIES-SSES	0.00	0.00	542.08	0.00	-542.08	0.00
141 E 72610 410 000 00014 000		CUSTODIAL SUPPLIES-WVES	0.00	0.00	1,983.72	0.00	-1,983.72	0.00
141 E 72610 410 000 00015 000		CUSTODIAL SUPPLIES-DBHS	0.00	918.85	2,669.10	0.00	-2,669.10	0.00
141 E 72610 410 000 00016 000		CUSTODIAL SUPPLIES-DCHS	0.00	576.36	1,214.50	0.00	-1,214.50	0.00
141 E 72610 410 000 00025 000		CUSTODIAL SUPPLIES-RVES	0.00	881.00	2,755.65	0.00	-2,755.65	0.00
141 E 72610 415 000 00000 000		ELECTRICITY	2,068,633.00	6,472.24	41,952.02	0.00	2,026,680.98	2.03
141 E 72610 415 000 00002 000		ELECTRICITY-ASBURY	0.00	776.24	5,691.85	0.00	-5,691.85	0.00
141 E 72610 415 000 00003 000		ELECTRICITY-MIDWAY	0.00	786.92	4,924.50	0.00	-4,924.50	0.00
141 E 72610 415 000 00004 000		ELECTRICITY-BCES	0.00	10,847.95	56,385.56	0.00	-56,385.56	0.00
141 E 72610 415 000 00005 000		ELECTRICITY-BCMS	0.00	1,844.45	13,662.26	0.00	-13,662.26	0.00
141 E 72610 415 000 00006 000		ELECTRICITY-GVES	0.00	10,226.69	56,324.57	0.00	-56,324.57	0.00
141 E 72610 415 000 00007 000		ELECTRICITY-FBES	0.00	3,478.71	18,539.85	0.00	-18,539.85	0.00
141 E 72610 415 000 00008 000		ELECTRICITY-GES	0.00	7,503.54	38,888.27	0.00	-38,888.27	0.00
141 E 72610 415 000 00009 000		ELECTRICITY-JES	0.00	8,430.01	44,483.92	0.00	-44,483.92	0.00
141 E 72610 415 000 00010 000		ELECTRICITY-JMS	0.00	4,516.75	28,124.37	0.00	-28,124.37	0.00

Fnd T	Acct	Obj	Prj	Loc	Prg	Account Level Description	2020-21 Budget	November 2020-21 Monthly Activity	2020-21 FYTD Activity	Encumbered Amount	Unexpended Balance - YTD Act	2020-21 FYTD %
72610						OPERATION OF PLANT						
141 E	72610	415	000	00011	000	ELECTRICITY-LES	0.00	9,532.61	54,840.69	0.00	-54,840.69	0.00
141 E	72610	415	000	00012	000	ELECTRICITY-SCES	0.00	4,881.27	25,902.90	0.00	-25,902.90	0.00
141 E	72610	415	000	00013	000	ELECTRICITY-SSES	0.00	4,864.58	30,059.45	0.00	-30,059.45	0.00
141 E	72610	415	000	00014	000	ELECTRICITY-WVES	0.00	4,954.63	27,487.60	0.00	-27,487.60	0.00
141 E	72610	415	000	00015	000	ELECTRICITY-DBHS	0.00	21,348.96	114,297.27	0.00	-114,297.27	0.00
141 E	72610	415	000	00016	000	ELECTRICITY-DCHS	0.00	17,223.24	98,508.51	0.00	-98,508.51	0.00
141 E	72610	415	000	00025	000	ELECTRICITY-RVES	0.00	8,952.08	47,424.30	0.00	-47,424.30	0.00
141 E	72610	434	000	00000	000	NATURAL GAS	141,625.00	977.36	2,839.14	0.00	138,785.86	2.00
141 E	72610	434	000	00002	000	NATURAL GAS-ASBURY	0.00	0.00	0.00	0.00	0.00	0.00
141 E	72610	434	000	00003	000	NATURAL GAS-MIDWAY	0.00	0.00	0.00	0.00	0.00	0.00
141 E	72610	434	000	00004	000	NATURAL GAS-BCES	0.00	601.07	879.66	0.00	-879.66	0.00
141 E	72610	434	000	00005	000	NATURAL GAS-BCMS	0.00	50.35	215.80	0.00	-215.80	0.00
141 E	72610	434	000	00006	000	NATURAL GAS-GVES	0.00	0.00	0.00	0.00	0.00	0.00
141 E	72610	434	000	00007	000	NATURAL GAS-FBES	0.00	0.00	0.00	0.00	0.00	0.00
141 E	72610	434	000	00008	000	NATURAL GAS-GES	0.00	0.00	0.00	0.00	0.00	0.00
141 E	72610	434	000	00009	000	NATURAL GAS-JES	0.00	106.13	428.54	0.00	-428.54	0.00
141 E	72610	434	000	00010	000	NATURAL GAS-JMS	0.00	169.72	404.42	0.00	-404.42	0.00
141 E	72610	434	000	00011	000	NATURAL GAS-LES	0.00	502.05	3,682.57	0.00	-3,682.57	0.00
141 E	72610	434	000	00012	000	NATURAL GAS-SCES	0.00	0.00	0.00	0.00	0.00	0.00
141 E	72610	434	000	00013	000	NATURAL GAS-SSES	0.00	131.30	2,107.24	0.00	-2,107.24	0.00
141 E	72610	434	000	00014	000	NATURAL GAS-WVES	0.00	0.00	0.00	0.00	0.00	0.00
141 E	72610	434	000	00015	000	NATURAL GAS-DBHS	0.00	0.00	966.34	0.00	-966.34	0.00
141 E	72610	434	000	00016	000	NATURAL GAS-DCHS	0.00	609.87	1,755.87	0.00	-1,755.87	0.00
141 E	72610	434	000	00025	000	NATURAL GAS-RVES	0.00	0.00	0.00	0.00	0.00	0.00
141 E	72610	454	000	00000	000	WATER AND SEWER	241,090.00	2,633.72	12,244.00	0.00	228,846.00	5.08
141 E	72610	454	000	00002	000	WATER & SEWER-ASBURY	0.00	0.00	1,452.96	0.00	-1,452.96	0.00
141 E	72610	454	000	00003	000	WATER & SEWER-MIDWAY	0.00	37.52	89.59	0.00	-89.59	0.00
141 E	72610	454	000	00004	000	WATER & SEWER-BCES	0.00	985.94	5,204.48	0.00	-5,204.48	0.00
141 E	72610	454	000	00005	000	WATER & SEWER-BCMS	0.00	2,180.86	9,343.03	0.00	-9,343.03	0.00
141 E	72610	454	000	00006	000	WATER & SEWER-GVES	0.00	611.97	5,639.70	0.00	-5,639.70	0.00
141 E	72610	454	000	00007	000	WATER & SEWER-FBES	0.00	108.18	447.46	0.00	-447.46	0.00
141 E	72610	454	000	00008	000	WATER & SEWER-GES	0.00	541.55	1,435.87	0.00	-1,435.87	0.00
141 E	72610	454	000	00009	000	WATER & SEWER-JES	0.00	649.13	3,187.15	0.00	-3,187.15	0.00
141 E	72610	454	000	00010	000	WATER & SEWER-JMS	0.00	323.33	2,936.05	0.00	-2,936.05	0.00
141 E	72610	454	000	00011	000	WATER & SEWER-LES	0.00	426.87	5,508.62	0.00	-5,508.62	0.00
141 E	72610	454	000	00012	000	WATER & SEWER-SCES	0.00	176.73	616.84	0.00	-616.84	0.00
141 E	72610	454	000	00013	000	WATER & SEWER-SSES	0.00	0.00	1,952.96	0.00	-1,952.96	0.00
141 E	72610	454	000	00014	000	WATER & SEWER-WVES	0.00	351.80	1,247.25	0.00	-1,247.25	0.00

Fnd T Acct	Obj Prj Loc	Prg Description	2020-21 Budget	November 2020-21 Monthly Activity	2020-21 FYTD Activity	Encumbered Amount	Unexpended Balance - YTD Act	2020-21 FYTD %
72610		OPERATION OF PLANT						
141 E 72610 454 000 00015 000		WATER & SEWER-DBHS	0.00	1,824.11	10,273.07	0.00	-10,273.07	0.00
141 E 72610 454 000 00016 000		WATER & SEWER-DCHS	0.00	1,983.14	8,678.97	0.00	-8,678.97	0.00
141 E 72610 454 000 00025 000		WATER & SEWER-RVES	0.00	951.91	7,912.53	0.00	-7,912.53	0.00
141 E 72610 499 000 00000 000		OTHER SUPPLIES AND MATERIALS	70,000.00	22,644.94	56,325.18	0.00	13,674.82	80.46
141 E 72610 501 000 00000 000		BOILER INSURANCE	20,684.00	0.00	20,684.00	0.00	0.00	100.00
141 E 72610 599 000 00000 000		OTHER CHARGES	38,000.00	818.26	4,293.13	0.00	33,706.87	11.30
141 E 72610 599 000 00002 000		OTHER CHARGES ASBURY	0.00	0.00	0.00	0.00	0.00	0.00
141 E 72610 599 000 00003 000		OTHER CHARGES MIDWAY	0.00	0.00	0.00	0.00	0.00	0.00
141 E 72610 599 000 00004 000		OTHER CHARGES BCES	0.00	0.00	0.00	0.00	0.00	0.00
141 E 72610 599 000 00005 000		OTHER CHARGES BCMS	0.00	0.00	0.00	0.00	0.00	0.00
141 E 72610 599 000 00006 000		OTHER CHARGES GVES	0.00	0.00	0.00	0.00	0.00	0.00
141 E 72610 599 000 00007 000		OTHER CHARGES FBES	0.00	0.00	0.00	0.00	0.00	0.00
141 E 72610 599 000 00008 000		OTHER CHARGES GES	0.00	0.00	0.00	0.00	0.00	0.00
141 E 72610 599 000 00009 000		OTHER CHARGES JES	0.00	0.00	0.00	0.00	0.00	0.00
141 E 72610 599 000 00010 000		OTHER CHARGES JMS	0.00	0.00	0.00	0.00	0.00	0.00
141 E 72610 599 000 00011 000		OTHER CHARGES LES	0.00	0.00	0.00	0.00	0.00	0.00
141 E 72610 599 000 00012 000		OTHER CHARGES SCES	0.00	0.00	0.00	0.00	0.00	0.00
141 E 72610 599 000 00013 000		OTHER CHARGES SSES	0.00	0.00	0.00	0.00	0.00	0.00
141 E 72610 599 000 00014 000		OTHER CHARGES WVES	0.00	0.00	0.00	0.00	0.00	0.00
141 E 72610 599 000 00015 000		OTHER CHARGES DBHS	0.00	0.00	0.00	0.00	0.00	0.00
141 E 72610 599 000 00016 000		OTHER CHARGES DCHS	0.00	0.00	0.00	0.00	0.00	0.00
141 E 72610 599 000 00025 000		OTHER CHARGES RVES	0.00	0.00	0.00	0.00	0.00	0.00
141 E 72610 --- --- ----- ---			5,000,095.00	352,202.08	1,757,775.49	0.00	3,242,319.51	35.15
			=====	=====	=====	=====	=====	=====
72620		MAINTENANCE OF PLANT						
141 E 72620 105 000 00000 000		SUPERVISOR/DIRECTOR	250,121.00	20,121.19	104,526.12	0.00	145,594.88	41.79
141 E 72620 167 000 00000 000		MAINTENANCE PERSONNEL	705,583.00	48,277.40	270,386.39	0.00	435,196.61	38.32
141 E 72620 201 000 00000 000		SOCIAL SECURITY	59,254.00	3,951.58	22,406.62	0.00	36,847.38	37.81
141 E 72620 204 000 00000 000		STATE RETIREMENT	91,843.00	6,371.38	34,963.10	0.00	56,879.90	38.07
141 E 72620 206 000 00000 000		LIFE INSURANCE	281.00	56.20	84.30	0.00	196.70	30.00
141 E 72620 207 000 00000 000		MEDICAL INSURANCE	128,470.00	16,584.30	50,847.30	0.00	77,622.70	39.58
141 E 72620 212 000 00000 000		EMPLOYER MEDICARE	13,858.00	924.17	5,240.27	0.00	8,617.73	37.81
141 E 72620 304 000 00000 000		ARCHITECTS	0.00	0.00	0.00	0.00	0.00	0.00
141 E 72620 307 000 00000 000		COMMUNICATION	2,700.00	942.93	1,998.85	0.00	701.15	74.03

Fnd T Acct	Obj Prj Loc	Prg Description	2020-21 Budget	November 2020-21 Monthly Activity	2020-21 FYTD Activity	Encumbered Amount	Unexpended Balance - YTD Act	2020-21 FYTD %
72620		MAINTENANCE OF PLANT						
141 E 72620 499 000 00004 000		OTHER SUPPLIES & MAT. BCES	0.00	0.00	0.00	0.00	0.00	0.00
141 E 72620 499 000 00005 000		OTHER SUPPLIES & MAT. BCMS	0.00	0.00	0.00	0.00	0.00	0.00
141 E 72620 499 000 00006 000		OTHER SUPPLIES & MAT. GVES	0.00	0.00	0.00	0.00	0.00	0.00
141 E 72620 499 000 00007 000		OTHER SUPPLIES & MAT. FBES	0.00	0.00	0.00	0.00	0.00	0.00
141 E 72620 499 000 00008 000		OTHER SUPPLIES & MAT. GES	0.00	996.07	996.07	0.00	-996.07	0.00
141 E 72620 499 000 00009 000		OTHER SUPPLIES & MAT. JES	0.00	0.00	0.00	0.00	0.00	0.00
141 E 72620 499 000 00010 000		OTHER SUPPLIES & MAT. JMS	0.00	0.00	0.00	0.00	0.00	0.00
141 E 72620 499 000 00011 000		OTHER SUPPLIES & MAT. LES	0.00	0.00	0.00	0.00	0.00	0.00
141 E 72620 499 000 00012 000		OTHER SUPPLIES & MAT. SCES	0.00	0.00	0.00	0.00	0.00	0.00
141 E 72620 499 000 00013 000		OTHER SUPPLIES & MAT. SSES	0.00	0.00	0.00	0.00	0.00	0.00
141 E 72620 499 000 00014 000		OTHER SUPPLIES & MAT. WVES	0.00	0.00	0.00	0.00	0.00	0.00
141 E 72620 499 000 00015 000		OTHER SUPPLIES & MAT. DBHS	0.00	2,500.00	2,500.00	0.00	-2,500.00	0.00
141 E 72620 499 000 00016 000		OTHER SUPPLIES & MAT. DCHS	0.00	0.00	0.00	0.00	0.00	0.00
141 E 72620 499 000 00025 000		OTHER SUPPLIES & MAT. RVES	0.00	0.00	0.00	0.00	0.00	0.00
141 E 72620 599 000 00000 000		OTHER CHARGES	26,000.00	1,778.84	9,322.68	0.00	16,677.32	35.86
141 E 72620 701 000 00000 000		ADMINISTRATION EQUIPMENT	200,000.00	500.00	25,484.75	0.00	174,515.25	12.74
141 E 72620 --- --- --- ---			2,023,610.00	132,730.11	880,148.21	0.00	1,143,461.79	43.49
			=====	=====	=====	=====	=====	=====
72710		STUDENT TRANSPORTATION						
141 E 72710 105 000 00000 000		SUPERVISOR/DIRECTOR	114,661.00	8,822.38	48,523.09	0.00	66,137.91	42.32
141 E 72710 142 000 00000 000		MECHANIC(S)	230,120.00	13,405.14	54,621.20	0.00	175,498.80	23.74
141 E 72710 146 000 00000 000		BUS DRIVERS	1,153,664.00	93,680.37	270,398.13	0.00	883,265.87	23.44
141 E 72710 189 000 00000 000		OTHER PERSONEL	0.00	0.00	0.00	0.00	0.00	0.00
141 E 72710 201 000 00000 000		SOCIAL SECURITY	92,904.00	6,419.88	21,062.17	0.00	71,841.83	22.67
141 E 72710 204 000 00000 000		STATE RETIREMENT	144,001.00	10,390.22	34,245.88	0.00	109,755.12	23.78
141 E 72710 206 000 00000 000		LIFE INSURANCE	1,517.00	303.40	455.10	0.00	1,061.90	30.00
141 E 72710 207 000 00000 000		MEDICAL INSURANCE	435,731.00	38,952.00	119,310.00	0.00	316,421.00	27.38
141 E 72710 212 000 00000 000		EMPLOYER MEDICARE	21,727.00	1,534.80	4,977.64	0.00	16,749.36	22.91
141 E 72710 307 000 00000 000		COMMUNICATION	750.00	53.30	267.62	0.00	482.38	35.68
141 E 72710 330 000 00000 000		OPERATING LEASE PAYMENTS	8,400.00	682.13	3,410.65	0.00	4,989.35	40.60
141 E 72710 399 000 00000 000		OTHER CONTRACTED SERVICES	5,000.00	0.00	572.50	0.00	4,427.50	11.45
141 E 72710 412 000 00000 000		DIESEL FUEL	275,000.00	10,020.08	21,392.34	0.00	253,607.66	7.78
141 E 72710 424 000 00000 000		GARAGE SUPPLIES	30,000.00	22.18	1,541.90	0.00	28,458.10	5.14
141 E 72710 425 000 00000 000		GASOLINE	150,000.00	7,568.67	31,352.42	0.00	118,647.58	20.90

Fnd T Acct	Obj Prj Loc	Prg Description	2020-21 Budget	November 2020-21 Monthly Activity	2020-21 FYTD Activity	Encumbered Amount	Unexpended Balance - YTD Act	2020-21 FYTD %
72710		STUDENT TRANSPORTATION						
141 E 72710 450 000 00000 000		TIRES AND TUBES	60,000.00	5,895.05	12,958.14	0.00	47,041.86	21.60
141 E 72710 453 000 00000 000		VEHICLE PARTS	160,000.00	5,837.67	21,281.89	0.00	138,718.11	13.30
141 E 72710 499 000 00000 000		OTHER SUPPLIES AND MATERIALS	5,000.00	0.00	0.00	0.00	5,000.00	0.00
141 E 72710 511 000 00000 000		VEHICLE AND EQUIPMENT INSURANC	169,028.00	0.00	172,265.00	0.00	-3,237.00	101.92
141 E 72710 599 000 00000 000		OTHER CHARGES	18,000.00	646.12	5,487.14	0.00	12,512.86	30.48
141 E 72710 729 000 00000 000		TRANSPORTATION EQUIPMENT	172,840.00	0.00	67,022.10	0.00	105,817.90	38.78
141 E 72710 729 100 00000 000		TRANS. EQUIPMENT-ELECTRIC BUS	424,545.00	0.00	4,500.01	0.00	420,044.99	1.06
141 E 72710 --- --- ----- ---			3,672,888.00	204,233.39	895,644.92	0.00	2,777,243.08	24.39
72810		OTHER SUPPORT SERVICES						
141 E 72810 105 000 00000 000		FAMILY RESOURCE DIRECTOR	65,522.00	5,458.50	16,375.50	0.00	49,146.50	24.99
141 E 72810 162 000 00000 000		CLERICAL PERSONNEL	23,949.00	1,996.00	5,988.00	0.00	17,961.00	25.00
141 E 72810 189 000 00000 000		OTHER SALARIES & WAGES	15,438.00	0.00	0.00	0.00	15,438.00	0.00
141 E 72810 201 000 00000 000		SOCIAL SECURITY	6,504.00	437.38	1,312.14	0.00	5,191.86	20.17
141 E 72810 204 000 00000 000		STATE RETIREMENT	10,750.00	752.41	2,257.23	0.00	8,492.77	21.00
141 E 72810 206 000 00000 000		LIFE INSURANCE	76.00	15.20	22.80	0.00	53.20	30.00
141 E 72810 207 000 00000 000		MEDICAL INSURANCE	14,296.00	1,420.80	4,262.40	0.00	10,033.60	29.82
141 E 72810 212 000 00000 000		EMPLOYER MEDICARE	1,521.00	102.29	306.87	0.00	1,214.13	20.18
141 E 72810 499 000 00000 000		OTHER SUPPLIES AND MATERIALS	4,500.00	0.00	0.00	0.00	4,500.00	0.00
141 E 72810 599 000 00000 000		OTHER CHARGES	5,500.00	0.00	0.00	0.00	5,500.00	0.00
141 E 72810 --- --- ----- ---			148,056.00	10,182.58	30,524.94	0.00	117,531.06	20.62
73100		FOOD SERVICE						
141 E 73100 105 000 00000 000		SUPERVISOR/DIRECTOR	76,091.00	5,854.38	32,199.09	0.00	43,891.91	42.32
141 E 73100 188 000 00000 000		BONUS	0.00	0.00	0.00	0.00	0.00	0.00
141 E 73100 189 000 00000 000		OTHER SALARIES & WAGES	0.00	0.00	0.00	0.00	0.00	0.00
141 E 73100 201 000 00000 000		SOCIAL SECURITY	4,718.00	353.80	1,968.85	0.00	2,749.15	41.73
141 E 73100 204 000 00000 000		STATE RETIREMENT	7,312.00	562.60	3,094.30	0.00	4,217.70	42.32
141 E 73100 206 000 00000 000		LIFE INSURANCE	1,664.00	332.80	499.20	0.00	1,164.80	30.00
141 E 73100 207 000 00000 000		MEDICAL INSURANCE	612,150.00	45,866.20	227,304.60	0.00	384,845.40	37.13

Fnd T Acct	Obj Prj Loc	Prg	Account Level Description	2020-21 Budget	November 2020-21 Monthly Activity	2020-21 FYTD Activity	Encumbered Amount	Unexpended Balance - YTD Act	2020-21 FYTD %
73100 FOOD SERVICE									
141 E 73100	212 000	00000 000	EMPLOYER MEDICARE	1,103.00	82.74	460.42	0.00	642.58	41.74
141 E 73100	299 000	00000 000	OTHER FRINGE BENEFITS	0.00	0.00	0.00	0.00	0.00	0.00
				<hr/>	<hr/>	<hr/>	<hr/>	<hr/>	<hr/>
141 E 73100	---	---	-----	703,038.00	53,052.52	265,526.46	0.00	437,511.54	37.77
				=====	=====	=====	=====	=====	=====
73300 COMMUNITY SERVICES									
141 E 73300	105 000	00000 000	SUPERVISOR/DIRECTOR	51,869.00	4,520.00	22,484.00	0.00	29,385.00	43.35
141 E 73300	116 000	00000 000	TEACHERS	0.00	900.00	900.00	0.00	-900.00	0.00
141 E 73300	161 000	00000 000	SECRETARY(S)	0.00	0.00	0.00	0.00	0.00	0.00
141 E 73300	162 000	00000 000	SECRETARY	26,513.00	2,041.62	11,228.91	0.00	15,284.09	42.35
141 E 73300	169 000	00000 000	PART-TIME PERSONNEL	0.00	0.00	0.00	0.00	0.00	0.00
141 E 73300	189 000	00000 000	OTHER SALARIES & WAGES	353,354.00	33,912.02	175,602.87	0.00	177,751.13	49.70
141 E 73300	189 000	00100 000	BCES CHILDCARE ANNEX SALARIES	0.00	2,347.73	2,347.73	0.00	-2,347.73	0.00
141 E 73300	201 000	00000 000	SOCIAL SECURITY	26,768.00	2,461.19	12,693.29	0.00	14,074.71	47.42
141 E 73300	201 000	00100 000		0.00	145.56	145.56	0.00	-145.56	0.00
141 E 73300	204 000	00000 000	STATE RETIREMENT	41,490.00	1,716.68	8,851.01	0.00	32,638.99	21.33
141 E 73300	207 000	00000 000	MEDICAL INSURANCE	22,131.00	2,909.39	9,556.03	0.00	12,574.97	43.18
141 E 73300	212 000	00000 000	EMPLOYER MEDICARE	6,260.00	575.63	2,968.57	0.00	3,291.43	47.42
141 E 73300	212 000	00100 000		0.00	34.04	34.04	0.00	-34.04	0.00
141 E 73300	355 000	00000 000	TRAVEL	2,000.00	0.00	89.30	0.00	1,910.70	4.47
141 E 73300	422 000	00000 000	FOOD SUPPLIES	30,000.00	0.00	1,559.04	0.00	28,440.96	5.20
141 E 73300	429 000	00000 100	OTHER SUPPLIES & MAT_LOT GRANT	0.00	199.00	199.00	0.00	-199.00	0.00
141 E 73300	499 000	00000 000	OTHER SUPPLIES AND MATERIALS	20,000.00	0.00	1,185.72	0.00	18,814.28	5.93
141 E 73300	599 000	00000 000	OTHER CHARGES	13,000.00	1,121.22	1,512.14	0.00	11,487.86	11.63
				<hr/>	<hr/>	<hr/>	<hr/>	<hr/>	<hr/>
141 E 73300	---	---	-----	593,385.00	52,884.08	251,357.21	0.00	342,027.79	42.36
				=====	=====	=====	=====	=====	=====
73400 EARLY CHILDHOOD EDUCATION									
141 E 73400	116 000	00000 000	TEACHERS	193,085.00	16,090.34	48,271.02	0.00	144,813.98	25.00
141 E 73400	163 000	00000 000	EDUCATIONAL ASSISTANTS	43,527.00	3,585.01	13,173.99	0.00	30,353.01	30.27
141 E 73400	201 000	00000 000	SOCIAL SECURITY	14,670.00	1,134.55	3,547.44	0.00	11,122.56	24.18
141 E 73400	204 000	00000 000	STATE RETIREMENT	24,013.00	1,914.51	6,055.56	0.00	17,957.44	25.22

Account Level						2020-21	November 2020-21	2020-21	Encumbered	Unexpended	2020-21
Fnd T Acct	Obj Prj Loc	Prg	Description	Budget	Monthly Activity	FYTD Activity	Amount	Balance - YTD Act	FYTD %		
99100	TRANSFERS										
141 E 99100 316 000 00000 000	CONTRIBUTIONS TO DS					0.00	0.00	0.00	0.00	0.00	0.00
141 E 99100 590 000 00000 000	TRANSFERS TO OTHER FUNDS					260,000.00	0.00	0.00	0.00	260,000.00	0.00
141 E 99100 --- --- --- ---						260,000.00	0.00	0.00	0.00	260,000.00	0.00
						=====	=====	=====	=====	=====	=====
141 - --- --- --- --- ---						74,123,306.00	5,506,317.75	20,307,611.81	0.00	53,815,694.19	27.40

Number of Accounts: 660

***** End of report *****

Acct	Account Level Description	Amount
A	Asset	
11140	CASH WITH TRUSTEE D.	0.00
11140	CASH WITH TRUSTEE	12,666,312.06
11140		0.00
11140		4,500.01CR
11300	INVESTMENTS	0.00
11410	ACCOUNTS RECEIVABLE	118,646.91CR
11420	Allowance for Doubtful Accts.	0.00
11430	DUE FROM OTHER GOVERNMENTS	3,013,891.96
11430	DUE FROM OTHER GOVERNMENTS	0.00
11440	DUE FROM OTHER FUNDS	15,632.60
11500	PROPERTY TAX RECEIVABLE	13,613,465.00
11510	ALLOWANCE FOR UNCOLL. PROPERTY	246,129.00CR
11600	PRE-PAID ITEMS	0.00
11820	CASH SHORTAGE	0.00
11890	OTHER CURRENT ASSETS	0.00
21100		0.00
-----		28,940,025.70
		=====

L	Liability	
21100	ACCOUNTS PAYABLE	84.92CR
21100		0.00
21300	PAYROLL ADJUSTMENTS	0.00
21310	INCOME TAX WITHHELD AND UNPAID	170.43
21320	SOCIAL SECURITY TAX	258.96
21325	EMPLOYEE MEDICARE DEDUCTION	60.59
21330	RETIREMENT CONTRIBUTIONS	552,665.22CR
21331	HYBRID EMPLOYER CONTRIBUTION	0.00
21339	STATE DENTAL PLAN	0.00
21340	MEDICAL INSURANCE CONTRIBUTION	394,367.36
21341	COLONIAL LIFE INS PAYABLE	0.00
21342	HARTFORD ROTH	0.00
21342	SOCIAL SECURITY	0.00
21342	STATE RETIREMENT	0.00
21342	MEDICAL INSURANCE	0.00
21342	MEDICARE	0.00
21343	AMERICAN FAMILY LIFE PAYABLE	45,024.87CR
21344	HORACE MANN LIFE INS PAYABLE	32.48
21345	CITIZENS SECURITY DENTAL	0.00
21346	WASHINGTON NATIONAL INS CO	0.00
21347	LIBERTY NATIONAL INS PAYABLE	0.00
21348	MEDICAL INSURANCE PAYABLE	59,492.52
21349	UNITED WAY	0.00
21350	NTA LIFE BUSINESS SERVICES	0.00
21351	HORACE MANN ANNUITY PAYABLE	4.35CR
21352	TRANSAMERICA	0.00
21353	DAVIS VISION	0.00
21354	ONE AMERICA	11.52
21355	EDUCATIONAL PLANNING GROUP	0.00
21356	TRUSTMARK	0.00
21357	MODERN WOODMEN INS PAYABLE	0.00
21358	HYBRID-TAXED CONTRIBUTION	500.00CR

Acct	Account Level Description	Amount
L	Liability	
21359	HYBRID PRETAXED CONTRIBUTION	496.55CR
21360	GARNISHMENTS AND LEVIES	358.58CR
21361	CENTRAL STATES HEALTH & LIFE C	0.00
21362	USABLE LIFE	0.00
21362	SOCIAL SECURITY	0.00
21362	STATE RETIREMENT	0.00
21362	MEDICAL INSURANCE	0.00
21362	MEDICARE	0.00
21363	MISCELLANEOUS DEDUCTIONS	0.00
21364	LEGAL SHIELD	0.00
21365	WAGWORKS	150.00CR
21365	WAGWORKS	0.00
21366	VALU TEACHERS	300.00
21367	LIFE INSURANCE OF ALABAMA	0.00
21370	AIG RETIREMENT (VALIC)	48.00
21380	CREDIT UNION DEDUCTIONS	358.58
21390	NEA TEA WCEA DUES	0.00
21500	DUE TO OTHER FUNDS	0.00
21510	DUE TO PRIMARY GOVERNMENT	0.00
21600	DUE TO GENERAL GOVERNMENT	0.00
21900	DUE TO PTO	0.00
29940	DEFERRED CURRENT PROP. TAXES	12,987,865.00CR
29945	DEF. DELINQUENT PROPERTY TAXES	307,701.00CR
-----		13,439,750.05CR
		=====

Q	Equity	
34110	PURCHASE ORDERS PAYABLE	0.00
34111	RESERVE FOR ENCUMBRANCE	0.00
34120	ENCUMBRANCE PRIOR YEAR	0.00
34240	PRE-PAID ITEMS	0.00
34555	RESTRICTED FOR EDUCATION	0.00
34560	RESTRICTED FOR EDUCATION - CL	0.00
34587	RESTRCT FOR HYBRID RETIR SRT	106,223.00CR
34755	ASSIGNED FOR EDUCATION - NISWO	0.00
34760	ASSIGNED FOR INSTRUCTION - RET	0.00
34765	ASSIGNED FOR SUPPORT SERVICES	3,440,534.00CR
34770	ASSIGNED FOR OPERATION NON-INS	0.00
34775	ASSIGNED FOR CAPITAL OUTLAY	0.00
34780	ASSIGNED FOR EDUCATION - CASH	2,020,000.00CR
39000	REV EXP SUMMARY FLOW THROUGH	9,938,018.66CR
39000		4,500.01
39999	UNDESIGNATED FUND BALANCE	0.00
-----		15,500,275.65CR
		=====

Grand Asset Totals	28,940,025.70
Grand Liability Tota	13,439,750.05CR
Grand Equity Totals	15,500,275.65CR
Grand Totals	0.00

Acct	Account Level Description	Amount
Number of Accounts: 87		

***** End of report *****

		CHECK CHECK				
FND ACCT	OBJ	NUMBER	DATE	VENDOR		AMOUNT
142	72210	355	142213107	11/06/2020	MORELOCK, KHRIS	21.62
142	71200	429	142213108	11/06/2020	N2Y	4,436.08
142	71100	429	142213110	11/06/2020	SCHOOL SPECIALTY	172.43
142	71100	429	142213111	11/06/2020	TOLEDO PHYS ED SUPPL	408.73
142	72210	355	142213112	11/06/2020	WHITAKER, JERRY	2.82
142	71100	429	142213264	11/13/2020	INST FOR MULTI SENSO	39.95
142	71100	429	142213265	11/13/2020	LAKESHORE LEARNING M	21.98
142	71100	429	142213265	11/13/2020	LAKESHORE LEARNING M	64.96
142	71100	429	142213268	11/13/2020	SCHOLASTIC MAGAZINES	93.39
142	72210	429	142213330	11/20/2020	COMMITTEE FOR CHILDR	21,231.00
142	71200	429	142213331	11/20/2020	HOUGHTON MIFFLIN	1,989.00
142	71200	429	142213332	11/20/2020	IXL LEARNING	449.00
142	71200	429	142213333	11/20/2020	NCS PEARSON INC	197.16
142	72220	196	142213334	11/20/2020	TAASE	2,325.00
142	71200	429	142213336	11/20/2020	US POST OFFICE	55.00
142	71100	429	142213337	11/25/2020	ACHIEVE3000	5,900.00
142	71100	429	142213338	11/25/2020	CDW GOVERNMENT, INC	2,442.00
142	71100	429	142213338	11/25/2020	CDW GOVERNMENT, INC	3,069.00
142	71100	429	142213338	11/25/2020	CDW GOVERNMENT, INC	1,980.00
142	71100	429	142213338	11/25/2020	CDW GOVERNMENT, INC	660.00
142	71100	429	142213338	11/25/2020	CDW GOVERNMENT, INC	1,650.00
142	71100	429	142213338	11/25/2020	CDW GOVERNMENT, INC	99.00
142	72210	499	142213338	11/25/2020	CDW GOVERNMENT, INC	90.00
142	72210	429	142213339	11/25/2020	EDUMOTION	364.52
142	72220	725	142213340	11/25/2020	ENA SERVICES	12,634.00
142	72250	350	142213340	11/25/2020	ENA SERVICES	72,918.01
142	71200	429	142213342	11/25/2020	NCS PEARSON INC	40.00
142	72220	524	142213343	11/25/2020	UNIVERSITY OF TENNES	40.00
Totals for checks						133,394.65

FUND SUMMARY

<u>FUND</u>	<u>DESCRIPTION</u>	<u>BALANCE SHEET</u>	<u>REVENUE</u>	<u>EXPENSE</u>	<u>TOTAL</u>
142	SCHOOL FEDERAL PROJECTS	0.00	0.00	133,394.65	133,394.65
***	Fund Summary Totals ***	0.00	0.00	133,394.65	133,394.65

***** End of report *****

Fnd T	Acct	Obj	Prj	Loc	Prg	Account Level Description	2020-21 Budget	November 2020-21 Monthly Activity	2020-21 FYTD Activity	Encumbered Amount	Unexpended Balance - YTD Act	2020-21 FYTD %
010						CONSOLIDATED ADMINISTRATION						
142	E	72210	105	010	00001	000 SUPERVISOR/DIRECTOR	88,000.00	7,230.84	36,154.20	0.00	51,845.80	41.08
142	E	72210	161	010	00001	000 SECRETARY(S)	0.00	0.00	0.00	0.00	0.00	0.00
142	E	72210	162	010	00001	000 CLERICAL PERSONNEL	45,000.00	3,238.38	17,811.09	0.00	27,188.91	39.58
142	E	72210	189	010	00000	000 OTHER SALARIES & WAGES	0.00	0.00	0.00	0.00	0.00	0.00
142	E	72210	189	010	00001	000 OTHER SALARIES & WAGES	60,000.00	4,830.17	24,150.85	0.00	35,849.15	40.25
142	E	72210	201	010	00000	000	0.00	0.00	0.00	0.00	0.00	0.00
142	E	72210	201	010	00001	000 SOCIAL SECURITY	11,966.00	890.96	4,670.39	0.00	7,295.61	39.03
142	E	72210	204	010	00000	000	0.00	0.00	0.00	0.00	0.00	0.00
142	E	72210	204	010	00001	000 STATE RETIREMENT	19,524.00	1,549.87	7,904.95	0.00	11,619.05	40.49
142	E	72210	207	010	00000	000	0.00	0.00	0.00	0.00	0.00	0.00
142	E	72210	207	010	00001	000 MEDICAL INSURANCE	35,582.00	1,968.00	5,904.00	0.00	29,678.00	16.59
142	E	72210	212	010	00000	000	0.00	0.00	0.00	0.00	0.00	0.00
142	E	72210	212	010	00001	000 EMPLOYER MEDICARE	2,799.00	208.37	1,092.29	0.00	1,706.71	39.02
142	E	72210	336	010	00000	000 MAINTENANCE AND REPAIR SERVICE	0.00	0.00	0.00	0.00	0.00	0.00
142	E	72210	355	010	00000	000 TRAVEL	10,000.00	24.44	324.77	0.00	9,675.23	3.25
142	E	72210	499	010	00000	000 OTHER SUPPLIES AND MATERIALS	10,000.00	90.00	2,575.68	0.00	7,424.32	25.76
142	E	72210	524	010	00000	000 IN SERVICE / STAFF DEVELOPMENT	9,229.00	0.00	110.00	0.00	9,119.00	1.19
142	E	99100	504	010	00008	000 INDIRECT COST	4,000.00	0.00	0.00	0.00	4,000.00	0.00
					010		296,100.00	20,031.03	100,698.22	0.00	195,401.78	34.01

Fnd T Acct	Obj Prj Loc	Prg	Account Level Description	2020-21 Budget	November 2020-21 Monthly Activity	2020-21 FYTD Activity	Encumbered Amount	Unexpended Balance - YTD Act	2020-21 FYTD %
100			TITLE I						
142 E	71100 116 100	00000 000	TEACHERS	798,040.00	65,508.78	198,900.36	0.00	599,139.64	24.92
142 E	71100 163 100	00000 000	EDUCATIONAL ASSISTANTS	117,064.00	8,266.52	30,466.37	0.00	86,597.63	26.03
142 E	71100 189 100	00000 000	OTHER SALARIES & WAGES	256,900.00	0.00	0.00	0.00	256,900.00	0.00
142 E	71100 195 100	00000 000	CERTIFIED SUBSTITUTE TEACHERS	0.00	0.00	0.00	0.00	0.00	0.00
142 E	71100 201 100	00000 000	SOCIAL SECURITY	72,664.00	4,125.30	12,817.93	0.00	59,846.07	17.64
142 E	71100 204 100	00000 000	STATE RETIREMENT	120,068.00	7,321.98	22,510.53	0.00	97,557.47	18.75
142 E	71100 207 100	00000 000	MEDICAL INSURANCE	182,259.00	16,263.60	48,790.80	0.00	133,468.20	26.77
142 E	71100 212 100	00000 000	EMPLOYER MEDICARE	16,994.00	980.59	3,058.37	0.00	13,935.63	18.00
142 E	71100 311 100	00000 000	CONTRACTS WITH OTHER SCHOOL SY	0.00	0.00	0.00	0.00	0.00	0.00
142 E	71100 336 100	00000 000	MAINTENANCE AND REPAIR SERVICE	0.00	0.00	0.00	0.00	0.00	0.00
142 E	71100 429 100	00000 000	INSTRUCTIONAL SUPPLIES & MATER	80,179.53	220.28	1,402.84	0.00	78,776.69	1.75
142 E	71100 499 100	00000 000	OTHER SUPPLIES AND MATERIALS	0.00	0.00	0.00	0.00	0.00	0.00
142 E	71100 722 100	00000 000	REGULAR INSTRUCTION EQUIPMENT	0.00	0.00	0.00	0.00	0.00	0.00
142 E	72130 189 100	00000 000	OTHER SALARIES & WAGES	0.00	0.00	0.00	0.00	0.00	0.00
142 E	72130 201 100	00000 000	SOCIAL SECURITY	0.00	0.00	0.00	0.00	0.00	0.00
142 E	72130 204 100	00000 000	STATE RETIREMENT	0.00	0.00	0.00	0.00	0.00	0.00
142 E	72130 207 100	00000 000	MEDICAL INSURANCE	0.00	0.00	0.00	0.00	0.00	0.00
142 E	72130 212 100	00000 000	EMPLOYER MEDICARE	0.00	0.00	0.00	0.00	0.00	0.00
142 E	72130 499 100	00000 000	OTHER SUPPLIES AND MATERIALS	22,000.00	0.00	1,000.00	0.00	21,000.00	4.55
142 E	72130 599 100	00000 000	OTHER CHARGES	5,000.00	0.00	0.00	0.00	5,000.00	0.00
142 E	72210 189 100	00000 000	OTHER SALARIES & WAGES	48,000.00	0.00	0.00	0.00	48,000.00	0.00
142 E	72210 195 100	00000 000	CERTIFIED SUBSTITUTE TEACHERS	0.00	0.00	0.00	0.00	0.00	0.00
142 E	72210 201 100	00000 000	SOCIAL SECURITY	2,976.00	0.00	0.00	0.00	2,976.00	0.00
142 E	72210 204 100	00000 000	STATE RETIREMENT	4,831.00	0.00	0.00	0.00	4,831.00	0.00
142 E	72210 207 100	00000 000	MEDICAL INSURANCE	5,746.00	0.00	0.00	0.00	5,746.00	0.00
142 E	72210 212 100	00000 000	EMPLOYER MEDICARE	696.00	0.00	0.00	0.00	696.00	0.00
142 E	72210 355 100	00000 000	TRAVEL	5,188.00	0.00	0.00	0.00	5,188.00	0.00
142 E	72210 524 100	00000 000	IN SERVICE / STAFF DEVELOPMENT	10,000.00	0.00	0.00	0.00	10,000.00	0.00
142 E	72210 599 100	00000 000	OTHER CHARGES	0.00	0.00	0.00	0.00	0.00	0.00
142 E	99100 504 100	00008 000	INDIRECT COST	35,000.00	0.00	0.00	0.00	35,000.00	0.00
142 E	99100 590 100	00000 000	TRANSFERS OUT	0.00	0.00	0.00	0.00	0.00	0.00
				<u>1,783,605.53</u>	<u>102,687.05</u>	<u>318,947.20</u>	<u>0.00</u>	<u>1,464,658.33</u>	<u>17.88</u>

Fnd T Acct	Obj Prj Loc	Prg	Account Level Description	2020-21 Budget	November 2020-21 Monthly Activity	2020-21 FYTD Activity	Encumbered Amount	Unexpended Balance - YTD Act	2020-21 FYTD %
160			TITLE I-D						
142 E 71100 429 160 00000 000			INSTRUCTIONAL SUPPLIES & MATER	12,275.92	0.00	1,299.99	0.00	10,975.93	10.59
142 E 72210 499 160 00000 000			OTHER SUPPLIES AND MATERIALS	12,600.00	0.00	0.00	0.00	12,600.00	0.00
142 E 72210 524 160 00000 000			IN-SERVICE / STAFF DEVELOPMENT	5,500.00	0.00	110.00	0.00	5,390.00	2.00
142 E 99100 504 160 00000 000			INDIRECT COST	1,500.00	0.00	0.00	0.00	1,500.00	0.00
	160			31,875.92	0.00	1,409.99	0.00	30,465.93	4.42

Account Level		2020-21	November 2020-21	2020-21	Encumbered	Unexpended	2020-21
Fnd T Acct	Obj Prj Loc Prg Description	Budget	Monthly Activity	FYTD Activity	Amount	Balance - YTD Act	FYTD %
172	ADAPTIVE LEARNING TECH. GRANT						
142 E 71100 195 172 00000 000	CERTIFIED SUBSTITUTE TEACHERS	0.00	0.00	0.00	0.00	0.00	0.00
142 E 71100 429 172 00000 000	INSTRUCTIONAL SUPPLIES AND MAT	0.00	5,900.00	5,900.00	0.00	-5,900.00	0.00
142 E 72210 524 172 00001 000	IN-SERVICE / STAFF DEVELOPMENT	0.00	0.00	0.00	0.00	0.00	0.00
142 E 99100 504 172 00008 000	INDIRECT COST	0.00	0.00	0.00	0.00	0.00	0.00
	172	0.00	5,900.00	5,900.00	0.00	-5,900.00	0.00

Fnd T	Acct	Obj	Prj	Loc	Prg	Account Level Description	2020-21 Budget	November 2020-21 Monthly Activity	2020-21 FYTD Activity	Encumbered Amount	Unexpended Balance - YTD Act	2020-21 FYTD %
200						TITLE II - A						
142	E	71100	116	200	00000	000 TEACHERS	77,168.00	6,163.90	9,373.67	0.00	67,794.33	12.15
142	E	71100	195	200	00000	000 CERTIFIED SUBSTITUTE TEACHERS	0.00	0.00	0.00	0.00	0.00	0.00
142	E	71100	201	200	00000	000 SOCIAL SECURITY	4,785.00	382.16	581.17	0.00	4,203.83	12.15
142	E	71100	204	200	00000	000 STATE RETIREMENT	7,925.00	554.76	843.64	0.00	7,081.36	10.65
142	E	71100	207	200	00000	000 MEDICAL INSURANCE	11,492.00	0.00	0.00	0.00	11,492.00	0.00
142	E	71100	212	200	00000	000 EMPLOYER MEDICARE	1,119.00	89.37	135.91	0.00	983.09	12.15
142	E	72210	138	200	00010	000 INSTR COMPUTER PERSONNEL	74,702.00	8,445.91	16,454.57	0.00	58,247.43	22.03
142	E	72210	189	200	00000	000 OTHER SALARIES & WAGES	11,880.00	0.00	264.00	0.00	11,616.00	2.22
142	E	72210	195	200	00000	000 CERTIFIED SUBSTITUTE TEACHERS	0.00	0.00	0.00	0.00	0.00	0.00
142	E	72210	201	200	00000	000 SOCIAL SECURITY	5,982.00	0.00	16.29	0.00	5,965.71	0.27
142	E	72210	201	200	00010	000	0.00	496.82	980.46	0.00	-980.46	0.00
142	E	72210	204	200	00000	000 STATE RETIREMENT	9,950.00	0.00	27.11	0.00	9,922.89	0.27
142	E	72210	204	200	00010	000	0.00	867.39	1,689.87	0.00	-1,689.87	0.00
142	E	72210	207	200	00000	000 MEDICAL INSURANCE	11,347.00	0.00	0.00	0.00	11,347.00	0.00
142	E	72210	207	200	00010	000	0.00	1,614.00	2,708.40	0.00	-2,708.40	0.00
142	E	72210	212	200	00000	000 EMPLOYER MEDICARE	1,399.00	0.00	3.81	0.00	1,395.19	0.27
142	E	72210	212	200	00010	000	0.00	116.19	229.30	0.00	-229.30	0.00
142	E	72210	355	200	00000	000 TRAVEL	0.00	0.00	0.00	0.00	0.00	0.00
142	E	72210	499	200	00000	000 OTHER SUPPLIES AND MATERIALS	0.00	0.00	0.00	0.00	0.00	0.00
142	E	72210	524	200	00000	000 IN SERVICE / STAFF DEVELOPMENT	135,077.16	0.00	16,800.00	0.00	118,277.16	12.44
142	E	99100	504	200	00008	000 INDIRECT COST	10,000.00	0.00	0.00	0.00	10,000.00	0.00
142	E	99100	590	200	00000	000 TRANSFERS OUT	0.00	0.00	0.00	0.00	0.00	0.00
						200	362,826.16	18,730.50	50,108.20	0.00	312,717.96	13.81

Fnd T Acct	Obj Prj Loc	Prg	Account Level Description	2020-21 Budget	November 2020-21 Monthly Activity	2020-21 FYTD Activity	Encumbered Amount	Unexpended Balance - YTD Act	2020-21 FYTD %
440			TITLE IV						
142 E 71100 429 440 00000 000			INSTRUCTIONAL SUPPLIES & MAT.	0.00	0.00	0.00	0.00	0.00	0.00
142 E 71150 116 440 00000 000			TEACHERS	37,762.00	3,146.83	16,785.83	0.00	20,976.17	44.45
142 E 71150 201 440 00000 000			SOCIAL SECURITY	2,342.00	165.73	922.51	0.00	1,419.49	39.39
142 E 71150 204 440 00000 000			STATE RETIREMENT	3,399.00	283.22	849.66	0.00	2,549.34	25.00
142 E 71150 207 440 00000 000			MEDICAL INSURANCE	9,490.79	1,066.80	4,294.80	0.00	5,195.99	45.25
142 E 71150 212 440 00000 000			MEDICARE	548.00	38.76	215.76	0.00	332.24	39.37
142 E 72130 123 440 00000 000			GUIDANCE PERSONNEL	62,110.00	4,409.83	13,229.49	0.00	48,880.51	21.30
142 E 72130 201 440 00000 000			SOCIAL SECURITY	3,281.00	252.31	756.93	0.00	2,524.07	23.07
142 E 72130 204 440 00000 000			STATE RETIREMENT	5,435.00	452.89	1,358.67	0.00	4,076.33	25.00
142 E 72130 207 440 00000 000			MEDICAL INSURANCE	0.00	901.20	2,703.60	0.00	-2,703.60	0.00
142 E 72130 212 440 00000 000			EMPLOYER MEDICARE	768.00	59.01	177.03	0.00	590.97	23.05
142 E 72130 499 440 00000 000			OTHER SUPPLIES & MATERIALS	0.00	0.00	0.00	0.00	0.00	0.00
142 E 72130 524 440 00000 000			IN SERVICE / STAFF DEVELOPMENT	0.00	0.00	0.00	0.00	0.00	0.00
142 E 72130 599 440 00000 000			OTHER CHARGES	0.00	0.00	0.00	0.00	0.00	0.00
142 E 72250 105 440 00000 000			SUPERVISOR / DIRECTOR	500.00	0.00	0.00	0.00	500.00	0.00
142 E 72250 524 440 00000 000			IN-SERVICE / STAFF DEVELOPMENT	0.00	0.00	0.00	0.00	0.00	0.00
142 E 72250 790 440 00000 000			OTHER EQUIPMENT	0.00	0.00	0.00	0.00	0.00	0.00
142 E 72710 201 440 00000 000				0.00	0.00	0.00	0.00	0.00	0.00
142 E 72710 204 440 00000 000				0.00	0.00	0.00	0.00	0.00	0.00
142 E 72710 212 440 00000 000				0.00	0.00	0.00	0.00	0.00	0.00
142 E 72710 599 440 00000 000			OTHER CHARGES	0.00	0.00	0.00	0.00	0.00	0.00
142 E 99100 504 440 00000 000			INDIRECT COST	500.00	0.00	0.00	0.00	500.00	0.00
			440	126,135.79	10,776.58	41,294.28	0.00	84,841.51	32.74

Account Level						2020-21	November 2020-21	2020-21	Encumbered	Unexpended	2020-21
Fnd T Acct	Obj Prj Loc	Prg	Description	Budget	Monthly Activity	FYTD Activity	Amount	Balance - YTD Act	FYTD %		
800 CARL PERKINS											
142 E 71300 116 800 00021 000	TEACHERS					0.00	0.00	0.00	0.00	0.00	0.00
142 E 71300 189 800 00021 000	OTHER SALARIES & WAGES					0.00	0.00	0.00	0.00	0.00	0.00
142 E 71300 201 800 00021 000	SOCIAL SECURITY					0.00	0.00	0.00	0.00	0.00	0.00
142 E 71300 204 800 00021 000	STATE RETIREMENT					0.00	0.00	0.00	0.00	0.00	0.00
142 E 71300 207 800 00021 000	MEDICAL INSURANCE					0.00	0.00	0.00	0.00	0.00	0.00
142 E 71300 212 800 00021 000	EMPLOYER MEDICARE					0.00	0.00	0.00	0.00	0.00	0.00
142 E 71300 429 800 00000 000	INSTRUCTIONAL SUPPLIES & MATER					8,000.00	0.00	10,400.00	0.00	-2,400.00	130.00
142 E 71300 499 800 00000 000	OTHER SUPPLIES AND MATERIALS					8,037.00	0.00	0.00	0.00	8,037.00	0.00
142 E 71300 599 800 00000 000	OTHER CHARGES					0.00	0.00	0.00	0.00	0.00	0.00
142 E 71300 730 800 00000 000	VOCATIONAL INSTRUCTION EQUIPME					67,310.00	0.00	3,879.49	0.00	63,430.51	5.76
142 E 72130 146 800 00000 000	BUS DRIVERS					0.00	0.00	0.00	0.00	0.00	0.00
142 E 72130 355 800 00000 000	TRAVEL					15,000.00	0.00	0.00	0.00	15,000.00	0.00
142 E 72130 399 800 00000 000	OTHER CONTRACTED SERVICES					0.00	0.00	0.00	0.00	0.00	0.00
142 E 72130 524 800 00000 000	IN SERVICE / STAFF DEVELOPMENT					22,000.00	0.00	2,400.00	0.00	19,600.00	10.91
142 E 72230 599 800 00000 000						0.00	0.00	0.00	0.00	0.00	0.00
142 E 99100 504 800 00008 000	INDIRECT COST					3,383.00	0.00	0.00	0.00	3,383.00	0.00
142 E 99100 590 800 00008 000	TRANS. OUT - INDIRECT COST					0.00	0.00	0.00	0.00	0.00	0.00
800						123,730.00	0.00	16,679.49	0.00	107,050.51	13.48

Account Level		2020-21	November 2020-21	2020-21	Encumbered	Unexpended	2020-21
Fnd T Acct	Obj Prj Loc Prg Description	Budget	Monthly Activity	FYTD Activity	Amount	Balance - YTD Act	FYTD %
803	PERKINS SECONDARY RESERVE						
142 E 71300 429 803 00000 000	INSTRUCTIONAL SUPPLIES & MAT.	8,249.45	0.00	0.00	0.00	8,249.45	0.00
142 E 71300 499 803 00000 000	OTHER SUPPLIES AND MATERIALS	2,897.99	0.00	0.00	0.00	2,897.99	0.00
142 E 71300 730 803 00000 000	VOCATIONAL INSTRUCTION EQUIP.	38,687.52	0.00	47,331.98	0.00	-8,644.46	122.34
	803	49,834.96	0.00	47,331.98	0.00	2,502.98	94.98

Fnd T Acct	Obj Prj Loc	Prg	Account Level Description	2020-21 Budget	November 2020-21 Monthly Activity	2020-21 FYTD Activity	Encumbered Amount	Unexpended Balance - YTD Act	2020-21 FYTD %
894			IDEA INNOVATION						
142 E 71100 189 894 00008 000			OTHER SALARIES & WAGES	0.00	0.00	0.00	0.00	0.00	0.00
142 E 71100 195 894 00000 000			CERTIFIED SUBSTITUTE TEACHERS	0.00	0.00	0.00	0.00	0.00	0.00
142 E 71100 201 894 00008 000			SOCIAL SECURITY	0.00	0.00	0.00	0.00	0.00	0.00
142 E 71100 212 894 00008 000			EMPLOYER MEDICARE	0.00	0.00	0.00	0.00	0.00	0.00
142 E 71100 429 894 00000 000			INSTRUCTIONAL SUPPLIES & MATER	0.00	0.00	0.00	0.00	0.00	0.00
142 E 71200 429 894 00000 000			Instructional Supplies & Mat.	0.00	0.00	0.00	0.00	0.00	0.00
142 E 72210 138 894 00010 000			INSTRUCTIONAL COMPUTER PERSONN	0.00	0.00	0.00	0.00	0.00	0.00
142 E 72210 189 894 00000 000			OTHER SALARIES & WAGES	0.00	0.00	0.00	0.00	0.00	0.00
142 E 72210 201 894 00000 000				0.00	0.00	0.00	0.00	0.00	0.00
142 E 72210 201 894 00013 000			SOCIAL SECURITY	0.00	0.00	0.00	0.00	0.00	0.00
142 E 72210 204 894 00000 000			STATE RETIREMENT	0.00	0.00	0.00	0.00	0.00	0.00
142 E 72210 212 894 00000 000				0.00	0.00	0.00	0.00	0.00	0.00
142 E 72210 212 894 00013 000			EMPLOYER MEDICARE	0.00	0.00	0.00	0.00	0.00	0.00
142 E 72210 429 894 00000 000			INSTRUCTIONAL SUPPLIES & MATER	0.00	0.00	0.00	0.00	0.00	0.00
142 E 72210 524 894 00000 000			IN SERVICE / STAFF DEVELOPMENT	0.00	0.00	0.00	0.00	0.00	0.00
142 E 72220 725 894 00000 000			SPECIAL EDUCATION EQUIPMENT	15,088.50	12,634.00	12,634.00	0.00	2,454.50	83.73
142 E 99100 504 894 00008 000			INDIRECT COST	0.00	0.00	0.00	0.00	0.00	0.00
		894		15,088.50	12,634.00	12,634.00	0.00	2,454.50	83.73

Account Level		2020-21	November 2020-21	2020-21	Encumbered	Unexpended	2020-21
Fnd T Acct	Obj Prj Loc Prg Description	Budget	Monthly Activity	FYTD Activity	Amount	Balance - YTD Act	FYTD %
897	IDEA DISCRETIONARY SPDG						
142 E 71200 429 897 00000 000	IDEA DISCRETIONARY SPDG	0.00	0.00	0.00	0.00	0.00	0.00
142 E 71200 725 897 00000 000	SPECIAL EDUCATION EQUIPMENT	10,000.00	0.00	0.00	0.00	10,000.00	0.00
	897	10,000.00	0.00	0.00	0.00	10,000.00	0.00

Account Level		2020-21	November 2020-21	2020-21	Encumbered	Unexpended	2020-21
Fnd T Acct	Obj Prj Loc Prg Description	Budget	Monthly Activity	FYTD Activity	Amount	Balance - YTD Act	FYTD %
899	IDEA SUSTAINABILITY GRANT						
142 E 71200 195 899 00000 000	CERTIFIED SUBSTITUTE TEACHERS	5,000.00	0.00	0.00	0.00	5,000.00	0.00
142 E 71200 201 899 00000 000	SOCIAL SECURITY	310.00	0.00	0.00	0.00	310.00	0.00
142 E 71200 204 899 00000 000	STATE RETIREMENT	0.00	0.00	0.00	0.00	0.00	0.00
142 E 71200 212 899 00000 000	EMPLOYER MEDICARE	73.00	0.00	0.00	0.00	73.00	0.00
142 E 71200 429 899 00000 000	INSTRUCTIONAL SUPPLIES & MATER	35,854.00	1,989.00	36,146.31	0.00	-292.31	100.82
142 E 72220 196 899 00000 000	IN SERVICE TRAINING	5,000.00	2,325.00	3,521.25	0.00	1,478.75	70.43
142 E 72220 196 899 00020 000	IN SERVICE TRAINING	0.00	0.00	0.00	0.00	0.00	0.00
142 E 72220 201 899 00000 000	SOCIAL SECURITY	310.00	0.00	74.17	0.00	235.83	23.93
142 E 72220 204 899 00000 000	STATE RETIREMENT	480.00	0.00	117.41	0.00	362.59	24.46
142 E 72220 212 899 00000 000	EMPLOYER MEDICARE	73.00	0.00	17.36	0.00	55.64	23.78
142 E 72220 524 899 00000 000	IN-SERVICE / STAFF DEVELOPMENT	22,900.00	0.00	4,851.50	0.00	18,048.50	21.19
	899	70,000.00	4,314.00	44,728.00	0.00	25,272.00	63.90

Fnd T Acct	Obj Prj Loc	Prg	Account Level Description	2020-21 Budget	November 2020-21 Monthly Activity	2020-21 FYTD Activity	Encumbered Amount	Unexpended Balance - YTD Act	2020-21 FYTD %
900			IDEA PART- B						
142 E 71200 116 900 00000 000			TEACHERS	97,793.00	4,737.37	23,493.00	0.00	74,300.00	24.02
142 E 71200 163 900 00000 000			EDUCATIONAL ASSISTANTS	905,564.00	65,525.91	214,455.47	0.00	691,108.53	23.68
142 E 71200 171 900 00000 000			SPEECH PATHOLOGIST	44,092.00	3,638.33	10,914.99	0.00	33,177.01	24.76
142 E 71200 189 900 00000 000			OTHER SALARIES & WAGES	0.00	0.00	0.00	0.00	0.00	0.00
142 E 71200 201 900 00000 000			SOCIAL SECURITY	65,123.00	4,047.03	13,834.13	0.00	51,288.87	21.24
142 E 71200 204 900 00000 000			STATE RETIREMENT	101,541.00	6,095.96	21,489.42	0.00	80,051.58	21.16
142 E 71200 207 900 00000 000			MEDICAL INSURANCE	364,686.00	31,706.00	92,208.40	0.00	272,477.60	25.28
142 E 71200 212 900 00000 000			EMPLOYER MEDICARE	13,917.00	946.50	3,235.46	0.00	10,681.54	23.25
142 E 71200 429 900 00000 000			INSTRUCTIONAL SUPPLIES & MAT.	70,000.00	5,177.24	5,232.24	0.00	64,767.76	7.47
142 E 71200 725 900 00000 000			SPECIAL EDUCATION EQUIPMENT	30,000.00	0.00	0.00	0.00	30,000.00	0.00
142 E 72210 524 900 00000 000			Staff Development	0.00	0.00	0.00	0.00	0.00	0.00
142 E 72220 189 900 00000 000			OTHER SALARIES & WAGES	0.00	0.00	0.00	0.00	0.00	0.00
142 E 72220 201 900 00000 000			SOCIAL SECURITY	0.00	0.00	0.00	0.00	0.00	0.00
142 E 72220 204 900 00000 000			STATE RETIREMENT	0.00	0.00	0.00	0.00	0.00	0.00
142 E 72220 207 900 00000 000			MEDICAL INSURANCE	0.00	0.00	0.00	0.00	0.00	0.00
142 E 72220 212 900 00000 000			EMPLOYER MEDICARE	0.00	0.00	0.00	0.00	0.00	0.00
142 E 72220 312 900 00000 000			CONTRACTS W PRIVATE AGENCIES	41,409.91	0.00	0.00	0.00	41,409.91	0.00
142 E 72220 336 900 00000 000			MAINTENANCE & REPAIR OF EQUIPM	2,000.00	0.00	0.00	0.00	2,000.00	0.00
142 E 72220 355 900 00000 000			TRAVEL	30,000.00	0.00	0.00	0.00	30,000.00	0.00
142 E 72220 399 900 00000 000			OTHER CONTRACTED SERVICES	0.00	0.00	0.00	0.00	0.00	0.00
142 E 72220 429 900 00000 000			Instructional Supplies & Mat.	0.00	0.00	0.00	0.00	0.00	0.00
142 E 72220 499 900 00000 000			OTHER SUPPLIES AND MATERIALS	70,000.00	0.00	0.00	0.00	70,000.00	0.00
142 E 72220 524 900 00000 000			IN SERVICE / STAFF DEVELOPMENT	80,000.00	40.00	40.00	0.00	79,960.00	0.05
142 E 72710 146 900 00020 000			BUS DRIVERS	287,625.00	18,980.82	55,573.51	0.00	232,051.49	19.32
142 E 72710 201 900 00020 000			SOCIAL SECURITY	17,833.00	1,018.78	2,979.60	0.00	14,853.40	16.71
142 E 72710 204 900 00020 000			STATE RETIREMENT	27,641.00	1,830.62	5,360.32	0.00	22,280.68	19.39
142 E 72710 207 900 00020 000			MEDICAL INSURANCE	92,802.59	11,850.00	35,002.80	0.00	57,799.79	37.72
142 E 72710 212 900 00020 000			EMPLOYER MEDICARE	4,171.00	238.28	696.90	0.00	3,474.10	16.71
142 E 99100 504 900 00008 000			INDIRECT COST	17,280.87	0.00	0.00	0.00	17,280.87	0.00
		900		2,363,479.37	155,832.84	484,516.24	0.00	1,878,963.13	20.50

Fnd T Acct	Obj Prj Loc	Prg	Account Level Description	2020-21 Budget	November 2020-21 Monthly Activity	2020-21 FYTD Activity	Encumbered Amount	Unexpended Balance - YTD Act	2020-21 FYTD %
910			IDEA PRESCHOOL						
142 E 71200	163 910	00000 000	EDUCATIONAL ASSISTANTS	30,244.00	1,659.38	5,892.55	0.00	24,351.45	19.48
142 E 71200	201 910	00000 000	SOCIAL SECURITY	1,875.00	96.86	341.24	0.00	1,533.76	18.20
142 E 71200	204 910	00000 000	STATE RETIREMENT	2,906.00	124.11	530.92	0.00	2,375.08	18.27
142 E 71200	207 910	00000 000	MEDICAL INSURANCE	14,208.00	547.20	2,188.80	0.00	12,019.20	15.41
142 E 71200	212 910	00000 000	EMPLOYER MEDICARE	594.18	22.65	79.81	0.00	514.37	13.43
142 E 71200	429 910	00000 000	INSTRUCTIONAL SUPPLIES & MATER	19,416.36	0.00	0.00	0.00	19,416.36	0.00
142 E 71200	499 910	00000 000	OTHER SUPPLIES AND MATERIALS	0.00	0.00	0.00	0.00	0.00	0.00
142 E 71200	725 910	00000 000	SPECIAL EDUCATION EQUIPMENT	0.00	0.00	0.00	0.00	0.00	0.00
142 E 72220	189 910	00000 000	OTHER SALARIES & WAGES	0.00	0.00	0.00	0.00	0.00	0.00
142 E 72220	201 910	00000 000	SOCIAL SECURITY	0.00	0.00	0.00	0.00	0.00	0.00
142 E 72220	204 910	00000 000	STATE RETIREMENT	0.00	0.00	0.00	0.00	0.00	0.00
142 E 72220	207 910	00000 000		0.00	0.00	0.00	0.00	0.00	0.00
142 E 72220	212 910	00000 000	EMPLOYER MEDICARE	0.00	0.00	0.00	0.00	0.00	0.00
142 E 72220	355 910	00000 000	TRAVEL	0.00	0.00	0.00	0.00	0.00	0.00
142 E 72220	399 910	00000 000	OTHER CONTRACTED SERVICES	0.00	0.00	0.00	0.00	0.00	0.00
142 E 72220	499 910	00000 000	OTHER SUPPLIES AND MATERIALS	0.00	0.00	0.00	0.00	0.00	0.00
142 E 72220	524 910	00000 000	IN SERVICE / STAFF DEVELOPMENT	15,000.00	0.00	0.00	0.00	15,000.00	0.00
142 E 72220	790 910	00000 000	OTHER EQUIPMENT	20,000.00	0.00	0.00	0.00	20,000.00	0.00
142 E 99100	504 910	00008 000	INDIRECT COST	280.31	0.00	0.00	0.00	280.31	0.00
	910			104,523.85	2,450.20	9,033.32	0.00	95,490.53	8.64

Fnd T Acct	Obj Prj Loc	Prg	Account Level Description	2020-21 Budget	November 2020-21 Monthly Activity	2020-21 FYTD Activity	Encumbered Amount	Unexpended Balance - YTD Act	2020-21 FYTD %
931			ESSE						
142 E 71100 429 931 00000 000			SUPPLIES & MATERIALS	855,007.00	9,900.00	18,925.00	0.00	836,082.00	2.21
142 E 71100 471 931 00000 000			SOFTWARE	311,312.00	0.00	161,618.26	0.00	149,693.74	51.92
142 E 71200 189 931 00000 000			OTHER SALARIES AND WAGES	42,473.00	0.00	0.00	0.00	42,473.00	0.00
142 E 71200 201 931 00000 000			SOCIAL SECURITY	2,549.00	0.00	0.00	0.00	2,549.00	0.00
142 E 71200 204 931 00000 000			STATE RETIREMENT	4,362.00	0.00	0.00	0.00	4,362.00	0.00
142 E 71200 212 931 00000 000			MEDICARE	616.00	0.00	0.00	0.00	616.00	0.00
142 E 71200 399 931 00000 000			OTHER CONTRACTED SERVICE	50,000.00	0.00	0.00	0.00	50,000.00	0.00
142 E 72120 399 931 00000 000			OTHER CONTRACTED SERVICE	40,000.00	0.00	0.00	0.00	40,000.00	0.00
142 E 72210 189 931 00000 000			OTHER SALARIES & WAGES	3,300.00	0.00	1,881.00	0.00	1,419.00	57.00
142 E 72210 201 931 00000 000			SOCIAL SECURITY	205.00	0.00	114.18	0.00	90.82	55.70
142 E 72210 204 931 00000 000			STATE RETIREMENT	339.00	0.00	193.18	0.00	145.82	56.99
142 E 72210 212 931 00000 000			EMPLOYER MEDICARE	48.00	0.00	26.70	0.00	21.30	55.63
142 E 72210 524 931 00000 000			IN-SERVICE / STAFF DEVELOPMENT	1,280.00	0.00	1,280.00	0.00	0.00	100.00
142 E 99100 504 931 00000 000			INDIRECT COST	1,000.00	0.00	0.00	0.00	1,000.00	0.00
		931		1,312,491.00	9,900.00	184,038.32	0.00	1,128,452.68	14.02

Account Level		2020-21	November 2020-21	2020-21	Encumbered	Unexpended	2020-21
Fnd T Acct	Obj Prj Loc Prg Description	Budget	Monthly Activity	FYTD Activity	Amount	Balance - YTD Act	FYTD %
932	REOPENING PROGRAMMATIC GRANT						
142 E 71100 429 932 00000 000	INSTRUCTIONAL SUPPLIES & MATER	5,485.47	581.16	581.16	0.00	4,904.31	10.59
142 E 72210 429 932 00000 000	INSTRUCTIONAL SUPPLIES & MATER	21,595.52	21,595.52	21,595.52	0.00	0.00	100.00
142 E 72250 350 932 00000 000	INTERNET CONNECTIVITY	72,918.01	72,918.01	72,918.01	0.00	0.00	100.00
	932	99,999.00	95,094.69	95,094.69	0.00	4,904.31	95.10

Number of Accounts: 302

***** End of report *****



Calendar Committee Report December 14, 2020; 3PM

The calendar committee met on Monday, December 14th, 2020 at 3PM in the downstairs conference room at the Washington County Schools Central Office.

The following voting committee members were in attendance:

- Mrs. Annette Buchanan, School Board Member and Committee Chairperson;
- Mr. Whitney Riddle, School Board Member;
- Mr. Chad Fleenor, School Board Member;
- Mrs. Valerie Moore, WCEA Member;
- Mr. Ben Davenport, WCEA Member;
- Mrs. Leisa Lusk, WCEA Member;
- and Mr. Daniel Maupin, WCEA Member.

The following voting committee members were not in attendance:

- Mr. Keith Ervin, School Board Member.

The following non-voting members were in attendance:

- Ms. Cindy Hayes, Assistant Director for Elementary Education and Calendar Committee Advisor;
- Dr. Ashley Keys, Assistant Director for Secondary Education and Calendar Committee Advisor.
- Mrs. Kathy Cox, Data Services Coordinator and EIS Supervisor

The following non-voting members were not in attendance:

- Miss Emma Gouge, Student Board Member

Ms. Hayes and Dr. Keys presented two versions of the 2021-2022 school calendar.

The committee reviewed each version. The committee asked for the following revisions to be made to the green calendar (version B):

1. Make Presidents' Day (February 21st, 2022) an unpaid vacation day.
2. Make April 18th, 2022 a bank day that can be used for staff development if snow days are not used.
3. Move Spring Break from March 21-25, 2022 to March 25-April 1, 2022.



4. Move the last student abbreviated day from May 24th to May 25th, 2022 for 180 student days.

The committee discussed using electronic voting through a Google Form to include all certified staff who may be in quarantine. They also discussed that this would save time as the Google Form would tally the vote.

Mr. Davenport moved to make voting electronic through a Google Form. Mr. Riddle seconded the motion. All committee members agreed. The motion carried.

The committee discussed completing all voting before winter break.

Mr. Maupin moved to accept the two versions of the calendar as amended for voting purposes with certified staff. Mrs. Moore seconded the motion. All members agreed. The motion carried.

Committee Chairperson Buchanan adjourned the meeting.