

**WASHINGTON COUNTY
BOARD OF EDUCATION**

March 5, 2020

6:30 PM

Central Office

- I. CALL TO ORDER**
- II. CONSIDERATION OF CONSENT AGENDA**
 - A. Approval of Minutes - Regular Meeting - February 13, 2020**
 - B. Payment of Bills**
 - C. Personnel**
- III. CONSIDERATION OF MEETING AGENDA**
- IV. DIRECTOR'S REPORT**
 - A. Jonesborough Middle School Students**
 - B. 2020 - 2021 System Level Teachers of the Year**
 - C. Review of Insurance Provider**
 - D. We Are Washington County**
 - E. Other**
- V. LEGISLATIVE UPDATE**
- VI. COMMITTEE REPORTS**
 - A. Athletics Committee Report**
 - B. Bid Review Committee Report**
 - C. Facilities Committee Report**
 - D. Finance Committee Report**
- VII. STAFF REPORTS**
 - A. Surplus Items**
- VIII. NEW BUSINESS**
 - A. WCEA**
- IX. ROUND TABLE DISCUSSION**
- X. ADJOURNMENT**

The Washington County Department of Education met in regular session on February 13, 2020 at 6:30 PM in the Central Office. Attendance is as follows: **Present:** Annette Buchanan, Jason Day, Mary Beth Dellinger, Keith Ervin, Chad Fleenor, Todd Ganger, David Hammond, Phillip McLain, Mitch Meredith..

David Hammond moved for approval of the consent agenda. Jason Day seconded the motion which carried on roll call vote:

Annette Buchanan: yes, Jason Day: yes, Mary Beth Dellinger: yes, Keith Ervin: yes, Chad Fleenor: yes, Todd Ganger: yes, David Hammond: yes, Phillip McLain: yes, Mitch Meredith: yes

Todd Ganger moved for approval of the meeting agenda and to add the Athletics Committee Report and Policy Committee Report. Chad Fleenor seconded the motion which carried on roll call vote:

Annette Buchanan: yes, Jason Day: yes, Mary Beth Dellinger: yes, Keith Ervin: yes, Chad Fleenor: yes, Todd Ganger: yes, David Hammond: yes, Phillip McLain: yes, Mitch Meredith: yes

Dr. Flanary introduced Principal Leslie Lyons. Ms. Lyons introduced counselor Eeva Clark. Ms. Clark led the Board in a group building exercise. Following the exercise, Lamar students performed songs. The Board also viewed artwork displayed from students at Lamar.

Dr. Flanary introduced the new SCOPE students and new Student Board Members: Emma Gouge, Emily Chaffin, Jacob Jenkins, and Caleb Anderson. Mr. Joyner shared with the students on what to expect with their experience at SCOPE.

Mr. Hale explained the Budget Timeline for FY21. The Board set April 28th for a called meeting for FY21 Budget. Mr. McLain requested Director Flanary and Mr. Hale have the department heads to prioritize their requests rather than the Board making those decisions. Perhaps a final list before the Board receives the proposed budget. Dr. Flanary requested the Board members send in their requests to him. Enhanced pot of money for CTE to compensate for the extra hours put forth by the teachers.

Student Board Member Ronquille Joyner presented We Are Washington County. In honor of Black History Month, Mr. Joyner highlighted some of the most influential African Americans.

Todd Ganger moved for approval to grant tenure status to the list provided. Mary Beth Dellinger seconded the motion which carried on roll call vote:

Annette Buchanan: yes, Jason Day: yes, Mary Beth Dellinger: yes, Keith Ervin: yes, Chad Fleenor: yes, Todd Ganger: yes, David Hammond: yes, Phillip McLain: yes, Mitch Meredith: yes

Todd Ganger presented the Athletics Committee Report and moved for approval of the report. Chad Fleenor seconded the motion which carried on voice vote.

Todd Ganger reiterated the Athletics Committee meeting is scheduled for March 2 at 4:30 and the Committee will be discussing the potential of combining the middle schools' baseball and softball teams.

Todd Ganger moved for approval of the request to concrete the batting cages at Grandview

Elementary contingent on approval of the project by Mr. Patrick. Chad Fleenor seconded the motion which carried on roll call vote:

Annette Buchanan: yes, Jason Day: yes, Mary Beth Dellinger: yes, Keith Ervin: yes, Chad Fleenor: yes, Todd Ganger: yes, David Hammond: yes, Phillip McLain: yes, Mitch Meredith: yes

(Show Athletics Committee Report)

Jason Day presented the Facilities Committee report and moved for approval of the report. Chad Fleenor seconded the motion which carried on roll call vote:

Annette Buchanan: yes, Jason Day: yes, Mary Beth Dellinger: yes, Keith Ervin: yes, Chad Fleenor: yes, Todd Ganger: yes, David Hammond: yes, Phillip McLain: yes, Mitch Meredith: yes

Jason Day moved for approval to receive a budgetary number for the brick repair at Gray Elementary School by BLS Thompson & Litton and to obtain an additional estimate from Steve Hutton.

Todd Ganger seconded the motion which carried on roll call vote:

Annette Buchanan: yes, Jason Day: yes, Mary Beth Dellinger: yes, Keith Ervin: yes, Chad Fleenor: yes, Todd Ganger: yes, David Hammond: yes, Phillip McLain: yes, Mitch Meredith: yes

Mr. Ervin said when the Board visited the bus garage he noticed non-used mini buses. He said he would like it explored to see if they could be transformed into buses for extracurricular activities.

(Show Facilities Committee Report)

Phillip McLain presented the report and moved for approval of the report. Chad Fleenor seconded the motion which carried on roll call vote:

Annette Buchanan: yes, Jason Day: yes, Mary Beth Dellinger: yes, Keith Ervin: yes, Chad Fleenor: yes, Todd Ganger: yes, David Hammond: yes, Phillip McLain: yes, Mitch Meredith: yes

Phillip McLain moved for approval of the General Fund Statement for the month of December 2019. Chad Fleenor seconded the motion which carried on roll call vote:

Annette Buchanan: yes, Jason Day: yes, Mary Beth Dellinger: yes, Keith Ervin: yes, Chad Fleenor: yes, Todd Ganger: yes, David Hammond: yes, Phillip McLain: yes, Mitch Meredith: yes

Phillip McLain moved for approval of the Federal Fund Statement for the month of December 2019. Chad Fleenor seconded the motion which carried on roll call vote:

Annette Buchanan: yes, Jason Day: yes, Mary Beth Dellinger: yes, Keith Ervin: yes, Chad Fleenor: yes, Todd Ganger: yes, David Hammond: yes, Phillip McLain: yes, Mitch Meredith: yes

Phillip McLain moved for approval to purchase a van for the technology department (already budgeted). Annette Buchanan seconded the motion which carried on roll call vote:

Annette Buchanan: yes, Jason Day: yes, Mary Beth Dellinger: yes, Keith Ervin: yes, Chad Fleenor: yes, Todd Ganger: yes, David Hammond: yes, Phillip McLain: yes, Mitch Meredith: yes

Phillip McLain moved for approval to adjust the Washington County Department of Education nurses' pay in accordance with the student enrollment of the school effective 1 July 2020. Jason Day seconded the motion which carried on roll call vote:

Annette Buchanan: yes, Jason Day: yes, Mary Beth Dellinger: yes, Keith Ervin: yes, Chad

Fleenor: yes, Todd Ganger: yes, David Hammond: yes, Phillip McLain: yes, Mitch Meredith: yes

Phillip McLain moved for approval of the Internal Budget Amendment. Mitch Meredith seconded the motion which carried on roll call vote:

Annette Buchanan: yes, Jason Day: yes, Mary Beth Dellinger: yes, Keith Ervin: yes, Chad Fleenor: yes, Todd Ganger: yes, David Hammond: yes, Phillip McLain: yes, Mitch Meredith: yes

Phillip McLain moved for approval to release bids for additional fencing at Grandview Elementary(funded by Safe Schools Grant). Annette Buchanan seconded the motion which carried on roll call vote:

Annette Buchanan: yes, Jason Day: yes, Mary Beth Dellinger: yes, Keith Ervin: yes, Chad Fleenor: yes, Todd Ganger: yes, David Hammond: yes, Phillip McLain: yes, Mitch Meredith: yes

Phillip McLain move for an additional assistant principal position for the Boones Creek Elementary School for the remainder of the school year. Chad Fleenor seconded the motion which carried on roll call vote:

Annette Buchanan: yes, Jason Day: yes, Mary Beth Dellinger: yes, Keith Ervin: yes, Chad Fleenor: yes, Todd Ganger: yes, David Hammond: yes, Phillip McLain: yes, Mitch Meredith: yes

Phillip McLain moved for approval of the Federal Projects Title Inventory. Chad Fleenor seconded the motion which carried on roll call vote:

Annette Buchanan: yes, Jason Day: yes, Mary Beth Dellinger: yes, Keith Ervin: yes, Chad Fleenor: yes, Todd Ganger: yes, David Hammond: yes, Phillip McLain: yes, Mitch Meredith: yes

Chad Fleenor presented the report and moved for approval of the report. Annette Buchanan seconded the motion which carried on roll call vote:

Annette Buchanan: yes, Jason Day: yes, Mary Beth Dellinger: yes, Keith Ervin: yes, Chad Fleenor: yes, Todd Ganger: yes, David Hammond: yes, Phillip McLain: yes, Mitch Meredith: yes

CTE Director Crystal Fink presented a request for a special course to offer pipe fitting at David Crockett High School taught by Jeff Simcox.

Ms. Buchanan asked if extra funds would be needed.

Ms. Fink said extra funds will be in next year's CTE budget and there are business partners that will help with additional needs for the program.

Chad Fleenor moved for approval of the special program of study to offer pipe fitting instruction at David Crockett High School. David Hammond seconded the motion which carried on roll call vote:

Annette Buchanan: yes, Jason Day: yes, Mary Beth Dellinger: yes, Keith Ervin: yes, Chad Fleenor: yes, Todd Ganger: yes, David Hammond: yes, Phillip McLain: yes, Mitch Meredith: yes

Regina France - notes for legislations coming up. met with Senator Crowe earlier in the evening. March 16th rally. John Crawford.

Roundtable:

McLain Good evening

Hammond Good meeting. Enjoyed kids.

Meredith Today an AP class from Crockett toured the halls of Washington County Government; Tomorrow Boone will; think kids enjoyed congrats to Jordan and family

Buchanan Thank students and faculty for notes during school board appreciation week.
Enjoyed the positive note with the guidance counselor from Lamar.
I would like to request to Facetime for the March Board meeting, I will be out of town on business.

Ganger I have enjoyed school visits so far, have went very well
Ronquille - I appreciate you serving, you are a fine young man, look forward to keeping up with what you are doing after you graduate.

Fleenor Thank you Ronquille for your part with school tour, great to see you in action, good time, congrats on Roane scholarship, Appreciate you.
Thank Kelly Wagner, local celebrity, very blessed to have her in the school system.
We now have 2 homecoming queens on the Board – Ms. Dellinger and Miss Malorie McClelland.
Thank you to all kids during school board week, honor to serve

Day Good meeting
enjoyed
when went to HS - technology classes - this budget, need to evaluate their wants and needs, push getting things in classroom they need
every school has different classes - need to look at % of classes offered, programs, revisit having welding at DBHS

dellinger
les great job kids,
good luck scope kids
congrats RJ
hope to celebrate them
enjoy school visits

joyner
enjoyd counselor activijng
honored to be on board tonight, black history month
look forward as

happy for this opportunity

talked about experience speaking at mckinney center - history on education, mlk

flenary

erwin

March 5th

4:00 boe connect training

tenured reception 5:30

board meeting

chrome books to use at each meeting, will leave it here. set up to use next school

good meeting

appreciate the lamar kids

meeting adjourned

5 March 2020

C. PERSONNEL

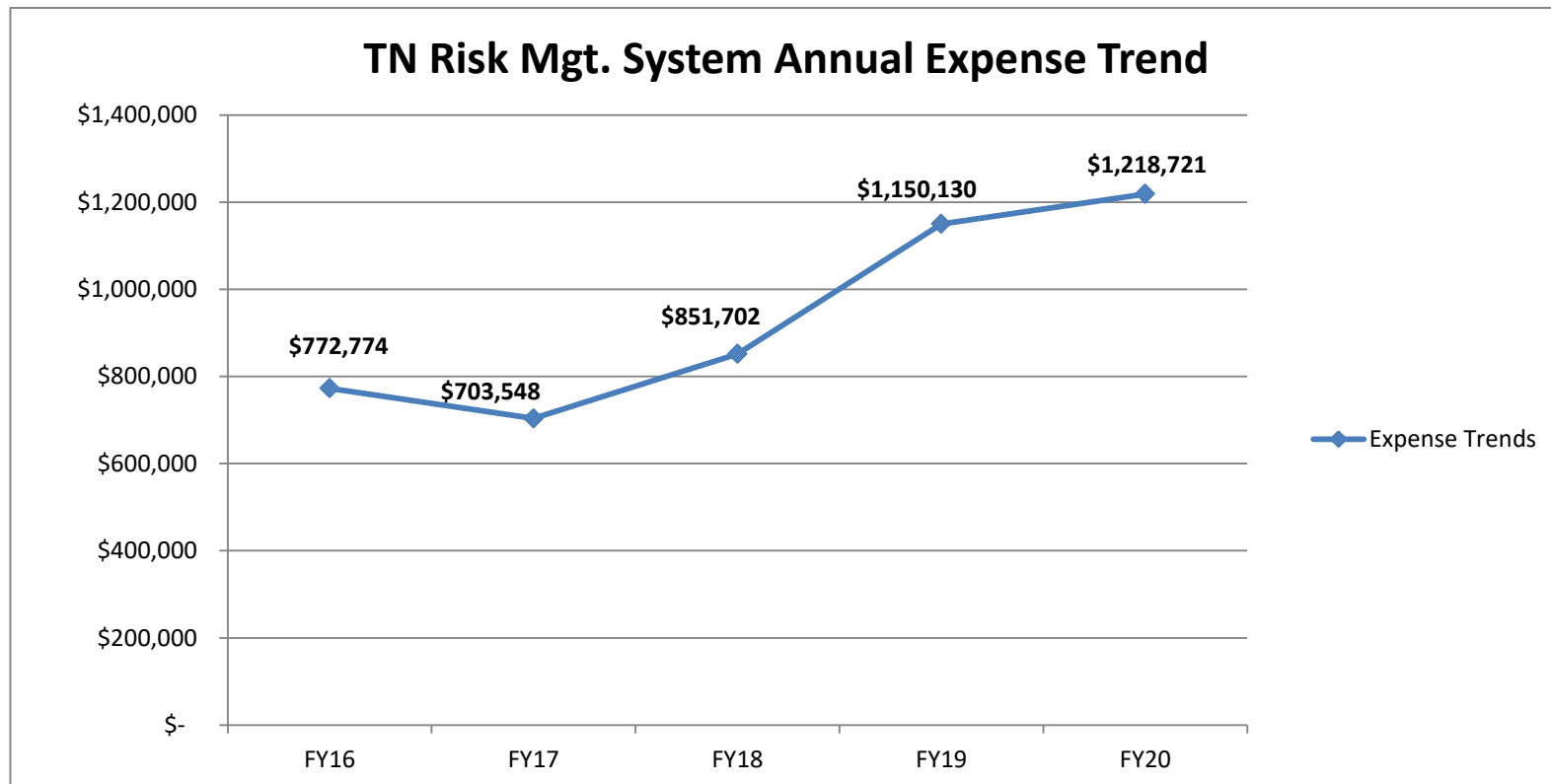
A. Request for Leave Of Absence

1. Tammy Langston

Gray Elementary. Medical Leave.
Effective 24 February 2020 and ending 26 April 2020.

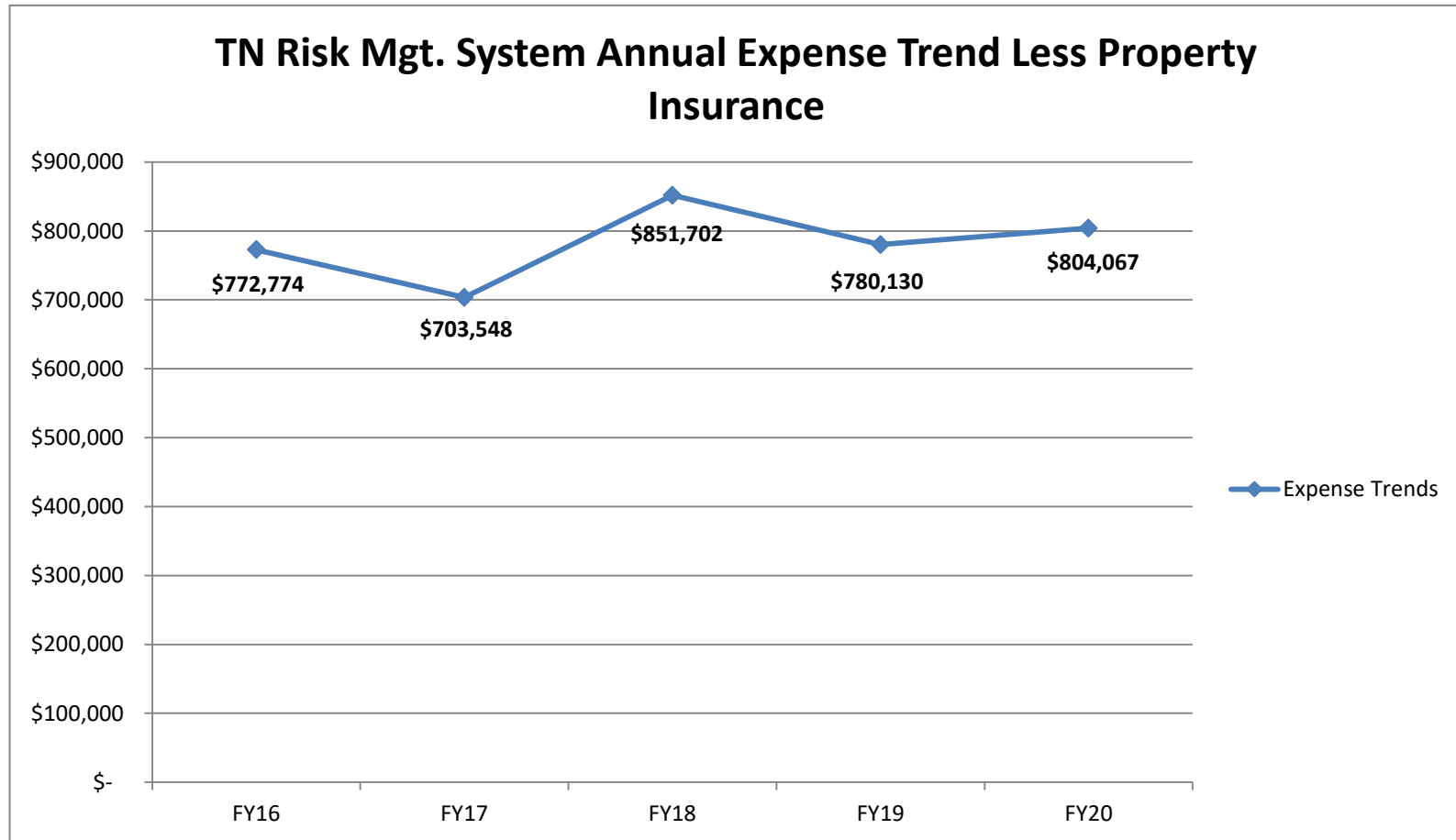
TN Risk Management Trends

<u>Fiscal Years</u>	<u>Expense Trends</u>
FY16	\$ 772,774
FY17	\$ 703,548
FY18	\$ 851,702
FY19	\$ 1,150,130 <i>Added Property Insurance previously paid by the County</i>
FY20	\$ 1,218,721 <i>Property Insurance increased - added the new BCES</i>



TN Risk Management Trends

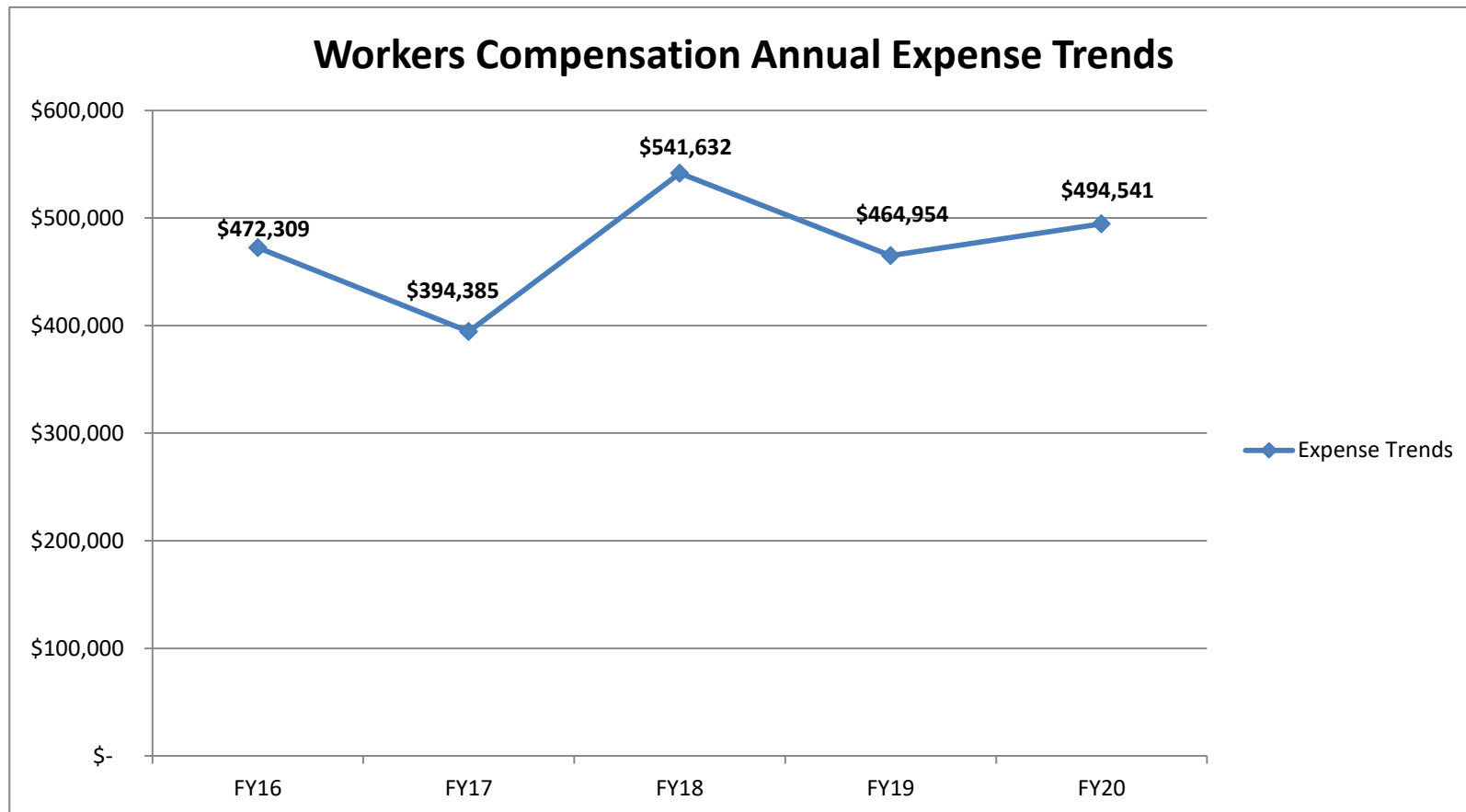
<u>Fiscal Years</u>	<u>Expense Trends</u>
FY16	\$ 772,774
FY17	\$ 703,548
FY18	\$ 851,702
FY19	\$ 780,130 <i>If Remove Property Insurance Previously Paid by the County</i>
FY20	\$ 804,067 <i>If Remove Property Insurance Previously Paid by the County</i>



TN Risk Management Trends

Worker Compensation Insurance (Varies Depending on Employee Medical Needs Annually)

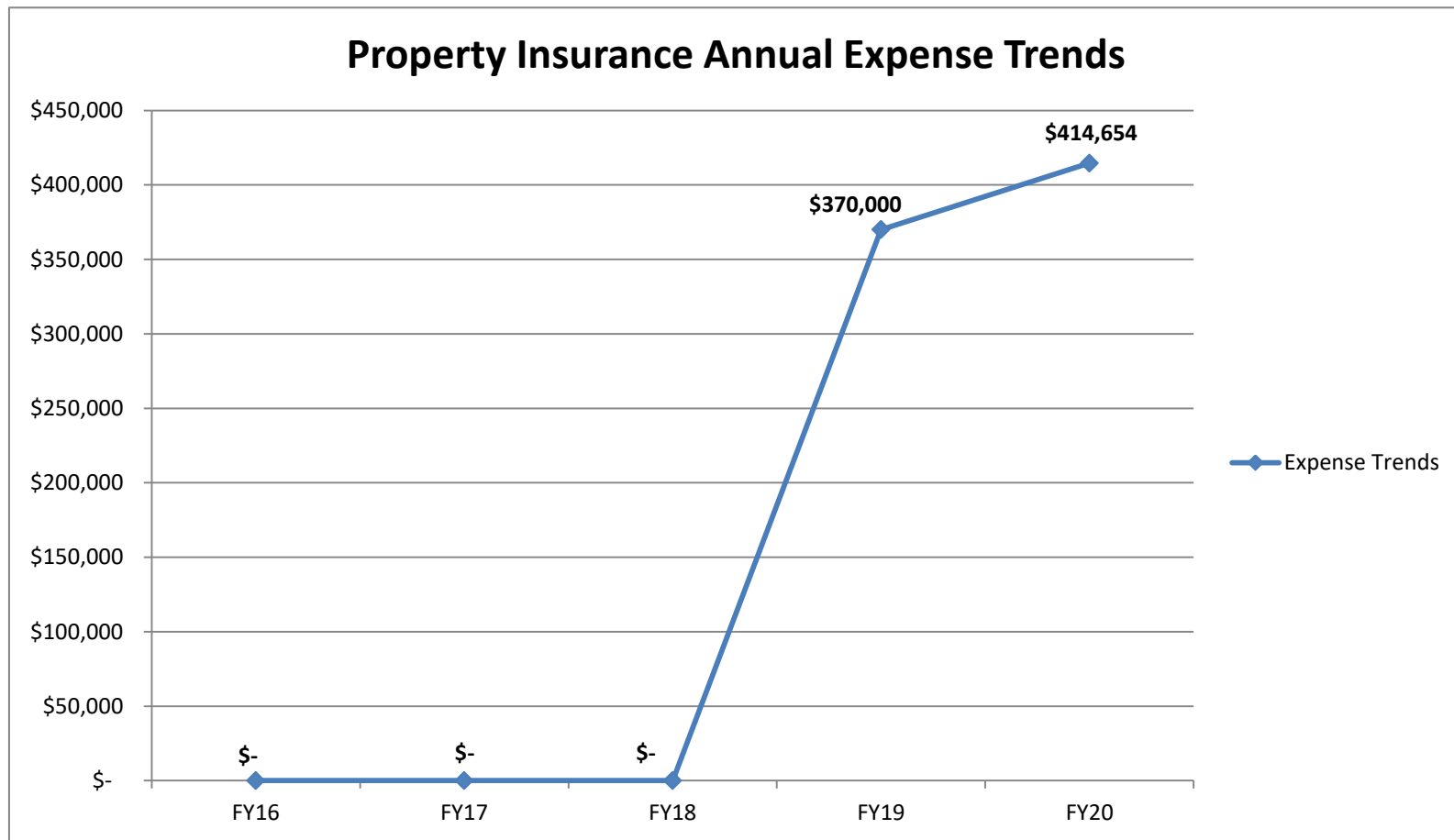
<u>Fiscal Years</u>	<u>Expense Trends</u>
FY16	\$ 472,309
FY17	\$ 394,385
FY18	\$ 541,632
FY19	\$ 464,954
FY20	\$ 494,541



TN Risk Management Trends

Property Insurance (Building, Personal Property)

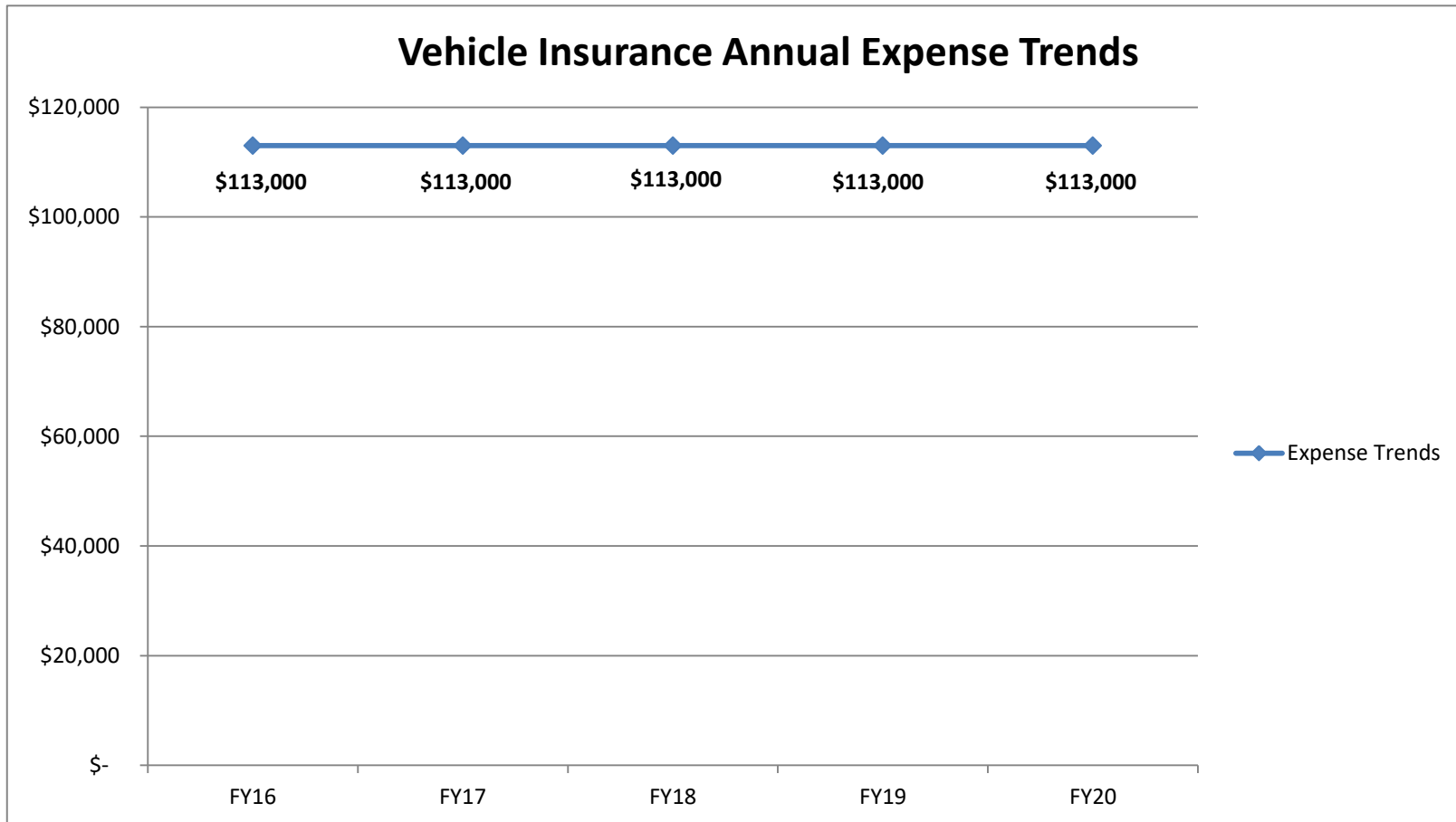
<u>Fiscal Years</u>	<u>Expense Trends</u>
FY16	\$ -
FY17	\$ -
FY18	\$ -
FY19	\$ 370,000
FY20	\$ 414,654



TN Risk Management Trends

Vehicle Insurance (System Vehicles)

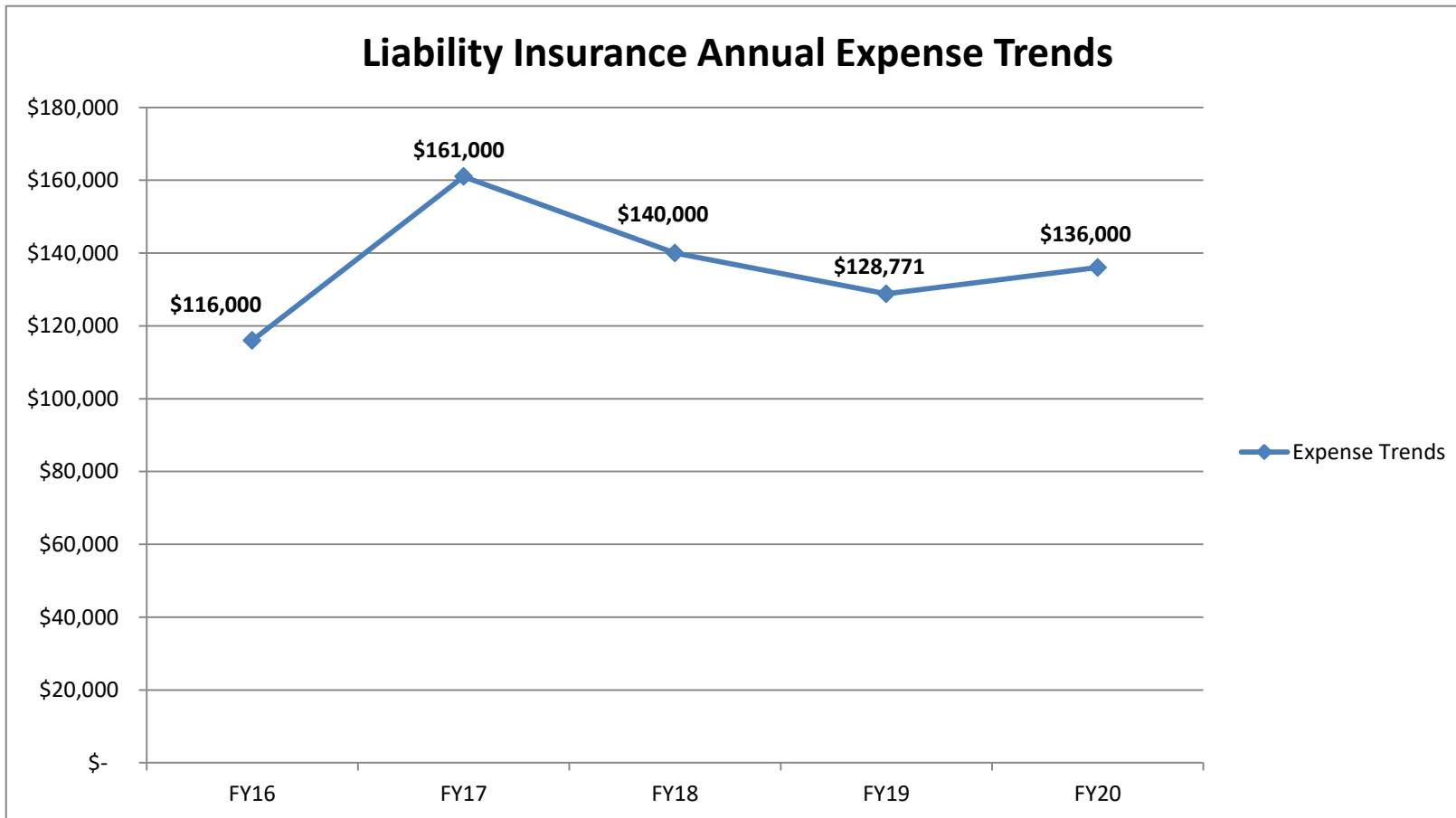
<u>Fiscal Years</u>	<u>Expense Trends</u>
FY16	\$ 113,000
FY17	\$ 113,000
FY18	\$ 113,000
FY19	\$ 113,000
FY20	\$ 113,000



TN Risk Management Trends

Liability Insurance (Lawsuits)

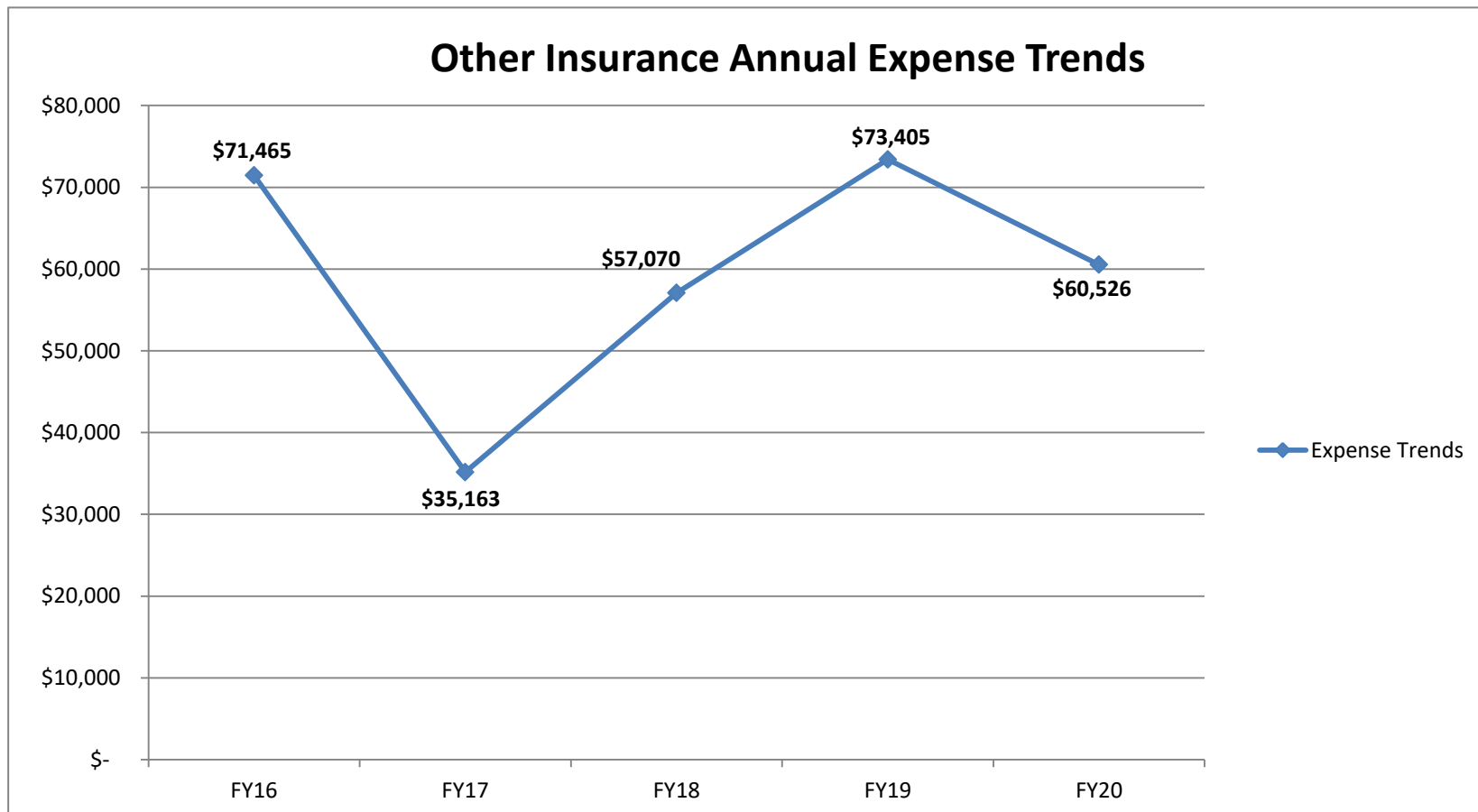
<u>Fiscal Years</u>	<u>Expense Trends</u>
FY16	\$ 116,000
FY17	\$ 161,000
FY18	\$ 140,000
FY19	\$ 128,771
FY20	\$ 136,000



TN Risk Management Trends

Other Insurance (Includes Surety Bond, Boilers, Errors & Omissions, and Student Athletics)

<u>Fiscal Years</u>	<u>Expense Trends</u>
FY16	\$ 71,465
FY17	\$ 35,163
FY18	\$ 57,070
FY19	\$ 73,405
FY20	\$ 60,526



First Reading

Washington County Board of Education			
Monitoring: Review: Annually	Descriptor Term: Student Communicable Diseases	Descriptor Code: 6.403	Issued Date: First Reading
		Rescinds: 6.403	Issued: 05/07/98

1 No student shall be denied an education solely because of a communicable disease, and his/her educational
2 program shall be restricted only to the extent necessary to minimize the risk of transmitting the disease.

3 Parents or guardians of infected students shall inform appropriate school officials of the infection so that proper
4 precautions for the protection of other students, employees, and the infected student shall be taken.

5 No student with a communicable disease which may endanger the health of either himself/herself or other
6 individuals shall enter or remain in the regular school setting.^{1,2} If a school principal has reason to believe a
7 student has a communicable disease which may endanger the health of either himself/herself or other individuals
8 in the regular school setting, the principal shall:

- 9 1. Assign the student to a setting which will protect other students, employees, and the student; or
- 10 2. Exclude the student from school until certification is obtained from a physician or the County Health
11 Department by either the parent or principal stating that the disease is no longer communicable.

12 If the principal has reason to believe that the student has a long-term communicable disease, the principal must
13 require confirmation from a physician or the County Health Department as to the student's condition. If the
14 student is confirmed to have a long-term communicable disease **that precludes educating the child in the**
15 **general education setting**, the principal shall refer the student **for special education services to the Director**
16 **of Student Services for a recommendation of support and/or placement.**¹

17 The principal may request that further examinations be conducted by a physician or County Health Department
18 and may request periodic re-examinations after the student has been readmitted to the school.² **Expenses**
19 **incurred from examinations requested by school officials shall be paid by the board.**

20 The names of all students excluded from school under this policy shall be forwarded to the office of the director
21 of schools.

22

Legal References

1. TRR/MS 0520-01-03-.08(2)(c)
2. TCA 49-2-203(b)(2)

Cross References

- Special Education 4.202
Special Programs 4.206



TSBA Position: OPPOSE

Bill	Abstract
SB 1822 by Robinson HB 1648 by Shaw	Enrollment in a pre-kindergarten program. Requires each LEA to provide opportunity for enrollment in a pre-kindergarten program to all children who are four years of age by September 30 of each year.
SB 2025 by Akbari HB 1954 by Lamar	Prohibits schools from requiring teachers to work more than one extra hour per week. Prohibits a public school, public charter school, LEA, local board of education, or charter school governing body from requiring a public school teacher or public charter school teacher to work more than one hour per week in addition to the required teacher workday, unless in the event of extraordinary circumstances at the principal's discretion.
SB 2037 by Hensley HB 2534 by Doggett	Guidelines for evaluation of LEA officials. Requires the state board of education to develop and adopt guidelines and criteria for the annual evaluation of LEA officials that include, at a minimum, 15 percent based on a measure of student achievement. Specifies that LEA officials include directors of schools who possess a license or certificate provided by the state board of education and all other supervisors or persons holding an executive-level office or position in an LEA for which the person is responsible for developing or administering policies and practices that effect the academic performance of students enrolled in the LEA, and who possess a license or certificate provided by the state board of education.
SB 2102 by Massey HB 2169 by Hazlewood	Water bottle filling stations in schools. Requires an LEA or the governing body of a public charter school that constructs or renovates a public school or public charter school building to install water bottle filling stations for students. Requires at least one station for every 75 students enrolled, one on each floor, one in the school food service area and one near gyms, outdoor learning areas, athletic facilities and playgrounds. Prohibits schools from denying students' ability to bring clear water bottles on campus.
SB 2108 by Niceley HB 2869 by Coley	Transferring of students. Requires local boards of education to admit students from outside the board's LEA if the receiving LEA has the available space at the building, grade, class, and program level. Allows local boards of education to arrange for the transfer of students residing in their district to schools located outside of their district.
SB 2234 by Yager HB 2386 by Calfee	Reestablishment of the office of elected school superintendent. Allows any county or municipality operating a school system to reestablish the office of elected school superintendent by a two-thirds vote of the membership of the county or municipal legislative body.
SB 2343 by Gresham HB 1993 by Dunn	Open enrollment - transfer of student to school that student is not zoned to attend. Requires each LEA to conduct an open enrollment period of at least 30 days during which parents or guardians of students residing within the LEA may apply for enrollment of the students in schools that the students are not zoned to attend. Specifies that during the open enrollment period, parents or guardians may choose from the list of the LEA schools with available space and request transfers.

<p>SB 2349 by Gresham HB 1894 by Deberry</p>	<p>Narrows definition of an “eligible student.” Excludes students from being classified as “eligible students” if they were previously enrolled in a Tennessee public school for one full school year immediately preceding the year the student received an individualized education account (IEA), first time Tennessee school enrollees, or individuals receiving IEAs the previous school year.</p>
<p>SB 2546 by Jackson HB 2139 by Todd</p>	<p>Recall elections for school board members. Removes language in the statute that limited the availability of recall elections for school board members to only Madison County.</p>
<p>SB 1735 by Hensley HB 1687 by Cepicky</p>	<p>Academic standards for science and social studies for students in kindergarten through grade two. Requires the state board of education to eliminate all academic standards for science and social studies for students in kindergarten through grade two. Permits the incorporation of the subjects of science and social studies into the curriculum aligned with the academic standards for English language arts for students in kindergarten through grade two.</p>
<p>SB 1737 by Hensley HB 1686 by Cepicky</p>	<p>Evaluations for teachers wanting to teach kindergarten through grade three. Requires that a teacher who will be teaching kindergarten through grade 3 has received an evaluation demonstrating an overall performance effectiveness level of "above expectations" or "significantly above expectations" on the most recent teacher evaluation conducted, beginning with the 2021-2022 school year.</p>
<p>SB 1740 by Hensley HB 1692 by Cepicky</p>	<p>Requires summer school for unprepared K-3 students. Requires a student in any grade kindergarten through three to attend summer school if the student's teacher determines that the student is not academically prepared to advance to the next grade level and that grade retention may benefit the student.</p>



TSBA Position: SUPPORT

Bill	Abstract
SB 1579 by Yager HB 2073 by Powers	Increases middle college scholarship amount. Increases amount awarded each semester from \$1,000 to \$1,250 to a full-time student receiving the middle college scholarship, applies to students seeking middle college scholarships starting the 2020-2021 academic year.
SB 1616 by Haile HB 1617 by Dixie	Offer of employment from local board of education or director of schools. Reduces, from 14 days to three days, the period of time after a local board of education or director of schools makes an initial offer of employment to a person for a teaching position that the person has to accept or reject the offer of employment.
SB 1719 by Robinson HB 1711 by Parkinson	Assigning students to alternative schools. Exempts an LEA from having to assign a student who has been suspended for 10 days or less or expelled for a zero tolerance offense to an alternative school. Removes references to "alternative programs." Outlines factors for an LEA's director of schools to consider in determining whether an LEA has space and staff available for alternative school assignments.
SB 1755 by Haile HB 1671 by Lamberth	Student attendance in an alternative school or alternative program. Allows a director of schools or the director's designee to determine whether a suspended or expelled student in grades seven through 12 should be required to attend alternative school or an alternative program based on certain conditions. Also allows a director of schools or the director's designee to remove a student from alternative school or an alternative program if the student has violated the rules of the alternative school or alternative program or the student is not benefiting from the placement. Permits the director of schools or the director's designee to enforce the suspension or expulsion of a student who transfers into the LEA under suspension or expulsion from another LEA.
SB 1787 by Kyle HB 1550 by Mitchell	Deletes the Tennessee Education Savings Account Pilot Program. Deletes the Tennessee Education Savings Account Pilot Program.
SB 1790 by Powers HB 1835 by Johnson	LEA funding of a grow your own program. Allows the commissioner of the department of education, upon request by an LEA, to grant a waiver from the average class size limits established to assist the LEA in funding a grow your own program pursuant to criteria established by the department.
SB 1815 by Hensley HB 1833 by Cepicky	Limits the number of TCAP tests that can be administered. Limits the number of TCAP tests administered to students in grades three through 12. Clarifies that this section does not prohibit LEAs or public charter schools from administering additional assessments, regardless of the subject matter or grade level or prohibit the administration of the project-based assessments in civics required by statute.

<p>SB 1816 by Hensley HB 1679 by Haston</p>	<p>High school graduation requirements. Requires the department of education to annually compile a list of courses that may be substituted for certain course graduation requirements and to allow students to earn the credits required for high school graduation. Requires the department to distribute the course list to each LEA and public charter high school and the TN Higher Education Commission by April 15 of each year. Requires each LEA and public charter high school to distribute the course list to its high school counselors.</p>
<p>SB 1916 by Yarbro HB 2026 by Johnson</p>	<p>Use of basic education program funds in LEAs. Requires the Tennessee basic education program (BEP) to fund the employment of at least one full-time school counselor in each local education agency (LEA), as well as one full-time teacher for every 20 kindergarten through grade 12 students enrolled beginning with the 2020-2021 school year. Allows the BEP sufficient funds beginning with the 2020-2021 school year for the employment of one full-time public school nurse for each LEA school. Removes requirement that executive director of the department of health give priority assignment of school nurses to health departments or LEAs experiencing the greatest levels of poverty, unemployment, underemployment, and are medically underserved.</p>
<p>SB 1917 by Yarbro HB 2025 by Johnson</p>	<p>Basic education program teacher funding. Requires the basic education program to fund at least one full time teacher for every 20 ADM in kindergarten through grade 12.</p>
<p>SB 1946 by Hensley HB 1826 by Haston</p>	<p>Development of formative assessment questions banks for LEAs. Requires the commissioner of the department of education to produce a formative assessment question bank which is aligned to the summative assessment and requires the commissioner to make the formative assessment question banks available to LEAs during the school year. Specifies that LEAs shall have complete authority over the use of the formative assessment question banks.</p>
<p>SB 1947 by Hensley HB 1966 by Haston</p>	<p>Rural at-risk pre-kindergarten fund. Creates a rural at-risk pre-kindergarten fund within the general fund to increase the number of seats available in approved pre-kindergarten programs. Authorizes the department of education to administer the funds and develop an application for LEAs to apply for funds. Establishes requirements for rural at-risk pre-kindergarten programs and LEAs in regard to funding.</p>
<p>SB 1953 by Haile HB 1936 by Dunn</p>	<p>Establishment of statewide career aptitude assessment program. Requires department of education receive annual funds to establish a statewide career aptitude assessment program to be made available to local education agencies at no cost. Encourages guidance counselors to use assessments to discuss possible career and education opportunities with students.</p>
<p>SB 1965 by Crowe HB 1795 by Holsclaw</p>	<p>Alternative school program located on same grounds as regular school program. Prohibits a student in grades seven through 12 who has been suspended or expelled from the regular school program for an offense of violence or threatened violence or an offense that threatened the safety of persons attending the student's school from being assigned to an alternative school or alternative program if the alternative school or alternative program is located on the same grounds as the regular school program from which the student was suspended or expelled.</p>

<p>SB 2028 by Akbari HB 2031 by Love</p>	<p>Establishes a teacher salaries fund. Deletes language in statute that established the school improvement fund created in the Tennessee Education Savings Account Pilot Program to disburse school improvement grants to LEAs. Establishes a teacher salaries fund to be administered by the department of education to disburse an annual grant to each LEA to be used for teacher salaries in an amount equal to the ESA amount for participating students under the Tennessee Education Savings Account Pilot Program. Specifies that any balance in the fund remaining unexpended on the program at the end of any fiscal year does not revert to the general fund, but is carried forward for expenditure in subsequent years.</p>
<p>SB 2061 by White HB 2123 by Baum</p>	<p>Requires the BEP provide one full-time school nurse for every 2,500 students. Decreases the required number of students needed for the basic education program (BEP) to fund one full-time public school nurse position from 3,000 to 2,500 students.</p>
<p>SB 2231 by Haile HB 2880 by Weaver</p>	<p>Trespass onto a school bus or other school premises. Requires that no unauthorized person can enter a school bus unless obtaining authorization from the bus driver. Prohibits a person without lawful or valid business to enter onto school premises. Specifies that the punishment for violating these rules can include imprisonment and/or a fine of \$500.</p>
<p>SB 2249 by Robinson HB 2755 by Deberry</p>	<p>Funding of school nurse positions. Requires, beginning with the 2020-2021 school year, the BEP to fund one full-time public school nurse position for each school in each LEA.</p>
<p>SB 2337 by Gresham HB 1934 by Dunn</p>	<p>Performance goals and assessments for schools and LEAs. Requires the commissioner of education to obtain approval from the state board of education for any changes to school or LEA performance goals. Requires the commissioner to consult with stakeholders before submitting a proposal to the state board. Requires the commissioner and state board of education to consider the stakeholder's input before the final approval of any proposed changes to the performance goals and measures for schools and LEAs.</p>
<p>SB 2342 by Gresham HB 1827 by Haston</p>	<p>Proposed textbooks to be shown on department's website for inspection by LEAs and public. Requires publishers to make all textbooks and instructional materials proposed for adoption available on the department of education's website or the state textbook depository's website for inspection by LEAs and the public.</p>
<p>SB 2437 by Powers HB 2693 by Baum</p>	<p>School discipline - civil immunity for teachers, principals, and school employees. Gives teachers, principals, school employees, and school bus drivers authority to use reasonable force when necessary to correct or restrain a student or prevent bodily injury or death to another person with immunity from civil liability unless the person's conduct is the result of gross negligence or willful misconduct.</p>
<p>SB 2512 by Dickerson HB 2300 by Haston</p>	<p>School grading system. Removes the requirement that the department of education annually assign an A, B, C, D, or F letter grades to schools based on student performance on TCAP or end-of-course exams and student growth as indicated by TVAS data or other measures of student growth.</p>

<p>SB 2559 by Robinson HB 2756 by Deberry</p>	<p>Basic Education Program funding for a mental health counselor. Requires the Basic Education Program (BEP) formula to fund at least one full-time mental health counselor position for each school in an LEA.</p>
<p>SB 2620 by Swann HB 2841 by Farmer</p>	<p>Reporting of truancy. Allows a director of schools, or the director's designee, to report truant student absences to the appropriate judge if any tier of a progressive truancy intervention plan is unsuccessful without implementing subsequent tiers. Defines evidence of parents' unwillingness to cooperate as refusal or failure, on multiple occasions, to attend conferences, return phone calls, attend follow up meetings, enter into attendance contracts and actively participate in the tiers of intervention.</p>
<p>SB 2633 by White HB 2589 by Eldridge</p>	<p>Required amount to make purchases by competitive bids. Increases the required amount needed by LEAs to make purchases by competitive bids for expenditures exceeding \$25,000. Requires the comptroller of the treasury increase the amount for purchases made by competitive bids by two percent (2%) to account for inflation beginning with the 2021-2022 school year.</p>
<p>SB 2701 by Kyle HB 2159 by Hodges</p>	<p>BEP - funding of the instructional salaries and wages component. Requires, subject to appropriation, that the amount appropriated to the BEP to fund the instructional salaries and wages component be increased in the fiscal year immediately following a school year in which the ESA program enrolls participating students in an amount equal to the ESA funds awarded, and the costs to the state of overseeing and administering the ESA program in the immediately preceding school year or fiscal year, as applicable.</p>
<p>SB 2702 by Gilmore HB 2051 by Sparks</p>	<p>Requires BEP funding of full-time social workers at schools. Requires the basic education program (BEP) provide funding for one full-time social worker position for every 1,500 or fewer students.</p>
<p>SB 2717 by Gresham HB 2881 by Weaver</p>	<p>Licensure requirements for school officials and teachers. Requires persons possessing active teaching, supervisor, or principal licenses in other states be issued an equivalent license if the other state has a reciprocal agreement with the state board of education. Requires the state board of education approve alternative teacher endorsement and licensure pathways for current and prospective educators including any professional experience the board deems sufficient to ensure the quality of the educator. Establishes requirements for issuance of practitioner licenses to teach grades nine through 12.</p>
<p>SB 2780 by Bell HB 2008 by Howell</p>	<p>Threats of school-related mass violence. Establishes a threat to commit an act of mass violence on school property or at a school-related event as a Class E felony with the possibility of additional fines. Allows courts to require psychological evaluations as a condition for bail or other pretrial release to determine whether the defendant poses as a threat to the community. Requires anyone having knowledge of a threat of school violence to report the nature of the threat, name and address of person making the threat, and other pertinent information. Establishes failure to report a threat as a Class A misdemeanor.</p>
<p>SB 2782 by Bell HB 2059 by Cochran</p>	<p>Use of excess instructional days toward required 180 classroom instruction days. Allows excess instructional days to be applied toward the 180 required days of classroom instruction if the excess instructional time is not applied to instruction days missed due to dangerous or extreme weather conditions.</p>

SB 2784 by Bell HB 2462 by White	Truancy- student withdrawals from LEAs. Allows a parents or guardian to withdraw a student with five or more days of unexcused absence and subject to truancy interventions from the LEA. Prohibits withdraw in any other month unless the student meets certain criteria.
SB 2807 by Akbari HB 1958 by Dixie	Requires TCAP testing for ESA participants. Requires ESA participants to take the same annual TCAP tests required of non-participating students.

Athletics Committee Meeting

The Athletics Committee met March 2, 2020 at 4:30 p.m. in the Central Office.

Those present were Chairman Todd Ganger, Chad Fleenor, Jason Day, David Hammond, Director William Flanary, Josh Kite, Danny Good, Brandon McKee, and Darrell Barnwell. Also present were Principals Leslie Lyons, J.W. McKinney, Shannon Gray, Rachel Adams, Robin Street, Mark Merriman, Assistant Principal Cody Patterson, and David Crockett High Softball Coach Carla Weems.

Chairman Ganger called the meeting to order.

Mr. Ganger said there was one item on the agenda and that was discussion to potentially combine the middle schools' baseball and softball programs.

The Athletic Directors said if the programs combined there would be two varsity and two junior varsity programs for each side of the county.

Athletic Directors Danny Good and Josh Kite provided participation numbers for the programs. Mr. Good also provided a list of who the teams would be competing with. Mr. Good explained how surrounding school systems have already combined their teams, therefore eliminating and limiting teams for Washington County to play. He added teams that Washington County are playing currently will not exist.

Mr. Ganger asked for feedback from the Principals.

Principals jointly expressed supporting combining the programs due to difficulty of fielding teams, preparing athletes for the next level of play in high school, and safety.

Mr. McKinney said he had served on both sides – in a large school and now a smaller school. He voiced concern by combining teams in relations to a small, community school, that when you take away sports, you are taking away the culture. He also expressed concern there would be a decline of participation because of travel.

Principals, in unison, said transportation would be the concern of combining the teams. Mr. Merriman stated communication and transportation would be vital to make the merge successful.

Ms. Adams said from a parent's view of having a 6th grader, who has made the baseball team, could be competing asking 8th graders. She expressed concern for safety of him playing against older athletes and probability of not playing. She continued, if the programs combined, he would have the opportunity to play on a junior varsity team.

Mr. Patterson reiterated the safety aspect and added how it could affect an athlete academically. He said games have the potential to run late at night and causing the team to return home late. He continued parents will allow the student to sleep in, therefore coming to school late and affecting their academic day.

Mr. Ganger asked Ms. Weems for input.

Ms. Weems said from a coaching standpoint, combining would strengthen the athletes to be better prepared when they reach high school. She said currently, athletes might lack adequate training.

Mr. Ganger brought the transportation issue for discussion.

Dr. Jarrod Adams shared that he and Dr. Flanary had been discussing converting unused special education buses into activity buses for the schools. He explained there were currently nine spare mini-buses, with one year of service left. He estimated the cost to convert a bus was \$800-\$1,000 per bus. He continued a bus would be kept at each high school and the remaining buses would be strategically placed at different schools.

Mr. McKinney requested it be looked at to provide transportation back to the school and not just a one-way trip.

Mr. Ganger requested the Athletic Directors and Dr. Flanary to develop a potential plan for combining the teams, including transportation, and to present a plan at the next Athletics Committee meeting.

The next committee meeting was scheduled for April 6 at 4:30 p.m.

The meeting was adjourned.

Respectfully submitted:

Todd Ganger
Chairman, Athletics Committee

Southside

Middle School Baseball/Softball Information

Grandview:

Participation:

Baseball- 15

Softball- 15

Budget:

Baseball- \$6,184.72

Softball- \$4,776.50

Gate:

Revenue- \$3,050.00

Expenses- \$2,457.92

West View:

Participation:

Baseball- 13

Softball- 12

Budget/Gate:

Revenue- \$4,670.00

Expenses- \$4,175.00

Jonesborough:

Participation:

Baseball- 13

Softball- 13

Budget/Gate:

Revenue- \$1,983.00

South Central:

Participation:

Baseball- 14

Softball- 11

Budget/Gate:

Revenue- \$1,222.00

Expense- \$2,469.00

Lamar:

Participation:

Baseball- 13

Softball- 5

Budget/Gate:

Revenue- \$10,500/Gate: \$2,150.00

Expense- Attached

2016-2017 BASEBALL
 FACULTY HEAD COACH: DUSTIN CLAWSON
 ASSISTANT NON FACULTY: BRIAN MILLER, BO WILCOX

6TH GRADE 3 7TH GRADE 7 8TH GRADE 6

COST/BOOSTERS	PURCHASED	
HATS/HOME PLATES	\$434.00	
BALLS	\$250.00	
BATS (1)	\$150.00	
MED SUPPLIES	\$200.00	
JERSEYS (3)	\$96.00	SCHOOL
PANTS (3)	\$78.00	SCHOOL

TOTAL \$1,208.00

2017-2018 BASEBALL
 FACULTY HEAD COACH: JARED BURGNER
 ASSISTANTS (FACULTY) MATT HAREN
 NON FACULTY DERK COOK

6TH GRADE 2 7TH GRADE 6 8TH GRADE 6

COST/LAMAR SCHOOL	PURCHASED	
JERSEYS	\$703.00	
BASEBALLS (2 CS)	\$73.98	
SCOREBOOK	\$6.50	
LINEUP BOOK	\$8.93	
BATTING TEE	\$26.99	
UMPIRES	\$600.00	

TOTAL \$1,419.40

SOFTBALL
 FACULTY HEAD COACH BRITTANY ADKINS

6TH GRADE 5 7TH GRADE 4 8TH GRADE 3

COST/BOOSTERS	PURCHASED	
BATS (2)	\$250.00	
STAND UP NET	\$125.00	
SOFTBALLS (2 CS)	\$130.00	

TOTAL \$505.00

NUMBER OF GAMES 15

GRAND TOTAL \$1,713.00

SOFTBALL
 FACULTY HEAD COACH BRITTANY ADKINS

6TH GRADE 1 7TH GRADE 8 8TH GRADE 3

COST/LAMAR SCHOOL	PURCHASED	
JERSEYS	\$359.50	
UMPIRES	\$330.00	
BATTING TEE	\$26.99	
SCOREBOOK	\$6.50	
LINEUP CARDS	\$8.93	

TOTAL: \$731.92

GRAND TOTAL: \$2,151.32

2018-2019 BASEBALL
 FACULTY HEAD COACH JARED BURGNER
 ASSISTANT (FACULTY) MATT HAREN
 NON FACULTY DERK COOK

6TH GRADE 4 7TH GRADE 3 8TH GRADE 5

COST/LAMAR SCHOOL	PURCHASED	
HELMETS (3)	\$74.97	
EQUIPMENT BAG	\$79.99	
BASEBALLS (1 CS)	\$36.99	
UA CATCHERS GEAR	\$244.99	
UMPIRES	\$770.00	

TOTAL \$1,206.94

2019-2020 BASEBALL
 FACULTY HEAD COACH JARED BURGNER
 ASSISTANT (FACULTY) MATT HAREN
 NON FACULTY DERK COOK, CHRISTIAN TAYLOR

6TH GRADE 3 7TH GRADE 7 8TH GRADE 3

COST/LAMAR SCHOOL	PURCHASED	
BASEBALLS (1 CS)	\$36.99	
JERSEY (2XL)		

SOFTBALL LAMAR/SOUTH CENTRAL
 FACULTY HEAD COACH BRIAN MOODY

FACULTY HEAD COACH: DUSTIN CLAWSON
 ASSISTANT NON-FACULTY: HALEY CLAWSON

6TH GRADE 6 7TH GRADE 0 8TH GRADE 9

COST/LAMAR SCHOOL PURCHASED

6TH GRADE 2 7TH GRADE 2 8TH GRADE 1 LAMAR'S GIRLS

COST/LAMAR SCHOOL PURCHASED

SOFTBALL PANTS (16)	\$392.00		COMBINED JERSEY			
JERSEYS (5)	\$120.50		1/2 W/SC			
REPRINT ON JERSEYS	\$120.50		SOFTBALLS (1 CS)	\$69.99		
BELTS (GREEN) 16	\$80.00					
HELMETS W/MASK (3)	\$102.54		14 GIRLS COMBINED			
EQUIPMENT BAG	\$79.99					
SOFTBALLS (1 CS)	\$69.99					
TOURNAMENT FEE	\$100.00					
UMPIRES	\$615.00					
ASSISGNETS FEE SB/BB	\$145.00					
GATE WORKERS SB/BB	\$50.88					
TOTAL	\$1,825.52					
GRAND TOTAL	\$3,032.46					

Northside

NOTES

Enrollment Numbers

- Sullivan County M.S. Future/Wendall Smith
East Middle- 200 plus kids per grade current
South Middle- 175-200 estimated per grade
Central Middle- 175-200 estimated per grade

- Greene County M.S. Future/George Frye
Chuckey Doak Middle 150 plus current
North Greene Middle 100 plus 2021
West Greene Middle 125 plus 2021
South Greene Middle 125 plus 2021

Surgovinsville Middle 156

- Rogersville Middle 154 current 126 differences from S.C.
- Church Hill Middle 142 current 110 differences from F.B.
- Unicoi Middle 180 current 135 differences from W.V. S.S.
- Rogersville City 72 current
- Bulls Gap 54 current
- Boones Creek 93 current
- Jonesborough 92 current
- Grandview 81 current
- Ridgeview 74 current
- Gray 70 current
- Lamar 60 current

- Sulphur Springs 46 current
 - West View 45 current
 - Fall Branch 32 current
 - South Central 28 current
-
- 2018 BB Class A 47% of the games were decided by run rule
 - 2019 BB Class AA 59% of the games were decided by run rule
 - 2019 SB Class AA 55% of the games were decided by run rule
 - Current Middle Schools that will no longer exist

Blountville, Bluff City, Col Heights, Holston, Sullivan North, Mary Hughes, Holston Valley, Sullivan, Nolichucky, Mosheim, Otway, Midway, West Pines

Sulphur Springs:

2017 \$257.00

2018 \$1217.00

2019 \$1864.50

SB 2018- 12 2019-12 2020-15

BB 2018-12 2019-12 202-13 Record in 2019 4-9

Ridgeview:

2017 \$1984.00

2018 \$3460.00

2019 \$3168.00

SB 2018-14 2019-14 2020-13 Record in 2019 16-0

BB 2018-13 2019-12 2020-12 Record in 2019 14-2

Gray:

2017-2018-2019 avg \$2480.00

SB 2017-12 2018-12 2019-12

BB 2017-12 2018-12 2019-12 Record in 2019 3-10

Boones Creek:

2018-2019 avg \$1,394.00

SB 2018-12 2019-12

BB 2018-14 2019-13 Record in 2019 4-9

FBS Baseball & Softball Gate Proceeds			Net (minus ref/lump & gatekeeper payments)
Date	Game	Gross (amount collected)	
3/5/2018	BB/SB	\$ 444.00	\$ 244.00
4/5/2018	BB/SB	\$ 254.00	\$ 54.00
4/18/2018	SB	\$ 138.00	\$ 28.00
4/19/2018	BB	\$ 156.00	\$ 51.00
4/20/2018	SB	\$ 164.00	\$ 54.00
4/21/2018	BB	\$ 178.00	\$ 88.00
4/25/2018	BB/SB	\$ 266.00	\$ 66.00
	gatekeeper payments		\$ (129.91)
	assigning fees	-	\$ (150.00)
	total for spring 2018	\$ 1,600.00	\$ 305.09
3/7/2019	BB	\$ 157.00	\$ 27.00
3/11/2019	BB	\$ 159.00	\$ 29.00
3/28/2019	BB/SB	\$ 354.00	\$ 234.00
4/12/2019	BB/SB	\$ 266.00	\$ 26.00
4/18/2020	SB	\$ 170.00	\$ 115.00
4/23/2020	BB/SB	\$ 354.00	\$ 114.00
4/25/2019	BB/SB	\$ 288.00	\$ 118.00
4/30/2019	BB/SB	\$ 254.00	\$ (71.00)
	gatekeeper payments		\$ (76.32)
	assigning fees	-	\$ (150.00)
	total for spring 2019	\$ 2,002.00	\$ 365.68

Average per BB only game	162.50	\$	Net proceeds per BB game	48.75

Average per SB only game	157.33	\$	Net proceeds per SB game	65.67

Average per double game	318.00	\$	Net proceeds per double game	88.25

Overall average per game	159.61	\$	Net overall average per game	52.85

2/2/2020

Danny GOOD <goodd@wcde.org>

DEPARTMENT OF EDUCATION

(no subject)

2 messages

Tue, Feb 25, 2020 at 9:47 AM

Danny GOOD <goodd@wcde.org>
To: Darrell Barnwell <barnwelld@wcde.org>, Mark MERRIMAN <merrimanm@wcde.org>, Cody PATTERSON <pattersonc@wcde.org>, Shannon GRAY <grays@wcde.org>, Lori JENKINS <jenkinsl@wcde.org>, Aaron Christian <christiana@wcde.org>, JOSH KITE <kitej@wcde.org>

Good morning, If you haven't gathered and sent in your numbers " participation and financial" for the bb/sb please do so soon, we need to compile for the BOE.

Thanks,
Danny

Mon, Mar 2, 2020 at 11:20 AM

J.W. MCKINNEY <mckinneyj@wcde.org>
To: JOSH KITE <kitej@wcde.org>, Danny GOOD <goodd@wcde.org>

Morning sorry the snow put me behind.

we are averaging (this holds for this and last year)
11 players for softball
14 players for baseball

last years numbers:
income is \$1,222
expenditures were \$2,469
so a loss of \$1247.17

what else can I answer?
JW

On Tue, Feb 25, 2020 at 9:54 AM JOSH KITE < > wrote:
[Quoted text hidden]

--
J.W. McKinney
Principal
South Central Elementary



BID TABULATION

Propane Fuel

Daniel Boone High School Greenhouse, Athletic House, & Water Heater,
 Sulphur Springs School Furnace, Lamar School Furnace and Bus Garage
 Washington County Department of Education

Bid Opening: 2:00 p.m., Wednesday Wednesday March 4, 2020

	<i>BID I: Dealer Cost Plus Fixed Markup</i>					<i>BID II: Fixed Cost Per Gallon</i>	
COMPANY	DEALER COST PER GALLON	FIXED MARKUP PER GALLON	TOTAL BID PER GALLON DELIVERED	TANK LEASE and HOOKUP COST	SUPPLIER'S INVOICE	TOTAL BID PER GALLON DELIVERED	TANK LEASE and HOOKUP COST
Amerigas/Heritage Propane Johnson City, TN	0.727	0.659	\$1.386	0	no	\$1.289	0
Holston Gases Gray, TN	.82	.40	\$1.22	0	no	\$1.299	0
Marsh LP Gas Company Kingsport, TN				0	no	\$1.39	\$10,437.00
Blossman Gas Inc. Elizabethon, TN					no	\$1.5225 <u>3 years</u>	\$1,333.00 3 year contract

Exceptions
Price must be locked in by March 12,2020
Pump and cabinet to be determined after award of bid.

**Washington County
Department of Education
MEMORANDUM
DIRECTOR'S OFFICE**

DATE: March 4, 2020
TO: Finance Committee
FROM: Phillip McLain, Chairman
SUBJECT: Finance Committee Meeting-January Financials

The Finance Committee will meet on Wednesday, March 4, 2020 at 3:30 p.m. in the WCDE Central Office.

Items to be discussed include:

1. Consideration of the General Fund Financial Statements for the month of January 2020
2. Consideration of the Federal Fund Financial Statements for the month of January 2020
3. Employee Background Checks
4. Other items

TO: Finance Committee Members
FROM: Brad Hale, Director of Finance
DATE: March 4, 2020

SUBJECT: Financial Statements Summary for January 2020

After reviewing the financial statements for January, the following line items need to be considered:

REVENUE (General Fund January 2020)

40110000 – Current Property Tax

The collections for the month of January were \$1,313,671.82 which is \$322,377.34 less than collected in January 2019. This is due to the timing of Property Taxes received and processed through the Trustee's office.

40120000 – Property Tax – Prior Year

The collections for the month of January were \$19,239.34 which is \$233.54 more than collected in January 2019.

40125000 – CLK/Master Collections-Prior

The collections for the month of January were \$206.90, which was consistent with January 2019.

40130000 – Clerk & Masters Collections

The collections for the month of January were \$5,560.40, which is \$3,225.57 less than collected in January 2019. This was due to the timing of funds received.

40140000 – Interest and Penalty – Delinquent Tax

The collections for the month of January were \$5,268.25, which is \$1,398.72 less than collected in January 2019.

40163000 – Payments in Lieu of Taxes-Other

The collections for the month of January were \$31.13, this is consistent with January 2019 in this line item.

40210000 – Local Sales Tax

The collections for the month of January were \$1,379,403.02 which is \$50,749.00 more than collected in January 2019.

REVENUE (cont'd)

40270000 – Business Tax

The collections for the month of January were \$17,500.00 which is \$4,047.62 more than collected in January 2019.

41110000 – Marriage License

The collections for the month of January were \$100.78, which is \$8.10 more than collected in January 2019.

43512000 – Tuition-Adult Education

The collections for the month of January were \$2,250.00 for DBHS CPC-Classes.

43517000 – Tuition - Other

The collections for the month of January were \$3,375.00 for the BCES Pre-K.

43581000 - Community Service Fees – Children

The collections for the month of January were \$46,648.60 for the extended school program at Boones Creek Elementary, Fall Branch, Grandview, Gray, Jonesborough Elementary, Jonesborough Middle, Lamar, Ridgeview, Sulphur Springs and West View. This is \$1,490.90 more than January 2019.

44110000 – Interest Earned on Deposits

Interest earned for the month of January was \$15,399.67 which is \$8,018.12 more than earned in January 2019.

44520000 – Insurance Recovery

Revenue of \$0.00 was realized in January.

44530000 – Sale of Equipment

Revenue of \$215.53 was received in this line item. This was from the sale of a driver's education car (blown engine) on GovDeals.

44570000 – Contributions & Gifts

Revenue of \$100.00 was received in this line item for students in need.

44990000 - Other Local Revenue - Tags

Revenue of \$18.28 was received, which is consistent with the prior year. This revenue is from School Tags purchased.

REVENUE (cont'd)

44991000 - Other Local Revenue

Revenue of \$18,631.75 was received in January from PepsiCo commissions from the 4th quarter of 2019. These funds are sent out to each school based on the commission amount per location.

44992000 - Other Local Rev- Royalties

Revenue of \$3,173.50 was received for school bus advertising which is \$1,006.50 more than January 2019. No revenue is realized for this line item in July and August.

46511000—Basic Education Program

Revenue of \$3,563,200 was received from the state for BEP, which is \$68,600 more than January 2019. No BEP payments are received in the months of May and July.

46515000—Early Childhood Education

Revenue of \$104,706.62 was received from the Voluntary Pre-K grant.

46590000—Other State Funds

Revenue of \$27,195.32 was received in January from the Family Resource Center grant.

46610000 – Career Ladder Program

Revenue of \$0.00 was received from Career Ladder which is consistent with January 2019.

46851000 – State Revenue Sharing-T.V.A.

Revenue of \$319,291.80 was received in January which is \$11,445.28 more than January 2019.

46980000 – Other State Grants

Revenue of \$34,149.42 was received in January from the Safe Schools Grant.

46980111 – Other State Grants

Revenue of \$20,000 was received in January from an EPSO Expansion Grant. This grant was split between DBHS & DCHS.

REVENUE (cont'd)

47640000 – ROTC Reimbursement

Revenue of \$7,059.39 was received which is \$164.04, more than January 2019. This is due to the timing of reimbursements received for ROTC staff.

Overall January 2019 Revenue Compared to January 2019 Revenue

Revenue in January 2020 was \$6,908,296.62 compared to \$7,068,665.13 in January 2019. This is \$160,368.51 less than January 2019.

- The main reason for the decrease was from Property Taxes which were \$322,377.34 less than received in January 2019. This is due to the timing of Property Taxes collected at the Trustee's office and not an actual decrease overall.
- Other key revenue items that experienced an increase are as follows:
 - \$50,749.00 increase in additional Sales Tax collections
 - \$8,018.12 increase in additional Interest Income
 - \$68,600.00 in increased BEP funding
 - \$11,445.28 increase in State Revenue Sharing-TVA

KEY EXPENDITURES (General Fund January 2020)

71100399 – Other Contracted Services

Expenditures of \$568,139.15 were incurred in this line item for the University School revenue portion payment for the month of January 2019.

71100499 – Other Supplies & Materials

The following key expenses were incurred in this line item in January 2019.

- \$10,000 to DBHS for the EPSO Grant
- \$10,000 to DCHS for the EPSO Grant

72210524 – In Service / Staff Development

The key expenses in this line items were as follows:

- \$3,500 to Defend Systems for school safety professional development
- \$2,975.48 for P.I.E. conference lodging expenses

72220399 – Other Contracted Services

The total expense incurred in this line item was for \$4,785.00. This was to Mini-Miracles for OT/PT SPED.

EXPENDITURES (cont'd)

72250399 – Other Contracted Service

Total expenses of \$24,674.12 were incurred in this line in January 2020.

- \$6,789.62 to Tyler Technologies for the Versa-Trans Support annual renewal
- \$11,880.00 to ENA Services for the Brainpop subscriptions annual renewal
- \$3,000 to Mobile Mind Technologies for the annual renewal

72250499 – Other Supplies & Materials

The following key expenses were incurred in this line item for January 2020.

- \$3,302.40 to CDWG for 10-NEC Projectors
- \$10,612.96 to PCM for 78 Dell Computer Units
- \$6,118.20 to Beacon Technologies for I.T. Panels with stands for RVES

72610399 – Other Contracted Services

Total expenses of \$4,072.27 were incurred in this line item for January 2020. The key expense items incurred are listed below.

- \$1,345.00 for pest control service
- \$1,087.50 for grease trap service
- \$1,332.62 to Chem-Aqua, for the DCHS Chiller monitoring

72610499 – Other Supplies

Total expenses of \$11,450.11 were incurred in this line item for January. The key expense items incurred are listed below.

- \$2,321.75 to On Deck Sports for baseball and softball field accessories including bases, home plates, and pitching plates
- \$4,626.00 to ABI attachments-Infield Groomer

72610599 – Other Charges

Total expenses of \$4,406.76 were incurred in this line item for January. The key expense items incurred are listed below.

- \$3,583.54 to Share Corporation for bio-degradable drain & sewer chemicals

72620336 – Maintenance and Repair Service

Total expenses of \$2,700.00 to HVAC Inc, for geothermal repairs at GES

EXPENDITURES (cont'd)

72620499 – Other Supplies and Materials

The total expenses of \$31,169.96 were incurred in this line item. The key expenses were as follows.

- \$1,991.97 for electrical maintenance supplies
- \$5,683.75 for HVAC maintenance supplies
- \$4,455.77 for plumbing maintenance supplies
- \$14,256.87 for general maintenance materials & supplies
- \$3,212.00 to the Good Company for 2-door exit devices
- \$1,638.40 to E.S. Dockery for ceiling tile for stock

72620701 – Administration Equipment

The total expense of \$196,350.00 was incurred to Energy Systems Group for the board approved DCHS Boiler replacement project

72710729 – Transportation Equipment

The expenses of \$51,004.60 were incurred for two vehicles the board previously approved to be purchased through the State Contract:

- \$22,340.70 to Wilson County Motors for a Chevy Silverado 1500 regular cab 4WD truck
- \$28,663.90 to Wilson County Motors for a Chevy Silverado 1500 Crew Cab 4WD truck
- That State contract for both purchases from Wilson County Motors is Contract # 64414

Overall January 2020 Expenses Compared to January 2019 Expenses

Expenses in January 2020 were \$6,266,726.27 compared to \$4,827,735.11 in January 2019. This is \$1,438,991.16 more than in January of 2019. The main contributing factors for this increase are as follows:

- \$569,819.15 paid to the University School for the December 2019 revenue sharing portion. This variance from the prior year is a timing issue on the December payment
- \$196,350.00 for the DCHS Boiler replacement was incurred
- \$260,000 for the Debt Service repayment to Washington County was incurred. The variance from last January is strictly a timing of the payment
- \$192,812.92 in additional system salary expense was incurred which is explained by the (step increase along with the 2% pay raise for FY20), plus multiple teachers had to be hired at the beginning of FY20 to meet the increased student enrollment numbers system wide but largely driven by the new BCES

	A	B	C	D	E	F	G	H	I	J	K	L	M	N		
1							SALES TAX ANALYSIS									
2																
3	YEAR	TOTAL	July	August	September	October	November	December	January	February	March	April	May	June		
4																
5	1995-96	7,964,549.95	611,536.43	650,039.30	596,451.81	626,656.64	665,950.77	645,367.17	793,944.02	872,382.08	581,914.60	553,125.28	700,497.25	666,684.60		
6	1996-97	8,336,657.30	668,621.91	695,781.06	645,426.90	665,996.66	712,853.08	700,269.94	714,674.24	917,676.40	636,923.88	635,082.70	639,073.10	704,277.43		
7	1997-98	9,028,886.69	721,817.32	780,093.18	704,916.44	717,825.19	798,852.97	747,016.98	760,728.85	1,024,051.84	649,227.26	638,150.71	787,948.69	698,257.26		
8	1998-99	9,418,336.41	729,516.21	780,343.86	758,281.99	769,388.96	789,685.47	793,285.27	808,672.84	1,049,009.40	669,997.81	685,164.29	785,149.89	799,840.42		
9	1999-00	9,925,491.78	761,578.86	848,424.57	757,359.52	832,656.56	798,763.84	812,346.45	826,725.33	1,142,546.37	711,564.82	750,908.81	878,078.63	804,538.02		
10	2000-01	10,302,344.61	804,204.89	905,337.72	804,216.35	854,382.25	909,453.32	794,725.07	882,257.31	1,178,919.01	758,048.36	742,368.32	860,763.60	807,668.41		
11	2001-02	10,532,891.37	808,555.26	866,353.62	796,577.42	828,852.58	889,601.40	870,074.31	872,050.60	1,199,611.30	768,580.66	790,051.97	938,373.85	904,208.40		
12	2002-03	10,638,027.23	906,277.17	974,296.94	882,472.09	811,952.60	891,857.89	850,620.49	926,239.19	1,186,561.52	763,464.89	727,893.01	896,976.99	819,414.45		
13	2003-04	11,067,961.48	852,744.87	931,182.77	884,455.76	904,582.89	939,687.81	883,319.35	949,214.33	1,224,464.85	796,000.63	798,184.90	971,370.65	932,752.67		
14	2004-05	12,141,242.02	959,427.54	1,003,502.83	961,878.30	960,187.49	981,448.59	962,577.75	1,007,923.70	1,354,489.51	869,026.19	1,061,329.31	1,043,956.65	975,494.16		
15	2005-06	12,336,585.09	955,565.19	1,032,019.38	1,019,556.16	1,105,255.87	1,019,172.70	995,288.52	1,052,343.46	1,443,274.33	811,741.53	876,236.72	1,048,459.42	977,671.81		
16	2006-07	12,847,409.98	1,026,100.62	1,085,657.40	1,035,122.60	1,044,487.23	1,102,319.02	1,016,987.55	980,057.85	1,443,529.82	1,018,080.51	955,096.95	1,130,190.78	1,009,779.65		
17	2007-08	13,475,705.49	1,079,389.94	1,164,602.82	1,112,875.15	1,123,975.96	1,128,221.21	1,082,375.90	1,170,203.04	1,480,368.07	934,432.24	1,003,760.54	1,131,648.39	1,063,852.23		
18	2008-09	13,118,209.41	1,121,283.53	1,163,968.03	1,069,948.56	1,109,937.70	1,119,035.49	1,083,890.72	1,091,466.64	1,441,865.04	858,933.82	992,382.26	1,070,456.28	995,041.34		
19	2009-10	12,609,635.54	1,008,819.19	1,099,406.55	992,789.10	1,066,457.07	1,052,452.00	997,413.03	1,039,892.90	1,366,560.85	888,185.43	945,035.53	1,121,973.47	1,030,650.42		
20	2010-11	13,050,988.91	1,054,228.59	1,128,189.89	1,037,584.63	1,056,839.88	1,086,389.24	1,054,070.16	1,094,354.84	1,429,909.64	867,910.25	1,009,209.95	1,143,124.29	1,089,177.55		
21	2011-12	13,808,173.10	1,081,535.67	1,228,666.98	1,138,627.12	1,132,824.15	1,125,406.77	1,090,432.58	1,133,742.86	1,526,365.45	1,016,848.19	1,065,106.10	1,194,803.93	1,073,813.30		
22	2012-13	13,530,626.40	1,137,511.17	1,176,802.38	1,071,451.21	1,148,396.78	1,150,162.91	1,096,243.83	1,142,826.70	1,516,667.47	785,969.43	1,037,806.81	1,169,086.53	1,097,701.18		
23	2013-14	13,756,487.05	1,138,760.08	1,166,521.54	1,081,327.46	1,126,284.98	1,099,605.17	1,103,883.00	1,136,848.35	1,508,355.06	971,672.20	1,055,143.00	1,275,350.78	1,092,735.43		
24	2014-15	14,057,315.44	1,142,752.51	1,227,623.79	1,131,340.43	1,189,344.14	1,190,743.05	1,134,318.63	1,199,396.63	1,588,182.32	889,370.36	1,008,340.90	1,211,709.73	1,144,192.95		
25	2015-16	14,722,621.29	1,241,008.04	1,233,271.57	1,166,463.36	1,203,804.59	1,229,321.78	1,188,390.71	1,246,671.22	1,641,380.40	1,070,197.64	997,571.40	1,284,815.87	1,219,724.71		
26	2016-17	14,747,100.82	1,183,242.43	1,271,727.15	1,176,910.43	1,236,255.66	1,252,584.64	1,203,060.65	1,234,360.41	1,672,699.50	977,436.65	1,033,968.30	1,288,153.30	1,216,701.70		
27	2017-18	15,349,677.89	1,205,951.87	1,271,772.24	1,218,781.58	1,210,362.79	1,249,834.14	1,202,844.48	1,292,583.56	1,624,509.44	1,147,863.70	1,134,847.93	1,558,692.28	1,231,633.88		
28	2018-19	15,494,923.37	1,278,018.86	1,291,098.17	1,228,129.70	1,291,319.95	1,284,627.33	1,285,032.84	1,328,654.02	1,591,314.78	1,249,696.22	1,156,902.45	1,353,122.68	1,157,006.37		
29	2019-20	9,401,094.30	1,344,150.84	1,344,028.39	1,307,238.15	1,361,539.99	1,316,157.76	1,348,576.15	1,379,403.02							
30																
31		Prior Year-to-Date Comparison														
32	INC / (DEC)	414,213.43	66,131.98	52,930.22	79,108.45	70,220.04	31,530.43	63,543.31	50,749.00							
33																
34																
35	Additional	Budgeted														
36																
37		% of FY19 Budget Collected														
40		15,683,066.00														
41																
42	2000-01	98.756%	7.709%	8.678%	7.709%	8.190%	8.718%	7.618%	8.457%	11.301%	7.267%	7.116%	8.251%	7.742%		
43	2001-02	103.110%	7.915%	8.481%	7.798%	8.114%	8.709%	8.517%	8.537%	11.743%	7.524%	7.734%	9.186%	8.852%		
44	2002-03	97.113%	8.273%	8.894%	8.056%	7.412%	8.142%	7.765%	8.456%	10.832%	6.970%	6.645%	8.188%	7.480%		
45	2003-04	103.131%	7.947%	8.677%	8.241%	8.429%	8.756%	8.231%	8.845%	11.409%	7.417%	7.437%	9.051%	8.691%		
46	2004-05	103.260%	8.160%	8.535%	8.181%	8.166%	8.347%	8.187%	8.572%	11.520%	7.391%	9.026%	8.879%	8.296%		
47	2005-06	100.746%	7.804%	8.428%	8.326%	9.026%	8.323%	8.128%	8.594%	11.786%	6.629%	7.156%	8.562%	7.984%		
48	2006-07	100.277%	8.009%	8.474%	8.079%	8.152%	8.604%	7.938%	7.650%	11.267%	7.946%	7.455%	8.821%	7.882%		
49	2007-08	101.108%	8.099%	8.738%	8.350%	8.433%	8.465%	8.121%	8.780%	11.107%	7.011%	7.531%	8.491%	7.982%		
50	2008-09	99.170%	8.477%	8.799%	8.089%	8.391%	8.460%	8.194%	8.251%	10.900%	6.493%	7.502%	8.092%	7.522%		
51	2009-10	100.000%	8.000%	8.719%	7.873%	8.457%	8.346%	7.910%	8.247%	10.837%	7.044%	7.495%	8.898%	8.174%		
52	2010-11	101.300%	8.183%	8.757%	8.054%	8.203%	8.432%	8.181%	8.494%	11.099%	6.737%	7.833%	8.873%	8.454%		
53	2011-12	101.963%	7.986%	9.073%	8.408%	8.365%	8.310%	8.052%	8.372%	11.271%	7.509%	7.865%	8.823%	7.929%		
54	2012-13	94.995%	7.922%	8.268%	7.528%	8.069%	8.081%	7.702%	8.029%	10.656%	5.522%	7.292%	8.214%	7.712%		
55	2013-14	100.000%	8.278%	8.480%	7.860%	8.187%	7.993%	8.024%	8.264%	10.965%	7.065%	7.670%	9.271%	7.943%		
56	2014-15	102.187%	8.307%	8.924%	8.224%	8.646%	8.656%	8.246%	8.719%	11.545%	6.465%	7.330%	8.808%	8.317%		
57	2015-16	99.477%	8.385%	8.333%	7.882%	8.134%	8.306%	8.030%	8.423%	11.090%	7.231%	6.740%	8.681%	8.241%		
58	2016-17	99.643%	7.995%	8.593%	7.952%	8.353%	8.463%	8.129%	8.340%	11.302%	6.604%	6.986%	8.704%	8.221%		
59	2017-18	102.059%	8.018%	8.456%	8.104%	8.048%	8.310%	7.998%	8.594%	10.801%	7.632%	7.546%	10.364%	8.189%		
60	2018-19	102.177%	8.428%	8.514%	8.099%	8.515%	8.471%	8.474%	8.761%	10.493%	8.241%	7.629%	8.923%	7.630%		
61	2019-20	59.944%	8.571%	8.570%	8.335%	8.682%	8.392%	8.599%	8.795%							

		CHECK CHECK				
FND	ACCT	OBJ	NUMBER	DATE	VENDOR	AMOUNT
141	72210	524	141209344	01/06/2020	CLAWSON, DUSTIN	-36.00
141	72210	355	141209429	01/06/2020	DRURY HOTEL	-491.01
141	72410	355	141210101	01/06/2020	HYATT HOUSE NASHVILL	-440.64
141	72210	355	141209459	01/06/2020	KYTE, KARLA	-132.00
141	72210	355	141209459	01/06/2020	KYTE, KARLA	-282.00
141	72210	524	141210002	01/06/2020	LEONARD, JILL	-88.00
141	72210	524	141210002	01/06/2020	LEONARD, JILL	-94.00
141	72210	524	141210003	01/06/2020	LITTLE, DAVID	-115.62
141	71100	206	141209748	01/06/2020	AMERICAN UNITED LIFE	-3,005.60
141	71200	206	141209748	01/06/2020	AMERICAN UNITED LIFE	-173.40
141	71300	206	141209748	01/06/2020	AMERICAN UNITED LIFE	-87.00
141	72110	206	141209748	01/06/2020	AMERICAN UNITED LIFE	-4.40
141	72120	206	141209748	01/06/2020	AMERICAN UNITED LIFE	-36.20
141	72130	206	141209748	01/06/2020	AMERICAN UNITED LIFE	-48.60
141	72210	206	141209748	01/06/2020	AMERICAN UNITED LIFE	-70.00
141	72220	206	141209748	01/06/2020	AMERICAN UNITED LIFE	-30.30
141	72230	206	141209748	01/06/2020	AMERICAN UNITED LIFE	-4.40
141	72320	206	141209748	01/06/2020	AMERICAN UNITED LIFE	-15.70
141	72410	206	141209748	01/06/2020	AMERICAN UNITED LIFE	-130.20
141	72510	206	141209748	01/06/2020	AMERICAN UNITED LIFE	-6.00
141	72610	206	141209748	01/06/2020	AMERICAN UNITED LIFE	-69.50
141	72620	206	141209748	01/06/2020	AMERICAN UNITED LIFE	-28.10
141	72710	206	141209748	01/06/2020	AMERICAN UNITED LIFE	-151.70
141	72810	206	141209748	01/06/2020	AMERICAN UNITED LIFE	-7.60
141	73100	206	141209748	01/06/2020	AMERICAN UNITED LIFE	-164.70
141	72250	206	141209748	01/06/2020	AMERICAN UNITED LIFE	-32.60
141	71100	299	141209748	01/06/2020	AMERICAN UNITED LIFE	-822.79
141	71100	299	141210243	01/06/2020	RICHMOND, RACHEL	-135.00
141	71100	429	141210026	01/06/2020	SCHOLASTIC MAGAZINES	-307.69
141	71100	429	141210026	01/06/2020	SCHOLASTIC MAGAZINES	-274.73
141	72210	524	141209944	01/06/2020	UT CLEE	-110.00
141	72230	355	141210357	01/07/2020	ARNETT, RYAN	56.00
141	72320	399	141210358	01/07/2020	COMCAST	76.21
141	72320	399	141210358	01/07/2020	COMCAST	45.13
141	72230	355	141210359	01/07/2020	DAVIS, EMILY	220.00
141	72620	499	141210360	01/07/2020	FENCO SUPPLY	970.16
141	72620	499	141210360	01/07/2020	FENCO SUPPLY	2,920.86
141	72620	499	141210360	01/07/2020	FENCO SUPPLY	962.25
141	72710	412	141210361	01/07/2020	FUELZ-A MCPHERSON CO	23,301.03
141	72710	425	141210361	01/07/2020	FUELZ-A MCPHERSON CO	10,125.68
141	72230	355	141210362	01/07/2020	HALE, CHARLES	133.95
141	72210	524	141210363	01/07/2020	HYATT PLACE DOWNTOWN	1,065.76
141	72210	355	141210364	01/07/2020	KEYS, ASHLEY	76.61
141	72210	355	141210365	01/07/2020	RIVERS, KIM	66.27
141	71100	299	141210366	01/07/2020	TRUSTMARK SOLUTIONS	50.51
141	71200	599	141210367	01/07/2020	VERIZON WIRELESS	61.67
141	72320	307	141210367	01/07/2020	VERIZON WIRELESS	2,348.51
141	72320	307	141210367	01/07/2020	VERIZON WIRELESS	120.04
141	72310	599	141210376	01/09/2020	ROCKY'S PIZZA	210.00
141	72610	499	141210377	01/10/2020	ABI ATTACHMENTS, INC	4,626.00
141	72130	322	141210378	01/10/2020	ACT	1,044.00
141	72620	499	141210379	01/10/2020	AIRGAS INC, SOUTH DI	17.67
141	72220	355	141210380	01/10/2020	ALLEN, ELLEN	88.83
141	72710	330	141210381	01/10/2020	ALLY	350.54
141	72710	330	141210381	01/10/2020	ALLY	348.16
141	72620	499	141210382	01/10/2020	ANDY OXY CO INC	24.91

		CHECK CHECK				
FND	ACCT	OBJ	NUMBER	DATE	VENDOR	AMOUNT
141	72250	355	141210383	01/10/2020	BAILEY, HEATH	190.00
141	72250	355	141210383	01/10/2020	BAILEY, HEATH	62.51
141	72510	355	141210384	01/10/2020	BANKCARD CENTER	330.88
141	72250	499	141210384	01/10/2020	BANKCARD CENTER	2,206.84
141	71100	429	141210385	01/10/2020	BARNES & NOBLE INC	200.00
141	71100	429	141210385	01/10/2020	BARNES & NOBLE INC	198.22
141	72210	432	141210385	01/10/2020	BARNES & NOBLE INC	211.59
141	71100	429	141210385	01/10/2020	BARNES & NOBLE INC	182.23
141	72710	453	141210386	01/10/2020	BBVA USA	30.54
141	72250	499	141210387	01/10/2020	BEACON TECHNOLOGIES	6,118.20
141	72310	331	141210388	01/10/2020	BENNETT & DECAMP PLL	4,500.00
141	72710	450	141210389	01/10/2020	BEST ONE TIRE	325.84
141	72250	355	141210390	01/10/2020	BIRKNER, CAROL	75.20
141	72250	355	141210390	01/10/2020	BIRKNER, CAROL	190.00
141	72250	399	141210391	01/10/2020	BLACKBOARD INC	200.00
141	71100	429	141210392	01/10/2020	BSN SPORTS	632.99
141	72220	355	141210393	01/10/2020	BUTLER, OLIVIA	136.77
141	71300	429	141210394	01/10/2020	CAROLINA BIOLOGICAL	540.36
141	72250	499	141210395	01/10/2020	CDW GOVERNMENT, INC	695.00
141	72250	499	141210395	01/10/2020	CDW GOVERNMENT, INC	426.30
141	72250	499	141210395	01/10/2020	CDW GOVERNMENT, INC	26.63
141	72250	499	141210395	01/10/2020	CDW GOVERNMENT, INC	714.00
141	72250	499	141210395	01/10/2020	CDW GOVERNMENT, INC	3,302.40
141	72250	499	141210395	01/10/2020	CDW GOVERNMENT, INC	714.00
141	72620	307	141210396	01/10/2020	CENTURYLINK	27.62
141	72620	307	141210396	01/10/2020	CENTURYLINK	127.28
141	72710	453	141210397	01/10/2020	CHAMPION CHEVROLET-C	5.95
141	72620	499	141210398	01/10/2020	CITY ELECTRIC SUPPLY	997.20
141	72620	499	141210398	01/10/2020	CITY ELECTRIC SUPPLY	994.77
141	72610	399	141210399	01/10/2020	CRYSTAL SPRINGS	97.71
141	72210	524	141210400	01/10/2020	DEFEND SYSTEMS	3,500.00
141	72710	207	141210401	01/10/2020	DIRECT HEALTH CARE	520.00
141	72210	524	141210402	01/10/2020	ENA SERVICES LLC	167.68
141	72510	355	141210402	01/10/2020	ENA SERVICES LLC	119.61
141	72320	307	141210403	01/10/2020	ENA SERVICES LLC	405.18
141	72320	307	141210403	01/10/2020	ENA SERVICES LLC	305.60
141	72320	307	141210403	01/10/2020	ENA SERVICES LLC	829.44
141	72320	307	141210403	01/10/2020	ENA SERVICES LLC	274.10
141	72320	307	141210403	01/10/2020	ENA SERVICES LLC	599.48
141	72320	307	141210403	01/10/2020	ENA SERVICES LLC	508.45
141	72320	307	141210403	01/10/2020	ENA SERVICES LLC	184.85
141	72320	307	141210403	01/10/2020	ENA SERVICES LLC	236.52
141	72320	307	141210403	01/10/2020	ENA SERVICES LLC	229.78
141	72320	307	141210403	01/10/2020	ENA SERVICES LLC	199.33
141	72320	307	141210403	01/10/2020	ENA SERVICES LLC	225.47
141	72320	307	141210403	01/10/2020	ENA SERVICES LLC	245.75
141	72320	307	141210403	01/10/2020	ENA SERVICES LLC	416.25
141	72320	307	141210403	01/10/2020	ENA SERVICES LLC	202.26
141	72320	307	141210403	01/10/2020	ENA SERVICES LLC	203.09
141	72710	307	141210403	01/10/2020	ENA SERVICES LLC	54.82
141	72620	307	141210403	01/10/2020	ENA SERVICES LLC	228.49
141	72320	307	141210403	01/10/2020	ENA SERVICES LLC	527.96
141	72320	307	141210403	01/10/2020	ENA SERVICES LLC	219.89
141	73300	599	141210403	01/10/2020	ENA SERVICES LLC	102.95
141	72620	701	141210404	01/10/2020	ENERGY SYSTEMS GROUP	196,350.00
141	71100	429	141210405	01/10/2020	FACILITY SHIELD	244.56

		CHECK CHECK				
FND	ACCT	OBJ	NUMBER	DATE	VENDOR	AMOUNT
141	71100	429	141210405	01/10/2020	FACILITY SHIELD	244.56
141	72620	599	141210406	01/10/2020	FIREHOUSE RESTAURANT	538.00
141	71100	499	141210408	01/10/2020	FISHER SCIENTIFIC CO	353.16
141	72210	355	141210409	01/10/2020	GARST, JOHNATHAN	105.75
141	72210	355	141210409	01/10/2020	GARST, JOHNATHAN	129.72
141	71100	429	141210410	01/10/2020	HAND2MIND INC	74.90
141	71100	429	141210410	01/10/2020	HAND2MIND INC	33.85
141	71100	429	141210410	01/10/2020	HAND2MIND INC	55.10
141	71100	429	141210410	01/10/2020	HAND2MIND INC	131.94
141	71100	429	141210410	01/10/2020	HAND2MIND INC	24.99
141	71100	499	141210411	01/10/2020	HENRY SCHEIN INC	293.78
141	72610	410	141210412	01/10/2020	HOME DEPOT PRO	830.71
141	72610	410	141210412	01/10/2020	HOME DEPOT PRO	173.30
141	72610	410	141210412	01/10/2020	HOME DEPOT PRO	50.90
141	72610	410	141210412	01/10/2020	HOME DEPOT PRO	8.83
141	72610	410	141210412	01/10/2020	HOME DEPOT PRO	24.60
141	72610	410	141210412	01/10/2020	HOME DEPOT PRO	875.24
141	72610	410	141210412	01/10/2020	HOME DEPOT PRO	926.00
141	72610	410	141210412	01/10/2020	HOME DEPOT PRO	855.07
141	72610	410	141210412	01/10/2020	HOME DEPOT PRO	1,322.42
141	72610	410	141210412	01/10/2020	HOME DEPOT PRO	504.49
141	72610	410	141210412	01/10/2020	HOME DEPOT PRO	508.68
141	72610	410	141210412	01/10/2020	HOME DEPOT PRO	1,201.55
141	72610	410	141210412	01/10/2020	HOME DEPOT PRO	620.36
141	72610	410	141210412	01/10/2020	HOME DEPOT PRO	636.57
141	72610	410	141210412	01/10/2020	HOME DEPOT PRO	335.47
141	72610	410	141210412	01/10/2020	HOME DEPOT PRO	314.05
141	72610	410	141210412	01/10/2020	HOME DEPOT PRO	152.92
141	72610	410	141210412	01/10/2020	HOME DEPOT PRO	166.72
141	72320	435	141210413	01/10/2020	HUNGATE BUSINESS SER	226.99
141	72220	499	141210414	01/10/2020	INGLES MARKETS, INC	32.68
141	71200	429	141210414	01/10/2020	INGLES MARKETS, INC	180.57
141	71100	429	141210414	01/10/2020	INGLES MARKETS, INC	200.00
141	71100	499	141210414	01/10/2020	INGLES MARKETS, INC	52.21
141	72310	599	141210414	01/10/2020	INGLES MARKETS, INC	27.96
141	72220	355	141210415	01/10/2020	IVESTER, ASHLEY	79.90
141	72210	432	141210416	01/10/2020	J.APPLESEED PUBLISHE	2,458.35
141	72610	454	141210417	01/10/2020	JONESBOROUGH WATER D	1,161.78
141	72610	454	141210417	01/10/2020	JONESBOROUGH WATER D	426.09
141	72210	355	141210418	01/10/2020	KITE, CAITLIN	57.66
141	72410	355	141210419	01/10/2020	KITE, JOSH	149.46
141	72610	399	141210420	01/10/2020	LEO'S PEST CONTROL	125.00
141	72610	399	141210420	01/10/2020	LEO'S PEST CONTROL	100.00
141	72610	399	141210420	01/10/2020	LEO'S PEST CONTROL	30.00
141	72610	399	141210420	01/10/2020	LEO'S PEST CONTROL	100.00
141	72610	399	141210420	01/10/2020	LEO'S PEST CONTROL	90.00
141	72610	399	141210420	01/10/2020	LEO'S PEST CONTROL	150.00
141	72610	399	141210420	01/10/2020	LEO'S PEST CONTROL	500.00
141	72610	399	141210420	01/10/2020	LEO'S PEST CONTROL	100.00
141	71200	429	141210421	01/10/2020	LOWE'S	96.96
141	71200	429	141210421	01/10/2020	LOWE'S	70.70
141	71300	429	141210421	01/10/2020	LOWE'S	76.68
141	71300	429	141210421	01/10/2020	LOWE'S	165.82
141	71300	429	141210421	01/10/2020	LOWE'S	-49.98
141	71300	429	141210421	01/10/2020	LOWE'S	291.30
141	71300	429	141210421	01/10/2020	LOWE'S	115.63

		CHECK CHECK				
FND	ACCT	OBJ	NUMBER	DATE	VENDOR	AMOUNT
141	72810	499	141210421	01/10/2020	LOWE'S	474.05
141	72620	499	141210421	01/10/2020	LOWE'S	86.83
141	72620	499	141210421	01/10/2020	LOWE'S	52.96
141	72620	499	141210421	01/10/2020	LOWE'S	92.02
141	72620	499	141210421	01/10/2020	LOWE'S	2.80
141	72620	499	141210421	01/10/2020	LOWE'S	48.42
141	72620	499	141210421	01/10/2020	LOWE'S	42.72
141	72620	499	141210421	01/10/2020	LOWE'S	8.82
141	72620	499	141210421	01/10/2020	LOWE'S	67.31
141	72620	499	141210421	01/10/2020	LOWE'S	9.49
141	72620	499	141210421	01/10/2020	LOWE'S	37.54
141	72620	499	141210421	01/10/2020	LOWE'S	17.09
141	72620	499	141210421	01/10/2020	LOWE'S	136.69
141	72620	499	141210421	01/10/2020	LOWE'S	90.98
141	72620	499	141210421	01/10/2020	LOWE'S	36.74
141	72620	499	141210421	01/10/2020	LOWE'S	94.78
141	72620	499	141210421	01/10/2020	LOWE'S	52.20
141	72620	499	141210421	01/10/2020	LOWE'S	73.53
141	72620	499	141210421	01/10/2020	LOWE'S	82.96
141	72620	499	141210421	01/10/2020	LOWE'S	65.98
141	72620	499	141210421	01/10/2020	LOWE'S	13.29
141	72620	499	141210421	01/10/2020	LOWE'S	359.66
141	72710	424	141210421	01/10/2020	LOWE'S	15.91
141	72620	499	141210422	01/10/2020	LOWE'S	45.07
141	72620	499	141210422	01/10/2020	LOWE'S	15.61
141	72620	499	141210422	01/10/2020	LOWE'S	43.86
141	72620	499	141210422	01/10/2020	LOWE'S	81.99
141	72620	499	141210422	01/10/2020	LOWE'S	9.96
141	72620	499	141210422	01/10/2020	LOWE'S	98.99
141	72620	499	141210422	01/10/2020	LOWE'S	64.79
141	72620	499	141210422	01/10/2020	LOWE'S	108.19
141	72620	499	141210422	01/10/2020	LOWE'S	10.93
141	72620	499	141210422	01/10/2020	LOWE'S	34.21
141	72620	499	141210422	01/10/2020	LOWE'S	56.97
141	72620	499	141210422	01/10/2020	LOWE'S	3.79
141	72620	499	141210422	01/10/2020	LOWE'S	123.84
141	72620	499	141210422	01/10/2020	LOWE'S	112.85
141	72620	499	141210422	01/10/2020	LOWE'S	76.57
141	72620	499	141210422	01/10/2020	LOWE'S	264.09
141	72620	499	141210422	01/10/2020	LOWE'S	3.54
141	72620	499	141210422	01/10/2020	LOWE'S	15.58
141	72620	499	141210422	01/10/2020	LOWE'S	34.11
141	72620	499	141210422	01/10/2020	LOWE'S	63.14
141	72620	499	141210422	01/10/2020	LOWE'S	48.19
141	72620	499	141210422	01/10/2020	LOWE'S	95.59
141	72620	499	141210422	01/10/2020	LOWE'S	20.84
141	72620	499	141210422	01/10/2020	LOWE'S	53.13
141	72620	499	141210422	01/10/2020	LOWE'S	69.32
141	72620	499	141210422	01/10/2020	LOWE'S	149.73
141	72620	499	141210422	01/10/2020	LOWE'S	42.65
141	72620	499	141210422	01/10/2020	LOWE'S	68.98
141	72620	499	141210422	01/10/2020	LOWE'S	151.05
141	72620	499	141210422	01/10/2020	LOWE'S	125.01
141	72620	499	141210422	01/10/2020	LOWE'S	117.71
141	72620	499	141210423	01/10/2020	LOWE'S	227.97
141	72620	499	141210423	01/10/2020	LOWE'S	202.66

		CHECK CHECK				
FND	ACCT	OBJ	NUMBER	DATE	VENDOR	AMOUNT
141	72620	499	141210423	01/10/2020	LOWE'S	551.32
141	72620	499	141210423	01/10/2020	LOWE'S	183.83
141	72620	499	141210423	01/10/2020	LOWE'S	631.01
141	72620	499	141210423	01/10/2020	LOWE'S	8.60
141	72620	499	141210423	01/10/2020	LOWE'S	123.44
141	72620	499	141210423	01/10/2020	LOWE'S	35.10
141	72620	499	141210423	01/10/2020	LOWE'S	83.14
141	72620	499	141210423	01/10/2020	LOWE'S	94.00
141	72620	499	141210423	01/10/2020	LOWE'S	61.03
141	72620	499	141210423	01/10/2020	LOWE'S	35.14
141	72620	499	141210423	01/10/2020	LOWE'S	35.37
141	72620	499	141210423	01/10/2020	LOWE'S	19.45
141	72620	499	141210423	01/10/2020	LOWE'S	86.11
141	72620	499	141210423	01/10/2020	LOWE'S	11.39
141	72620	499	141210423	01/10/2020	LOWE'S	25.03
141	72620	499	141210423	01/10/2020	LOWE'S	101.40
141	72620	499	141210423	01/10/2020	LOWE'S	37.04
141	72710	424	141210424	01/10/2020	MATHESON TRI-GAS INC	58.48
141	72220	355	141210425	01/10/2020	MAY, JEREMY	87.42
141	72310	599	141210426	01/10/2020	MCCURRY, JEANENE	23.95
141	72210	355	141210427	01/10/2020	MCKINNEY, TWANA	21.62
141	72610	499	141210428	01/10/2020	MEADE TRACTOR	984.88
141	72710	453	141210429	01/10/2020	MID-SOUTH BUS CENTER	383.45
141	72710	453	141210429	01/10/2020	MID-SOUTH BUS CENTER	102.51
141	72710	453	141210429	01/10/2020	MID-SOUTH BUS CENTER	733.08
141	72710	453	141210429	01/10/2020	MID-SOUTH BUS CENTER	217.54
141	72710	453	141210429	01/10/2020	MID-SOUTH BUS CENTER	730.78
141	72710	453	141210429	01/10/2020	MID-SOUTH BUS CENTER	435.08
141	72220	399	141210430	01/10/2020	MINI MIRACLES THERAP	4,320.00
141	72220	399	141210430	01/10/2020	MINI MIRACLES THERAP	465.00
141	72110	355	141210431	01/10/2020	MURPHY, JAMES	136.30
141	71100	429	141210432	01/10/2020	MUSIC DOCTORS	139.40
141	71100	499	141210432	01/10/2020	MUSIC DOCTORS	1,998.71
141	71200	429	141210433	01/10/2020	OFFICE DEPOT	148.49
141	71200	429	141210433	01/10/2020	OFFICE DEPOT	99.20
141	71200	429	141210433	01/10/2020	OFFICE DEPOT	198.72
141	71200	429	141210433	01/10/2020	OFFICE DEPOT	200.00
141	71200	429	141210433	01/10/2020	OFFICE DEPOT	199.97
141	71200	429	141210433	01/10/2020	OFFICE DEPOT	197.81
141	71200	429	141210433	01/10/2020	OFFICE DEPOT	14.71
141	71200	429	141210433	01/10/2020	OFFICE DEPOT	-11.98
141	71200	429	141210433	01/10/2020	OFFICE DEPOT	-5.97
141	71200	429	141210433	01/10/2020	OFFICE DEPOT	190.85
141	71100	429	141210433	01/10/2020	OFFICE DEPOT	183.03
141	71100	429	141210433	01/10/2020	OFFICE DEPOT	199.76
141	71100	429	141210433	01/10/2020	OFFICE DEPOT	199.36
141	71100	429	141210433	01/10/2020	OFFICE DEPOT	146.20
141	71100	429	141210433	01/10/2020	OFFICE DEPOT	145.57
141	71100	429	141210433	01/10/2020	OFFICE DEPOT	17.98
141	71100	429	141210433	01/10/2020	OFFICE DEPOT	199.21
141	71100	429	141210433	01/10/2020	OFFICE DEPOT	198.93
141	71100	429	141210433	01/10/2020	OFFICE DEPOT	198.33
141	71100	429	141210433	01/10/2020	OFFICE DEPOT	109.64
141	71100	429	141210433	01/10/2020	OFFICE DEPOT	33.60
141	71100	429	141210433	01/10/2020	OFFICE DEPOT	165.82
141	72210	336	141210433	01/10/2020	OFFICE DEPOT	605.37

		CHECK CHECK				
FND	ACCT	OBJ	NUMBER	DATE	VENDOR	AMOUNT
141	72210	336	141210433	01/10/2020	OFFICE DEPOT	27.39
141	72620	499	141210433	01/10/2020	OFFICE DEPOT	84.25
141	72710	424	141210433	01/10/2020	OFFICE DEPOT	123.38
141	72210	355	141210434	01/10/2020	OGLE, JOSH	143.35
141	72130	499	141210435	01/10/2020	OTC BRANDS INC	373.04
141	72130	499	141210435	01/10/2020	OTC BRANDS INC	26.49
141	71200	429	141210435	01/10/2020	OTC BRANDS INC	213.26
141	71300	429	141210436	01/10/2020	PAINT & LACQUER SUPP	771.30
141	72250	499	141210437	01/10/2020	PCM	10,612.96
141	72250	499	141210437	01/10/2020	PCM	624.19
141	72250	499	141210438	01/10/2020	QUILL LLC	133.83
141	72250	499	141210438	01/10/2020	QUILL LLC	739.05
141	72250	499	141210438	01/10/2020	QUILL LLC	714.42
141	72610	599	141210439	01/10/2020	SHARE CORPORATION	996.77
141	72610	599	141210439	01/10/2020	SHARE CORPORATION	2,586.77
141	72620	499	141210440	01/10/2020	SHERWIN WILLIAMS	330.70
141	72610	399	141210441	01/10/2020	STATE OF TENNESSEE	110.00
141	72210	355	141210442	01/10/2020	THOMAS, ROSE	31.02
141	72620	499	141210443	01/10/2020	TRANE COMPANY	830.48
141	72710	453	141210444	01/10/2020	TRIAD FREIGHTLINER	767.85
141	72710	453	141210444	01/10/2020	TRIAD FREIGHTLINER	23.28
141	72710	453	141210444	01/10/2020	TRIAD FREIGHTLINER	-86.25
141	72710	453	141210444	01/10/2020	TRIAD FREIGHTLINER	-86.25
141	72710	453	141210444	01/10/2020	TRIAD FREIGHTLINER	47.01
141	72710	453	141210445	01/10/2020	TRUCK PRO	1,394.92
141	72710	453	141210445	01/10/2020	TRUCK PRO	432.86
141	72710	453	141210445	01/10/2020	TRUCK PRO	435.86
141	72710	453	141210445	01/10/2020	TRUCK PRO	309.39
141	72320	307	141210446	01/13/2020	ENA SERVICES LLC	274.10
141	72320	307	141210446	01/13/2020	ENA SERVICES LLC	401.70
141	72320	307	141210446	01/13/2020	ENA SERVICES LLC	599.48
141	72320	307	141210446	01/13/2020	ENA SERVICES LLC	508.63
141	72320	307	141210446	01/13/2020	ENA SERVICES LLC	184.85
141	72320	307	141210446	01/13/2020	ENA SERVICES LLC	304.44
141	72320	307	141210446	01/13/2020	ENA SERVICES LLC	236.52
141	72320	307	141210446	01/13/2020	ENA SERVICES LLC	229.78
141	72320	307	141210446	01/13/2020	ENA SERVICES LLC	199.33
141	72320	307	141210446	01/13/2020	ENA SERVICES LLC	225.47
141	72320	307	141210446	01/13/2020	ENA SERVICES LLC	245.75
141	72320	307	141210446	01/13/2020	ENA SERVICES LLC	471.23
141	72320	307	141210446	01/13/2020	ENA SERVICES LLC	202.26
141	72320	307	141210446	01/13/2020	ENA SERVICES LLC	203.09
141	72710	307	141210446	01/13/2020	ENA SERVICES LLC	54.82
141	72620	307	141210446	01/13/2020	ENA SERVICES LLC	234.81
141	72320	307	141210446	01/13/2020	ENA SERVICES LLC	462.75
141	72320	307	141210446	01/13/2020	ENA SERVICES LLC	219.89
141	72320	307	141210446	01/13/2020	ENA SERVICES LLC	898.24
141	73300	599	141210446	01/13/2020	ENA SERVICES LLC	102.95
141	72310	599	141210457	01/13/2020	THE CATERING COMPANY	317.89
141	72230	355	141210458	01/13/2020	TURNER, KAREN	84.00
141	72310	305	141210486	01/14/2020	BLACKBURN CHILDERS &	19,128.00
141	72210	355	141210487	01/14/2020	CARR, MELINDA	109.51
141	72710	424	141210488	01/14/2020	DEAKINS, DOUG	19.59
141	72210	355	141210489	01/14/2020	GOUGE, STEPHANIE	55.46
141	73300	355	141210490	01/14/2020	HITE, MEGAN	48.88
141	73400	524	141210491	01/14/2020	KYTE, KARLA	62.35

		CHECK CHECK				
FND	ACCT	OBJ	NUMBER	DATE	VENDOR	AMOUNT
141	73300	355	141210492	01/14/2020	LANE, TINA	60.16
141	99100	590	141210493	01/14/2020	WASHINGTON COUNTY GE	260,000.00
141	73100	207	141210494	01/14/2020	WASHINGTON COUNTY IN	49,248.00
141	72710	599	141210495	01/14/2020	WASHINGTON COUNTY CO	45.00
141	72710	453	141210496	01/17/2020	ACE AUTO GLASS	235.00
141	72710	453	141210496	01/17/2020	ACE AUTO GLASS	350.00
141	72710	453	141210496	01/17/2020	ACE AUTO GLASS	350.00
141	72710	453	141210497	01/17/2020	ADVANCE AUTO PARTS	14.68
141	72710	453	141210497	01/17/2020	ADVANCE AUTO PARTS	51.56
141	72710	453	141210497	01/17/2020	ADVANCE AUTO PARTS	69.88
141	72710	453	141210497	01/17/2020	ADVANCE AUTO PARTS	133.99
141	72710	453	141210497	01/17/2020	ADVANCE AUTO PARTS	168.87
141	72710	453	141210497	01/17/2020	ADVANCE AUTO PARTS	13.47
141	72710	453	141210497	01/17/2020	ADVANCE AUTO PARTS	3.05
141	72710	453	141210497	01/17/2020	ADVANCE AUTO PARTS	31.34
141	72710	453	141210497	01/17/2020	ADVANCE AUTO PARTS	70.18
141	72710	453	141210497	01/17/2020	ADVANCE AUTO PARTS	17.84
141	72710	453	141210497	01/17/2020	ADVANCE AUTO PARTS	25.75
141	72710	453	141210497	01/17/2020	ADVANCE AUTO PARTS	24.10
141	72710	453	141210497	01/17/2020	ADVANCE AUTO PARTS	3.59
141	72710	453	141210497	01/17/2020	ADVANCE AUTO PARTS	15.44
141	72710	453	141210497	01/17/2020	ADVANCE AUTO PARTS	89.77
141	72710	453	141210497	01/17/2020	ADVANCE AUTO PARTS	57.70
141	72710	453	141210497	01/17/2020	ADVANCE AUTO PARTS	77.32
141	71300	429	141210498	01/17/2020	ALL ELECTRONICS	248.14
141	72710	424	141210499	01/17/2020	AMERICAN CONTINENTAL	158.95
141	72610	499	141210499	01/17/2020	AMERICAN CONTINENTAL	499.59
141	72710	453	141210500	01/17/2020	ARCHER BROTHERS GARA	47.65
141	72710	399	141210500	01/17/2020	ARCHER BROTHERS GARA	65.00
141	72710	424	141210501	01/17/2020	ATCO INTERNATIONAL	134.14
141	72620	499	141210502	01/17/2020	BARNARD ROOFING	782.00
141	72620	499	141210502	01/17/2020	BARNARD ROOFING	557.00
141	72620	499	141210502	01/17/2020	BARNARD ROOFING	175.00
141	72210	355	141210503	01/17/2020	BLANTON, SCOTT	47.94
141	71100	429	141210504	01/17/2020	BLICK ART MATERIALS	473.01
141	72610	499	141210505	01/17/2020	BLUE WATER INDUSTRIE	1,286.49
141	72610	499	141210505	01/17/2020	BLUE WATER INDUSTRIE	644.60
141	72610	415	141210506	01/17/2020	BRIGHT RIDGE	10,161.29
141	72610	415	141210506	01/17/2020	BRIGHT RIDGE	2,892.75
141	72610	415	141210506	01/17/2020	BRIGHT RIDGE	2,799.77
141	72610	415	141210506	01/17/2020	BRIGHT RIDGE	11,601.36
141	72610	415	141210506	01/17/2020	BRIGHT RIDGE	2,798.37
141	72610	415	141210506	01/17/2020	BRIGHT RIDGE	12,942.36
141	72610	415	141210506	01/17/2020	BRIGHT RIDGE	5,525.30
141	72610	415	141210506	01/17/2020	BRIGHT RIDGE	10,580.56
141	72610	415	141210506	01/17/2020	BRIGHT RIDGE	9,134.89
141	72610	415	141210506	01/17/2020	BRIGHT RIDGE	6,739.85
141	72610	415	141210506	01/17/2020	BRIGHT RIDGE	10,844.24
141	72610	415	141210506	01/17/2020	BRIGHT RIDGE	6,718.25
141	72610	415	141210506	01/17/2020	BRIGHT RIDGE	8,472.20
141	72610	415	141210506	01/17/2020	BRIGHT RIDGE	9,162.21
141	72610	415	141210506	01/17/2020	BRIGHT RIDGE	25,639.41
141	72610	415	141210506	01/17/2020	BRIGHT RIDGE	28,039.70
141	72610	415	141210506	01/17/2020	BRIGHT RIDGE	13,440.05
141	71100	429	141210507	01/17/2020	BSN SPORTS	396.76
141	71100	429	141210507	01/17/2020	BSN SPORTS	128.68

		CHECK CHECK				
FND	ACCT	OBJ	NUMBER	DATE	VENDOR	AMOUNT
141	71100	429	141210507	01/17/2020	BSN SPORTS	129.17
141	71300	429	141210508	01/17/2020	BURMAX COMPANY INC	524.47
141	72210	336	141210509	01/17/2020	CDW GOVERNMENT, INC	122.50
141	72210	336	141210509	01/17/2020	CDW GOVERNMENT, INC	97.50
141	72210	336	141210509	01/17/2020	CDW GOVERNMENT, INC	1,344.10
141	72250	499	141210509	01/17/2020	CDW GOVERNMENT, INC	115.95
141	71100	399	141210510	01/17/2020	CEDAR GROVE CENTER	798.00
141	71100	399	141210510	01/17/2020	CEDAR GROVE CENTER	630.00
141	72320	307	141210511	01/17/2020	CENTURYLINK	52.37
141	72610	399	141210512	01/17/2020	CHEM-AQUA INC	1,332.62
141	72610	454	141210513	01/17/2020	CHUCKEY UTILITY DIST	273.33
141	72610	599	141210514	01/17/2020	CINTAS CORPORATION #	44.45
141	72610	599	141210514	01/17/2020	CINTAS CORPORATION #	44.45
141	72610	599	141210514	01/17/2020	CINTAS CORPORATION #	44.45
141	72610	599	141210514	01/17/2020	CINTAS CORPORATION #	44.45
141	72610	599	141210514	01/17/2020	CINTAS CORPORATION #	25.00
141	72610	599	141210514	01/17/2020	CINTAS CORPORATION #	25.00
141	72610	599	141210514	01/17/2020	CINTAS CORPORATION #	25.00
141	72610	599	141210514	01/17/2020	CINTAS CORPORATION #	25.00
141	72610	599	141210514	01/17/2020	CINTAS CORPORATION #	25.00
141	72610	599	141210514	01/17/2020	CINTAS CORPORATION #	25.00
141	72610	599	141210514	01/17/2020	CINTAS CORPORATION #	25.00
141	72610	599	141210514	01/17/2020	CINTAS CORPORATION #	48.62
141	72610	599	141210514	01/17/2020	CINTAS CORPORATION #	48.62
141	72610	599	141210514	01/17/2020	CINTAS CORPORATION #	48.62
141	72610	599	141210514	01/17/2020	CINTAS CORPORATION #	48.62
141	72610	599	141210514	01/17/2020	CINTAS CORPORATION #	48.62
141	72610	599	141210514	01/17/2020	CINTAS CORPORATION #	69.33
141	72610	599	141210514	01/17/2020	CINTAS CORPORATION #	69.33
141	72610	599	141210514	01/17/2020	CINTAS CORPORATION #	69.33
141	72610	599	141210514	01/17/2020	CINTAS CORPORATION #	69.33
141	72620	599	141210514	01/17/2020	CINTAS CORPORATION #	367.49
141	72710	599	141210514	01/17/2020	CINTAS CORPORATION #	161.15
141	72620	599	141210514	01/17/2020	CINTAS CORPORATION #	367.49
141	72710	599	141210514	01/17/2020	CINTAS CORPORATION #	161.15
141	72620	599	141210514	01/17/2020	CINTAS CORPORATION #	370.59
141	72710	599	141210514	01/17/2020	CINTAS CORPORATION #	161.15
141	72620	599	141210514	01/17/2020	CINTAS CORPORATION #	367.49
141	72710	599	141210514	01/17/2020	CINTAS CORPORATION #	171.25
141	72620	599	141210514	01/17/2020	CINTAS CORPORATION #	367.49
141	72710	599	141210514	01/17/2020	CINTAS CORPORATION #	161.15
141	72620	599	141210514	01/17/2020	CINTAS CORPORATION #	74.83
141	72610	454	141210515	01/17/2020	CITY OF KINGSPORT	1,615.16
141	71100	429	141210516	01/17/2020	CIVILIAN MARKMANSHIP	365.00
141	71100	429	141210516	01/17/2020	CIVILIAN MARKMANSHIP	210.00
141	72210	336	141210517	01/17/2020	COLIBRI SYSTEMS	819.06
141	72210	432	141210517	01/17/2020	COLIBRI SYSTEMS	567.00
141	71100	499	141210519	01/17/2020	DANIEL BOONE HIGH SC	10,000.00
141	71100	499	141210520	01/17/2020	DAVID CROCKETT HIGH	10,000.00
141	73400	599	141210521	01/17/2020	DISCOUNT SCHOOL SUPP	407.75
141	72610	499	141210522	01/17/2020	EAST TENNESSEE ATV	125.38
141	71100	499	141210523	01/17/2020	EDUCATIONAL INNOVATI	236.27
141	72620	499	141210524	01/17/2020	ES DOCKERY, INC	1,638.40
141	71100	399	141210525	01/17/2020	ETSU UNIVERSITY SCHO	568,139.15
141	72620	499	141210526	01/17/2020	FASTENAL	80.01
141	72620	499	141210526	01/17/2020	FASTENAL	128.79
141	72620	499	141210526	01/17/2020	FASTENAL	113.18
141	72620	499	141210527	01/17/2020	FERGUSON ENTERPRISES	497.18

		CHECK CHECK				
FND	ACCT	OBJ	NUMBER	DATE	VENDOR	AMOUNT
141	72620	499	141210527	01/17/2020	FERGUSON ENTERPRISES	862.80
141	72620	499	141210527	01/17/2020	FERGUSON ENTERPRISES	563.02
141	71100	499	141210528	01/17/2020	FISHER SCIENTIFIC CO	220.00
141	71100	499	141210528	01/17/2020	FISHER SCIENTIFIC CO	58.00
141	71100	499	141210528	01/17/2020	FISHER SCIENTIFIC CO	88.25
141	71100	499	141210528	01/17/2020	FISHER SCIENTIFIC CO	84.00
141	71100	499	141210528	01/17/2020	FISHER SCIENTIFIC CO	77.00
141	71100	499	141210528	01/17/2020	FISHER SCIENTIFIC CO	27.36
141	71100	499	141210528	01/17/2020	FISHER SCIENTIFIC CO	9.72
141	71100	499	141210528	01/17/2020	FISHER SCIENTIFIC CO	35.04
141	71100	499	141210528	01/17/2020	FISHER SCIENTIFIC CO	-46.36
141	71100	499	141210528	01/17/2020	FISHER SCIENTIFIC CO	-43.67
141	71100	499	141210528	01/17/2020	FISHER SCIENTIFIC CO	-34.04
141	71100	499	141210528	01/17/2020	FISHER SCIENTIFIC CO	-39.26
141	72210	524	141210529	01/17/2020	FOOD CITY	60.72
141	71300	429	141210530	01/17/2020	FOSTER SIGNS	445.00
141	71100	429	141210531	01/17/2020	GOPHER SPORTS	455.07
141	71100	429	141210531	01/17/2020	GOPHER SPORTS	448.46
141	71100	429	141210531	01/17/2020	GOPHER SPORTS	427.80
141	72210	432	141210532	01/17/2020	GOVCONNECTION, INC	4,750.20
141	72210	432	141210532	01/17/2020	GOVCONNECTION, INC	49.92
141	72210	432	141210532	01/17/2020	GOVCONNECTION, INC	274.56
141	72210	432	141210532	01/17/2020	GOVCONNECTION, INC	2,149.95
141	72320	399	141210533	01/17/2020	GREAT AMERICA FINANC	169.98
141	72620	336	141210534	01/17/2020	HVAC INC	2,700.00
141	72810	499	141210535	01/17/2020	JOHNSON CITY TRANSIT	150.00
141	71100	429	141210536	01/17/2020	LAKESHORE LEARNING M	107.21
141	71100	429	141210536	01/17/2020	LAKESHORE LEARNING M	145.63
141	71100	429	141210536	01/17/2020	LAKESHORE LEARNING M	76.02
141	71300	429	141210537	01/17/2020	LAMAR COMPANIES	420.00
141	72610	434	141210538	01/17/2020	MARSH PROPANE	401.71
141	72610	434	141210538	01/17/2020	MARSH PROPANE	636.62
141	72610	434	141210538	01/17/2020	MARSH PROPANE	1,007.75
141	71100	299	141210539	01/17/2020	MAUK, KYLEAH	488.40
141	72710	424	141210540	01/17/2020	MOMAR INC	151.63
141	72410	599	141210541	01/17/2020	MOORHOUSE, CRAIG	466.00
141	71100	429	141210542	01/17/2020	MUSICIAN'S FRIEND	99.99
141	71100	399	141210543	01/17/2020	NATCHEZ TRACE YOUTH	252.00
141	72610	499	141210544	01/17/2020	ON DECK SPORTS	2,321.75
141	72250	499	141210545	01/17/2020	ONE DIVERSIFIED AV C	1,575.20
141	72210	432	141210546	01/17/2020	PERMA-BOUND	906.35
141	72210	432	141210546	01/17/2020	PERMA-BOUND	141.15
141	72210	432	141210546	01/17/2020	PERMA-BOUND	3,019.04
141	72320	348	141210547	01/17/2020	PITNEY BOWES PURCHAS	907.36
141	72610	328	141210548	01/17/2020	PREMIERE BUILDING MA	5,285.25
141	72610	328	141210548	01/17/2020	PREMIERE BUILDING MA	5,822.48
141	72610	328	141210548	01/17/2020	PREMIERE BUILDING MA	3,397.42
141	72610	328	141210548	01/17/2020	PREMIERE BUILDING MA	5,307.39
141	72610	328	141210548	01/17/2020	PREMIERE BUILDING MA	4,555.12
141	72610	328	141210548	01/17/2020	PREMIERE BUILDING MA	5,525.34
141	72610	328	141210548	01/17/2020	PREMIERE BUILDING MA	4,161.20
141	72610	328	141210548	01/17/2020	PREMIERE BUILDING MA	4,113.70
141	72610	328	141210548	01/17/2020	PREMIERE BUILDING MA	12,530.10
141	72610	328	141210548	01/17/2020	PREMIERE BUILDING MA	12,530.10
141	72610	328	141210548	01/17/2020	PREMIERE BUILDING MA	5,836.02
141	71100	429	141210549	01/17/2020	QUILL LLC	198.16

		CHECK CHECK				
FND	ACCT	OBJ	NUMBER	DATE	VENDOR	AMOUNT
141	71100	429	141210549	01/17/2020	QUILL LLC	56.27
141	71100	429	141210549	01/17/2020	QUILL LLC	136.89
141	71100	429	141210550	01/17/2020	REALLY GOOD STUFF	118.38
141	71100	429	141210550	01/17/2020	REALLY GOOD STUFF	197.38
141	71100	429	141210550	01/17/2020	REALLY GOOD STUFF	39.97
141	72320	399	141210551	01/17/2020	RICOH USA, INC	511.18
141	72210	432	141210552	01/17/2020	SCANTRON CORPORATION	770.00
141	71100	429	141210553	01/17/2020	SCHOLASTIC MAGAZINES	398.49
141	71100	429	141210553	01/17/2020	SCHOLASTIC MAGAZINES	73.27
141	71100	429	141210554	01/17/2020	SCHOOL SPECIALTY INC	136.65
141	71100	429	141210554	01/17/2020	SCHOOL SPECIALTY INC	199.34
141	71100	429	141210554	01/17/2020	SCHOOL SPECIALTY INC	94.74
141	71100	429	141210554	01/17/2020	SCHOOL SPECIALTY INC	167.26
141	71100	429	141210554	01/17/2020	SCHOOL SPECIALTY INC	97.63
141	71100	429	141210554	01/17/2020	SCHOOL SPECIALTY INC	80.78
141	71100	429	141210554	01/17/2020	SCHOOL SPECIALTY INC	184.92
141	72250	499	141210555	01/17/2020	SHIELDS ELECTRONICS	90.92
141	72120	599	141210556	01/17/2020	SHOE CARNIVAL INC	74.97
141	72310	599	141210557	01/17/2020	SHRED A WAY	40.00
141	72120	599	141210558	01/17/2020	SYNCHRONY BANK JCP	247.02
141	72710	599	141210559	01/17/2020	TAPT	130.00
141	72210	355	141210560	01/17/2020	TASPA	100.00
141	71100	429	141210561	01/17/2020	TEACHER DIRECT	145.28
141	72620	599	141210562	01/17/2020	TEG ENTERPRISES	62.40
141	71100	217	141210563	01/17/2020	TENN CONSOLIDATED RE	9,055.57
141	72230	355	141210564	01/17/2020	TENN DIRECTORS OF CT	100.00
141	72810	499	141210565	01/17/2020	TENNESSEE OFFICE SUP	199.41
141	71100	429	141210565	01/17/2020	TENNESSEE OFFICE SUP	23.08
141	71100	429	141210565	01/17/2020	TENNESSEE OFFICE SUP	113.97
141	71100	429	141210565	01/17/2020	TENNESSEE OFFICE SUP	49.39
141	72320	435	141210565	01/17/2020	TENNESSEE OFFICE SUP	9.24
141	71300	429	141210565	01/17/2020	TENNESSEE OFFICE SUP	90.37
141	71300	429	141210565	01/17/2020	TENNESSEE OFFICE SUP	64.55
141	71300	429	141210565	01/17/2020	TENNESSEE OFFICE SUP	302.47
141	72620	499	141210565	01/17/2020	TENNESSEE OFFICE SUP	139.95
141	72620	499	141210565	01/17/2020	TENNESSEE OFFICE SUP	639.00
141	72620	499	141210565	01/17/2020	TENNESSEE OFFICE SUP	959.96
141	71300	429	141210565	01/17/2020	TENNESSEE OFFICE SUP	5.82
141	71100	429	141210565	01/17/2020	TENNESSEE OFFICE SUP	200.57
141	72620	499	141210566	01/17/2020	TMS SOUTH	356.09
141	72620	499	141210566	01/17/2020	TMS SOUTH	970.00
141	72620	499	141210566	01/17/2020	TMS SOUTH	684.18
141	72620	499	141210567	01/17/2020	UNITED RENTALS	316.49
141	72620	499	141210567	01/17/2020	UNITED RENTALS	679.88
141	72620	499	141210567	01/17/2020	UNITED RENTALS	316.49
141	71100	499	141210568	01/17/2020	WARD'S SCIENCE	106.72
141	72230	355	141210569	01/17/2020	WASHINGTON COUNTY SC	132.00
141	72610	499	141210570	01/17/2020	WASHINGTON FARMERS C	97.77
141	73300	422	141210571	01/17/2020	WASHINGTON COUNTY FO	95.00
141	72210	524	141210571	01/17/2020	WASHINGTON COUNTY FO	272.88
141	71100	499	141210571	01/17/2020	WASHINGTON COUNTY FO	601.58
141	72710	729	141210572	01/17/2020	WILSON COUNTY MOTORS	22,340.70
141	72710	729	141210572	01/17/2020	WILSON COUNTY MOTORS	28,663.90
141	72210	355	141210573	01/21/2020	GOUGE, STEPHANIE	38.00
141	72210	355	141210574	01/21/2020	MCKINNEY, TWANA	38.00
141	72210	355	141210574	01/21/2020	MCKINNEY, TWANA	24.00

		CHECK CHECK				
FND	ACCT	OBJ	NUMBER	DATE	VENDOR	AMOUNT
141	72310	599	141210575	01/23/2020	CHICK FIL-A	191.24
141	72610	454	141210576	01/23/2020	JONESBOROUGH WATER D	191.33
141	72610	454	141210576	01/23/2020	JONESBOROUGH WATER D	180.98
141	72610	359	141210576	01/23/2020	JONESBOROUGH WATER D	570.00
141	72610	454	141210576	01/23/2020	JONESBOROUGH WATER D	359.33
141	72610	359	141210576	01/23/2020	JONESBOROUGH WATER D	446.70
141	72610	454	141210576	01/23/2020	JONESBOROUGH WATER D	388.13
141	72610	454	141210576	01/23/2020	JONESBOROUGH WATER D	271.15
141	72610	454	141210576	01/23/2020	JONESBOROUGH WATER D	265.44
141	72610	359	141210576	01/23/2020	JONESBOROUGH WATER D	330.00
141	72610	454	141210576	01/23/2020	JONESBOROUGH WATER D	96.53
141	72610	454	141210576	01/23/2020	JONESBOROUGH WATER D	16.50
141	72210	355	141210577	01/24/2020	AKIN, JACOB	43.71
141	72610	434	141210578	01/24/2020	ATMOS ENERGY	426.41
141	72610	434	141210578	01/24/2020	ATMOS ENERGY	415.93
141	72610	434	141210578	01/24/2020	ATMOS ENERGY	399.29
141	72610	434	141210578	01/24/2020	ATMOS ENERGY	920.24
141	72610	434	141210578	01/24/2020	ATMOS ENERGY	765.13
141	72610	434	141210578	01/24/2020	ATMOS ENERGY	759.13
141	72610	434	141210578	01/24/2020	ATMOS ENERGY	828.58
141	72610	434	141210578	01/24/2020	ATMOS ENERGY	39.00
141	72610	434	141210578	01/24/2020	ATMOS ENERGY	2,606.78
141	72610	434	141210578	01/24/2020	ATMOS ENERGY	2,943.45
141	71100	499	141210579	01/24/2020	BLICK ART MATERIALS	473.73
141	71300	429	141210580	01/24/2020	BULK BOOK STORE	141.30
141	71100	499	141210581	01/24/2020	DANIEL BOONE HIGH SC	295.12
141	71100	499	141210582	01/24/2020	DAVID CROCKETT HIGH	121.63
141	71300	429	141210583	01/24/2020	DBHS COSMETOLOGY DEP	200.00
141	72230	355	141210584	01/24/2020	DCHS TSA ACCOUNT	2,245.00
141	71100	429	141210585	01/24/2020	DEMCO	518.93
141	71100	429	141210585	01/24/2020	DEMCO	462.84
141	72210	336	141210585	01/24/2020	DEMCO	426.55
141	71100	429	141210586	01/24/2020	EDUCATIONAL INNOVATI	71.98
141	72250	350	141210587	01/24/2020	ENA SERVICES LLC	5,600.00
141	72250	399	141210587	01/24/2020	ENA SERVICES LLC	11,880.00
141	71300	429	141210589	01/24/2020	FOOD CITY	500.00
141	72410	355	141210591	01/24/2020	GOOD, DANNY	318.19
141	72210	524	141210592	01/24/2020	GOUGE, STEPHANIE	54.00
141	72210	524	141210592	01/24/2020	GOUGE, STEPHANIE	282.00
141	72210	524	141210593	01/24/2020	GRAY, SHANNON	170.00
141	72210	524	141210593	01/24/2020	GRAY, SHANNON	282.00
141	72210	524	141210593	01/24/2020	GRAY, SHANNON	153.32
141	72210	524	141210594	01/24/2020	HAMPTON INN	968.40
141	71100	429	141210595	01/24/2020	HEINEMANN	800.00
141	72250	399	141210597	01/24/2020	IXL LEARNING	767.50
141	72250	399	141210597	01/24/2020	IXL LEARNING	2,040.00
141	72610	454	141210598	01/24/2020	JOHNSON CITY UTILITY	1,013.89
141	72610	454	141210598	01/24/2020	JOHNSON CITY UTILITY	710.53
141	72610	454	141210598	01/24/2020	JOHNSON CITY UTILITY	2,501.91
141	72610	359	141210598	01/24/2020	JOHNSON CITY UTILITY	853.50
141	72610	359	141210598	01/24/2020	JOHNSON CITY UTILITY	769.00
141	72610	359	141210598	01/24/2020	JOHNSON CITY UTILITY	568.00
141	72610	359	141210598	01/24/2020	JOHNSON CITY UTILITY	339.00
141	72610	359	141210598	01/24/2020	JOHNSON CITY UTILITY	682.50
141	72610	359	141210598	01/24/2020	JOHNSON CITY UTILITY	388.50
141	72610	359	141210598	01/24/2020	JOHNSON CITY UTILITY	214.32

		CHECK CHECK				
FND	ACCT	OBJ	NUMBER	DATE	VENDOR	AMOUNT
141	72610	359	141210598	01/24/2020	JOHNSON CITY UTILITY	290.44
141	72610	359	141210598	01/24/2020	JOHNSON CITY UTILITY	288.43
141	72610	359	141210598	01/24/2020	JOHNSON CITY UTILITY	354.20
141	72610	359	141210598	01/24/2020	JOHNSON CITY UTILITY	163.30
141	72610	359	141210598	01/24/2020	JOHNSON CITY UTILITY	1,467.40
141	72610	454	141210598	01/24/2020	JOHNSON CITY UTILITY	518.26
141	72610	454	141210598	01/24/2020	JOHNSON CITY UTILITY	21.61
141	72610	454	141210598	01/24/2020	JOHNSON CITY UTILITY	1,613.87
141	72610	359	141210598	01/24/2020	JOHNSON CITY UTILITY	6,648.00
141	71100	429	141210599	01/24/2020	JONESBOROUGH MIDDLE	966.10
141	72210	432	141210600	01/24/2020	JUNIOR LIBRARY GUILD	1,034.90
141	72250	399	141210601	01/24/2020	MOBILEMIND TECHNOLOG	3,000.00
141	71100	499	141210602	01/24/2020	NASCO	8.46
141	71100	499	141210602	01/24/2020	NASCO	101.90
141	72210	432	141210604	01/24/2020	PERMA-BOUND	871.03
141	71100	429	141210605	01/24/2020	REALLY GOOD STUFF	145.05
141	71100	429	141210606	01/24/2020	SCHOLASTIC BOOK CLUB	275.88
141	72310	599	141210608	01/24/2020	TENN SCHOOL BOARDS A	600.00
141	71100	429	141210610	01/24/2020	TENNESSEE HISTORY FO	190.00
141	71100	429	141210612	01/24/2020	WEST MUSIC	343.62
141	71100	429	141210612	01/24/2020	WEST MUSIC	39.70
141	71100	429	141210612	01/24/2020	WEST MUSIC	16.30
141	71300	429	141210613	01/24/2020	WHITE'S AUTO PARTS	494.71
141	71300	429	141210646	01/31/2020	A&W SUPPLY	10.30
141	71300	429	141210646	01/31/2020	A&W SUPPLY	123.60
141	71300	429	141210646	01/31/2020	A&W SUPPLY	373.79
141	71300	429	141210646	01/31/2020	A&W SUPPLY	187.98
141	71300	429	141210646	01/31/2020	A&W SUPPLY	270.52
141	71300	429	141210646	01/31/2020	A&W SUPPLY	34.29
141	71300	429	141210646	01/31/2020	A&W SUPPLY	272.47
141	71300	429	141210646	01/31/2020	A&W SUPPLY	206.58
141	71300	429	141210646	01/31/2020	A&W SUPPLY	416.96
141	71300	429	141210646	01/31/2020	A&W SUPPLY	183.05
141	72210	432	141210647	01/31/2020	ABDO	572.55
141	72710	330	141210648	01/31/2020	ALLY	16.57
141	72620	499	141210650	01/31/2020	BARNARD ROOFING	605.00
141	71100	499	141210651	01/31/2020	BOONES CREEK ELEMENT	1,185.96
141	72210	432	141210652	01/31/2020	BOUND TO STAY BOUND	1,299.43
141	71100	429	141210653	01/31/2020	BSN SPORTS	378.93
141	71100	429	141210653	01/31/2020	BSN SPORTS	176.97
141	72220	355	141210654	01/31/2020	CAMPBELL, AMANDA	126.90
141	72210	432	141210655	01/31/2020	CAROLINA BIOLOGICAL	509.65
141	72210	355	141210656	01/31/2020	CARR, MELINDA	21.90
141	72250	499	141210657	01/31/2020	CDW GOVERNMENT, INC	37.08
141	72250	499	141210657	01/31/2020	CDW GOVERNMENT, INC	28.92
141	71100	499	141210658	01/31/2020	CHICK FIL-A	245.88
141	71100	299	141210659	01/31/2020	CHLIC	3,501.74
141	72320	399	141210660	01/31/2020	COMCAST	76.21
141	72210	432	141210661	01/31/2020	COUGHLAN COMPANIES L	404.31
141	72610	399	141210662	01/31/2020	CRYSTAL SPRINGS	39.44
141	72220	355	141210663	01/31/2020	CULBERTSON, ALICIA	93.53
141	71100	499	141210664	01/31/2020	DANIEL BOONE HIGH SC	7,130.11
141	71100	499	141210665	01/31/2020	DAVID CROCKETT HIGH	7,342.57
141	71300	429	141210666	01/31/2020	DAVIS, EMILY	68.05
141	71300	429	141210667	01/31/2020	DECA INC	250.03
141	72710	599	141210668	01/31/2020	DOCTOR'S CARE	225.00

		CHECK CHECK				
FND	ACCT	OBJ	NUMBER	DATE	VENDOR	AMOUNT
141	72710	599	141210668	01/31/2020	DOCTOR'S CARE	400.00
141	72710	599	141210668	01/31/2020	DOCTOR'S CARE	275.00
141	72710	599	141210668	01/31/2020	DOCTOR'S CARE	40.00
141	72710	599	141210668	01/31/2020	DOCTOR'S CARE	480.00
141	72710	599	141210668	01/31/2020	DOCTOR'S CARE	40.00
141	71100	299	141210669	01/31/2020	DOSSETT, JASON	135.00
141	71100	429	141210670	01/31/2020	ERIC ARMIN INC	38.90
141	71100	429	141210670	01/31/2020	ERIC ARMIN INC	198.58
141	71100	499	141210671	01/31/2020	FALL BRANCH SCHOOL	216.30
141	72620	499	141210672	01/31/2020	FASTENAL	255.64
141	71100	499	141210673	01/31/2020	FISHER SCIENTIFIC CO	74.25
141	71100	499	141210673	01/31/2020	FISHER SCIENTIFIC CO	21.00
141	71100	499	141210673	01/31/2020	FISHER SCIENTIFIC CO	39.25
141	72320	355	141210674	01/31/2020	FLANARY, WILLIAM	88.00
141	71100	299	141210675	01/31/2020	FOX, KANDI	135.00
141	71100	299	141210676	01/31/2020	FOX, SCOTT	105.00
141	72620	499	141210677	01/31/2020	GOOD COMPANY	3,212.00
141	71100	499	141210678	01/31/2020	GRANDVIEW ELEMENTARY	550.16
141	71100	499	141210679	01/31/2020	GRAY ELEMENTARY SCHO	166.62
141	71100	299	141210680	01/31/2020	GRAY, JEFF	135.00
141	71100	499	141210681	01/31/2020	JONESBOROUGH ELEMENT	86.04
141	71100	499	141210682	01/31/2020	JONESBOROUGH MIDDLE	133.84
141	72210	432	141210683	01/31/2020	JUNIOR LIBRARY GUILD	3,880.70
141	72210	355	141210684	01/31/2020	KIERNAN, SUSAN	72.38
141	72210	355	141210685	01/31/2020	KYTE, KARLA	183.30
141	71100	499	141210686	01/31/2020	LAMAR SCHOOL	234.04
141	72510	355	141210687	01/31/2020	MASTERS, PAUL	35.25
141	72610	399	141210688	01/31/2020	MCCLAIN'S PEST CONTR	50.00
141	71100	499	141210689	01/31/2020	MCKINNEY, TWANA	37.68
141	71100	429	141210690	01/31/2020	MUSIC IN MOTION	199.03
141	72620	599	141210691	01/31/2020	MUSIC ROAD HOTEL	175.00
141	71100	429	141210692	01/31/2020	MY BINDING INC	1,218.00
141	72250	499	141210693	01/31/2020	NewEgg Business	424.65
141	72610	399	141210694	01/31/2020	NORTON'S PEST CONTRO	100.00
141	71100	299	141210695	01/31/2020	O'NEAL, DIANA	135.00
141	71100	429	141210696	01/31/2020	OFFICE DEPOT	199.33
141	71100	429	141210696	01/31/2020	OFFICE DEPOT	81.35
141	71100	429	141210696	01/31/2020	OFFICE DEPOT	96.14
141	71100	429	141210696	01/31/2020	OFFICE DEPOT	165.37
141	71100	429	141210696	01/31/2020	OFFICE DEPOT	147.94
141	71100	429	141210696	01/31/2020	OFFICE DEPOT	142.90
141	71100	429	141210696	01/31/2020	OFFICE DEPOT	85.62
141	71100	429	141210696	01/31/2020	OFFICE DEPOT	57.08
141	71100	429	141210696	01/31/2020	OFFICE DEPOT	147.66
141	71100	429	141210696	01/31/2020	OFFICE DEPOT	137.01
141	71100	429	141210696	01/31/2020	OFFICE DEPOT	27.98
141	71100	429	141210696	01/31/2020	OFFICE DEPOT	88.46
141	71100	429	141210696	01/31/2020	OFFICE DEPOT	197.77
141	71100	429	141210696	01/31/2020	OFFICE DEPOT	199.34
141	71100	429	141210696	01/31/2020	OFFICE DEPOT	32.83
141	71100	429	141210696	01/31/2020	OFFICE DEPOT	23.46
141	71100	429	141210696	01/31/2020	OFFICE DEPOT	40.18
141	71100	429	141210696	01/31/2020	OFFICE DEPOT	48.44
141	71100	429	141210696	01/31/2020	OFFICE DEPOT	38.58
141	72130	499	141210696	01/31/2020	OFFICE DEPOT	397.58
141	72130	499	141210696	01/31/2020	OFFICE DEPOT	259.99

		CHECK CHECK				
FND	ACCT	OBJ	NUMBER	DATE	VENDOR	AMOUNT
141	72130	499	141210696	01/31/2020	OFFICE DEPOT	138.84
141	72130	499	141210696	01/31/2020	OFFICE DEPOT	399.51
141	72210	336	141210696	01/31/2020	OFFICE DEPOT	29.99
141	72120	499	141210696	01/31/2020	OFFICE DEPOT	248.64
141	71300	429	141210696	01/31/2020	OFFICE DEPOT	199.73
141	71300	429	141210696	01/31/2020	OFFICE DEPOT	241.16
141	71100	429	141210697	01/31/2020	OFFICE DEPOT INC	94.79
141	71100	429	141210697	01/31/2020	OFFICE DEPOT INC	66.34
141	71100	429	141210697	01/31/2020	OFFICE DEPOT INC	197.64
141	71100	429	141210697	01/31/2020	OFFICE DEPOT INC	72.92
141	72210	336	141210697	01/31/2020	OFFICE DEPOT INC	14.99
141	72210	336	141210697	01/31/2020	OFFICE DEPOT INC	51.29
141	71200	429	141210697	01/31/2020	OFFICE DEPOT INC	123.11
141	71200	429	141210697	01/31/2020	OFFICE DEPOT INC	99.05
141	71200	429	141210697	01/31/2020	OFFICE DEPOT INC	198.78
141	71200	429	141210697	01/31/2020	OFFICE DEPOT INC	199.45
141	71200	429	141210697	01/31/2020	OFFICE DEPOT INC	198.59
141	71300	429	141210697	01/31/2020	OFFICE DEPOT INC	125.90
141	71100	429	141210697	01/31/2020	OFFICE DEPOT INC	33.54
141	71100	206	141210698	01/31/2020	AMERICAN UNITED LIFE	3,005.60
141	71200	206	141210698	01/31/2020	AMERICAN UNITED LIFE	190.08
141	71300	206	141210698	01/31/2020	AMERICAN UNITED LIFE	87.00
141	72110	206	141210698	01/31/2020	AMERICAN UNITED LIFE	4.40
141	72120	206	141210698	01/31/2020	AMERICAN UNITED LIFE	36.20
141	72130	206	141210698	01/31/2020	AMERICAN UNITED LIFE	48.60
141	72210	206	141210698	01/31/2020	AMERICAN UNITED LIFE	70.00
141	72220	206	141210698	01/31/2020	AMERICAN UNITED LIFE	30.30
141	72230	206	141210698	01/31/2020	AMERICAN UNITED LIFE	4.40
141	72320	206	141210698	01/31/2020	AMERICAN UNITED LIFE	15.70
141	72410	206	141210698	01/31/2020	AMERICAN UNITED LIFE	130.20
141	72510	206	141210698	01/31/2020	AMERICAN UNITED LIFE	6.00
141	72610	206	141210698	01/31/2020	AMERICAN UNITED LIFE	69.50
141	72620	206	141210698	01/31/2020	AMERICAN UNITED LIFE	28.10
141	72710	206	141210698	01/31/2020	AMERICAN UNITED LIFE	151.70
141	72810	206	141210698	01/31/2020	AMERICAN UNITED LIFE	7.60
141	73100	206	141210698	01/31/2020	AMERICAN UNITED LIFE	164.70
141	72250	206	141210698	01/31/2020	AMERICAN UNITED LIFE	32.60
141	71100	299	141210698	01/31/2020	AMERICAN UNITED LIFE	1,443.00
141	72620	599	141210699	01/31/2020	PATRICK, PHILLIP	76.00
141	72620	599	141210699	01/31/2020	PATRICK, PHILLIP	94.00
141	72250	499	141210700	01/31/2020	PCM	991.68
141	72250	499	141210700	01/31/2020	PCM	433.23
141	72250	499	141210700	01/31/2020	PCM	999.74
141	72610	499	141210701	01/31/2020	PIONEER MANUFACTURIN	863.65
141	72250	499	141210702	01/31/2020	QUILL LLC	329.39
141	72250	499	141210702	01/31/2020	QUILL LLC	757.77
141	72250	499	141210702	01/31/2020	QUILL LLC	261.17
141	72250	499	141210702	01/31/2020	QUILL LLC	930.43
141	72250	499	141210702	01/31/2020	QUILL LLC	567.58
141	72250	499	141210702	01/31/2020	QUILL LLC	879.99
141	72250	499	141210702	01/31/2020	QUILL LLC	403.73
141	72250	499	141210702	01/31/2020	QUILL LLC	263.91
141	72250	499	141210702	01/31/2020	QUILL LLC	448.35
141	72250	499	141210702	01/31/2020	QUILL LLC	318.19
141	72250	499	141210702	01/31/2020	QUILL LLC	656.60
141	72250	499	141210702	01/31/2020	QUILL LLC	55.79

		CHECK CHECK				
FND	ACCT	OBJ	NUMBER	DATE	VENDOR	AMOUNT
141	72250	499	141210702	01/31/2020	QUILL LLC	432.68
141	72320	435	141210702	01/31/2020	QUILL LLC	190.28
141	72320	435	141210702	01/31/2020	QUILL LLC	39.99
141	72250	499	141210702	01/31/2020	QUILL LLC	597.59
141	71100	299	141210703	01/31/2020	RICHMOND, CURTIS	135.00
141	72320	399	141210704	01/31/2020	RICOH USA INC	197.02
141	71100	499	141210705	01/31/2020	RIDGEVIEW ELEMENTARY	368.32
141	73300	422	141210706	01/31/2020	SAM'S CLUB DIRECT	266.82
141	71100	429	141210707	01/31/2020	SCHOLASTIC INC	145.53
141	72220	355	141210708	01/31/2020	SELF, LEA	207.74
141	72310	599	141210709	01/31/2020	SHRED A WAY	40.00
141	72210	355	141210710	01/31/2020	SMITH, ALICE ANN	21.90
141	71100	429	141210711	01/31/2020	SOCIAL STUDIES SCHOO	195.61
141	71100	429	141210711	01/31/2020	SOCIAL STUDIES SCHOO	109.58
141	71100	499	141210712	01/31/2020	SOUTH CENTRAL SCHOOL	241.18
141	73300	499	141210713	01/31/2020	STANDARD PRINTING	849.88
141	72610	399	141210714	01/31/2020	STATE OF TENNESSEE	60.00
141	71100	499	141210715	01/31/2020	SULPHUR SPRINGS SCHO	240.06
141	71100	429	141210716	01/31/2020	TENNESSEE OFFICE SUP	192.51
141	71100	499	141210716	01/31/2020	TENNESSEE OFFICE SUP	350.00
141	71300	429	141210716	01/31/2020	TENNESSEE OFFICE SUP	478.31
141	72620	499	141210716	01/31/2020	TENNESSEE OFFICE SUP	385.99
141	72320	435	141210716	01/31/2020	TENNESSEE OFFICE SUP	157.26
141	72620	499	141210716	01/31/2020	TENNESSEE OFFICE SUP	142.77
141	72620	499	141210716	01/31/2020	TENNESSEE OFFICE SUP	707.07
141	71300	429	141210716	01/31/2020	TENNESSEE OFFICE SUP	22.95
141	72410	499	141210716	01/31/2020	TENNESSEE OFFICE SUP	165.59
141	72220	355	141210717	01/31/2020	THOMPSON, LESLIE	150.87
141	72620	499	141210718	01/31/2020	TMS SOUTH	237.88
141	72620	499	141210718	01/31/2020	TMS SOUTH	284.62
141	71100	210	141210719	01/31/2020	TN DEPT OF LABOR & W	1,425.24
141	71100	299	141210720	01/31/2020	TOMLINSON, KRISTEN	135.00
141	72620	499	141210721	01/31/2020	TRUCK TOYS & MORE	579.00
141	71100	299	141210722	01/31/2020	TRUSTMARK SOLUTIONS	50.51
141	72250	399	141210723	01/31/2020	TYLER TECHNOLOGIES	6,786.62
141	72610	399	141210724	01/31/2020	VALLEY PROTEINS	1,087.50
141	71100	499	141210725	01/31/2020	WARD'S SCIENCE	100.09
141	73300	499	141210726	01/31/2020	WASHINGTON COUNTY FO	90.00
141	71100	499	141210727	01/31/2020	WEST VIEW SCHOOL	484.24

Totals for checks 1,776,632.55

FUND SUMMARY

<u>FUND</u>	<u>DESCRIPTION</u>	<u>BALANCE SHEET</u>	<u>REVENUE</u>	<u>EXPENSE</u>	<u>TOTAL</u>
141	GENERAL PURPOSE SCHOOL	0.00	0.00	1,776,632.55	1,776,632.55
***	Fund Summary Totals ***	0.00	0.00	1,776,632.55	1,776,632.55

***** End of report *****

Fnd T	Acct	Obj	Prj	Loc	Prg	Account Level Description	2019-20 Budget	January 2019-20 Monthly Activity	2019-20 FYTD Activity	Encumbered Amount	Unexpended Balance - YTD Act	2019-20 FYTD %
71100						REGULAR INSTRUCTION						
141	E	71100	116	000	00000	REGULAR TEACHERS	22,238,261.00	1,803,316.50	9,063,204.71	0.00	13,175,056.29	40.76
141	E	71100	117	000	00000	CAREER LADDER PROGRAM	107,865.00	0.00	38,862.20	0.00	69,002.80	36.03
141	E	71100	127	000	00000	CAREER LADDER EXTENDED CONTRAC	0.00	0.00	0.00	0.00	0.00	0.00
141	E	71100	128	000	00000	HOMEBOUND TEACHERS	15,300.00	700.00	3,480.00	0.00	11,820.00	22.75
141	E	71100	163	000	00000	EDUCATIONAL ASSISTANTS	1,300,459.00	90,239.60	515,489.53	0.00	784,969.47	39.64
141	E	71100	195	000	00000	CERTIFIED SUBSTITUTE TEACHERS	170,000.00	24,120.49	115,751.91	0.00	54,248.09	68.09
141	E	71100	198	000	00000	NON-CERTIFIED SUBSTITUTE TEACH	262,000.00	29,015.00	167,684.80	0.00	94,315.20	64.00
141	E	71100	201	000	00000	SOCIAL SECURITY	1,443,886.00	111,885.16	567,919.26	0.00	875,966.74	39.33
141	E	71100	204	000	00000	STATE RETIREMENT	2,406,105.00	191,282.86	965,283.53	0.00	1,440,821.47	40.12
141	E	71100	206	000	00000	LIFE INSURANCE	15,000.00	0.00	15,000.00	0.00	0.00	100.00
141	E	71100	207	000	00000	MEDICAL INSURANCE	4,151,587.00	232,399.99	1,827,975.84	0.00	2,323,611.16	44.03
141	E	71100	210	000	00000	UNEMPLOYMENT COMPENSATION	32,000.00	1,425.24	11,271.44	0.00	20,728.56	35.22
141	E	71100	212	000	00000	EMPLOYER MEDICARE	349,377.00	26,505.34	134,712.54	0.00	214,664.46	38.56
141	E	71100	217	000	00000	RETIREMENT-HYBRID STABILIZATIO	96,000.00	9,055.57	36,555.04	0.00	59,444.96	38.08
141	E	71100	299	000	00000	OTHER FRINGE BENEFITS	80,000.00	3,570.93	19,366.69	0.00	60,633.31	24.21
141	E	71100	336	000	00000	MAINTENANCE AND REPAIR SERVICE	0.00	0.00	0.00	0.00	0.00	0.00
141	E	71100	399	000	00000	OTHER CONTRACTED SERVICES	3,900,000.00	569,819.15	2,339,302.92	0.00	1,560,697.08	59.98
141	E	71100	429	000	00000	INSTRUCTIONAL SUPPLIES & MATER	200,000.00	-977.19	-758.78	0.00	200,758.78	-0.38
141	E	71100	429	000	00002	INSTRUCTIONAL SUPPLIES-ASBURY	0.00	0.00	0.00	0.00	0.00	0.00
141	E	71100	429	000	00003	INSTRUCTIONAL SUPPLIES-MIDWAY	0.00	199.33	593.69	0.00	-593.69	0.00
141	E	71100	429	000	00004	INSTRUCTIONAL SUPPLIES-BCES	0.00	3,190.59	9,849.78	0.00	-9,849.78	0.00
141	E	71100	429	000	00005	INSTRUCTIONAL SUPPLIES-BCMS	0.00	0.00	0.00	0.00	0.00	0.00
141	E	71100	429	000	00006	INSTRUCTIONAL SUPPLIES-GVES	0.00	1,209.71	12,787.30	0.00	-12,787.30	0.00
141	E	71100	429	000	00007	INSTRUCTIONAL SUPPLIES-FBES	0.00	0.00	6,776.59	0.00	-6,776.59	0.00
141	E	71100	429	000	00008	INSTRUCTIONAL SUPPLIES-GES	0.00	2,846.79	9,443.51	0.00	-9,443.51	0.00
141	E	71100	429	000	00009	INSTRUCTIONAL SUPPLIES-JES	0.00	1,560.39	10,511.89	0.00	-10,511.89	0.00
141	E	71100	429	000	00010	INSTRUCTIONAL SUPPLIES-JMS	0.00	1,259.17	4,013.92	0.00	-4,013.92	0.00
141	E	71100	429	000	00011	INSTRUCTIONAL SUPPLIES-LES	0.00	198.16	7,146.02	0.00	-7,146.02	0.00
141	E	71100	429	000	00012	INSTRUCTIONAL SUPPLIES-SCES	0.00	1,464.38	3,815.10	0.00	-3,815.10	0.00
141	E	71100	429	000	00013	INSTRUCTIONAL SUPPLIES-SSSES	0.00	596.18	5,610.55	0.00	-5,610.55	0.00
141	E	71100	429	000	00014	INSTRUCTIONAL SUPPLIES-WVES	0.00	565.69	6,477.04	0.00	-6,477.04	0.00
141	E	71100	429	000	00015	INSTRUCTIONAL SUPPLIES-DBHS	0.00	1,286.96	10,943.01	0.00	-10,943.01	0.00
141	E	71100	429	000	00016	INSTRUCTIONAL SUPPLIES-DCHS	0.00	3,516.14	17,714.36	0.00	-17,714.36	0.00
141	E	71100	429	000	00025	INSTRUCTIONAL SUPPLIES-RVES	0.00	583.40	16,717.72	0.00	-16,717.72	0.00
141	E	71100	449	000	00000	TEXTBOOKS	147,894.00	0.00	82,495.22	0.00	65,398.78	55.78
141	E	71100	499	000	00000	OTHER SUPPLIES AND MATERIALS	361,433.00	20,728.43	164,038.75	0.00	197,394.25	45.39
141	E	71100	499	000	00000	100 OTHER SUPPLIES-CIVICS GRANT	0.00	37.68	37.68	0.00	-37.68	0.00
141	E	71100	499	000	00000	802 INSTR. SCIENCE CLASS SUPPLIES	24,000.00	1,477.14	23,128.65	0.00	871.35	96.37

				Account Level	2019-20	January 2019-20	2019-20	Encumbered	Unexpended	2019-20
Fnd	T	Acct	Obj Prj Loc	Prg Description	Budget	Monthly Activity	FYTD Activity	Amount	Balance - YTD Act	FYTD %
71100				REGULAR INSTRUCTION						
141	E	71100	499 000 000002 000	OTHER SUPPLIES & MAT.-ASBURY	0.00	0.00	0.00	0.00	0.00	0.00
141	E	71100	499 000 000003 000	OTHER SUPPLIES & MAT.-MIDWAY	0.00	0.00	0.00	0.00	0.00	0.00
141	E	71100	499 000 000004 000	OTHER SUPPLIES & MAT.-BCES	0.00	1,185.96	1,530.24	0.00	-1,530.24	0.00
141	E	71100	499 000 000005 000	OTHER SUPPLIES & MAT.-BCMS	0.00	0.00	0.00	0.00	0.00	0.00
141	E	71100	499 000 000006 000	OTHER SUPPLIES & MAT.-GVES	0.00	550.16	822.10	0.00	-822.10	0.00
141	E	71100	499 000 000007 000	OTHER SUPPLIES & MAT.-FBES	0.00	216.30	293.00	0.00	-293.00	0.00
141	E	71100	499 000 000008 000	OTHER SUPPLIES & MAT.-GES	0.00	166.62	316.10	0.00	-316.10	0.00
141	E	71100	499 000 000009 000	OTHER SUPPLIES & MAT.-JES	0.00	86.04	2,054.48	0.00	-2,054.48	0.00
141	E	71100	499 000 00010 000	OTHER SUPPLIES & MAT.-JMS	0.00	483.84	590.34	0.00	-590.34	0.00
141	E	71100	499 000 00011 000	OTHER SUPPLIES & MAT.-LES	0.00	234.04	284.54	0.00	-284.54	0.00
141	E	71100	499 000 00012 000	OTHER SUPPLIES & MAT.-SCES	0.00	241.18	359.86	0.00	-359.86	0.00
141	E	71100	499 000 00013 000	OTHER SUPPLIES & MAT.-SSES	0.00	240.06	323.56	0.00	-323.56	0.00
141	E	71100	499 000 00014 000	OTHER SUPPLIES & MAT.-WVES	0.00	484.24	760.18	0.00	-760.18	0.00
141	E	71100	499 000 00015 000	OTHER SUPPLIES & MAT.-DBHS	0.00	9,602.55	17,413.46	0.00	-17,413.46	0.00
141	E	71100	499 000 00016 000	OTHER SUPPLIES & MAT.-DCHS	0.00	7,636.35	22,621.24	0.00	-22,621.24	0.00
141	E	71100	499 000 00025 000	OTHER SUPPLIES & MAT.-RVES	0.00	368.32	686.22	0.00	-686.22	0.00
141	E	71100	599 000 00000 000	OTHER CHARGES	25,532.00	0.00	25,532.00	0.00	0.00	100.00
					<hr/>	<hr/>	<hr/>	<hr/>	<hr/>	<hr/>
141	E	71100	--- --- ----- ---		37,326,699.00	3,154,574.44	16,286,789.73	0.00	21,039,909.27	43.63
					<hr/>	<hr/>	<hr/>	<hr/>	<hr/>	<hr/>
					=====	=====	=====	=====	=====	=====
71200				SPECIAL EDUCATION PROGRAM						
141	E	71200	116 000 00000 000	SP.ED. TEACHERS	2,431,241.00	206,471.60	1,036,730.47	0.00	1,394,510.53	42.64
141	E	71200	117 000 00000 000	CAREER LADDER PROGRAM	12,000.00	0.00	4,000.00	0.00	8,000.00	33.33
141	E	71200	128 000 00000 000	HOMEBOUND TEACHERS	20,400.00	2,515.00	9,415.00	0.00	10,985.00	46.15
141	E	71200	163 000 00000 000	EDUCATIONAL ASSISTANTS	340,112.00	18,986.23	117,516.58	0.00	222,595.42	34.55
141	E	71200	171 000 00000 000	SPEECH PATHOLOGIST	206,205.00	12,751.75	83,772.54	0.00	122,432.46	40.63
141	E	71200	189 000 00000 000	OTHER SALARIES	168,049.00	9,394.50	64,794.46	0.00	103,254.54	38.56
141	E	71200	195 000 00000 000	CERTIFIED SUBSTITUTE TEACHERS	10,000.00	1,225.00	9,670.00	0.00	330.00	96.70
141	E	71200	198 000 00000 000	NON-CERTIFIED SUBSTITUTE TEACH	40,000.00	2,975.00	16,090.00	0.00	23,910.00	40.23
141	E	71200	201 000 00000 000	SOCIAL SECURITY	200,136.00	14,480.59	76,489.70	0.00	123,646.30	38.22
141	E	71200	204 000 00000 000	STATE RETIREMENT	332,639.00	24,369.82	127,437.45	0.00	205,201.55	38.31
141	E	71200	206 000 00000 000	LIFE INSURANCE	1,734.00	16.68	855.17	0.00	878.83	49.32
141	E	71200	207 000 00000 000	MEDICAL INSURANCE	497,716.00	52,832.40	266,479.01	0.00	231,236.99	53.54
141	E	71200	212 000 00000 000	EMPLOYER MEDICARE	46,806.00	3,386.61	17,888.84	0.00	28,917.16	38.22
141	E	71200	299 000 00000 000	OTHER FRINGE BENEFITS	1,076.00	0.00	0.00	0.00	1,076.00	0.00

Account Level						2019-20	January 2019-20	2019-20	Encumbered	Unexpended	2019-20
Fnd T Acct	Obj Prj Loc	Prg	Description	Budget	Monthly Activity	FYTD Activity	Amount	Balance - YTD Act	FYTD %		
71200 SPECIAL EDUCATION PROGRAM											
141 E 71200 399 000 00000 000	OTHER CONTRACTED SERVICES					6,000.00	0.00	0.00	0.00	6,000.00	0.00
141 E 71200 429 000 00000 000	INSTRUCTIONAL SUPPLIES & MATER					22,400.00	193.81	1,676.80	0.00	20,723.20	7.49
141 E 71200 429 000 00002 000	INSTRUCTIONAL SUP. & MAT.-ASBU					0.00	0.00	0.00	0.00	0.00	0.00
141 E 71200 429 000 00003 000	INSTRUCTIONAL SUP. & MAT.-MIDW					0.00	0.00	0.00	0.00	0.00	0.00
141 E 71200 429 000 00004 000	INSTRUCTIONAL SUP. & MAT.-BCES					0.00	361.75	2,669.37	0.00	-2,669.37	0.00
141 E 71200 429 000 00005 000	INSTRUCTIONAL SUP. & MAT.-BCMS					0.00	0.00	0.00	0.00	0.00	0.00
141 E 71200 429 000 00006 000	INSTRUCTIONAL SUP. & MAT.-GVES					0.00	190.85	783.78	0.00	-783.78	0.00
141 E 71200 429 000 00007 000	INSTRUCTIONAL SUP. & MAT.-FBES					0.00	0.00	200.00	0.00	-200.00	0.00
141 E 71200 429 000 00008 000	INSTRUCTIONAL SUP. & MAT.-GES					0.00	99.05	230.81	0.00	-230.81	0.00
141 E 71200 429 000 00009 000	INSTRUCTIONAL SUP. & MAT.-JES					0.00	0.00	956.19	0.00	-956.19	0.00
141 E 71200 429 000 00010 000	INSTRUCTIONAL SUP. & MAT.-JMS					0.00	0.00	797.70	0.00	-797.70	0.00
141 E 71200 429 000 00011 000	INSTRUCTIONAL SUP. & MAT.-LES					0.00	0.00	725.40	0.00	-725.40	0.00
141 E 71200 429 000 00012 000	INSTRUCTIONAL SUP. & MAT.-SCES					0.00	0.00	399.41	0.00	-399.41	0.00
141 E 71200 429 000 00013 000	INSTRUCTIONAL SUP. & MAT.-SSES					0.00	0.00	395.55	0.00	-395.55	0.00
141 E 71200 429 000 00014 000	INSTRUCTIONAL SUP. & MAT.-WVES					0.00	297.92	407.81	0.00	-407.81	0.00
141 E 71200 429 000 00015 000	INSTRUCTIONAL SUP. & MAT.-DBHS					0.00	398.23	2,673.78	0.00	-2,673.78	0.00
141 E 71200 429 000 00016 000	INSTRUCTIONAL SUP. & MAT.-DCHS					0.00	677.50	1,084.65	0.00	-1,084.65	0.00
141 E 71200 429 000 00025 000	INSTRUCTIONAL SUP. & MAT.-RVES					0.00	393.16	990.56	0.00	-990.56	0.00
141 E 71200 599 000 00000 000	OTHER CHARGES					6,140.00	61.67	430.86	0.00	5,709.14	7.02
141 E 71200 --- --- ----- ---						4,342,654.00	352,079.12	1,845,561.89	0.00	2,497,092.11	42.50
71300 VOCATIONAL EDUCATION PROGRAM											
141 E 71300 116 000 00000 000	VOCATIONAL TEACHERS					1,635,216.00	141,953.28	761,810.85	0.00	873,405.15	46.59
141 E 71300 117 000 00000 000	CAREER LADDER PROGRAM					2,000.00	0.00	0.00	0.00	2,000.00	0.00
141 E 71300 163 000 00000 000	EDUCATIONAL ASSISTANTS					12,523.00	0.00	0.00	0.00	12,523.00	0.00
141 E 71300 195 000 00000 000	CERTIFIED SUBSTITUTE TEACHERS					10,000.00	385.00	10,000.00	0.00	0.00	100.00
141 E 71300 198 000 00000 000	NON-CERTIFIED SUBSTITUTE TEACH					15,000.00	1,995.00	9,952.50	0.00	5,047.50	66.35
141 E 71300 201 000 00000 000	SOCIAL SECURITY					103,769.00	8,353.14	45,083.80	0.00	58,685.20	43.45
141 E 71300 204 000 00000 000	STATE RETIREMENT					175,128.00	14,656.04	78,674.97	0.00	96,453.03	44.92
141 E 71300 206 000 00000 000	LIFE INSURANCE					870.00	0.00	435.00	0.00	435.00	50.00
141 E 71300 207 000 00000 000	MEDICAL INSURANCE					229,967.00	25,092.80	122,996.88	0.00	106,970.12	53.48
141 E 71300 212 000 00000 000	EMPLOYER MEDICARE					24,268.00	1,953.58	10,543.89	0.00	13,724.11	43.45
141 E 71300 299 000 00000 000	OTHER FRINGE BENEFITS					503.00	0.00	0.00	0.00	503.00	0.00
141 E 71300 429 000 00000 000	INSTRUCTIONAL SUPPLIES & MATER					79,530.00	688.05	2,413.40	0.00	77,116.60	3.03

Fnd T	Acct	Obj	Prj	Loc	Prg	Account Level Description	2019-20 Budget	January 2019-20 Monthly Activity	2019-20 FYTD Activity	Encumbered Amount	Unexpended Balance - YTD Act	2019-20 FYTD %
71600 ADULT EDUCATION PROGRAM												
141	E	71600	116	000	00000	000 AD. ED. TEACHERS	6,763.00	0.00	0.00	0.00	6,763.00	0.00
141	E	71600	201	000	00000	000 SOCIAL SECURITY	419.00	0.00	0.00	0.00	419.00	0.00
141	E	71600	204	000	00000	000 STATE RETIREMENT	719.00	0.00	0.00	0.00	719.00	0.00
141	E	71600	212	000	00000	000 EMPLOYER MEDICARE	98.00	0.00	0.00	0.00	98.00	0.00
141	E	71600	429	000	00000	000 INSTRUCTIONAL SUPPLIES & MATER	4,500.00	0.00	0.00	0.00	4,500.00	0.00
							<hr/>	<hr/>	<hr/>	<hr/>	<hr/>	<hr/>
141	E	71600	---	---	-----	---	12,499.00	0.00	0.00	0.00	12,499.00	0.00
							=====	=====	=====	=====	=====	=====
72110 ATTENDANCE PROGRAM												
141	E	72110	105	000	00000	000 SUPERVISOR/DIRECTOR	73,683.00	6,144.83	43,013.81	0.00	30,669.19	58.38
141	E	72110	117	000	00000	000 CAREER LADDER PROGRAM	1,000.00	0.00	500.00	0.00	500.00	50.00
141	E	72110	162	000	00000	000 CLERICAL PERSONNEL	24,128.00	2,010.83	10,054.15	0.00	14,073.85	41.67
141	E	72110	201	000	00000	000 SOCIAL SECURITY	6,126.00	474.96	3,155.20	0.00	2,970.80	51.51
141	E	72110	204	000	00000	000 STATE RETIREMENT	10,257.00	846.44	5,591.75	0.00	4,665.25	54.52
141	E	72110	206	000	00000	000 LIFE INSURANCE	44.00	0.00	22.00	0.00	22.00	50.00
141	E	72110	207	000	00000	000 MEDICAL INSURANCE	16,090.00	1,614.00	8,070.00	0.00	8,020.00	50.16
141	E	72110	212	000	00000	000 EMPLOYER MEDICARE	1,433.00	111.08	737.93	0.00	695.07	51.50
141	E	72110	299	000	00000	000 OTHER FRINGE BENEFITS	17.00	0.00	0.00	0.00	17.00	0.00
141	E	72110	355	000	00000	000 TRAVEL	6,000.00	136.30	5,954.19	0.00	45.81	99.24
141	E	72110	499	000	00000	000 OTHER SUPPLIES AND MATERIALS	1,500.00	0.00	587.89	0.00	912.11	39.19
141	E	72110	499	000	00000	100 OTHER SUPPLIES & MATERIALS_D	126.00	0.00	0.00	0.00	126.00	0.00
							<hr/>	<hr/>	<hr/>	<hr/>	<hr/>	<hr/>
141	E	72110	---	---	-----	---	140,404.00	11,338.44	77,686.92	0.00	62,717.08	55.33
							=====	=====	=====	=====	=====	=====
72120 HEALTH SERVICES												
141	E	72120	131	000	00000	000 MEDICAL PERSONNEL	204,856.00	22,529.90	99,022.13	0.00	105,833.87	48.34
141	E	72120	189	000	00000	000 OTHER SALARIES & WAGES	329,563.00	23,668.65	126,376.43	0.00	203,186.57	38.35
141	E	72120	201	000	00000	000 SOCIAL SECURITY	33,134.00	2,548.08	12,472.50	0.00	20,661.50	37.64
141	E	72120	204	000	00000	000 STATE RETIREMENT	19,687.00	3,401.00	17,776.99	0.00	1,910.01	90.30
141	E	72120	206	000	00000	000 LIFE INSURANCE	362.00	0.00	181.00	0.00	181.00	50.00
141	E	72120	207	000	00000	000 MEDICAL INSURANCE	124,229.00	12,441.20	62,978.80	0.00	61,250.20	50.70
141	E	72120	212	000	00000	000 EMPLOYER MEDICARE	7,749.00	622.19	3,015.70	0.00	4,733.30	38.92

Fnd T Acct	Obj Prj Loc	Prg	Account Level Description	2019-20 Budget	January 2019-20 Monthly Activity	2019-20 FYTD Activity	Encumbered Amount	Unexpended Balance - YTD Act	2019-20 FYTD %
72130			OTHER STUDENT SUPPORT						
141 E 72130 499 000 00014 000			OTHER SUPPLIES AND MAT.-WVES	0.00	0.00	0.00	0.00	0.00	0.00
141 E 72130 499 000 00015 000			OTHER SUPPLIES AND MAT.-DBHS	0.00	1,195.92	1,195.92	0.00	-1,195.92	0.00
141 E 72130 499 000 00016 000			OTHER SUPPLIES AND MAT.-DCHS	0.00	0.00	1,183.37	0.00	-1,183.37	0.00
141 E 72130 499 000 00025 000			OTHER SUPPLIES AND MAT.-RVES	0.00	0.00	94.25	0.00	-94.25	0.00
141 E 72130 --- --- ----- ---				1,455,022.00	108,315.04	566,899.03	0.00	888,122.97	38.96
				=====	=====	=====	=====	=====	=====
72210			SUPPORT REGULAR INSTRUCTION						
141 E 72210 105 000 00000 000			SUPERVISOR/DIRECTOR	351,986.00	29,254.08	201,101.60	0.00	150,884.40	57.13
141 E 72210 117 000 00000 000			CAREER LADDER PROGRAM	12,000.00	0.00	1,500.00	0.00	10,500.00	12.50
141 E 72210 127 000 00000 000			CAREER LADDER EXTENDED CONTRAC	0.00	0.00	0.00	0.00	0.00	0.00
141 E 72210 129 000 00000 000			LIBRARIANS	805,657.00	61,878.93	309,534.65	0.00	496,122.35	38.42
141 E 72210 138 000 00000 000			TECHNOLOGY PERSONNEL	0.00	0.00	0.00	0.00	0.00	0.00
141 E 72210 162 000 00000 000			CLERICAL PERSONNEL	160,023.00	11,989.27	66,346.01	0.00	93,676.99	41.46
141 E 72210 189 000 00000 000			OTHER SALARIES & WAGES	0.00	0.00	0.00	0.00	0.00	0.00
141 E 72210 201 000 00000 000			SOCIAL SECURITY	82,439.00	6,021.63	34,566.25	0.00	47,872.75	41.93
141 E 72210 204 000 00000 000			STATE RETIREMENT	139,711.00	10,239.19	58,652.15	0.00	81,058.85	41.98
141 E 72210 206 000 00000 000			LIFE INSURANCE	700.00	0.00	350.00	0.00	350.00	50.00
141 E 72210 207 000 00000 000			MEDICAL INSURANCE	165,470.00	17,570.00	87,850.00	0.00	77,620.00	53.09
141 E 72210 212 000 00000 000			EMPLOYER MEDICARE	19,280.00	1,408.26	8,087.95	0.00	11,192.05	41.95
141 E 72210 299 000 00000 000			OTHER FRINGE BENEFITS	221.00	0.00	0.00	0.00	221.00	0.00
141 E 72210 336 000 00000 000			MAINTENANCE AND REPAIR SERVICE	25,000.00	3,538.74	16,670.03	0.00	8,329.97	66.68
141 E 72210 355 000 00000 000			TRAVEL	43,000.00	363.73	23,579.94	0.00	19,420.06	54.84
141 E 72210 432 000 00000 000			LIBRARY BOOKS	100,000.00	0.00	0.00	0.00	100,000.00	0.00
141 E 72210 432 000 00002 000			LIBRARY BOOKS-ASBURY	0.00	0.00	0.00	0.00	0.00	0.00
141 E 72210 432 000 00003 000			LIBRARY BOOKS-MIDWAY	0.00	0.00	0.00	0.00	0.00	0.00
141 E 72210 432 000 00004 000			LIBRARY BOOKS-BCES	0.00	906.35	8,380.23	0.00	-8,380.23	0.00
141 E 72210 432 000 00005 000			LIBRARY BOOKS-BCMS	0.00	0.00	0.00	0.00	0.00	0.00
141 E 72210 432 000 00006 000			LIBRARY BOOKS-GVES	0.00	6,576.09	8,719.82	0.00	-8,719.82	0.00
141 E 72210 432 000 00007 000			LIBRARY BOOKS-FBES	0.00	567.00	3,211.00	0.00	-3,211.00	0.00
141 E 72210 432 000 00008 000			LIBRARY BOOKS-GES	0.00	2,458.35	7,259.76	0.00	-7,259.76	0.00
141 E 72210 432 000 00009 000			LIBRARY BOOKS-JES	0.00	976.86	3,576.19	0.00	-3,576.19	0.00
141 E 72210 432 000 00010 000			LIBRARY BOOKS-JMS	0.00	0.00	5,572.80	0.00	-5,572.80	0.00
141 E 72210 432 000 00011 000			LIBRARY BOOKS-LES	0.00	1,299.43	3,146.71	0.00	-3,146.71	0.00
141 E 72210 432 000 00012 000			LIBRARY BOOKS-SCES	0.00	141.15	1,906.72	0.00	-1,906.72	0.00

Fnd T	Acct	Obj	Prj	Loc	Prg	Account Level Description	2019-20 Budget	January 2019-20 Monthly Activity	2019-20 FYTD Activity	Encumbered Amount	Unexpended Balance - YTD Act	2019-20 FYTD %
72230						SUPPORT VOCATIONAL EDUCATION -						
141 E	72230	105	000	00000	000	SUPERVISOR/DIRECTOR	30,600.00	2,377.12	19,960.21	0.00	10,639.79	65.23
141 E	72230	117	000	00000	000	CAREER LADDER PROGRAM	3,000.00	0.00	1,000.00	0.00	2,000.00	33.33
141 E	72230	127	000	00000	000	CAREER LADDER EXTENDED CONTRAC	0.00	0.00	0.00	0.00	0.00	0.00
141 E	72230	161	000	00000	000	SECRETARY(S)	29,787.00	2,291.24	17,184.30	0.00	12,602.70	57.69
141 E	72230	201	000	00000	000	SOCIAL SECURITY	3,930.00	249.08	2,172.01	0.00	1,757.99	55.27
141 E	72230	204	000	00000	000	STATE RETIREMENT	6,434.00	472.87	3,879.43	0.00	2,554.57	60.30
141 E	72230	206	000	00000	000	LIFE INSURANCE	44.00	0.00	22.00	0.00	22.00	50.00
141 E	72230	207	000	00000	000	MEDICAL INSURANCE	20,166.00	2,131.20	10,656.00	0.00	9,510.00	52.84
141 E	72230	212	000	00000	000	EMPLOYER MEDICARE	919.00	58.26	508.02	0.00	410.98	55.28
141 E	72230	299	000	00000	000	OTHER FRINGE BENEFITS	17.00	0.00	0.00	0.00	17.00	0.00
141 E	72230	336	000	00000	000	MAINTENANCE AND REPAIR SERVICE	10,000.00	0.00	354.53	0.00	9,645.47	3.55
141 E	72230	355	000	00000	000	TRAVEL	35,000.00	2,970.95	12,466.87	0.00	22,533.13	35.62
141 E	72230	499	000	00000	000	OTHER SUPPLIES AND MATERIALS	2,250.00	0.00	851.70	0.00	1,398.30	37.85
141 E	72230	---	---	-----	---		142,147.00	10,550.72	69,055.07	0.00	73,091.93	48.58
							=====	=====	=====	=====	=====	=====
72250						SUPPORT EDUCATION TECHNOLOGY						
141 E	72250	105	000	00000	000	TECHNOLOGY SUPERVISOR	122,480.00	9,552.89	73,028.00	0.00	49,452.00	59.62
141 E	72250	121	000	00000	000	DATA PROCESSING PERSONNEL	156,536.00	10,806.93	86,539.58	0.00	69,996.42	55.28
141 E	72250	138	000	00000	000	INSTRUCTIONAL COMPUTER PERSONN	52,079.00	4,339.92	21,699.60	0.00	30,379.40	41.67
141 E	72250	189	000	00000	000	OTHER SALARIES & WAGES	381,311.00	26,364.96	214,330.48	0.00	166,980.52	56.21
141 E	72250	201	000	00000	000	SOCIAL SECURITY	44,169.00	2,864.22	22,370.22	0.00	21,798.78	50.65
141 E	72250	204	000	00000	000	STATE RETIREMENT	68,462.00	4,753.50	36,289.97	0.00	32,172.03	53.01
141 E	72250	206	000	00000	000	LIFE INSURANCE	326.00	0.00	163.00	0.00	163.00	50.00
141 E	72250	207	000	00000	000	MEDICAL INSURANCE	97,507.00	12,247.20	60,771.60	0.00	36,735.40	62.33
141 E	72250	212	000	00000	000	EMPLOYER MEDICARE	10,330.00	691.72	5,475.79	0.00	4,854.21	53.01
141 E	72250	299	000	00000	000	OTHER FRINGE BENEFITS	153.00	0.00	0.00	0.00	153.00	0.00
141 E	72250	350	000	00000	000	INTERNET CONNECTIVITY FEE	100,000.00	5,600.00	34,920.00	0.00	65,080.00	34.92
141 E	72250	355	000	00000	000	TRAVEL	7,000.00	517.71	6,187.18	0.00	812.82	88.39
141 E	72250	399	000	00000	000	OTHER CONTRACTED SERVICES	351,200.00	24,674.12	236,485.83	0.00	114,714.17	67.34
141 E	72250	499	000	00000	000	OTHER SUPPLIES & MATERIALS	400,000.00	38,512.41	213,630.65	0.00	186,369.35	53.41
141 E	72250	524	440	00000	000	IN-SERVICE/STAFF DEVELOPMENT	0.00	0.00	0.00	0.00	0.00	0.00
141 E	72250	599	000	00000	000	OTHER CHARGES	0.00	0.00	0.00	0.00	0.00	0.00
141 E	72250	---	---	-----	---		1,791,553.00	140,925.58	1,011,891.90	0.00	779,661.10	56.48

Fnd T	Acct	Obj	Prj	Loc	Prg	Account Level Description	2019-20 Budget	January 2019-20 Monthly Activity	2019-20 FYTD Activity	Encumbered Amount	Unexpended Balance - YTD Act	2019-20 FYTD %
72250						SUPPORT EDUCATION TECHNOLOGY						
=====												
72310						BOARD OF EDUCATION SERVICES						
141 E	72310	191	000	00000	000	BOARD AND COMMITTEE MEMBERS FE	30,000.00	2,115.00	14,355.00	0.00	15,645.00	47.85
141 E	72310	201	000	00000	000	SOCIAL SECURITY	1,860.00	91.91	686.56	0.00	1,173.44	36.91
141 E	72310	204	000	00000	000	STATE RETIREMENT	2,883.00	181.61	1,112.85	0.00	1,770.15	38.60
141 E	72310	207	000	00000	000	MEDICAL INSURANCE	50,500.00	1,448.40	7,242.00	0.00	43,258.00	14.34
141 E	72310	212	000	00000	000	EMPLOYER MEDICARE	435.00	24.74	183.42	0.00	251.58	42.17
141 E	72310	305	000	00000	000	AUDIT SERVICES	70,000.00	19,128.00	57,481.00	0.00	12,519.00	82.12
141 E	72310	320	000	00000	000	DUES AND MEMBERSHIPS	16,669.00	0.00	12,390.00	0.00	4,279.00	74.33
141 E	72310	331	000	00000	000	LEGAL SERVICES	54,000.00	4,500.00	31,500.00	0.00	22,500.00	58.33
141 E	72310	355	000	00000	000	TRAVEL	23,000.00	0.00	17,657.27	0.00	5,342.73	76.77
141 E	72310	399	000	00000	000	OTHER CONTRACTED SERVICES	4,000.00	0.00	0.00	0.00	4,000.00	0.00
141 E	72310	502	000	00000	000	BUILDING & CONTENTS INSURANCE	370,000.00	0.00	413,992.00	0.00	-43,992.00	111.89
141 E	72310	506	000	00000	000	LIABILITY INSURANCE	161,537.00	0.00	136,000.00	0.00	25,537.00	84.19
141 E	72310	508	000	00000	000	PREMIUMS ON CORPORATE SURETY B	6,325.00	0.00	6,300.00	0.00	25.00	99.60
141 E	72310	510	000	00000	000	TRUSTEE'S COMMISSION	580,000.00	44,547.54	358,785.31	0.00	221,214.69	61.86
141 E	72310	513	000	00000	000	WORKER'S COMPENSATION INSURANC	498,396.00	0.00	494,541.00	0.00	3,855.00	99.23
141 E	72310	599	000	00000	000	OTHER CHARGES	15,000.00	1,451.04	13,452.29	0.00	1,547.71	89.68
141 E	72310	---	---	-----	---		1,884,605.00	73,488.24	1,565,678.70	0.00	318,926.30	83.08
=====												
72320						OFFICE OF THE DIRECTOR						
141 E	72320	101	000	00000	000	DIRECTOR OF SCHOOLS	137,130.00	11,644.22	78,126.19	0.00	59,003.81	56.97
141 E	72320	117	000	00000	000	CAREER LADDER PROGRAM	5,301.00	0.00	0.00	0.00	5,301.00	0.00
141 E	72320	127	000	00000	000	CAREER LADDER EXTENDED CONTRAC	0.00	0.00	0.00	0.00	0.00	0.00
141 E	72320	161	000	00000	000	SECRETARY(S)	172,041.00	13,534.56	102,859.89	0.00	69,181.11	59.79
141 E	72320	188	000	00000	000	BONUS	0.00	0.00	0.00	0.00	0.00	0.00
141 E	72320	189	000	00000	000	OTHER SALARIES & WAGES	30,785.00	2,132.64	17,772.00	0.00	13,013.00	57.73
141 E	72320	201	000	00000	000	SOCIAL SECURITY	20,700.00	1,589.70	11,535.50	0.00	9,164.50	55.73
141 E	72320	204	000	00000	000	STATE RETIREMENT	33,422.00	2,785.93	23,458.65	0.00	9,963.35	70.19
141 E	72320	206	000	00000	000	LIFE INSURANCE	157.00	0.00	78.50	0.00	78.50	50.00
141 E	72320	207	000	00000	000	MEDICAL INSURANCE	48,271.00	7,198.26	38,239.86	0.00	10,031.14	79.22

Fnd T Acct	Obj Prj Loc	Prg	Account Level Description	2019-20 Budget	January 2019-20 Monthly Activity	2019-20 FYTD Activity	Encumbered Amount	Unexpended Balance - YTD Act	2019-20 FYTD %
72320			OFFICE OF THE DIRECTOR						
141 E 72320	212 000	00000 000	EMPLOYER MEDICARE	4,841.00	371.79	2,818.15	0.00	2,022.85	58.21
141 E 72320	299 000	00000 000	OTHER FRINGE BENEFITS	17.00	0.00	0.00	0.00	17.00	0.00
141 E 72320	307 000	00000 000	COMMUNICATION	75,000.00	14,201.83	44,434.23	0.00	30,565.77	59.25
141 E 72320	348 000	00000 000	POSTAL CHARGES	14,000.00	907.36	8,360.16	0.00	5,639.84	59.72
141 E 72320	355 000	00000 000	TRAVEL	10,000.00	488.00	5,332.82	0.00	4,667.18	53.33
141 E 72320	399 000	00000 000	OTHER CONTRACTED SERVICES	85,000.00	1,075.73	43,622.88	0.00	41,377.12	51.32
141 E 72320	435 000	00000 000	OFFICE SUPPLIES	5,000.00	623.76	3,965.90	0.00	1,034.10	79.32
141 E 72320	---	---		641,665.00	56,553.78	380,604.73	0.00	261,060.27	59.32
				=====	=====	=====	=====	=====	=====
72410			OFFICE OF THE PRINCIPAL						
141 E 72410	104 000	00000 000	PRINCIPALS	912,891.00	73,273.52	398,128.78	0.00	514,762.22	43.61
141 E 72410	117 000	00000 000	CAREER LADDER PROGRAM	25,000.00	0.00	4,500.00	0.00	20,500.00	18.00
141 E 72410	127 000	00000 000	CAREER LADDER EXTENDED CONTRAC	0.00	0.00	0.00	0.00	0.00	0.00
141 E 72410	139 000	00000 000	ASSISTANT PRINCIPALS	928,936.00	76,839.39	392,615.67	0.00	536,320.33	42.27
141 E 72410	161 000	00000 000	SECRETARY(S)	751,938.00	60,049.27	334,982.69	0.00	416,955.31	44.55
141 E 72410	162 000	00000 000	SECRETARIES & BOOKKEEPERS	0.00	0.00	0.00	0.00	0.00	0.00
141 E 72410	189 000	00000 000	OTHER SALARIES & WAGES	119,619.00	9,955.00	69,685.00	0.00	49,934.00	58.26
141 E 72410	201 000	00000 000	SOCIAL SECURITY	169,780.00	12,697.97	70,064.08	0.00	99,715.92	41.27
141 E 72410	204 000	00000 000	STATE RETIREMENT	282,200.00	22,684.39	123,421.05	0.00	158,778.95	43.74
141 E 72410	206 000	00000 000	LIFE INSURANCE	1,302.00	0.00	651.00	0.00	651.00	50.00
141 E 72410	207 000	00000 000	MEDICAL INSURANCE	443,348.00	50,764.40	250,983.60	0.00	192,364.40	56.61
141 E 72410	212 000	00000 000	EMPLOYER MEDICARE	39,707.00	2,969.70	16,385.95	0.00	23,321.05	41.27
141 E 72410	299 000	00000 000	OTHER FRINGE BENEFITS	493.00	0.00	0.00	0.00	493.00	0.00
141 E 72410	307 000	00000 000	COMMUNICATION	25,000.00	0.00	0.00	0.00	25,000.00	0.00
141 E 72410	307 000	00002 000	COMMUNICATION-ASBURY	0.00	0.00	0.00	0.00	0.00	0.00
141 E 72410	307 000	00003 000	COMMUNICATION-MIDWAY	0.00	0.00	0.00	0.00	0.00	0.00
141 E 72410	307 000	00004 000	COMMUNICATION-BCES	0.00	0.00	1,413.05	0.00	-1,413.05	0.00
141 E 72410	307 000	00005 000	COMMUNICATION-BCMS	0.00	0.00	0.00	0.00	0.00	0.00
141 E 72410	307 000	00006 000	COMMUNICATION-GVES	0.00	0.00	1,413.05	0.00	-1,413.05	0.00
141 E 72410	307 000	00007 000	COMMUNICATION-FBES	0.00	0.00	869.57	0.00	-869.57	0.00
141 E 72410	307 000	00008 000	COMMUNICATION-GES	0.00	0.00	1,413.05	0.00	-1,413.05	0.00
141 E 72410	307 000	00009 000	COMMUNICATION-JES	0.00	0.00	1,141.31	0.00	-1,141.31	0.00
141 E 72410	307 000	00010 000	COMMUNICATION-JMS	0.00	0.00	1,141.31	0.00	-1,141.31	0.00
141 E 72410	307 000	00011 000	COMMUNICATION-LES	0.00	0.00	1,141.31	0.00	-1,141.31	0.00

Fnd T	Acct	Obj	Prj	Loc	Prg	Account Level Description	2019-20 Budget	January 2019-20 Monthly Activity	2019-20 FYTD Activity	Encumbered Amount	Unexpended Balance - YTD Act	2019-20 FYTD %
72410						OFFICE OF THE PRINCIPAL						
141 E	72410	307	000	00012	000	COMMUNICATION-SCES	0.00	0.00	869.57	0.00	-869.57	0.00
141 E	72410	307	000	00013	000	COMMUNICATION-SSES	0.00	0.00	1,141.31	0.00	-1,141.31	0.00
141 E	72410	307	000	00014	000	COMMUNICATION-WVES	0.00	0.00	1,141.31	0.00	-1,141.31	0.00
141 E	72410	307	000	00015	000	COMMUNICATION-DBHS	0.00	0.00	3,315.23	0.00	-3,315.23	0.00
141 E	72410	307	000	00016	000	COMMUNICATION-DCHS	0.00	0.00	3,315.23	0.00	-3,315.23	0.00
141 E	72410	307	000	00025	000	COMMUNICATION-RVES	0.00	0.00	1,684.79	0.00	-1,684.79	0.00
141 E	72410	355	000	00000	000	TRAVEL	7,000.00	27.01	4,464.76	0.00	2,535.24	63.78
141 E	72410	499	000	00000	000	OTHER SUPPLIES AND MATERIALS	71,274.00	0.00	1,109.39	0.00	70,164.61	1.56
141 E	72410	499	000	00002	000	OTHER SUPP. & MATERIALS-ASBURY	0.00	0.00	0.00	0.00	0.00	0.00
141 E	72410	499	000	00003	000	OTHER SUPP. & MATERIALS-MIDWAY	0.00	0.00	0.00	0.00	0.00	0.00
141 E	72410	499	000	00004	000	OTHER SUPP. & MATERIALS-BCES	0.00	0.00	3,099.19	0.00	-3,099.19	0.00
141 E	72410	499	000	00005	000	OTHER SUPP. & MATERIALS-BCMS	0.00	0.00	0.00	0.00	0.00	0.00
141 E	72410	499	000	00006	000	OTHER SUPP. & MATERIALS-GVES	0.00	0.00	2,955.63	0.00	-2,955.63	0.00
141 E	72410	499	000	00007	000	OTHER SUPP. & MATERIALS-FBES	0.00	0.00	2,054.55	0.00	-2,054.55	0.00
141 E	72410	499	000	00008	000	OTHER SUPP. & MATERIALS-GES	0.00	0.00	3,099.89	0.00	-3,099.89	0.00
141 E	72410	499	000	00009	000	OTHER SUPP. & MATERIALS-JES	0.00	0.00	3,099.33	0.00	-3,099.33	0.00
141 E	72410	499	000	00010	000	OTHER SUPP. & MATERIALS-JMS	0.00	165.59	3,004.17	0.00	-3,004.17	0.00
141 E	72410	499	000	00011	000	OTHER SUPP. & MATERIALS-LES	0.00	0.00	2,778.72	0.00	-2,778.72	0.00
141 E	72410	499	000	00012	000	OTHER SUPP. & MATERIALS-SCES	0.00	0.00	2,046.91	0.00	-2,046.91	0.00
141 E	72410	499	000	00013	000	OTHER SUPP. & MATERIALS-SSES	0.00	0.00	2,700.00	0.00	-2,700.00	0.00
141 E	72410	499	000	00014	000	OTHER SUPP. & MATERIALS-WVES	0.00	0.00	2,970.50	0.00	-2,970.50	0.00
141 E	72410	499	000	00015	000	OTHER SUPP. & MATERIALS-DBHS	0.00	0.00	3,561.60	0.00	-3,561.60	0.00
141 E	72410	499	000	00016	000	OTHER SUPP. & MATERIALS-DCHS	0.00	0.00	3,200.00	0.00	-3,200.00	0.00
141 E	72410	499	000	00025	000	OTHER SUPP. & MATERIALS-RVES	0.00	0.00	3,100.40	0.00	-3,100.40	0.00
141 E	72410	599	000	00000	000	OTHER CHARGES	65,000.00	466.00	7,230.88	0.00	57,769.12	11.12
141 E	72410	---	---	-----	---		3,843,488.00	309,892.24	1,731,893.83	0.00	2,111,594.17	45.06
							=====	=====	=====	=====	=====	=====
72510						FISCAL SERVICES						
141 E	72510	105	000	00000	000	SUPERVISOR/DIRECTOR	134,275.00	10,410.08	79,152.10	0.00	55,122.90	58.95
141 E	72510	162	000	00000	000	ACCOUNTING CLERK	128,548.00	10,054.38	77,618.86	0.00	50,929.14	60.38
141 E	72510	201	000	00000	000	SOCIAL SECURITY	16,295.00	1,182.16	9,369.25	0.00	6,925.75	57.50
141 E	72510	204	000	00000	000	STATE RETIREMENT	25,257.00	1,966.64	14,962.28	0.00	10,294.72	59.24
141 E	72510	206	000	00000	000	LIFE INSURANCE	60.00	0.00	30.00	0.00	30.00	50.00
141 E	72510	207	000	00000	000	MEDICAL INSURANCE	41,221.00	4,805.60	25,444.00	0.00	15,777.00	61.73

Fnd T Acct	Obj Prj Loc	Prg Description	2019-20 Budget	January 2019-20 Monthly Activity	2019-20 FYTD Activity	Encumbered Amount	Unexpended Balance - YTD Act	2019-20 FYTD %
72510		FISCAL SERVICES						
141 E 72510	212 000 000000 000	EMPLOYER MEDICARE	3,811.00	276.48	2,191.17	0.00	1,619.83	57.50
141 E 72510	355 000 000000 000	TRAVEL	5,000.00	485.74	2,480.70	0.00	2,519.30	49.61
141 E 72510	399 000 000000 000	OTHER CONTRACTED SERVICES	2,000.00	0.00	1,006.59	0.00	993.41	50.33
141 E 72510	499 000 000000 000	OTHER SUPPLIES AND MATERIALS	15,300.00	0.00	4,711.56	0.00	10,588.44	30.79
141 E 72510	--- --- ----- ---		371,767.00	29,181.08	216,966.51	0.00	154,800.49	58.36
			=====	=====	=====	=====	=====	=====
72610		OPERATION OF PLANT						
141 E 72610	166 000 000000 000	CUSTODIAL PERSONNEL	667,557.00	33,741.37	364,139.18	0.00	303,417.82	54.55
141 E 72610	189 000 000000 000	OTHER SALARIES & WAGES	177,744.00	10,920.48	94,007.81	0.00	83,736.19	52.89
141 E 72610	201 000 000000 000	SOCIAL SECURITY	52,409.00	2,463.22	27,389.73	0.00	25,019.27	52.26
141 E 72610	204 000 000000 000	STATE RETIREMENT	81,233.00	3,270.68	34,052.63	0.00	47,180.37	41.92
141 E 72610	206 000 000000 000	LIFE INSURANCE	695.00	0.00	347.50	0.00	347.50	50.00
141 E 72610	207 000 000000 000	MEDICAL INSURANCE	219,816.00	19,200.00	89,875.20	0.00	129,940.80	40.89
141 E 72610	212 000 000000 000	EMPLOYER MEDICARE	12,257.00	576.08	6,407.48	0.00	5,849.52	52.28
141 E 72610	328 000 000000 000	JANITORIAL SERVICES	840,000.00	0.00	0.00	0.00	840,000.00	0.00
141 E 72610	328 000 00002 000	JANITORIAL SERVICES-ASBURY	0.00	0.00	0.00	0.00	0.00	0.00
141 E 72610	328 000 00003 000	JANITORIAL SERVICES-MIDWAY	0.00	0.00	0.00	0.00	0.00	0.00
141 E 72610	328 000 00004 000	JANITORIAL SERVICES-BCES	0.00	5,285.25	36,996.75	0.00	-36,996.75	0.00
141 E 72610	328 000 00005 000	JANITORIAL SERVICES-BCMS	0.00	0.00	0.00	0.00	0.00	0.00
141 E 72610	328 000 00006 000	JANITORIAL SERVICES-GVES	0.00	5,822.48	40,757.36	0.00	-40,757.36	0.00
141 E 72610	328 000 00007 000	JANITORIAL SERVICES-FBES	0.00	3,397.42	23,781.94	0.00	-23,781.94	0.00
141 E 72610	328 000 00008 000	JANITORIAL SERVICES-GES	0.00	0.00	0.00	0.00	0.00	0.00
141 E 72610	328 000 00009 000	JANITORIAL SERVICES-JES	0.00	5,307.39	37,151.73	0.00	-37,151.73	0.00
141 E 72610	328 000 00010 000	JANITORIAL SERVICES-JMS	0.00	4,555.12	31,885.84	0.00	-31,885.84	0.00
141 E 72610	328 000 00011 000	JANITORIAL SERVICES-LES	0.00	0.00	0.00	0.00	0.00	0.00
141 E 72610	328 000 00012 000	JANITORIAL SERVICES-SCES	0.00	5,525.34	38,677.38	0.00	-38,677.38	0.00
141 E 72610	328 000 00013 000	JANITORIAL SERVICES-SSES	0.00	4,161.20	29,128.40	0.00	-29,128.40	0.00
141 E 72610	328 000 00014 000	JANITORIAL SERVICES-WVES	0.00	4,113.70	28,795.90	0.00	-28,795.90	0.00
141 E 72610	328 000 00015 000	JANITORIAL SERVICES-DBHS	0.00	12,530.10	87,710.70	0.00	-87,710.70	0.00
141 E 72610	328 000 00016 000	JANITORIAL SERVICES-DCHS	0.00	12,530.10	87,710.70	0.00	-87,710.70	0.00
141 E 72610	328 000 00025 000	JANITORIAL SERVICES-RVES	0.00	5,836.02	40,852.14	0.00	-40,852.14	0.00
141 E 72610	359 000 000000 000	DISPOSAL FEES	124,000.00	14,373.29	88,551.55	0.00	35,448.45	71.41
141 E 72610	399 000 000000 000	OTHER CONTRACTED SERVICES	149,010.00	4,072.27	96,231.69	0.00	52,778.31	64.58
141 E 72610	410 000 000000 000	CUSTODIAL SUPPLIES	130,000.00	1,241.26	11,603.87	0.00	118,396.13	8.93

Fnd T	Acct	Obj	Prj	Loc	Prg	Account Level Description	2019-20 Budget	January 2019-20 Monthly Activity	2019-20 FYTD Activity	Encumbered Amount	Unexpended Balance - YTD Act	2019-20 FYTD %
72610						OPERATION OF PLANT						
141 E	72610	410	000	00002	000	CUSTODIAL SUPPLIES-ASBURY	0.00	0.00	261.85	0.00	-261.85	0.00
141 E	72610	410	000	00003	000	CUSTODIAL SUPPLIES-MIDWAY	0.00	166.72	533.66	0.00	-533.66	0.00
141 E	72610	410	000	00004	000	CUSTODIAL SUPPLIES-BCES	0.00	0.00	8,853.18	0.00	-8,853.18	0.00
141 E	72610	410	000	00005	000	CUSTODIAL SUPPLIES-BCMS	0.00	0.00	0.00	0.00	0.00	0.00
141 E	72610	410	000	00006	000	CUSTODIAL SUPPLIES-GVES	0.00	0.00	3,489.59	0.00	-3,489.59	0.00
141 E	72610	410	000	00007	000	CUSTODIAL SUPPLIES-FBES	0.00	855.07	2,346.89	0.00	-2,346.89	0.00
141 E	72610	410	000	00008	000	CUSTODIAL SUPPLIES-GES	0.00	1,322.42	4,807.98	0.00	-4,807.98	0.00
141 E	72610	410	000	00009	000	CUSTODIAL SUPPLIES-JES	0.00	504.49	2,219.95	0.00	-2,219.95	0.00
141 E	72610	410	000	00010	000	CUSTODIAL SUPPLIES-JMS	0.00	508.68	2,944.84	0.00	-2,944.84	0.00
141 E	72610	410	000	00011	000	CUSTODIAL SUPPLIES-LES	0.00	1,201.55	5,580.72	0.00	-5,580.72	0.00
141 E	72610	410	000	00012	000	CUSTODIAL SUPPLIES-SCES	0.00	636.57	2,138.47	0.00	-2,138.47	0.00
141 E	72610	410	000	00013	000	CUSTODIAL SUPPLIES-SSES	0.00	335.47	2,220.20	0.00	-2,220.20	0.00
141 E	72610	410	000	00014	000	CUSTODIAL SUPPLIES-WVES	0.00	314.05	2,174.43	0.00	-2,174.43	0.00
141 E	72610	410	000	00015	000	CUSTODIAL SUPPLIES-DBHS	0.00	875.24	7,864.03	0.00	-7,864.03	0.00
141 E	72610	410	000	00016	000	CUSTODIAL SUPPLIES-DCHS	0.00	926.00	6,333.89	0.00	-6,333.89	0.00
141 E	72610	410	000	00025	000	CUSTODIAL SUPPLIES-RVES	0.00	620.36	4,398.94	0.00	-4,398.94	0.00
141 E	72610	415	000	00000	000	ELECTRICITY	2,048,151.00	10,161.29	69,323.61	0.00	1,978,827.39	3.38
141 E	72610	415	000	00002	000	ELECTRICITY-ASBURY	0.00	2,892.75	12,353.77	0.00	-12,353.77	0.00
141 E	72610	415	000	00003	000	ELECTRICITY-MIDWAY	0.00	2,799.77	11,667.45	0.00	-11,667.45	0.00
141 E	72610	415	000	00004	000	ELECTRICITY-BCES	0.00	11,601.36	85,245.72	0.00	-85,245.72	0.00
141 E	72610	415	000	00005	000	ELECTRICITY-BCMS	0.00	2,798.37	24,106.73	0.00	-24,106.73	0.00
141 E	72610	415	000	00006	000	ELECTRICITY-GVES	0.00	12,942.36	102,439.98	0.00	-102,439.98	0.00
141 E	72610	415	000	00007	000	ELECTRICITY-FBES	0.00	5,525.30	35,337.86	0.00	-35,337.86	0.00
141 E	72610	415	000	00008	000	ELECTRICITY-GES	0.00	10,580.56	65,656.51	0.00	-65,656.51	0.00
141 E	72610	415	000	00009	000	ELECTRICITY-JES	0.00	9,134.89	71,774.23	0.00	-71,774.23	0.00
141 E	72610	415	000	00010	000	ELECTRICITY-JMS	0.00	6,739.85	44,992.66	0.00	-44,992.66	0.00
141 E	72610	415	000	00011	000	ELECTRICITY-LES	0.00	10,844.24	84,206.02	0.00	-84,206.02	0.00
141 E	72610	415	000	00012	000	ELECTRICITY-SCES	0.00	6,718.25	45,598.64	0.00	-45,598.64	0.00
141 E	72610	415	000	00013	000	ELECTRICITY-SSES	0.00	8,472.20	53,797.49	0.00	-53,797.49	0.00
141 E	72610	415	000	00014	000	ELECTRICITY-WVES	0.00	9,162.21	53,468.23	0.00	-53,468.23	0.00
141 E	72610	415	000	00015	000	ELECTRICITY-DBHS	0.00	25,639.41	186,189.76	0.00	-186,189.76	0.00
141 E	72610	415	000	00016	000	ELECTRICITY-DCHS	0.00	28,039.70	171,467.39	0.00	-171,467.39	0.00
141 E	72610	415	000	00025	000	ELECTRICITY-RVES	0.00	13,440.05	99,912.84	0.00	-99,912.84	0.00
141 E	72610	434	000	00000	000	NATURAL GAS	113,300.00	2,436.05	6,136.43	0.00	107,163.57	5.42
141 E	72610	434	000	00002	000	NATURAL GAS-ASBURY	0.00	0.00	0.00	0.00	0.00	0.00
141 E	72610	434	000	00003	000	NATURAL GAS-MIDWAY	0.00	0.00	0.00	0.00	0.00	0.00
141 E	72610	434	000	00004	000	NATURAL GAS-BCES	0.00	2,943.45	6,365.01	0.00	-6,365.01	0.00
141 E	72610	434	000	00005	000	NATURAL GAS-BCMS	0.00	399.29	1,031.27	0.00	-1,031.27	0.00

Fnd T	Acct	Obj	Prj	Loc	Prg	Account Level Description	2019-20 Budget	January 2019-20 Monthly Activity	2019-20 FYTD Activity	Encumbered Amount	Unexpended Balance - YTD Act	2019-20 FYTD %
72610						OPERATION OF PLANT						
141 E	72610	434	000	00006	000	NATURAL GAS-GVES	0.00	0.00	0.00	0.00	0.00	0.00
141 E	72610	434	000	00007	000	NATURAL GAS-FBES	0.00	0.00	0.00	0.00	0.00	0.00
141 E	72610	434	000	00008	000	NATURAL GAS-GES	0.00	0.00	0.00	0.00	0.00	0.00
141 E	72610	434	000	00009	000	NATURAL GAS-JES	0.00	759.13	1,859.17	0.00	-1,859.17	0.00
141 E	72610	434	000	00010	000	NATURAL GAS-JMS	0.00	920.24	1,911.44	0.00	-1,911.44	0.00
141 E	72610	434	000	00011	000	NATURAL GAS-LES	0.00	1,007.75	4,229.77	0.00	-4,229.77	0.00
141 E	72610	434	000	00012	000	NATURAL GAS-SCES	0.00	0.00	0.00	0.00	0.00	0.00
141 E	72610	434	000	00013	000	NATURAL GAS-SSES	0.00	636.62	2,179.52	0.00	-2,179.52	0.00
141 E	72610	434	000	00014	000	NATURAL GAS-WVES	0.00	0.00	0.00	0.00	0.00	0.00
141 E	72610	434	000	00015	000	NATURAL GAS-DBHS	0.00	401.71	2,978.77	0.00	-2,978.77	0.00
141 E	72610	434	000	00016	000	NATURAL GAS-DCHS	0.00	2,645.78	5,984.16	0.00	-5,984.16	0.00
141 E	72610	434	000	00025	000	NATURAL GAS-RVES	0.00	0.00	0.00	0.00	0.00	0.00
141 E	72610	454	000	00000	000	WATER AND SEWER	238,703.00	1,423.34	18,449.30	0.00	220,253.70	7.73
141 E	72610	454	000	00002	000	WATER & SEWER-ASBURY	0.00	0.00	2,433.80	0.00	-2,433.80	0.00
141 E	72610	454	000	00003	000	WATER & SEWER-MIDWAY	0.00	0.00	0.00	0.00	0.00	0.00
141 E	72610	454	000	00004	000	WATER & SEWER-BCES	0.00	1,013.89	12,060.16	0.00	-12,060.16	0.00
141 E	72610	454	000	00005	000	WATER & SEWER-BCMS	0.00	0.00	9,910.16	0.00	-9,910.16	0.00
141 E	72610	454	000	00006	000	WATER & SEWER-GVES	0.00	1,587.87	8,411.27	0.00	-8,411.27	0.00
141 E	72610	454	000	00007	000	WATER & SEWER-FBES	0.00	1,615.16	5,955.99	0.00	-5,955.99	0.00
141 E	72610	454	000	00008	000	WATER & SEWER-GES	0.00	0.00	17,254.73	0.00	-17,254.73	0.00
141 E	72610	454	000	00009	000	WATER & SEWER-JES	0.00	388.13	5,572.61	0.00	-5,572.61	0.00
141 E	72610	454	000	00010	000	WATER & SEWER-JMS	0.00	359.33	4,835.51	0.00	-4,835.51	0.00
141 E	72610	454	000	00011	000	WATER & SEWER-LES	0.00	462.92	4,898.18	0.00	-4,898.18	0.00
141 E	72610	454	000	00012	000	WATER & SEWER-SCES	0.00	273.33	1,754.78	0.00	-1,754.78	0.00
141 E	72610	454	000	00013	000	WATER & SEWER-SSES	0.00	518.26	8,901.34	0.00	-8,901.34	0.00
141 E	72610	454	000	00014	000	WATER & SEWER-WVES	0.00	271.15	3,498.90	0.00	-3,498.90	0.00
141 E	72610	454	000	00015	000	WATER & SEWER-DBHS	0.00	2,501.91	24,814.04	0.00	-24,814.04	0.00
141 E	72610	454	000	00016	000	WATER & SEWER-DCHS	0.00	0.00	22,752.51	0.00	-22,752.51	0.00
141 E	72610	454	000	00025	000	WATER & SEWER-RVES	0.00	710.53	15,789.65	0.00	-15,789.65	0.00
141 E	72610	499	000	00000	000	OTHER SUPPLIES AND MATERIALS	70,000.00	11,450.11	60,579.55	0.00	9,420.45	86.54
141 E	72610	501	000	00000	000	BOILER INSURANCE	20,240.00	0.00	20,000.00	0.00	240.00	98.81
141 E	72610	599	000	00000	000	OTHER CHARGES	38,000.00	4,406.76	28,315.82	0.00	9,684.18	74.52
141 E	72610	---	---	-----	---		4,983,115.00	383,814.66	2,878,626.83	0.00	2,104,488.17	57.77

Fnd T Acct	Obj Prj Loc	Prg Description	2019-20 Budget	January 2019-20 Monthly Activity	2019-20 FYTD Activity	Encumbered Amount	Unexpended Balance - YTD Act	2019-20 FYTD %
72620		MAINTENANCE OF PLANT						
141 E 72620	105 000 00000 000	SUPERVISOR/DIRECTOR	188,865.00	15,431.34	110,123.38	0.00	78,741.62	58.31
141 E 72620	167 000 00000 000	MAINTENANCE PERSONNEL	743,456.00	45,204.09	388,283.38	0.00	355,172.62	52.23
141 E 72620	201 000 00000 000	SOCIAL SECURITY	57,804.00	3,465.68	28,983.78	0.00	28,820.22	50.14
141 E 72620	204 000 00000 000	STATE RETIREMENT	89,596.00	5,474.44	44,747.81	0.00	44,848.19	49.94
141 E 72620	206 000 00000 000	LIFE INSURANCE	281.00	0.00	140.50	0.00	140.50	50.00
141 E 72620	207 000 00000 000	MEDICAL INSURANCE	122,352.00	17,103.90	86,255.10	0.00	36,096.90	70.50
141 E 72620	212 000 00000 000	EMPLOYER MEDICARE	13,519.00	810.52	6,778.33	0.00	6,740.67	50.14
141 E 72620	304 000 00000 000	ARCHITECTS	0.00	0.00	0.00	0.00	0.00	0.00
141 E 72620	307 000 00000 000	COMMUNICATION	2,700.00	618.20	2,101.90	0.00	598.10	77.85
141 E 72620	335 000 00000 000	MAINTENANCE & REPAIR - BUILDIN	45,000.00	0.00	14,590.44	0.00	30,409.56	32.42
141 E 72620	336 000 00000 000	MAINTENANCE AND REPAIR SERVICE	50,000.00	2,700.00	31,949.16	0.00	18,050.84	63.90
141 E 72620	399 000 00000 000	OTHER CONTRACTED SERVICES	500.00	0.00	0.00	0.00	500.00	0.00
141 E 72620	499 000 00000 000	OTHER SUPPLIES AND MATERIALS	450,000.00	31,169.96	246,786.67	0.00	203,213.33	54.84
141 E 72620	599 000 00000 000	OTHER CHARGES	26,000.00	2,860.78	14,814.47	0.00	11,185.53	56.98
141 E 72620	701 000 00000 000	ADMINISTRATION EQUIPMENT	583,444.00	196,350.00	370,666.04	0.00	212,777.96	63.53
141 E 72620	--- --- ----- ---		2,373,517.00	321,188.91	1,346,220.96	0.00	1,027,296.04	56.72
			=====	=====	=====	=====	=====	=====
72710		STUDENT TRANSPORTATION						
141 E 72710	105 000 00000 000	SUPERVISOR/DIRECTOR	112,296.00	8,640.00	62,939.19	0.00	49,356.81	56.05
141 E 72710	142 000 00000 000	MECHANIC(S)	175,944.00	11,321.35	99,910.85	0.00	76,033.15	56.79
141 E 72710	146 000 00000 000	BUS DRIVERS	1,139,002.00	95,446.25	481,507.39	0.00	657,494.61	42.27
141 E 72710	189 000 00000 000	OTHER PERSONEL	0.00	0.00	0.00	0.00	0.00	0.00
141 E 72710	201 000 00000 000	SOCIAL SECURITY	88,489.00	6,492.20	37,229.84	0.00	51,259.16	42.07
141 E 72710	204 000 00000 000	STATE RETIREMENT	137,158.00	10,221.66	57,629.40	0.00	79,528.60	42.02
141 E 72710	206 000 00000 000	LIFE INSURANCE	1,517.00	0.00	758.50	0.00	758.50	50.00
141 E 72710	207 000 00000 000	MEDICAL INSURANCE	414,982.00	38,390.00	188,018.00	0.00	226,964.00	45.31
141 E 72710	212 000 00000 000	EMPLOYER MEDICARE	20,695.00	1,553.50	8,955.40	0.00	11,739.60	43.27
141 E 72710	307 000 00000 000	COMMUNICATION	750.00	109.64	381.42	0.00	368.58	50.86
141 E 72710	330 000 00000 000	OPERATING LEASE PAYMENTS	8,400.00	715.27	6,915.20	0.00	1,484.80	82.32
141 E 72710	399 000 00000 000	OTHER CONTRACTED SERVICES	5,000.00	65.00	2,230.00	0.00	2,770.00	44.60
141 E 72710	412 000 00000 000	DIESEL FUEL	325,000.00	22,671.03	131,956.24	0.00	193,043.76	40.60
141 E 72710	424 000 00000 000	GARAGE SUPPLIES	30,000.00	662.08	6,120.64	0.00	23,879.36	20.40
141 E 72710	425 000 00000 000	GASOLINE	150,000.00	10,125.68	81,066.29	0.00	68,933.71	54.04
141 E 72710	450 000 00000 000	TIRES AND TUBES	60,000.00	325.84	22,546.57	0.00	37,453.43	37.58

Fnd T Acct	Obj Prj Loc	Prg	Account Level Description	2019-20 Budget	January 2019-20 Monthly Activity	2019-20 FYTD Activity	Encumbered Amount	Unexpended Balance - YTD Act	2019-20 FYTD %
72710			STUDENT TRANSPORTATION						
141 E 72710 453 000 00000 000			VEHICLE PARTS	160,000.00	7,728.78	58,271.83	0.00	101,728.17	36.42
141 E 72710 499 000 00000 000			OTHER SUPPLIES AND MATERIALS	5,000.00	0.00	1,735.52	0.00	3,264.48	34.71
141 E 72710 511 000 00000 000			VEHICLE AND EQUIPMENT INSURANC	113,849.00	0.00	113,000.00	0.00	849.00	99.25
141 E 72710 599 000 00000 000			OTHER CHARGES	18,000.00	2,450.85	12,870.09	0.00	5,129.91	71.50
141 E 72710 729 000 00000 000			TRANSPORTATION EQUIPMENT	142,840.00	51,004.60	84,905.47	0.00	57,934.53	59.44
141 E 72710 --- --- ----- ---				3,108,922.00	267,923.73	1,458,947.84	0.00	1,649,974.16	46.93
				=====	=====	=====	=====	=====	=====
72810			OTHER SUPPORT SERVICES						
141 E 72810 105 000 00000 000			FAMILY RESOURCE DIRECTOR	64,914.00	5,440.43	27,064.75	0.00	37,849.25	41.69
141 E 72810 162 000 00000 000			CLERICAL PERSONNEL	23,697.00	1,976.00	9,880.00	0.00	13,817.00	41.69
141 E 72810 189 000 00000 000			OTHER SALARIES & WAGES	15,747.00	924.00	5,575.50	0.00	10,171.50	35.41
141 E 72810 201 000 00000 000			SOCIAL SECURITY	6,470.00	436.01	2,163.14	0.00	4,306.86	33.43
141 E 72810 204 000 00000 000			STATE RETIREMENT	10,691.00	769.75	3,830.30	0.00	6,860.70	35.83
141 E 72810 206 000 00000 000			LIFE INSURANCE	76.00	0.00	38.00	0.00	38.00	50.00
141 E 72810 207 000 00000 000			MEDICAL INSURANCE	13,615.00	1,420.80	7,104.00	0.00	6,511.00	52.18
141 E 72810 212 000 00000 000			EMPLOYER MEDICARE	1,513.00	115.37	586.76	0.00	926.24	38.78
141 E 72810 499 000 00000 000			OTHER SUPPLIES AND MATERIALS	4,500.00	839.46	2,184.46	0.00	2,315.54	48.54
141 E 72810 599 000 00000 000			OTHER CHARGES	5,500.00	0.00	0.00	0.00	5,500.00	0.00
141 E 72810 --- --- ----- ---				146,723.00	11,921.82	58,426.91	0.00	88,296.09	39.82
				=====	=====	=====	=====	=====	=====
73100			FOOD SERVICE						
141 E 73100 105 000 00000 000			SUPERVISOR/DIRECTOR	61,823.00	4,756.76	35,675.70	0.00	26,147.30	57.71
141 E 73100 188 000 00000 000			BONUS	0.00	0.00	0.00	0.00	0.00	0.00
141 E 73100 189 000 00000 000			OTHER SALARIES & WAGES	25,465.00	0.00	25,831.65	0.00	-366.65	101.44
141 E 73100 201 000 00000 000			SOCIAL SECURITY	3,833.00	285.76	2,168.58	0.00	1,664.42	56.58
141 E 73100 204 000 00000 000			STATE RETIREMENT	5,941.00	457.12	3,428.40	0.00	2,512.60	57.71
141 E 73100 206 000 00000 000			LIFE INSURANCE	1,647.00	0.00	823.50	0.00	823.50	50.00
141 E 73100 207 000 00000 000			MEDICAL INSURANCE	583,000.00	197,729.20	343,330.00	0.00	239,670.00	58.89
141 E 73100 212 000 00000 000			EMPLOYER MEDICARE	1,266.00	66.82	507.19	0.00	758.81	40.06
141 E 73100 299 000 00000 000			OTHER FRINGE BENEFITS	17.00	0.00	0.00	0.00	17.00	0.00

Fnd T	Acct	Obj	Prj	Loc	Prg	Account Level Description	2019-20 Budget	January 2019-20 Monthly Activity	2019-20 FYTD Activity	Encumbered Amount	Unexpended Balance - YTD Act	2019-20 FYTD %
73100 FOOD SERVICE												
141	E	73100	---	---	-----	---	682,992.00	203,295.66	411,765.02	0.00	271,226.98	60.29
73300 COMMUNITY SERVICES												
141	E	73300	105	000	00000	000 SUPERVISOR/DIRECTOR	35,600.00	2,739.24	20,544.30	0.00	15,055.70	57.71
141	E	73300	161	000	00000	000 SECRETARY(S)	0.00	0.00	120.00	0.00	-120.00	0.00
141	E	73300	162	000	00000	000 SECRETARY	25,990.00	2,000.00	15,000.00	0.00	10,990.00	57.71
141	E	73300	169	000	00000	000 PART-TIME PERSONNEL	0.00	0.00	0.00	0.00	0.00	0.00
141	E	73300	189	000	00000	000 OTHER SALARIES & WAGES	356,852.00	16,909.40	180,525.66	0.00	176,326.34	50.59
141	E	73300	201	000	00000	000 SOCIAL SECURITY	25,943.00	1,259.96	13,034.78	0.00	12,908.22	50.24
141	E	73300	204	000	00000	000 STATE RETIREMENT	40,212.00	936.67	6,962.90	0.00	33,249.10	17.32
141	E	73300	207	000	00000	000 MEDICAL INSURANCE	21,077.00	2,183.41	10,996.67	0.00	10,080.33	52.17
141	E	73300	212	000	00000	000 EMPLOYER MEDICARE	6,067.00	294.68	3,048.55	0.00	3,018.45	50.25
141	E	73300	355	000	00000	000 TRAVEL	2,000.00	109.04	677.74	0.00	1,322.26	33.89
141	E	73300	422	000	00000	000 FOOD SUPPLIES	30,000.00	361.82	3,120.71	0.00	26,879.29	10.40
141	E	73300	499	000	00000	000 OTHER SUPPLIES AND MATERIALS	20,000.00	939.88	7,464.98	0.00	12,535.02	37.32
141	E	73300	599	000	00000	000 OTHER CHARGES	13,000.00	205.90	1,649.85	0.00	11,350.15	12.69
141	E	73300	---	---	-----	---	576,741.00	27,940.00	263,146.14	0.00	313,594.86	45.63
73400 EARLY CHILDHOOD EDUCATION												
141	E	73400	116	000	00000	000 TEACHERS	229,511.00	15,927.41	79,677.13	0.00	149,833.87	34.72
141	E	73400	163	000	00000	000 EDUCATIONAL ASSISTANTS	42,670.00	3,572.88	20,668.52	0.00	22,001.48	48.44
141	E	73400	201	000	00000	000 SOCIAL SECURITY	16,875.00	1,099.55	5,685.41	0.00	11,189.59	33.69
141	E	73400	204	000	00000	000 STATE RETIREMENT	28,498.00	1,982.26	10,194.23	0.00	18,303.77	35.77
141	E	73400	207	000	00000	000 MEDICAL INSURANCE	51,286.00	4,290.00	21,450.00	0.00	29,836.00	41.82
141	E	73400	212	000	00000	000 EMPLOYER MEDICARE	3,947.00	257.15	1,329.62	0.00	2,617.38	33.69
141	E	73400	336	000	00000	000 MAINTENANCE & REPAIR SERVICES	2,340.00	0.00	0.00	0.00	2,340.00	0.00
141	E	73400	355	000	00000	000 TRAVEL	0.00	0.00	0.00	0.00	0.00	0.00
141	E	73400	429	000	00000	000 INSTRUCTIONAL SUPPLIES / NISWO	11,000.00	0.00	2,134.62	0.00	8,865.38	19.41
141	E	73400	499	000	00000	000 OTHER SUPPLIES AND MATERIALS	8,183.00	0.00	1,359.09	0.00	6,823.91	16.61
141	E	73400	524	000	00000	000 IN SERVICE / STAFF DEVELOPMENT	4,000.00	62.35	7,694.22	0.00	-3,694.22	192.36

Fnd T Acct	Obj Prj Loc	Prg	Account Level Description	2019-20 Budget	January 2019-20 Monthly Activity	2019-20 FYTD Activity	Encumbered Amount	Unexpended Balance - YTD Act	2019-20 FYTD %
73400			EARLY CHILDHOOD EDUCATION						
141 E 73400 599 000 00000 000			OTHER CHARGES	27,000.00	407.75	16,397.13	0.00	10,602.87	60.73
141 E 73400 722 000 00000 000			REGULAR INSTRUCTION EQUIPMENT	12,831.00	0.00	0.00	0.00	12,831.00	0.00
141 E 73400 --- --- --- ---				438,141.00	27,599.35	166,589.97	0.00	271,551.03	38.02
=====									
76100			REGULAR CAPITAL OUTLAY						
141 E 76100 304 000 00000 000			ARCHITECTS	0.00	0.00	0.00	0.00	0.00	0.00
141 E 76100 304 001 00000 000			ARCHITECTS / BCE-JE GYM FLOORS	0.00	0.00	0.00	0.00	0.00	0.00
141 E 76100 308 000 00000 000			CONSULTANTS	0.00	0.00	0.00	0.00	0.00	0.00
141 E 76100 707 000 00000 000			BUILDING IMPROVEMENTS	0.00	0.00	0.00	0.00	0.00	0.00
141 E 76100 724 000 00000 000			SITE DEVELOPMENT	0.00	0.00	0.00	0.00	0.00	0.00
141 E 76100 799 000 00000 000			OTHER CAPITAL OUTLAY	0.00	0.00	0.00	0.00	0.00	0.00
141 E 76100 --- --- --- ---				0.00	0.00	0.00	0.00	0.00	0.00
=====									
99100			TRANSFERS						
141 E 99100 316 000 00000 000			CONTRIBUTIONS TO DS	0.00	0.00	0.00	0.00	0.00	0.00
141 E 99100 590 000 00000 000			TRANSFERS TO OTHER FUNDS	260,000.00	260,000.00	260,000.00	0.00	0.00	100.00
141 E 99100 --- --- --- ---				260,000.00	260,000.00	260,000.00	0.00	0.00	100.00
=====									
141 - --- --- --- ---				70,733,171.00	6,266,726.27	33,427,829.35	0.00	37,305,341.65	47.26

Number of Accounts: 554

***** End of report *****

Acct	Account Level Description	Amount
A	Asset	
11140	CASH WITH TRUSTEE D.	0.00
11140	CASH WITH TRUSTEE	13,536,766.42
11140		0.00
11300	INVESTMENTS	0.00
11410	ACCOUNTS RECEIVABLE	3,769.95
11420	Allowance for Doubtful Accts.	0.00
11430	DUE FROM OTHER GOVERNMENTS	2,569,118.00
11440	DUE FROM OTHER FUNDS	16,624.16
11500	PROPERTY TAX RECEIVABLE	12,344,680.00
11510	ALLOWANCE FOR UNCOLL. PROPERTY	222,497.00CR
11600	PRE-PAID ITEMS	0.00
11820	CASH SHORTAGE	0.00
11890	OTHER CURRENT ASSETS	0.00
21100		0.00
-----		28,248,461.53
		=====

L	Liability	
21100	ACCOUNTS PAYABLE	290,808.49CR
21300	PAYROLL ADJUSTMENTS	0.00
21310	INCOME TAX WITHHELD AND UNPAID	110.31
21320	SOCIAL SECURITY TAX	47.87CR
21325	EMPLOYEE MEDICARE DEDUCTION	55.56
21330	RETIREMENT CONTRIBUTIONS	470,808.39CR
21331	HYBRID EMPLOYER CONTRIBUTION	0.00
21339	STATE DENTAL PLAN	1,926.34
21340	MEDICAL INSURANCE CONTRIBUTION	193,544.57
21341	COLONIAL LIFE INS PAYABLE	0.00
21342	HARTFORD ROTH	530.00
21342	SOCIAL SECURITY	0.00
21342	STATE RETIREMENT	0.00
21342	MEDICAL INSURANCE	0.00
21342	MEDICARE	0.00
21343	AMERICAN FAMILY LIFE PAYABLE	1,288.02CR
21344	HORACE MANN LIFE INS PAYABLE	3,285.95
21345	CITIZENS SECURITY DENTAL	0.00
21346	WASHINGTON NATIONAL INS CO	0.00
21347	LIBERTY NATIONAL INS PAYABLE	0.00
21348	MEDICAL INSURANCE PAYABLE	7,097.80CR
21349	UNITED WAY	0.00
21350	NTA LIFE BUSINESS SERVICES	0.00
21351	HORACE MANN ANNUITY PAYABLE	530.40CR
21352	TRANSAMERICA	0.00
21353	DAVIS VISION	476.52
21354	ONE AMERICA	0.00
21355	EDUCATIONAL PLANNING GROUP	0.00
21356	TRUSTMARK	0.00
21357	MODERN WOODMEN INS PAYABLE	60.00
21358	HYBRID-TAXED CONTRIBUTION	2,675.50CR
21359	HYBRID PRETAXED CONTRIBUTION	13,578.58CR
21360	GARNISHMENTS AND LEVIES	791.48
21361	CENTRAL STATES HEALTH & LIFE C	0.00

Acct	Account Level Description	Amount
L	Liability	
21362	USABLE LIFE	0.00
21362	SOCIAL SECURITY	0.00
21362	STATE RETIREMENT	0.00
21362	MEDICAL INSURANCE	0.00
21362	MEDICARE	0.00
21363	MISCELLANEOUS DEDUCTIONS	0.00
21364	LEGAL SHIELD	0.00
21365	WAGWORKS	155.00CR
21365	WAGWORKS	0.00
21366	VALU TEACHERS	3,930.00
21367	LIFE INSURANCE OF ALABAMA	0.00
21370	AIG RETIREMENT (VALIC)	300.00
21380	CREDIT UNION DEDUCTIONS	0.00
21390	NEA TEA WCEA DUES	0.00
21500	DUE TO OTHER FUNDS	0.00
21510	DUE TO PRIMARY GOVERNMENT	0.00
21600	DUE TO GENERAL GOVERNMENT	0.00
21900	DUE TO PTO	0.00
29940	DEFERRED CURRENT PROP. TAXES	11,705,900.00CR
29945	DEF. DELINQUENT PROPERTY TAXES	361,914.00CR

12,649,793.32CR
=====

Q	Equity	
34110	PURCHASE ORDERS PAYABLE	0.00
34111	RESERVE FOR ENCUMBRANCE	0.00
34120	ENCUMBRANCE PRIOR YEAR	0.00
34240	PRE-PAID ITEMS	0.00
34555	RESTRICTED FOR EDUCATION	12,648.44CR
34560	RESTRICTED FOR EDUCATION - CL	0.00
34755	ASSIGNED FOR EDUCATION - NISWO	0.00
34760	ASSIGNED FOR INSTRUCTION - RET	0.00
34765	ASSIGNED FOR SUPPORT SERVICES	1,410,000.00CR
34770	ASSIGNED FOR OPERATION NON-INS	0.00
34775	ASSIGNED FOR CAPITAL OUTLAY	0.00
34780	ASSIGNED FOR EDUCATION - CASH	1,975,000.00CR
39000	REV EXP SUMMARY FLOW THROUGH	12,201,019.77CR
39999	UNDESIGNATED FUND BALANCE	0.00

15,598,668.21CR
=====

Grand Asset Totals	28,248,461.53
Grand Liability Tota	12,649,793.32CR
Grand Equity Totals	15,598,668.21CR
Grand Totals	0.00

Number of Accounts: 82

		CHECK CHECK				
FND ACCT	OBJ	NUMBER	DATE	VENDOR		AMOUNT
142	72130	524	142209315	01/06/2020	FINK, CRYSTAL	-257.56
142	72210	524	142209643	01/06/2020	FRANKLIN MARRIOTT CO	-417.96
142	72210	524	142209671	01/06/2020	FRANKLIN MARIOTT	-414.72
142	72210	524	142209647	01/06/2020	HOLCOMBE, ELLIS	-102.00
142	72210	524	142209647	01/06/2020	HOLCOMBE, ELLIS	-282.00
142	72130	499	142209538	01/06/2020	SCHOOL SPECIALTY	-124.59
142	72130	524	142210368	01/07/2020	ARNETT, RYAN	204.45
142	72130	524	142210369	01/07/2020	COMFORT SUITES	105.12
142	72130	524	142210370	01/07/2020	DAVIS, EMILY	272.60
142	72220	524	142210371	01/07/2020	HAMPTON INN	812.04
142	72130	524	142210372	01/07/2020	HOME 2 SUITES BY HIL	1,071.10
142	72220	524	142210373	01/07/2020	HYATT PLACE DOWNTOWN	2,131.52
142	72210	499	142210375	01/07/2020	VERIZON WIRELESS	51.67
142	71100	429	142210462	01/13/2020	BARNES & NOBLE	201.46
142	71100	429	142210462	01/13/2020	BARNES & NOBLE	-29.38
142	71100	429	142210462	01/13/2020	BARNES & NOBLE	27.92
142	72130	524	142210463	01/13/2020	COMFORT SUITES AIRPO	243.68
142	72210	524	142210464	01/13/2020	EDMENTUM	4,500.00
142	72210	355	142210466	01/13/2020	HOLCOMBE, ELLIS	173.43
142	71300	499	142210467	01/13/2020	NORTHEAST STATE	195.00
142	71200	429	142210470	01/13/2020	PEARSON	243.01
142	72210	524	142210471	01/13/2020	SPRINGHILL SUITES	640.32
142	72210	524	142210471	01/13/2020	SPRINGHILL SUITES	1,920.96
142	72130	524	142210474	01/13/2020	TURNER, KAREN	80.00
142	72130	524	142210474	01/13/2020	TURNER, KAREN	219.96
142	72210	524	142210476	01/13/2020	UT CLEE	35.00
142	72210	355	142210477	01/13/2020	WHITAKER, JERRY	14.57
142	72210	524	142210479	01/14/2020	BARNWELL, DARRELL	18.00
142	72130	524	142210480	01/14/2020	EMBASSY SUITES	675.65
142	72210	524	142210481	01/14/2020	MENGE, BRANDI	18.00
142	72210	524	142210482	01/14/2020	PATTERSON, CODY	270.72
142	72210	524	142210482	01/14/2020	PATTERSON, CODY	18.00
142	72210	524	142210483	01/14/2020	TOWNE PLACE & SUITES	414.72
142	71300	499	142210614	01/24/2020	AGC	225.00
142	72210	524	142210615	01/24/2020	CAMPBELL, TIM	114.00
142	72210	524	142210615	01/24/2020	CAMPBELL, TIM	282.00
142	72210	524	142210615	01/24/2020	CAMPBELL, TIM	104.88
142	72220	499	142210616	01/24/2020	CDW GOVERNMENT, INC	207.45
142	72130	355	142210617	01/24/2020	DCHS TSA ACCOUNT	867.00
142	72220	499	142210618	01/24/2020	eSpecial Needs, LLC	34.90
142	72130	499	142210619	01/24/2020	FIRST BOOK	297.12
142	72130	524	142210621	01/24/2020	GRAY, JAMES	114.00
142	72220	524	142210623	01/24/2020	HOUGHTON MIFFLIN	299.00
142	72130	499	142210624	01/24/2020	MATH UNITY LLC	588.00
142	72220	524	142210625	01/24/2020	MILLER, JESSICA	132.00
142	72220	524	142210626	01/24/2020	MYERS, MINDY	170.00
142	72220	524	142210626	01/24/2020	MYERS, MINDY	153.32
142	71100	429	142210627	01/24/2020	OFFICE DEPOT	89.14
142	72210	524	142210628	01/24/2020	SANDERS, DAISY	104.88
142	72210	524	142210628	01/24/2020	SANDERS, DAISY	114.00
142	72210	524	142210628	01/24/2020	SANDERS, DAISY	253.80
142	72220	524	142210629	01/24/2020	ST JOHN, SEBRENA	153.32
142	72220	524	142210629	01/24/2020	ST JOHN, SEBRENA	170.00
142	72220	524	142210629	01/24/2020	ST JOHN, SEBRENA	282.00
142	71200	429	142210630	01/24/2020	WESTERN PSYCHOLOGICA	193.60
142	72210	524	142210631	01/24/2020	WHITAKER, JERRY	114.00

		CHECK CHECK				
<u>FND</u>	<u>ACCT</u>	<u>OBJ</u>	<u>NUMBER</u>	<u>DATE</u>	<u>VENDOR</u>	<u>AMOUNT</u>
142	72210	524	142210631	01/24/2020	WHITAKER, JERRY	104.88
142	72210	524	142210632	01/24/2020	ZUEHLKE, JAN	76.00
142	72210	524	142210634	01/31/2020	ANCORA PUBLISHING	695.50
142	72210	524	142210635	01/31/2020	BARNES & NOBLE	160.96
142	72220	499	142210637	01/31/2020	eSpecial Needs, LLC	87.31
142	72220	524	142210638	01/31/2020	HAMPTON INN	208.14
142	72220	499	142210639	01/31/2020	HEALTH PRODUCTS FOR	38.80
142	72220	499	142210640	01/31/2020	IXL LEARNING	449.00
142	72220	499	142210641	01/31/2020	NATIONAL AUTISM RESO	99.90
142	72220	499	142210642	01/31/2020	NCS PEARSON INC	98.00
142	72220	524	142210644	01/31/2020	TENN DEPT OF EDUCATI	155.00
Totals for checks						20,167.59

FUND SUMMARY

<u>FUND</u>	<u>DESCRIPTION</u>	<u>BALANCE SHEET</u>	<u>REVENUE</u>	<u>EXPENSE</u>	<u>TOTAL</u>
142	SCHOOL FEDERAL PROJECTS	0.00	0.00	20,167.59	20,167.59
***	Fund Summary Totals ***	0.00	0.00	20,167.59	20,167.59

***** End of report *****

Fnd T	Acct	Obj	Prj	Loc	Prg	Account Level Description	2019-20 Budget	January 2019-20 Monthly Activity	2019-20 FYTD Activity	Encumbered Amount	Unexpended Balance - YTD Act	2019-20 FYTD %
010						CONSOLIDATED ADMINISTRATION						
142	E	72210	105	010	00001	000 SUPERVISOR/DIRECTOR	76,864.00	6,613.08	46,291.56	0.00	30,572.44	60.23
142	E	72210	161	010	00001	000 SECRETARY(S)	0.00	0.00	0.00	0.00	0.00	0.00
142	E	72210	162	010	00001	000 CLERICAL PERSONNEL	37,377.00	2,769.62	20,772.15	0.00	16,604.85	55.57
142	E	72210	189	010	00000	000 OTHER SALARIES & WAGES	70,816.00	0.00	0.00	0.00	70,816.00	0.00
142	E	72210	189	010	00001	000 OTHER SALARIES & WAGES	0.00	5,901.33	41,309.31	0.00	-41,309.31	0.00
142	E	72210	201	010	00000	000	0.00	0.00	0.00	0.00	0.00	0.00
142	E	72210	201	010	00001	000 SOCIAL SECURITY	6,708.00	467.88	3,482.58	0.00	3,225.42	51.92
142	E	72210	204	010	00000	000	0.00	0.00	0.00	0.00	0.00	0.00
142	E	72210	204	010	00001	000 STATE RETIREMENT	11,120.00	893.47	6,387.37	0.00	4,732.63	57.44
142	E	72210	207	010	00000	000	0.00	0.00	0.00	0.00	0.00	0.00
142	E	72210	207	010	00001	000 MEDICAL INSURANCE	26,119.00	2,487.60	12,438.00	0.00	13,681.00	47.62
142	E	72210	212	010	00000	000	0.00	0.00	0.00	0.00	0.00	0.00
142	E	72210	212	010	00001	000 EMPLOYER MEDICARE	2,684.00	205.31	1,485.71	0.00	1,198.29	55.35
142	E	72210	336	010	00000	000 MAINTENANCE AND REPAIR SERVICE	0.00	0.00	0.00	0.00	0.00	0.00
142	E	72210	355	010	00000	000 TRAVEL	7,500.00	188.00	1,695.76	0.00	5,804.24	22.61
142	E	72210	499	010	00000	000 OTHER SUPPLIES AND MATERIALS	3,500.00	51.67	443.83	0.00	3,056.17	12.68
142	E	72210	524	010	00000	000 IN SERVICE / STAFF DEVELOPMENT	9,544.00	57.24	8,574.90	0.00	969.10	89.85
142	E	99100	504	010	00008	000 INDIRECT COST	2,000.00	0.00	0.00	0.00	2,000.00	0.00
						010	254,232.00	19,635.20	142,881.17	0.00	111,350.83	56.20

Fnd T Acct	Obj Prj Loc	Prg	Account Level Description	2019-20 Budget	January 2019-20 Monthly Activity	2019-20 FYTD Activity	Encumbered Amount	Unexpended Balance - YTD Act	2019-20 FYTD %
100			TITLE I						
142 E	71100 116 100	00000 000	TEACHERS	770,195.00	63,459.84	319,559.20	0.00	450,635.80	41.49
142 E	71100 163 100	00000 000	EDUCATIONAL ASSISTANTS	100,244.00	8,232.13	46,633.40	0.00	53,610.60	46.52
142 E	71100 189 100	00000 000	OTHER SALARIES & WAGES	268,027.00	1,000.00	7,321.50	0.00	260,705.50	2.73
142 E	71100 195 100	00000 000	CERTIFIED SUBSTITUTE TEACHERS	0.00	0.00	0.00	0.00	0.00	0.00
142 E	71100 201 100	00000 000	SOCIAL SECURITY	70,585.00	4,088.02	20,931.30	0.00	49,653.70	29.65
142 E	71100 204 100	00000 000	STATE RETIREMENT	119,547.00	6,988.83	35,318.87	0.00	84,228.13	29.54
142 E	71100 207 100	00000 000	MEDICAL INSURANCE	170,767.00	16,263.60	81,318.00	0.00	89,449.00	47.62
142 E	71100 212 100	00000 000	EMPLOYER MEDICARE	16,508.00	969.71	4,998.15	0.00	11,509.85	30.28
142 E	71100 311 100	00000 000	CONTRACTS WITH OTHER SCHOOL SY	0.00	0.00	0.00	0.00	0.00	0.00
142 E	71100 336 100	00000 000	MAINTENANCE AND REPAIR SERVICE	0.00	0.00	0.00	0.00	0.00	0.00
142 E	71100 429 100	00000 000	INSTRUCTIONAL SUPPLIES & MATER	37,290.62	289.14	10,057.52	0.00	27,233.10	26.97
142 E	71100 499 100	00000 000	OTHER SUPPLIES AND MATERIALS	0.00	0.00	0.00	0.00	0.00	0.00
142 E	71100 722 100	00000 000	REGULAR INSTRUCTION EQUIPMENT	0.00	0.00	0.00	0.00	0.00	0.00
142 E	72130 189 100	00000 000	OTHER SALARIES & WAGES	0.00	0.00	0.00	0.00	0.00	0.00
142 E	72130 201 100	00000 000	SOCIAL SECURITY	0.00	0.00	0.00	0.00	0.00	0.00
142 E	72130 204 100	00000 000	STATE RETIREMENT	0.00	0.00	0.00	0.00	0.00	0.00
142 E	72130 207 100	00000 000	MEDICAL INSURANCE	0.00	0.00	0.00	0.00	0.00	0.00
142 E	72130 212 100	00000 000	EMPLOYER MEDICARE	0.00	0.00	0.00	0.00	0.00	0.00
142 E	72130 499 100	00000 000	OTHER SUPPLIES AND MATERIALS	22,000.00	625.53	4,545.76	0.00	17,454.24	20.66
142 E	72130 599 100	00000 000	OTHER CHARGES	5,000.00	0.00	0.00	0.00	5,000.00	0.00
142 E	72210 189 100	00000 000	OTHER SALARIES & WAGES	18,000.00	0.00	1,180.00	0.00	16,820.00	6.56
142 E	72210 195 100	00000 000	CERTIFIED SUBSTITUTE TEACHERS	0.00	0.00	0.00	0.00	0.00	0.00
142 E	72210 201 100	00000 000	SOCIAL SECURITY	1,116.00	0.00	73.16	0.00	1,042.84	6.56
142 E	72210 204 100	00000 000	STATE RETIREMENT	1,883.00	0.00	120.54	0.00	1,762.46	6.40
142 E	72210 207 100	00000 000	MEDICAL INSURANCE	0.00	0.00	0.00	0.00	0.00	0.00
142 E	72210 212 100	00000 000	EMPLOYER MEDICARE	261.00	0.00	17.11	0.00	243.89	6.56
142 E	72210 355 100	00000 000	TRAVEL	0.00	0.00	0.00	0.00	0.00	0.00
142 E	72210 524 100	00000 000	IN SERVICE / STAFF DEVELOPMENT	32,500.00	0.00	25,908.02	0.00	6,591.98	79.72
142 E	72210 599 100	00000 000	OTHER CHARGES	0.00	0.00	0.00	0.00	0.00	0.00
142 E	99100 504 100	00008 000	INDIRECT COST	15,000.00	0.00	0.00	0.00	15,000.00	0.00
142 E	99100 590 100	00000 000	TRANSFERS OUT	0.00	0.00	0.00	0.00	0.00	0.00
				<u>1,648,923.62</u>	<u>101,916.80</u>	<u>557,982.53</u>	<u>0.00</u>	<u>1,090,941.09</u>	<u>33.84</u>

Account Level		2019-20	January 2019-20	2019-20	Encumbered	Unexpended	2019-20
Fnd T Acct	Obj Prj Loc Prg Description	Budget	Monthly Activity	FYTD Activity	Amount	Balance - YTD Act	FYTD %
160	TITLE I-D FY19 REVISED						
142 E 71100 429 160 00000 000	INSTRUCTIONAL SUPPLIES & MATER	6,739.37	0.00	0.00	0.00	6,739.37	0.00
142 E 72210 499 160 00000 000	OTHER SUPPLIES AND MATERIALS	12,000.00	0.00	0.00	0.00	12,000.00	0.00
142 E 72210 524 160 00000 000	IN-SERVICE / STAFF DEVELOPMENT	5,500.00	0.00	5,158.84	0.00	341.16	93.80
142 E 99100 504 160 00000 000	INDIRECT COST	1,000.00	0.00	0.00	0.00	1,000.00	0.00
	160	25,239.37	0.00	5,158.84	0.00	20,080.53	20.44

Fnd T Acct	Obj Prj Loc	Prg	Account Level Description	2019-20 Budget	January 2019-20 Monthly Activity	2019-20 FYTD Activity	Encumbered Amount	Unexpended Balance - YTD Act	2019-20 FYTD %
171			ADD. TARGETED SUPPORT & IMPROV						
142 E 71100 195 171 00000 000			CERTIFIED SUBSTITUTE TEACHERS	11,130.00	0.00	0.00	0.00	11,130.00	0.00
142 E 71100 201 171 00000 000			SOCIAL SECURITY	690.00	0.00	0.00	0.00	690.00	0.00
142 E 71100 212 171 00000 000			MEDICARE	162.00	0.00	0.00	0.00	162.00	0.00
142 E 71100 429 171 00000 000			INSTRUCTIONAL SUPPLIES AND MAT	9,190.80	0.00	5,373.11	0.00	3,817.69	58.46
142 E 72210 196 171 00000 000			IN SERVICE TRAINING	41,246.00	0.00	32,746.00	0.00	8,500.00	79.39
142 E 72210 524 171 00000 000			IN-SERVICE / STAFF DEVELOPMENT	5,309.22	0.00	1,782.90	0.00	3,526.32	33.58
	171			67,728.02	0.00	39,902.01	0.00	27,826.01	58.92

Fnd T Acct		Obj	Prj	Loc	Prg	Account Level Description	2019-20 Budget	January 2019-20 Monthly Activity	2019-20 FYTD Activity	Encumbered Amount	Unexpended Balance - YTD Act	2019-20 FYTD %
172 ADAPTIVE LEARNING TECH. GRANT												
142	E	71100	195	172	00000	000 CERTIFIED SUBSTITUTE TEACHERS	8,006.00	0.00	2,335.35	0.00	5,670.65	29.17
142	E	71100	429	172	00000	000 INSTRUCTIONAL SUPPLIES AND MAT	50,210.00	0.00	49,917.00	0.00	293.00	99.42
142	E	72210	524	172	00001	000 IN-SERVICE / STAFF DEVELOPMENT	9,890.00	0.00	9,890.00	0.00	0.00	100.00
142	E	99100	504	172	00008	000 INDIRECT COST	2,484.79	0.00	0.00	0.00	2,484.79	0.00
172							70,590.79	0.00	62,142.35	0.00	8,448.44	88.03

Fnd T Acct	Obj Prj Loc	Prg	Account Level Description	2019-20 Budget	January 2019-20 Monthly Activity	2019-20 FYTD Activity	Encumbered Amount	Unexpended Balance - YTD Act	2019-20 FYTD %
200			TITLE II - A						
142 E 71100 116 200 00000 000			TEACHERS	117,546.00	10,951.48	54,757.40	0.00	62,788.60	46.58
142 E 71100 195 200 00000 000			CERTIFIED SUBSTITUTE TEACHERS	0.00	0.00	0.00	0.00	0.00	0.00
142 E 71100 201 200 00000 000			SOCIAL SECURITY	7,288.00	670.54	3,370.10	0.00	3,917.90	46.24
142 E 71100 204 200 00000 000			STATE RETIREMENT	12,495.00	985.63	4,928.15	0.00	7,566.85	39.44
142 E 71100 207 200 00000 000			MEDICAL INSURANCE	28,910.00	1,101.20	1,101.20	0.00	27,808.80	3.81
142 E 71100 212 200 00000 000			EMPLOYER MEDICARE	1,705.00	156.82	788.14	0.00	916.86	46.23
142 E 72210 138 200 00010 000			INSTR COMPUTER PERSONNEL	47,576.00	0.00	0.00	0.00	47,576.00	0.00
142 E 72210 189 200 00000 000			OTHER SALARIES & WAGES	0.00	0.00	0.00	0.00	0.00	0.00
142 E 72210 195 200 00000 000			CERTIFIED SUBSTITUTE TEACHERS	0.00	0.00	0.00	0.00	0.00	0.00
142 E 72210 201 200 00000 000			SOCIAL SECURITY	2,950.00	0.00	0.00	0.00	2,950.00	0.00
142 E 72210 204 200 00000 000			STATE RETIREMENT	5,057.00	0.00	0.00	0.00	5,057.00	0.00
142 E 72210 207 200 00000 000			MEDICAL INSURANCE	5,746.00	0.00	0.00	0.00	5,746.00	0.00
142 E 72210 212 200 00000 000			EMPLOYER MEDICARE	690.00	0.00	0.00	0.00	690.00	0.00
142 E 72210 355 200 00000 000			TRAVEL	0.00	0.00	0.00	0.00	0.00	0.00
142 E 72210 499 200 00000 000			OTHER SUPPLIES AND MATERIALS	0.00	0.00	0.00	0.00	0.00	0.00
142 E 72210 524 200 00000 000			IN SERVICE / STAFF DEVELOPMENT	97,051.79	8,636.70	17,563.00	0.00	79,488.79	18.10
142 E 99100 504 200 00008 000			INDIRECT COST	13,500.00	0.00	0.00	0.00	13,500.00	0.00
142 E 99100 590 200 00000 000			TRANSFERS OUT	0.00	0.00	0.00	0.00	0.00	0.00
		200		340,514.79	22,502.37	82,507.99	0.00	258,006.80	24.23

Fnd T Acct	Obj Prj Loc	Prg	Account Level Description	2019-20 Budget	January 2019-20 Monthly Activity	2019-20 FYTD Activity	Encumbered Amount	Unexpended Balance - YTD Act	2019-20 FYTD %
440			TITLE IV						
142 E 71100 429 440 00000 000			INSTRUCTIONAL SUPPLIES & MAT.	0.00	0.00	0.00	0.00	0.00	0.00
142 E 71150 116 440 00000 000			TEACHERS	41,071.00	0.00	0.00	0.00	41,071.00	0.00
142 E 71150 201 440 00000 000			SOCIAL SECURITY	2,546.00	0.00	0.00	0.00	2,546.00	0.00
142 E 71150 204 440 00000 000			STATE RETIREMENT	4,366.00	0.00	0.00	0.00	4,366.00	0.00
142 E 71150 207 440 00000 000			MEDICAL INSURANCE	5,746.00	0.00	0.00	0.00	5,746.00	0.00
142 E 71150 212 440 00000 000			MEDICARE	596.00	0.00	0.00	0.00	596.00	0.00
142 E 72130 123 440 00000 000			GUIDANCE PERSONNEL	52,395.00	4,366.17	21,830.85	0.00	30,564.15	41.67
142 E 72130 201 440 00000 000			SOCIAL SECURITY	3,248.00	249.61	1,251.09	0.00	1,996.91	38.52
142 E 72130 204 440 00000 000			STATE RETIREMENT	5,570.00	464.12	2,320.60	0.00	3,249.40	41.66
142 E 72130 207 440 00000 000			MEDICAL INSURANCE	9,463.00	901.20	4,506.00	0.00	4,957.00	47.62
142 E 72130 212 440 00000 000			EMPLOYER MEDICARE	760.00	58.38	292.58	0.00	467.42	38.50
142 E 72130 499 440 00000 000			OTHER SUPPLIES & MATERIALS	0.00	0.00	0.00	0.00	0.00	0.00
142 E 72130 524 440 00000 000			IN SERVICE / STAFF DEVELOPMENT	7,033.00	249.00	613.00	0.00	6,420.00	8.72
142 E 72130 599 440 00000 000			OTHER CHARGES	0.00	0.00	0.00	0.00	0.00	0.00
142 E 72250 524 440 00000 000			IN-SERVICE / STAFF DEVELOPMENT	9,716.74	0.00	9,233.64	0.00	483.10	95.03
142 E 72250 790 440 00000 000			OTHER EQUIPMENT	0.00	0.00	0.00	0.00	0.00	0.00
142 E 72710 201 440 00000 000				0.00	0.00	0.00	0.00	0.00	0.00
142 E 72710 204 440 00000 000				0.00	0.00	0.00	0.00	0.00	0.00
142 E 72710 212 440 00000 000				0.00	0.00	0.00	0.00	0.00	0.00
142 E 72710 599 440 00000 000			OTHER CHARGES	0.00	0.00	0.00	0.00	0.00	0.00
142 E 99100 504 440 00000 000			INDIRECT COST	1,000.00	0.00	0.00	0.00	1,000.00	0.00
			440	143,510.74	6,288.48	40,047.76	0.00	103,462.98	27.91

Fnd T Acct	Obj Prj Loc	Prg	Account Level Description	2019-20 Budget	January 2019-20 Monthly Activity	2019-20 FYTD Activity	Encumbered Amount	Unexpended Balance - YTD Act	2019-20 FYTD %
800			CARL PERKINS						
142 E 71300 116 800 00021 000			TEACHERS	0.00	0.00	0.00	0.00	0.00	0.00
142 E 71300 189 800 00021 000			OTHER SALARIES & WAGES	6,000.00	0.00	0.00	0.00	6,000.00	0.00
142 E 71300 201 800 00021 000			SOCIAL SECURITY	0.00	0.00	0.00	0.00	0.00	0.00
142 E 71300 204 800 00021 000			STATE RETIREMENT	0.00	0.00	0.00	0.00	0.00	0.00
142 E 71300 207 800 00021 000			MEDICAL INSURANCE	0.00	0.00	0.00	0.00	0.00	0.00
142 E 71300 212 800 00021 000			EMPLOYER MEDICARE	0.00	0.00	0.00	0.00	0.00	0.00
142 E 71300 429 800 00000 000			INSTRUCTIONAL SUPPLIES & MATER	8,000.00	0.00	4,308.82	0.00	3,691.18	53.86
142 E 71300 499 800 00000 000			OTHER SUPPLIES AND MATERIALS	4,000.00	0.00	2,370.00	0.00	1,630.00	59.25
142 E 71300 599 800 00000 000			OTHER CHARGES	0.00	0.00	0.00	0.00	0.00	0.00
142 E 71300 730 800 00000 000			VOCATIONAL INSTRUCTION EQUIPME	74,953.39	0.00	28,969.95	0.00	45,983.44	38.65
142 E 72130 146 800 00000 000			BUS DRIVERS	500.00	0.00	0.00	0.00	500.00	0.00
142 E 72130 355 800 00000 000			TRAVEL	10,000.00	867.00	2,916.00	0.00	7,084.00	29.16
142 E 72130 399 800 00000 000			OTHER CONTRACTED SERVICES	0.00	0.00	0.00	0.00	0.00	0.00
142 E 72130 524 800 00000 000			IN SERVICE / STAFF DEVELOPMENT	25,000.00	3,132.10	19,955.79	0.00	5,044.21	79.82
142 E 72230 599 800 00000 000				0.00	0.00	0.00	0.00	0.00	0.00
142 E 99100 504 800 00008 000			INDIRECT COST	1,857.45	0.00	0.00	0.00	1,857.45	0.00
142 E 99100 590 800 00008 000			TRANS. OUT - INDIRECT COST	0.00	0.00	0.00	0.00	0.00	0.00
			800	130,310.84	3,999.10	58,520.56	0.00	71,790.28	44.91

Account Level		2019-20	January 2019-20	2019-20	Encumbered	Unexpended	2019-20
Fnd T Acct	Obj Prj Loc Prg Description	Budget	Monthly Activity	FYTD Activity	Amount	Balance - YTD Act	FYTD %
801	CARL PERKINS RESERVE GRANT						
142 E 71300 429 801 00000 000	INSTRUCTIONAL SUPPLIES & MATRI	0.00	0.00	0.00	0.00	0.00	0.00
142 E 71300 499 801 00000 000	OTHER SUPPLIES AND MATERIALS	10,000.00	420.00	3,950.00	0.00	6,050.00	39.50
142 E 71300 730 801 00000 000	VOCATIONAL INSTRUCTION EQUIP	35,000.00	0.00	33,259.77	0.00	1,740.23	95.03
	801	45,000.00	420.00	37,209.77	0.00	7,790.23	82.69

Account Level		2019-20	January 2019-20	2019-20	Encumbered	Unexpended	2019-20
Fnd T Acct	Obj Prj Loc Prg Description	Budget	Monthly Activity	FYTD Activity	Amount	Balance - YTD Act	FYTD %
802	PERKINS-NEW SKILLS FOR YOUTH						
142 E 71300 499 802 00000 000	OTHER SUPPLIES AND MATERIALS	1,393.00	0.00	1,392.99	0.00	0.01	100.00
142 E 71300 730 802 00000 000	VOCATIONAL INSTRUCTION EQUIP	24,321.00	0.00	23,210.29	0.00	1,110.71	95.43
142 E 72130 524 802 00000 000	IN-SERVICE/STAFF DEVELOPMENT	3,500.00	-649.10	3,500.00	0.00	0.00	100.00
	802	29,214.00	-649.10	28,103.28	0.00	1,110.72	96.20

Fnd T Acct	Obj Prj Loc	Prg	Account Level Description	2019-20 Budget	January 2019-20 Monthly Activity	2019-20 FYTD Activity	Encumbered Amount	Unexpended Balance - YTD Act	2019-20 FYTD %
891			STATE DISCRETIONARY-Ages 6-21						
142 E 71200 195 891 00000 000			CERTIFIED SUBSTITUTE TEACHERS	5,000.00	0.00	0.00	0.00	5,000.00	0.00
142 E 71200 201 891 00000 000			SOCIAL SECURITY	310.00	0.00	0.00	0.00	310.00	0.00
142 E 71200 212 891 00000 000			EMPLOYER MEDICARE	72.00	0.00	0.00	0.00	72.00	0.00
142 E 71200 429 891 00000 000			INSTRUCTIONAL SUPPLIES & MATER	16,204.00	0.00	16,605.82	0.00	-401.82	102.48
142 E 71200 725 891 00000 000			SPED EQUIPMENT	0.00	0.00	0.00	0.00	0.00	0.00
142 E 72220 189 891 00020 000			OTHER SALARIES & WAGES	0.00	0.00	0.00	0.00	0.00	0.00
142 E 72220 196 891 00020 000			IN-SERVICE TRAINING	10,000.00	0.00	3,407.25	0.00	6,592.75	34.07
142 E 72220 201 891 00020 000			SOCIAL SECURITY	620.00	0.00	211.27	0.00	408.73	34.08
142 E 72220 204 891 00020 000			STATE RETIREMENT	904.00	0.00	349.50	0.00	554.50	38.66
142 E 72220 207 891 00020 000			MEDICAL INSURANCE	0.00	0.00	0.00	0.00	0.00	0.00
142 E 72220 212 891 00020 000			EMPLOYER MEDICARE	145.00	0.00	49.44	0.00	95.56	34.10
142 E 72220 355 891 00000 000			TRAVEL	0.00	0.00	0.00	0.00	0.00	0.00
142 E 72220 499 891 00000 000			OTHER SUPPLIES AND MATERIALS	0.00	0.00	0.00	0.00	0.00	0.00
142 E 72220 524 891 00000 000			IN SERVICE / STAFF DEVELOPMENT	52,200.00	299.00	45,386.92	0.00	6,813.08	86.95
142 E 72220 599 891 00000 000			OTHER CHARGES	0.00	0.00	0.00	0.00	0.00	0.00
142 E 72220 790 891 00000 000			OTHER EQUIPMENT	0.00	0.00	0.00	0.00	0.00	0.00
142 E 99100 504 891 00000 000			INDIRECT COST	0.00	0.00	0.00	0.00	0.00	0.00
		891		85,455.00	299.00	66,010.20	0.00	19,444.80	77.25

Fnd T Acct		Obj	Prj	Loc	Prg	Account Level Description	2019-20 Budget	January 2019-20 Monthly Activity	2019-20 FYTD Activity	Encumbered Amount	Unexpended Balance - YTD Act	2019-20 FYTD %
892		STATE DISCRETIONARY - PRESCHOO										
142	E	71200	195	892	00000	000	CERTIFIED SUBSTITUTE TEACHERS	0.00	0.00	0.00	0.00	0.00
142	E	71200	429	892	00000	000	INSTRUCTIONAL SUPPLIES & MATER	0.00	0.00	0.00	0.00	0.00
142	E	71200	725	892	00000	000	SPECIAL EDUCATION EQUIPMENT	0.00	0.00	0.00	0.00	0.00
142	E	72220	355	892	00000	000	TRAVEL	0.00	0.00	0.00	0.00	0.00
142	E	72220	524	892	00000	000	IN SERVICE / STAFF DEVELOPMENT	0.00	0.00	0.00	0.00	0.00
142	E	99100	504	892	00000	000	INDIRECT COST	0.00	0.00	0.00	0.00	0.00
							892	0.00	0.00	0.00	0.00	0.00

Account Level		2019-20	January 2019-20	2019-20	Encumbered	Unexpended	2019-20
Fnd T Acct	Obj Prj Loc Prg Description	Budget	Monthly Activity	FYTD Activity	Amount	Balance - YTD Act	FYTD %
893	IDEA DISCRETIONARY SUPPLEMENTA						
142 E 72220 399 893 00000 000	OTHER CONTRACTED SERVICES	0.00	0.00	0.00	0.00	0.00	0.00
142 E 72220 499 893 00000 000	OTHER SUPPLIES AND MATERIALS	4,034.89	0.00	0.00	0.00	4,034.89	0.00
142 E 72220 524 893 00000 000	IN SERVICE / STAFF DEVELOPMENT	2,800.00	132.00	132.00	0.00	2,668.00	4.71
142 E 72220 790 893 00000 000		0.00	0.00	0.00	0.00	0.00	0.00
	893	6,834.89	132.00	132.00	0.00	6,702.89	1.93

Fnd T Acct	Obj Prj Loc	Prg	Account Level Description	2019-20 Budget	January 2019-20 Monthly Activity	2019-20 FYTD Activity	Encumbered Amount	Unexpended Balance - YTD Act	2019-20 FYTD %
900			IDEA PART- B						
142 E 71200 116 900 00000 000			TEACHERS	78,909.00	-5,192.43	45,328.76	0.00	33,580.24	57.44
142 E 71200 163 900 00000 000			EDUCATIONAL ASSISTANTS	857,118.00	62,838.16	360,901.67	0.00	496,216.33	42.11
142 E 71200 171 900 00000 000			SPEECH PATHOLOGIST	49,000.00	17,590.00	17,590.00	0.00	31,410.00	35.90
142 E 71200 189 900 00000 000			OTHER SALARIES & WAGES	0.00	0.00	0.00	0.00	0.00	0.00
142 E 71200 201 900 00000 000			SOCIAL SECURITY	60,953.04	4,159.10	23,754.60	0.00	37,198.44	38.97
142 E 71200 204 900 00000 000			STATE RETIREMENT	96,800.41	6,208.94	36,345.56	0.00	60,454.85	37.55
142 E 71200 207 900 00000 000			MEDICAL INSURANCE	346,332.00	27,249.20	137,147.20	0.00	209,184.80	39.60
142 E 71200 212 900 00000 000			EMPLOYER MEDICARE	14,354.48	972.64	5,555.50	0.00	8,798.98	38.70
142 E 71200 429 900 00000 000			INSTRUCTIONAL SUPPLIES & MAT.	60,000.00	436.61	3,413.54	0.00	56,586.46	5.69
142 E 71200 725 900 00000 000			SPECIAL EDUCATION EQUIPMENT	20,000.00	0.00	0.00	0.00	20,000.00	0.00
142 E 72210 524 900 00000 000			Staff Development	0.00	0.00	0.00	0.00	0.00	0.00
142 E 72220 189 900 00000 000			OTHER SALARIES & WAGES	0.00	0.00	0.00	0.00	0.00	0.00
142 E 72220 201 900 00000 000			SOCIAL SECURITY	0.00	0.00	0.00	0.00	0.00	0.00
142 E 72220 204 900 00000 000			STATE RETIREMENT	0.00	0.00	0.00	0.00	0.00	0.00
142 E 72220 207 900 00000 000			MEDICAL INSURANCE	0.00	0.00	0.00	0.00	0.00	0.00
142 E 72220 212 900 00000 000			EMPLOYER MEDICARE	0.00	0.00	0.00	0.00	0.00	0.00
142 E 72220 336 900 00000 000			MAINTENANCE & REPAIR OF EQUIPM	2,000.00	0.00	0.00	0.00	2,000.00	0.00
142 E 72220 355 900 00000 000			TRAVEL	20,000.00	0.00	0.00	0.00	20,000.00	0.00
142 E 72220 399 900 00000 000			OTHER CONTRACTED SERVICES	25,000.00	0.00	0.00	0.00	25,000.00	0.00
142 E 72220 429 900 00000 000			Instructional Supplies & Mat.	0.00	0.00	0.00	0.00	0.00	0.00
142 E 72220 499 900 00000 000			OTHER SUPPLIES AND MATERIALS	48,131.66	1,015.36	7,597.79	0.00	40,533.87	15.79
142 E 72220 524 900 00000 000			IN SERVICE / STAFF DEVELOPMENT	65,000.00	4,235.34	18,002.50	0.00	46,997.50	27.70
142 E 72710 146 900 00020 000			BUS DRIVERS	270,204.00	18,615.65	93,218.53	0.00	176,985.47	34.50
142 E 72710 201 900 00020 000			SOCIAL SECURITY	16,752.76	1,020.97	5,138.98	0.00	11,613.78	30.68
142 E 72710 204 900 00020 000			STATE RETIREMENT	26,372.20	1,598.53	8,206.44	0.00	18,165.76	31.12
142 E 72710 207 900 00020 000			MEDICAL INSURANCE	80,248.00	9,666.40	42,980.00	0.00	37,268.00	53.56
142 E 72710 212 900 00020 000			EMPLOYER MEDICARE	3,578.00	238.78	1,202.03	0.00	2,375.97	33.60
142 E 99100 504 900 00008 000			INDIRECT COST	17,280.87	0.00	0.00	0.00	17,280.87	0.00
			900	2,158,034.42	150,653.25	806,383.10	0.00	1,351,651.32	37.37

Fnd T Acct	Obj Prj Loc	Prg	Account Level Description	2019-20 Budget	January 2019-20 Monthly Activity	2019-20 FYTD Activity	Encumbered Amount	Unexpended Balance - YTD Act	2019-20 FYTD %
910			IDEA PRESCHOOL						
142 E 71200 163 910 00000 000			EDUCATIONAL ASSISTANTS	42,842.36	2,386.78	13,487.71	0.00	29,354.65	31.48
142 E 71200 201 910 00000 000			SOCIAL SECURITY	2,540.45	134.05	790.29	0.00	1,750.16	31.11
142 E 71200 204 910 00000 000			STATE RETIREMENT	3,999.16	229.37	951.99	0.00	3,047.17	23.80
142 E 71200 207 910 00000 000			MEDICAL INSURANCE	22,586.69	1,094.40	3,830.40	0.00	18,756.29	16.96
142 E 71200 212 910 00000 000			EMPLOYER MEDICARE	594.18	31.36	184.84	0.00	409.34	31.11
142 E 71200 429 910 00000 000			INSTRUCTIONAL SUPPLIES & MATER	9,570.56	0.00	1,418.52	0.00	8,152.04	14.82
142 E 71200 499 910 00000 000			OTHER SUPPLIES AND MATERIALS	0.00	0.00	0.00	0.00	0.00	0.00
142 E 71200 725 910 00000 000			SPECIAL EDUCATION EQUIPMENT	0.00	0.00	0.00	0.00	0.00	0.00
142 E 72220 189 910 00000 000			OTHER SALARIES & WAGES	0.00	0.00	0.00	0.00	0.00	0.00
142 E 72220 201 910 00000 000			SOCIAL SECURITY	0.00	0.00	0.00	0.00	0.00	0.00
142 E 72220 204 910 00000 000			STATE RETIREMENT	0.00	0.00	0.00	0.00	0.00	0.00
142 E 72220 207 910 00000 000			EMPLOYER MEDICARE	0.00	0.00	0.00	0.00	0.00	0.00
142 E 72220 212 910 00000 000			TRAVEL	0.00	0.00	0.00	0.00	0.00	0.00
142 E 72220 355 910 00000 000			OTHER CONTRACTED SERVICES	0.00	0.00	0.00	0.00	0.00	0.00
142 E 72220 499 910 00000 000			OTHER SUPPLIES AND MATERIALS	0.00	0.00	0.00	0.00	0.00	0.00
142 E 72220 524 910 00000 000			IN SERVICE / STAFF DEVELOPMENT	5,000.00	0.00	0.00	0.00	5,000.00	0.00
142 E 99100 504 910 00008 000			INDIRECT COST	280.31	0.00	0.00	0.00	280.31	0.00
	910			87,413.71	3,875.96	20,663.75	0.00	66,749.96	23.64

Number of Accounts: 260

***** End of report *****

Fnd T Acct	Obj Prj Loc	Prg	Account Level Description	Amount
A			Asset	
142 A 11140 000 000 00000 000			CASH WITH TRUSTEE	0.00
142 A 11140 000 000 00000 142			CASH WITH TRUSTEE	0.00
142 A 11140 000 000 99142 142				500,630.00
142 A 11140 000 010 00000 142			CASH WITH TRUSTEE - CON ADMIN	0.00
142 A 11140 000 010 99142 142				69.02CR
142 A 11140 000 100 00000 000			CASH WITH TRUSTEE	0.00
142 A 11140 000 100 00000 142			CASH WITH TRUSTEE - TITLE I	0.00
142 A 11140 000 100 99141 141				0.00
142 A 11140 000 100 99142 142				15,312.90
142 A 11140 000 101 99142 142				0.00
142 A 11140 000 160 00000 000			TITLE I-D	0.00
142 A 11140 000 160 99142 142				0.00
142 A 11140 000 171 99142 142				0.00
142 A 11140 000 172 99142 142				0.00
142 A 11140 000 200 00000 142			CASH WITH TRUSTEE - TITLE II-A	0.00
142 A 11140 000 200 99141 141				0.00
142 A 11140 000 200 99142 142				1,077.29
142 A 11140 000 300 00000 142			CASH WITH TRUSTEE - TITLE III	0.00
142 A 11140 000 440 00000 141			CASH WITH TRUSTEE	0.00
142 A 11140 000 440 99141 141				0.00
142 A 11140 000 440 99142 142				1,714.37
142 A 11140 000 480 00000 142			CASH WITH TRUSTEE - FTTT DISCR	0.00
142 A 11140 000 580 00000 142			CASH WITH TRUSTEE - FTTT	0.00
142 A 11140 000 720 99142 142				907.03CR
142 A 11140 000 800 00000 142			CASH WITH TRUSTEE - CARL PERKI	0.00
142 A 11140 000 800 99141 141				0.00
142 A 11140 000 800 99142 142				230.33
142 A 11140 000 801 00000 142			CASH WITH TRUSTEE - CTE RESERV	0.00
142 A 11140 000 801 99142 142				37,209.77CR
142 A 11140 000 802 99142 142				385.10CR
142 A 11140 000 891 00000 142			CASH WITH TRUSTEE - STATE DISC	0.00
142 A 11140 000 891 99142 142				381.18
142 A 11140 000 892 00000 142			CASH WITH TRUSTEE - DISC PRESC	0.00
142 A 11140 000 892 99142 142				0.00
142 A 11140 000 893 00000 142			CASH WITH TRUSTEE - IDEA DISC	0.00
142 A 11140 000 893 99142 142				132.00CR
142 A 11140 000 894 00000 142			CASH WITH TRUSTEE - FS GRAY	0.00
142 A 11140 000 894 99142 142				0.00
142 A 11140 000 895 00000 142			CASH WITH TRUSTEE - FS JM	0.00
142 A 11140 000 895 99142 142				0.00
142 A 11140 000 896 00000 142			CASH WITH TRUSTEE - FS SS	0.00
142 A 11140 000 896 99142 142				34.37CR
142 A 11140 000 897 99142 142				0.00
142 A 11140 000 900 00000 000			CASH WITH TRUSTEE-IDEA PART B	0.00
142 A 11140 000 900 00000 142			CASH WITH TRUSTEE-IDEA PART B	0.00
142 A 11140 000 900 99141 141				119.01CR
142 A 11140 000 900 99142 142				14,477.85
142 A 11140 000 901 00000 142			EDUCATION HANDICAPPED ACT - I	0.00
142 A 11140 000 902 00000 142			EDUCATION HANDICAPPED ACT - ID	0.00
142 A 11140 000 910 00000 142			CASH WITH TRUSTEE - IDEA PRESC	0.00
142 A 11140 000 910 99142 142				348.02
142 A 11140 --- --- --- ---				495,315.64
142 A 11400 000 900 00000 142			DUE FROM OTHER FUNDS	0.00

Fnd T Acct	Obj Prj Loc	Prg	Account Level Description	Amount
A			Asset	
142 A 11400	---	---	-----	0.00
142 A 11410	000 000	00000	142	0.00
142 A 11410	---	---	-----	0.00
142 A 11430	000 010	00000	142 DUE FROM OTHER GOVERNMENTS	0.00
142 A 11430	000 100	00000	142 DUE FROM OTHER GOVERNMENTS	0.00
142 A 11430	000 101	00000	142 DUE FROM OTHER GOVERNMENTS	0.00
142 A 11430	000 160	00000	142 DUE FROM OTHER GOVERNMENTS	0.00
142 A 11430	000 171	00000	142 DUE FROM OTHER GOVERNMENTS	0.00
142 A 11430	000 200	00000	142 DUE FROM OTHER GOVERNMENTS	0.00
142 A 11430	000 300	00000	142 DUE FROM OTHER GOVERNMENTS	0.00
142 A 11430	000 440	00000	142 DUE FROM OTHER GOVERNMENTS	0.00
142 A 11430	000 580	00000	142 DUE FROM OTHER GOVERNMENTS	0.00
142 A 11430	000 720	00000	142 DUE FROM OTHER GOVERNMENTS	0.00
142 A 11430	000 800	00000	142 DUE FROM OTHER GOVERNMENTS	0.00
142 A 11430	000 801	00000	142 DUE FROM OTHER GOVERNMENTS	0.00
142 A 11430	000 891	00000	142 DUE FROM OTHER GOVERNMENTS	0.00
142 A 11430	000 892	00000	142 DUE FROM OTHER GOVERNMENTS	0.00
142 A 11430	000 893	00000	142 DUE FROM OTHER GOVERNMENTS	0.00
142 A 11430	000 894	00000	142 Focus School Gray	0.00
142 A 11430	000 895	00000	142 Focus School JM	0.00
142 A 11430	000 896	00000	000 DUE FROM OTHER GOVERNMENTS	0.00
142 A 11430	000 896	00000	142 Focus Schools SS	0.00
142 A 11430	000 900	00000	142 DUE FROM OTHER GOVERNMENTS	0.00
142 A 11430	000 910	00000	142 DUE FROM OTHER GOVERNMENTS	0.00
142 A 11430	---	---	-----	0.00
142 A 11440	000 000	00000	142 DUE FROM OTHER FUNDS	0.00
142 A 11440	000 010	00000	000 DUE FROM OTHER FUNDS-CON ADMIN	0.00
142 A 11440	000 160	00000	000 TITLE I-D	0.00
142 A 11440	000 440	00000	000 DUE FROM OTHER FUNDS	0.00
142 A 11440	000 800	00000	142 DUE FROM OTHER FUNDS-CTE BASIC	0.00
142 A 11440	000 891	00000	142 DUE FROM OTHER FUNDS-STATE DIS	0.00
142 A 11440	000 892	00000	000 DUE FROM OTHER FUNDS-DISC PREK	0.00
142 A 11440	000 895	00000	000 DUE FROM OTHER FUNDS-FS JMS	0.00
142 A 11440	000 896	00000	000 DUE FROM OTHER FUNDS-FS SS	0.00
142 A 11440	000 900	00000	000 DUE FROM OTHER FUNDS-IDEA B	0.00
142 A 11440	000 900	00000	142	0.00
142 A 11440	000 910	00000	000 DUE FROM OTHER FUNDS	0.00
142 A 11440	---	---	-----	0.00
142 A 21100	000 000	00000	142 ACCOUNTS PAYABLE	0.00
142 A 21100	---	---	-----	0.00
142 A 21500	000 000	00000	142 DUE TO OTHER FUNDS	0.00
142 A 21500	---	---	-----	0.00
142 A	-----	-----	-----	495,315.64

Fnd T Acct	Obj Prj Loc	Prg	Account Level Description	Amount
L			Liability	
142 L 21100 000 010 00000 000			ACCOUNTS PAYABLE	0.00
142 L 21100 000 100 00000 000			ACCOUNTS PAYABLE	0.00
142 L 21100 000 101 00000 000				0.00
142 L 21100 000 160 00000 000			TITLE I-D	0.00
142 L 21100 000 171 00000 000				0.00
142 L 21100 000 172 00000 000				0.00
142 L 21100 000 200 00000 000			ACCOUNTS PAYABLE	0.00
142 L 21100 000 440 00000 000			ACCOUNTS PAYABLE	0.00
142 L 21100 000 720 00000 000				0.00
142 L 21100 000 800 00000 000			ACCOUNTS PAYABLE	0.00
142 L 21100 000 801 00000 000			ACCOUNTS PAYABLE	0.00
142 L 21100 000 802 00000 000				0.00
142 L 21100 000 891 00000 000			ACCOUNTS PAYABLE	0.00
142 L 21100 000 892 00000 000			ACCOUNTS PAYABLE	0.00
142 L 21100 000 893 00000 000			ACCOUNTS PAYABLE	0.00
142 L 21100 000 894 00000 000			ACCOUNTS PAYABLE	0.00
142 L 21100 000 895 00000 000			ACCOUNTS PAYABLE	0.00
142 L 21100 000 896 00000 000			ACCOUNTS PAYABLE	0.00
142 L 21100 000 897 00000 000				0.00
142 L 21100 000 900 00000 000			ACCOUNTS PAYABLE	0.00
142 L 21100 000 910 00000 000			ACCOUNTS PAYABLE	0.00
142 L 21100 --- --- ----- ---				0.00
142 L 21310 000 000 00000 000				0.00
142 L 21310 000 010 00000 000			INCOME TAX WITHHELD AND UNPAID	1,306.56
142 L 21310 000 100 00000 000			INCOME TAX WITHHELD AND UNPAID	0.00
142 L 21310 000 160 00000 000			TITLE I-D	0.00
142 L 21310 000 200 00000 000			INCOME TAX WITHHELD AND UNPAID	0.00
142 L 21310 000 440 00000 000			INCOME TAX WITHHELD AND UNPAID	0.00
142 L 21310 000 580 00000 000			INCOME TAX WITHHELD AND UNPAID	0.00
142 L 21310 000 720 00000 000				0.00
142 L 21310 000 800 00000 000			INCOME TAX WITHHELD AND UNPAID	0.00
142 L 21310 000 891 00000 000			INCOME TAX WITHHELD AND UNPAID	0.00
142 L 21310 000 892 00000 000			INCOME TAX WITHHELD AND UNPAID	0.00
142 L 21310 000 894 00000 000			INCOME TAX WITHHELD AND UNPAID	0.00
142 L 21310 000 895 00000 000			INCOME TAX WITHHELD AND UNPAID	0.00
142 L 21310 000 896 00000 000			INCOME TAX WITHHELD AND UNPAID	0.00
142 L 21310 000 900 00000 000			INCOME TAX WITHHELD AND UNPAID	0.00
142 L 21310 000 910 00000 000			INCOME TAX WITHHELD AND UNPAID	0.00
142 L 21310 --- --- ----- ---				1,306.56
142 L 21320 000 000 00000 000				0.00
142 L 21320 000 010 00000 000			SOCIAL SECURITY TAX	903.48CR
142 L 21320 000 100 00000 000			SOCIAL SECURITY TAX	0.00
142 L 21320 000 160 00000 000			TITLE I-D	0.00
142 L 21320 000 200 00000 000			SOCIAL SECURITY TAX	0.00
142 L 21320 000 440 00000 000			SOCIAL SECURITY TAX	0.00
142 L 21320 000 580 00000 000			SOCIAL SECURITY TAX	0.00
142 L 21320 000 720 00000 000				0.00
142 L 21320 000 800 00000 000			SOCIAL SECURITY TAX	0.00
142 L 21320 000 891 00000 000			SOCIAL SECURITY TAX	0.00
142 L 21320 000 894 00000 000			SOCIAL SECURITY TAX	0.00
142 L 21320 000 895 00000 000			SOCIAL SECURITY TAX	0.00
142 L 21320 000 896 00000 000			SOCIAL SECURITY TAX	0.00
142 L 21320 000 900 00000 000			SOCIAL SECURITY TAX	15.98CR

Fnd T Acct	Obj Prj Loc	Prg	Account Level Description	Amount
L			Liability	
142 L 21320 000 910 00000 000			SOCIAL SECURITY TAX	0.00
142 L 21320 --- --- ----- ---				919.46CR
142 L 21325 000 000 00000 000				0.00
142 L 21325 000 010 00000 000			EMPLOYEE MEDICARE DEDUCTION	403.08CR
142 L 21325 000 100 00000 000			EMPLOYEE MEDICARE DEDUCTION	0.00
142 L 21325 000 160 00000 000			TITLE I-D	0.00
142 L 21325 000 200 00000 000			EMPLOYEE MEDICARE DEDUCTION	0.00
142 L 21325 000 440 00000 000			EMPLOYEE MEDICARE DEDUCTION	0.00
142 L 21325 000 580 00000 000			EMPLOYEE MEDICARE DEDUCTION	0.00
142 L 21325 000 720 00000 000				0.00
142 L 21325 000 800 00000 000			EMPLOYEE MEDICARE DEDUCTION	0.00
142 L 21325 000 891 00000 000			EMPLOYEE MEDICARE DEDUCTION	0.00
142 L 21325 000 892 00000 000			EMPLOYEE MEDICARE DEDUCTION	0.00
142 L 21325 000 894 00000 000			EMPLOYEE MEDICARE DEDUCTION	0.00
142 L 21325 000 895 00000 000			EMPLOYEE MEDICARE DEDUCTION	0.00
142 L 21325 000 896 00000 000			EMPLOYEE MEDICARE DEDUCTION	0.00
142 L 21325 000 900 00000 000			EMPLOYEE MEDICARE DEDUCTION	3.72CR
142 L 21325 000 910 00000 000			EMPLOYEE MEDICARE DEDUCTION	0.00
142 L 21325 --- --- ----- ---				406.80CR
142 L 21330 000 000 00000 000				0.00
142 L 21330 000 010 00000 000			RETIREMENT CONTRIBUTIONS	1,188.54CR
142 L 21330 000 100 00000 000			RETIREMENT CONTRIBUTIONS	10,114.84CR
142 L 21330 000 160 00000 000			TITLE I-D	0.00
142 L 21330 000 200 00000 000			RETIREMENT CONTRIBUTIONS	1,533.20CR
142 L 21330 000 440 00000 000			RETIREMENT CONTRIBUTIONS	682.43CR
142 L 21330 000 580 00000 000			RETIREMENT CONTRIBUTIONS	0.00
142 L 21330 000 720 00000 000				0.00
142 L 21330 000 800 00000 000			RETIREMENT CONTRIBUTIONS	0.00
142 L 21330 000 891 00000 000			RETIREMENT CONTRIBUTIONS	0.00
142 L 21330 000 892 00000 000				0.00
142 L 21330 000 894 00000 000				0.00
142 L 21330 000 895 00000 000			RETIREMENT CONTRIBUTIONS	0.00
142 L 21330 000 896 00000 000				0.00
142 L 21330 000 900 00000 000			RETIREMENT CONTRIBUTIONS	8,529.98CR
142 L 21330 000 910 00000 000			RETIREMENT CONTRIBUTIONS	229.37CR
142 L 21330 --- --- ----- ---				22,278.36CR
142 L 21339 000 000 00000 000				0.00
142 L 21339 000 010 00000 000			STATE DENTAL PLAN	34.49CR
142 L 21339 000 100 00000 000			STATE DENTAL PLAN	0.00
142 L 21339 000 160 00000 000			STATE DENTAL PLAN	0.00
142 L 21339 000 200 00000 000			STATE DENTAL PLAN	0.00
142 L 21339 000 440 00000 000			STATE DENTAL PLAN	0.00
142 L 21339 000 580 00000 000			STATE DENTAL PLAN	0.00
142 L 21339 000 800 00000 000			STATE DENTAL PLAN	0.00
142 L 21339 000 891 00000 000			STATE DENTAL PLAN	0.00
142 L 21339 000 892 00000 000			STATE DENTAL PLAN	0.00
142 L 21339 000 900 00000 000			STATE DENTAL PLAN	0.00
142 L 21339 000 910 00000 000				0.00
142 L 21339 --- --- ----- ---				34.49CR
142 L 21340 000 000 00000 000				0.00
142 L 21340 000 010 00000 000			INSURANCE CONTRIBUTIONS	533.40CR

Fnd T Acct	Obj Prj Loc	Prg	Account Level Description	Amount
L			Liability	
142 L 21340	000 100 00000	000	INSURANCE CONTRIBUTIONS	0.00
142 L 21340	000 160 00000	000	INSURANCE CONTRIBUTIONS	0.00
142 L 21340	000 200 00000	000	INSURANCE CONTRIBUTIONS	0.00
142 L 21340	000 440 00000	000	INSURANCE CONTRIBUTIONS	0.00
142 L 21340	000 580 00000	000	INSURANCE CONTRIBUTIONS	0.00
142 L 21340	000 800 00000	000	INSURANCE CONTRIBUTIONS	0.00
142 L 21340	000 891 00000	000	INSURANCE CONTRIBUTIONS	0.00
142 L 21340	000 892 00000	000	MEDICAL INSURANCE PAYABLE	0.00
142 L 21340	000 900 00000	000	INSURANCE CONTRIBUTIONS	0.00
142 L 21340	000 910 00000	000	INSURANCE CONTRIBUTIONS	0.00
				<hr/>
142 L 21340	---	---	-----	533.40CR
142 L 21342	000 100 00000	000	HARTFORD ROTH	0.00
142 L 21342	000 160 00000	000	HARTFORD ROTH	0.00
142 L 21342	000 200 00000	000	HARTFORD ROTH	0.00
142 L 21342	000 440 00000	000	HARTFORD ROTH	0.00
142 L 21342	000 900 00000	000	HARTFORD ROTH	0.00
142 L 21342	000 910 00000	000		0.00
				<hr/>
142 L 21342	---	---	-----	0.00
142 L 21343	000 000 00000	000		0.00
142 L 21343	000 010 00000	000	AMERICAN FAMILY LIFE	0.00
142 L 21343	000 100 00000	000	AMERICAN FAMILY LIFE	0.00
142 L 21343	000 160 00000	000	AMERICAN FAMILY LIFE	0.00
142 L 21343	000 200 00000	000	AMERICAN FAMILY LIFE	0.00
142 L 21343	000 440 00000	000	AMERICAN FAMILY LIFE	0.00
142 L 21343	000 800 00000	000	AMERICAN FAMILY LIFE	0.00
142 L 21343	000 900 00000	000	AMERICAN FAMILY LIFE	0.00
142 L 21343	000 910 00000	000	AMERICAN FAMILY LIFE	0.00
				<hr/>
142 L 21343	---	---	-----	0.00
142 L 21344	000 100 00000	000	HORACE MANN LIFE INS	96.68
142 L 21344	000 160 00000	000	TITLE I-D	0.00
142 L 21344	000 900 00000	000	HORACE MANN LIFE INS	0.00
				<hr/>
142 L 21344	---	---	-----	96.68
142 L 21346	000 000 00000	000		0.00
142 L 21346	000 010 00000	000	WASHINGTON NATIONAL INS	0.00
142 L 21346	000 160 00000	000	TITLE I-D	0.00
142 L 21346	000 900 00000	000	WASHINGTON NATIONAL INS	0.00
142 L 21346	000 910 00000	000	WASHINGTON NATIONAL INS	0.00
				<hr/>
142 L 21346	---	---	-----	0.00
142 L 21347	000 000 00000	000		0.00
142 L 21347	000 100 00000	000	LIBERTY NATIONAL	0.00
142 L 21347	000 440 00000	000	LIBERTY NATIONAL	0.00
142 L 21347	000 800 00000	000	DEARBORN NATIONAL LIFE INSURAN	0.00
142 L 21347	000 900 00000	000	LIBERTY NATIONAL	0.00
142 L 21347	000 910 00000	000	LIBERTY NATIONAL	0.00
				<hr/>
142 L 21347	---	---	-----	0.00
142 L 21348	000 000 00000	000		0.00
142 L 21348	000 010 00000	000	MEDICAL INSURANCE	200.40CR
142 L 21348	000 100 00000	000	MEDICAL INSURANCE	0.00
142 L 21348	000 160 00000	000	MEDICAL INSURANCE	0.00

Fnd T Acct	Obj Prj Loc	Prg	Account Level Description	Amount
L			Liability	
142 L 21348	000 200 00000	000	EMPLOYEE INSURANCE DEDUCTIONS	0.00
142 L 21348	000 440 00000	000	MEDICAL INSURANCE	0.00
142 L 21348	000 580 00000	000	MEDICAL INSURANCE	0.00
142 L 21348	000 800 00000	000	MEDICAL INSURANCE	0.00
142 L 21348	000 891 00000	000	EMPLOYEE INSURANCE DEDUCTIONS	0.00
142 L 21348	000 900 00000	000	MEDICAL INSURANCE	0.00
142 L 21348	000 910 00000	000	MEDICAL INSURANCE	0.00
				<hr/>
142 L 21348	---	---	-----	200.40CR
142 L 21349	000 100 00000	000	UNITED WAY	0.00
142 L 21349	000 440 00000	000	UNITED WAY	0.00
142 L 21349	000 900 00000	000	UNITED WAY	0.00
				<hr/>
142 L 21349	---	---	-----	0.00
142 L 21351	000 010 00000	000	HORACE MANN ANNUITY	0.00
142 L 21351	000 100 00000	000	HORACE MANN ANNUITY	0.00
142 L 21351	000 160 00000	000	HORACE MANN ANNUITY	0.00
142 L 21351	000 200 00000	000	HORACE MANN ANNUITY	0.00
142 L 21351	000 440 00000	000	HORACE MANN ANNUITY	0.00
142 L 21351	000 580 00000	000	HORACE MANN ANNUITY	0.00
				<hr/>
142 L 21351	---	---	-----	0.00
142 L 21353	000 000 00000	000		0.00
142 L 21353	000 010 00000	000	DAVIS VISION	53.59
142 L 21353	000 100 00000	000	DAVIS VISION	0.00
142 L 21353	000 160 00000	000	DAVIS VISION	0.00
142 L 21353	000 200 00000	000	DAVIS VISION	0.00
142 L 21353	000 440 00000	000	DAVIS VISION	0.00
142 L 21353	000 580 00000	000	DAVIS VISION	0.00
142 L 21353	000 800 00000	000	DAVIS VISION	0.00
142 L 21353	000 900 00000	000	DAVIS VISION	0.00
				<hr/>
142 L 21353	---	---	-----	53.59
142 L 21354	000 000 00000	000	ONE AMERICA	0.00
142 L 21354	000 100 00000	000	ONE AMERICA	0.00
142 L 21354	000 160 00000	000	ONE AMERICA	0.00
142 L 21354	000 200 00000	000	ONE AMERICA	0.00
142 L 21354	000 440 00000	000	ONE AMERICA	0.00
142 L 21354	000 580 00000	000	ONE AMERICA	0.00
142 L 21354	000 800 00000	000	ONE AMERICA	0.00
142 L 21354	000 891 00000	000	ONE AMERICA	0.00
142 L 21354	000 900 00000	000	ONE AMERICA	0.00
142 L 21354	000 910 00000	000	ONE AMERICA	0.00
				<hr/>
142 L 21354	---	---	-----	0.00
142 L 21356	000 100 00000	000	TRUSTMARK	0.00
142 L 21356	000 160 00000	000	TRUSTMARK	0.00
142 L 21356	000 200 00000	000	TRUSTMARK	0.00
142 L 21356	000 900 00000	000	TRUSTMARK	0.00
				<hr/>
142 L 21356	---	---	-----	0.00
142 L 21357	000 100 00000	000	MODERN WOODMEN INS PAYABL	0.00
				<hr/>
142 L 21357	---	---	-----	0.00
142 L 21359	000 000 00000	000	HYBRID PRETAXED CONTRIBUTION	0.00

Fnd T Acct	Obj Prj Loc	Prg	Account Level Description	Amount
L			Liability	
142 L 21359 000 100 00000 000			HYBRID PRETAXED CONTRIBUTION	65.70CR
142 L 21359 000 200 00000 000			HYBRID PRETAXED CONTRIBUTION	219.03CR
142 L 21359 000 440 00000 000			HYBRID PRETAXED CONTRIBUTION	0.00
142 L 21359 000 720 00000 000				0.00
142 L 21359 000 891 00000 000			HYBRID PRETAXED CONTRIBUTION	0.00
142 L 21359 000 900 00000 000			HYBRID PRETAXED CONTRIBUTION	488.78CR
142 L 21359 --- --- ----- ---				773.51CR
142 L 21360 000 100 00000 000			GARNISHMENTS AND LEVIES	0.00
142 L 21360 000 900 00000 000			GARNISHMENTS AND LEVIES	0.00
142 L 21360 --- --- ----- ---				0.00
142 L 21362 000 000 00000 000				0.00
142 L 21362 000 100 00000 000			USABLE LIFE INS	0.00
142 L 21362 000 200 00000 000			USABLE LIFE INS	0.00
142 L 21362 000 580 00000 000			USABLE LIFE INS	0.00
142 L 21362 000 800 00000 000			USABLE Life	0.00
142 L 21362 000 900 00000 000			USABLE LIFE INS	0.00
142 L 21362 000 910 00000 000			USABLE LIFE INS	0.00
142 L 21362 201 000 00000 000				0.00
142 L 21362 201 100 00000 000			SOCIAL SECURITY	0.00
142 L 21362 201 200 00000 000			SOCIAL SECURITY	0.00
142 L 21362 201 900 00000 000			SOCIAL SECURITY	0.00
142 L 21362 201 910 00000 000			SOCIAL SECURITY	0.00
142 L 21362 204 000 00000 000				0.00
142 L 21362 204 100 00000 000			STATE RETIREMENT	0.00
142 L 21362 204 200 00000 000			STATE RETIREMENT	0.00
142 L 21362 204 900 00000 000			STATE RETIREMENT	0.00
142 L 21362 204 910 00000 000			STATE RETIREMENT	0.00
142 L 21362 207 000 00000 000				0.00
142 L 21362 207 100 00000 000			MEDICAL INSURANCE	0.00
142 L 21362 207 160 00000 000			MEDICAL INSURANCE	0.00
142 L 21362 207 200 00000 000			MEDICAL INSURANCE	0.00
142 L 21362 207 900 00000 000			MEDICAL INSURANCE	0.00
142 L 21362 207 910 00000 000			MEDICAL INSURANCE	0.00
142 L 21362 212 000 00000 000				0.00
142 L 21362 212 100 00000 000			MEDICARE	0.00
142 L 21362 212 200 00000 000			MEDICARE	0.00
142 L 21362 212 900 00000 000			MEDICARE	0.00
142 L 21362 212 910 00000 000			MEDICARE	0.00
142 L 21362 --- --- ----- ---				0.00
142 L 21365 000 010 00000 000				710.00
142 L 21365 000 100 00000 000			WAGeworks	710.00CR
142 L 21365 000 200 00000 000			WAGeworks	0.00
142 L 21365 000 580 00000 000			WAGeworks	0.00
142 L 21365 000 900 00000 000			WAGeworks	0.00
142 L 21365 --- --- ----- ---				0.00
142 L 21366 000 100 00000 000				0.00
142 L 21366 000 200 00000 000				0.00
142 L 21366 000 900 00000 000			LSW/VALUE TEACH	0.00
142 L 21366 --- --- ----- ---				0.00
142 L 21370 000 010 00000 000			AIG RETIREMENT (VALIC)	0.00

Fnd T Acct	Obj Prj Loc	Prg	Account Level Description	Amount
L			Liability	
142 L 21370	000 100 00000	000	AIG RETIREMENT (VALIC)	0.00
142 L 21370	000 200 00000	000	AIG RETIREMENT (VALIC)	0.00
142 L 21370	000 440 00000	000	AIG RETIREMENT (VALIC)	0.00
142 L 21370	---	---	-----	0.00
142 L 21380	000 010 00000	000	CREDIT UNION DEDUCTION	0.00
142 L 21380	000 100 00000	000	CREDIT UNION DEDUCTION	0.00
142 L 21380	000 580 00000	000	CREDIT UNION DEDUCTION	0.00
142 L 21380	---	---	-----	0.00
142 L 21390	000 010 00000	000	NEA TEA WCEA DUES	0.00
142 L 21390	000 100 00000	000	NEA TEA WCEA DUES	0.00
142 L 21390	000 200 00000	000	NEA TEA WCEA DUES	0.00
142 L 21390	000 580 00000	000	NEA TEA WCEA DUES	0.00
142 L 21390	000 900 00000	000	NEA TEA WCEA DUES	0.00
142 L 21390	---	---	-----	0.00
142 L 21500	000 000 00000	000		630.00CR
142 L 21500	000 010 00000	000	DUE TO OTHER FUNDS	910.00CR
142 L 21500	000 100 00000	000	DUE TO OTHER FUNDS	5,810.64CR
142 L 21500	000 160 00000	000	DUE TO OTHER FUNDS	0.00
142 L 21500	000 200 00000	000	DUE TO OTHER FUNDS	441.64CR
142 L 21500	000 300 00000	000	DUE TO OTHER FUNDS	0.00
142 L 21500	000 440 00000	000	DUE TO OTHER FUNDS	354.14CR
142 L 21500	000 800 00000	000	DUE TO OTHER FUNDS	580.23CR
142 L 21500	000 891 00000	000	DUE TO OTHER FUNDS	7.89
142 L 21500	000 892 00000	000	DUE TO OTHER FUNDS	0.00
142 L 21500	000 894 00000	000	DUE TO OTHER FUNDS	0.00
142 L 21500	000 896 00000	000	Due To Other Funds	34.37
142 L 21500	000 900 00000	000	DUE TO OTHER FUNDS	7,821.12CR
142 L 21500	000 910 00000	000	DUE TO OTHER FUNDS	118.65CR
142 L 21500	---	---	-----	16,624.16CR
142 L 21530	000 000 00000	000	DUE TO STATE OF TENNESSEE	0.00
142 L 21530	000 010 00000	000	DUE TO STATE OF TENNESSEE	182.34CR
142 L 21530	000 200 00000	000	DUE TO STATE OF TENNESSEE	5,580.06CR
142 L 21530	000 800 00000	000	DUE TO STATE OF TN	0.00
142 L 21530	000 892 00000	000	Due to State of Tennessee	0.00
142 L 21530	000 900 00000	000	DUE TO STATE OF TENNESSEE	51.61CR
142 L 21530	---	---	-----	5,814.01CR
142 L 21535	000 100 00000	000	DAVIS VISION	0.00
142 L 21535	---	---	-----	0.00
142 L 21900	000 000 00000	000		0.00
142 L 21900	000 010 00000	000	OTHER CURRENT LIABILITIES	0.00
142 L 21900	000 100 00000	000	OTHER CURRENT LIABILITIES	0.00
142 L 21900	000 160 00000	000	OTHER CURRENT LIABILITIES	0.00
142 L 21900	000 200 00000	000	OTHER CURRENT LIABILITIES	0.00
142 L 21900	000 440 00000	000	OTHER CURRENT LIABILITIES	0.00
142 L 21900	000 720 00000	000		0.00
142 L 21900	000 800 00000	000	OTHER CURRENT LIABILITIES	0.00
142 L 21900	000 891 00000	000	OTHER CURRENT LIABILITIES	0.00
142 L 21900	000 894 00000	000	OTHER CURRENT LIABILITIES	0.00
142 L 21900	000 895 00000	000	OTHER CURRENT LIABILITIES	0.00

Fnd T Acct	Obj Prj Loc	Prg	Account Level Description	Amount
Liability				
L				
142 L	21900 000 896 00000 000		OTHER CURRENT LIABILITIES	0.00
142 L	21900 000 900 00000 000		OTHER CURRENT LIABILITIES	0.00
142 L	21900 000 910 00000 000		OTHER CURRENT LIABILITIES	0.00
				<hr/>
142 L	21900 --- --- ----- ---			0.00
				<hr/>
142 L	----- --- --- ----- ---			46,127.76CR
				=====
Equity				
Q				
142 Q	34100 000 800 00000 000		PO PAYABLE	0.00
				<hr/>
142 Q	34100 --- --- ----- ---			0.00
142 Q	34110 000 000 00000 000		PURCHASE ORDER PAYABLE	0.00
142 Q	34110 000 100 00000 000		PURCHASE ORDER PAYABLE	0.00
142 Q	34110 000 160 00000 000		PURCHASE ORDER PAYABLE	0.00
142 Q	34110 000 200 00000 000		PURCHASE ORDER PAYABLE	0.00
142 Q	34110 000 440 00000 000		PURCHASE ORDER PAYABLE	0.00
142 Q	34110 000 800 00000 000		PURCHASE ORDER PAYABLE	0.00
142 Q	34110 000 891 00000 000		PURCHASE ORDER PAYABLE	0.00
142 Q	34110 000 892 00000 000		PURCHASE ORDER PAYABLE	0.00
142 Q	34110 000 893 00000 000		PURCHASE ORDER PAYABLE	0.00
				<hr/>
142 Q	34110 --- --- ----- ---			0.00
142 Q	34111 000 000 00000 000			0.00
				<hr/>
142 Q	34111 --- --- ----- ---			0.00
142 Q	34120 000 000 00000 000			0.00
				<hr/>
142 Q	34120 --- --- ----- ---			0.00
142 Q	39000 000 000 00000 000			500,000.00CR
142 Q	39000 000 010 00000 000		REV EXP SUMMARY FLOW THROUGH	2,354.60
142 Q	39000 000 100 00000 000		REV EXP SUMMARY FLOW THROUGH	1,156.60
142 Q	39000 000 101 00000 000			0.00
142 Q	39000 000 160 00000 000		REV EXP SUMMARY FLOW THROUGH	0.00
142 Q	39000 000 171 00000 000			0.00
142 Q	39000 000 172 00000 000			0.00
142 Q	39000 000 200 00000 000		REV EXP SUMMARY FLOW THROUGH	6,696.64
142 Q	39000 000 440 00000 000		REV EXP SUMMARY FLOW THROUGH	542.80CR
142 Q	39000 000 720 00000 000			907.03
142 Q	39000 000 800 00000 000		REV EXP SUMMARY FLOW THROUGH	867.00
142 Q	39000 000 801 00000 000		REV EXP SUMMARY FLOW THROUGH	37,209.77
142 Q	39000 000 802 00000 000			132.00CR
142 Q	39000 000 891 00000 000		REV EXP SUMMARY FLOW THROUGH	389.07CR
142 Q	39000 000 892 00000 000		REV EXP SUMMARY FLOW THROUGH	0.00
142 Q	39000 000 893 00000 000		REV EXP SUMMARY FLOW THROUGH	132.00
142 Q	39000 000 894 00000 000		REV EXP SUMMARY FLOW THROUGH	0.00
142 Q	39000 000 895 00000 000		REV EXP SUMMARY FLOW THROUGH	0.00
142 Q	39000 000 896 00000 000		REV EXP SUMMARY FLOW THROUGH	0.00
142 Q	39000 000 897 00000 000			0.00
142 Q	39000 000 900 00000 000		REV EXP SUMMARY FLOW THROUGH	2,552.35
142 Q	39000 000 910 00000 000		REV EXP SUMMARY FLOW THROUGH	0.00

Account Level						Amount		
Fnd	T	Acct	Obj	Prj	Loc	Prg	Description	
Q							Equity	
142	Q	39000	---	---	-----	---		449,187.88CR
142	Q	-----	---	---	-----	---		449,187.88CR
								=====
Grand Asset Totals								495,315.64
Grand Liability Totals								46,127.76CR
Grand Equity Totals								449,187.88CR
Grand Totals								0.00

Number of Accounts: 395

***** End of report *****

**Washington County
Department of Education
MEMORANDUM
DIRECTOR'S OFFICE**

DATE: March 04, 2020
TO: All Board Members
FROM: Finance Committee
SUBJECT: Finance Committee Meeting-January Financials


The Finance Committee met on Wednesday March 4, 2020 at 3:30 p.m. at the WCDE Central Office. Those present for the meeting were Chairman Phillip McLain, committee members Mary Beth Dellinger, Mitch Meredith, Director of Schools Dr. Flanary, Dr. Holcombe, and Director of Finance Brad Hale. Also in attendance were Angelia Guinn, Paul Masters, Board Member David Hammond, Jerry Whitaker, and Dr. Jarod Adams.

The Committee considered the General Fund financial statements for the month of January 2020 and the committee recommends approval.

The Committee considered the Federal Fund financial statements for the month of January 2020 and the committee recommends approval.

The Committee considered a request to fully fund "existing" employee's background checks at an estimated expense of around \$9,500.00 annually. This request is being made due to recent changes in TCA 49-5-413 which now requires background checks on all existing employees holding a position as a teacher or any other position requiring proximity to school children or to children in a child care program. These background checks must be done every 5-years. The Committee recommends approval.

Respectfully Submitted:



Phillip McLain, Finance Committee Chairman



W. Brad Hale, Director of Finance

**Washington County
Department of Education
Memorandum
Director's Office**

DATE: February 19, 2020

TO: Director William R. Flanary
Washington County Board of Education
Brad Hale, Director of Finance

FROM: Susan M. Kiernan, Assistant Director, Human Resources

SUBJECT: Mandated Background Checks

TCA 49-5-413 requires our school district to document background checks on all employees at least every five years. (See statute below) Due to this unfunded mandate the Human Resources Department is asking for guidance in how to proceed.

Washington County Schools may require all employees to pay for their own checks or the district may pay for the background check at \$35.15 at approximately 260 employees every year. (\$9139.00 per year) The rate of the background check can fluctuate over time. For budget purposes we would request \$9500.00 to be safe to make sure we have enough to reimburse. The system could set a rate to help the employee pay for check which is less than the total amount. (Example: Reimburse \$25.00 of the total cost.)

The Human Resources Department proposes the following options for your consideration:

- (1) The District reimburses the employee the \$35.15 with receipt of background check submitted to the Accounting Department.
- (2) Employees are fully responsible for the cost of the background check every 5 years of employment at the rate of the background check.
- (3) The District pays partial cost of background check at a set rate.

Thank you for your consideration.

49-5-413. Investigation of applicants for teaching or child care positions.

(a) Except as provided by subsection (f), and in addition to the requirements of § 49-5-406, a local board of education, charter school, or any child care program as defined in § 49-1-1102, shall require that prior to employment, and at least every five (5) years thereafter, any person applying for or holding a position as a teacher or any other position requiring proximity to school children or to children in a child care program to:

- (1) Agree to the release of all investigative records to the board or child care program for examination for the purpose of verifying the accuracy of criminal violation information as required by § 49-5-406(a)(1)(A); and
- (2) Supply a fingerprint sample and submit to a criminal history records check to be conducted by the Tennessee bureau of investigation and the federal bureau of investigation.

(b) Any retired teacher applying for a position as a teacher in accordance with title 8, chapter 36, part 8 shall not be required to comply with this section if the application is being made to the local board of education from which the teacher retired.

(c) Any reasonable costs incurred by the Tennessee bureau of investigation in conducting the investigation of an applicant shall be paid by the applicant the first time the applicant applies for a position with a local board of education or a child care program. The applicant shall be provided a copy of all criminal history records check documentation provided to the local board of education or child care program to which the applicant first applies. In lieu of additional criminal history records checks for subsequent applications, the applicant may submit copies of the applicant's initial criminal history records check documentation and shall not be required to pay any additional costs. Any local board of education or child care program may reimburse the applicant for the costs of the investigation if the applicant accepts a position as a teacher or any other position requiring proximity to school children or children in a child care program. Any local board of education or child care program may establish a policy authorizing payments for investigations of an applicant who provides school maintenance, clean up, food service and other such functions other than administrative or teaching functions or duties. A local board of education or child care program may pay for an investigation of the applicant regardless of whether the applicant accepts an offer for employment with the board of education or child care program.

Surplus Equipment-March 2020



Metal Halied Lights-Work




Copier-Condition Unknown



Deep Fryer-Condition Unknown



Milk Box-Does not work



Food Warmer-Condition Unknown



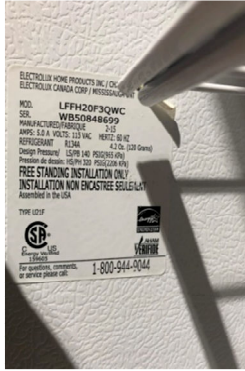
Shredder-Condition Unknown



Plotter-Condition Unknown






Exam Table-Good Condition



Freezer-Bad Compressor



Tables-2 stationary, 5 folding




Scag Mower-1788 Hours-Condition Poor



Kubota Mower-2016 Hours-Condition Poor



Field Sprayer-Condition Poor



Cafeteria Tables-2-Missing all seats



Side By Side Scrubber-Does not work